

NASIG Newsletter

25th Conference (2010) Wrap-Up

2010 Conference Evaluation Report An Oasis in Shifting Sands: NASIG at 25 June 3-6, 2010

Submitted by:

2010 Evaluation & Assessment Committee
Janice Lindquist (Chair), Smita Joshipura (Vice Chair),
Barbara McArthur, Virginia Rumph, Christine Torbert

NASIG’s 25th annual conference was held in Palm Springs, California. The conference featured one pre-conference, three vision sessions, ten strategy sessions, sixteen tactics sessions, and five poster sessions. Other events included an opening reception at the Rancho Las Palmas Resort as well as the 25th anniversary dinner and dance. It should be noted that a new event was featured at this conference, a vendor expo.

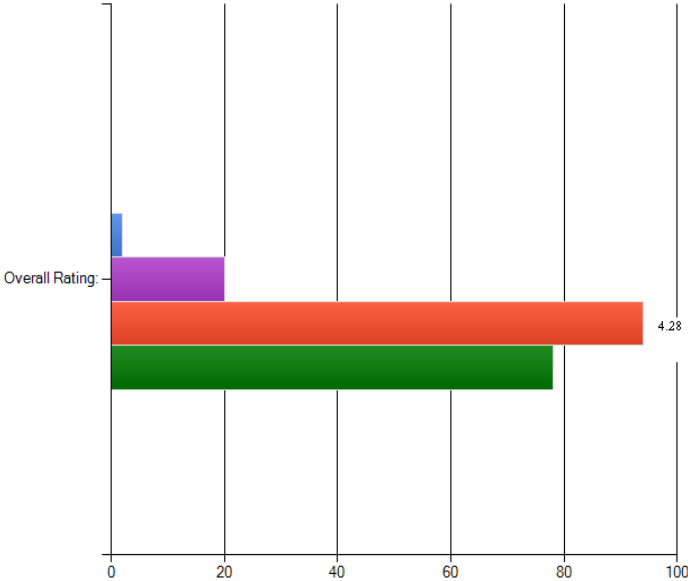
This year, 260 of the 383 conference attendees completed the online evaluation form. This 68% response rate reflects an increase of 14% from last year’s response rate of 54%. This was the third year that the evaluations forms were available online. A PDF of the survey was also provided on the NASIG website for attendees to use during the conference. Those who completed the evaluation form were also eligible to enter a drawing for a free conference registration. The winner will be announced in the NASIG Newsletter.

Conference Rating

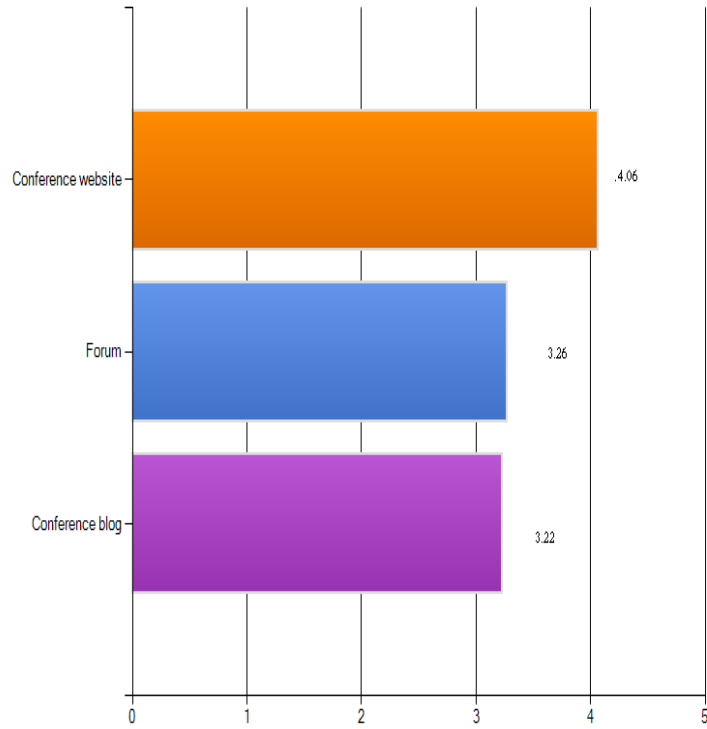
Respondents were asked to give ratings on a scale of 1 to 5, with 5 being the highest rating. The overall rating for the 2010 conference was 4.28 which is similar to last year’s conference which rated 4.31 overall.

One to five rating scale.

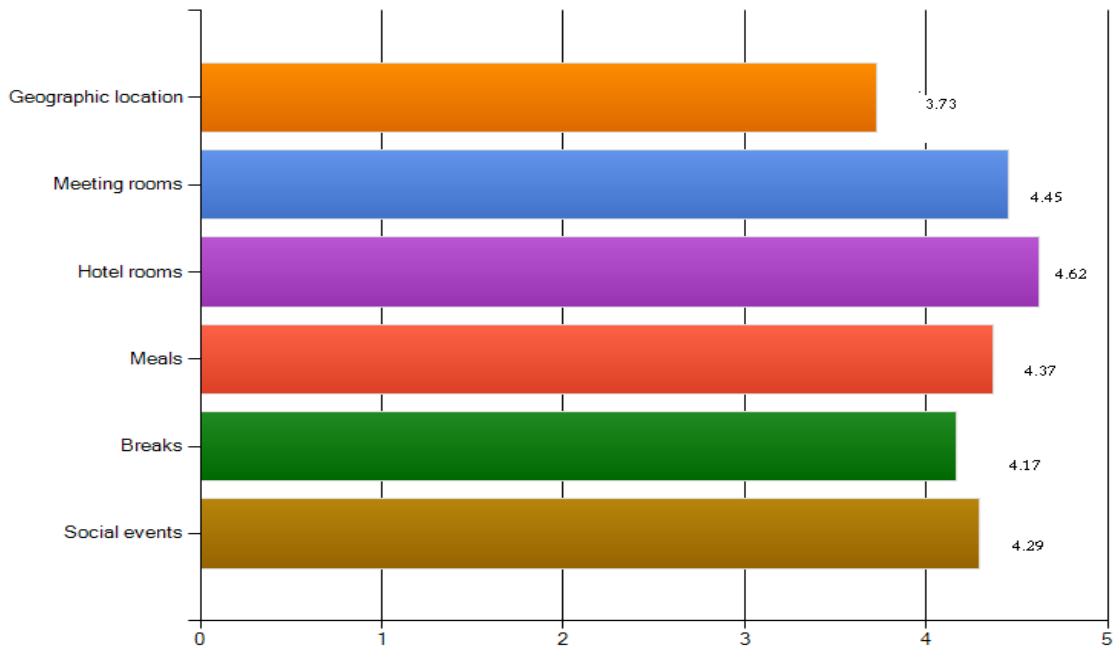
Considered as a whole, how would you rate the 25th annual NASIG conference in Palm Springs?



Please evaluate the usefulness and overall design of the online conference information:



Please evaluate conference facilities and local arrangements:



Ratings for the facilities and local arrangements were higher than last year in all categories except for geographic location. The Asheville conference was rated 4.35 but the Palm Springs conference was rated at 3.73. There were multiple comments about the heat as well as the distance and/or difficulty of travelling to Palm Springs which might account for the lower rating. Still, despite the negative factors, the Palm Springs conference site was rated higher than the ones in Phoenix (4.15) or Louisville (4.18).

The meeting rooms (4.45) and hotel rooms (4.62) received somewhat higher ratings than last year. There were multiple comments praising the hotel, service at the resort, and the centralized location of meeting rooms. There were multiple positive comments in regard to the free wireless and the internet café.

The meals (4.37) and breaks (4.17) also rated slightly higher this year. Negative comments were in regards to the number of meals served outdoors and some attendees missed having more group meals, or at least more structured opportunities for group meals such as the dine-arounds.

Social events (4.29) were also rated higher than Asheville (4.18). Attendees expressed gratitude for the hard work of CPC, PPC, and the 25th Anniversary Committee. There were several requests to bring back the late night socials and to continue to provide opportunities for dancing.


Other conference information, including the conference web site (4.06), forum (3.26) and conference blog (3.22) were rated lower than last year at 4.2, 3.78 and 3.77. There were several comments wishing information was more centralized. One suggested sending direct emails whenever something new was added to the site. Some wished there was more detailed information on the programs prior to registration. Several said they did not use the blog and/or forum.

NASIG again used an online store (Café Press) for conference souvenirs. Most respondents (66.1%) have not visited the store or have no opinion. Those who are happy with the selection came in at 32.8% and those who are not at 1.1%. Some indicated that they would prefer a wider variety of shirt colors and some said they might buy souvenirs on site but didn't think about going to the online store.

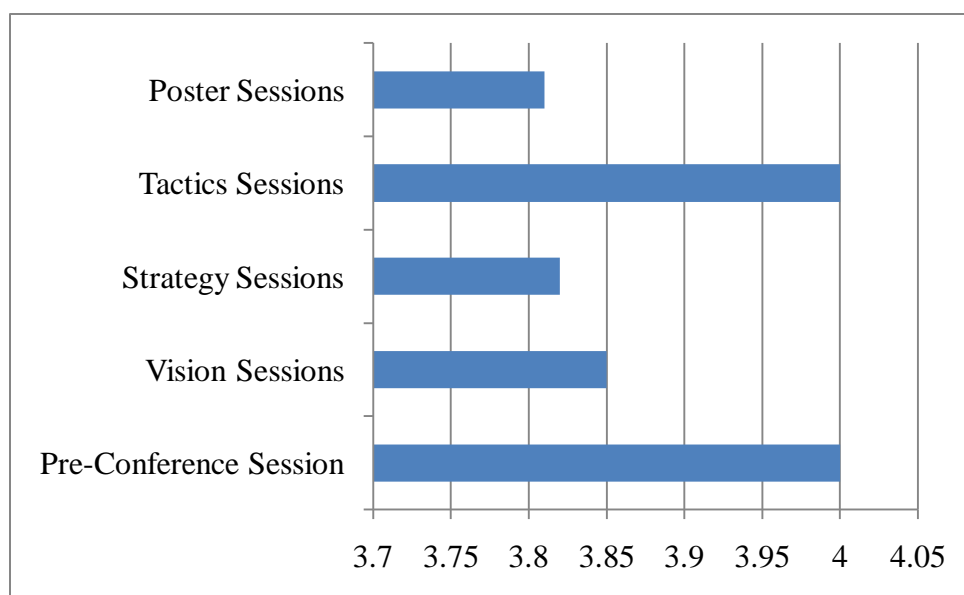
Program

The program followed a "no-repeat" format where most sessions were not repeated. Of those who commented on this aspect of the program, several asked for at least some sessions to be offered more than once. Another theme in the comments was that too often there were multiple programs of interest being offered at the same time. One respondent suggested a pre-conference survey to determine interest in the various programs.

Respondents were also asked about the balance in the types of programs offered. This aspect rated 4.02 which is slightly higher than Asheville (3.96) and tied with Phoenix. Again, as in last year's results, the largest complaint about the balance of the program was the perceived lack of cataloging/metadata-related sessions.



Average Session Ratings



This year the conference featured three vision sessions. Eric Miller’s “Linked Data and Libraries” received a 4.06 rating. Kent Anderson’s presentation, “How the Internet Changes Publications in Society” received a 4.28 rating. The final session was a panel discussion “Serials Management in the Next-Generation Library Environment” which received a 3.21 rating. There were multiple comments about the several last minute substitutions among the panelists. The average rating for vision sessions this year was 3.85, down from last year’s 4.27.

The ten strategy sessions this year generated ratings from 3.43 to 4.08 with an average rating of 4.0. The highest rating was given to Roger C. Schonfeld’s presentation, “What to Withdraw? Grappling with Print Collections Management in the Wake of Digitization”, with 4.08. Two other sessions were rated above 4.0, Stephanie Krueger and Tammy S. Sugarman’s session “Evaluating Usage of Non-Text Resources: What the COUNTER Statistics Don’t Tell you” (4.02) and Sarah Glasser’s program “When Jobs Disappear: the Staffing Implications of the Elimination of Print Serials Management Tasks” (4.01).

There were sixteen tactics sessions offered in Palm Springs. Ratings ranged from 3.26 to 4.36 with an

average of 4.0. Nine sessions scored above 4.0. Two sessions tied at 4.36 for the highest rating, Steve Shadle’s “What Can the Cataloger do with an ERM” and Jason Price’s “Making E-Serials Holdings Data Transferable-Applying the KBART Recommended Practice.”

Five poster sessions were presented this year. Ratings ranged from 3.58 to 4.04, averaging 3.81. Meggan Curran’s “Avoiding Obsolescence: A Professional Development Plan for Print Serials Staffers” received the highest rating.

There was one pre-conference offered this year, Magda El-Sherbini’s “Resource Description and Access “RDA”: New Code for Cataloging” which received a 4.0 rating.

Other Conference Events

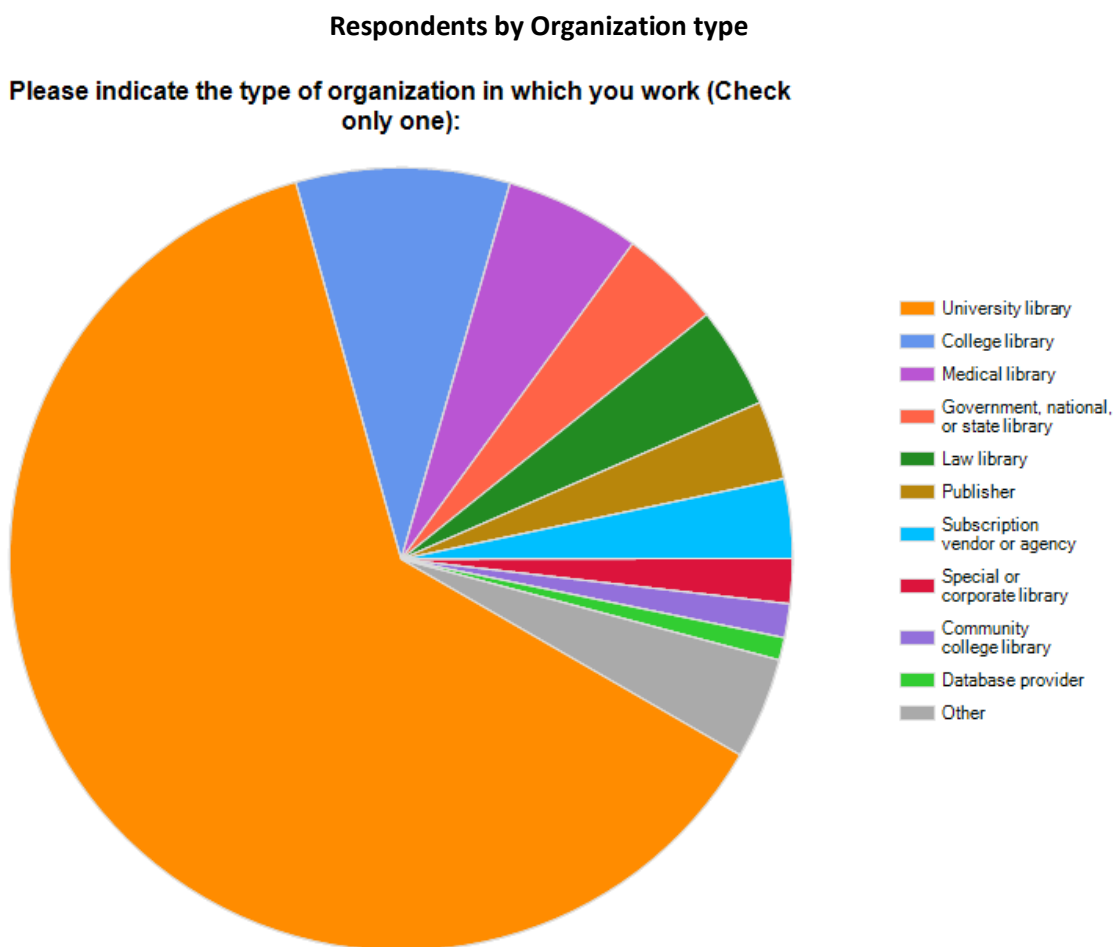
User Group Meetings	4.16
Informal Discussion Groups	4.26
First-Timers Mentoring Reception	3.94
Brainstorming Session	3.65
Business Meeting	3.77
Vendor Expo	4.12

Both the user group meetings and the informal discussion groups rated higher this year. User groups were rated at 4.16 this year, in comparison they were rated 3.80 in Asheville. The discussion groups rated 4.26 this year as opposed to 4.10 last year. There were several requests asking that the discussion groups and user groups not be scheduled during the same time.

The First-Timers/Mentoring Reception rated a 3.94 down from 4.20 in 2009, but 87.7% of respondents favored continuing this event in the future. The Brainstorming session received a rating of 3.65 (3.74

last year). Seventy percent of respondents would prefer to continue this event in the future. The most common suggestion would like to see this session better moderated or structured to keep the discussion on topic. The Vendor Expo was rated at 4.12. The majority of the written comments were in support of continuing this event. However, there were multiple comments about the timing of the event as not all conference attendees arrived early enough to attend the Expo.

Respondent Demographics



Academic library employees continue to represent the largest group of respondents (72.5%). This includes university (134), college (19), and community college (3) librarians. Responses from the vendor and publisher community, including subscription agents (7), publishers

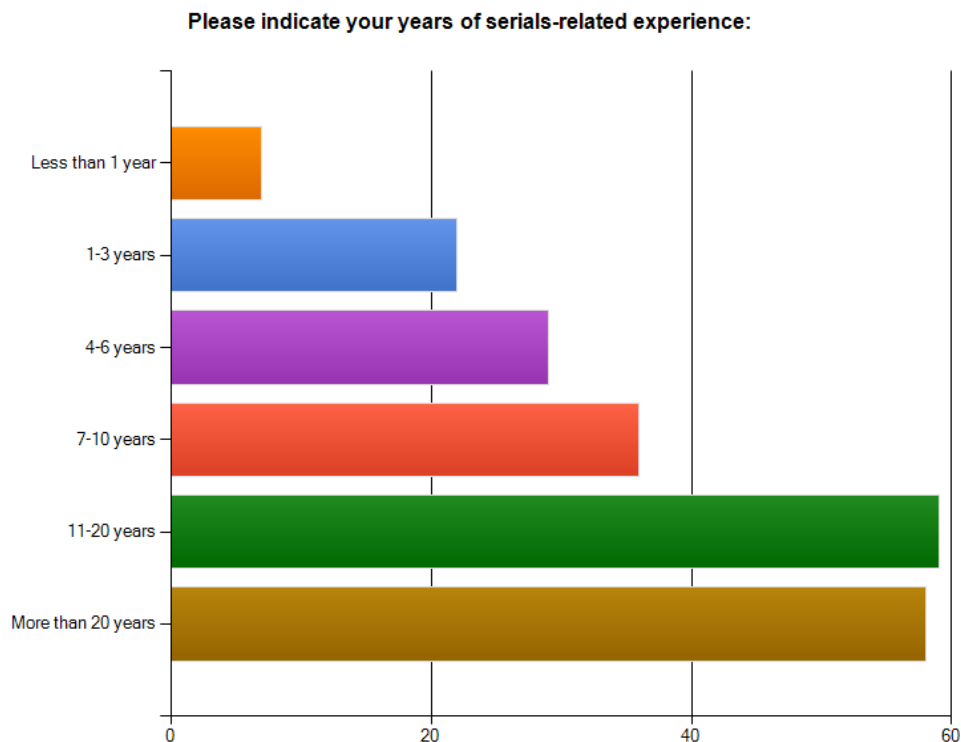
(7), database providers (2), and automated systems vendors (1) comprised 8% of the total respondents, up slightly from last year's 7.5%. Attendees from specialized libraries, including medical (12), law (9), and special or corporate libraries (4) made up 11.7% of

respondents. Other types of institutions included government, national or state libraries (4.2%); public libraries (.9%), students (3.3%), library network, consortium, or utility (.5%), professional association (0.5); and those selecting “other” (0.9%).

Respondents were asked to describe their work, selecting more than one category as applicable. The largest respondent groups identified themselves as serials librarians (49.5%), electronic resources librarians

(42.5%), acquisitions librarians (27.1%), and catalog/metadata librarians (26.2%). Collection development librarians comprised 15.9% of respondents, licensing rights managers (13.6%), technical service managers (14.5%). Reference librarians comprised 13.1% of the respondents. All other categories were selected by less than 10% of respondents.

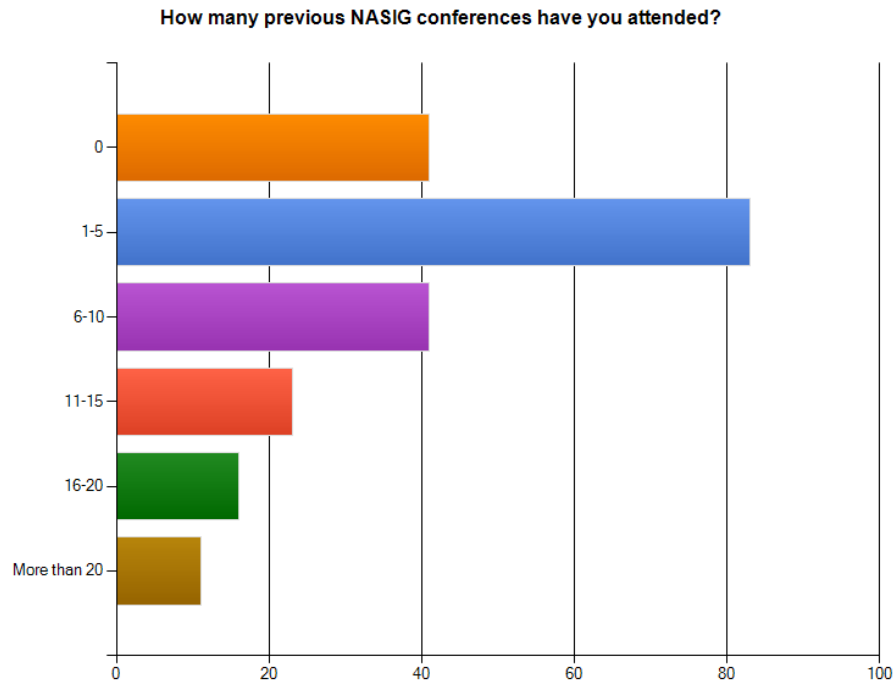
Respondents by Years of Experience



When asked for the amount of serials-related experience, the majority of respondents are in the 11-20 years (28%) or more than 20 years (27.5%) categories. Those with 10 or less years experience comprise 44.5% of the respondents, including those with less than one year (3.3%), 1-3 years (10.4%), 4-6 years (13.7%), and 7-10 years (17.1%).



Respondents by Number of NASIG Conferences Attended



Most respondents were repeat NASIG attendees: 38.6% of respondents had attended 1-5 previous conferences, 19.1% had attended 6-10, 19.1% were first-timers, 10.7% had attended 11-15, 7.4% had attended 16-20, and 5.1% had attended more than 20.

The Evaluation & Assessment Committee would like to thank everyone who took the time to complete the

online evaluation form. We continue to be impressed each year with the thoughtful comments and suggestions that reflect a strong interest in continuing to improve upon the high quality conference NASIG puts on each year. Your comments and feedback are essential to the success of future NASIG conferences.