

1994

Clemson University Baseball Stats, 1994

Clemson University

Follow this and additional works at: https://tigerprints.clemson.edu/baseball_stats

Materials in this collection may be protected by copyright law (Title 17, U.S. code). Use of these materials beyond the exceptions provided for in the Fair Use and Educational Use clauses of the U.S. Copyright Law may violate federal law.

For additional rights information, please contact Kirstin O'Keefe (kokeefe [at] clemson [dot] edu)

For additional information about the collections, please contact the Special Collections and Archives by phone at 864.656.3031 or via email at cuscl [at] clemson [dot] edu

Recommended Citation

University, Clemson, "Clemson University Baseball Stats, 1994" (1994). *Baseball Statistics and Results*. 68.
https://tigerprints.clemson.edu/baseball_stats/68

This Article is brought to you for free and open access by the Athletics at TigerPrints. It has been accepted for inclusion in Baseball Statistics and Results by an authorized administrator of TigerPrints. For more information, please contact kokeefe@clemson.edu.

[2/12/94]

[illegible]

CLEMSOX	AB	R	H	BI
HYMPHREY, CF	3	0	0	0
MONAHAN, RF	3	1	0	0
MILLER, IB	4	1	2	0
HAMPTON, BB	3	0	2	1
BURNHAM, DH	3	0	1	0
McCLEON, LF	3	0	1	0
BRIZEK, SS	3	1	1	0
EYDENBERG, C	3	0	0	0
MORK, SS	3	0	1	1
TOTALS	28	3	8	2

[illegible]

Game-winning RBU4W

E-- BRIZEK, HAMPTON

DP-- WESTERN CAROLINA I, CLEMSON I

BURNHAM

313

SB--BRAZEK (1), HENSON (1), HAMPTON (1), HORNE (1)

SAC-- BURNHAM

WESTERN CAROLINA	IP	H	R	ER	BB	SO	CLEMSON	IP	H	R	ER	BB	SO
BEVERLIN (L, 0-1)	7	6	2	2	4	5	TAULBEE (W, 1-0)	5	1	0	0	1	12
SELLERS	1	2	1	1	0	2	WATSON	2	1	1	0	2	3
							BENSON (S-1)	2	0	0	0	0	2

WP--WATSON

PB-- HURST 2

HBP-- HAMPTON (BY BEVERLIN)

BALK-- SELLERS

T-- 2:22

[2/12/94]

[illegible]

CLEMON	AB	R	H	BI
HUMPHREY, CF	4	0	0	0
MORAHAN, RF	4	1	3	0
MILLER, 1B	3	1	1	0
HAMPTON, 3B	4	1	1	2
MONIN, C	3	0	2	0
SCHROEDER, PR	0	0	0	0
EYDENBERG, C	1	0	1	1
BRIZEK, SS	4	1	1	1
MC CLEON, LF	3	0	1	0
GALLOWAY, DH	3	0	0	0
MORK, 2B	3	0	0	0
TOTALS	32	4	10	4

[illegible]

Game-winning RBI

E-- PRITCHARD, MORK

DP-- WESTERN CAROLINA 2

2 HAMPTON, WHITSON

HR--BRIZEK (1)

SB-PRITCHARD

CS-MANAHAN

SAC--WHITSON

B/BA

WESTERN CAROLINA	IP	H	R	ER	BB	SO	CLEMSON	IP	H	R	ER	BB	SO
COCKRELL (L, 0-1)	7 2/3	10	4	4	1	4	DAWSEY	6	3	1	0	0	6
MANNING	1/3	0	0	0	0	1	SAUVE (W, 1-0)	2	0	0	0	0	4
							HOLTZ (S-1)	1	1	0	0	0	1

STUDENT

WVAA

MBPAA

BZ/KAA

T-- 1:53

A--400

[2/13/94]

WESTERN CAROLINA	AB	R	H	BI
DEROSIA, LF	4	1	1	1
HENSON, CF	6	1	1	2
IDICK, RF	6	0	3	1
STRIKER, 1B	3	0	1	0
HURST, C	6	0	1	0
TOLBERT, DH	3	0	0	0
HORNE, DH	3	0	0	0
CONNOLLY, 2B	6	0	0	0
WHITSON, 3B	3	0	0	0
BURWELL, PH	1	0	1	0
MOORE, PR	0	1	0	0
ROWLEY, 3B	2	0	1	0
PRITCHARD, SS	5	2	3	1
TOTALS	48	5	12	5

CLEMSON	AB	R	H	BI
HUMPHREY, CF	3	0	1	0
DUFFIE, PH	0	0	0	0
DAWSEY, PR-CF	2	1	0	0
MONAHAN, RF	6	2	2	0
MILLER, 1B	4	1	0	0
HAMPTON, 3B	1	1	1	2
BURNHAM, DH	4	0	0	1
MCCLEON, LF	7	0	1	0
BRIZEK, SS	5	0	1	1
EYDENBERG, C	4	0	0	0
SCHROEDER, PR	0	0	0	0
MONIN, C	1	0	0	0
MORK, 2B	4	1	1	0
TOTALS	41	6	7	4

SCORE BY INNINGS	1	2	3	4	5	6	7	8	9	10	11	12	13	14	15	R	H	E
WESTERN CAROLINA	0	0	0	0	3	1	0	0	1	0	0	0	0			5	12	3
CLEMSON	0	0	1	0	0	0	4	0	0	0	0	0	1			6	7	1

Game winning RBI 144 (TWO OUT WHEN WINNING RUN SCORED)

E--CONNOLLY 2, MONAHAN, ROWLEY

D--WESTERN CAROLINA 3, CLEMSON 1 LOB--WESTERN CAROLINA 10, CLEMSON 17

2B--TIDICK, ROWLEY, BRIZEK

3B--HAMPTON, HENSON HR--PRITCHARD (1)

SB--PRITCHARD 2 (3), MOORE (1), SCHROEDER (1)

SAC--MILLER, STRIKER SF--BURNHAM, DEROSIA, BRIZEK

WESTERN CAROLINA	IP	H	R	ER	BB	SO	CLEMSON	IP	H	R	ER	BB	SO
REXRODE	6	5	1	1	2	1	KEPPEN	4 1/3	7	3	3	1	2
MAXWELL	0	0	2	2	2	0	SEYBT	1 2/3	1	1	1	0	2
SELLERS	1/3	1	2	1	0	0	VINING	2 2/3	2	1	1	0	3
MANNING	4 2/3	0	0	0	6	2	EGGLESTON	2	1	0	0	2	1
PILGRIM (L,D-1)	1 2/3	1	1	1	2	2	MATZ (W, 1-0)	2 1/3	1	0	0	0	4

WP--REXRODE 4, SELLERS, PILGRIM

HBP--PRITCHARD (BY KEPPEN), MILLER (BY SELLERS), HAMPTON (BY SELLERS), BRIZEK (BY MANNING), HAMP-

T--4:00 A--1,000 TDN (BY MANNING), BURNHAM (BY

PILGRIM)

OFFICIAL NCAA BOX SCORE

Date 2/19/94 Time 2:00 Stadium TIGER FIELD City CLEMSON, S.C.

TENNESSEE	AB	R	H	RBI	BB	SO	PO	A	CLEMSON	AB	R	H	RBI	BB	SO	PO	A
SOPER, 2B	3	0	0	1	0	0	1	4	HUMPHREY, CF	5	2	2	0	0	0	4	0
WYMAN, LF-CF	4	0	0	0	0	1	1	1	MONAHAN, RF	4	1	0	1	0	1	2	0
HELTON, 1B	4	0	1	0	0	1	15	0	MILLER, 1B	4	1	2	2	0	0	9	1
TRAMMEL, RF	2	0	0	0	0	0	1	0	EMBLER, PH-1B	1	0	0	0	0	1	0	0
SMITH, PH-RF	1	0	0	0	0	0	0	0	HAMPTON, 3B	4	1	2	0	0	0	3	1
MAY, PH	0	0	0	0	1	0	0	0	GALLOWAY, PH-3B	1	0	0	0	0	0	0	0
LEWIS, DH	4	0	1	0	0	0	0	0	BURNHAM, DH	1	1	0	0	2	0	0	0
PARKER, SS	3	1	1	0	1	0	2	4	DEMOURA, DH	1	2	1	2	1	0	0	0
WHITLEY, 3B	3	0	0	0	0	1	0	3	MONIN, C	4	2	2	2	0	0	3	0
ZVOLERIN, PH	1	0	0	0	0	1	0	0	DUFFIE, PH-C	1	0	0	0	0	0	0	0
NORTHEIMER, C	2	0	0	0	0	0	0	0	FRANTZ, C	0	0	0	0	0	0	1	0
VIEIRA, C	0	0	0	0	1	0	2	0	BRIZEK, SS	3	2	1	3	1	0	0	2
CHRISTENSEN, CF	2	0	0	0	0	0	2	0	MCCLEON, LF	3	1	2	0	1	0	2	0
PRIEST, PH-LF	1	0	0	0	0	0	0	0	DAWSEY, PH-LF	1	0	0	0	0	1	0	0
HEFLIN, P							0	1	MORK, 2B	2	1	1	1	1	0	1	1
ROSENBAUM, P							0	1	SMITH, 2B	1	0	0	0	0	0	1	0
DARLINGTON, P							0	1	TAULBEE, P							1	4
EXUM, P							0	0	KOCH, P							0	0
GREENE, P							0	0									
TOTALS	30	1	3	1	3	4	24	15	TOTALS	36	14	13	11	6	2	27	9

SCORE BY INNINGS		TENNESSEE			CLEMSON			R			H			E				
1		0	0	0	0	0	0	0	1	0						1	3	3
2		7	0	0	0	0	5	2	0	X						14	13	2
3																		
4																		
5																		
6																		
7																		
8																		
9																		

E-ROSENBAUM, HAMPTON, SOPER, NORTHEIMER, BRIZEK

DP-CLEMSON 1, TENNESSEE 1 LEFT-TENNESSEE 6, CLEMSON 7

2B-MORK, HAMPTON 3B-HUMPHREY, MCCLEON, MONIN

HR-MILLER (1), BRIZEK (2), DEMOURA (1)

SB-HAMPTON (2), VIEIRA (2)

BMA SF-MONAHAN, SOPER

TENNESSEE	IP	H	R	ER	BB	SO	CLEMSON	IP	H	R	ER	BB	SO
HEFLIN (L, 1-2)	2 2/3	6	7	6	1	0	TAULBEE (W, 2-0)	7	2	0	0	0	3
ROSENBAUM	4 1/3	2	0	0	2	0	KOCH	2	1	1	1	3	1
DARLINGTON	2 2/3	4	4	4	1	0							
EXUM	1 1/3	1	3	1	2	1							
GREENE	1	0	0	0	0	1							

WAVERT LOBERT SAVE

WP-EXUM 3, KOCH IPBW BMA

HBP-BY ROSENBAUM (MORK), BY GREENE (BRIZEK)

U-NAUERT, ROUNDTREE AND EVERETT T-2:23 A-2,800

OFFICIAL NCAA BOX SCORE

Date 2/20/94 Time 12:30 Stadium TIGER FIELD

CLEMSON, SC

TENNESSEE	AB	R	H	RBI	BB	SO	PO	A	CLEMSON	AB	R	H	RBI	BB	SO	PO	A
COOPER, 2B	4	1	3	0	0	0	0	3	HUMPHREY, CF	4	0	0	0	0	2	3	0
CHRISTENSEN, CF	4	0	0	0	0	0	1	0	DAWSEY, P-CF	0	0	0	0	0	0	0	4
HELTON, 1B	4	0	1	1	0	1	11	2	MILLER, 1B	3	0	0	0	1	1	12	0
TRAMMELL, RF	4	0	0	0	0	1	2	0	HAMPTON, 3B	4	1	1	1	0	0	0	0
LEWIS, DH	3	1	0	0	0	0	0	0	BURNHAM, DH	4	1	3	1	0	0	0	0
VIEIRA, PH	1	0	0	0	0	0	0	0	SCHROEDER, PR	0	0	0	0	0	0	0	0
NORTHEIMER, C	2	0	0	0	0	1	6	0	MONIN, C	3	0	1	0	0	0	4	3
PARKER, SS	3	0	2	1	0	0	1	5	BRIZEK, SS	4	0	1	1	0	1	5	3
WYMAN, LF	2	0	0	0	0	0	0	0	MCCLEON, LF	2	1	0	0	2	1	1	0
WHITLEY, 3B	3	0	0	0	0	1	2	1	MORK, 2B	3	0	2	1	0	0	1	3
FREEMAN, P							1	0	MONAHAN, RF	4	1	2	0	0	1	1	0
DICKLEY, P							0	2									
									(NOTE: MONAHAN SHOULD								
									BE IN THE NO. 3 SPOT)								
TOTALS	30	2	6	2	0	4	24	13	TOTALS	31	4	10	4	3	6	27	13

(NOTE: MONAHAN SHOULD
BE IN THE NO. 3 SPOT)

SCORE BY INNINGS

TENNESSEE

CLEMSON

0	1	0
---	---	---

2	0	0
---	---	---

0	0	1
---	---	---

0	0	2
---	---	---

○	○	○
---	---	---

0	0	X
---	---	---

--	--	--

--	--	--

--	--	--

--	--	--

R H E

2	6	0
---	---	---

4	10	1
---	----	---

E-BRIZEK

DP-TENNESSEE 1, CLEMSON 1 LEFT-TENNESSEE 3, CLEMSON 7

2B-SOPER, MONAHAN, BURNHAM, BRIZEK, MONIN

SB- MILLER (1)

CS- WHITLEY, MONIN

SH-NORTHEIMER, MONIN

174

TENNESSEE	IP	H	R	ER	BB	SO	CLEMSON	IP	H	R	ER	BB
FREEMAN (L, 1-2)	5	7	3	3	2	5	DAWSEY (W, 1-0)	7	5	2	1	0
DICKEY	3	3	1	1	1	1	BENSON	1	1	0	0	0
							HOLTZ (S-2)	1	0	0	0	0

FREEMAN FACED 2 BATTERS IN 6th

~~BRW~~ HBP-BY DAWSEY (WYMAN)

A- 1,500

MA T-2:03

2/20/94

Clemson 5 ; Fresno State 11

OFFICIAL NCAA BOX SCORE

Date 2/24/94 Time _____ Stadium Wilson Stadium City Las Vegas NV

Clemson		AB	R	H	RBI	BB	SO	PO	A	Fresno State		AB	R	H	RBI	BB	SO	PO	A
Lumphrey	CF	4	0	0	0	0	0	4	0	Wood	CF	6	1	4	1	0	0	0	0
Dawsey	PH	0	0	0	0	1	0	0	0	Roberts	2B	5	1	3	0	0	1	2	4
Monahan	RF	5	0	2	0	0	0	4	0	Fisher	2B	0	0	0	0	0	0	0	0
Miller	1B	3	2	1	0	2	1	7	0	Curtis	C	5	1	2	2	0	0	6	0
Hampton	3B	3	1	0	0	0	0	1	1	Renteria	4B	5	1	0	0	0	0	6	1
Falloway	3B	1	1	1	1	0	0	1	0	Fielstad	DH	5	1	2	1	0	0	0	0
Burnham	DH	3	1	2	1	2	0	0	0	Gunther	3B	3	2	3	2	2	0	1	1
Brizek	SS	5	0	3	2	0	2	0	3	Thrasher	RF	3	2	1	1	1	1	3	0
Eydenberg	C	5	0	0	0	0	1	3	0	Karfors	LF	4	2	2	2	1	0	3	0
McCleon	LF	5	0	1	0	0	2	1	0	Judice	RF	0	0	0	0	0	0	0	0
Mork	2B	3	0	0	0	0	0	1	2	Reynoso	SS	5	0	1	1	0	0	4	3
De Moura	PH	1	0	0	0	0	0	0	1	Fernandez	P	0	0	0	0	0	0	0	1
Taulbee	P	0	0	0	0	0	0	2	0	Mercado	P	0	0	0	0	0	0	0	0
Vining	P	0	0	0	0	0	0	0	1										
Seybt	P	0	0	0	0	0	0	0	0										
TOTALS		38	5	10	4	5	6	24	8	TOTALS		42	11	18	10	4	2	27	10

SCORE BY INNINGS		3 rd			6 th			9 th			R H E					
Clemson		2	0	2	0	0	0	0	0	1	-	-	-	5	10	3
Fresno State		0	4	0	7	0	0	0	0	-	-	-	-	11	18	3

E- cu-monahan, Hampton, Miller

FS- Reynoso 2, Roberts

DP- _____ LEFT- _____

2B- cu Brizek FS- Gunther, Karfors, Thrasher 3B- FS Fjelstad

HR- _____

SB- cu-miller FS- Roberts, Wood

CS- _____

SH- _____ SF- FS- Thrasher

Clemson	IP	H	R	ER	BB	SO	Fresno State	IP	H	R	ER	BB	SO
Taulbee	3.1	11	9	4	0	1	Fernandez	8.1	9	5	4	5	5
Vining (4th)	2.2	4	2	0	3	1	Mercado (9th)	0.2	1	0	0	0	1
Seybt (7th)	2.0	3	0	0	1	0							

WINNER- Fernandez (2-1) LOSER- Taulbee (2-1) SAVE- _____

WP- _____ PB- _____ BK- _____

HBP- by Fernandez (Hampton); by Taulbee (Roberts)

U- _____ T- _____ A- 150

Game # 2 Coors Desert Classic

OFFICIAL NCAA BOX SCORE

Date Thur Feb 24, 1994 Time 1:36 Stadium Earl E. Wilson Baseball Stadium City Las Vegas, NV

Clemson										UNLV									
	AB	R	H	RBI	BB	SO	PO	A		AB	R	H	RBI	BB	SO	PO	A		
Jason Dawsey	CF	5	0	0		1	1	3	Stacy Kleimer	2B	6	0	1	1		1	2	2	
Shane Monahan	RF	4	2	2	1	2	1	4	Hank Crosby	LF	4	0	0		1	1	1		
David Miller	1B	4	1	0		1	2	5	Steve White	PH	1	0	0						
Mike Hampton	3B	3	3	1	1		1	3	John Coats	RF	3	3	1		2	1	2		
Gary Burnham	LF	3	2	1		1			Mick Kuster	1B	4	0	3	1	1	7	2		
Paul Galloway	PH	1	1	1					Brian Anthony	3B	3	1	1	1	1	3	1		
Dexter McClellan	LF	0	0	0					Travis McClellan	C	5	0	1		2	6	2		
Seth Brizek	SS	4	2	4	4		3	1	Gus Kennedy	CF	4	1	1	2		2	3	1	
Andy Monin	C	4	0	2	2		7		Charles Anderson	OH	4	1	2	1	1				
Will Duffie	OH	3	0	0	2				Shaw Casey	SS	1	0	1		2				
Eric DeMoura	PH	1	0	1					Eric Molfetta	PH	1	0	0						
Hobby Mork	2B	3	0	1		2	1	3	2	Byron Klemaske	P					3	2		
Jeff Keppen	P								Fred Koehne	P									
Jeff Sauve	P								Brandon Witkow	P									
JAMIE Eggleston	P						1												
TOTALS		35	11	13	10	8	5	27	6	TOTALS		36	6	11	6	8	7	27	10

SCORE BY		Clemson		0 3 1		1 0 2		2 0 2						R H E	
INNINGS		UNLV		1 0 3		1 0 1		0 0 0						- 11 13 2	

E— Brizek, Keppen, Klemaske 3, Casey

DP— NONE LEFT— Clemson 9, UNLV 14

2B— Kleiner, Anderson

3B—

HR— Monahan (1), Brizek (3)

SB— Hampton 2, Crosby, Coats, Kuster, Anthony

CS— Monahan, Brizek

SH— Brizek, Casey

SF— Hampton, Monin, Duffie, Anthony, Kennedy

Clemson								UNLV							
AB	IP	H	R	ER	BB	SO		AB	IP	H	R	ER	BB	SO	
Keppen	15	24/3	6	4	1	4	2	Klemaske	29	8	9	10	7	7	3
Sauve	10	3	4	2	2	2	3	Koehne	4	11/3	4	1	1	0	0
Eggleston	11	31/3	1	0	0	2	2	Witkow	2	2/3	0	0	0	1	2

WINNER— Sauve (2-0)

LOSER— Klemaske (1-3)

SAVE— Eggleston (1)

WP— Keppen, Klemaske 2

PB—

BK—

HBP—

U— HP-Terry Balzer, 3B-Eric Kerby

T— 3:06

A— 150

1994 RICE OWLS Baseball

Rice University vs Clemson University Feb 25, 1994 at Earl Wilson Field

Rice University 3

Clemson University 13

Name	Pos	AB	R	H	BB	SO	PO	A
Venghaus	dh	3	1	0	0	2	2	0
Bonr	lf	5	0	2	0	0	0	2
Cruz Jr.	cf	5	0	3	1	0	0	3
Aslaksen	rf	1	1	0	0	3	0	0
Quinn	3b	5	1	2	0	0	1	2
Williamson	2b	5	0	3	1	0	1	4
Davis	1b	2	0	0	0	0	1	5
Fletcher	1b	1	0	1	0	0	0	1
Donner	ph	1	0	0	0	0	0	0
Johnson	1b	1	0	0	0	0	1	2
Brooks	ss	5	0	1	0	0	0	1
Brannen	c	1	0	0	0	1	0	3
Doyle	ph	0	0	0	0	0	0	0
Feris	ph	1	0	0	0	0	1	0
McLaughlin	c	1	0	0	0	0	1	1
Wilson	p	0	0	0	0	0	0	0
Madrid	p	0	0	0	0	0	0	0
Taylor	p	0	0	0	0	0	0	0
Herndon	p	0	0	0	0	0	0	1

Name	Pos	AB	R	H	BB	SO	PO	A
Monahan	rf	5	2	4	1	0	0	3
Miller	1b	4	3	2	1	1	0	9
Hampton	3b	4	2	1	2	1	0	1
Burnham	dh	4	1	1	2	0	0	0
Galloway	dh	1	1	1	1	0	0	0
Brizek	ss	3	0	1	2	0	1	1
Monin	c	4	0	2	1	0	1	6
Eydenberg	c	1	0	0	0	0	0	0
Duffie	c	0	0	0	0	0	0	2
DeMoura	2b	5	0	1	0	0	1	0
McClellan	lf	4	2	1	0	1	0	3
Dawsey	cf	4	2	1	2	1	1	1
Benson	p	0	0	0	0	0	0	1
Watson	p	0	0	0	0	0	0	0

Totals..... 37 3 12 2 6 8 24 11

Totals..... 39 13 15 12 4 4 27 10

Score by innings: R H E

Rice University 110 000 001 - 3 12 5

Clemson University 320 301 40 - 13 15 0

E - Aslaksen, Davis 2, Quinn 2.

DP - Rice Owls 2, LOR - Rice Owls 14, Clemson 8.

2B - Cruz Jr. 2, Fletcher, Quinn, Monin. 3B - Miller.

HR - Dawsey.

SB - Aslaksen, Venghaus, Burnham, Hampton, Miller, Monahan. CS

- Aslaksen.

SF - Brizek.

Rice University	IP	H	R	ER	BB	SO
Wilson	1.1	5	5	5	2	0
Madrid	4.2	6	4	0	1	4
Taylor	0.2	4	4	3	1	0
Herndon	1.1	0	0	0	0	0

Clemson University	IP	H	R	ER	BB	SO
Benson	5.2	7	2	2	3	3
Watson	3.1	5	1	1	3	5

Winner - Benson. Loser - Wilson. Save - Watson.

WP - Taylor, Benson, Watson 2, BK - Herndon, Wilson 2.

HBP - by Benson (Aslaksen), by Taylor (Brizek).

Umpires - Walt Senna, Joe Burlison Time: Attendance: 0

WP --- Benson (1-0); LP --- Mike Wilson (2-1); SO --- Watson (1)

Records: Rice (9-2), Clemson (7-1)

HR: Clemson: Dawsey (1st)

OFFICIAL NCAA BOX SCORE

Date 2/26/93 Time 3:44pm Stadium EARL E. WILSON City LAS VEGAS, NV.

RICE	AB	R	H	RBI	BB	SO	PO	A	CLEMSON	AB	R	H	RBI	BB	SO	PO	A	
WILLIAMSON, MAT	4	4	2	1	1	1	2	7	Monahan, S 9,8(7)	5	1	2	0	0	0	2	0	
Boni, CHRIS	7	6	2	2	0	0	1	2	0	Miller, DAVID	3	5	0	0	1	0	13	0
Cruz Jr., Jose	8	4	4	4	3	1	0	1	0	HAMPTON, MIKE	5, 9(7)	5	0	2	0	0	1	0
Quinn, MARK	5	4	1	1	2	0	0	7	Burnham, GARY	DH	3	0	0	0	1	0	0	
BROOKS, DAVID	6	4	1	2	3	1	0	2	1	Brizek, SETH	6	3	1	0	0	1	0	2
DAVIS, DANA	3	5	0	0	1	0	2	14	0	EYDENBERG, MIKE	2	1	0	0	0	0	1	0
HERNDON, ADAM	9	2	1	2	0	1	0	1	0	MONIN, ANDY	2(6)	2	0	1	0	0	0	4
FLETCHER, WILL	9(7)	2	0	1	2	0	0	1	0	McCleon, DEXTER	7	4	1	1	0	0	1	2
BRANNEN, Jeff	2	4	0	1	0	0	1	4	1	Hoby, MORK	4	3	0	0	1	0	0	1
Johnson, BO	DH	3	0	0	0	0	0	0	0	HUMPHREY, ANDRE	8	2	0	0	0	0	1	0
Doyle, PAUL	DH(8)	2	1	1	0	0	0	0	0	GAUNWAY, PAUL	PH/5(6)	2	0	1	1	0	0	0
FERRIS, CHAD	1						0	0		DAWSEY, JASON	1						1	2
BYADAK, TIM	1(6)						0	0		MATZ, BRIAN	1(7)						0	0
										SAUVE, Jeff	1(7)						1	0
										Holtz, Mike	1(8)						0	1
TOTALS	40	12	15	12	4	5	27	16	TOTALS	35	3	7	3	2	3	27	11	

SCORE BY
INNINGS

RICE

CLEMSON

0	0	0	2	1	2	3	4	0
0	1	0	0	0	2	0	0	0

R H E

12	15	2
3	7	3

E—FERRIS, BRIZEK, WILLIAMSON, MCCLEON, GAUNWAY

DP—RU—NONE

CV—NONE

LEFT—RU—

CU—10

2B—MONAHAN, WILLIAMSON

3B—None

HR—Cruz Jr (3), Brooks (1)

SB—MILLER

CS—HAMPTON

SH—BRANNEN

SF—Quinn

RICE	AB	IP	H	R	ER	BB	SO	CLEMSON	AB	IP	H	R	ER	BB	SO
FERRIS (2-0)	20	5+	5	2	0	2	3	DAWSEY (1-1)	25	6	9	5	5	1	1
BYADAK	15	4	2	1	0	0	0	MATZ	2	0+	2	3	2	1	0
								SAUVE	6	1.1	2	3	3	1	1
								Holtz	7	1.2	2	1	1	1	3

WINNER—FERRIS (3-0) LOSER—DAWSEY (1-1) SAVE—Byrdak (3)

WP—SAUVE

PB—

BK—

HBP—Eydenberg by Ferris, Williamson by Matz, Burnham by Byrdak, Mork by BYADAK

U—P-KEN GAYNE, 3-Joe Burleem, 1-John Cortez T—2:32 A—

Fresno State University Baseball

Clemson vs Fresno State Feb 27, 1994 at Wilson Stadium

Clemson 13

Fresno State 8

Name	Pos	AB	R	H	RBI	BB	SO	PO	A
Monahan	cf	4	3	2	0	2	0	3	0
Miller	1b	5	2	2	2	1	0	8	1
Hampton	3b	4	4	3	2	0	0	0	0
Burnham	lf	3	0	0	0	1	0	2	0
Humphrey	pr	1	1	0	0	0	0	0	0
Brizek	ss	5	1	1	2	1	1	1	4
Monin	c	5	0	2	5	0	2	9	1
Duffie	dh	5	0	1	0	1	1	0	0
DeMoura	2b	5	0	1	0	0	2	3	2
McCleon	rf	3	1	1	0	0	0	1	0
Dawsey	cf	3	1	1	0	0	1	2	0
Koch	p	0	0	0	0	0	0	1	1
Vining	p	0	0	0	0	0	0	0	2
Taulbee	p	0	0	0	0	0	0	0	0
Holtz	p	0	0	0	0	0	0	0	1

Totals..... 44 13 14 11 6 7 30 12

Name	Pos	AB	R	H	RBI	BB	SO	PO	A
Wood	cf	5	1	0	0	1	3	1	0
Roberts	2b	5	3	3	1	0	0	2	0
Curtis	c	5	2	3	1	0	1	8	0
Borges	1b	3	0	0	0	0	0	10	1
Renteria	ph	2	1	1	0	0	0	3	0
Fjelstad	dh	5	0	1	2	0	1	0	0
Kaitfors	lf	3	0	0	0	0	1	0	0
Thrasher	ph	1	1	0	0	1	1	0	1
Warembourg	p	0	0	0	0	0	0	0	0
Minor	2b	5	0	1	2	0	0	0	5
Judice	rf	2	0	0	0	1	2	1	0
Fisher	ph	0	0	0	0	0	0	0	0
Freitas	rf	0	0	0	0	1	0	1	0
Reynoso	ss	3	0	2	1	1	0	3	2
Enard	p	0	0	0	0	0	0	0	0
Gunther	p	0	0	0	0	0	0	1	0

Totals..... 39 8 11 7 5 9 30 18

Score by innings:

R H E

Clemson 202 102 001 5 - 13 14 2

Fresno State 201 020 200 0 - 8 11 4

E - Koch, Vining, Borges, Kaitfors, Minor, Reynoso.

DP - Tigers 2, Bulldogs 3, LOB - Tigers 11, Bulldogs 10.

2B - Brizek, Dawsey, Monahan, Monin, Minor, Renteria, Reynoso.

SB - Duffie, Hampton, Miller, Monahan.

Clemson	IP	H	R	ER	BB	SO	Fresno State	IP	H	R	ER	BB	SO
Koch	4.1	5	5	4	3	2	Enard	2.2	2	4	2	2	2
Vining	2.1	3	2	2	0	4	Gunther	5.1	8	4	4	1	3
Taulbee	2.1	2	1	1	1	2	Thrasher	1.1	3	5	5	3	1
Holtz	1.0	1	0	0	1	1	Warembourg	0.2	1	0	0	0	1

Winner - Taulbee. Loser - Thrasher. Save - None.

WP - Koch, Enard, BK - Enard.

HRP - by Enard (Monin), by Enard (Burnham), by Koch (Curtis), by Taulbee (Fisher), by Taulbee (Reynoso), by Gunther (Hampton), by Thrasher (Hampton), by Holtz (Roberts).

Umpires - Cortez, Burleson, K. Bayne Time: 3:20 Attendance: 202

Team Records: FSU (5-8) Clemson (8-2)

WP: Taulbee (3-1) LP: Thrasher (0-1)

OFFICIAL NCAA BOX SCORE

Date 3/3/94 Time 3:00PM Stadium TIGER FIELD City CLEMSON, S.C.

FURMAN	AB	R	H	RBI	BB	SO	PO	A	CLEMONSON	AB	R	H	RBI	BB	SO	PO	A
BALLEW, CF	5	1	0	0	0	0	2	0	MONAHAN, RF	4	5	4	3	1	0	1	0
KLIMEK, 3B	3	1	0	0	2	0	3	2	HAMPTON, 1B-LF	4	3	3	2	0	0	11	1
MAHON, SS	4	1	2	2	0	0	2	3	BURNHAM, DH	2	0	0	0	1	1	2	0
DELGAN, PH-SS	1	0	0	0	0	1	0	0	DUFFIE, PH	1	0	0	0	0	0	0	0
LEIBACH, RF	5	0	0	0	0	1	3	0	BRIZEK, SS	3	1	1	2	1	1	1	6
ROPER, LF	5	0	1	0	0	1	0	0	SCHROEDER, 2B	1	0	1	0	0	0	0	0
GLUCKMAN, C	3	1	2	0	1	0	6	2	MONIN, C	3	0	0	0	1	0	3	0
WEIKLE, DH	2	0	1	0	2	0	0	0	EYDENBERG, C	1	0	0	0	0	0	5	1
GRAY, 1B	4	0	1	1	0	1	7	1	GALLOWAY, 3B	3	1	0	0	1	0	0	4
GRANDIZIO, 2B	3	0	1	0	1	2	1	1	SMITH, 3B	1	0	0	0	0	0	0	0
AUSTIN, P							0	2	MCCLEON, LF	2	0	0	0	2	1	0	0
BRASWELL, P							0	0	FRANTZ, PH	1	0	0	0	0	1	0	0
CARNEY, P							0	0	EMBLER, 1B	0	0	0	0	0	0	0	0
									DEMOURA, 2B-SS	4	1	1	1	0	0	4	3
									HUMPHREY, CF	4	0	0	0	0	3	0	0
									MATZ, P							1	0
									KEPPEN, P							1	0
									SEYBT, KOCH, EGGLESTON AND WINCHESTER, P							0	0
TOTALS	35	4	8	3	6	6	24	11	TOTALS	34	11	10	8	7	7	27	15

SCORE BY INNINGS	FURMAN	2	0	0	0	0	0	1	1	0				-	4	8	4
	CLEMSON	1	3	1	3	2	0	1	0	x				-	11	10	3

E - BRIZEK, KLIMEK 2, ROPER, BRASWELL, SMITH, HAMPTON

DP-CLEMSON 2 LEFT-FURMAN 10, CLEMSON 8

28-ROPER, MONAHAN 1877

HR-MONAHAN 2, HAMPTON, MAHON

SB-MONAHAN, HAMPTON, BRIZEK, KLIMEK, McCLEON

CS-McCLEON 2

FURMAN	AB	BF	IP	H	R	ER	BB	SO	CLEMSON	AB	BF	IP	H	R	ER	BB	SO
AUSTIN (L, 0-1)	16	22	3 2/3	6	8	4	4	5	MATZ (W, 2-0)	7	10	2	2	2	0	3	0
BRASWELL	10	13	3 2/3	2	2	1	3	1	SEYST	8	9	2	2	0	0	1	1
CARNEY	8	8	2	2	1	1	0	1	KEPPEN	7	8	2	1	0	0	1	1
									KOCH	4	4	1	1	1	1	0	0
									EGGLESTON	5	6	1	2	1	1	1	1
									WINCHESTER	4	4	1	0	0	0	0	3

WP-AUSTIN 3, BRASWELL, KEPPEL WINCHESTER PB-GLUCKMAN 2

HBP- BY AUSTIN (HAMPTON), BY AUSTIN (BURNHAM)

T- 2:37 A- 350

OFFICIAL NCAA BOX SCORE

Date 3/4/94 Time 3:00 Stadium TIGER FIELD City CLEMSON

WAKE FOREST	AB	R	H	RBI	BB	SO	PO	A	CLEMSON	AB	R	H	RBI	BB	SO	PO	A
MELITO, SS	5	1	1	3	0	3	2	4	MONAHAN, CF	4	2	3	0	1	0	2	0
B. WAGNER	3	0	1	0	2	2	0	0	HAMPTON, 1B	5	1	4	1	0	1	7	0
PRYCE, LF	5	0	4	0	0	1	0	0	BURNHAM, LF	5	0	1	1	0	0	0	0
K. WAGNER, C	4	0	0	0	1	2	5	1	BRIZEK, SS	3	1	1	1	1	0	3	2
DRABIK, RF	4	1	1	1	1	1	0	1	MONIN, C	3	0	1	1	1	0	11	1
KRAMER, 1B	4	0	1	0	0	1	10	2	EYDENBERG, DH	3	0	1	1	1	0	0	0
KUPIEC, CF	3	1	2	0	1	1	1	0	GALLAWAY, 3B	3	0	0	0	1	0	1	0
PENDERS, 3B	3	1	2	0	0	0	1	1	DEMOURA, 2B	4	1	2	0	0	1	1	1
LARDIERI, PH-3B	1	0	0	0	0	0	0	0	MCCLEON, RF	3	0	1	0	0	1	1	0
JOHNSON, 2B	4	0	0	0	0	1	4	5	TALLBEE, P							0	2
ATKINS, P							1	1	WATSON, P							0	1
JENKINS, P							0	0	SAUVE, P							1	1
WOOD, P							0	0	HOLTZ, P							0	0
TOTALS	36	4	12	4	5	12	24	15	TOTALS	33	5	14	5	5	3	27	8

SCORE BY INNINGS	WAKE FOREST	0	1	0	0	0	0	0	0	0	0	0	0	0	0	0	0	0	R	H	E
	CLEMSON	1	0	2	1	0	1	0	0	X									4	12	1
																			5	14	0

E-MELITO

DP-CLEMSON 2, WAKE FOREST 3 LEFT-WAKE FOREST 10, CLEMSON 10

2B-EYDENBERG, MONAHAN, HAMPTON ~~ALL~~

HR-DRABIK (3) MELITO (2)

SB-HAMPTON 2 (9)

CS-MCCLEON SH-MCCLEON ~~ALL~~

WAKE FOREST	AB	BF	IP	H	R	ER	BB	SO	CLEMSON	AB	BF	IP	H	R	ER	BB	SO
ATKINS (L, 0-2)	23	26	5	10	5	5	3	1	TALLBEE (W, 3-1)	25	28	6 2/3	8	4	4	3	9
JENKINS	4	5	1	1	0	0	2	2	WATSON	5	6	1	2	0	0	1	1
WOOD	6	7	2	3	0	0	0	0	SAUVE	4	4	1 1/3	1	0	0	0	2
									HOLTZ (5-3)	2	3	1/3	1	0	0	1	0

ATKINS FACED 1 BATTER IN 6TH; JENKINS FACED 1 BATTER IN 7TH

WP-ATKINS PB-MONIN 2, K. WAGNER ~~ALL~~

~~ALL~~

~~ALL~~ T-2:37 A-1,200

OFFICIAL NCAA BOX SCORE

Date 3/5/94

Time 2:00

Stadium TIGER FIELD

City CLEMSON, S.C.

WAKE FOREST	AB	R	H	RBI	BB	SO	PO	A	CLEMSON	AB	R	H	RBI	BB	SO	PO	A
MELITO, SS	4	3	2	0	1	1	2	6	MONAHAN, RF	4	1	2	0	1	1	2	0
WAGNER, DH	4	0	2	1	0	0	0	0	HAMPTON, 1B	4	0	1	1	1	1	1	1
PRYCE, LF	4	0	2	2	1	0	0	0	BURNHAM, DH	4	0	3	3	1	0	0	0
K. WAGNER, C	4	0	0	0	1	1	2	1	BRIZEK, SS	4	0	0	0	0	0	0	5
DRABIK, RF	5	0	2	0	0	2	2	1	MONIN, C	4	1	2	1	0	0	7	1
KRAMER, 1B	4	0	1	0	1	0	1	1	GALLOWAY, 3B	3	0	1	0	0	0	0	3
KUPIEC, CF	4	0	0	0	0	1	2	0	DEMOHRA, 2B	4	0	1	0	0	0	4	4
PENDERS, 3B	4	1	1	0	0	2	1	0	MSCLEON, LF	3	0	1	0	0	0	0	0
JOHNSON, 2B	3	0	0	0	0	1	2	2	DUFFIE, PH	1	0	1	0	0	0	0	0
GOODMARK, PH	0	0	0	0	0	0	0	0	SCHROEDER, PR	0	1	0	0	0	0	0	0
LARDIERI, PH	1	0	0	0	0	0	0	0	HUMPHREY, CF	2	2	0	0	2	0	1	0
MOODY, 2B	0	0	0	0	0	0	0	1	BENSON, P							1	1
COFFEY, P							0	2	VINING, P							0	0
RODGERS, P							0	0	WINCHESTER, P							1	0
RAMSEYER, P							0	0									
TOTALS	37	4	10	3	4	8	24	14	TOTALS	33	5	12	5	5	2	27	15

SCORE BY INNINGS

WAKE FOREST

CLEMSON

0	0	1
0	0	0

0	1	0
1	1	0

1	1	0
1	0	2

R	H	E
4	10	1
5	12	1

(0 OUTS WHEN WINNING RUN SCORED)

E- RODGERS, GALLOWAY

LEFT- WAKE FOREST 11, CLEMSON 10

2B- MELITO, BURNHAM

HR- MONIN(1)

SB- PRYCE(2), MONAHAN(4), KRAMER(1), K. WAGNER(4)

CS- HUMPHREY

SH- GALLOWAY, B. WAGNER

WAKE FOREST	AB	BF	IP	H	R	ER	BB	SO	CLEMSON	AB	BF	IP	H	R	ER	BB	SO
COFFEY	23	27	6	8	3	2	3	0	BENSON	25	28	6	7	3	3	3	7
RODGERS (L, 1-1)	9	11	2	3	2	2	2	2	VINING	6	7	1 1/3	3	1	0	0	0
RAMSEYER	1	1	0	1	0	0	0	0	WINCHESTER (W, 1-0)	6	7	1 1/3	0	0	0	1	1

IN 9TH; RAMSEYER PITCHED TO 1 BATTER IN 9TH
 BE ON FACED 1 BATTER IN 7TH; COFFEY FACED 1 BATTER IN 7TH; RODGERS FACED 4 BATTERS

WP- WINCHESTER

PB- K. WAGNER

U- HEAD, MORRIS AND WOODALL

T- 2:32

A- 2,000

3/5/94

OFFICIAL NCAA BOX SCORE

Date 3/6/94 Time 2:00 PM Stadium TIGER FIELD City CLEMSON, S.C.

WAKE FOREST	AB	R	H	RBI	BB	SO	PO	A	CLEMSON	AB	R	H	RBI	BB	SO	PO	A
MELITO, SS	5	0	1	2	0	1	1	4	MONAHAN, CF	5	2	2	2	0	0	3	0
B. WAGNER, P-DH	5	1	2	2	0	1	0	0	HAMPTON, 1B-3B	4	0	0	0	0	1	11	0
PRYCE, LF	5	1	2	0	0	2	0	0	BURNHAM, LF	4	0	0	0	0	2	1	0
GOODMARK, 1B	5	0	1	0	0	2	10	0	BRIZEK, SS	3	1	1	1	0	0	1	3
DRABIK, RF	3	2	0	0	2	0	3	0	MONIN, C	3	0	0	0	1	1	7	3
K. WAGNER, C	4	1	2	1	1	1	6	1	SCHROEDER, PR	0	0	0	0	0	0	0	0
KRAMER, 3B	4	0	2	1	0	0	0	1	EYDENBERG, C	0	0	0	0	0	0	1	0
KUPIEC, CF	3	1	0	0	0	1	2	0	GALLOWAY, 3B	3	2	2	0	1	0	0	2
MOODY, PH	1	0	0	0	0	1	0	0	HUMPHREY, PR	0	1	0	0	0	0	0	0
JOHNSON, 2B	1	0	0	0	2	0	1	4	EMBLER, 1B	0	0	0	0	0	0	2	0
JENKINS, P							0	1	DEMOURA, DH	2	0	0	0	1	1	0	0
WOOD, P							0	0	DUFFIE, PH	0	0	0	0	1	0	0	0
GRAY, P							1	0	MCCLEON, RF	3	1	2	2	1	0	1	0
									MORK, 2B	3	1	0	0	1	1	0	4
									KOCH, P							0	1
									SAUVE, P							0	0
									EGGLESTON, P							0	0
									HOLTZ, P							0	0
									WINCHESTER, P							0	0
TOTALS	36	6	10	6	5	9	24	11	TOTALS	30	8	7	5	6	6	27	13

SCORE BY INNINGS		300			120			000									6102		
WAKE FOREST		300			120			000									-		
CLEMSON		100			501			01X									-		

E-MELITO, HAMPTON 2, JOHNSON, BRIZEK

DP- WAKE FOREST 1, CLEMSON 1 LEFT- WAKE FOREST 10, CLEMSON 5

2B-MELITO, GALLOWAY 2

HR-B. WAGNER (1), BRIZEK (4)

SB-MONAHAN (5)

~~CS-1~~ CS-SCHROEDER SH-JOHNSON, KRAMER

[illegible]

IRON Faced 2 BATTERS IN 5th, WOOD Faced 1 BATTER IN 8th

WP-B. WAGNER 2. KOCH 2

PB-K. WAGNER

HBP- BY B. WAGNER (BRIZEK)

U- MORRIS WOODALL AND HEAD

T-2:43

A- 2,200

OFFICIAL NCAA BOX SCORE

Date 3/7/94 Time 3:00 P. Stadium TIGER FIELD City CLEMSON, S.C.

NC-WILMINGTON	AB	R	H	RBI	BB	SO	PO	A	CLEMSON	AB	R	H	RBI	BB	SO	PO	A
* WILLIAMS, CF	4	0	1	1	0	1	3	0	MONAHAN, CF-RF	4	2	1	1	1	1	2	0
BARNHARDT, RF	5	0	1	0	0	2	0	0	MILLER, 1B	3	1	2	3	0	0	6	0
HOLLEY, 3B	4	0	1	0	0	1	2	4	EMBLER, PH-1B	0	0	0	1	0	0	3	0
METBRIDE, DH	3	0	0	0	0	1	0	0	HAMPTON, 3B	4	1	2	2	0	2	0	2
BRITT, PH	1	0	0	0	0	1	0	0	MONIN, PH-3B	1	0	0	0	0	0	0	0
BOURBEAU, C	3	0	0	1	1	2	5	1	BURNHAM, LF	3	2	1	0	2	1	1	0
HOLSTAD, 1B	4	0	0	0	0	2	10	0	BRIZEK, SS	3	0	0	1	0	0	1	3
ROBINSON, LF	4	0	1	0	0	1	0	0	SCHROEDER, SS	1	0	1	0	0	0	0	0
P. SMITH, SS	2	1	2	0	0	0	1	1	EYDENBERG, C	4	1	1	1	0	0	7	1
WALSTON, PH-SS	1	0	0	0	1	0	1	1	FRANTZ, C	1	0	0	0	0	0	3	0
JUSTICE, 2B	4	1	3	0	0	0	2	5	GALLOWAY, DH	3	2	3	1	0	0	0	0
BRI. SMITH, P							0	0	DUFFIE, PH-DH	1	2	1	1	1	0	0	0
PUTNAM, P							0	0	MCCLEON, RF	1	2	1	0	2	0	1	0
PRYTLE, P							0	0	HUMPHREY, PH-CF	1	1	1	1	1	0	0	0
CHEEK, P							0	0	DEMOURA, 2B	1	0	0	0	0	0	1	0
									BRO. SMITH, 2B	3	0	1	1	0	0	2	2
									WATSON, P							0	0
									DAWSEY, P							0	0
									KEPPEN, P							0	0
TOTALS	35	2	9	2	2	11	24	12	TOTALS	34	14	15	13	7	4	27	8

* WILLIAMS AWARDED FIRST BASE ON CATCHER'S INTERFERENCE

SCORE BY INNINGS	NC-WILMINGTON	0	0	0	0	0	0	2	0							R	H	E	
	CLEMSON	0	0	7	1	2	0	2	2	X						-	2	9	3
																-	14	15	2

E-WATSON, ROBINSON, HOLSTAD, P. SMITH, FRANTZ

DP-NC-WILMINGTON 3, CLEMSON 1 LEFT-NC-WILMINGTON 9, CLEMSON 7

HUMPHREY
2B-P. SMITH, EYDENBERG, BRO. SMITH, DUFFIE; 3B-GALLOWAY

HR-MONAHAN

SB-HAMPTON(10)

~~RF~~ SH-DEMOURA SF-EMBLER, BRIZEK, MILLER,

NC-WILMINGTON	AB	BF	IP	H	R	ER	BB	SO	CLEMSON	AB	BF	IP	H	R	ER	BB	SO
BRI. SMITH (L, 1-1)	13	17	2 ³ / ₃	8	7	4	1	1	WATSON	12	12	3	3	0	0	0	3
PUTNAM	6	8	1 ¹ / ₃	2	1	1	2	0	DAWSEY (W, 2-1)	18	21	5	4	2	2	2	8
PRYTLE	4	6	1	1	2	0	1	1	KEPPEN	5	5	1	2	0	0	0	0
CHEEK	11	15	3	4	4	4	3	1									

WP-B. SMITH, CHEEK 2

PB-FRANTZ

~~WATSON~~

~~WATSON~~

~~WATSON~~

3/7/94

T- 2:19

A- 400

OFFICIAL NCAA BOX SCORE

Date 3/8/94 Time 3:00 PM Stadium TIGER FIELD City CLEMSON, S.C.

NC-WILMINGTON	AB	R	H	RBI	BB	SO	PO	A	CLEMSON	AB	R	H	RBI	BB	SO	PO	A
WILLIAMS, CF	7	1	1	0	0	2	4	0	MONAHAN, CF-RF	6	3	3	1	1	0	5	0
JUSTICE, 2B	7	1	2	1	0	0	5	3	MILLER, 1B-LF	6	1	1	0	0	0	10	0
HOLLEY, 3B	6	1	2	1	1	2	0	5	HAMPTON, 3B	5	1	2	1	1	0	1	5
BOURBEAK, C	7	0	3	0	0	1	6	1	BURNHAM, LF	1	1	0	0	1	1	0	0
MSBRIDE, DH	6	0	1	1	0	1	0	0	DAWSEY, CF	1	0	0	1	1	0	1	0
HOLSTAD, 1B	5	1	2	0	1	0	16	4	EMBLER, PH-1B	2	0	0	0	1	0	5	0
BARNHARDT, RF	5	2	3	1	1	1	1	0	BRIZEK, SS	6	1	1	2	1	2	1	5
WALSTON, SS	5	0	0	2	0	1	1	4	MONIN, DH	6	0	1	1	0	0	0	0
ROBINSON, LF	6	1	3	0	0	1	2	0	DUFFIE, C	3	0	2	1	1	0	6	1
BABSON, P							0	0	SCHROEDER, PR	0	0	0	0	0	0	0	0
ROGERS, P							2	0	EYDENBERG, C	2	0	1	0	0	0	3	0
RAMSEY, P							1	0	MCCLEON, RF-LF	6	0	2	1	0	0	4	0
									MORK, 2B	5	1	0	0	1	2	3	1
									VINING, P							0	0
									SEYBT, P							0	0
									MATZ, P							0	0
									WINCHESTER, P							0	1
									SAUVE, P							0	1
TOTALS	54	7	17	6	3	9	38	17	TOTALS	49	8	13	8	8	5	39	14

SCORE BY INNINGS	NC-WILMINGTON	0	0	4	0	0	1	0	2	0	0	0	0	0	0	0	0	R	H	E
	CLEMSON	0	0	2	1	4	0	0	0	0	0	0	0	0	0	0	0	7	17	3

E-MILLER, DUFFIE, WALSTON, DAWSEY, ROGERS, BRIZEK (TODD OUT WHEN WINNING RUN SCORED)

DP-CLEMSON 2 LEFT-NC-WILMINGTON 12, CLEMSON 13

2B-MSBRIDE, MILLER, BRIZEK, DUFFIE, 3B-MONAHAN, BARNHARDT

HR-

SB-JUSTICE (1), ROBINSON (1), HAMPTON (11)

CS-HAMPTON SH-MILLER SF-WALSTON

NC-WILMINGTON	AB	BF	IP	H	R	ER	BB	SO	CLEMSON	AB	BF	IP	H	R	ER	BB	SO
BABSON	19	23	4 1/3	7	7	7	3	1	VINING	13	14	2 1/3	6	4	4	1	4
ROGERS	12	14	3 1/3	2	0	0	2	1	SEYBT	12	13	3	4	1	1	0	0
RAMSEY (L, 1-1)	18	22	5	4	1	1	3	3	MATZ	6	7	1 2/3	3	2	2	1	1
									WINCHESTER	16	17	4	3	0	0	1	1
									SAUVE (W, 4-0)	7	7	2	1	0	0	0	3

M. 2 FACED 2 BATTERS IN 8th

WP-VINING, SEYBT, RAMSEY BK-RAMSEY

HBP-HAMPTON (BY BABSON)

T- 3:49 A- 300

University of Georgia

Clemson Tigers vs Georgia Bulldogs Mar 09, 1994 at Athens, Ga.

Clemson Tigers 9

Name	Pos	AB	R	H	RBI	BB	SO	PO	A
Monahan	rf	5	2	3	2	0	0	1	0
Miller	lb	4	2	1	0	1	1	8	0
Hampton	3b	3	2	1	2	2	1	0	1
Duffie	dh	3	1	2	2	1	0	0	0
DeMoura	dh	1	0	0	0	0	0	0	0
Brizek	ss	5	0	2	1	0	1	2	2
Monin	c	4	1	1	0	1	1	8	0
Eydenberg	c	0	0	0	0	0	0	0	1
McCleon	lf	4	0	2	1	1	1	1	0
Dawsey	cf	3	0	1	1	0	0	1	0
Embler	ph	1	0	1	0	0	0	5	1
Mork	2b	4	1	0	0	0	1	0	6
Smith	ph	1	0	0	0	0	1	0	1
Taulbee	p	0	0	0	0	0	0	1	0
Holtz	p	0	0	0	0	0	0	0	1

Totals..... 38 9 14 9 6 7 27 13

Georgia Bulldogs 2

Name	Pos	AB	R	H	RBI	BB	SO	PO	A
Crane	cf	3	1	2	1	1	0	1	0
Arenas	ss	4	0	0	0	0	0	0	4
Polo	lf	4	0	0	0	0	1	1	2
Stowers	rf	4	0	0	0	0	1	2	2
Haley	2b	4	0	0	0	0	1	2	3
Nylen	lb	4	0	0	0	0	2	9	1
Close	dh	3	1	1	1	0	0	0	0
Hawkins	3b	2	0	1	0	1	1	3	2
Whittemore	c	3	0	0	0	0	3	9	0
Ciaccio	p	0	0	0	0	0	0	0	1
Hyatt	p	0	0	0	0	0	0	0	2
Barylak	p	0	0	0	0	0	0	0	0

Totals..... 31 2 4 2 2 9 27 17

Score by innings:

	R	H	E
Clemson Tigers	002	120	400
Georgia Bulldogs	110	000	000

E - Brizek, Hampton, Arenas, Ciaccio, Hawkins, Whittemore.
 DP - Tigers 1, Bulldogs 1. LQB - Tigers 9, Bulldogs 4.
 2B - Brizek, Monin.
 HR - Hampton, Monahan, Close, Crane.
 SB - Hampton. CS - Monahan.

Clemson Tigers	IP	H	R	ER	BB	SO
Taulbee	8.0	4	2	2	2	8
Holtz	1.0	0	0	0	0	1

Georgia Bulldogs	IP	H	R	ER	BB	SO
Ciaccio	6.2	12	9	6	5	5
Hyatt	1.1	0	0	0	0	1
Barylak	1.0	2	0	0	1	1

Winner - Taulbee. Loser - Ciaccio. Save - None.

WP - Hyatt.

HBP - by Hyatt (Embler).

Umpires - K. Couch, J. Kramer, T. Thompson Time: Attendance: 845

WP - Taulbee (5-1) LP - Ciaccio (3-1) SV - None
 Georgia (4-6) Clemson (15-2)

3-9-94

OFFICIAL NCAA BOX SCORE

Date March 11 Time 2:18

Stadium Tiger Field

City Clemson, SC

Maryland										Clemson									
AB	R	H	RBI	BB	SO	PO	A			AB	R	H	RBI	BB	SO	PO	A		
Chris Cannon	2B	2	1	1	1	0	2	1		Shane Monahan	RF	5	0	1	1	0	3	3	0
Gary Maddox	CF	5	1	0	0	0	2	3	0	Drew Miller	1B	1	0	0	0	3	0	7	1
Steve Neuberger	RF	5	1	1	0	0	2	0		Mike Hampton	3B	4	0	0	0	0	1	0	1
Dan Gauthier	DH	5	1	1	1	0	0	0		Seth Brizek	SS	4	1	0	0	0	1	2	4
Pet Colliere	C	2	0	0	0	1	1	6	3	Andy Monin	C	4	2	2	1	0	0	5	1
Jeff Wagner	3B	4	0	1	0	0	1	2	2	Paul Galloway	DH	0	2	0	0	2	0	0	0
Matt Bailey	1B	4	1	0	1	0	0	5	0	Will Duffy	PH, DH	1	0	0	0	0	0	0	0
John Kuntz	SS	1	0	0	0	1	1	1	0	Dexter McClean	LF	4	0	1	3	0	1	1	0
Jeff Chroniger	SS	2	0	1	0	0	0	1	0	Heby Mark	2B	4	1	1	0	0	1	3	2
Brian Schoefer	LF	2	0	0	0	0	0	1	0	Andre Humphrey	CF	2	0	0	0	0	1	5	0
Fella Dolby	LF	1	0	0	0	1	0	1	0	Jason Embler	PHB	1	1	1	2	0	0	0	0
Eric Milton	P									Jason Dawsey	CF	1	0	1	0	0	0	0	0
David Wood	P									Kris Benson								1	3
Matt Kuntz	P									Jeff Keppen									
										Scott Winchester									
TOTALS		33	5	5	3	4	5	24	6	TOTALS		31	7	7	7	5	8	27	12

SCORE BY INNING		Maryland			Clemson			R			H			E		
		0	0	0	2	0	0	2	1	0				5	5	0
		0	0	0	3	0	4	0	0	X				7	7	4

E- Brizek, Mark, Hampton 2

DP- None

LEFT- clemson 6 Maryland 11

2B- Neuberger, Gauthier, Monahan, McClean, Embler 3B- None

HR- Monin (2)

SB- -

CS- Cannon

SH- Wagner

SF- Bailey

Maryland										Clemson									
AB	BF	IP	H	R	ER	BB	SO			AB	BF	IP	H	R	ER	BB	SO		
Eric Milton L(0-2)	23	28	5	2	6	7	4	6		Kris Benson W(2-0)	23	31	6	2	3	4	2	3	2
David Wood	7	8	2	1	0	0	1	1		Jeff Keppen	4	6	2	1	1	0	1	1	
Matt Kuntz	1	1	1/3	0	0	0	0	1		Scott Winchester(SB)	6	6	1	2	1	0	0	0	2

WP- Winchester

PB- -

BK- -

HBP- Galloway (by Milton); Cannon (by Benson & Keppen); Colliere (by Benson) 2 times

U- Cox, Wagner, Black

T- 2:18

A- 814

OFFICIAL NCAA BOX SCORE

Date March 12 Time 2:59 Stadium Tiger Field City Clemson, SC

Maryland										Clemson									
AB	R	H	RBI	BB	SO	PO	A			AB	R	H	RBI	BB	SO	PO	A		
Chris Cannon	2B	2	0	0	0	0	0	2		Shane Monahan	RF	3	2	2	2	1	1	3	0
Kevin Schiavona	LF	1	0	0	0	0	1	0		Dave Miller	1B-LF	6	2	4	4	0	0	11	0
Chris Milton	CF	3	1	2	0	0	0	1	0	Mike Hampton	3B	3	0	0	1	1	1	0	3
Steve Chroniger	SS	1	0	1	0	0	0	0		Eric Demaura	2B	0	1	0	0	2	0	0	2
Steve Neuburger	RF	3	0	0	1	0	0	3	0	Will Duffie	DH	3	1	2	2	0	0	0	0
Chad O'Brien	RF	1	0	0	0	0	1	1	0	Jason Embler	DH-1B	2	1	1	1	1	0	1	0
Dan Goucher	DH	4	1	1	1	0	1	0	0	Seth Brizek	SS	3	1	0	0	1	1	2	3
Fella Dolby	LF-C	4	0	0	0	0	1	3	0	Brian Schroeder	SS	1	1	0	1	1	0	1	0
Pat Collier	C	2	0	0	0	0	2	6	0	Andy Monin	C	2	1	0	0	1	0	4	0
Brian Schroeder	CF	1	0	1	0	1	0	0	0	Mike Eydenberg	C	3	1	2	1	0	0	4	1
Matt Bailey	1B	4	0	1	0	0	1	5	0	Dexter McLeon	LF	3	2	1	1	1	2	0	0
Jeff Wagner	3B	2	0	0	0	0	0	0	1	Tim Frantz	PH	0	0	0	0	0	0	0	0
Spencer Swartz	3B	1	0	0	0	0	0	0	1	Brian Matz	P	0	0	0	0	0	0	0	0
John Kuntz	SS	2	0	0	0	0	1	1	2	Jeff Keppen	PH	0	0	0	0	0	0	0	0
Jim Lambert	2B	1	0	1	0	0	0	3	1	Jamie Eggleston	P	0	0	0	0	0	0	0	0
Brian Cummings	P								0	Jason Dawsey	CF	2	1	1	1	0	0	0	0
Randy Dillingham	P								0	Andre Humphrey	CF	2	0	0	0	1	0	0	0
Todd Kilmer	P								0	Hoby Mark	2B	0	3	0	0	3	0	0	3
Mark Barrett	P								0	Brody Smith	3B	3	1	1	0	0	1	1	0
Guy Smith	P								0	Billy Koch	P	-	-	-	-	-	-	-	3
TOTALS		32	2	7	2	1	8	24	8	Mark Watson	P	-	-	-	-	-	-	-	0
										TOTALS		37	18	14	14	14	7	27	15

SCORE BY	Maryland	1	0	0	0	0	0	0	-	-	-	-	-	-	-	2	7	2
INNINGS	Clemson	0	5	0	4	2	2	0	5	-	-	-	-	-	-	18	14	0

E- Kuntz; Chroniger

DP- Maryland 0, Clemson 1 LEFT- Maryland 5 Clemson 12

2B- Milton, Miller, Duffie 3B- NONE

HR- Goucher

SB- Miller, McCleon

CS- Lambert SH- NONE SF- Monahan 2; Dawsey

Maryland										Clemson									
AB	BF	IP	H	R	ER	BB	SO			AB	BF	IP	H	R	ER	BB	SO		
Brian Cummings	12	19	3	4	8	5	5	3		Billy Koch	20	21	6	3	1	1	0	4	
Randy Dillingham	7	9	1.1	3	3	3	2	1		Mark Watson	5	5	1	2	1	1	0	0	
Todd Kilmer	4	4	.2	2	0	0	0	1		Brian Matz	4	4	1	2	0	0	0	2	
Mark Barrett	4	8	1	2	2	2	3	1		Jamie Eggleston	3	4	1	0	0	0	1	2	
Guy Smith	10	14	2	3	5	3	4	1											

W- Cummings 3 PB- NONE BK- NONE

HBP- Cannon (by Koch)

U- - T- 2:59 A- 2650

Maryland	AB	R	H	RBI	BB	SO	PO	A	Clemson	AB	R	H	RBI	BB	SO	PO	A	
Chris Cannon	2B	4	1	2	0	0	5	6	Shane Monahan ^{RF}	4	1	2	0	0	0	2	0	
Jeff Wagner	3B	3	0	0	1	0	1	2	Dave Miller ^{1B}	3	1	1	2	0	0	12	0	
Steve Neuburger	RF	4	0	0	1	0	0	0	Mike Hampton ^{3B}	4	1	2	0	0	1	1	3	
Dan Goucher	DH	4	0	0	0	1	0	0	Will Duffie ^{DH}	2	1	1	1	1	0	0	0	
Pat Colliere	C	3	1	2	0	0	1	2	Jason Embler ^{PH-DH}	1	0	0	0	0	0	0	0	
Eric Milton	CF	3	0	0	0	0	0	0	Seth Brizek ^{SS}	4	0	1	0	0	1	1	1	
Brian Schroeder ^{PH-CF}	1	0	0	0	0	1	0	1	Mike Eydenberg ^C	3	0	1	1	1	0	2	0	
Brian Cummings	LF	3	1	1	1	0	1	0	Andy Monin ^C	0	0	0	0	0	0	1	0	
Matt Bailey	1B	4	1	1	1	0	1	2	Dexter McCleon ^{LF}	3	0	0	0	0	0	3	0	
John Kuntz	SS	3	1	1	1	0	0	2	Eric Demaura ^{2B}	4	0	1	0	0	0	1	6	
Steve Paasch	P						1	3	Andre Humphrey ^{CF}	4	2	4	0	0	0	4	0	
Matt Kunst	P						0	0	Brian Schroeder ^{PR}	0	0	0	0	0	0	0	0	
David Wood	P						0	0	Jason Dawsey ^P									
Brian Dunn	P						0	2	Jeff Sauve ^P									
									Michael Holtz ^P									
TOTALS		31	5	7	5	0	4	24	21	TOTALS		32	6	13	4	2	27	11

SCORE BY INNINGS	Maryland	1	0	0	0	3	1	0	0	0							R	H	E	
	Clemson	3	1	0	0	2	0	0	0	x							-	5	7	2
																		6	13	1

1B- Cannon, Milton, Demoura
2B- Maryland 2 Clemson 1 LEFT- Maryland 3 Clemson 6
3B- Cannon, Colliere, Kuntz, Duffie, Humphrey, ^{Bailey} 3B- Monahan
4R- None
5B- D. Miller
6S- Monahan, Eydenberg SH- Cannon, McCleon SF- Wagner, Cummings
Miller

Maryland	AB	BF	IP	H	R	ER	BB	SO	Clemson	AB	BF	IP	H	R	ER	BB	SO
Steve Paasch	24	27	5.2	10	6	5	2	2	Jason Dawsey	21	24	5.1	7	5	4	0	1
Matt Kunst	3	3	0.2	1	0	0	0	0	Jeff Sauve	7	8	2.2	0	0	0	0	2
David Wood	3	4	1.0	1	0	0	0	0	Michael Holtz	3	3	1.0	0	0	0	0	1
Brian Dunn	2	2	0.2	1	0	0	0	0									
Team	32	36	8	13	6	5	2	2	Team	31	35	9	7	5	4	0	4

7P- Paasch, PB- Colliere, Eydenberg BK-
8B- Colliere (by Dawsey)
9- Cox, Wagner, Black T- 2:36 A- 1,380

Date 3-15-94 Time _____ Stadium Tiger Field City Clemson, SC

Date 3-15-94 Time _____ Stadium Tiger Field City Clemson, SC

		R			H			E						
SCORE BY INNINGS	New Hampshire	0	1	0	0	0	0				-	1	7	3
	Clemson	0	2	0	0	0	0	0	2	x				

E- Spofford, Watson 2, Hampton, Mark, Watson (mark)
 DP- NH-1 Clemson-2 LEFT- NH 10 Clemson 9
 2B- NH Watson, Sarno CU- Eydenberg 3B- Hampton
 HR- Monin 2
 SB- Hampton 1, McCleon 1, Connelly 1
 CS- - SH- Wheeler, McCleon SF- -

[illegible]

WP- Batchelder PB- — BK- —
HBP- —
U- — T- 228 A- 560

OFFICIAL NCAA BOX SCORE

Date 16 MARCH 1994 Time 7:30 P. Stadium TIGER FIELD City CLEMSON, SC

SOUTH CAROLINA	AB	R	H	RBI	BB	SO	PO	A	CLEMSON	AB	R	H	RBI	BB	SO	PO	A
STOKES, 2B	4	0	1	0	0	1	3	4	MONAHAN, RF	5	1	3	0	0	1	1	0
JOSE, 3B	5	0	1	1	0	1	1	1	HAMPTON, 2B	5	2	2	2	0	1	2	2
GUGINO, LF	3	0	0	0	2	1	1	0	MILLER, 1B	5	0	1	0	0	0	8	0
WHITE, CF	5	1	1	0	0	0	5	0	MONIN, C	5	0	1	2	0	0	6	0
DEBOER, C	5	1	2	1	0	2	6	0	BRIZEK, SS	4	0	0	0	1	1	2	1
DECENZO, RF	4	1	1	1	0	1	1	0	GALLOWAY, DH	2	0	0	0	1	1	0	0
DIAZ, 1B	3	2	2	0	2	0	7	2	DUFFIE, DH	0	0	0	0	1	0	0	0
TARTER, DH	4	2	2	0	0	0	0	0	MCCLEON, LF	4	0	1	0	0	1	2	0
SZWEJBKA, SS	2	0	1	2	1	0	2	2	MORK, 2B	1	1	0	0	2	0	2	4
HUCKS, PH	1	0	1	2	0	0	0	0	DAWSEY, PH	1	0	0	0	0	1	0	0
EDWARDS, PR	0	0	0	0	0	0	0	0	HUMPHREY, CF	3	0	1	0	0	0	2	0
DOHR, 2B	0	0	0	0	0	0	0	0	EYDENBERG, PH	1	0	1	0	0	0	0	0
PACE, P							0	0	SCHROEDER, PR	0	0	0	0	0	0	0	0
ROSS, P							1	0	DEMOURA, 2B	0	0	0	0	0	0	1	1
									TAULBEE, P							1	2
									SAUVE, P							0	0
									HOLTZ, P							0	1
									WINCHESTER, P							0	0
TOTALS	37	7	12	7	5	6	27	9	TOTALS	36	4	10	4	5	6	27	11

SCORE BY
INNINGS

SOUTH CAROLINA

CLEMSON

0	0	1
0	0	1

0	0	4
0	0	0

0	0	2
3	0	0

R	H	E
7	12	0
4	10	2

E-MILLER, HAMPTON

DP-SOUTH CAROLINA 2

LEFT-SOUTH CAROLINA 12, CLEMSON 10

2B-TARTER, MONIN, EYDENBERG, HUCKS

3B-DEBOER

HR-HAMPTON (3)

SB-MILLER (8), DEZENZO (9)

BB

STOKES
SH-SZWEJBKA, TARTER,

SF-DEZENZO

SOUTH CAROLINA	AB	BF	IP	H	R	ER	BB	SO	CLEMSON	AB	BF	IP	H	R	ER	BB	SO
PACE (W, 7-0)	26	30	6 2/3	8	4	4	4	4	TAULBEE (L, 5-2)	21	26	5 2/3	6	5	5	2	3
ROSS (S-6)	10	11	2 1/3	2	0	0	1	2	SAUVE	2	2	0	2	0	0	0	0
									HOLTZ	8	10	2	2	0	0	1	3
									WINCHESTER	6	8	1 1/3	2	2	2	2	0

S-VE FACED 2 BATTERS IN 6TH

BB

BB

BB

BB

U-THOMPSON, KRAMER AND COUCH

T-3:07

A-1,500

The Automated ScoreBook

GAME #1

Clemson University vs HAWAII-HILO Mar 18, 1994 at Hilo, Hawaii

Clemson University 6

~~20~~
2-3

HAWAII-HILO 1

2-13

Name	Pos	AB	R	H	RBI	BB	SO	PO	A
Monahan, S.	rf	4	1	1	0	1	1	0	0
Miller, D.	1b	4	1	1	1	0	0	8	0
Hampton, M.	3b	3	0	1	1	1	0	0	4
Duffie, W.	dh	4	2	4	1	1	0	0	0
Monin, A.	c	3	1	1	1	1	0	8	0
Brizek, S.	ss	4	0	3	1	0	0	2	3
McCleon, D.	lf	5	0	0	0	0	1	4	0
DeMoura, E.	2b	2	0	0	0	2	0	3	2
Humphrey, A.	cf	2	0	0	0	0	0	1	0
Dawsey, J.	cf	0	1	0	0	2	0	1	0
Benson, Kris	p	0	0	0	0	0	0	0	1
Sauve, J.	p	0	0	0	0	0	0	0	0
Eggleston, J	p	0	0	0	0	0	0	0	0

Name	Pos	AB	R	H	RBI	BB	SO	PO	A
Dangaran, R.	3b	3	0	0	0	1	1	2	0
Tokuda, N.	ph	0	0	0	0	0	0	0	0
Sekiya, Chad	lf	2	0	0	0	2	1	2	0
Makamura, R.	ph	1	0	0	0	0	0	0	0
Coyaso, Ken	2b	4	0	2	1	1	1	2	1
Tanigawa, E.	1b	5	0	1	0	0	1	7	1
Tan, C.	rf	3	0	0	0	0	1	3	2
Jackson, M.	dh	3	0	0	0	0	2	0	0
Honda, Chris	c	3	0	1	0	1	1	1	1
Okita, Craig	ss	4	0	1	0	0	0	6	3
Morimoto, K.	cf	3	1	1	0	0	0	5	1
Miura, B.	ph	1	0	0	0	0	0	0	0
Avelino, Pat	cf	0	0	0	0	0	0	1	0
Mattson, K.	p	0	0	0	0	0	0	0	2
Tamashiro, J	p	0	0	0	0	0	0	0	0
Coloma, Kele	p	0	0	0	0	0	0	0	0

Totals..... 31 6 11 5 8 2 27 10

Totals..... 32 1 6 1 5 8 29 11

Score by innings: R H E

Clemson University	100	210	101	-	6	11	0
HAWAII-HILO	001	000	000	-	1	6	2

E - Dangaran, R., Honda, Chris.

DP - Tigers 1, VULCANS 3. LOB - Tigers 10, VULCANS 12.

2B - Brizek, S. 2, Duffie, W. 2, Coyaso, Ken. 3B - Miller, D., Monahan, S..

SB - DeMoura, E..

SH - Brizek, S., Miller, D.. SF - Hampton, M..

Clemson University	IP	H	R	ER	BB	SO	HAWAII-HILO	IP	H	R	ER	BB	SO
Benson, Kris	6.0	5	1	1	3	3	Mattson, K.	6.1	8	5	5	4	2
Sauve, J.	2.0	1	0	0	1	5	Tamashiro, J	1.2	1	0	0	3	0
Eggleston, J	1.0	0	0	0	1	0	Coloma, Kele	1.0	2	1	1	1	0

Winner - Benson, Kris. Loser - Mattson, K.. Save - None.

WP - Sauve, J., Mattson, K. 2. PB - Monin, A.. BK - Mattson, K..

HBP - by Mattson, K. (Monin, A.), by Benson, Kris (Jackson, M.),

by Sauve, J. (Tan, C.), by Eggleston, J (Tokuda, N.).

Umpires - Chron, Sam, Howe, Keith, Johnson, Rich Time: 2:48 Attendance: 75

~~The Automated Scorebook~~
2ND GAME

Clemson University vs HAWAII-HILO Mar 19, 1994 at Hilo, Hawaii

Clemson University 13 (2-3)

HAWAII-HILO 5 (2-14)

Name	Pos	AB	R	H	RBI	BB	SO	PO	A
Monahan, S.	cf	6	3	5	4	0	1	1	0
Hampton, M.	rf	5	1	2	2	1	1	3	0
Miller, D.	1b	5	1	2	2	0	0	8	1
Monin, A.	dh	5	0	0	0	0	0	0	0
Brizek, S.	ss	5	0	1	0	0	1	2	4
Galloway, P.	3b	2	2	0	0	3	1	0	1
McCleon, D.	lf	3	3	1	0	2	0	3	0
Eydenbert, M	c	4	3	2	3	0	0	7	2
DeMoura, E.	2b	3	0	1	1	2	0	2	0
Dawsey, J.	p	0	0	0	0	0	0	0	0
Vining, K.	p	0	0	0	0	0	0	0	1
Keppen, J.	p	0	0	0	0	0	0	1	0
Matz, B.	p	0	0	0	0	0	0	0	0

Name	Pos	AB	R	H	RBI	BB	SO	PO	A
Tokuda, N.	3b	4	1	2	1	0	0	0	3
Sado, M.	ph	1	0	0	0	0	1	0	0
Tam, C.	rf	3	0	2	1	1	0	4	0
Coyaso, Ken	2b	4	0	1	2	0	0	4	4
Izu, Aaron	dh	3	0	0	0	0	0	0	0
Purdy, P.	ph	1	0	0	0	0	0	0	0
Jackson, M.	lf	1	0	0	0	1	0	1	0
Morimoto, K.	ph	1	0	0	0	1	1	1	0
Nakamura, R.	1b	2	0	0	0	1	2	7	1
Tanigawa, B.	ph	1	0	0	0	0	0	1	0
Okita, Craig	ss	4	1	2	0	0	0	1	3
Honda, Chris	c	1	1	0	0	1	0	2	1
Sekiya, Chad	lf	1	0	0	0	0	1	0	0
Tamayose, T.	ph	1	0	0	0	0	1	0	0
Avelino, Pat	cf	3	2	2	1	0	1	6	0
Dangaran, R.	ph	1	0	0	0	0	0	0	0
Miura, B.	p	0	0	0	0	0	0	0	0
Dando, Chuck	p	0	0	0	0	0	0	0	0
Batoon, Glen	p	0	0	0	0	0	0	0	0

Totals..... 38 13 14 12 8 4 27 9

Totals..... 32 5 9 5 5 7 27 12

Score by innings: R H E

Clemson University	230	001	403	-	13	14	0
HAWAII-HILO	101	300	000	-	5	9	2

E - Avelino, Pat, Tokuda, N..
 DP - Tigers 1, VULCANS 2. LOB - Tigers 8, VULCANS 5.
 2B - Miller, D. 2, Monahan, S., Tokuda, N.. 3B - Monahan, S..
 HR - Eydenbert, M, Monahan, S..
 SB - Galloway, P., Hampton, M., Monahan, S., Okita, Craig, Tam,
 C.. CS - Coyaso, Ken, Jackson, M..
 SF - Miller, D..

Clemson University	IP	H	R	ER	BB	SO
Dawsey, J.	3.2	9	5	5	2	2
Vining, K.	3.1	0	0	0	2	3
Keppen, J.	1.0	0	0	0	1	0
Matz, B.	1.0	0	0	0	0	2

HAWAII-HILO	IP	H	R	ER	BB	SO
Miura, B.	6.0	8	6	4	2	3
Dando, Chuck	1.0	3	4	4	2	0
Batoon, Glen	2.0	3	3	3	4	1

Winner - Vining, K.. Loser - Miura, B.. Save - None.

WP - Dando, Chuck. PB - Honda, Chris.

HRP by Miura, B. (Eydenbert, M).

Umpires - Keith Howe, Sam Chun, H. Medeiros Time: 2:58 Attendance: 65

PO
CU Batter K
NBP - 4/18/94

Automated ScoreBook

Tigers 13, VULCANS 5 (Mar 19, 1994 at Hilo, Hawaii)

Score by innings:				R	H	E	
Clemson University	230	001	403	-	13	14	0
HAWAII-HILO	101	300	000	-	5	9	2

Clemson University inning 1

Monahan, S. tripled to right field. Hampton, M. singled to left field, RBI; Monahan, S. scored. Hampton, M. stole second. Miller, D. doubled to left center, RBI; Hampton, M. scored. Monin, A. flied out to cf. Brizek, S. struck out, out at first c to lb; Miller, D. advanced to third on a passed ball. Galloway, P. struck out. 2 runs, 3 hits, 0 errors, 1 LOB.

HAWAII-HILO inning 1

Tokuda, N. doubled to right field. Tam, C. flied out to cf; Tokuda, N. advanced to third. Coyaso, Ken singled to right field, RBI; Tokuda, N. scored. Izu, Aaron popped up to lb. Coyaso, Ken out at second c to 2b, caught stealing. 1 run, 2 hits, 0 errors, 0 LOB.

Clemson University inning 2

McCleon, D. reached on an error by 3b. Eydenbert, M hit by pitch; McCleon, D. advanced to second. DeMoura, E. flied out to rf; McCleon, D. advanced to third. Monahan, S. singled to center field, RBI; Eydenbert, M advanced to second; McCleon, D. scored, unearned. Hampton, M. singled to center field, advanced to second on an error by cf, RBI; Monahan, S. advanced to second, advanced to third on an error by cf; Eydenbert, M scored. Miller, D. flied out to rf, SF, RBI; Hampton, M. advanced to third; Monahan, S. scored, unearned. Monin, A. flied out to cf. 3 runs, 2 hits, 2 errors, 1 LOB.

HAWAII-HILO inning 3

Avelino, Pat singled to third base. Tokuda, N. flied out to rf. Tam, C. singled to right field; Avelino, Pat advanced to third. Coyaso, Ken grounded out to ss, RBI; Tam, C. advanced to second; Avelino, Pat scored. Izu, Aaron flied out to rf. 1 run, 2 hits, 0 errors, 1 LOB.

HAWAII-HILO inning 4

Jackson, M. walked. Nakamura, R. struck out. Jackson, M. out at second c to ss, caught stealing. Okita, Craig singled to left center. Okita, Craig stole second. Honda, Chris walked. Avelino, Pat singled to left center, RBI; Honda, Chris advanced to second; Okita, Craig scored. Tokuda, N. singled to center field, RBI; Avelino, Pat advanced to third; Honda, Chris scored. Tam, C. singled to left field, RBI; Tokuda, N. advanced to second; Avelino, Pat scored. Vining, K. to p for Dawsey, J.. Coyaso, Ken grounded out to lb unassisted. 3 runs, 4 hits, 0 errors, 2 LOB.

Clemson University inning 6

Tam, C. to c. Sekiya, Chad to lf for Honda, Chris. Morimoto, K. to rf.

Eydenbert, M grounded out to 2b. DeMoura, E. flied out to rf. Monahan, S. homered to right center. 3 RBI. Hampton, M. flied out to cf. 1 run, 1 hit, 0 errors, 0 LOB.

Clemson University inning 7

Dando, Chuck to p for Miura, B.. Miller, D. doubled to left field. Monin, A. popped up to 1b. Brizek, S. popped up to c. Miller, D. advanced to third on a wild pitch. Galloway, P. walked. Galloway, P. stole second; Miller, D. scored on the throw. McCleon, D. walked. Eydenbert, M homered to right field, 3 RBI; McCleon, D. scored; Galloway, P. scored. DeMoura, E. singled to right field, out at second 3b to 2b. 4 runs, 3 hits, 0 errors, 0 LOB.

Clemson University inning 9

Tanigawa, E. to 1b. Brizek, S. grounded out to ss. Galloway, P. walked. McCleon, D. walked; Galloway, P. advanced to second. Eydenbert, M singled to left center; McCleon, D. advanced to second; Galloway, P. advanced to third. DeMoura, E. walked, RBI; Eydenbert, M advanced to second; McCleon, D. advanced to third; Galloway, P. scored. Monahan, S. singled to right field, 2 RBI; DeMoura, E. advanced to third; Eydenbert, M scored; McCleon, D. scored. Hampton, M. struck out; Monahan, S. stole second. Miller, D. flied out to cf. 3 runs, 2 hits, 0 errors, 2 LOB.

Clemson University vs HAWAII-HILO Mar 19, 1994 at Hilo, Hawaii

Clemson University 10

22-3

HAWAII-HILO 3

2-15

Name	Pos	AB	R	H	RBI	BB	SO	PO	A
Monahan, S.	cf	6	0	2	1	0	0	0	0
Hampton, M.	3b	3	1	1	0	2	0	1	3
Miller, D.	lf	2	0	1	0	0	0	2	0
Dawsey, J.	cf	3	1	0	0	1	2	2	0
Brizek, S.	ss	4	2	0	0	2	2	2	2
Galloway, P.	dh	3	0	0	0	0	1	0	0
Eydenbert, M	ph	3	2	3	2	0	0	0	0
McCleon, D.	rf	5	2	2	2	1	1	0	0
Duffie, W.	c	4	0	1	2	1	1	4	2
Embler, J.	1b	3	1	1	0	2	0	13	1
Mork, H.	2b	2	1	0	1	2	0	3	3
Koch, B.	p	0	0	0	0	0	0	0	2
Holtz, M.	p	0	0	0	0	0	0	0	1
Seybt, P.	p	0	0	0	0	0	0	0	0
Winchester	p	0	0	0	0	0	0	0	0

Totals..... 38 10 11 6 11 7 27 14

Name	Pos	AB	R	H	RBI	BB	SO	PO	A
Okita, Craig	ss	3	1	0	0	2	1	2	2
Dangaran, R.	3b	2	0	1	0	2	0	0	3
Coyaso, Ken	dh	4	0	0	1	0	1	0	1
Tanigawa, E.	1b	3	1	0	0	1	0	7	0
Gaspar, L.	c	3	0	0	0	0	0	8	0
Tokuda, W.	2b	1	1	1	0	2	0	1	1
Sekiya, Chad	lf	1	0	0	0	0	0	1	1
Jackson, M.	ph	1	0	0	1	0	0	2	0
Avelino, Pat	rf	2	0	0	0	0	2	2	0
Tan, C.	ph	2	0	0	0	0	1	1	0
Morimoto, K.	cf	4	0	0	0	0	1	3	0
Nakaabiki, K	p	0	0	0	0	0	0	0	0
Pagan, Les	p	0	0	0	0	0	0	0	0
Kashimoto, C	p	0	0	0	0	0	0	0	0
Murphy, G.	p	0	0	0	0	0	0	0	0

Totals..... 26 3 2 2 7 6 27 8

Score by innings:

R H E

Clemson University	000	010	630	-	10	11	1
HAWAII-HILO	110	001	000	-	3	2	4

E - Hampton, M., Dangaran, R. 2, Gaspar, L., Morimoto, K..
 DP - VULCANS 1. LOB - Tigers 14, VULCANS 9.
 2B - Embler, J., Eydenbert, M., Monahan, S., Tokuda, W..
 SH - Coyaso, Ken, Gaspar, L., Jackson, M., Sekiya, Chad. SF -
 Mork, H..

Clemson University	IP	H	R	ER	BB	SO	HAWAII-HILO	IP	H	R	ER	BB	SO
Koch, B.	5.0	1	3	2	5	2	Nakaabiki, K	5.2	3	1	1	4	5
Holtz, M.	2.0	1	0	0	1	1	Pagan, Les	0.1	1	2	2	2	0
Seybt, P.	1.0	0	0	0	1	0	Kashimoto, C	1.0	4	4	4	2	1
Winchester	1.0	0	0	0	0	3	Murphy, G.	0.0	2	3	3	2	0
							Coyaso, Ken	2.0	1	0	0	1	1

Winner - Holtz, M.. Loser - Kashimoto, C. Save - None.

WP - Holtz, M., Koch, B. 2, Kashimoto, C, Murphy, G. 3,

Nakaabiki, K 3. PB - Duffie, W.. BK - Nakaabiki, K.

HBP - by Holtz, M. (Tokuda, W.), by Kashimoto, C (Hampton, M.),
by Winchester (Dangaran, R.).

Umpires - Sam Chun, Keith Howe, Ken Nagasawa Time: 3:24 Attendance: 75

Tigers 10, VULCANS 3 (Mar 19, 1994 at Hilo, Hawaii)

Score by innings:				R	H	E	
Clemson University	000	010	630	-	10	11	1
HAWAII-HILO	110	001	000	-	3	2	4

HAWAII-HILO inning 1

Okita, Craig walked. Okita, Craig advanced to second on a wild pitch. Okita, Craig advanced to third on a wild pitch. Dangaran, R. walked. Coyaso, Ken reached on a fielder's choice, RBI; Dangaran, R. out at second lb to ss; Okita, Craig scored. Tanigawa, E. lined out to 3b. Gaspar, L. grounded out to ss. 1 run, 0 hits, 0 errors, 1 LOB.

HAWAII-HILO inning 2

Tokuda, N. doubled to left field. Sekiya, Chad reached on an error by 3b, advanced to second, SAC; Tokuda, N. scored, unearned. Avelino, Pat struck out, out at first c to lb. Morimoto, K. grounded out to lb unassisted; Sekiya, Chad advanced to third. Okita, Craig flied out to lf. 1 run, 1 hit, 1 error, 1 LOB.

Clemson University inning 5

Embler, J. doubled to right center. Embler, J. advanced to third on a balk. Mork, H. flied out to cf, SF, RBI; Embler, J. scored. Monahan, S. singled to second base. Hampton, M. walked; Monahan, S. advanced to second. Dawsey, J. struck out. Brizek, S. flied out to cf. 1 run, 2 hits, 0 errors, 2 LOB.

HAWAII-HILO inning 6

Tanigawa, E. walked. Tanigawa, E. advanced to second on a passed ball. Holtz, M. to p for Koch, B.. Gaspar, L. out at first p to 2b, SAC; Tanigawa, E. advanced to third. Tokuda, N. hit by pitch. Jackson, M. pinch hit for Sekiya, Chad. Tokuda, N. advanced to second on a wild pitch. Jackson, M. out at first 3b to 2b, SAC, RBI; Tokuda, N. advanced to third; Tanigawa, E. scored. Tam, C. pinch hit for Avelino, Pat. Tam, C. struck out, out at first c to lb. 1 run, 0 hits, 0 errors, 1 LOB.

Clemson University inning 7

Jackson, M. to lf. Tam, C. to rf. Hampton, M. singled to center field. Dawsey, J. walked; Hampton, M. advanced to second. Kashimoto, C to p for Pagan, Les. Dawsey, J. advanced to second on a wild pitch; Hampton, M. advanced to third on a wild pitch. Brizek, S. walked. Eydenbert, M pinch hit for Galloway, P.. Eydenbert, M doubled to left field, 2 RBI; Brizek, S. advanced to third; Dawsey, J. scored; Hampton, M. scored. McCleon, D. singled to center field, advanced to second on an error by cf, RBI; Eydenbert, M advanced to third; Brizek, S. scored. Duffie, W. singled to right field, 2 RBI; McCleon, D. scored; Eydenbert, M scored. Embler, J. hit

3/20/94

1994 University of Hawaii Rainbows

Oregon State vs Clemson Mar 21, 1994 at Rainbow Stadium

Oregon State 9 (11-4)

Clemson 2 (22-4)

Name	Pos	AB	R	H	RBI	BB	SO	PO	A
Hardin	2b	4	3	2	0	0	0	2	3
Black	1f	4	1	2	1	1	1	2	0
Watts	3b	3	1	0	0	1	1	1	1
Marquardt	cf	3	1	1	2	1	2	3	0
Champion	1b	5	1	3	3	0	0	8	2
Malloy	rf	5	0	1	1	0	2	4	0
Kissner	dh	3	0	0	0	0	0	0	0
Dixon, J.	dh	2	0	0	0	0	1	0	0
Schmidt	c	4	0	1	0	1	3	4	0
Snelling	ss	4	2	1	0	1	0	0	3
Smith, M.	p	0	0	0	0	0	0	3	0

Name	Pos	AB	R	H	RBI	BB	SO	PO	A
Monahan	rf	4	0	2	0	0	0	4	0
Miller	1b	4	0	0	0	0	0	7	0
Hampton	3b	3	0	1	0	1	0	1	0
Duffie	dh	4	0	0	0	0	0	0	0
Eydenberg	c	4	0	0	0	0	1	11	3
Brizek	ss	4	1	2	0	0	1	1	2
McCleon	1f	4	0	1	0	0	1	0	0
Mork	2b	3	1	1	1	0	0	1	2
Monin	2b	1	0	0	0	0	0	1	0
Humphrey	cf	3	0	0	0	0	0	1	0
Galloway	3b	1	0	0	0	0	0	0	0
Taulbee	p	0	0	0	0	0	0	0	0
Matz	p	0	0	0	0	0	0	0	0
Keppen	p	0	0	0	0	0	0	0	1

Totals..... 37 9 11 7 5 10 27 9

Totals..... 35 2 7 1 1 3 27 8

Score by innings: R H E

Oregon State	220 030 020	- 9 11 1
Clemson	000 200 000	- 2 7 3

E - Black, Brizek 2, Mork.

DP - Tigers 1. LOB - Beavers 10, Tigers 7.

PB - Champion, Malloy, Monahan, Brizek, Mork.

B - Hardin, Hampton. CS - Black, Hardin.

SH - Watts.

Oregon State	IP	H	R	ER	BB	SO
Smith, M.	9.0	7	2	1	1	3

Clemson	IP	H	R	ER	BB	SO
Taulbee	6.0	7	7	4	3	7
Matz	2.0	3	2	2	1	3
Keppen	1.0	1	0	0	1	0

Winner - Smith, M. 4-1. Loser - Taulbee 5-3. Save - None.

MHP - by Taulbee (Hardin), by Taulbee (Marquardt), by Taulbee (Hardin).

Umpires - Howe, Ogawa, Tomaszewski

Start: 3:11 pm Time: 2:27 Attendance: 0

Game Notes:

Attendance: Will be determined following final game.

Tournament Records: Clemson (0-1); Oregon State (1-0)

3/21/94

1994 Bank of America Easter Tournament

Clemson vs Lewis-Clark State Mar 22, 1994 at Rainbow Stadium

Clemson 2 (22-5)

Lewis-Clark State 9 (17-4-1)

Name	Pos	AB	R	H	RBI	BB	SO	PO	A
Monahan	cf	4	0	0	0	0	0	3	0
Hampton	3b	3	0	0	0	1	0	1	2
Miller	lf	4	0	0	0	0	2	0	0
Strick	ss	4	1	1	0	0	0	2	3
Monin	2b	3	0	2	0	1	0	0	3
Galloway	dh	4	0	0	0	0	2	0	0
Eydenberg	c	2	0	0	1	1	0	5	1
Embler	1b	4	1	1	1	0	1	9	0
McCleon	rf	2	0	1	0	1	0	4	0
Watson	p	0	0	0	0	0	0	0	1
Eggleston	p	0	0	0	0	0	0	0	0
Seybt	p	0	0	0	0	0	0	0	0

Totals..... 30 2 5 2 4 5 24 10

Name	Pos	AB	R	H	RBI	BB	SO	PO	A
McDade	lf	4	2	1	2	1	0	5	0
Evans	cf	3	0	0	0	0	2	0	0
Martinez	cf	2	0	0	0	0	1	1	0
Wilson	2b	0	1	1	1	0	0	1	1
McAninch	1b	4	2	3	2	1	0	7	0
Buhner	dh	5	0	2	2	0	1	0	0
Phair	3b	4	1	2	0	0	1	1	0
Figueroa	c	4	1	0	0	0	1	5	0
Inzunza	ss	2	1	2	0	2	0	3	5
Pereria	rf	3	1	0	1	0	0	4	0
Gullard	p	0	0	0	0	0	0	0	0

Totals..... 36 9 11 8 4 6 27 6

Score by innings: R H E

Clemson 000 010 001 - 2 5 2
 Lewis-Clark State 070 101 00 - 9 11 0

E - McCleon, Monin.

DP - Tigers 1, Warriors 1. LOB - Tigers 6, Warriors 8.

2B - Buhner, McAninch 3, 3B - McCleon.

HR - Embler.

SF - Eydenberg.

Clemson	IP	H	R	ER	BB	SO	Lewis-Clark State	IP	H	R	ER	BB	SO
Watson	4.0	7	8	4	3	5	Gullard	9.0	5	2	2	4	5
Eggleston	3.0	3	1	0	1	1							
Seybt	1.0	1	0	0	0	0							

Winner - Gullard 3-0. Loser - Watson 1-1. Save - None.

WP - Gullard. PB - Eydenberg.

HBP - by Watson (Pereria).

Umpires - Tomaszewski, Valdez, Montalbo

Start: 2:58 pm Time: 2:05 Attendance: 525

Game Notes:

Tournament Records: Lewis-Clark State (2-0); Clemson (0-2)

3/22/94

1994 Bank of America Easter Tournament

Clemson vs Hawaii Rainbows Mar 23, 1994 at Rainbow Stadium

Clemson 7 (23-5)

Hawaii Rainbows 3 (17-14)

Name	Pos	AB	R	H	RBI	BB	SO	PO	A
Monahan	cf	5	1	3	3	0	1	1	0~
Miller	lf	5	0	1	0	0	1	1	1~
Hampton	3b	5	0	1	1	0	1	0	4~
Duffie	dh	5	0	1	0	0	4	0	0~
Monin	2b	4	0	0	0	0	1	2	1~
Mork	2b	0	0	0	0	0	0	1	1~
Eydenberg	c	3	1	0	0	0	1	8	2~
Brizek	ss	4	1	1	0	0	0	1	2~
Embler	1b	3	2	3	1	1	0	11	0~
Dawsey	pr	0	1	0	0	0	0	0	0~
McCleon	rf	4	1	2	2	0	0	2	0~
Benson	p	0	0	0	0	0	0	0	4~

Name	Pos	AB	R	H	RBI	BB	SO	PO	A
Taguchi	lf	4	0	0	0	0	3	1	0
Ishigo	2b	3	1	0	0	0	1	1	2
Rogers	rf	4	0	0	0	0	2	2	0
Hashimoto	cf	3	0	1	1	0	0	1	0
Mapuunoa	3b	3	0	0	0	0	1	1	3
Ahu	3b	0	0	0	0	0	0	0	0
Yuen	dh	4	1	2	0	0	0	0	0
Garmen	1b	3	1	1	0	0	1	8	2
Cheff	c	2	0	1	2	0	0	10	2
Farinas	ss	3	0	0	0	0	2	1	1
McNally	p	0	0	0	0	0	0	2	0
Duncan	p	0	0	0	0	0	0	0	0
Miyoshi	p	0	0	0	0	0	0	0	0
Siu	p	0	0	0	0	0	0	0	0

Totals..... 30 7 12 7 1 9 27 15

Totals..... 29 3 5 3 2 10 27 10

S by innings: R H E

Clemson	040 100 101	- 7 12 0
Hawaii Rainbows	100 010 100	- 3 5 1

E - McNally.

DP - Tigers 1. LOB - Tigers 6, Rainbows 3.

2B - McCleon, Monahan. 3B - Embler, Cheff, Yuen.

SB - Ishigo. CS - Hampton, Hashimoto, Yuen.

SF - Cheff.

Clemson	IP	H	R	ER	BB	SO	Hawaii Rainbows	IP	H	R	ER	BB	SO
Benson	9.0	5	3	3	2	10	McNally	7.0	10	6	6	0	8
							Duncan	1.0	0	0	0	0	0
							Miyoshi	0.1	2	1	1	1	0
							Siu	0.2	0	0	0	0	1

Winner - Benson 4-0. Loser - McNally 1-5. Save - None.

WP - McNally, Siu.

HBP - by McNally (Eydenberg), by Benson (Hashimoto).

Umpires - G. Poole, B. Leonard, S. Chun

Start: 7:20 pm Time: 2:31 Attendance: 4025

B Notes:

Attendance: 1,124 (Turnstile); 4,025 (Tickets Issued)

Tournament Records: Clemson (1-2); Hawaii (1-2)

3/24/94

3/25

clemson-washington baseball box

CLEMSON					WASHINGTON				
Name & Pos	AB	R	H	BI	Name & Pos	AB	R	H	BI
Monahan, cf	4	0	0	0	Rutz, 2b	3	0	0	0
Hampton, 3b	3	1	1	0	Newell, ss	3	0	1	1
Miller, lf	3	1	2	1	Linville, lf	4	0	1	0
Monin, c	1	0	0	1	VanderGriend, lb	3	0	1	0
Brizek, ss	3	0	0	0	Shewey, dh	2	0	1	0
Embler, lb	3	0	1	0	Milloy, pr	0	1	0	0
Humphrey, pr	0	1	0	0	Mahle, c	2	0	1	0
McCleon, rf	2	0	0	0	Loucks, rf	2	0	0	1
Galloway, dh	3	0	1	1	Junkin, 3b	3	0	0	0
Mork, 2b	3	0	0	0	Trippy, cf	2	1	1	0
TOTALS	25	3	5	3	TOTALS	24	2	6	2

SCORE BY INNINGS

CLEMSON 200 000 1 -- 3 5 0
WASHINGTON 001 001 0 -- 2 6 0

E--None. DP--Clemson 1, Washington 1. LOB--Clemson 4, Washington 7.

2B--Embler, Hampton, Shewey, VanderGriend. 3B--Miller. SB--Trippy.

SF--Monin, Loucks

Clemson	IP	H	R	ER	BB	SO
Dawsey	5 1/3	6	2	2	2	3
Winchester (W, 2-0)	1 2/3	0	0	0	0	1 1

Washington	IP	H	R	ER	BB	SO
C. Hartvigson (L, 4-1)	7	5	3	3	1	2

WP--Winchester, C. Hartvigson 4. PB--Mahle. HBP--by C. Hartvigson (McCleon), by Dawsey (Shewey), by Dawsey (Mahle). T--2:02. A--231.

3/25/94

1994 Bank of America Easter Tournament

Grand Canyon vs Clemson Mar 25, 1994 at Rainbow Stadium

Grand Canyon 1 (19-12-1)

Name	Pos	AB	R	H	RBI	BB	SO	PO	A
McCormick	cf	3	0	1	0	0	2	3	0
Blake	lf	3	0	0	0	0	2	2	0
McCalmont	2b	3	0	1	0	0	1	2	1
Frederikson	dh	3	0	0	0	0	2	0	0
Rice, B.	ss	3	0	0	0	0	2	2	3
Caballero	c	3	0	1	0	0	2	2	0
Sharko	1b	3	0	1	0	0	0	6	0
Webb	3b	1	1	0	0	1	0	0	4
Dunlop	ph	1	0	0	0	0	1	0	0
Bair	rf	3	0	1	0	0	0	1	0
Huff	p	0	0	0	0	0	0	0	0

Totals..... 26 1 5 0 1 12 18 8

Score by Innings:

R H E

Grand Canyon	000 010 0	- 1 5 0
Clemson	210 000	- 3 9 1

E - McCleon.

DP - Antelopes 1. LOB - Antelopes 5, Tigers 4.

2B - Bair, Embler, Mark 2.

SB - McCormick 2, Monahan.

Grand Canyon	IP	H	R	ER	BB	SO	Clemson	IP	H	R	ER	BB	SO
Huff	6.0	9	3	3	0	2	Koch	7.0	5	1	0	1	12

Winner - Koch 2-0. Loser - Huff 4-4. Save - None.

WP - Huff 2, Koch.

Umpires - G. Poole, B. Leonard, S. Chun

Start: 11:29 pm Time: 1:23 Attendance: 4921

Game Notes:

Tournament Records: Clemson (3-2); Grand Canyon (2-3)

Clemson 3 (25-5)

Name	Pos	AB	R	H	RBI	BB	SO	PO	A
Monahan	cf	3	1	1	0	0	1	0	0
Hampton	3b	3	0	1	0	0	0	0	2
Miller	lf	3	1	2	0	0	0	2	0
Monin	dh	3	0	1	1	0	0	0	0
Brizek	ss	3	0	0	0	0	1	0	1
Embler	1b	3	0	1	1	0	0	7	0
Dawsey	cf	0	0	0	0	0	0	1	0
McCleon	rf	3	0	0	0	0	0	0	0
Eydenberg	c	2	0	1	0	0	0	10	1
Mark	2b	2	1	2	0	0	0	1	2
Koch	p	0	0	0	0	0	0	0	1

Totals..... 25 3 9 2 0 2 21 7

Andrew McCormick
 Trevor Blake
 Jim McCormick
 Robert Frederikson
 Bryon Rice
 Craig Caballero
 Gerald Sharko
 Dabe WLB
 Red FAIR
 Tim Huff

3/26/94

1994 Bank of America Easter Tournament

Clemson vs Washington Mar 26, 1994 at Rainbow Stadium

Clemson 1 (25-6)

Washington 2 (19-5)

Name	Pos	AB	R	H	RBI	BB	SO	PO	A
Monahan	cf	4	0	1	0	0	0	3	0
Hampton	3b	5	0	0	0	0	1	0	1
Miller	lf	5	0	1	0	0	1	2	0
Monin	c	3	0	0	0	2	0	12	2
Embler	1b	2	0	1	0	2	1	6	0
Humphrey	pr	0	0	0	0	0	0	0	0
Dawsey	cf	0	0	0	0	1	0	0	0
Brizek	ss	5	0	0	0	0	0	2	1
McClellan	rf	4	0	0	0	0	2	6	0
Galloway	dh	4	0	0	0	0	0	0	0
Work	2b	3	1	1	0	1	1	1	2
Sauve	p	0	0	0	0	0	0	0	1
Holtz	p	0	0	0	0	0	0	0	1
Winchester	p	0	0	0	0	0	0	0	0

Totals..... 35 1 4 0 6 6 32 8

Name	Pos	AB	R	H	RBI	BB	SO	PO	A
Rutz	2b	5	0	4	1	1	0	3	4
Linville	lf	4	0	1	0	1	2	4	0
VanderGriend	1b	5	0	0	0	0	4	12	2
Shewey	c	2	0	0	0	1	1	5	1
Merrick	dh	5	0	0	0	0	3	0	0
Newell	ss	5	1	2	0	0	1	0	4
Junkin	3b	3	0	0	0	0	0	0	3
Mecca	ph	1	0	0	0	1	0	0	0
Loucks	rf	3	0	0	0	0	0	1	0
Mahle	ph	1	0	0	0	0	1	0	0
Milloy	cf	1	0	0	0	0	1	0	0
Trippy	cf	5	1	2	1	0	0	5	0
Spencer	p	0	0	0	0	0	0	2	1

Totals..... 40 2 9 2 4 13 33 15

Score by innings:

R H E

Clemson	001 000 000 00 - 1 4 0
Washington	000 000 001 01 - 2 9 0

Note: 2 outs, 1 runners LOB when the game ended.

DP - Huskies 1. LOB - Tigers 8, Huskies 12.

2B - Rutz, Trippy.

SB - Miller, Monahan, Rutz, Shewey. CS - Hampton, Rutz.

Clemson	IP	H	R	ER	BB	SO	Washington	IP	H	R	ER	BB	SO
Sauve	5.0	4	0	0	1	6	Spencer	0.2	3	1	1	4	4
Holtz	3.1	2	1	1	2	3	Merrick	2.1	1	0	0	2	2
Winchester	2.1	3	1	1	1	4							

Winner - Merrick 1-0. Loser - Winchester 2-1. Save - None.

HBP - by Spencer (Monahan), by Sauve (Shewey), by Winchester (Shewey).

Umpires - Howe, Tomaszewski, Valdez

Start: 3:06 pm Time: 2:51 Attendance: 1004

Game Notes:

Tournament Records: Washington (4-2); Clemson (3-3)

Washington will play in the championship tomorrow vs. winner of Hawaii and Oregon State later tonight.

3/26/94

1994 Bank of America Easter Tournament

Grand Canyon vs Clemson Mar 27, 1994 at Rainbow Stadium

Grand Canyon 0 (19-14-1)

Clemson 9 (26-6)

Name	Pos	AB	R	H	RBI	BB	SO	PO	A
McCormick	cf	3	0	0	0	1	1	3	0
Blake	lf	3	0	0	0	0	0	0	0
Dunlop	ph	1	0	0	0	0	0	0	0
McCalmont	2b	4	0	1	0	0	1	5	7
Frederikson	dh	3	0	0	0	1	1	0	0
Rice, B.	ss	4	0	0	0	0	0	3	4
Caballero	c	2	0	0	0	1	0	3	0
Sharko	1b	3	0	0	0	0	1	7	2
Webb	3b	2	0	1	0	0	0	0	0
Kortmeyer	ph	1	0	0	0	0	1	0	0
Reid	3b	0	0	0	0	0	0	1	1
Bair	rf	1	0	1	0	1	0	2	0
Wolf, G.	rf	1	0	0	0	0	0	0	0
Bell	p	0	0	0	0	0	0	0	0
Parks	p	0	0	0	0	0	0	0	1
Espinoza	p	0	0	0	0	0	0	0	0
Dixon	p	0	0	0	0	0	0	0	0

Totals..... 28 0 3 0 4 5 24 10

Name	Pos	AB	R	H	RBI	BB	SO	PO	A
Monahan	cf	4	2	2	1	0	0	4	1
Dawsey	ph	1	0	0	0	0	0	0	0
Hampton	3b	4	2	2	1	0	1	1	0
Galloway	ph	1	0	0	0	0	0	1	0
Miller	lf	5	1	2	1	0	0	1	0
Monin	dh	3	0	1	1	0	0	0	0
Duffie	dh	2	0	1	1	0	0	0	0
Embler	1b	4	1	1	0	0	0	11	1
Brizek	ss	4	1	3	1	0	0	1	2
McCleon	rf	2	1	0	0	1	1	2	0
Humphrey	ph	1	0	1	0	0	0	0	0
Eydenberg	c	3	1	1	1	1	1	5	0
Mork	2b	1	0	0	1	0	0	0	6
DeMoura	2b	0	0	0	0	1	0	0	2
Taulbee	p	0	0	0	0	0	0	1	2
Vining	p	0	0	0	0	0	0	0	0
Keppen	p	0	0	0	0	0	0	0	0

Totals..... 35 9 14 8 3 3 27 14

Score by innings: R H E

Grand Canyon 000 000 000 - 0 3 2
Clemson 003 201 30X - 9 14 0

C - Parks, Rice, B..

DP - Antelopes 2, Tigers 2. LOB - Antelopes 5, Tigers 7.

3B - Eydenberg, Monahan.

CS - Mork.

SH - Mork 2.

Grand Canyon	IP	H	R	ER	BB	SO	Clemson	IP	H	R	ER	BB	SO
Bell	3.1	6	5	4	2	0	Taulbee	7.0	3	0	0	1	3
Parks	2.2	4	3	3	0	2	Vining	1.0	0	0	0	1	1
Espinoza	0.2	4	1	1	0	0	Keppen	1.0	0	0	0	2	1
Dixon	1.1	0	0	0	1	1							

Winner - Taulbee 6-3. Loser - Bell 1-1. Save - None.

WP - Bell, Espinoza. PB - Caballero.

Umpires - Tomaszewski, Chun, Ogawa

Start: 9:58 pm Time: 2:10 Attendance: 313

Game Notes:

Tournament Notes: Clemson (4-3) 5th place; Grand Canyon (2-5) 6th place.

9/27/94

OFFICIAL NCAA BOX SCORE

Date 3/29/94 Time 7:00 PM Stadium TIGER FIELD City CLEMSON, S.C.

GEORGIA SOUTHERN	AB	R	H	RBI	BB	SO	PO	A	CLEMSON	AB	R	H	RBI	BB	SO	PO	A
WILSON, 2B	4	0	1	0	0	1	3	3	MONAHAN, CF-RF	4	2	1	2	1	0	0	0
WHITLEY, SS	4	1	1	0	0	0	1	2	HAMPTON, 3B	5	0	3	2	0	0	1	1
HALLMAN, 3B	5	1	0	0	0	2	1	2	MILLER, LF-1B	4	0	0	0	1	1	4	0
PETERMAN, 1B	4	2	2	3	0	0	4	0	MONIN, C	5	0	2	1	0	1	13	1
ME FARLAND, RF	4	1	2	1	0	2	1	0	EMBLER, 1B	4	0	1	0	0	2	6	1
JONES, C	3	0	0	0	0	0	8	0	EYDENBERG, PH	1	0	0	0	0	0	0	0
PIERCE, LF	4	0	0	0	0	1	3	1	DAWSEY, CF	0	0	0	0	0	0	0	0
ANDREWS, CF	4	0	0	0	0	4	3	0	BRIZEK, SS	4	1	2	0	0	1	2	2
SPENDIFF, DH	4	0	1	0	0	2	0	0	MCCLEON, LF-RF	3	1	1	0	1	1	1	0
RUSHING, P							0	0	GALLDWAY, DH	3	2	2	0	0	1	0	0
MASI, P							0	0	DUFFIE, DH	1	0	0	0	0	0	0	0
AYALA, P							0	0	MORK, 2B	2	1	0	0	2	0	0	1
PHILLIPS, P							0	0	BENSON, P							0	3
									VINING, P							0	0
TOTALS	35	5	7	4	0	12	24	8	TOTALS	36	7	12	5	5	7	27	9

SCORE BY INNINGS	GEORGIA SOUTHERN	0	0	0	2	3	0	0	0	0				-	5	7	2
	CLEMSON	0	0	1	1	0	3	1	1	X				-	7	12	2

E - BRIZEK, BENSON, WHITLEY 2

0714 LEFT-GEORGIA SOUTHERN 4, CLEMSON 10

2B-MCFARLAND, PETERMAN, MONAHAN, HAMPTON, 1974

HR-PETERMAN(7)

SB-MONAHAN (9), HAMPTON (17) BRIZEK (3)

CS- WILSON

[illegible]

WP- RUSHING 3, PHILLIPS

PB-MONIN

HBP- BY VINING (JONES)

3/29/94

T- 2:42

Δ-400

OFFICIAL NCAA BOX SCORE

Date 3/30/94 Time 3:00 PM Stadium TIGER FIELD City CLEMSON, S.C.

GEORGIA SOUTHERN	AB	R	H	RBI	BB	SO	PO	A	CLEMSON	AB	R	H	RBI	BB	SO	PO	A
ILSON, 2B	5	0	0	0	0	0	1	5	MONAHAN, RF	4	1	3	0	0	0	1	0
WHITLEY, SS	5	0	1	0	0	0	2	5	MILLER, 1B	4	0	0	0	0	0	11	0
HALLMAN, 3B	3	0	1	0	1	0	2	3	HAMPTON, 3B	4	1	1	1	0	1	0	2
PETERMAN, 1B	4	0	2	0	0	0	12	2	DUFFIE, DH	3	0	1	1	1	0	0	0
MSFARLAND, RF	4	0	1	0	0	2	1	0	EYDENBERG, C	4	0	2	0	0	0	7	0
JONES, DH-C	4	1	2	0	0	1	0	0	SCHROEDER, PR	0	0	0	0	0	0	0	0
ANDREWS, LF	4	2	2	2	0	1	2	0	MONIN, C	0	0	0	0	0	0	0	0
PROZZO, CF	3	0	2	0	0	0	3	0	BRIZEK, SS	3	0	0	0	1	0	2	4
SPENDIFF, C	4	0	1	1	0	1	3	1	MCCLEON, LF	3	0	0	0	0	1	0	0
ROTH, P							1	2	DEMOURA, 2B	3	0	0	0	1	0	3	6
									HUMPHREY, CF	3	0	0	0	0	0	3	1
									EMBLER, PH	1	0	0	0	0	0	0	0
									DAWSEY, P							0	4
									SAUVE, P							0	1
TOTALS	36	3	12	3	1	5	27	18	TOTALS	32	2	7	2	3	2	27	18

SCORE BY INNING	GEORGIA SOUTHERN	0	2	0	0	0	0	0	0	0	1						R	H	E
	CLEMSON	2	0	0	0	0	0	0	0	0	0						3	12	2
																	2	7	2

E- DAWSEY, SPENDIFF 2, BRIZEK
 DP- CLEMSON 3, GEORGIA SOUTHERN 1 LEFT- GEORGIA SOUTHERN 8, CLEMSON 7
 2B- EYDENBERG, MSFARLAND 3B- HAMPTON
 HR- ANDREWS (2)
 SB- MILLER (10), MCCLEON (4), ANDREWS (3), PROZZO (3), MONAHAN (9)
 CS- MILLER SH- PROZZO ~~SAUVE~~

GEORGIA SOUTHERN	AB	BF	IP	H	R	ER	BB	SO	CLEMSON	AB	BF	IP	H	R	ER	BB	SO
ROTH (W, 7-3)	32	36	9	7	2	2	3	2	DAWSEY	32	33	8	11	2	2	1	5
									SAUVE (L, 4-1)	4	5	1	1	1	1	0	0

WP- SAUVE ~~SAUVE~~ 3/30/94 ~~SAUVE~~
 HBP- MCCLEON (BY ROTH)
 T 2:24 A 8:00

CLEMSON vs. VIRGINIA
APRIL 1, 1994
UVA BASEBALL FIELD
CHARLOTTESVILLE, VA

CLEMSON	POS	AB	R	H	BI	BB	SO	PO	A	VIRGINIA	POS	AB	R	H	BI	BB	SO	PO	A
*SHANE MONAHAN	8	4	0	1	1	1	1	3	0	*ADAM ROBINSON	6	4	1	0	0	0	3	2	4
*MIKE HAMPTON	5	4	1	2	1	1	2	0	3	*R.J. SLUTZ	8	4	0	0	0	0	0	0	0
*DAVE MILLER	7	5	0	2	0	0	0	0	0	*JUSTIN COUNTS	2	4	0	2	2	0	0	10	2
*ANDY MONIN	DH	2	0	0	0	2	1	0	0	*BRIAN BUCHANAN	9	4	0	1	0	0	2	1	1
ANDRE HUMPHREY	PR	0	0	0	0	0	0	0	0	*PAT BRANSFORD	3	2	0	0	0	0	0	8	0
*MIKE EYDENBERG	2	5	0	3	0	0	0	9	1	JOHN GALLOWAY	PH	1	0	0	0	0	1	0	0
*SETH BRIZEK	6	4	0	0	0	0	2	2	4	MARK POST	3	0	0	0	0	0	0	3	0
*JASON EMBLER	3	4	1	1	0	0	2	12	1	SAM KAHN	PH	1	0	0	0	0	0	0	0
*DEXTER MCCLEON	9	3	1	0	0	1	1	0	0	*TIM COUGHLIN	4	4	0	0	0	0	3	1	1
*HOBY MORK	4	2	0	0	0	1	1	0	3	*MARC TAGLIERI	DH	3	0	0	0	0	0	0	0
*ANDY TAULBEE	1	0	0	0	0	0	0	0	0	*SHAWN MITCHELL	7	3	0	0	0	0	0	2	0
MICHAEL HOLTZ	1	0	0	0	0	0	0	0	0	*KEVIN FORD	5	2	1	1	0	1	1	0	5
S. WINCHESTER	1	0	0	0	0	0	0	1	0	*YATES HALL	1	0	0	0	0	0	0	0	0
										ERIC PARKER	1	0	0	0	0	0	0	0	0
										JOEL CANADY	1	0	0	0	0	0	0	0	0
										MATT MOORE	1	0	0	0	0	0	0	0	0
TOTALS		33	3	9	2	6	10	27	12	TOTALS		32	2	4	2	1	10	27	13

SCORE BY INNINGS:	1	2	3	4	5	6	7	8	9	R	H	E
CLEMSON	1	0	0	1	0	1	0	0	0	3	9	1
VIRGINIA	0	0	0	0	0	2	0	0	0	2	4	1

E: HOBY MORK, JUSTIN COUNTS
 DP: CLEMSON 0, VIRGINIA 0
 LOB: CLEMSON 11, VIRGINIA 4
 SB: MIKE HAMPTON (2), DAVE MILLER, DEXTER MCCLEON, BRIAN BUCHANAN
 CS: MIKE HAMPTON
 SH: ANDY MONIN

CLEMSON	IP	H	R	ER	BB	SO	VIRGINIA	IP	H	R	ER	BB	SO
*ANDY TAULBEE	5.1	4	2	1	1	4	*YATES HALL	6.0	6	3	2	5	8
MICHAEL HOLTZ	2.2	0	0	0	0	4	ERIC PARKER	1.0	2	0	0	0	1
S. WINCHESTER	1.0	0	0	0	0	2	JOEL CANADY	1.2	1	0	0	1	1
							MATT MOORE	0.1	0	0	0	0	0
TOTALS	9.0	4	2	1	1	10	TOTALS	9.0	9	3	2	6	10

W: ANDY TAULBEE (7-3) L: YATES HALL (3-3) SAVE: S. WINCHESTER (4)

WP: YATES HALL (2)
 HB: JOEL CANADY

UMPIRES: POWELL, SEBASTIAN, WOODALL TIME: 2:28 ATTENDANCE: 313

1994 BASEBALL
CLEMSON vs. VIRGINIA
4/2 at CHARLOTTEVILLE, VA

CLEMSON										VIRGINIA									
	POS	AB	R	H	BI	BB	SO	PO	A		POS	AB	R	H	BI	BB	SO	PO	A
*SHANE MONAHAN JR SS	8	4	3	3	0	2	0	0	0	*ADAM ROBINSON	6	4	2	2	2	0	1	1	3
*MIKE HAMPTON DP SS	5	5	1	4	3	1	0	0	4	*R.J. SLUTZ	8/7	4	0	1	1	0	1	1	0
*DAVID MILLER G-I	7	4	1	0	1	1	1	4	0	*JUSTIN COUNTS	2	4	0	0	0	0	1	6	0
*ANDY MONIN JR	2	5	1	1	3	0	1	7	1	*BRIAN BUCHANAN	9	4	0	0	0	0	1	2	0
*MIKE EYDENBERG	DH	5	1	2	0	0	0	0	0	*PAT BRANSFORD	D/3	3	1	0	0	1	1	0	0
ANDRE HUMPHREY	PR	0	1	0	0	0	0	0	0	*TIM COUGHLIN	4	2	0	0	0	0	1	2	6
*JASON EMBLER	3	4	0	1	0	1	1	12	1	SAM KAHN	PH	1	1	0	0	0	0	0	0
JASON DAWSEY	R/7	0	1	0	0	0	0	1	0	CHRIS JONES	4	1	0	0	0	0	0	0	0
*SETH BRIZEK HC, SF	6	4	1	2	3	0	0	1	1	*MARC TAGLIERI	3	3	0	1	0	0	0	12	1
*DEXTER MCCLEON SB-2	9	3	1	1	1	0	0	0	0	KEVIN FAHY	PR	0	1	0	0	0	0	0	0
*BRODIE SMITH Jop-I	4	4	0	0	0	0	1	1	3	*SHAWN MITCHELL	7	3	1	1	1	0	1	2	0
ERIC DEMOURA	P/A	1	0	0	0	0	1	0	0	DONNIE SEWARD	8	0	0	0	0	0	0	0	0
*BILLY KOCH	1	0	0	0	0	0	0	1	1	*KEVIN FORD	5	2	0	0	0	1	1	1	3
JAMIE EGGLESTON	1	0	0	0	0	0	0	0	0	*JOHN CAPPELMANN	1	0	0	0	0	0	0	0	0
KEN VINING	1	0	0	0	0	0	0	0	0	BRIAN MCGETTIGAN	1	0	0	0	0	0	0	0	0
S. WINCHESTER	1	0	0	0	0	0	0	0	2	JOEL CANADY	1	0	0	0	0	0	0	0	0
										MATT MOORE	1	0	0	0	0	0	0	0	0
										ERIC PARKER	1	0	0	0	0	0	0	0	0
										STEVE LINDNER	1	0	0	0	0	0	0	0	0
TOTALS		39	11	14	11	5	5	27	13	TOTALS		31	6	5	4	2	8	27	14

SCORE BY INNINGS:	1	2	3	4	5	6	7	8	9	R	H	E
CLEMSON	1	0	0	0	1	0	2	0	7	11	14	1
VIRGINIA	1	0	0	0	0	0	0	5	0	6	5	3

E: BRODIE SMITH, R.J. SLUTZ, KEVIN FORD, BRIAN MCGETTIGAN
 DP: CLEMSON 2, VIRGINIA 1
 LOB: CLEMSON 10, VIRGINIA 0
 2B: SHANE MONAHAN, MIKE HAMPTON (?)
 3B: SHANE MONAHAN
 HR: ANDY MONIN, SETH BRIZEK
 SB: SHANE MONAHAN, DEXTER MCCLEON (2)
 SH: SETH BRIZEK
 SF: DAVID MILLER, DEXTER MCCLEON

CLEMSON	IP	H	R	ER	BB	SO	VIRGINIA	IP	H	R	ER	BB	SO	
*BILLY KOCH	7.0	3	5	2	2	7	*JOHN CAPPELMANN	5.0	5	2	1	1	2	
JAMIE EGGLESTON	0.1	1	1	1	0	1	BRIAN MCGETTIGAN	2.0	1	2	1	1	1	
KEN VINING	0.0	1	0	0	0	0	JOEL CANADY	1.0	1	0	0	1	0	
S. WINCHESTER	1.2	0	0	0	0	0	MATT MOORE	0.1	4	5	4	0	0	
							ERIC PARKER	0.0	3	2	2	0	0	
							STEVE LINDNER	0.2	0	0	0	2	2	
TOTALS	33	9.0	5	6	3	2	8	TOTALS	48	9.0	14	11	8	5

W: S. WINCHESTER

L: MATT MOORE

WP: BILLY KOCH

HB: BRIAN MCGETTIGAN

UMPIRES: WOODALL, SEBASTIAN, POWELL

TIME: 2:38

ATTENDANCE: 461

1994 BASEBALL

CLEMSON vs. VIRGINIA

4/3 at CHARLOTTESVILLE, VA

CLEMSON										VIRGINIA										
	POS	AB	R	H	BI	BB	SO	PO	A		POS	AB	R	H	BI	BB	SO	PO	A	
	*SHANE MONAHAN HR SB	8/9	4	3	2	1	1	0	0	0		*ADAM ROBINSON	6	5	0	0	0	2	1	3
	JASON DANSEY 2B	P/9	1	0	1	0	0	0	0	0		*R.J. SLITZ	8	5	0	1	0	0	2	0
H	*MIKE HAMPTON G-I, 2B	5	3	3	2	0	1	1	0	2		*JUSTIN COUNTS	2	4	0	2	0	0	6	0
	PAUL GALLOWAY	P/5	1	0	0	0	0	1	0	0		*BRIAN BUCHANAN	9	4	1	2	1	0	1	0
	*DAVID MILLER 2B	7/3	5	1	2	3	0	0	2	0		*PAT BRANSFORD	3	3	0	0	0	0	10	0
	*ANDY MONIN SF	D/3	2	1	1	1	2	0	2	0		*MARK POST	P/3	1	0	0	0	0	1	0
	*MIKE EYDENBERG SF	2	2	1	1	2	1	0	11	1		*MARC TAGLIERI	PH	4	0	0	0	0	3	0
	*SETH BRIZEK DP E-3	6	4	2	3	0	1	1	1	4		*SHAWN MITCHELL	7	4	1	1	1	0	2	0
	*JASON EMBLER DP	3	2	0	0	0	1	1	7	0		*TIM COUGHLIN	5	4	2	2	1	0	0	5
	WILL CUFFIE	PH	1	0	1	2	0	0	0	0		*CHRIS JONES	4	3	0	1	0	1	0	3
	ANDRE HUMPHREY	8	1	0	0	0	0	0	0	0		*SETH GREISINGER	1	0	0	0	0	0	0	1
E	*DEXTER MOCLEON 2-GI	9/7	4	0	1	1	0	0	1	0		STEVE LINDNER	1	0	0	0	0	0	0	1
	*BRODIE SMITH	PH	1	0	0	0	0	0	0	0		JOEL CANADY	1	0	0	0	0	0	0	1
	*HOBY MORK DP	4	4	0	1	0	0	1	2	3		BRIAN MOGETTIGAN	1	0	0	0	0	0	0	1
	ERIC DEMOURA	P/4	1	0	0	0	0	0	0	0										
	*KRIS BENSON	1	0	0	0	0	0	0	0	1										
	JEFF KEPPEL	1	0	0	0	0	0	0	1	3										
TOTALS											TOTALS									
36 11 15 10 7 5 27 14											37 4 9 3 1 11 27 15									

Score by Innings:

	1	2	3	4	5	6	7	8	9	R	H	E
CLEMSON	0	1	1	0	2	1	3	3	0	11	15	4
VIRGINIA	0	0	1	0	1	1	1	0	0	4	9	2

E: SETH BRIZEK (3), DEXTER MOCLEON, CHRIS JONES, JOEL CANADY
 DP: CLEMSON 1, VIRGINIA 3
 LOB: CLEMSON 9, VIRGINIA 7
 2B: JASON DANSEY, MIKE HAMPTON, DAVID MILLER, BRIAN BUCHANAN
 HR: SHANE MONAHAN, BRIAN BUCHANAN, SHAWN MITCHELL, TIM COUGHLIN
 CS: ADAM ROBINSON
 SF: ANDY MONIN, MIKE EYDENBERG (2)

CLEMSON								VIRGINIA							
	BF	IP	H	R	ER	BB	SO		IP	H	R	ER	BB	SO	
*KRIS BENSON	29	7.0	8	4	3	1	10	*SETH GREISINGER	4.0	8	4	4	3	1	
JEFF KEPPEL	9	2.0	1	0	0	0	1	STEVE LINDNER	2.0	1	3	3	3	3	
								JOEL CANADY	1.0	4	4	4	1	0	
								BRIAN MOSETTIGAN	2.0	2	0	0	0	1	
TOTALS	38	9.0	9	4	3	1	11	TOTALS	9.0	15	11	11	7	5	

W: KRIS BENSON L: SETH GREISINGER

WP: SETH GREISINGER (2)

HB: SETH GREISINGER - Hampton

UMPIRES: SEBASTIAN, POWELL, WOODALL

TIME: 2:35

ATTENDANCE: 236

OFFICIAL NCAA BOX SCORE

Date 4/5/94 Time 7:15 PM Stadium TIGER FIELD City CLEMSON, S.C.

GEORGIA	AB	R	H	RBI	BB	SO	PO	A	CLEMSON	AB	R	H	RBI	BB	SO	PO	A
CRANE, CF	3	0	0	0	1	0	4	0	MONAHAN, CF-RF	4	2	3	0	1	0	2	0
INGRAM, DH	4	2	2	0	0	0	0	0	HAMPTON, 3B	5	0	2	2	0	0	1	3
POLO, LF	4	0	0	0	0	1	1	0	MILLER, LF	5	0	1	1	0	1	0	0
HALEY, 3B	3	0	1	1	1	0	0	0	MONIN, DH	3	2	1	0	1	0	0	0
ARENAS, SS	4	0	0	0	0	0	2	5	EYDENBERG, C	4	1	3	0	0	0	4	0
WHITTEMORE, C	4	0	0	0	0	0	6	1	BRIZEK, SS	4	0	0	0	0	1	1	5
STOWERS, RF	3	1	2	1	0	0	1	0	EMBLER, 1B	3	0	0	0	1	1	13	2
HAMRICK, 1B	3	0	0	0	0	1	5	0	MCCLEON, RF	2	0	1	2	1	1	0	0
MCCRANIE, 2B	2	0	0	0	1	1	3	2	HUMPHREY, PH-CF	1	0	1	0	0	0	1	0
STEPHENS, P							1	1	MORRIS, 2B	1	1	0	0	2	0	3	4
ZGONC, P							1	0	GALLAWAY, PH	1	0	0	0	0	0	0	0
									DEMOURA, 2B	0	0	0	0	0	0	0	0
									WATSON, P							2	1
									HOLTZ, P							0	1
TOTALS	30	3	5	2	3	3	24	9	TOTALS	33	6	12	5	6	4	27	16

															R	H	E	
SCORE BY INNINGS	GEORGIA	1	1	0	0	0	0	0	1						-	3	5	1
	CLEMSON	1	2	1	0	2	0	0	0	X					-	6	12	1

E-HAMRICK BRIZEK

DP-GEORGIA 1, CLEMSON 3 LEFT-GEORGIA 3, CLEMSON 9

2B-HALEY ~~BRIZEK~~

HR-STOWERS (3)

SB-INGRAM (5), HAMPTON (19), MONAHAN (11)

CS-HUMPHREY ~~BRIZEK~~ ~~BRIZEK~~

GEORGIA	AB	BF	IP	H	R	ER	BB	SO	CLEMSON	AB	BF	IP	H	R	ER	BB	SO
STEPHENS (4, 0-2)	22	27	5	9	6	5	5	3	WATSON (W, 2-1)	25	28	8	4	2	2	3	3
ZGONC	11	12	3	3	0	0	1	1	HOLTZ	5	5	1	1	1	0	0	0

WP-STEPHENS PB-WHITTEMORE ~~BRIZEK~~

~~BRIZEK~~

U-THOMPSON, KRAMER AND PITTMAN

T-2:14

A-500

4/5/94

OFFICIAL NCAA BOX SCORE

Date 4/6/94 Time _____ Stadium SARGE FRYE FIELD City COLUMBIA, S. C.

CLEMSON	AB	R	H	RBI	BB	SO	PO	A	SOUTH CAROLINA	AB	R	H	RBI	BB	SO	PO	A
SHANE MCNAHAN, RF	5	3	3	1	0	0	0	0	MARK GUGINO, LF	4	1	1	0	0	0	3	0
MIKE HAMPTON, 3B	5	1	1	0	0	3	0	2	STACY STOKES, 2B	4	1	1	0	0	1	3	1
DAVID MILLER, LF	4	2	3	3	0	0	0	0	MAC WHITE, CF	4	0	3	2	0	1	0	0
ANDY MONIN, DH	3	0	0	0	1	0	0	0	ROB DEBOER, DH	4	0	0	0	0	2	0	0
MIKE EYDENBERG, C	5	0	2	1	0	1	4	0	RAY BAKSH, 1B	4	0	0	0	0	2	7	3
JASON EMBLER, 1B	4	0	1	0	1	1	10	0	MIKE TARTER, C	3	0	0	0	0	1	7	0
SETH BRIZEK, SS	3	0	0	0	1	1	0	6	CHRIS DIAZ, PH	1	0	0	0	0	1	0	0
HOBY MORK, 2B	2	0	0	0	0	1	0	2	RYAN SZWEJBKA, SS	2	0	0	0	1	2	3	3
WILL DUFFIE, PH	1	0	0	0	0	0	0	0	CRAIG DOUR, 3B	3	0	0	0	0	3	0	3
ERIC DEMOURA, 2B	1	1	1	0	0	0	0	0	MIKE DEZENZO, RF	3	0	0	0	0	0	2	0
ANDRE HUMPHREY, CF	1	0	0	0	0	0	3	0	JASON HAYNIE, P	0	0	0	0	0	0	1	3
JASON DAWSEY, P	0	0	0	0	0	0	0	0	WALLY MAYNARD, P	0	0	0	0	0	0	1	0
SCOTT WINCHESTER, P	0	0	0	0	0	0	0	0	J.J. PEARSALL, P	0	0	0	0	0	0	0	0
									CRAIG ROSS, P	0	0	0	0	0	0	0	0
TOTALS	34	7	11	5	3	7	27	10	TOTALS	32	2	5	2	1	13	27	13

SCORE BY
INNINGS

CLEMSON
SOUTH CAROLINA

1 0 0
1 0 1

0 0 2
0 0 0

1 0 3
0 0 0

— — —
— — —

— — —
— — —

R H E
7 11 0
2 5 2

E—SZWEJBKA, DOUR

DP—SOUTH CAROLINA 1

LEFT—Clemson 8, South Carolina 4

2B—WHITE, GUGINO, MCNAHAN, EYDENBERG

SB—MCNAHAN 2 MILLER

CS—MCNAHAN, MILLER

SH—MONIN HUMPHREY

SB—

CLEMSON	IP	H	R	ER	BB	SO	SOUTH CAROLINA	IP	H	R	ER	BB	SO
JASON DAWSEY	8	5	2	2	1	11	JASON HAYNIE	5 $\frac{2}{3}$	7	3	2	1	6
SCOTT WINCHESTER	1	0	0	0	0	2	WALLY MAYNARD	2 $\frac{2}{3}$	1	2	1	1	0
							J.J. PEARSALL	$\frac{1}{3}$	2	2	2	0	1
							CRAIG ROSS	$\frac{1}{3}$	1	0	0	1	0

DAWSEY PITCHED TO 1 BATTER IN 4TH

WINNER—DAWSEY (4-1) LOSER—HAYNIE (6-3)

WP—MAYNARD, WINCHESTER

HBP—HUMPHREY BY HAYNIE, MILLER BY HAYNIE, HUMPHREY BY MAYNARD

U—PL-TIM CROSS, 1B-JACK COX, 3B-BOB BLACK

T—3:00

A—42.02

4/6/94

Date 4-8-94 Time 7:15 Stadium Tiger Field City Clemson, SC

Date 4-8-94 Time 7:15 Stadium Tiger Field City Clemson, SC

		R			H			E										
SCORE BY INNINGS	NC State	3	3	0	0	0	1	1	0	0	0				-	8	12	1
	Clemson	1	0	0	0	4	0	0	3	0	2				-	10	13	5

E- Monahan, Miller, Eydenberg, Embler, Brizek, Barkett
DP- CU 1 NCS-0 LEFT- CU 13 NC state 8
2B- Hampton, Mack, Monin, Wells 3B- Eydenberg
HR- Hampton, Brizek, Wells
SB- none
CS- - SH- Ross, B. Smith (CU) SF- Clougherty, Miller, Embler

[illegible]

WP- Siegel 1, Lucas 2 PB- — BK- —
HBP- Hampton
U- Morris Waller Gullier T- 3:13 A- 2671

OFFICIAL NCAA BOX SCORE

Date 4/9/94 Time 2:00 PM Stadium TIGER FIELD City CLEMSON, S.C.

N.C. STATE	AB	R	H	RBI	BB	SO	PO	A	CLEMSON	AB	R	H	RBI	BB	SO	PO	A
SGIO, 2B	2	2	0	0	2	1	0	1	MONAHAN, RF	4	3	2	1	2	0	0	0
TRACEY, 3B	4	0	0	0	0	4	2	0	HAMPTON, 3B	3	1	0	1	1	0	0	1
WELLS, RF	4	1	1	2	0	2	4	0	MILLER, LF-1B	5	1	2	3	0	1	1	0
EDENS, LF	3	1	2	1	1	1	4	0	MONIN, DH	5	0	1	1	0	2	0	0
BARKETT, 1B	4	0	0	0	0	2	5	0	EYDENBERG, C	4	1	1	0	1	0	15	2
CLOUGHERTY, DH	4	1	2	2	0	1	0	0	EMBLER, 1B	2	0	1	2	2	1	4	1
FERBY, SS	4	0	0	0	0	1	3	2	MCLEON, PH-LF	1	0	0	0	0	0	0	0
WINKLER, CF	1	0	0	0	1	1	0	0	BRIZEK, SS	4	0	3	0	1	0	1	0
CARSWELL, PH-CF	2	0	0	0	0	1	0	0	SMITH, 2B	4	1	1	0	0	0	0	2
LASATER, C	2	0	0	0	0	1	3	0	DUFFIE, PH	0	0	0	0	1	0	0	0
LAWLER, C	2	0	0	0	0	2	3	0	DEMOURA, PR-2B	0	0	0	0	0	0	0	0
JONES, P							0	0	HUMPHREY, CF	2	1	0	0	0	2	3	0
BOU, P							0	0	GALLOWAY, PH	0	0	0	0	0	0	0	0
HILLIER, P							0	1	DAWSEY, PR-CF	1	1	0	0	0	0	0	0
STUTZ, P							0	1	KOCH, P							1	1
									VINING, P							0	0
TOTALS	32	5	5	5	4	17	24	5	TOTALS	35	9	11	8	8	6	27	7

SCORE BY	N.C. STATE	1	0	0	0	0	0	0	1	2	1						R H E
INNINGS	CLEMSON	0	0	4	2	1	0	2	0	X							5 5 3
																	9 11 1

1- FERBY, LASATER, BARKETT, HUMPHREY
2- N.C. STATE 1 LEFT- N.C. STATE 4, CLEMSON 14
3- EDENS
4- WELLS (18), CLOUGHERTY (8)
5- MILLER (13), EYDENBERG (1), HUMPHREY (1), MONAHAN 2 (14), MONIN (1)
6- HAMPTON

N.C. STATE	AB	BF	IP	H	R	ER	BB	SO	CLEMSON	AB	BF	IP	H	R	ER	BB	SO
JONES (L, 3-1)	10	15	2 2/3	2	4	4	5	3	KOCH (W, 3-0)	27	31	7 2/3	4	4	3	4	13
BOU	8	10	1 1/3	4	2	2	1	0	VINING	5	5	1 1/3	1	1	1	0	4
HILLIER	10	12	2	4	3	0	0	2									
STUTZ																	

7- JONES 2, KOCH 2, STUTZ
8- EYDENBERG 3, LAWLER 2
9- HUMPHREY (BY BOU), GALLOWAY (BY HILLIER), HAMPTON (BY STUTZ)
10- WALLER, GUILLIER AND MORRIS
T- 2:39 A- 3,600

OFFICIAL NCAA BOX SCORE

Time 2:00 PM

Stadium TIGER FIELD

City CLEMSON, S.C.

N.C. STATE	AB	R	H	RBI	BB	SO	PO	A	CLEMSON	AB	R	H	RBI	BB	SO	PO	A
SERGIO, 2B	4	0	2	0	0	1	4	8	MONAHAN, RF	5	1	2	0	0	0	2	0
JACEY, 3B	4	0	1	0	1	0	1	1	HAMPTON	5	3	3	0	0	1	2	1
WELLS, CF-RF	4	0	0	0	1	4	4	0	MILLER, LF	5	0	2	1	0	0	2	0
EDENS, RF-LF	5	1	1	0	0	2	1	0	MONIN, C	4	0	3	2	1	0	15	1
BARKETT, 1B	5	2	2	2	0	1	9	1	EYDENBERG, DH	5	0	1	1	0	0	0	0
CLOUGHERTY, LF	3	0	0	0	1	3	1	0	EMBLER, 1B	4	1	1	1	0	0	4	1
ROSS, LF	0	0	0	0	0	0	0	0	BRIZEK, SS	4	1	2	1	0	0	3	1
FERBY, SS	4	1	1	1	0	0	3	4	SMITH, 2B	4	0	1	0	0	1	0	1
COMBS, DH	3	1	1	2	0	2	0	0	HUMPHREY, CF	2	0	0	0	0	1	0	0
CARSWELL, PH	1	0	0	0	0	1	0	0	DUFFIE, PH	1	0	0	0	0	0	0	0
LASATER, C	3	0	0	0	0	1	3	0	DAWSEY, CF	1	0	0	0	0	0	1	0
RAMBUSCH, P							2	0	BENSON, P							1	1
FLOWERS, P							0	0	HOLTZ, P							0	0
SIEGEL, P							0	0									
TO LS	36	5	8	5	3	15	28	14	TOTALS	40	6	15	4	1	3	30	6

CORE BY WININGS	N.C. STATE
	CLEMSON

1	0	3
0	0	0

0		
1		

5	8	0
6	15	1

(ONE OUT WHEN WINNING RUN SCORED)

— HUMPHREY

P-N.C. STATE 3, CLEMSON 1 LEFT-N.C. STATE 6, CLEMSON 7

B-HAMPTON, TRACEY, FERBY 38-MONAHAN

R-BARKETT 2(4), COMBS (6), EMBLER (2), BRIZEK (7)

B-SERGIO (6)

~~SH~~ _____ SH - SERGIO

[illegible]

R BUSCH FACED 1 BATTER IN 8th

P-BENSON 2, HOLTZ

BP-LASATER (BY BENSON)

- GUILLIER, MORRIS AND WALL

T- 2:25

A- 1,800

Date 4/12/94 Time 7:15 Stadium TIGER FIELD City CLEMSON, S.C.

Date 4/12/94 Time 7:15 Stadium TIGER FIELD

by CLEMSON, S.C.

SCORE BY INNINGS

APPALACHIAN STATE	0	0	0	0	0	1	0	0	1							-	2	6	3
CLEMSON	2	0	0	0	0	0	3	3	X							-	8	9	0

AR	RR	IP	H	R	ER	BB	S
----	----	----	---	---	----	----	---

BOONACK FACED 2 BATTERS IN 7th

4/12/94

11. KRAMER AND MANDERS T- 2:41 A- 300

* CORRECTED COPY *

OFFICIAL NCAA BOX SCORE

Date 4/13/94 Time Stadium Sarge Frye Field City Columbia, S.C.

CLEMSON	AB	R	H	RBI	BB	SO	PO	A	SOUTH CAROLINA	AB	R	H	RBI	BB	SO	PO	A
SHANE MONAHAN, CF-RF	8	1	0	0	0	3	3	0	MARK GUGINO, LF	9	2	4	0	0	0	3	0
MIKE HAMPTON, 3B	7	0	2	0	0	1	1	3	STACY STOKES, 2B	8	0	2	1	1	2	2	8
DAVID MILLER, LF	6	0	3	1	1	0	4	0	MAC WHITE, CF	7	0	2	1	1	1	2	0
ANDY MONIN, DH	8	0	2	0	0	2	0	0	ROB DEBOER, C	7	0	0	0	1	4	13	1
MIKE EYDENBERG, C	6	2	2	0	1	1	13	0	TED ROSE, DH	6	0	3	0	1	1	0	0
JASON EMBLER, 1B	8	1	1	0	0	2	18	2	RANDY STEGALL, 3B	7	0	0	0	0	2	1	3
SETH BRIZEK, SS	6	0	0	0	0	1	2	7	CHRIS DIAZ, 1B	4	0	0	0	1	0	16	1
ERIC DEMOURA, 2B	7	0	3	1	0	2	3	6	MIKE TARTER, PH	0	0	0	0	1	0	0	0
DEXTER MCCLEON, RF	2	0	0	0	0	0	0	0	RAY BAKSH, 1B	2	0	0	0	0	1	9	0
WILL DUFFIE, PH	1	0	0	0	0	1	0	0	RYAN SZWEJBKA, SS	3	0	0	0	0	1	2	3
JASON DAWSEY, CF	2	0	0	0	2	0	2	0	BRIAN HUCKS, PH	1	0	1	0	0	0	0	0
ANDY TAULBEE, P	0	0	0	0	0	0	2	2	SEAN EDWARDS, PR	0	1	0	0	0	0	0	0
SCOTT WINCHESTER, P	0	0	0	0	0	0	0	0	CRAIG DOOR, SS	4	1	1	0	0	0	1	4
MICHAEL HOLTZ, P	0	0	0	0	0	0	0	0	MIKE DEZENZO, RF	7	1	3	2	0	1	1	0
JAMIE EGGLESTON, P	0	0	0	0	0	0	2	1	SCOTT PACE, P	0	0	0	0	0	0	0	2
KEN VINING, P	0	0	0	0	0	0	0	0	WALLY MAYNARD, P	0	0	0	0	0	0	0	1
									CRAIG ROSS, P	0	0	0	0	0	0	1	2
									JIM STOPS, P	0	0	0	0	0	0	0	0
									J.T. PEARFALL, P	0	0	0	0	0	0	0	0
TOTALS	61	4	13	2	4	13	50	21	TOTALS	65	5	16	4	6	13	51	25

SCORE BY INNINGS

CLEMSON

SOUTH CAROLINA

0	0	0
1	0	0

0	2	0
0	0	0

0	1	0
0	0	2

0	0	0
0	0	0

1	0	0	0	0	4	13	2
1	0	0	0	1	5	16	5

2 OUT WHEN WINDING RUN SCORED

E- STEGALL 2, DEMOURA 2, MAYNARD, STOKES, DEBOER

DP- CLEMSON 1, SOUTH CAROLINA 3 LEFT- Clemson 14, South Carolina 19

2B- HAMPTON, GUGINO, MONIN, HUCKS, EYDENBERG, ROSE

HR- DEZENZO (3)

SB- WHITE 2, GUGINO 2, MILLER 2, MONIN, MONAHAN CS- DEMOURA

SH- BRIZEK, HAMPTON, DEZENZO

CLEMSON	IP	H	R	ER	BB	SO	SOUTH CAROLINA	IP	H	R	ER	BB	SO
ANDY TAULBEE	8 1/3	8	3	3	0	6	SCOTT PACE	6	7	2	1	0	3
SCOTT WINCHESTER	2	2	0	0	3	3	WALLY MAYNARD	3	3	1	1	1	7
MICHAEL HOLTZ	4 1/3	4	1	0	3	4	CRAIG ROSS	4	2	1	0	1	0
JAMIE EGGLESTON	2	1	1	1	0	0	JIM STOPS	2	0	0	0	0	1
K VINING	0	0	0	0	0	0	J.T. PEARFALL	0	0	0	0	0	0
WINNER- PEARFALL (2-3)							LOSER- EGGLESTON (0-1)						

WP- MAYNARD

HBP- ROSE BY TAULBEE, MILLER BY PACE, STEGALL BY TAULBEE, EYDENBERG BY ROSS

U- PLESTAVE MANDERS, 1B. HEURY ROWTREE, 3B. JIM WALLER

DUKE UNIVERSITY

1994 BASEBALL

CLEMSON (37-8, 13-0) vs. BLUE DEVILS (21-14, 4-6)

4/15 at JACK COOMBS FIELD

CLEMSON										BLUE DEVILS									
	POS	AB	R	H	BI	BB	SO	PO	A		POS	AB	R	H	BI	BB	SO	PO	A
*SHANE MONAHAN	RF	5	0	1	1	0	0	0	0	*LUIS DUARTE	RF	4	2	3	0	1	1	4	0
*MIKE HAMPTON	3B	2	3	2	0	3	0	1	2	*RYAN JACKSON	CF	5	2	1	0	0	1	1	0
*DAVID MILLER	LF	5	1	2	1	0	0	2	0	*SCOTT PINONI	1B	3	0	1	1	0	0	12	2
*ANDY MONIN	1B	5	0	0	0	0	2	0	0	*SEAN MCNALLY	3B	3	0	2	2	0	1	0	3
*MIKE EYDENBURG	C	4	0	0	1	0	1	10	0	*MIKE KING	1B	4	1	1	3	0	2	0	0
*SETH BRITZER	SS	4	1	1	0	0	1	1	4	*JEFF PISCORIK	2B	3	0	0	0	1	1	0	1
*JASON EMELER	1B	4	2	2	1	0	0	9	1	*FRANKIE CHIOU	SS	4	0	0	0	0	2	2	3
*BRODY SMITH	2B	1	0	0	0	0	0	0	2	*RAY FARMER	LF	3	0	0	0	1	0	3	1
ERIC DEMCORA	2B	2	0	0	0	0	0	1	1	*CHRIS HAMMOND	C	2	1	0	0	1	2	3	0
*JASON DAWSEY	CF	3	0	1	1	0	0	3	0	CASEY JOWERS	PH	1	0	0	0	0	0	0	0
*BILLY KOCH	P	0	0	0	0	0	0	0	1	*JOSH SHIPMAN	P	0	0	0	0	0	0	2	2
JEFF KEFFEN	P	0	0	0	0	0	0	0	0	DAVID DARWIN	P	0	0	0	0	0	0	0	0
SCOTT WINCHESTER	P	0	0	0	0	0	0	0	0	SCOTT SCHOENEWEIS	P	0	0	0	0	0	0	0	0
TOTALS		35	7	9	5	3	4	27	11	TOTALS		32	6	8	6	4	10	27	12

SCORE BY INNINGS:	1	2	3	4	5	6	7	8	9	R	H	E
CLEMSON	1	1	1	2	0	0	2	0	0	7	9	1
BLUE DEVILS	1	0	1	0	4	0	0	0	0	6	8	1

E: MIKE HAMPTON, SCOTT SCHOENEWEIS
 DP: CLEMSON 1, BLUE DEVILS 1
 LOB: CLEMSON 6, BLUE DEVILS 5
 2B: DAVID MILLER, LUIS DUARTE
 HR: JASON EMELER, MIKE KING
 SB: MIKE HAMPTON, FRANKIE CHIOU
 SH: BRODY SMITH
 SF: JASON DAWSEY, SCOTT PINONI, SEAN MCNALLY

CLEMSON							BLUE DEVILS						
	IP	H	R	ER	BB	SO		IP	H	R	ER	BB	SO
*BILLY KOCH	4.2	6	6	6	4	6	*JOSH SHIPMAN	4.0	6	5	5	2	1
JEFF KEFFEN	2.1	2	0	0	0	3	DAVID DARWIN	1.0	0	0	0	0	2
SCOTT WINCHESTER	2.0	0	0	0	0	1	SCOTT SCHOENEWEIS	4.0	3	2	1	1	1
TOTALS	9.0	8	6	6	4	10	TOTALS	9.0	9	7	6	3	4

W: JEFF KEFFEN (1-0, 1-0) L: SCOTT SCHOENEWEIS (5-1, 1-1) SAVE: SCOTT WINCHESTER (5)

WP: JOSH SHIPMAN (2), SCOTT SCHOENEWEIS

UMPIRES: MICKEY FUQUA, WAYNE MORRIS, BULLITT ALEXANDER TIME: 2:14 ATTENDANCE: 400

DUKE UNIVERSITY
1994 BASEBALL
CLEMSON (37-9, 13-1) vs. BLUE DEVILS (22-14, 5-6)
4/16 at JACK COOMBS FIELD

CLEMSON										BLUE DEVILS									
	POS	AB	R	H	RT	BB	SO	PO	A		POS	AB	R	H	RT	BB	SO	PO	A
*SHANE MCNAHAN	CF	5	0	1	0	0	0	4	0	*LUIS DUARTE	RF	3	1	2	0	2	1	3	0
*MIKE HAMPTON	3B	5	1	1	1	0	0	2	1	*RYAN JACKSON	CF	4	0	1	0	1	0	4	0
*DAVID MILLER	LF	5	0	3	1	0	0	1	0	*SCOTT PINONI	1B	4	2	3	3	0	1	11	1
*ANDY MONIN	C	5	0	1	0	0	0	4	1	*SEAN MCNALLY	3B	5	1	2	0	0	0	1	5
*SETH BRIZEK	SS	5	1	0	1	0	1	2	7	*MIKE KING	LF	4	0	1	0	0	0	0	0
*JASON EMBLER	1B	4	2	2	0	1	0	7	0	*CASEY JOWERS	DH	2	0	0	0	0	0	0	0
*PAUL GALLOWAY	DH	4	1	2	0	1	0	0	0	RAY FARMER	CF	3	1	1	2	0	1	1	0
*ERIC DEMOURA	2B	4	1	1	1	0	0	4	1	*JEFF PISCORIK	2B	5	1	3	1	0	0	3	4
*DEXTER MCCLON	RF	4	1	1	2	0	0	0	0	*FRANKIE CHIOU	SS	5	1	2	1	0	1	1	3
*JASON DAWSEY	P	0	0	0	0	0	0	1	0	*CHRIS HAMMOND	C	4	1	3	1	0	0	3	0
MICHAEL HOLTZ	P	0	0	0	0	0	0	0	0	RANDY GOODROE	C	0	0	0	0	0	0	0	0
SCOTT WINCHESTER	P	0	0	0	0	0	0	0	0	*SCOTT SCHOENEWEIS	P	0	0	0	0	0	0	0	1
JAMIE EGGLESTON	P	0	0	0	0	0	0	0	0	DAVID DARWIN	P	0	0	0	0	0	0	0	0
TOTALS										TOTALS									
41 7 12 6 2 1 25 10										39 8 18 8 3 4 27 14									

DUKE UNIVERSITY
1994 BASEBALL
CLEMSON (38-9, 14-1) vs. BLUE DEVILS (22-15, 5-7)
4/17 at JACK COOMBS FIELD

CLEMSON	POS	AB	R	H	RI	BB	SO	PO	A	BLUE DEVILS	POS	AB	R	H	RI	BB	SO	PO	A
*SHANE MONAHAN	CF	5	1	2	0	0	0	2	0	*LOUIS DURRIS	RF	4	0	1	0	1	1	3	0
*MIKE HAMPTON	3B	3	3	0	0	2	1	0	3	*RYAN JACKSON	CF	3	0	1	0	2	0	3	0
*DAVID MILLER	LF	4	2	4	3	1	0	1	0	*SCOTT PININI	1B	4	0	0	0	0	2	8	1
*MIKE EYDENBURG	C	5	0	2	1	0	0	6	2	*SEAN McNALLY	3B	4	0	1	0	0	0	0	3
*WILL DUFFIE	DH	1	0	0	0	2	0	0	0	*MIKE KING	LF	4	0	0	0	0	2	2	0
PAUL GALLOWAY	DH	2	0	0	0	0	0	0	0	*JEFF PISCORNIK	2B	3	0	0	0	1	0	2	1
*JASON EMELER	1B	4	0	1	3	0	0	7	1	*FRANKIE CHIOU	SS	3	0	1	0	0	0	1	5
*SETH BRIZEK	SS	4	0	2	0	0	0	4	6	*CASEY JOWERS	DH	3	0	2	0	0	0	0	0
*ERODIE SMITH	2B	3	0	0	0	0	1	4	0	SCOTT BLES	CF	1	0	0	0	0	0	1	0
ERIC DEMOURA	2B	2	0	0	0	0	2	1	1	*CHRIS HAMMOND	C	4	0	1	0	0	1	6	0
*DEXTER MCCLAREN	RF	5	1	1	0	0	1	2	0	*JIM SANDER	P	0	0	0	0	0	0	0	1
*KRIS BENSON	P	0	0	0	0	0	0	0	0	WILL BARR	P	0	0	0	0	0	0	1	0
JEFF SAUVE	P	0	0	0	0	0	0	0	0										
TOTALS		38	7	12	7	5	5	27	13	TOTALS		33	0	7	0	4	6	27	11

SCORE BY INNING:	1	2	3	4	5	6	7	8	9	R	H	E
CLEMSON	2	0	0	0	2	1	0	2	0	7	12	1
BLUE DEVILS	0	0	0	0	0	0	0	0	0	0	7	0

E: MIKE HAMPTON
DP: CLEMSON 1, BLUE DEVILS 0
LOB: CLEMSON 11, BLUE DEVILS 11
SB: SHANE MONAHAN, MIKE HAMPTON, DAVID MILLER, DEXTER MCCLAREN
SF: JASON EMELER

CLEMSON	IP	H	R	ER	BB	SO	BLUE DEVILS	IP	H	R	ER	BB	SO
*KRIS BENSON	8.0	7	0	0	4	5	*JIM SANDER	5.0	6	4	4	4	1
JEFF SAUVE	1.0	0	0	0	0	1	WILL BARR	1.0	1	1	1	1	0
							RYAN JACKSON	3.0	5	2	2	0	4
TOTALS	9.0	7	0	0	4	6	TOTALS	9.0	12	7	7	5	5

W: KRIS BENSON (6-0, 3-0) L: JIM SANDER (2-2, 0-1)

WP: JIM SANDER, WILL BARR
HB: by KRIS BENSON (Chiou), by JIM SANDER (Brizek)

UMPIRES: ELLIOTT ALEXANDER, MICKEY FUGUA, WAYNE MORRIS

TIME: 2:28

ATTENDANCE: 475

OFFICIAL NCAA BOX SCORE

Date April 18, 1994 Time 7:00 PM Stadium Tiger Field City Clemson, SC

Charleston Southern	AB	R	H	RBI	BB	SO	PO	A	Clemson	AB	R	H	RBI	BB	SO	PO	A
Mike Creel, LF	5	0	2	1					Shane Monahan, CF	3	0	0	0				
B.J. Bellush, SS	3	1	2	0					Jason Dawsey, RF	2	1	2	1				
Quincy Bord, C	4	1	0	0					Mike Hampton, 3B	2	1	0	0				
Tom Kruse, 1B	2	1	1	2					Paul Galloway, 3B	2	1	1	1				
Stuart Lato, 1B	1	1	0	0					David Miller, LF	6	2	3	1				
Ed Scopelitis, RF	2	0	0	0					Andy Monin, DH	3	3	2	1				
Peter Blanco, RF	1	1	0	0					Brodie Smith, DH	1	0	1	1				
Pete Powers, 3B	5	0	0	0					Will Duffie, C	1	3	1	1				
Bo Bundrick, DH	2	0	0	0					Tim Frantz, C	1	0	0	0				
William Campbell, CF	3	1	0	2					Jason Embler, 1B	2	1	1	2				
Scott Peek, 2B	4	0	2	1					Andre Humphrey, CF	2	1	0	0				
TOTALS	36	6	7	6					Seth Brizek, SS	3	2	1	1				
									Hoby Mork, 2B	2	0	1	1				
									Eric Demoura, 2B	2	0	2	3				
									Brian Schroeder, SS	2	0	0	0				
									Dexter McCleon, RF	4	1	1	0				
									TOTALS	38	16	16	13				

CORE BY	Charleston Southern	0	0	0	0	0	3	0	3	0							R H E
INNINGS	Clemson	0	3	4	3	0	0	1	5	X							6 7 5

E- MAAS 2, Bellush, Campbell, Creel
 DP- CU 2 Char. So. 3 LEFT- CU 13 Char. So. 9
 2B- MONIN, DEMOURA, KRUSE 3B- DAWSEY, GALLOWAY, MILLER
 HR- _____
 SB- Bellush, Miller, McCleon
 CS- _____ SH- _____ SF- _____

Charleston Southern	AB	BF	IP	H	R	ER	BB	SO	Clemson	AB	BF	IP	H	R	ER	BB	SO
Jim MAAS (LS-8)		19	3	7	7	6	4	0	Mark Watson (W 4-1)		18	5	2	0	0	2	9
Tim Yohe		14	2	2	3	2	6	2	Ken Vining		7	0.2	1	3	3	3	0
Mike Klempeter		8	1	2	1	1	3	0	Brian Matz		5	1.1	1	0	0	1	0
Steve Reynolds		3	1	0	0	0	0	0	Jeff Keppen		7	0.2	2	3	3	2	1
Lee Miller		9	1	5	5	5	2	1	Jamie Eggleston		5	1.1	1	0	0	0	1

VP- MAAS, Yohe, Klempeter 3 PB- _____ BK- _____
 HBP- By Vining (Bellush), by Keppen (Bundrick)
 T- 3:13 A- 300

The Automated ScoreBook

Clemson Tigers vs Georgia Bulldogs Apr 19, 1994 at Athens, Ga.

Clemson Tigers 10

Georgia Bulldogs 6

Name	Pos	AB	R	H	RBI	BB	SO	PO	A
Monahan	rf	5	1	3	4	0	0	3	0
Hampton	3b	4	2	1	0	1	0	4	1
Miller	lf	5	1	2	1	0	1	0	0
Monin	dh	4	0	1	2	0	0	0	0
Eydenberg	c	4	1	3	1	1	0	9	0
Embler	1b	5	0	2	1	0	0	8	0
Brizek	ss	5	1	1	0	0	2	1	3
DeMoura	2b	5	1	1	0	0	0	1	5
Dawsey	cf	3	3	2	0	1	0	1	0
Taulbee	p	0	0	0	0	0	0	0	1
Sauve	p	0	0	0	0	0	0	0	0

Name	Pos	AB	R	H	RBI	BB	SO	PO	A
Crane	cf	5	0	1	0	0	2	2	0
Arenas	ss	4	1	0	0	0	1	1	3
Polo	lf	4	1	2	3	0	0	2	0
Haley	3b	4	1	1	0	0	1	0	4
Stowers	rf	4	0	1	0	0	1	2	0
Nylen	dh	4	2	3	2	0	1	0	0
Hamrick	1b	4	0	0	0	0	2	11	2
Whittemore	c	4	0	1	0	0	1	3	2
McCranie	2b	3	1	1	1	1	0	4	4
Hill	p	0	0	0	0	0	0	1	0
Hyatt	p	0	0	0	0	0	0	0	0
Zgonc	p	0	0	0	0	0	0	1	0
Barylak	p	0	0	0	0	0	0	0	0

Totals..... 40 10 16 9 3 3 27 10

Totals..... 36 6 10 6 1 9 27 15

Score by innings: R H E

Clemson Tigers	110	116	000	-	10	16	0
Georgia Bulldogs	010	011	300	-	6	10	1

E - Hyatt.

DP - Tigers 1, Bulldogs 1. LOB - Tigers 8, Bulldogs 4.

2B - Dawsey, Embler, Eydenberg, Monahan 2, Nylen.

HR - Eydenberg, Nylen, Polo.

SB - Hampton.

SH - Dawsey. SF - Monin.

Clemson Tigers	IP	H	R	ER	BB	SO	Georgia Bulldogs	IP	H	R	ER	BB	SO
Taulbee	6.2	10	6	6	1	4	Hill	5.0	9	4	4	2	2
Sauve	2.1	0	0	0	0	5	Hyatt	0.0	4	5	4	0	0
							Zgonc	3.0	3	1	0	1	1
							Barylak	1.0	0	0	0	0	0

Winner - Taulbee. Loser - Hill. Save - None.

WP - Hill.

Umpires - K. Eldridge, T. Thompson, K. Couch Time: 2:19 Attendance: 825

WP - Taulbee (8-3)

LP - Hill (4-4)

Georgia (16-19)

Clemson (40-9)

OFFICIAL NCAA BOX SCORE

Date 4/20/94 Time 7:15 PM Stadium TIGER FIELD City CLEMSON, S.C.

SOUTH CAROLINA										CLEMSON									
AB	R	H	RBI	BB	SO	PO	A			AB	R	H	RBI	BB	SO	PO	A		
GUGINO, LF	4	1	1	0	1	2	0			MONAHAN, RF	4	1	1	0	1	1	0		
STOKES, 2B	4	0	0	1	1	4	6			HAMPTON, 3B	4	1	2	0	1	2	0	3	
WHITE, CF	3	1	1	1	0	1	0			MILLER, LF-1B	4	0	0	0	1	0	0	0	
DEBOER, DH	4	1	1	2	0	3	0	0		MONIN, DH	5	1	1	3	0	0	0	0	
STEGALL, 3B	4	0	1	0	0	2	0	2		EYDENBURG, C	5	0	1	0	0	0	11	2	
DIAZ, 1B	4	0	0	0	0	1	10	0		EMBLER, 1B	3	0	1	0	0	0	11	0	
SZWEJBKA, SS	4	0	0	0	0	2	1	4		DUFFIE, PH	1	0	0	0	0	1	0	0	
TARTAR, C	3	0	0	0	1	2	7	0		MCCLEON, LF	0	0	0	0	0	0	0	0	
DEZENZO, RF	4	1	2	0	0	1	2	0		BRIZEK, SS	3	0	0	0	1	1	1	1	
HAYNIE, P							0	2		DEMOURA, 2B	2	0	0	0	2	0	0	5	
PEARSALL, P							0	0		DAWSEY, CF	3	0	0	0	1	2	3	0	
ROSS, P							0	0		KOCH, P							0	2	
										EGGLESTON, P							0	0	
										HOLTZ, P							0	0	
TOTALS	34	4	6	4	4	13	27	14		TOTALS	34	3	6	3	7	7	27	13	

SCORE BY INNINGS		SOUTH CAROLINA			CLEMSON			R			H			E		
		2	0	0	0	1	0	0	1	0				4	6	1
		0	0	0	0	0	0	0	0	3				3	6	1

E- DEMOURA, SZWEJBKA

LEFT- SOUTH CAROLINA 7, CLEMSON 11

HR- DEBOER (3), WHITE (5), MONIN (6)

SB- GUGINO (27) DEZENZO (14)

CSH- SHH SHH

SOUTH CAROLINA										CLEMSON									
AB	BF	IP	H	R	ER	BB	SO			AB	BF	IP	H	R	ER	BB	SO		
HAYNIE (W, 8-4)	21	27	6	3	0	0	6	4		KOCH (L, 3-1)	27	30	7	5	4	3	3	10	
PEARSALL	4	5	1	0	0	0	1	1		EGGLESTON	6	7	1 2/3	1	0	0	1	2	
ROSS	9	9	2	3	3	3	0	2		HOLTZ	1	1	1/3	0	0	0	0	1	

INIE FACED 2 BATTERS IN 7th, KOCH FACED 1 BATTER IN 8th, PEARSAI FACED 1 BATTER IN 8th

WP- EGGLESTON PB- EYDENBERG SHH

ABPH

U- WALLER, PITTMAN AND VESTAL T- 2:40 A- 4,000

Date 4/22/94

Time 7:00 pm

Stadium BOSHAMER STADIUM City.

HAPEL HILL, N.C.

TOTALS (4/1-10, 15-1 AUG)	39	11	12	8	4	8	27	11	TOTALS (30-12, 8-1 JAN)				R	H	E
---------------------------	----	----	----	---	---	---	----	----	-------------------------	--	--	--	---	---	---

CLEMSON

NORTH CAROLINA

0	0	0
1	0	0

2	0	0
0	0	0

0	5	4
0	0	0

R	H	E
11	12	1
1	4	2

DP - QU: 0 UNC: 1

LEFT - CU: 5

UNC: 5

2B- MONAHAN (17), MONIN (9)

3B - ~~_____~~

HR - EMBLER 2 (5)

SB- HAMPTON (23), EYDENBERG (2)

CS - JONES, McCLEON

SH -

SF -

PR -

WP-CHRISMON, SMITH

PB -

BK - 11

HBP -

HBP - _____
_____ ERNIE CAGE (18) BRYON TUCKLEY (38)

T. 2:33

A - 735

OFFICIAL NCAA BOX SCORE







Date 4/23/94 Time 1:00 pm Stadium BOSHAMER STADIUM City CHAPEL HILL, N.C.

CLEMSON	AB	R	H	RBI	BB	SO	PO	A	NORTH CAROLINA	AB	R	H	RBI	BB	SO	PO	A
SUANE MONAHAN CF	4	0	1	0	0	1	4	0	DAVID BOONE RF	4	0	0	0	0	1	5	0
MIKE HAMPTON 3B	4	0	0	0	0	1	0	1	MANNY DASILVA C	3	1	1	0	0	1	5	0
DAVID MILLER LF	2	0	0	0	1	0	2	0	CHRIS MADONNA IB	3	1	1	1	1	1	14	0
MIKE EYDENBERG DH	4	0	0	0	0	0	0	0	CRANDEL COLTRANE DH	4	1	1	2	0	2	0	0
ANDY MONIN C	3	0	0	0	0	0	9	1	DOUG MERRITT LF	3	0	0	0	0	1	1	0
JASON EMALER IB	3	0	0	0	0	0	5	1	KIP SCHAEFER LF	0	0	0	0	0	0	1	0
SETH BRIZEK SS	3	0	0	0	0	2	1	2	DAVE LEISTEN CF	3	2	2	2	0	0	1	0
ERIC DEMOURA 2B	3	0	0	0	0	0	1	2	MITCH JONES 3B	2	0	0	0	0	1	0	4
DEXTER McCLERN RF	2	0	0	0	0	1	2	0	CASEY HOCH 3D	0	0	0	0	0	0	0	2
WILL DUFFIE PH	1	0	0	0	0	0	0	0	HANES TORBETT SS	3	0	0	0	0	2	0	3
KRIS BENSON P	0	0	0	0	0	0	0	0	ROBBY McIVER 2B	3	0	1	0	0	0	0	4
JEFF SAUVE P	0	0	0	0	0	0	0	0	BRIAN WILLMAN P	0	0	0	0	0	0	0	1
TOTALS(41-11, 15-2 ACC)	29	0	1	0	1	5	24	7	TOTALS(31-12, 9-7 ACC)	28	5	6	5	1	9	27	14

SCORE BY INNINGS

CLEMSON

NORTH CAROLINA

0	0	0
3	0	0

0	0	0
1	1	X

R	H	E
0	1	1
5	4	1

E- TORBETT MONIN

DP - Cu: 1

UNC: 0

LEFT - cu: 2

UNE: 4

2B -

3B - _____

HR - COLTRANE (3), LEISTEN 2 (7), MADONNA (10)

SB - MONAHAN

CS - JONES

SH - _____

SF - _____

(Benson faced one batter in the seventh.)

[illegible]

WP.

PB - ~~SECRET~~

BK.

HBP - DASILVA (by BENSON); JONES (by BENSON); MILLER (by WILLMAN)

U. ERNIE CAGE (HP); BRYON TURLEY (IB); SCOTT ERBY (3B) T. 1:53 A. 1280

Date 4/24/94 Time 1:50 pmadium BOSHAMER STADIUM C. CHAPEL HILL, N.C.

Date 4/24/94 Time 1:50 pmadium BOSHAMER STADIUM C. CHAPEL HILL, N.C.

		1			2			3			4			5			6			7			8			9			R H E		
SCORE BY INNINGS	CLEMSON	1	0	1	0	1	0	0	0	0																—	3	8	1		
	NORTH CAROLINA	0	0	0	1	0	1	0	0	0																—	2	3	5		

DP - CU: 0 UNC: 2 LEFT - CU: 6 UNC: 3

2B- MILLER (7); BOONE (7); JONES (9) 3B- _____

HR - HAMPTON (6)

SB. HAMPTON (24), MILLER (18), MADONNA (5)

CS - MENAHAN SH. — SF - MADONNA

WP. TAULBEE PB. — BK. —

ЧВР -

PB - _____

BK. —

BRYON TAULBEE (HP); SCOTT EBBY (IB); ERNIE CAGE (3B) T- 2:29 A- 1,530

T-2129

A - 1,530

OFFICIAL NCAA BOXSCORE

CLEMSON TIGERS vs TENNESSEE 4/26/94 at Knoxville, Tenn.

CLEMSON TIGERS 3

TENNESSEE 2

Name	Pos	AB	R	H	RBI	BB	SO	PO	A
Monahan	cf/rf	4	1	2	0	0	1	3	0
Hampton	3b	3	0	0	0	0	1	1	2
Miller	lf	4	1	3	0	0	0	0	0
Monin	dh	4	0	2	1	0	0	0	0
Eydenberg	c	4	0	1	0	0	1	9	1
Embler	1b	3	1	1	0	1	0	9	1
Brizek	ss	4	0	1	0	0	0	1	4
DeMoura	2b	4	0	0	0	0	2	1	1
McCleon	rf	3	0	1	1	0	1	2	0
Dawsey	cf	1	0	0	0	0	0	1	0
Koch	p	0	0	0	0	0	0	0	2
Holtz	p	0	0	0	0	0	0	0	1
Winchester	p	0	0	0	0	0	0	0	0

Name	Pos	AB	R	H	RBI	BB	SO	PO	A
Wyman	lf	3	0	0	0	1	1	1	0
Soper	2b	5	0	0	0	0	0	3	0
Helton	1b/p	4	0	0	1	0	0	10	1
Trammell	rf	5	0	2	0	0	1	1	1
Vieira	c	4	0	2	0	0	1	6	1
May	dh/lb	4	1	2	0	0	1	0	0
Parker	ss	4	0	1	0	0	3	2	3
Lewis, E.	3b	3	0	1	0	0	0	0	3
Priest	pr	0	0	0	0	0	0	0	0
Whitley	3b	1	1	1	0	0	0	0	0
Christensen	cf	2	0	1	0	1	0	3	0
Darlington	p	0	0	0	0	0	0	1	3
Meyers	p	0	0	0	0	0	0	0	1

Totals..... 34 3 11 2 1 6 27 12

Totals..... 35 2 10 1 2 7 27 13

Score by Innings	R	H	E
CLEMSON TIGERS	000	010	020
TENNESSEE	000	010	001

E - Eydenberg, Koch, Holtz, Vieira.
 DP - CLEMSON 1. LOB - CLEMSON 7, VOLS 11.
 2B - Embler.
 SB - Brizek. CS - Monahan, Miller.
 SH - Hampton, Christensen, Wyman. SF - Helton.

CLEMSON TIGERS	IP	H	R	ER	BB	SO	TENNESSEE	IP	H	R	ER	BB	SO
Koch	6.0	7	1	0	0	4	Darlington	7.0	8	2	1	1	3
Holtz	2.0	2	1	1	1	3	Meyers	0.1	2	1	1	0	0
Winchester	1.0	1	0	0	1	0	Helton	1.2	1	0	0	0	3

Winner - Holtz. Loser - Darlington. Save - Winchester.
 HBP - by Darlington (Monahan).
 Umpires - HP-Budson, 1B-Cox, 3B-Black Time: 2:50 Attendance: 1737

WP-Holtz (4-0) LP-Darlington (1-1) SV-Winchester (6)
 Koch faced one batter in 7th. Darlington faced one batter in 8th.
 Holtz faced one batter in 9th.
 TEAM RECORDS: Tennessee (33-11) Clemson (43-11)

4-26-94

OFFICIAL NCAA BOXSCORE

CLEMSON TIGERS vs TENNESSEE 4/27/94 at Knoxville, Tenn.

CLEMSON TIGERS 1

TENNESSEE 5

Name	Pos	AB	R	H	RBI	BB	SO	PO	A
Monahan	cf	5	0	0	0	0	2	4	0
Hampton	3b	4	1	1	0	0	2	0	1
Miller	lf	3	0	0	0	1	2	1	0
Eydenberg	c	3	0	1	0	1	0	7	1
Duffie	dh	3	0	1	1	0	0	0	0
Embler	1b	4	0	0	0	0	1	9	0
Brizek	ss	4	0	1	0	0	2	1	0
Smith, B.	2b	3	0	0	0	0	1	0	3
Monin	ph	0	0	0	0	1	0	0	0
DeMoura	2b	0	0	0	0	0	0	0	0
McCleon	rf	3	0	0	0	0	2	6	0
Dawsey	p	0	0	0	0	0	0	0	1
Sauve	p	0	0	0	0	0	0	0	0

Name	Pos	AB	R	H	RBI	BB	SO	PO	A
Soper	2b	5	2	1	0	0	3	2	2
Christensen	cf	5	0	1	1	0	2	3	0
Trammell	rf	3	1	1	0	2	0	1	0
Helton	1b/p	3	1	1	0	2	0	8	3
Vieira	c	5	1	2	4	0	1	12	0
Northeimer	dh	3	0	0	0	0	1	0	0
May	ph/dh/1b	1	0	0	0	0	1	0	0
Parker	ss	3	0	0	0	0	0	0	2
Whitley	3b	2	0	0	0	1	0	0	1
Lewis, E.	ph/3b	1	0	0	0	0	0	0	0
Wyman	lf	4	0	0	0	0	1	1	0
Dickey	p	0	0	0	0	0	0	1	3
Heflin	p	0	0	0	0	0	0	2	0

Totals..... 32 1 4 1 3 12 28 6

Totals..... 35 5 6 5 5 9 30 11

Score by innings:

R H E

CLEMSON TIGERS	000 100 000 0 - 1 4 0
TENNESSEE	000 000 010 4 - 5 6 0

DP - VOLS 1. LOB - CLEMSON 6, VOLS 8.

2B - Brizek, Hampton, Soper. 3B - Trammell.

HR - Vieira.

SB - Parker, Soper.

SF - Duffie.

CLEMSON TIGERS	IP	H	R	ER	BB	SO
Dawsey	7.2	4	1	1	3	7
Sauve	1.2	2	4	4	2	2

TENNESSEE	IP	H	R	ER	BB	SO
Dickey	7.0	3	1	1	2	7
Heflin	2.2	1	0	0	1	4
Helton	0.1	0	0	0	0	1

Winner - Helton. Loser - Sauve. Save - None.

WP - Dawsey 2.

HBP - by Dickey (McCleon), by Sauve (Parker).

Umpires - HP-Cox, 1B-Black, 3B-Hudson Time: 2:41 Attendance: 1337

WINNING PITCHER-Helton (4-0) LOSING PITCHER-Sauve (4-2)

HOME RUNS-Vieira (2)

TEAM RECORDS-Tennessee (34-11) Clemson (43-12)

One out when winning run scored.

4-27-94
4-27-94

OFFICIAL NCAA BOX SCORE

Date 4/29/94 Time 7:15 PM Stadium TIGER FIELD City CLEMSON, SC

MIAMI	AB	R	H	RBI	BB	SO	PO	A	CLEMSON	AB	R	H	RBI	BB	SO	PO	A
HERNANDEZ, 2B	2	2	0	0	1	1	1	2	MONAHAN, RF	4	2	2	1	0	2	4	0
METCALFE, SS	4	0	1	0	0	0	2	4	HAMPTON, 3B	4	1	1	1	0	0	0	1
GAMA, RF	3	1	0	1	1	0	1	0	MILLER, LF	4	0	2	2	0	0	2	0
BYX BAUM	3	1	1	1	1	0	10	1	EYDENBERG, C	3	0	1	0	1	1	4	2
THOMPSON, CF	3	1	1	0	1	0	4	10	MONIN, DH	3	1	0	0	1	0	0	0
TORTI, LF	4	0	1	2	0	2	1	0	EMBLER, 1B	3	1	0	0	1	1	9	0
CORA, 3B	4	0	0	0	0	0	0	2	BRIZEK, SS	3	1	0	0	0	0	2	2
ERWIN, C	4	0	1	0	0	0	4	1	DEMOURA, 2B	3	1	1	1	1	0	2	3
GOMEZ, DH	4	0	0	0	0	1	0	0	DAWSEY, CF	4	0	0	0	0	1	4	0
MORGAN, P							1	1	BENSON, P							0	1
RUIZ, P							0	1	SAUVE, P							0	2
DUNCAN, P							0	0	WINCHESTER, P							0	0
TESSMER, P							0	0									
TOTALS	31	5	5	4	4	4	24	12	TOTALS	31	7	7	5	4	5	27	11

SCORE BY INNINGS	MIAMI	2	0	0	0	0	2	0	1	0							R H E
	CLEMSON	0	0	0	0	6	0	1	0	X							5 5 3
																	7 7 4

E- BENSON, BRIZEK, EYDENBERG, HAMPTON, CORA, MORGAN, METCALFE

LEFT- MIAMI 4, CLEMSON 5

2B- MILLER, THOMPSON, ERWIN, ~~BAUM~~

~~BAUM~~

SB- THOMPSON (13), HAMPTON (24), HERNANDEZ (28) DEMOURA (2)

CS- ^{ERWIN} METCALFE, MILLER, TORTI SH- BRIZEK ~~SAUVE~~

MIAMI	AB	BF	IP	H	R	ER	BB	SO	CLEMSON	AB	BF	IP	H	R	ER	BB	SO
MORGAN (L, 7-4)	18	20	4 2/3	4	6	0	1	4	BENSON (W, 7-1)	19	24	5 2/3	3	4	3	3	2
RUIZ	3	4	2/3	2	0	0	1	0	SAUVE	5	6	2	0	1	1	1	0
DUNCAN	6	7	1 2/3	1	1	0	1	0	WINCHESTER (S-8)	6	6	1 1/3	2	0	0	0	2
TESSMER	4	5	1 1/3	0	0	0	1	1									

WP- BENSON, RUIZ, DUNCAN, SAUVE ~~BAUM~~

HBP- HERNANDEZ (BY BENSON)

U- ROUNDTREE, FRIENDS, EVERETT T- 2:42 A- 3,800

Date 4/30/94 Time 7:00 PM Stadium TIGER FIELD City CLEMSON, S.C.

SCORE BY INNINGS

CLEMSON

○	○	○
○	○	○

4	2	0
1	0	2

○	○	○
○	○	○

R	H	E
6	10	2
3	10	2

DP-MIAMI 2

LEFT- MIAMI 11, CLEMSON 8

2B-GOMEZ, CORA, ERWIN, THOMPSON

61844

MR141

SB-HAMPTON (25), MILLER (19) GAMA (8)

CS- THOMPSON

SH-ERWIN, METCALFE

ISRA

PPGN FACED 1 BATTER IN 5th, ARTEAGA FACED 3 BATTERS IN 6th

WP- KEPPEN, TAHLBEE

BB14

BK741

HBP- BY TAULBEE (CORA), BY TESSMER (BRIZEK)

U- FRIENDS, EVERETTE AND ROUNTREE

T- 2:59

A- 4,300

OFFICIAL NCAA BOX SCORE

Date 1 MAY 1994 Time 1:00 PM Stadium TIGER FIELD City CLEMSON, S. C.

MIAMI	AB	R	H	RBI	BB	SO	PO	A	CLEMSON	AB	R	H	RBI	BB	SO	PO	A
HERNANDEZ, 2B	7	1	1	0	0	0	2	8	MONAHAN, RF-CF	5	2	2	1	2	0	5	0
METCALFE, SS	6	2	3	0	1	1	1	2	HAMPTON, 3B	6	2	5	2	0	0	1	2
THOMPSON, CF	5	1	1	0	1	2	3	0	MILLER, LF-1B	5	0	1	2	1	0	3	0
BUXBAUM, 1B	5	1	2	1	0	0	10	2	EYDENBERG, C	5	1	1	2	1	1	8	1
OWENS, PR	0	1	0	0	0	0	0	0	MONIN, DH	6	0	2	0	0	1	0	0
MIRANDA, 1B	0	0	0	0	0	0	7	0	EMBLER, 1B	4	0	1	0	1	0	5	0
GAMA, RF	3	0	0	1	2	1	2	0	SCHROEDER, PR	0	0	0	0	0	0	0	0
TORTI, LF	6	1	1	0	0	1	0	0	MCCLEON, RF	1	0	0	0	0	0	0	0
CORA, 3B	5	1	2	1	1	1	1	6	BRIZEK, SS	5	1	1	0	1	1	1	6
ERWIN, C	5	0	0	1	0	1	5	0	DEMOURA, 2B	5	1	1	0	0	0	5	2
GOMEZ, DH	5	0	1	0	1	1	0	0	DUFFIE, PH	1	0	0	0	0	0	0	0
PUJALS, P							0	0	SMITH, 2B	0	0	0	0	0	0	1	0
DUNCAN, P							1	0	DAWSEY, CF-LF	5	2	2	1	1	1	7	0
WESTFALL, P							0	0									
BRANNAN, P							1	0									
TESSMER, P							1	1									
GRAVES, P							1	0									
TOTALS	47	8	11	4	6	8	35	19	TOTALS	48	9	16	8	7	4	36	11

(2 OUT WHEN WINNING RUN SCORED)

SCORE BY	MIAMI	0	2	3	0	0	0	0	0	3	0	0	0	-	8	11	1
INNINGS	CLEMSON	2	0	2	2	2	0	0	0	0	0	0	1	-	9	16	6

E-MONAHAN, HAMPTON, BRIZEK, KOCH, GRAVES, DEMOURA, EYDENBERG

DP-MIAMI 2 LEFT-MIAMI 12, CLEMSON 14

2B-HAMPTON 2, BRIZEK, EMBLER, DAWSEY 3B-HAMPTON

HR-MONAHAN (8)

SB-METCALFE 2(29) HERNANDEZ (29)

WPM SH-MIRANDA SF-GAME, EYDENBERG

MIAMI	AB	BF	IP	H	R	ER	BB	SO	CLEMSON	AB	BF	IP	H	R	ER	BB	SO
PUJALS	11	11	2 2/3	4	3	3	0	0	KOCH	16	13	2 2/3	3	5	1	3	3
DUNCAN	1	2	1/3	0	1	1	1	0	VINING	16	17	4 1/3	3	0	0	1	1
WESTFALL	2	3	1/3	1	0	0	1	1	HOLTZ	5	6	1	2	2	2	0	1
BRANNAN	4	5	1/3	3	2	2	1	0	WINCHESTER (W, 4-2)	13	17	4	3	1	0	2	3
TESSMER	11	12	2 2/3	5	2	2	1	0									
GRAVES (4, 1-1)	19	25	5 2/3	3	1	1	3	3									

HOLTZ FACED TWO BATTERS IN 9TH

WP-KOCH PB-EYDENBERG BK-WESTFALL

HBP-ERWIN (BY HOLTZ), HAMPTON (BY GRAVES)

U-COUCH, ROUNTREE AND EVERETTE T-4:21 A-3,400

OFFICIAL NCAA BOX SCORE

Date 7 MAY 1994 Time 7:00 PM Stadium TIGER FIELD City CLEMSON, S.C.

FLORIDA STATE	AB	R	H	RBI	BB	SO	PO	A	CLEMSON	AB	R	H	RBI	BB	SO	PO	A
LOPEZ, 2B	4	0	0	0	0	0	2	5	MONAHAN, RF	4	1	2	1	0	1	2	0
MIENTKIEWICZ, 1B	4	0	1	1	1	2	1	1	HAMPTON, 3B	3	1	2	1	1	0	2	1
MARTIN, C	3	0	1	0	1	0	5	0	MILLER, LF	4	1	1	0	0	0	0	0
BUTTERY, PH	0	0	0	0	0	0	0	0	EYDENBERG, C	4	1	1	1	0	0	8	1
BELL, PH	1	0	0	0	0	0	0	0	MONIN, DH	4	0	1	0	0	1	0	0
WEAVER, DH	4	0	0	0	0	2	0	0	EMBLER, 1B	4	0	0	1	0	3	12	2
JARRETT, SS	4	1	1	0	0	0	0	3	BRIZEK, SS	3	0	0	0	0	0	1	4
HODGES, RF	3	0	1	1	0	1	2	0	DEMOURA, 2B	3	0	0	0	0	0	1	2
ZECH, CF	4	0	1	0	0	1	1	0	DAWSEY, CF	2	1	0	0	1	0	0	0
MORRIS, LF	4	1	2	0	0	1	2	0	TAULBEE, P							1	2
NILES, 3B	2	0	1	0	0	0	0	1	HOLTZ, P							0	0
NEDEAU, PH	1	0	1	0	0	0	0	0									
WILSON, P							1	1									
TOTALS	34	2	9	2	2	7	24	11	TOTALS	31	5	7	4	2	5	27	12

CORE BY INNINGS	FLORIDA STATE	0	0	0	1	0	0	0	0	0	1						R H E
	CLEMSON	3	2	0	0	0	0	0	0	0	0	X					2 9 1
																	5 7 1

1B - MORRIS, HAMPTON
1B - MONAHAN, MIENTKIEWICZ
3B - MILLER (20), HAMPTON (26)
SS - ZECH
SH - LOPEZ
SF - HODGES
LEFT - FLORIDA STATE 10, CLEMSON 4
3B - MONAHAN, JARRETT

FLORIDA STATE	AB	BF	IP	H	R	ER	BB	SO	CLEMSON	AB	BF	IP	H	R	ER	BB	SO
WILSON (L, 10-4)	31	33	8	7	5	4	2	5	TAULBEE (W, 10-4)	29	25	7	7	1	1	1	4
									HOLTZ	8	9	1 2/3	2	1	0	1	3
									WINCHESTER (5-9)	1	1	1/3	0	0	0	0	0

TAULBEE FACED 1 BATTER IN 8th
1B - BY TAULBEE (NILES)
- SEBASTAIN, WALLER AND HODGIN
T - 2:26
A - 5,300

Date 5/8/94

Time 3:00

Stadium Tiger field

City Clemson, SC

SCORE BY INNINGS

Florida State	1	0	2	0	2	0	0	0	0							-	R	H	E
Clemson	2	0	3	1	0	1	0	2	X							-	5	8	0
																	9	11	1

[illegible]

U- Hodgkin (HP), Walker (1b), Sebastian (3b) T- 2:41 A- 4150

OFFICIAL NCAA BOX SCORE

Date May 9, 1994 Time 7:19 Stadium Tiger Field i, Clemson, SC

Florida State	AB	R	H	RBI	BB	SO	PO	A	Clemson	AB	R	H	RBI	BB	SO	PO	A
Mickey Lopez, 2B	3	2	1	0	0	0	7	3	Shane Monahan, RF	4	0	1	0	1	1	1	0
Doug Mientkiewicz, 1B	5	0	2	2	0	0	5	0	Mike Hampton, 3B	5	0	1	0	0	0	2	1
Mike Martin, C	3	1	1	1	2	0	7	1	Dave Miller, LF	3	1	0	0	2	1	1	0
Colby Weaver, DH	5	0	1	1	0	2	0	0	Mike Eydenberg, c	3	2	1	0	2	0	5	2
Link Jarrett, SS	4	1	2	1	1	0	0	3	Andy Monin, DH	3	0	0	1	0	1	0	0
Randy Hodges, RF	4	1	1	0	0	1	2	0	Jason Embler, 1B	4	0	1	0	0	2	8	3
Mike Buttery, RF	1	0	0	0	0	0	0	0	Seth Brizek, SS	4	0	2	1	0	0	4	2
Scott Zech, CF	4	1	2	1	1	0	3	0	Eric Demoura, 2B	3	0	1	1	1	2	1	2
Jeremy Morris, LF	5	1	1	1	0	1	2	0	Jason Dawsey, CF	2	0	1	0	1	0	3	0
Jack Niles, 3B	3	1	2	0	0	1	1	2	Paul Galloway, PH	1	0	0	0	0	0	0	0
Steve Nedean, CF	0	0	0	0	0	0	0	0	Dexter McClean, RF	0	0	0	0	0	0	0	0
J. Johnson	P						0	0	Kris Benson	P						2	1
C. Cruz	P						0	0	Ken Vining	P						0	0
									Jamie Eggeston	P						0	1
									Brian Matz	P						0	0
*Note Nedean follows Zech																	
TOTALS	37	8	13	7	4	5	27	9	TOTALS	32	3	8	3	7	7	27	10

SCORE BY
INNINGS

Florida State

0 0 1

0 0 2

3 2 0

- 8 13 2

Clemson

0 1 0

0 0 0

2 0 0

- 3 8 2

E- Lopez (FS) Jarrett (FS) Brizek (C) DeMoura (C)

DP- CUI FSU | LEFT- Florida State 9 Clemson 11

2B- Morris (FS) Monahan (C) Zech (FS) Mientkiewicz (FS) Hampton (C) Hodges (FS) Niles (FS) 3B-

HR-

SB-

CS- Brizek (C) Mientkiewicz (FS) Lopez (FS) SH- Niles (FS) SF- Monin (C)

Florida State	AB	BF	IP	H	R	ER	BB	SO	Clemson	AB	BF	IP	H	R	ER	BB	SO
Jonathan Johnson 10-1	25	34	6 2/3	6	3	3	7	5	Kris Benson 7-2	24	27	6	7	4	3	2	2
Charlie Cruz (S)	7	7	2 1/3	2	0	0	0	2	Ken Vining	7	8	1	4	4	4	1	2
									Jamie Eggeston	1	3	1/3	1	0	0	0	0
									Brian Matz	5	6	1 2/3	1	0	0	1	1

Benson faced one batter in Seventh

W- Johnson (FS) PB- Martin (FS) BR-

HBP- Monin (by Johnson) Lopez (by Benson) Lopez (by Eggeston)

U- Waller, Sebastian, Hodgins T- 3:06 A- 5050

OFFICIAL NCAA BOX SCORE

Date 5-10-94 Time 7:00 Stadium Coastal Carolina Stadium City Conway, SC

Clemson (48-14)										Coastal Carolina (28-22)									
AB	R	H	RBI	BB	SO	PO	A			AB	R	H	RBI	BB	SO	PO	A		
Shane Monahan RF	5	1	1	1	0	0	4	0		Steve Turner CF	5	1	3	2	0	0	1	0	
Mike Hampton 3B	4	1	3	1	1	0	1	0		Frank Sarver 3B	5	1	1	1	0	2	0	4	
Dave Miller LF	4	1	0	0	0	1	2	0		Matt Schilling 2B	5	0	3	1	0	1	3	4	
Mike Edyenberg C	2	1	0	1	3	0	6	1		John Carretto 1B	4	2	2	0	1	1	1	1	
Will Duffie DH	4	0	0	0	0	1	0	0		Jamie Iriel LF	5	1	2	1	0	0	4	0	
Andy Monin PH	1	0	0	0	0	0	0	0		Chris Pond SS	5	0	2	2	0	0	4	2	
Jason Embler 1B	4	1	1	1	0	0	7	1		Todd Turner DH/P	3	1	0	0	0	0	0	0	
Seth Brizek SS	4	2	1	1	1	0	0	3		Kevin Kirkland P	1	0	0	0	0	0	0	0	
Eric DeMoura 2B	4	1	2	2	1	0	2	2		Matt Skrepenak C	3	0	0	0	0	1	2	1	
Jason Dewsey CF	3	1	1	2	2	0	4	0		Evan Hurley PH	1	0	0	0	0	0	0	0	
										Lee Hardwick C	1	0	0	0	0	0	0	0	
Billy Koch P						1	1			Aaron Wrightman RF	3	1	0	0	1	1	2	0	
Jeff Keppen P						0	0												
Scott Winchester P						0	0			Mike Campagno P							0	0	
Michael Holtz P						0	0												
TOTALS	33	9	9	9	8	2	27	8		TOTALS	41	7	13	7	2	6	27	12	

SCORE BY INNINGS

Clemson	1	0	0	1	0	2	4	1	0									R	H	E
Coastal Carolina	1	0	1	0	0	0	0	4	1									9	9	4
																		7	13	4

E-- Brizek, DeMoura 2, Pond 2, Campagno, Schilling, Dewsey

DP-- CCU-2 LEFT-- Clemson-9, CCU-10

2B-- Schilling, DeMoura, S. Turner 2, Hampton, Iriel ^{POUP} ~~3B~~

HR-- Monahan (2), Sarver (1)

SB-- Hampton 2, DeMoura CS-- Hampton

SH-- T. Turner SF-- Edyenberg

Clemson	IP	H	R	ER	BB	SO	Coastal Carolina	IP	H	R	ER	BB	SO
Billy Koch (RHP)	7.0	7	2	2	1	4	Mike Campagno (RHP)	6.1	8	8	6	6	1
Jeff Keppen (RHP)	1.2	3	4	1	1	0	Todd Turner (LHP)	1.2	1	1	1	1	1
Scott Winchester (RHP)	1.2	3	1	1	0	2	Kevin Kirkland (RHP)	1.0	0	0	0	1	0
Michael Holtz (LHP)	1.2	0	0	0	0	0							

WINNER-- Koch (4-1) LOSER-- Campagno (8-4) SAVE-- Holtz (5)

WP-- Campagno, Kirkland PB-- Hardwick, Edyenberg BK--

HBP-- Miller by Campagno

5/10/94

T- 3:12

A- 18.56

5-12-94

OFFICIAL NCAA BOX SCORE

Date 5-11-94 Time 7:00pm Stadium Coastal Carolina Stadium City Conway, South Carolina

Clemson (49-14)										Coastal Carolina (28-23)									
	AB	R	H	RBI	BB	SO	PO	A			AB	R	H	RBI	BB	SO	PO	A	
Shane Monahan RF/cr	5	0	1	0	0	1	1	0		Steve Turner CF	5	0	0	0	0	0	7	0	
Mike Hampton 3B	2	1	0	1	2	0	1	0		Frank Saver ID	5	0	2	0	0	1	8	0	
David Miller LF	4	1	1	1	0	1	0			Matt Schilling 2B	4	0	0	0	0	0	1	1	
Mike Eydenberg DH	3	2	1	0	2	0	0	0		John Canetto C	3	0	1	0	1	1	2	2	
Andy Monin C	3	1	2	1	2	0	6	0		Jamie Iriel LF	4	0	1	0	0	0	0	1	
Jason Embler 1B	2	0	1	2	2	0	12	1		Luis Lopez 3B	4	0	1	0	0	1	4	3	
Seth Brizek SS	4	1	1	0	1	1	2	5		Chris Pond SS	3	0	1	0	1	0	3	4	
Eric DeMoore 2B	4	1	0	0	0	0	1	5		Evan Hurley DH	3	0	2	0	1	1	0	0	
Brody Smith 2B	1	0	1	1	0	0	0	1		Aaron Wrightman RF	3	0	1	0	1	2	1	0	
Jason Dawsey CF	2	1	1	0	0	0	2	1											
Darke McClean RF	2	0	0	1	0	0	1	0		Duane Barbon P							0	0	
										Todd Turner P							0	0	
Mark Watson P							0	1		Steve Ellis P							1	0	
Jamie Eggleston P							0	0		Kevin Kirkland P							0	1	
Ken Vining P							0	0											
TOTALS	32	8	9	7	10	2	27	14		TOTALS	34	0	9	0	4	6	27	12	

SCORE BY
INNINGS

Clemson

Coastal Carolina

0 1 0

1 1 0

2 2 1

0 0 0

0 0 0

R H E
8 9 1
0 9 1

E— Brizek, Pond

DP— Clemson - 1, CCU - 1

LEFT— Clemson - 10, CCU - 12

2B— Monin 2, Eydenberg, Brizek, Smith

3B—

HR—

SB— Hampton

CS— Saver, Miller

SH—

SF— Hampton

Clemson	IP	H	R	ER	BB	SO	Coastal Carolina	IP	H	R	ER	BB	SO
Mark Watson (LHP)	5.1	4	0	0	2	6	Duane Barbon (RHP)	5.1	6	3	3	4	1
Jamie Eggleston (RHP)	2.1	4	0	0	1	0	Todd Turner (LHP)	1.1	0	2	2	2	0
Ken Vining (LHP)	1.0	1	0	0	1	0	Steve Ellis (RHP)	1.1	2	2	1	3	1
							Kevin Kirkland (RHP)	1.0	1	1	1	1	0

WINNER— Watson (5-1) LOSER— Barbon (1-4)

SAVE—

WP— Barbon, Kirkland

PB—

BK— Watson

HBP— Schilling by Watson, Embler by Barbon, Dawsey by Barbon

U—

T. 3:06 A. 1226

1994 GEORGIA TECH BASEBALL

Clemson vs Georgia Tech May 13, 1994 at Chandler Stadium

Clemson 9 (50-14)

Georgia Tech 8 (40-12)

Name	Pos	AB	R	H	RBI	BB	SO	PO	A
Monahan	rf	4	3	1	1	2	2	1	0
Hampton	3b	3	2	2	3	3	1	1	2
Miller	lf	5	0	1	0	1	1	1	0
Eydenberg	c	5	0	3	2	1	1	9	1
Monin	dh	4	0	1	1	1	0	0	0
Schroeder	pr	0	0	0	0	0	0	0	0
Embler	1b	5	0	1	0	0	0	10	1
Brizek	ss	5	1	2	0	0	1	3	4
DeMoura	2b	4	2	1	0	1	1	2	2
Dawsey	cf	5	1	1	0	0	1	2	0
Taulbee	p	0	0	0	0	0	0	0	0
Sauve	p	0	0	0	0	0	0	0	0
Holtz	p	0	0	0	0	0	0	1	0

Totals..... 40 9 13 7 9 8 30 10

Name	Pos	AB	R	H	RBI	BB	SO	PO	A
Garciaparra	ss	6	2	2	0	0	1	3	7
McIntyre	2b	4	2	1	1	1	1	4	4
Varitek	c	4	1	1	1	2	2	8	1
Payton	cf	5	1	1	0	1	0	4	0
Byers	1b	5	2	2	2	0	0	9	2
Hensley	3b	4	0	2	0	1	2	0	1
Sorrow	dh	5	0	1	1	0	1	0	0
Smith	rf	4	0	1	1	1	1	0	0
Ritter	lf	4	0	1	1	1	1	0	0
Gogolin	p	0	0	0	0	0	0	2	0
Myers	p	0	0	0	0	0	0	0	1
T.Barr	p	0	0	0	0	0	0	0	0

Totals..... 41 8 12 7 7 9 30 16

Score by innings: R H E

Clemson	101	402	000	1	-	9	13	0
Georgia Tech	100	052	000	0	-	8	12	2

E - Byers, McIntyre.

- Clemson 1, Ga. Tech 3. LOB - Clemson 10, Ga. Tech 11.

2B - Eydenberg(11), Monahan(20), Garciaparra 2(19), Varitek(19).

HR - Hampton(8).

SB - Hampton(29), McIntyre(8), Ritter(9). CS - Miller.

Clemson	IP	H	R	ER	BB	SO	Georgia Tech	IP	H	R	ER	BB	SO
Taulbee	4.1	7	6	6	4	2	Gogolin	5.0	9	8	7	8	2
Sauve	1.1	5	2	2	1	2	Myers	4.0	3	1	1	1	5
Holtz	4.1	0	0	0	2	5	T.Barr	1.0	1	0	0	0	1

Winner - Holtz 5-0. Loser - Myers 3-2. Save - None.

WP - Taulbee, Gogolin. PB - Eydenberg.

HBP - by Sauve (McIntyre).

Umpires - Guillie, Morris, Hodgins

Start: 7:08 Time: 3:27 Attendance: 3226

Game Notes:

Tonight's attendance (3,226) is a Russ Chandler Stadium record.

1994 GEORGIA TECH BASEBALL

Clemson vs Georgia Tech May 14, 1994 at Chandler Stadium

Clemson 4 (50-15)

Georgia Tech 20 (41-12)

	Pos	AB	R	H	RBI	BB	SO	PO	A
Monahan	cf	4	1	2	0	1	0	2	0
Hampton	3b	3	1	2	1	1	0	0	3
Galloway	ph	1	0	0	0	0	0	0	1
Miller	lf	4	0	2	1	0	0	0	0
Eydenberg	c	2	0	0	0	1	0	4	0
Duffie	c	2	0	1	0	0	0	0	0
Monin	dh	5	0	1	1	0	2	0	0
Embler	1b	5	0	0	0	0	4	11	0
Brizek	ss	3	0	2	0	0	1	1	5
Schroeder	ph	1	1	1	0	0	0	0	0
DeMoura	2b	2	0	0	0	0	2	1	2
B.Smith	ph	1	1	0	0	0	0	0	0
McCleon	rf	4	0	1	1	0	1	4	0
Dawsey	p	0	0	0	0	0	0	1	0
Eggleston	p	0	0	0	0	0	0	0	0
Vining	p	0	0	0	0	0	0	0	0
Keppen	p	0	0	0	0	0	0	0	0
Matz	p	0	0	0	0	0	0	0	0

Totals..... 37 4 12 4 3 10 24 11

Name	Pos	AB	R	H	RBI	BB	SO	PO	A
GarciaParra	ss	5	0	0	1	0	0	1	0
McIntyre	2b	5	3	4	1	1	0	1	2
Payton	cf	5	4	4	2	1	0	3	0
Varitek	c	5	2	3	5	1	0	10	2
Cason	p	0	0	0	0	0	0	0	0
Hensley	3b	5	1	1	2	0	1	1	3
Ritter	ph	1	1	1	1	0	0	0	0
Byers	1b	4	1	2	2	0	1	7	1
M.Barr	ph	1	0	0	0	0	0	0	0
Sorrow	lf	3	1	2	1	1	0	0	0
Easterling	ph	2	1	1	0	0	0	1	0
Smith	rf	3	1	0	1	0	2	0	0
Saier	ph	0	1	0	1	0	0	0	0
T.Barr	dh	3	4	0	1	3	0	2	0
Rigby	p	0	0	0	0	0	0	1	1
Duncan	p	0	0	0	0	0	0	0	1

Totals..... 42 20 18 18 7 4 27 10

Score by innings: R H E

Clemson	101 001 010	- 4 12 6
Georgia Tech	201 0(10)3 22	- 20 18 1

E - B.Smith(3), Brizek(26), Dawsey(6), Eydenberg(6), Hampton(18), Schroeder(1), Hensley(9).

DP - Clemson 1, Ga. Tech 1. LOB - Clemson 11, Ga. Tech 10.

2B - Hampton 2(19), Schroeder(1), Varitek(20).

HR - Ritter(8), Varitek(14).

SB - Eydenberg(3). CS - Miller(7).

SH - Byers(1). SF - Miller(6), GarciaParra(4), Saier(1).

Clemson	IP	H	R	ER	BB	SO	Georgia Tech	IP	H	R	ER	BB	SO
Dawsey	4.0	9	8	6	1	2	Rigby	6.0	9	3	3	3	8
Eggleston	0.1	2	4	3	1	0	Duncan	2.0	2	1	1	0	1
Vining	0.1	1	1	0	2	1	Cason	1.0	1	0	0	0	1
Keppen	2.1	4	5	3	3	1							
Matz	1.0	2	2	1	0	0							

Winner - Rigby 11-4. Loser - Dawsey 5-2. Save - None.

WP - Matz(2), Vining(2), Rigby(15).

HBP - by Eggleston (Smith), by Rigby (B.Smith), by Keppen (Saier).

Umpires - Morris, Hodgins, Gullie

Start: 7:05 Time: 3:10 Attendance: 2761

Ga notes:

Dawsey pitched to 5 batters in the 5th.

Jason Varitek becomes the all time ACC leader in RBI with 239.

ACC RECORDS: Georgia Tech (16-7) Clemson (19-4)

1994 GEORGIA TECH BASEBALL

Clemson vs Georgia Tech May 15, 1994 at Chandler Stadium

Clemson 7 (51-15)

Georgia Tech 4 (41-13)

Name	Pos	AB	R	H	RBI	BB	SO	PO	A
Monahan	rf	4	1	2	2	0	0	0	0
Hampton	3b	4	1	2	4	1	1	1	1
Miller	lf	4	0	1	1	1	0	3	0
Eydenberg	dh	4	0	0	0	1	0	0	0
Monin	c	3	0	0	0	2	1	8	2
Brizek	ss	5	0	0	0	0	1	1	3
Embler	1b	2	1	0	0	1	2	9	0
Galloway	ph	1	0	1	0	0	0	0	0
McCleon	pr	1	1	0	0	0	0	0	0
DeMoura	2b	3	1	0	0	0	1	1	4
Duffie	ph	1	0	0	0	0	0	0	0
Schroeder	pr	0	1	0	0	0	0	0	0
B.Smith	2b	0	0	0	0	0	0	0	0
Dawsey	cf	3	1	2	0	1	0	3	0
Koch	p	0	0	0	0	0	0	1	1
Benson	p	0	0	0	0	0	0	0	0
Winchester	p	0	0	0	0	0	0	0	1

Totals..... 35 7 8 7 7 6 27 12

Name	Pos	AB	R	H	RBI	BB	SO	PO	A
Garciaparra	ss	5	1	3	0	0	0	3	2
McIntyre	2b	4	1	1	1	1	1	0	4
Varitek	c	3	1	1	0	1	2	6	0
Payton	cf	4	1	2	1	0	0	6	0
Byers	1b	4	0	0	0	0	1	9	1
Hensley	3b	3	0	1	1	0	0	0	4
Sorrow	dh	4	0	1	0	0	1	0	0
Smith	rf	4	0	0	0	0	1	0	0
Ritter	lf	3	0	0	0	0	3	1	0
Saier	rf	0	0	0	0	0	0	0	0
Easterling	ph	0	0	0	0	1	0	0	0
McGill	p	0	0	0	0	0	0	2	0
Myers	p	0	0	0	0	0	0	0	0
T.Barr	p	0	0	0	0	0	0	0	0

Totals..... 34 4 9 3 3 9 27 11

Score by innings:

R H E

Clemson	020 000 005	- 7 8 0
Georgia Tech	000 310 000	- 4 9 2

E - Garciaparra(13), Hensley(10).

DP - Clemson 2, Ga. Tech 1. LOB - Clemson 9, Ga. Tech 7.

2B - Payton 2(22), Varitek(21). 3B - Garciaparra(10).

HR - Hampton(9).

SB - Dawsey(1), Hampton(31). CS - Garciaparra(8).

SF - Monahan(4).

Clemson	IP	H	R	ER	BB	SO	Georgia Tech	IP	H	R	ER	BB	SO
Koch	4.1	6	4	4	2	3	McGill	8.0	5	2	1	4	6
Benson	2.2	1	0	0	0	3	Myers	0.0	1	3	2	1	0
Winchester	2.0	2	0	0	1	3	T.Barr	1.0	2	2	2	2	0

Winner - Winchester 5-2. Loser - Myers 3-3. Save - None.

WP - Koch(12).

HBP - by Benson (Hensley).

Umpires - Hodgins, Gullie, Morris

Start: 7:09 Time: 2:49 Attendance: 1607

Game Notes:

Chris Myers pitched to 3 batters in the 9th.

ACC RECORDS: CLEMSON (20-4) GEORGIA TECH (16-8)

1994 ACC TOURNAMENT

Game # 3

Date May 18, 1994 Time 1:45 pm Stadium Greenville Municipal City Greenville, S.C.

MARYLAND									CLEMSON											
AB	R	H	BI	BB	SO	PO	A		AB	R	H	BI	BB	SO	PO	A				
Chris Cannan	2b	4	0	2	1		4	2	Shane Monahan	rf	4	0	1	0		1				
Curry Maddox	cf	4	0	0	0		2	2	Mike Hampton	3b	3	2	0	0	1					
Matt Bailey	1b	3	0	0	0		3	8	1	David Miller	lf	3	2	1	1	2				
Eric Milton	ph	0	0	0	0	1			Mike Eydenberg	c	4	1	2	1		11				
Dan Goucher	dh	4	0	1	0		1		Andy Monin	dh	4	1	3	3						
Fella Dolby	3b	4	0	0	0		1		Jason Embler	1b	4	0	0	0	2	8	1			
Pat Colliere	c	3	1	0	0		1	3	5	Seth Brizek	ss	2	1	0	0	1	1	5		
Chad O'Brien	lf	4	0	1	0		2	1	Eric DeMoura	2b	2	0	0	0	1	1	1			
Steve Newberger	rf	2	0	1	0		2		Will Duffie	ph	1	0	1	1						
Jeff Wagner	ss	3	0	1	0		2	3	5	Brodie Smith	pr-2b	0	0	0	0	1	1			
Steve Paasch	p						1		Jamie Dantsey	cf	2	0	1	0	1	1				
									Andy Taulbee	p						1	1			
									Jamie Eagleston	p						1	1			
Record: 24-29-1		3	1	6	1	1	1	1	24	14	Record: 52-15		29	7	9	6	3	5	27	10

SCORE BY INNINGS	1	2	3	4	5	6	7	8	9	10	11	12	13	14	15	16	17	18	R	H	E
MARYLAND	0	0	0	0	1	0	0	0	0										1	6	1
CLEMSON	1	0	0	0	0	0	4	2	x										7	9	0

E- Newberger

DP- Maryland 1, Clemson 1

LOB- Maryland 6, Clemson 2

2B- Monin, Eydenberg, Miller

3B- —

HR- —

SB- Hampton (32)

CS- Eydenberg, Monahan, Smith

S- Newberger

SF- —

MARYLAND							CLEMSON						
IP	H	R	ER	BB	SO		IP	H	R	ER	BB	SO	
Steve Paasch (L, 2-11)	6 $\frac{2}{3}$	7	5	5	2	5	Andy Taulbee (W, 11-4)	8	6	1	1	1	11
Matt Kunst	$\frac{1}{3}$	0	0	0	1	0	Jamie Eggleston	1	0	0	0	0	0
Guy Smith	$\frac{1}{3}$	0	1	1	0	0							
Todd Kilmer	1	2	1	1	0	0							

Taulbee faced two batters in 9th

Smith faced one batter in the 8th

WP- Eggleston

PB- —

BK- —

HBP- Collier (by Taulbee), Hampton (by Smith)

U- HP- Sebastian, 1B- Walker, 2B- Cage, 3B- Ravan

T- 2:14

A- 4,277

1994 ACC TOURNAMENT

Game # 8

Date 5-19-94 Time 5:55 PM Stadium Greenville Municipal Stadium City Greenville, SC

(53-15) CLEMSON	AB	R	H	BI	BB	SO	PO	A	(42-15-1) NC STATE	AB	R	H	BI	BB	SO	PO	A
Monahan, CF	5	3	3	0	1	0	2	0	Sergio, 2B	4	1	1	0	1	0	5	2
Hampton, 3B	4	3	3	3	2	0	0	2	Wells, RF	5	0	0	0	0	1	1	0
Keppen, P	0	0	0	0	0	0	0	0	Edens, LF-CF	4	1	1	2	0	0	4	0
Miller, LF	4	2	2	2	2	0	1	0	Clougherty, DH	4	1	1	0	0	1	0	0
Eydenberg, C	3	1	0	1	1	0	6	1	Tracey, 3B	4	0	1	0	0	1	0	5
Duffie, PH-C	1	0	0	0	0	1	1	0	Winkler, CF	2	0	1	1	0	0	2	0
Monin, DH	3	4	1	1	2	0	0	0	Larater, C	1	1	1	1	0	0	3	0
Galloway, PH-3B	1	1	1	1	0	0	0	0	Borkett, 1B-LF	3	0	1	0	1	0	5	0
Brizek, SS	2	2	1	2	2	0	0	4	Faircloth, SS	3	0	1	0	0	1	2	2
Schroeder, PH-SS	1	0	0	0	0	1	0	0	Carrwell, PH	0	0	0	0	1	0	0	0
DeMoura, 2B	4	0	1	3	0	0	0	2	Lawler, C	2	1	1	1	0	1	5	1
Smith, PH-2B	1	0	1	0	0	0	0	0	Combs, PH-1B	2	0	0	0	0	1	0	0
Embler, 1B	6	0	2	2	0	2	13	1	Roupe, P							0	0
McClellan, RF	4	1	0	0	1	2	3	1	Stutz, P							0	0
Dawsey, P							0	0	Flowers, P							0	0
Sauve, P							1	0	Siegel, P							0	0
Vining, P							0	0	Boyle, P							0	1
									Hillier, P							0	0
	39	17	15	15	11	6	27	11		34	5	9	5	3	6	27	11

SCORE BY INNINGS

	1	2	3	4	5	6	7	8	9	10	11	12	13	14	15	16	17	18	R	H	E
CLEMSON	0	1	1	0	6	3	3	2	1										17	15	0
NC STATE	0	1	3	0	0	0	0	0	1										5	9	1

E- Lawler

~~2B~~

LOB- CLEMSON 9, NC STATE 6

2B- Monin, Tracey, Miller 2, Monahan 2, Faircloth

HR- Lawler (2), Edens (15), Hampton (10), Galloway (2), Larater (6)

SB- McClellan, Hampton

CS- Hampton

S- DeMoura, Eydenberg

SF- Winkler

CLEMSON	IP	H	R	ER	BB	SO	NC STATE	IP	H	R	ER	BB	SO
Dawsey	3.2	6	4	4	1	2	Roupe (L, 7-2)	4	4	5	5	5	2
Sauve (W, 6-2)	3.1	1	0	0	0	2	Stutz	0	0	3	3	3	0
Vining	1	0	0	0	0	1	Flowers	0.2	1	0	0	0	0
Keppen	1	2	1	1	2	1	Siegel	0.2	0	2	2	2	0
							Boyle	1.3	6	4	4	1	1
							Hillier	2.1	4	3	3	0	3

Roupe faced 3 batters in 5th; Stutz faced 3 batters in 5th

WP- Roupe, Flowers 2, Siegel, Boyle, Hillier

PB- Lawler 2

BK-

HBP- Brizek (by Roupe)

U- Waller (HP), Morris (1B), Pittman (2B), Rountree (3B)

T- 2:44

1994 ACC TOURNAMENT

Game # 12

Date 5/20/94 Time 7:30pm Stadium MUNICIPAL STADIUM City GREENVILLE, S.C.

CLEMSON	AB	R	H	BI	BB	SO	PO	A	GEORGIA TECH	AB	R	H	BI	BB	SO	PO	A
SHANE MCNAHAN RF	3	2	1	1	2	0	4	0	NOMAR GARCIAPARRA SS	5	1	1	1	0	0	1	2
MIKE HAMPTON 3B	5	2	3	1	0	0	1	4	SCOTT MCINTYRE 2B	5	1	1	0	0	2	5	4
DAVID MILLER LF	4	1	2	3	1	1	0	1	JASON VARITEK C	5	0	1	1	0	3	6	1
MIKE EYDENBERG C	5	0	1	2	0	0	14	0	JAY PAYTON CF	4	0	2	1	0	1	1	0
ANDY MONIN DH	3	1	2	2	2	0	0	0	SCOTT BYERS 1B	3	1	0	0	1	1	9	2
SETH BRIZEK SS	4	0	0	0	1	3	2	1	BRANDON HENSLEY 3B	4	1	2	2	0	0	0	4
JASON EMALER 1B	5	0	0	0	0	1	6	0	MICHAEL SCROW LF	3	1	1	0	1	2	2	0
ERIC DEMOURA 2B	4	2	2	0	0	0	0	4	MICHAEL SMITH RF	4	0	2	0	0	1	1	0
JASON DAWSEY CF	4	1	0	0	1	0	0	0	TUCKER BARR DH	4	1	0	0	0	3	0	0
KRIS BENSON P	0	0	0	0	0	0	0	1	SHANE MCGILL P	0	0	0	0	0	0	1	0
KEN VINING P	0	0	0	0	0	0	0	0	CHRIS MYERS P	0	0	0	0	0	0	1	0
4-15 overall record	37	9	11	9	7	5	27	11	43-14 overall record	37	6	10	5	2	13	27	13

SCORE BY INNINGS

	1	2	3	4	5	6	7	8	9	10	11	12	13	14	15	16	17	18	R	H	E
CLEMSON	2	2	0	2	2	1	0	0	0										9	11	0
GEORGIA TECH	0	6	0	0	0	0	0	0	0										6	10	0

E- HAMPTON, DAWSEY

DP- CU: 0

GAT: 0

LOB- CU: 9

GAT: 6

2B- HAMPTON 2, PAYTON, SMITH, EYDENBERG

3B- —

HR- HENSLEY (10), MONIN (7)

SB- MCNAHAN, MILLER

CS- BRIZEK

S- —

SF- —

CLEMSON	IP	H	R	ER	BB	SO	GEORGIA TECH	IP	H	R	ER	BB	SO
KRIS BENSON	1.1	7	6	5	1	1	SHANE MCGILL (4.1)	4.1	9	8	8	6	3
KEN VINING (W, 3-0)	7.2	3	0	0	1	12	CHRIS MYERS	4.2	2	1	1	1	2

WP- MCGILL

PB- —

BK- —

HBP- DEMOURA (by MCGILL)

U- WAYNE MORRIS (HP); BRUCE RAVAN (1B); BILLY PITTMAN (2B); HANK ROUNTREE (3B) T- 2:55 A- 7,938

Game # 13

Time

Time ~~2:39~~ 2:41 AM

Stadium GREENVILLE MUNICIPAL STADIUM

City GREENVILLE

SCORE BY INNINGS	1	2	3	4	5	6	7	8	9	10	11	12	13	14	15	16	17	18	R	H	E
FLORIDA STATE	3	0	5	2	0	0	0	0	0										10	13	1
Clemson	1	0	2	1	0	0	0	0	0										4	11	3

LOB- FLORIDA STATE 7 CLEMSON 10

3B-

SB- MILLER

CS- MILLER NILES

S-

SF—

WP-SAUVE

PB-

BK-

HBP- By MATZ (MENTKIEWICZ)

U-WALLER-HP, SEBASTIAN-1B, RAVAN-2B, PITMAN-3B

T- 2:39

A-5,248

1994 ACC TOURNAMENT CHAMPIONSHIP GAME SportSouth TV Game # 16

Date May 22, 1994 Time 1 PM Stadium Greenville Municipal Stadium City Greenville, SC

FLORIDA STATE	AB	R	H	BI	BB	SO	PO	A	CLEMSON	AB	R	H	BI	BB	SO	PO	A
Lopez, 2B	5	0	1	0	0	2	3	4	Monahan, RF	4	2	3	2	0	0	0	0
Gientkiewicz, 1B	4	0	0	0	1	1	9	2	Hampton, 3B	1	0	0	0	3	1	1	6
Martin, C	3	1	0	0	1	2	5	1	Miller, LF	3	1	1	0	1	1	0	0
Weaver, DH	3	0	1	1	1	0	0	0	Monin, DH	3	0	1	2	0	1	0	0
Hodges, RF	3	0	0	0	1	1	3	0	Eydenberg, C	3	0	0	0	1	0	9	1
Torrett, SS	4	0	2	0	0	1	0	3	DeMoura, 2B	4	0	1	0	0	1	1	3
Zech, LF	3	0	0	0	0	1	0	0	Brizek, SS	3	1	1	0	0	0	0	3
Nedean, CF	3	0	1	0	0	0	2	0	Embler, 1B	3	0	0	0	0	1	14	1
Morris, PH	1	0	0	0	0	1	0	0	Dawrey, CF	3	0	0	0	1	0	1	0
Niles, 3B	2	0	0	0	0	1	1	2	Watson, P							0	1
Buttery, PH	1	0	0	0	0	0	0	0	Holtz, P							1	1
Yocum, P							1	1	Winchester, P							0	0
Butler, P							0	2									
Morgan, P							0	0									
	32	1	5	1	4	10	24	15		27	4	7	4	6	5	27	16

SCORE BY INNINGS	1	2	3	4	5	6	7	8	9	10	11	12	13	14	15	16	17	18	R	H	E
Florida St.	1	0	0	0	0	0	0	0	0										1	5	0
Clemson	0	0	2	0	0	2	0	0	X										4	7	2

E- Brizek, Eydenberg

DP- FSU 1 LOB- CU 8, FSU 11

2B- Weaver, Monin, Lopez 3B-

HR- Monahan (11)

SB- CS- Hampton

S- Niles, Embler, Monin SF-

FLORIDA STATE	IP	H	R	ER	BB	SO	CLEMSON	IP	H	R	ER	BB	SO
Yocum	2 1/3	2	0	0	2	1	Watson	2 1/3	2	1	1	2	0
Butler (L, 0-2)	3 2/3	4	4	4	4	4	Holtz (W, 6-0)	8	3	0	0	2	10
Morgan	2	1	0	0	0	0	Winchester (Save, 10)	1/3	0	0	0	0	0

zech reached on catcher's interference

WP- PB- BK-

HBP- Martin (by Holtz), Brizek (by Butler)

U- Morris, Rountree, Pittman, Ryon, Sebastian, Cage T- 2:54 A- 6,658

(HP) (1B) (2B) (3B) (LF) (RF)

Tournament Total = 40,028

Game # 5

Date 27 MAY 1994 Time 3:00 PM Stadium TIGER FIELD

City - CLEMSON, S.C.

CLEMSON (56-17)	AB	R	H	BI	BB	SO	PO	A	NOTRE DAME (45-15)	AB	R	H	BI	BB	SO	PO	A
NAHAN, RF	4	1	0	0	0	0	0	0	LAYSON, 2B	4	2	1	0	0	0	4	5
HAMPTON, 3B	3	0	0	0	1	0	1	2	SOLLMANN, CF	4	2	2	0	1	1	3	0
MILLER, LF	4	0	2	1	0	0	1	0	TOPHAM, RF	3	0	1	1	2	0	0	0
EYDENBERG, C	4	0	0	0	0	0	3	0	KENT, 3B	5	1	1	2	0	0	0	1
MONIN, DH	3	0	1	0	0	1	0	0	HAS, 1B	5	1	3	3	0	0	9	1
BRIZEK, SS	2	0	0	0	0	0	2	7	RESTOVICH, DH	5	1	4	0	0	0	0	0
DEMOURA, 2B	3	0	1	0	0	0	2	5	FAILLA, SS	4	0	2	1	0	0	3	5
DUFFIE, PH	1	0	0	0	0	0	0	0	RICHARDS, LF	3	0	0	0	1	0	5	0
EMBLER, 1B	3	0	0	0	0	0	13	1	LISANTI, C	4	1	1	0	0	0	3	0
GALLOWAY, PH	1	0	0	0	0	1	0	0	KRAUS, P							0	1
DANSEY, CF	2	0	1	0	1	0	1	0									
BENSON, P							1	0									
SAUVE, P							0	0									
MATZ, P							0	0									
EGGLESTON, P							0	0									
	30	1	5	1	2	2	24	15		37	8	15	7	4	1	21	13

SCORE BY INNINGS	1	2	3	4	5	6	7	8	9	10	11	12	13	14	15	16	17	18	R	H	E
CLEMSON	0	0	0	0	0	0	0	1	0										1	5	2
NOTRE DAME	4	0	1	0	0	0	0	3	X										8	15	0

E- BRIZEK, EYDENBERG

DP-NOTRE DAME 2, CLEMSON 1

LOB- CLEMSON 6, NOTRE DAME 10

2B- HAAS, KENT, SOLLMAN, MILLER

384

SB- LISANTI (4), FAILLA (13)

4544

374

[illegible]

MINIZ FACED 2 BATTERS IN 8th

WP- KRAUS

PB-EYDENTBERG

BK-

HBP- BY KRAUS (BRIZEK), BY KRAUS (MONIN), BY KRAUS (BRIZEK), BY SAUVE (LAYSON)

U-MSKINNEY, MINTER, BRUNS AND RUNCHEY

T- 1159

A-2,716

Game # 7

[illegible]

SCORE BY INNINGS	1	2	3	4	5	6	7	8	9	10	11	12	13	14	15	16	17	18	R	H	E
OLD DOMINION	0	0	0	0	0	0	0	0	1										1	8	2
CLEMSON	2	0	1	3	0	0	0	0	X										6	7	0

SE-4

[illegible]

A- _____

1994 NCAA East Regional

Game # 9Date 28 MAY 1994 Time 7:30 PM Stadium TIGER FIELDCity CLEMSON, S.C.

CLEMSON	AB	R	H	BI	BB	SO	PO	A	AUBURN	AB	R	H	BI	BB	SO	PO	A
VAHAN, RF	4	0	2	4	0	1	2	0	WAGGONER, 1B	3	1	0	0	2	2	11	0
HAMPTON, 3B	4	0	2	0	1	0	0	1	MENALLY, 3B	4	3	2	0	0	1	0	2
MILLER, LF-1B	5	0	0	0	0	1	1	0	BELLHORN, 2B	5	3	3	1	0	1	2	6
EYDENBERG, C	4	0	1	0	1	0	7	0	MOORE, SS	4	2	2	2	0	0	1	4
MONAHAN, DH	4	0	0	0	1	1	0	0	KILLIMETT, RF	5	1	3	3	0	1	3	0
DEMURA, 2B	3	0	1	0	0	0	1	3	KEY, CF	5	1	3	2	0	0	2	0
GALLOWAY, PH	1	0	0	0	0	0	0	0	WHITTENBURG, CF	0	0	0	0	0	0	0	0
SMITH, 2B	1	0	0	0	0	0	0	0	SANDERS, LF	3	0	0	0	1	1	3	0
BRIZEK, SS	4	2	1	0	0	1	1	2	MACRORY, DH	1	0	0	0	0	0	0	0
EMBLER, 1B	3	1	1	0	0	0	8	1	RUCH, DH	2	0	0	0	0	0	0	0
DUFFIE, PH	0	0	0	0	1	0	0	0	LEWIS, C	3	0	0	1	0	2	4	0
MSCLEON, PR-LF	0	1	0	0	0	0	1	0	MORRISON, P							1	0
DAWSEY, CF	3	1	1	0	1	0	2	0	HALLA, P							0	0
HOLTZ, P							1	1									
VINING, P							0	0									
EGGLESTON, P							0	0									
WINCHESTER, P							0	0									
WATSON, P							0	0									
	36	5	9	4	5	4	24	8		35	11	13	9	3	8	27	12

SCORE BY INNINGS

	1	2	3	4	5	6	7	8	9	10	11	12	13	14	15	16	17	18	R	H	E
CLEMSON	0	0	0	0	2	1	0	2	0										5	9	3
AUBURN	1	1	2	3	0	4	0	0	X										11	13	1

E- VINING, EGGLESTON, DAWSEY, MENALLY

DP- CLEMSON 1, AUBURN 1

LOB- CLEMSON 11, AUBURN 8

2B- BELLHORN 2, EMBLER, MONAHAN, BRIZEK ~~BB~~

HRA

SB- MENALLY (12)

~~BB~~

S- MACRORY, MENALLY, MOORE

SF- MONAHAN

CLEMSON	IP	H	R	ER	BB	SO	AUBURN	IP	H	R	ER	BB	SO
HOLTZ (L, 6-1)	2 $\frac{1}{3}$	7	4	4	1	5	MORRISON (W, 9-2)	7 $\frac{1}{3}$	8	5	4	3	3
VINING	1 $\frac{1}{3}$	2	3	3	1	1	HALLA	1 $\frac{2}{3}$	1	0	0	2	1
EGGLESTON	1 $\frac{1}{3}$	2	3	2	0	1							
WINCHESTER	2	2	1	0	1	1							
WATSON	1	0	0	0	0	0							

EGGLESTON FACED 3 BATTERS IN 6TH

WP- MORRISON

PB- EYDENBERG

~~BB~~

HBP- BY EGGLESTON (LEWIS), BY MORRISON (BRIZEK), BY WINCHESTER (SANDERS)

U- MCKINNEY, JANUARY, RODRIGUEZ AND BRUNS

T- 2:58

A- 5,879