

1993

# Clemson University Baseball Stats, 1993

Clemson University

Follow this and additional works at: [https://tigerprints.clemson.edu/baseball\\_stats](https://tigerprints.clemson.edu/baseball_stats)

Materials in this collection may be protected by copyright law (Title 17, U.S. code). Use of these materials beyond the exceptions provided for in the Fair Use and Educational Use clauses of the U.S. Copyright Law may violate federal law.

For additional rights information, please contact Kirstin O'Keefe (kokeefe [at] clemson [dot] edu)

For additional information about the collections, please contact the Special Collections and Archives by phone at 864.656.3031 or via email at cuscl [at] clemson [dot] edu

---

## Recommended Citation

University, Clemson, "Clemson University Baseball Stats, 1993" (1993). *Baseball Statistics and Results*. 67.  
[https://tigerprints.clemson.edu/baseball\\_stats/67](https://tigerprints.clemson.edu/baseball_stats/67)

This Article is brought to you for free and open access by the Athletics at TigerPrints. It has been accepted for inclusion in Baseball Statistics and Results by an authorized administrator of TigerPrints. For more information, please contact [kokeefe@clemson.edu](mailto:kokeefe@clemson.edu).



# OFFICIAL NCAA BOX SCORE

Date 2/20/93 Time 2:00 PM Stadium TIGER FIELD City CLEMSON, S.C.

AUBURN	AB	R	H	RBI	BB	SO	PO	A	CLEMSON	AB	R	H	RBI	BB	SO	PO	A
CHRISTOPHER, CF	5	0	1	1	1	0	2	0	MEMILLON, LF	4	1	0	0	0	0	1	3
WAGGONER, LF	4	1	1	1	1	2	1	0	MCCLEON, DH	4	1	1	3	1	1	0	2
SHANKS, 3B	4	0	2	0	1	1	3	2	MONAHAN, 1B	3	1	2	0	2	0	7	0
ALYER, 1B	4	0	2	1	1	2	8	2	WILLIAMS, CF	4	0	1	1	1	0	4	0
DUKE, DH-C	3	1	0	0	1	0	2	1	SATTERFIELD, RF	3	0	0	0	2	0	2	0
MOORE, SS	4	2	1	2	1	1	2	3	MILLER, 3B	5	1	1	0	0	1	0	2
KILLIMET, RF	4	1	1	0	1	2	1	0	MONIN, C	4	1	1	1	0	1	10	0
BELLHORN, 2B	5	1	2	1	0	0	4	0	BRIZER, SS	4	2	2	0	0	0	0	2
LEWIS, C	3	0	0	0	0	0	4	1	MORRIS, 2B	3	2	2	0	0	1	3	5
KEY, PH	1	0	0	0	0	0	0	0	TAULBEE, P							0	0
HEBEL, P	0	0	0	0	0	0	0	0	KEPPEN, P							0	0
X WHITTENBERG, PH	0	0	0	0	0	0	0	0	DAWSEY, P							0	0
JOHNSON, P								1									
SULLIVAN, P								0									
TOTALS	37	6	10	6	7	8	24	13	TOTALS	34	9	10	5	7	4	27	9

X-AWARDED FIRST BASE ON CATCHER'S INTERFERENCE

SCORE BY  
INNINGS

AUBURN

CLEMSON

0	0	1
0	5	0

2	2	0
1	1	0

0	1	0
0	2	X



R H

6 10

9 10

E-MOORE, MEMILLON, SHANKS, MONIN

LEFT-AUBURN 13, CLEMSON 9

2B-MONAHAN BELLHORN

3B-MONAHAN

HR-MOORE (1)

SB-WILLIAMS (1), SATTERFIELD (1), MILLER (1)

CS-MONAHAN

1344

544

AUBURN	AB	BF	IP	H	R	ER	BB	SO	CLEMSON	AB	BF	IP	H	R	ER	BB
JOHNSON (L, 2-1)	19	21	4	7	7	5	1	2	TAULBEE (W, 1-0)	22	25	5	7	5	5	3
HEBEL	12	16	3	3	2	1	2	2	KEPPEN	7	10	2	1	0	0	2
SULLIVAN	3	5	1	0	0	0	2	0	DAWSEY (S-1)	8	11	2	2	1	1	2

JOHNSON FACED 1 BATTER IN 5th; HEBEL FACED 3 BATTERS IN 8th

VP-JOHNSON 3

PB-LEWIS 2

HBP-BY JOHNSON (MORRIS), BY KEPPEN (DUKE)

U-THOMPSON, KRAMER, WATKINS

T- 3:05

A- 1,500



# OFFICIAL NCAA BOX SCORE

Date 2/23/93 Time 3:00 Stadium TIGER FIELD

City CLEMSON, S.C.

2-23-93

APPALACHIAN STATE	AB	R	H	RBI	BB	SO	PO	A	CLEMSON	AB	R	H	RBI	BB	SO	PO	A
SHELLMAN, CF	3	1	0	0	0	0	2	0	MSMILLON, LF	4	1	1	0	1	1	2	0
LIVOLSI, PH-CF	1	0	1	0	0	0	1	0	PHILLIPS, PH-LF	1	0	1	1	0	0	1	0
OSBORNE, 1B	4	0	1	0	0	0	5	1	MSCLEON, DH	2	1	1	0	2	1	0	0
MSCRAW, LF	4	1	1	2	0	1	1	0	HACKLE, PH-DH	1	0	0	1	0	0	0	0
MEDANIEL, DH	1	0	0	0	2	0	0	0	MONAHAN, 1B-RF	4	2	2	0	0	0	2	2
REEVES, DH	1	0	0	0	0	1	0	0	D. MILLER, PH-1B	2	0	1	0	0	0	1	0
DEBRUHL, C	4	0	0	0	0	2	5	0	WILLIAMS, CF	4	1	2	2	0	0	1	0
BONNER, RF	4	0	2	0	0	0	1	0	SATTERFIELD, RF	3	0	1	1	0	0	1	0
COX, 3B	3	0	0	0	0	0	2	0	MORK, 2B	2	1	1	0	0	1	2	0
ALLARD, PH-3B	1	0	0	0	0	0	0	0	J. MILLER, 3B	3	2	2	3	0	0	1	2
BOYLES, 2B	4	0	0	0	0	2	5	3	GALLOWAY, PH-3B	2	1	1	2	0	0	0	0
EWASKO, SS	2	0	1	0	0	0	2	3	MONIN, C	2	0	1	1	2	1	3	0
SUGGS, PR-SS	1	0	0	0	0	0	0	0	EYDENBURG, C	0	1	0	0	1	0	3	0
VULLO, P								0	BRIZEK, SS	4	1	2	1	0	1	1	3
BRONACK, P								0	TAYLOR, SS	1	1	1	0	0	0	0	1
HEAVNER, P								0	MORRIS, 2B	1	1	0	0	1	0	2	2
BAYNARD, P								0	HAMPTON, PH-1B	1	0	1	0	1	0	0	1
									SAUVE, P								2
									WINCHESTER, P								0
									DAWSEY, P								0
									CARTER, P								0
TOTALS	33	2	6	2	2	6	24	8	TOTALS	38	13	18	12	8	5	27	12

SCORE BY	APPALACHIAN STATE	0	0	0	0	0	2	0	0	0							R H E
INNINGS	CLEMSON	0	2	2	3	1	3	0	2	X							- 2 6 1
																	- 13 18 2

E- BRIZEK 2, COX

DP- APPALACHIAN STATE 3, CLEMSON 1 LEFT- APPALACHIAN STATE 6, CLEMSON 11

2B- HAMPTON, GALLOWAY, MSMILLON

HR- MILLER 2(2), BRIZEK 1, MSCRAW 2

SB- MEDANIEL 2(2), MSCLEON 1, MONAHAN 1

SF- WILLIAMS, HACKLE

APPALACHIAN STATE	AB	BF	IP	H	R	ER	BB	SO	CLEMSON	AB	BF	IP	H	R	ER	BB	SO
VULLO (L, 0-2)	13	17	3	5	5	4	3	2	SAUVE (W, 1-0)	20	22	6	2	2	2	2	1
BRONACK	5	8	1	3	3	3	3	0	WINCHESTER	4	4	1	1	0	0	0	1
HEAVNER	15	16	3	8	3	3	0	3	DAWSEY	5	5	1	2	0	0	0	2
BAYNARD	4	7	1	2	2	2	2	0	CARTER	4	4	1	1	0	0	0	1

VULLO FACED 1 BATTER IN 4TH, BRONACK PITCHED TO 2 BATTERS IN 5TH

WP- BAYNARD 2

PB- DEBRUHL

U- THOMPSON AND POWELL

T- 2:53

A- 300



# OFFICIAL NCAA BOX SCORE

Date 24 FEBRUARY '73 Time 3:00

Stadium TIGER FIELD

City CLEMSON, S.C.

WINTHROP	AB	R	H	RBI	BB	SO	PO	A	CLEMSON	AB	R	H	RBI	BB	SO	PO	A
OSTERMEYER, 2B-SS	4	1	0	0					McMILLON, LF	5	2	5	3				
KNOX, LF	4	1	1	0					McCLEON, DH	4	1	1	1				
BEVIL, C	4	1	3	3					MONAHAN, 1B	5	1	1	0				
HOTTLE, 1B	3	1	1	1					WILLIAMS, CF	3	0	0	2				
BRACEY, 3B	3	1	1	2					SATTERFIELD, RF	4	0	1	0				
SCHIEDEN, CF	5	0	1	0					J. MILLER, 3B	4	1	0	1				
SEXTON, DH	4	0	0	0					MORRIS, PH-SS	0	0	0	0				
COOKE, RF	3	1	1	0					MONIN, C	4	1	2	0				
ODEAN, SS	3	0	0	0					EYDENBERG, C	1	0	1	0				
KELLER, PH	1	0	1	0					BRIZEK, SS	3	3	1	0				
DERWIN, 2B	0	0	0	0					GALLOWAY, PH-3B	1	0	0	0				
									MORRIS, 2B	1	2	1	1				
									HAMPTON, PH	1	0	0	0				
									TAYLOR, 2B	1	0	0	0				
TOTALS	34	6	9	6					TOTALS	37	11	13	8				

SCORE BY  
INNINGS

WINTHROP  
CLEMSON

0 0 5  
2 1 0

1 0 0  
2 3 1

0 0 0  
2 0 X

R H E  
6 9 7  
11 15 3

E- BRACEY 2, SCHIEDEN, ODEAN, PHILLIPS, MONIN, COOKE 2, BEVIL, BRIZEK

DP- CLEMSON 2 LEFT- WINTHROP 9, CLEMSON 9

2B- BEVIL, MORRIS, McMILLON, KELLER, ~~PH~~

HR- BRACEY (1)

SB- HOTTLE (1)

CSH

SH- MORRIS

SF- WILLIAMS 2

WINTHROP	IP	H	R	ER	BB	SO	CLEMSON	IP	H	R	ER	BB	SO
DALE (L, 1-2)	4 <sup>2</sup> / <sub>3</sub>	7	8	6	3	3	KEPPEN	3	5	5	5	2	3
MYERS	1 <sup>1</sup> / <sub>3</sub>	3	3	1	0	0	PHILLIPS (W, 1-0)	3	2	1	0	2	2
LINK	<sup>1</sup> / <sub>3</sub>	1	0	0	0	0	WINCHESTER	2	1	0	0	3	2
HARMON	1 <sup>2</sup> / <sub>3</sub>	2	0	0	1	1	HOLTZ	1	1	0	0	0	0

WEX

PB- BEVIL

WEX

HBP- McCLEON (BY DALE)

U- MANDERS AND HURST

T- 3:08

A- 300



# OFFICIAL NCAA BOX SCORE

Date 2/27/93 Time 2:00 PM Stadium TIGER FIELD City CLEMSON, S.C.

DUKE	AB	R	H	RBI	BB	SO	PO	A	CLEMSON	AB	R	H	RBI	BB	SO	PO	A
FARMER, CF	3	2	1	0	0	1	4	0	MSMILLON, LF	5	0	2	1	1	1	1	0
DUARTE, LF	4	1	2	0	0	1	1	0	MCLEON, RF	5	0	0	0	1	2	3	0
PINONI, DH-1B	3	1	0	2	1	0	3	1	MONAHAN, 1B	2	0	0	0	0	1	5	0
JACKSON, 1B-P	5	1	3	0	0	1	7	0	HACKLE, PH-1B	3	0	1	0	0	0	5	0
MCNALLY, 3B	4	0	2	2	1	0	0	1	SATTERFIELD, PR	0	0	0	0	0	0	0	0
PISCORIK, 2B	2	0	0	1	0	1	1	5	MILLER, 1B	0	0	0	0	0	0	0	1
OLEXA, SS	4	0	0	0	1	1	2	4	GALLOWAY, PH	0	0	0	0	1	0	0	0
HARRELL, C	4	0	0	0	0	0	9	1	WILLIAMS, CF	5	1	2	1	0	2	3	1
HOPKINS, RF	2	2	1	0	2	1	0	0	HAMPTON, DH	3	1	1	0	0	1	0	0
SCHONEWEIS, P							0	0	PHILLIPS, DH	3	0	2	0	0	0	0	0
SHIPMAN, P							0	0	MILLER, 3B	4	2	1	0	0	0	0	3
									MONIN, C	4	1	2	1	1	0	6	0
									BRIZEK, SS	4	0	3	2	0	0	1	2
									MORRIS, 2B	0	1	0	0	1	0	3	0
									MORRIS, 2B	1	0	0	0	2	1	0	1
									TAYLOR, 2B-SS	2	0	1	0	0	0	0	1
									TAULBEE, P								0
									WINCHESTER, P								0
									DAWSEY, P								0
									HOLTZ, P								0
									KEPPEN, P								0
TOTALS	31	7	9	5	5	6	27	12	TOTALS	41	6	15	5	7	8	27	9

SCORE BY  
INNINGS

DUKE

CLEMSON

0	0	0
0	1	2

0	3	0
0	2	0

1	1	2
0	0	1



R	H	E
7	9	:
6	15	:

E- FARMER, MONIN, BRIZEK, TAULBEE, MCNALLY

DP- CLEMSON (, DUKE ) LEFT- DUKE 9, CLEMSON 17

2B- JACKSON 2, MILLER, MSMILLON 2

SB- HOPKINS (5), BRIZEK (1), MSMILLON (1)

SH- FARMER, PISCORIK, DUARTE SF- PINONI, PISCORIK

DUKE	AB	BF	IP	H	R	ER	BB	SO	CLEMSON	AB	BF	IP	H	R	ER	BB	SO
SCHONEWEIS	21	27	4 <sup>2</sup> / <sub>3</sub>	7	5	5	5	4	TAULBEE	20	23	5	4	3	1	1	
SHIPMAN	8	8	1 <sup>1</sup> / <sub>3</sub>	3	0	0	0	1	WINCHESTER	4	7	2	1	1	1	1	
JACKSON (W, 3-0)	12	15	3	5	1	1	2	3	DAWSEY	2	2	0	2	1	1	0	
									HOLTZ (L, 0-1)	4	8	1 <sup>1</sup> / <sub>3</sub>	2	2	2	2	
									KEPPEN	1	3	2 <sup>2</sup> / <sub>3</sub>	0	0	0	1	

SHIPMAN FACED 1 BATTER IN 7TH, DAWSEY FACED 2 BATTERS IN 8TH

WP- SCHONEWEIS 2

WILLIAMS (BY JACKSON)

BK- SCHONEWEIS

HBP- PISCORIK (BY TAULBEE), MILLER (BY SCHONEWEIS), FARMER (BY TAULBEE)

U- KRAMER, DEUTSCH AND SCHMIDT

T- 3:17 A- 1,500



## OFFICIAL NCAA BOX SCORE

Date 2-28-93 Time 2:00 PM Stadium TIGER FIELD City CLEMSON, S.C.

DUKE	AB	R	H	RBI	BB	SO	PO	A	CLEMSON	AB	R	H	RBI	BB	SO	PO	A
FARMER, CF	6	0	2	0	0	1	1	0	McMILLON, LF	3	3	3	1	1	0	1	0
JACKSON, 1B	6	1	1	0	0	0	4	2	HACKLE, 1B	1	0	0	0	0	0	4	1
KING, LF	3	1	1	1	1	2	1	0	McCLEON, DH	2	2	1	1	0	1	0	0
KAVY, C	0	0	0	0	0	0	0	0	PHILLIPS, DH	1	1	1	2	0	0	0	0
GRIFFIS, C	1	0	0	0	0	0	0	0	MELZER, DH	2	0	1	0	0	0	0	0
HAMMOND, PH	1	0	0	0	0	1	0	0	MONAHAN, 1B-CF	5	1	4	3	0	0	6	0
PINONI, DH	5	1	3	2	0	0	0	0	D. MILLER, PH-LF	1	0	0	0	0	0	0	0
MENALLY, 3B-SS	5	1	2	0	0	2	2	0	WILLIAMS, CF	3	0	1	2	0	0	1	0
PISCORIK, 2B	3	1	0	0	2	0	1	3	HAMPTON, LF-RF	1	1	1	0	0	0	0	0
OLEXA, SS	3	0	2	1	1	0	4	3	SATTERFIELD, RF-CF	3	2	1	1	1	0	4	0
JOWERS, 3B	1	1	1	3	0	0	1	0	J. MILLER, 3B	4	0	0	0	0	0	1	1
HOPKINS, RF	2	0	0	0	1	1	0	0	GALLOWAY, PH-3B	1	1	0	0	0	0	0	0
BLES, PH-RF	2	0	0	0	0	0	0	0	EYDENBERG, C	5	1	2	3	0	0	6	1
M. HARRELL	2	0	0	0	0	0	1	0	TAYLOR, SS	5	1	1	2	0	0	0	5
DUARTE, PH-LF	1	1	0	0	2	0	0	0	MORRIS, 2B	4	3	3	0	0	0	3	5
STARMAN, P	0	0	0	0	0	0	0	0	PHILLIPS, P	0	0	0	0	0	0	0	0
P. HARRELL, P	0	0	0	0	0	0	1	0	KEPPEN	0	0	0	0	0	0	0	0
FISCHER, P	0	0	0	0	0	0	0	0	ENGLESTON, P	0	0	0	0	0	0	1	0
CASEY, P	0	0	0	0	0	0	0	0	DAWSEY, P	0	0	0	0	0	0	0	0
BARR, P	0	0	0	0	0	0	0	0									
SANDER, P	0	0	0	0	0	0	0	0									
TOTALS	41	7	12	7	7	7	24	8	TOTALS	41	16	14	15	2	1	27	13

SCORE BY  
INNINGS

DUKE

CLEMSON

1 0 1  
2 3 00 1 1  
1 7 00 3 0  
3 0 XR H E  
- 7 12 2  
- 16 19 3

E-TAYLOR 3, FISCHER, JACKSON

DP-CLEMSON 1 DUKE 2 LEFT-DUKE 14, CLEMSON 8  
MENALLY, TAYLOR, PHILLIPS, FARMER

2B-JACKSON, OLEXA, McMILLON, McCLEON, 3B-

HR-PINONI (3), JOWERS (1)

SB-MONAHAN (2), MORRIS (1), McMILLON (2), EYDENBERG (1)

CS-SH-SF-WILLIAMS SATTERFIELD

DUKE	AB	BF	IP	H	R	ER	BB	SO	CLEMSON	AB	BF	IP	H	R	ER	BB	SO
STARMAN (L, 1-2)	9	13	2	5	5	5	1	0	PHILLIPS (W, 1-0)	22	26	5	7	3	3	4	5
P. HARRELL	14	16	2 1/3	6	7	7	1	1	KEPPEN	9	12	2	2	1	1	3	1
FISCHER	4	4	1 1/3	2	1	0	0	0	EGGLESTON	6	6	1	2	3	0	0	0
CASEY	4	5	1	2	0	0	0	0	DAWSEY	4	4	1	1	0	0	0	0
BARR	7	7	1	3	3	2	0	0									
SANDER	3	3	1	1	0	0	0	0									

2-PHILLIPS, KEPPEN, BARR

BK-PHARRELL

HBP-BY STARMAN (McCLEON), BY P. HARRELL (MORRIS), BY CASEY (McMILLON)

U-DEUTSCH, SCHMIDT, KRAMER

T-3:09 A-1,500



# OFFICIAL NCAA BOX SCORE

Date 3/1/93 Time 3:00PM Stadium TIGER FIELD City CLEMSON, S.C.

DUKE	AB	R	H	RBI	BB	SO	PO	A	CLEMSON	AB	R	H	RBI	BB	SO	PO	A
FARMER, CF	5	3	3	1	1	1	1	0	McMILLON, LF	3	1	1	0	2	1	1	0
JACKSON, LF-P	4	3	2	1	2	0	2	1	McCLEON, RF	3	1	2	0	1	0	1	0
PINONI, 1B	6	2	5	4	0	0	7	0	MONAHAN, 1B	5	1	3	1	0	1	10	0
MENALLY, 3B	5	1	2	1	0	2	2	2	WILLIAMS, CF	5	1	2	0	0	0	3	1
JOWERS, DH	3	0	1	1	0	1	0	0	J. MILLER, 3B	5	0	2	0	0	0	1	5
DUARTE, LF	2	1	2	0	0	0	0	0	MORRIS, 2B	5	0	2	1	0	1	2	2
PISCORIK, 2B	5	0	0	1	1	1	6	4	HAMPTON, DH	5	0	1	0	0	1	0	0
OLEXA, SS	6	1	2	2	0	0	1	4	MONIN, C	5	0	1	1	0	2	6	1
HOPKINS, RF	4	2	2	0	1	0	1	0	MORK, SS	3	0	1	0	0	1	3	3
M. HARRELL, C	5	0	0	0	0	1	7	0	TAYLOR, PR-SS	0	0	0	0	0	0	0	2
DARWIN, P							0	2	GALLOWAY, PH	1	0	0	0	0	0	0	0
									SAUVE, P								0 1
									D. MILLER, P								0 C
TOTALS	45	13	19	11	5	6	27	13	TOTALS	40	4	15	3	3	7	27	15

X-AWARDED 1ST BASE ON CATCHER'S INTERFERENCE

SCORE BY  
INNINGS

DUKE

CLEMSON

4	2	2
0	0	1

0	0	0
0	1	0

2	1	2
2	0	0



R	H
13	19
4	15

E-MONIN, MORK 2, MILLER 2, OLEXA

DP-DUKE 2

LEFT-DUKE 12, CLEMSON 14

2B-JACKSON, FARMER, DUARTE 2, WILLIAMS

HR-OLEXA (1) PINONI (4)

SB-FARMER 2(8) OLEXA (3)

CS-FARMER

SF-MENALLY

DUKE	AB	BF	IP	H	R	ER	BB	SO	CLEMSON	AB	BF	IP	H	R	ER	BB	SO
DARWIN (W, 1-0)	25	29	6	9	2	2	3	2	SAUVE (L, 1-1)	35	40	7	15	10	8	3	
JACKSON (S-1)	15	14	3	6	2	2	0	5	D. MILLER	10	12	2	4	3	3	2	

IP-SAUVE

BK-DARWIN

HBP-BY DARWIN (McCLEON), BY JACKSON (MORK)

U-SCHMIDT, KRAMER, DEUTSCH

T-2:58 A-400



CLEMSON  
1993 BASEBALL  
UNC-WILMINGTON vs. CLEMSON  
3/ 2 at

UNC-WILMINGTON	POS	AB	R	H	BI	BB	SO	PO	A	CLEMSON	POS	AB	R	H	BI	BB	SO	PO	A
*HOOKER	LF	4	2	3	1	1	0	5	0	*BILLY MCMILLON	LF	5	0	2	0	0	0	0	0
*HOLLEY	2B	5	0	0	0	0	0	3	3	*DEXTER MCCLEON	DH	5	2	2	0	0	0	0	0
*BROOME	C	5	1	2	1	0	0	1	0	*SHANE MONAHAN	1B	5	3	2	1	0	0	11	0
*BARNHARDT	SS	4	0	2	1	0	1	2	1	*KEITH WILLIAMS	CF	4	2	2	1	1	0	4	0
*BATTS	3B	2	0	1	0	1	0	1	3	*SHAWN SATTERFIELD	RF	3	0	1	2	0	0	3	1
*COOPER	DH	2	0	0	1	0	2	0	0	*MIKE EYDENBERG	C	2	0	2	1	2	0	5	1
*HOLSTAD	RF	3	0	0	0	1	1	0	0	CHAD PHILLIPS	PR	0	0	0	0	0	0	0	0
*MCBRIDE	1B	4	2	2	0	0	0	7	0	ANDY MONIN	C	0	0	0	0	1	0	0	0
*D'ESPOSITO	CF	3	0	1	0	0	0	5	1	*JEFF MILLER	3B	4	0	0	1	1	0	0	0
*BABSON	P	0	0	0	0	0	0	0	1	*HOBY MORK	2B	0	0	0	0	0	0	1	1
ROGERS	P	0	0	0	0	0	0	0	1	JEFF MORRIS	2B	3	0	0	1	0	1	2	4
										*JOE TAYLOR	SS	3	0	0	0	1	0	1	7
										*MICHAEL HOLTZ	P	0	0	0	0	0	0	0	1
										JEFF KEPPEL	P	0	0	0	0	0	0	0	2
TOTALS		32	5	11	4	3	4	24	10	TOTALS		34	7	11	7	6	1	27	17

SCORE BY INNINGS:	1	2	3	4	5	6	7	8	9	R	H	E
UNC-WILMINGTON	2	2	0	0	0	1	0	0	0	5	11	3
CLEMSON	0	0	0	0	2	0	3	2	0	7	11	3

E: HOLLEY, BARNHARDT, BATTS, HOBY MORK, JEFF MORRIS, MICHAEL HOLTZ  
DP: UNC-WILMINGTON 1, CLEMSON 2  
LOB: UNC-WILMINGTON 7, CLEMSON 12  
2B: BROOME, MCBRIDE, SHANE MONAHAN, SHAWN SATTERFIELD, MIKE EYDENBERG (2)  
SB: HOOKER, BARNHARDT, BATTS  
CS: D'ESPOSITO  
SH: COOPER, D'ESPOSITO, SHAWN SATTERFIELD, JEFF MORRIS  
SF: COOPER

UNC-WILMINGTON	IP	H	R	ER	BB	SO	CLEMSON	IP	H	R	ER	BB	SO
*BABSON	6.0	10	5	3	2	1	*MICHAEL HOLTZ	4.0	7	4	1	2	2
ROGERS	2.0	1	2	0	4	0	JEFF KEPPEL	5.0	4	1	0	1	2
TOTALS	8.0	11	7	3	6	1	TOTALS	9.0	11	5	1	3	4

W: JEFF KEPPEL L: BABSON

WP: BABSON, ROGERS (3)  
HB: BABSON, MICHAEL HOLTZ

UMPIRES: THOMPSON AND BARRON

TIME: 2:41

ATTENDANCE: 0



CLEMSON  
1993 BASEBALL  
UNC-WILMINGTON vs. CLEMSON  
3/ 2 at

UNC-WILMINGTON	POS	AB	R	H	BI	BB	SO	PO	A	CLEMSON	POS	AB	R	H	BI	BB	SO	PO	A
*HOOKER	LF	3	0	1	0	1	0	1	0	*BILLY MCMILLON	LF	3	1	1	1	1	1	2	0
*HOLLEY	2B	4	1	3	0	0	0	2	7	SCOTT MELZER	LF	1	0	0	0	0	1	0	0
*BROOME	C	4	1	1	0	0	1	3	1	*JEFF MORRIS	2B	5	3	4	1	0	0	2	2
*BARNHARDT	SS	3	0	0	0	0	1	0	2	*SHANE MONAHAN	1B	5	0	3	0	0	0	5	1
TATUM	PH	1	0	0	1	0	0	0	0	*KEITH WILLIAMS	OH	4	1	3	2	0	0	0	0
*BATTS	3B	2	0	0	0	1	0	2	1	DAVID MILLER	OH	0	0	0	1	0	0	0	0
GLASGOW	PH	1	0	0	0	0	1	0	0	*SHAWN SATTERFIELD	RF	3	1	1	1	0	0	1	0
*MCBRIDE	1B	3	0	0	0	1	2	14	0	DEXTER MCCLEON	RF	2	0	0	0	0	0	0	0
*HOLSTAD	RF	3	0	0	0	0	0	1	0	*CHAD PHILLIPS	CF	3	0	0	0	0	1	2	0
*ALTMAN	OH	2	0	0	0	0	2	0	0	MIKE HAMPTON	1B	1	0	0	0	0	1	2	0
COOPER	PH	1	0	0	0	0	0	0	0	*ANDY MONIN	C	3	0	0	0	1	0	9	1
*D'ESPOSITO	CF	2	0	1	0	0	0	1	0	*PAUL GALLOWAY	3B	2	0	0	0	0	1	0	1
CHAPMAN	PH	0	0	0	0	1	0	0	0	HOBY MORK	3B	1	1	1	0	0	0	0	1
*BAUCOM	P	0	0	0	0	0	0	0	0	*JOE TAYLOR	SS	4	2	2	1	0	0	2	2
CHEEK	P	0	0	0	0	0	0	0	0	*CHRIS STURGEON	P	0	0	0	0	0	0	1	1
PURTLE	P	0	0	0	0	0	0	0	0	RODNEY WILLIAMS	P	0	0	0	0	0	0	0	0
										*JAMIE EGGLESTON	P	0	0	0	0	0	0	1	0
TOTALS		29	2	6	1	4	7	24	11	TOTALS		37	9	15	7	2	5	27	9

SCORE BY INNINGS:	1	2	3	4	5	6	7	8	9	R	H	E
UNC-WILMINGTON	0	0	0	0	0	0	0	0	2	2	6	0
CLEMSON	0	0	0	3	3	0	0	3	0	9	15	0

DP: UNC-WILMINGTON 1, CLEMSON 3  
LOB: UNC-WILMINGTON 4, CLEMSON 8  
2B: BROOME, JEFF MORRIS (2), KEITH WILLIAMS (2)  
3B: SHAWN SATTERFIELD, JOE TAYLOR (2)  
SB: SHANE MONAHAN  
CS: HOLLEY  
SF: DAVID MILLER

UNC-WILMINGTON	IP	H	R	ER	BB	SO	CLEMSON	IP	H	R	ER	BB	SO
*BAUCOM	5.0	9	6	6	1	3	*CHRIS STURGEON	6.0	4	0	0	3	5
CHEEK	2.0	2	0	0	1	1	RODNEY WILLIAMS	2.0	0	0	0	0	1
PURTLE	1.0	4	3	3	0	1	JAMIE EGGLESTON	1.0	2	2	2	1	1
TOTALS	8.0	15	9	9	2	5	TOTALS	9.0	6	2	2	4	7

W: CHRIS STURGEON L: BAUCOM

B: JAMIE EGGLESTON  
HB: CHEEK

UMPIRES: BARRON AND THOMPSON

TIME: 2:12

ATTENDANCE: 150



CLEMSON (6-3,1-3)	AB	R	H	RBI	BB	SO	PO	A	WAKE FOREST (5-1,1-0)	AB	R	H	RBI	BB	SO	PO	A
BILLY McMILLON, CF	4	0	0	0	0	0	1	0	KYLE WAGNER, C	3	0	0	0	0	1	2	0
DEXTER McCLEON, DH	2	1	2	0	0	0	0	0	BRET WAGNER, CF	3	1	1	0	0	0	1	0
SHANE MONAHAN, 1B	3	0	1	0	0	0	1	0	STEVE DEFRANCO, 1B	3	0	2	1	0	0	7	0
KEITH WILLIAMS, CF	1	0	0	1	1	0	4	0	CHRIS SMITH, DH	3	0	0	0	0	0	0	0
SHAWN SATTERFIELD, RF	3	0	2	0	0	0	0	0	BRAD PRYCE, LF	3	1	2	1	0	0	1	0
JEFF MILLER, 3B	3	0	1	0	0	2	0	5	JASON KRAMER, 3B	1	0	0	0	2	0	1	0
ANDY MONIN, C	3	0	0	0	0	0	1	0	MATT RIGGS, RF	3	0	0	0	0	0	2	0
SETH BRIZEK, SS	3	0	0	0	0	0	0	1	DAVID HEDGECOE, 2B	3	1	1	0	0	0	3	2
JEFF MORRIS, 2B	3	0	0	0	0	0	0	3	ANDREW JOHNSON, SS	2	0	0	0	0	0	3	3
ANDY TAULBEE, P	0	0	0	0	0	0	1	2	MARC PALMIERI, P	0	0	0	0	0	0	1	3
CHAD PHILLIPS, DH	1	0	0	0	0	0	0	0	JIM WRIGHT, LF	0	0	0	0	0	0	0	0
TOTALS	26	1	6	1	1	2	18	11	TOTALS	24	3	6	2	2	1	21	8

GAME #1																	R H E
SCORE BY	CLEMSON	0	0	0	1	0	0	0									- 1 6 0
INNINGS	WAKE FOREST	0	2	0	0	1	0	X									- 3 6 2

E- DEFRANCO, PALMIERI

DP- CU-0 WF-1 LEFT- CU-6 WF-5

2B- MILLER, PRYCE, DEFRANCO 3B- HEDGECOE

HR- PRYCE

SB- \_\_\_\_\_ CS- \_\_\_\_\_

SH- \_\_\_\_\_ SF- WILLIAMS

CLEMSON	IP	H	R	ER	BB	SO	WAKE FOREST	IP	H	R	ER	BB	SC
TAULBEE	6	6	3	3	2	1	PALMIERI	5 1/3	6	1	1	1	1
							B. WAGNER	1 2/3	0	0	0	0	1

WINNER- PALMIERI (2-1) LOSER- TAULBEE (1-1) SAVE- B. WAGNER (3)

WP- TAULBEE PB- MONIN BK- \_\_\_\_\_

HBP- \_\_\_\_\_

U- RAY HODGIN (3B), BRIAN WOODALL (1B), RAY SEBASTIAN (P) T- 1:35 A- 129



CLEMSON (7-3, 2-3)	AB	R	H	RBI	BB	SO	PO	A	WAKE FOREST (5-2, 1-1)	AB	R	H	RBI	BB	SO	PO	A
BILLY McMILLON, LF	4	1	2	1	0	0	1	0	KYLE WAGNER, C	4	0	1	0	0	0	4	1
DEXTER McCLEON, DH	4	0	1	1	0	1	0	0	DAVID HEDGECOFF, 2B	3	0	0	0	0	1	1	5
SHANE MONAHAN, 1B	4	0	0	0	0	1	5	0	CHRIS SMITH, DH	3	1	1	0	0	0	0	0
KEITH WILLIAMS, CF	3	0	0	0	0	2	1	1	STEVE DEFRAUNCO, 1B	3	0	2	0	0	1	10	1
SHAWN SATTERFIELD, RF	2	1	1	0	0	0	1	0	JASON KRAMER, 3B	3	0	1	1	0	2	1	2
MIKE EYDENBERG, C	3	0	1	0	0	0	7	0	BRAD PRYCE, RF	3	0	0	0	0	0	0	0
SETH BRZEK, SS	3	0	1	1	0	0	2	2	JIM WRIGHT, CF	3	0	1	0	0	1	1	0
JOE TAYLOR, 3B	2	1	0	0	1	0	0	2	BROCKE WALKER, LF	3	0	0	0	0	0	1	0
JEFF MORRIS, 2B	3	1	1	0	0	1	3	1	ANDREW JOHNSON, SS	2	0	1	0	0	1	2	1
CHAD PHILLIPS, P	0	0	0	0	0	0	1	0	JASON ROBBINS, P	0	0	0	0	0	0	1	0
									SCOTT SHELHAMER, PH	1	0	0	0	0	1	0	0
TOTALS	28	4	7	3	1	5	21	6	TOTALS	28	1	7	1	0	7	21	10

GAME #2																		R H E
SCORE BY	CLEMSON	0	1	2	1	0	0	0										4 7 1
INNINGS	WAKE FOREST	0	0	0	1	0	0	0										1 7 4

E- SATTERFIELD, DEFRAUNCO<sup>(2)</sup>, ROBBINS, WRIGHT

DP- CU-1 WF- LEFT- CU-5 WF- 5

2B- McMILLON<sup>(2)</sup>, McCLEON, SATTERFIELD, SMITH, DEFRAUNCO 3B-

HR-

SB- McMILLON<sup>(2)</sup> CS- WILLIAMS

SH- SF-

CLEMSON	IP	H	R	ER	BB	SO	WAKE FOREST	IP	H	R	ER	BB	SO
PHILLIPS	7	7	1	1	0	7	ROBBINS	7	7	4	2	1	5

WINNER- PHILLIPS (3-0) LOSER- ROBBINS (1-1) SAVE-

WP- ROBBINS (3), PHILLIPS (2) PB- BK-

HBP- SATTERFIELD (By ROBBINS)

U- BRIAN WOODALL (P), RAY HODGINS (1B), RON SEBASTIAN (3B) T- 1:54 A- 379



CLEMSON (8-3, 3-3)	AB	R	H	RBI	BB	SO	PO	A	WAKE FOREST (5-3, 1-2)	AB	R	H	RBI	BB	SO	PO	A
JEFF MORRIS, 2B	5	2	2	0	0	0	1	9	KYLE WAGNER, C	5	0	0	0	0	2	4	1
BILLY McMIKON, RF	4	2	1	1	1	0	3	0	BRET WAGNER, CF	4	1	1	0	0	0	2	0
KEITH WILLIAMS, CF	4	3	2	2	1	1	4	0	STEVE DEFranco, 1B	4	0	1	0	0	0	4	0
SHANE MONAHAN, 1B	5	1	3	2	0	0	14	0	CHRIS SMITH, DH	4	0	0	1	0	1	0	0
MIKE EYDENBERG, C	4	0	0	1	1	0	3	1	BRAD PRYCE, LF	3	1	2	0	1	0	4	0
JEFF MILLER, 3B	4	0	1	0	1	0	0	0	JASON KRAMER, 3B	3	0	0	0	0	1	1	3
SHAWN SATTERFIELD, DH	4	0	1	0	0	0	0	0	MATT RIGGS, RF	2	1	0	0	1	0	1	0
JOE TAYLOR, SS	4	0	0	0	0	0	2	3	DAVID HEDGECOE, 2B	4	0	1	0	0	0	0	8
DEXTER McCLEON, LF	4	0	1	0	0	2	0	0	ANDREW JOHNSON, SS	3	0	0	1	1	0	1	0
JEFF SAUVE, P	0	0	0	0	0	0	0	2	ROSS ATKINS, P	0	0	0	0	0	0	0	0
JASON DANSEY, P	0	0	0	0	0	0	0	0	BOBBY WOOD, P	0	0	0	0	0	0	0	0
SCOTT WINCHESTER, P	0	0	0	0	0	0	0	0	TODD JENKINS, P	0	0	0	0	0	0	0	0
									JEFF DRABIK, PH	0	0	0	0	0	0	0	0
									BROCKE WALKER, PH	1	1	1	1	0	0	0	0
									SCOTT SHELHAMER, PH	1	1	1	1	0	0	0	0
TOTALS	38	8	11	6	4	3	27	15	TOTALS	34	5	7	4	3	4	27	12

															R	H	E	
SCORE BY INNINGS	CLEMSON	0	0	2	0	3	0	0	0	3					-	8	11	0
	WAKE FOREST	0	0	0	1	1	0	0	0	3					-	5	7	4

E- K. WAGNER, KRAMER, RIGGS, PRYCE

DP- CU- WF-0 LEFT- CU-7 WF-5

2B- B. WAGNER, WALKER, HEDGECOE 3B- MORRIS

HR- WILLIAMS

SB- MONAHAN (3), McCLEON CS- McCLEON

SH- SF-

CLEMSON	IP	H	R	ER	BB	SO	WAKE FOREST	IP	H	R	ER	BB	SO
SAUVE	8 1/3	4	3	3	3	3	ATKINS	8 1/3	9	6	5	3	4
DANSEY	-	3	2	2	0	0	WOOD	-	1	1	1	0	0
WINCHESTER	2/3	0	0	0	0	1	JENKINS	2/3	1	1	0	1	0

WINNER- SAUVE (2-1) LOSER- ATKINS (2-1) SAVE-

WP- SAUVE (2), ATKINS PB- BK-

HBP-

U- RAY HODGIN (P), BRIAN WOODALL (3B), RON SEBASTIAN (1B) T- 2:35 A- 243

[3/7/93]



# OFFICIAL NCAA BOX SCORE

Date 3/9/93 Time 3:00 PM Stadium TIGER FIELD City CLEMSON, S.C.

COASTAL CAROLINA	AB	R	H	RBI	BB	SO	PO	A	CLEMSON	AB	R	H	RBI	BB	SO	PO	A	
TURNIPSEED, RF	3	2	2	1	2	0	0	0	McMILLON, LF	3	1	2	0	2	1	2	0	
LOPEZ, 1B	5	0	0	0	0	1	8	0	MORRIS, DH	5	0	1	0	0	0	0	0	
TURNER, CF	4	0	0	0	0	2	8	1	WILLIAMS, CF	3	0	0	0	3	1	1	0	
IRIEL, DH	5	0	0	0	0	3	0	0	MONAHAN, 1B	5	1	2	1	1	0	13	2	
CANETTO, C	5	1	1	0	0	0	4	2	EYDENBERG, C	3	0	0	0	1	0	6	2	
CASTELLANI, 3B	5	1	1	0	0	2	1	0	MONIN, C	0	0	0	0	1	0	2	2	
BLANKS, LF	4	1	2	1	0	1	3	0	DAWSEY, PR	0	0	0	0	0	0	0	0	
SARVER, 2B	2	0	0	1	0	0	1	2	HAMPTON, PR	0	0	0	0	0	0	0	0	
SCHILLING, PH-2B	2	0	0	0	0	0	0	1	CARTER, C	0	0	0	0	0	0	0	0	
POND, SS	5	0	0	0	0	1	6	4	MILLER, 3B	2	2	0	0	0	0	0	4	
DAVIS, P								0	1	PHILLIPS, PH	1	0	0	0	0	0	0	0
BERGMAN, P								0	0	MORK, 3B-2B	1	0	0	0	0	0	1	1
CAMPAGNO, P								0	0	BRIZEK, SS	3	1	1	1	2	1	2	4
KUNDER, P								0	0	TAYLOR, 2B	4	1	2	2	0	1	2	0
										MELZER, PH	1	0	0	0	0	0	0	0
										GALLOWAY, 3B	0	0	0	0	0	0	0	0
										McCLEON, RF	1	0	0	0	0	1	3	0
										SATTERFIELD, RF	1	0	0	0	0	0	1	0
										HOLTZ, P							0	0
										WINCHESTER, P							1	1
TOTALS	40	5	6	3	2	10	31	11	TOTALS	35	6	8	5	10	5	33	16	

SCORE BY	COASTAL CAROLINA	1	2	0	0	0	0	0	1	1	0	0					R H E
NNINGS	CLEMSON	0	0	0	3	2	0	0	0	0	0	1					5 6 3
																	6 8 5

(1 OUT WHEN WINNING RUN SCORED)  
E-TURNER, CASTELLANI, MILLER, BRIZEK 2, MORK 2, LOPEZ

DP-COASTAL CAROLINA 3, CLEMSON 1 LEFT-COASTAL CAROLINA 7, CLEMSON 12

2B-CASTELLANI, MONAHAN, MORRIS 3B-TAYLOR

HR-TURNIPSEED (1)

SB-McMILLON (5), TURNER 2 (8), TAYLOR (1), TURNIPSEED (13)

CS-WILLIAMS SH-MORRIS SF-McCLEON BLANKS, SARVER,

COASTAL CAROLINA	AB	BF	IP	H	R	ER	BB	SO	CLEMSON	AB	BF	IP	H	R	ER	BB	SO
DAVIS	12	20	4	4	3	3	5	0	HOLTZ	24	27	7	4	3	3	0	7
BERGMAN	13	13	3	4	2	0	0	3	WINCHESTER (W, 1-0)	16	18	4	2	2	0	2	3
CAMPAGNO	3	3	1	0	0	0	0	2									
KUNDER (L, 0-1)	7	13	2 2/3	0	1	0	5	0									

NP-DAVIS PB-CANETTO

HBP-BY HOLTZ (TURNER), BY DAVIS (MILLER), BY KUNDER (McMILLON)

J-KRAMER AND WALLER T-3:03 A-800



# OFFICIAL NCAA BOX SCORE

Date 3/10/93 Time 3:00PM Stadium TIGER FIELD City CLEMSON, S.C.

COASTAL CAROLINA	AB	R	H	RBI	BB	SO	PO	A	CLEMSON	AB	R	H	RBI	BB	SO	PO	A
TURNIPSEED, RF	4	1	2	0	1	0	0	0	MEMILLON, LF	3	0	1	0	1	0	2	0
BLANKS, LF	4	0	1	0	0	0	2	0	MORRIS, DH	3	0	1	1	0	0	0	0
SIREPENAK, PH	0	0	0	0	1	0	0	0	K. WILLIAMS, CF	4	1	1	1	0	1	1	0
WRIGHTSMAN, PR	0	0	0	0	0	0	0	0	MONAHAN, 1B	4	1	2	0	0	1	10	0
TURNER, CF	4	0	3	2	1	1	4	0	MONIN, C	0	0	0	0	0	0	1	0
CANETTO, C	5	1	1	0	0	1	4	4	EYDENBERG, C	3	2	1	0	1	0	4	1
IRIEL, DH	4	0	0	0	0	0	0	0	MURK, 3B	4	2	2	0	0	1	0	3
LOPEZ, 1B	4	0	0	0	0	0	5	0	TAYLOR, 2B	2	1	1	3	2	0	1	6
SCHILLING, 2B	3	0	0	0	0	1	3	2	BRIZEK, SS	4	0	2	1	0	0	2	0
PRUITT, PH	0	0	0	0	1	0	0	0	MCCLEAN, RF	4	1	2	1	0	1	4	0
SARVER, PR	0	1	0	0	0	0	0	0	STURGEON, P								13
CASTELLANI, 3B	2	0	1	0	2	0	2	0	R. WILLIAMS, P								00
POND, SS	3	0	0	0	0	2	4	4	KEPPEN, P								00
TURNER, PH	1	0	0	0	0	0	0	0	D. MILLER, P								00
HERNDON, P								02									
BRUMMITT, P								00									
CAMPAGNO, P								01									
PHILLIPS, P								00									
TOTALS	34	3	8	2	6	5	24	13	TOTALS	31	8	13	7	4	4	27	13

SCORE BY  
INNINGS

COASTAL CAROLINA  
CLEMSON

001  
010

000  
024

011  
01X

R H E  
- 38 C  
- 813 C

E- NONE

DP- COASTAL CAROLINA 1 LEFT- COASTAL CAROLINA 10, CLEMSON 4

2B- MONAHAN, CANETTO

HR- WILLIAMS (2)

SB- CANETTO (2), MONAHAN (1)

MEMILLON

CS- WILLIAMS, BRIZEK, ~~STURGEON~~

SF- MORRIS

COASTAL CAROLINA	AB	BF	IP	H	R	ER	BB	SO	CLEMSON	AB	BF	IP	H	R	ER	BB	SO
HERNDON (412-3)	17	20	5	7	3	3	2	3	STURGEON (W 2.0)	26	29	7	6	1	1	3	3
BRUMMITT	2	3	0	2	3	3	1	0	WILLIAMS, R	4	4	1	1	1	1	0	1
CAMPAGNO	4	4	1	2	1	1	0	0	KEPPEN	2	5	2/3	0	1	1	3	0
PHILLIPS									D. MILLER	2	2	1/3	1	0	0	0	0

BRUMMITT FACED 3 BATTERS IN 6TH

WP- HERNDON 3, WILLIAMS 2

PB- CANETTO

BK- STURGEON

UBA

U- PLITMAN AND POWELL

T- 2:37

A- 800



# OFFICIAL NCAA BOX SCORE

Date 3/12/73

Time 2:00

Stadium

TIGER FIELD

City

CLEMSON, SC

VIRGINIA	AB	R	H	RB	BB	SO	PO	A	CLEMSON	AB	R	H	RB	BB	SO	PO	A
CROWLEY, 2B	4	0	0	0	0	1	0	2	McMILLON, LF	4	4	3	2	1	0	0	0
SHORE, CF-LF	3	0	0	0	0	0	0	0	MELTZER, PH-LF	1	0	0	0	0	1	0	0
COUGHLIN, PH	1	0	0	0	0	0	0	0	MORRIS, 2B	5	2	4	2	0	0	4	0
ANTONCIC, LF	0	0	0	0	0	0	0	0	MORK, 2B	1	0	0	1	0	0	0	1
MITCHELL, LF	4	0	0	0	0	0	4	0	WILLIAMS, CF	5	1	2	3	1	1	4	0
BUCHANAN, 1B	4	0	1	0	0	0	10	0	MONAHAN, 1B	4	0	3	3	0	0	5	0
COOK, SS	4	1	1			1	1	3	HAMPTON, PH-1B	2	0	0	0	0	0	2	1
STUART, RF	1	0	0	0	1	1	0	0	SATTERFIELD, DH	3	0	0	0	0	1	0	0
STEWART, PH	1	0	0	0	0	0	0	0	MILLER, D, PH-DH	2	0	0	0	0	0	0	0
POST, DH	2	0	0	1	0	1	0	0	EYDENBURG, C	2	1	0	0	1	0	2	1
JONES, 3B	3	0	1	0	0	0	1	1	MONIN, PH-7, C	0	1	0	0	1	0	2	0
BARBARI, C	1	0	0	0	0	1	4	2	BRIZEK, SS	4	0	0	0	0	3	3	1
COUNTS, PH-C	1	0	0	0	0	0	1	0	GALLOWAY, PH-7, 3B	1		1	1	0	0	0	0
LANKFORD, P	0	0	0	0	0	0	0	1	TAYLOR, 3B-SS	5	3	2	0	0	0	1	2
PARKER, P	0	0	0	0	0	0	0	0	McCLEON, RF	5	3	3	1	0	0	3	0
MELROY, P	0	0	0	0	0	0	0	0	PHILLIPS, P	0	0	0	0	0	0	1	4
DOWHOWER, P	0	0	0	0	0	0	0	0	DAWSEY, P	0	0	0	0	0	0	0	0
MOORE, P	0	0	0	0	0	0	0	0	TAULBEE	0	0	0	0	0	0	0	0
TOTALS	29	1	4	1	1	5	24	9	TOTALS	43	15	18	13	4	6	27	9

SCORE BY  
INNINGS

VIRGINIA

CLEMSON

0 0 0  
1 0 2

0 0 0  
4 4 2

1 0 0  
1 1 X

R H  
1 4  
15 18

E- (CROWLEY/CV), SHORE (CV), COOK (CV), DOWHOWER (CV), BRIZEK (C)

LEFT- Virginia 4 Clemson 10

2B- McMILLON (C) MORRIS (C) WILLIAMS (C) GALLOWAY (C) 3B- McCLEON (C)

HR- WILLIAMS (C)

CS- MONAHAN (C)

SH- BARBARI (V)

SF- POST (V)

VIRGINIA	AB	BF	IP	H	R	ER	BB	SO	CLEMSON	AB	BF	IP	H	R	ER	BB	SO
LANKFORD (L-3)	19	21	3.1	7	7	4	2	2	PHILLIPS	25	26	2.0	4	1	1	1	1
PARKER	6	8	0.2	4	4	4	1	2	DAWSEY	3	3	1.0	0	0	0	0	0
MELROY	10	10	2.0	4	2	2	0	1	TAULBEE	3	3	1.0	0	0	0	0	0
DOWHOWER	4	5	1.0	1	1	1	1	0									
MOORE	5	5	1.0	2	1	1	0	1									

WP- LANKFORD, MELROY, PHILLIPS PB- BARBARI 2

HBP- Eydenburg (C) by Parker

U- Shank, Schmidt, Powell

T- 2:36

A- 115







## OFFICIAL NCAA BOX SCORE

Date 3/16/93 Time 1:05 Stadium BEIDEN FIELD City FRESNO, CA

ST. JOHN'S									CLEMSON								
	AB	R	H	RBI	BB	SO	PO	A		AB	R	H	RBI	BB	SO	PO	A
15 MURPHY, KEVIN	C	5	1	1	1	0	4	0	5 MORRIS, JEFF	DH	5	2	3	0	6	0	0
9 HOWARD, RICH	3B	5	2	2	1	0	0	1	10 McCLEON, DEXTER	RF	5	1	3	1	0	0	2
3 BARTKIEWICZ, BRETT	DH	4	2	1	0	0	0	0	19 WILLIAMS, KEITH	CF	5	1	1	2	0	1	0
33 BELLAGAMBA, MIKE	1B	5	1	3	3	0	1	8	25 MONAHAN, SHANE	LF	5	1	2	1	0	0	3
17 COSMO, NICK	ZB	5	1	3	1	0	1	3	24 MILLER, JEFF	3B	5	0	1	0	0	0	4
5 FITZSIMMONS, BRUN	RF	5	0	0	1	0	1	0	15 HAMPTON, MIKE	1B	4	0	2	1	1	1	0
10 TOWER, JOE	SS	4	1	1	1	0	1	2	16 TAYLOR, JOE	ZB	5	0	0	0	0	1	0
1 D'ESPUSITO, ANTHONY	LF	4	1	2	0	0	1	6	23 MONINI, ANDY	C	2	1	1	0	1	0	6
7 LOSCALZO, JASON	CF	5	1	2	1	0	1	3	31 PHILLIPS, CHAD	PR	0	0	0	0	0	0	0
29 NITEKOWSKI, C.J.	P	—	—	—	—	—	0	0	12 EYDENBERG, MIKE	C	1	0	0	0	0	0	0
36 LIFORT, HEATH	—	—	—	—	—	—	0	0	18 BRIZEE, SETH	SS	4	0	0	0	0	1	1
									36 HOLTZ, MIKE	P	—	—	—	—	—	0	2
									32 WINCHESTER, SCOTT	P	—	—	—	—	—	0	1
									9 MILLER, DAVID	P	—	—	—	—	—	0	0
TOTALS	42	10	15	9	1	6	27	7	TOTALS	41	6	13	5	2	4	27	14

### SCORE BY INNINGS

ST. JOHN'S




CLEMSON

3	0	3
---	---	---

0	0	2
---	---	---

0	4	0
---	---	---

0	2	0
---	---	---

		
---	---	---

0	0	2
---	---	---

--	--	--

--	--	--

--	--	--

--	--	--

R H E

10	15	4
----	----	---

6	13	5
---	----	---

E - HOLTE, BRIZER, HOWARD, TONER, MORAHAN, COSMO, BELLAGAMBA

DP-SJ-1 C-1 LEFT-SJ-9 C-1

28- Cosmo, Z, McCleon, Monin, Toner, Bellagamba, Hampton 38-

HR- WILLIAMS (4)

SB-

CS-

SH- BARTKEWICZ

SF- TONE

[illegible]

W -- NITKOWSKI 1-0

L -- HOLTZ 0-2

SV --

Vv. —

PB-MURPHY

BK-

HBP- D'ESPOSITO (BY HOLTZ) MONIN (BY NITKOWSKI)

U- Plate: Grey Adams

Bases: 1B) OTILIO SALAZAR 3B) RICK SCARNEY T- 2.46

A-TBA







## OFFICIAL NCAA BOX SCORE

Date 3/18/93

Time 4:15 PM

Stadium BEIDEN FIELD

City FRESNO, CA

CLEMSON									TEXAS TECH								
AB	R	H	RBI	BB	SO	PO	A		AB	R	H	RBI	BB	SO	PO	A	
5 JEFF MORRIS	DH	5							2 GREG BRODY	RF	4			2	4		
16 JOE TAYLOR	2B	5		2		1	2	4	10 CLINT BRYANT	LF	4			3	1		
25 SHANE MONAHAN	LF	4	2	1					7 ANDY DUNROSS	1B	4		1	2	13		
19 KEITH WILLIAMS	CF	4	2	2	2				33 JOHN TOLE	DH	4			1			
12 MIKE EYDENBURG	C	3	1	1	1		11	2	11 SAUL BUSTOS	3B	4		1	1	1	1	
24 JEFF MILLER	3B	4		1	2		4		24 MIKE KINNEY	CF	3				1		
9 DAVID MILLER	1B	4		1			11		6 GEORGE KILFORD	SS	3			2	2	2	
18 SETH BRIZEK	SS	4		1	1	2	2		26 ROBIN HARRISS	C	3		2		4	1	
10 DEXTER MCCLENN	RF	2				2	2		1 JASON BOOKS	PR	0						
8 SHAWN SATTERFIELD	RF	2							23 MATT SMITH	C							
31 CHAD PHILLIPS	P					1			9 TREY FORKERWAY	2B	3			1	1	10	
29 ANDY TAULBEE									16 JON DAVIS	P							
									34 KEVIN HANNAH	P							
									25 ERIC MCLAUGHLIN	P							
RECORD: 12-5									RECORD: 16-7								
ALS	37	5	9	5	1	5	27	12	TOTALS	32	0	4	0	0	12	27	14

SCORE BY  
INNINGS

CLEMSON

TEXAS TECH

0	1	2
0	0	0

0	0	0
0	0	0

0	2	0
0	0	0



R H E		
-	5	9
-	0	4

E - BRIZEK, FORKERWAY, KILFORD

DP - Ø

LEFT - CLEMSON - 6

TEXAS TECH - 5

2B - BUSTOS

3B - Ø

HR - WILLIAMS (5)

SB - TAYLOR (3), TAYLOR (4), BRIZEK (2), WILLIAMS (2), MONAHAN (2)

CS - TAYLOR

SH - Ø

SF - Ø

CLEMSON							TEXAS TECH						
IP	H	R	ER	BB	SO		IP	H	R	ER	BB	SO	
8	4	0	0	0	9		3+	6	3	1	1	1	
CHAD PHILLIPS							5	3	2	2	0	4	
ANDY TAULBEE	1	0	0	0	0	3	ERIC MCLAUGHLIN	1	0	0	0	0	

W -- PHILLIPS (5-0)

L -- DAVIS (0-1)

SV -- -

1B - DAVIS, HANNAH

PB - Ø

BK - HANNAH

HBP - Ø

U - Plate: PHIL MORRELL

Bases: ① JOHN ECKMAN

③ GALE DIXON

T - 2:18

A - TBA



Date MAR. 19, 1993 Time 10 AM Stadium BEIDEN FIELD City FRESNO, CA

Date MAR. 19, 1993 Time 10 AM Stadium BEIDEN FIELD City FRESNO, CA

SCORE BY INNINGS	CLEMSON	0	0	0	0	0	0	0				R	H	E	
	KANSAS STATE	1	0	0	2	0	0	0	X			-	0	4	1
												-	3	5	0

DP- Ø LEFT- CLEMONSON-4 KSI-4

28-STELLINO, HENDRIX 38-0

HR- Ø

SB- 0

CS- Ø SH-STELLINO SF-CULP

[illegible]

W -- DRISKILL (2-3)

L -- SAUVE (2-3)

SV -- ☒

WP-  $\emptyset$  PB-  $\emptyset$  BK-  $\emptyset$

HBP-   7  

U- Plate: JACK CLIMER

Bases: ① OTILIO SALAZAR ③ PHIL MORRELL

T- 1:55 A- TBA



## OFFICIAL NCAA BOX SCORE

Date MAR 20, 1993 Time 10 AM

Stadium BEIDEN FIELD

City FRESNO, CA

SOUTHWEST MISSOURI ST.									CLEMSON								
	AB	R	H	RBI	BB	SO	PO	A		AB	R	H	RBI	BB	SO	PO	A
18 ALEX LEWIS	CF	1				1			5 JEFF MORRIS	2B	5	1				3	5
23 ALEX MANARY PH/CF	4		1	1		1			16 JOE TAYLOR	SS	4			1	1	1	4
3 BILL MUELLER	SS	4		1		2	2	4	25 SHANE MONAHAN	1B	4	1	2		1	14	1
33 KEVIN TAYLOR	LF	4	1	1		1	3	1	19 KEITH WILLIAMS	CF	5	2	2	1		1	
27 STEVE HACKER	DH	5	1	3	2	2			24 JEFF MILLER	3B	4	1	1	1			3
14 CHAD LAKIN	RF	4		1		1			9 DAVID MILLER	PH	1				1		
16 STEVE ALDRIDGE	1B	5				1	16	2	42 HOBY MORK	3B	0						
8 TODD DE BRYN	3B	4	1	1		1	1	2	23 ANDY MONIN	C	3		1		1	9	1
22 TOBY DUFF	C	4				4	3		12 MIKE EYDENBURG PH/C	1						2	
4 DAVID LANCE	2B	4	1	1		1	2	5	8 SHAWN SATTERFIELD	LF	4		1		1		
31 DRAKE MARSHALL	P	0				2	1		15 MIKE HAMPTON	DH	5		1		1		
32 MIKE WHITLEY	P	0							10 DEXTER MCCLEON	RF	2		1		1	3	
26 JASON MYERS	P	0				1			31 CHAD PHILLIPS PH/RF	2	1	1	1				
									36 MICHAEL HOLTZ	P	0						1
									32 SCOTT WINCHESTER	P	0						1
RECORD: 5-11									RECORD: 14-6								
TALS									TOTALS								
	39	4	9	3	1	11	31	18		40	5	11	3	4	5	33	16

SCORE BY  
INNINGSSW MISSOURI STATE  
CLEMSON0 1 0  
1 1 00 2 1  
0 0 10 0 0  
0 1 00 0  
0 1R H E  
- 4 9 3  
- 5 11 2

E - DUFF, LEWIS, MUELLER, HOLTZ, WILLIAMS

(ONE

DP - CLEMSON - 2

LEFT - SW MISS - 5

CLEMSON - 9

2B - MANARY, K. TAYLOR, MONAHAN, J. MILLER, SATTERFIELD 3B - Ø

HR - HACKER (5), WILLIAMS (6), PHILLIPS (1)

SB - MONAHAN (9), MCCLEON (4)

CS - MONIN, MUELLER

SH - SATTERFIELD, LAKIN

SF - Ø

SW MISSOURI STATE							CLEMSON						
IP	H	R	ER	BB	SO		IP	H	R	ER	BB	SO	
DRAKE MARSHALL	5.1	3	2	0	2	2	MICHAEL HOLTZ	7.1	7	4	2	1	6
MIKE WHITLEY	1.2	5	2	2	1	1	SCOTT WINCHESTER	3.2	2	0	0	0	5
JASON MYERS	3.1	3	1	1	1	2							

W -- WINCHESTER (2-0)

L -- MYERS (0-1)

SV -- Ø

W - MARSHALL, WHITLEY, WINCHESTER

PB - Ø

BK - 0

HBP - K. TAYLOR (BY HOLTZ)

U - Plate: NICK BOWLES

Bases: ① COLEMAN

③ JOHN ECKMAN

T - 2:54

A - TBA



# OFFICIAL NCAA BOX SCORE

## FIRST GAME

Date 3/24/93

Time 2:00

Stadium TIGER FIELD

City CLEMSON, S.C.

GEORGIA SOUTHERN	AB	R	H	RBI	BB	SO	PO	A	CLEMSON	AB	R	H	RBI	BB	SO	PO	A
WILSON, 2B	4	0	1	1	0	0	2	2	MCLEON, RF	0	1	0	0	1	0	1	0
HALLMAN, 3B	3	1	1	1	1	1	0	1	HAMPTON, PR-1B	2	3	2	2	0	0	2	1
GREENE, RF	4	1	1	1	0	0	2	1	MORRIS, 2B	3	1	2	0	1	0	1	3
FICKLIN, DH	4	0	1	1	0	1	0	0	K. WILLIAMS, CF-RF	2	1	0	1	0	0	1	0
HAMLIN, CF	4	0	2	0	0	0	2	0	MONAHAN, 1B-CF	3	1	1	3	0	0	6	0
CASSEDY, LF	3	0	0	0	1	0	2	0	J. MILLER, 3B	4	0	0	2	0	0	1	2
DEAN, SS	4	2	2	0	0	2	1	2	SATTERFIELD, LF	3	0	1	1	0	0	1	0
DARNELL, C	2	1	0	0	0	1	1	1	EYDENBERG, C	3	1	1	0	0	0	5	0
JONES, PH	1	0	0	0	0	0	0	0	TAYLOR, SS	3	1	1	0	0	0	2	3
WIGGINS, 1B	3	2	2	2	0	0	8	0	D. MILLER, DH	2	1	0	0	1	0	0	0
ROTH, P								0	SAUVE, P							0	0
MASI, P								2	R. WILLIAMS, P							0	0
									TAULBEE, P							1	0
TOTALS	32	7	10	6	2	5	18	9	TOTALS	25	10	8	9	3	0	21	9

SCORE BY  
INNINGS

GEORGIA SOUTHERN  
CLEMSON

0 0 4  
3 0 2

3 0 0  
4 0 1

0  
x

R H E  
- 7 11 2  
- 10 8 2

E-K. WILLIAMS, HAMLIN 2, MONAHAN

DP-GEORGIA SOUTHERN  
EYDENBERG

LEFT-GEORGIA SOUTHERN 7, CLEMSON 4

2B-GREENE, WIGGINS, WILSON, HAMPTON 2, 3B-MONAHAN

MMH

SB-TAYLOR (5), MORRIS 2 (3)

DBH

SKAA

SF-K. WILLIAMS

GEORGIA SOUTHERN	AB	BF	IP	H	R	ER	BB	SO	CLEMSON	AB	BF	IP	H	R	ER	BB	SO
ROTH (L, 1-1)	13	19	3	6	9	7	2	0	SAUVE	14	14	3	5	4	4	0	1
MASI	10	13	3	2	1	1	1	0	R. WILLIAMS	3	4	1/2	2	3	3	0	0
									TAULBEE (W, 2-1)	15	17	3 2/3	4	0	0	2	4

ROTH FACED 4 BATTERS IN 4th

WP-R. WILLIAMS, MASI

DBH

DBH

HBP-BY ROTH (MCLEON), BY ROTH (MONAHAN), BY R. WILLIAMS (DARNELL), BY MASI (K. WILLIAMS)

U-KRAMER AND THOMPSON

T- 2:10



# OFFICIAL NCAA BOX SCORE

## SECOND GAME

Date 3/24/93 Time 4:45 Stadium TIGER FIELD City CLEMSON, S.C.

GEORGIA SOUTHERN	AB	R	H	RBI	BB	SO	PO	A	CLEMSON	AB	R	H	RBI	BB	SO	PO	A
WILSON, 2B	3	0	1	0	0	1	2	3	MORRIS, 2B	3	0	1	1	1	0	2	2
HALLMAN, 3B	3	0	0	0	0	1	1	2	TAYLOR, SS	3	1	2	0	1	0	1	5
GREENE, RF	2	1	1	0	1	0	1	0	K. WILLIAMS, RF	3	1	1	0	0	0	2	0
HANLIN, CF	3	0	1	1	0	0	3	0	MONAHAN, CF	4	1	2	1	0	0	0	0
FICKLIN, DH	3	0	0	0	0	0	0	0	SATTERFIELD, LF	2	0	0	0	1	0	0	0
CASSEDY, LF	3	0	0	0	0	1	0	0	MUNIN, C	3	0	2	1	0	0	5	0
DEAN, SS	3	0	0	0	0	2	0	3	D. MILLER, 1B	3	0	0	0	0	0	10	1
HOLDER, C	2	0	1	0	1	0	1	0	HAMPTON, DH	3	0	0	0	0	1	0	0
WIGGINS, 1B	3	0	0	0	0	0	9	0	MORK, 3B	2	1	0	0	1	0	0	3
STANFORD, P								1	PHILLIPS, P								1
THORNTON, P								0	WINCHESTER								0
TOTALS	25	1	4	1	2	5	18	9	TOTALS	24	4	8	3	4	1	21	12

SCORE BY INNINGS	GEORGIA SOUTHERN	1	0	0	0	0	0	0	0	0	0	0	0	0	0	0	0	R H E
	CLEMSON	2	0	0	0	1	1	X										- 1 4 2
																		- 4 8 0

E-DEAN 2

DP-GEORGIA SOUTHERN 2 LEFT-GEORGIA SOUTHERN 5, CLEMSON 9

2B-MONIN 2, GREENE, MORRIS ~~AB4~~

~~AAA~~

SB-MORRIS (4), TAYLOR (6)

~~DA~~ ~~SHA~~ ~~SHA~~

GEORGIA SOUTHERN	AB	BF	IP	H	R	ER	BB	SO	CLEMSON	AB	BF	IP	H	R	ER	BB	SO
STANFORD (L, 3-1)	25	28	5 2/3	8	4	2	3	1	PHILLIPS (W, 6-0)	22	24	6	4	1	1	2	4
THORNTON	1	3	2/3	0	0	0	1	0	WINCHESTER (S-2)	3	3	1	0	0	0	0	1

~~WPA~~ ~~AB4~~ ~~SHA~~

HBP-BY THORNTON (K. WILLIAMS)

J-THOMPSON AND KRAMER T-1:50 A-700



# OFFICIAL NCAA BOX SCORE

Date 3/26/73 Time \_\_\_\_\_ Stadium TIGER FIELD City Clemson, SC

OHIO	AB	R	H	RBI	BB	SO	PO	A	CLEMSON	AB	R	H	RBI	BB	SO	PO	A
SIMS, RF	5	2	3	0	0	0	1	0	McMILLON, LF	5	1	1	0	0	0	1	0
STOVER, 2B	5	2	3	1	0	1	1	4	MORRIS, 2B	4	0	0	0	0	1	4	1
SHARKINS, LF	3	3	1	1	2	0	3	0	WILLIAMS, CF	3	1	1	1	1	0	4	0
CAMFIELD, LF	0	0	0	0	0	0	1	0	MONAHAN, 1B	4	0	1	1	0	1	8	0
SALAS, DH	4	3	2	2	1	0	0	0	SATTERFIELD, 9	4	0	0	0	0	0	1	1
SNOPKOWSKI, C	4	1	3	3	1	0	5	0	MILLER, Jr., 5	4	0	0	0	0	1	1	3
YOUNG, 1B	3	1	1	2	1	1	1	0	TAYLOR, SS	4	0	3	0	0	1	1	3
ENBLEKA, SS	4	0	1	2	1	1	1	2	PHILLIPS, DH	4	0	1	0	0	0	0	0
GICK, 3B	5	0	1	0	0	1	1	3	MONIN, C	4	0	0	0	0	1	6	0
HABERBERGER, CF	2	0	0	0	0	0	1	0	HOLTZ, P	0	0	0	0	0	0	0	0
HERMMAN, CF	2	0	0	0	0	1	2	0	KEPPEN, P	0	0	0	0	0	0	1	0
CORRIGAN, P	0	0	0	0	0	0	0	1	DAWSEY, P	0	0	0	0	0	0	0	0
TOTALS	37	12	15	11	6	5	27	10	TOTALS	36	2	7	2	1	5	27	8

SCORE BY INNINGS	OHIO	4	0	0	0	4	0	3	0	1								R	H	E	
	CLEMSON	0	0	0	0	0	2	0	0	0									12	15	2
																			2	7	2

E- Gick, Holtz, Williams, Sharkins

DP- CLEMSON 3, OHIO 0 LEFT- OHIO 5 CLEMSON 8

2B- Sharkins, Williams 3B- McMILLON

1B-

SS-

CF- Young

OHIO	AB	BF	IP	H	R	ER	BB	SO	CLEMSON	AB	BF	IP	H	R	ER	BB	SO
CORRIGAN W (1-1)			9.0	7	2	2	1	5	HOLTZ L (0-3)	24	26	5.0	11	8	8	2	1
									KEPPEN	5	8	1.0	2	3	3	3	0
									DAWSEY	8	10	3.0	2	1	1	1	4

KEPPEN Pitched to 5 Batters in the seventh Inning

WP- KEPPEN PB- Monin BK-

HBP-

U- Hank Roundtree (HP), Will Hurst (Bases) T- 2:26 A- 1:50

NOTE: Conclusion of Suspended Game From Friday March 26th



# OFFICIAL NCAA BOX SCORE

Date 3/27/93 Time 4:15 Stadium TIGER FIELD City Clemson, SC

OHIO U	AB	R	H	RBI	BB	SO	PO	A	CLEMSON	AB	R	H	RBI	BB	SO	PO	A
SEMS, RF	4	1	2	0	0	0	0	0	MCMILLON, LF	4	0	2	0	0	0	2	0
STOVER, 2B	4	1	2	1	0	0	2	1	MORRIS, 2B	4	1	2	0	0	0	4	2
YOUNG, 1B	4	0	1	0	0	1			WILLIAMS, CF	3	1	1	0	1	0	2	1
SALAS, DH	3	0	2	1	0	0	0	0	MONAHAN, 1B	2	1	1	1	0	0	8	0
GICK, 3B	3	0	0	0	0	0	1	1	EYDENBURG, C	2	1	2	1	0	0	1	0
SHACKINS, LF	3	0	1	0	0	0	3	0	CARTER, C	1	0	0	0	0	1	1	0
HERMAN, CF	3	0	1	0	0	0	0	0	MORK, 3B	3	0	0	0	0	1	0	0
REIMER, C	2	0	0	0	0	1	2	0	MILLER, 3B	0	0	0	0	0	0	0	0
SULLIVAN, PH, 7	0	0	0	0	1	0	0	0	TAYLOR, SS	3	0	1	1	0	0	1	5
ENGLEKA, SS	3	0	0	0	0	1	1	2	PHILLIPS, DH	2	0	0	0	0	0	0	0
MORVAH, P	0	0	0	0	0	0	0	1	HAMPTON, DH	0	1	0		1	0	0	0
HUNT, P	0	0	0	0	0	0	0	0	MCCLEON, RF	3	0	0	0	0	0	0	0
ALDER, P	0	0	0	0	0	0	0	0	SATTERFIELD, RF	0	0	0	0	0	0	0	0
									TAULBEE, P	0	0	0	0	0	0	2	3
									WINCHESTER	0	0	0	0	0	0	0	0
TOTALS	29	2	9	2	1	3			TOTALS	27	5	9	3	2	2		

SCORE BY INNINGS	OHIO	1	0	1	0	0	0	0	0	0	0	0	0	0	0	0	0	R H E
	CLEMSON	0	1	3	0	0	1	X										2 9 4
																		5 9 3

E- Shackins, Morvah, MCMILLON, TAYLOR, EYDENBURG, HUNT, ENGLEKA  
 SP- LEFT- OHIO 6 CLEMSON 7  
 2B- SALAS MONAHAN  
 3B-   
 1B-   
 SS-   
 CS- MCMILLON SH- SE-

OHIO	AB	BF	IP	H	R	ER	BB	SO	CLEMSON	AB	BF	IP	H	R	ER	BB	SO
MORVAH L(0-3)	20	21	4 1/3	8	4	4	1	0	TAULBEE W(3-1)	25	25	6.0	8	2	1	0	1
HUNT	6	8	1 1/3	1	1	0	1	2	WINCHESTER SC(3)	4	5	1.0	1	0	0	1	2
ALDER	1	1	1/3	0	0	0	0	0									

WP- MORVAH PB- REIMER BR-   
 HBP- MONAHAN (By Hunt)  
 U- HURST (HP) Roundtree (Bases) T- 2:15 A- 1:50

NOTE: GAME 1 was a completion of suspended game on Friday.



# OFFICIAL NCAA BOX SCORE

Date 3/28/93 Time 2:00 PM Stadium TIGER FIELD City CLEMSON, S.C.

OHIO	AB	R	H	RBI	BB	SO	PO	A	CLEMSON	AB	R	H	RBI	BB	SO	PO	A
SIMS, RF	4	0	3	0	0	1	2	0	MEMILLON, LF	1	2	1	1	1	0	0	0
SULLIVAN, 1B	1	0	0	0	0	0	1	0	MELZER, LF	4	1	2	1	0	0	0	0
STOVER, 2B	3	1	0	0	0	0	2	1	MORRIS, 2B	2	2	1	1	1	0	0	2
HARMON, PH	1	0	0	0	0	0	0	0	MORK, PH-2B	4	1	2	1	0	1	4	4
TOADVILL, 3B	0	0	0	0	0	0	0	0	K. WILLIAMS, CF	3	2	2	4	0	0	1	1
SHARKINS, LF	4	0	1	0	0	0	4	0	HAMPTON, RF-3B	2	1	0	1	1	0	1	0
SALAS, DH	4	0	2	0	0	0	0	0	MONAHAN, 1B	3	2	2	0	1	0	9	0
SNOPKOWSKI, C	3	0	2	1	0	0	3	0	D. MILLER, 1B	2	1	2	0	0	0	4	1
REIMER, C	0	0	0	0	1	0	3	0	J. MILLER, 3B	3	2	3	1	1	0	0	2
YOUNG, 1B-RF	4	0	1	0	0	0	6	1	DAWSEY, PH-RF	2	1	1	0	0	0	1	0
ENGLEKA, SS-2B	4	0	0	0	0	0	2	2	TAYLOR, SS	1	1	1	1	2	0	2	3
GICK, 3B	1	0	1	0	0	0	0	1	BRIZEK, SS	2	1	1	0	0	0	2	3
MEKITRICK, 3B-SS	3	0	1	0	0	0	0	3	GALLOWAY, DH	4	2	2	5	0	0	0	0
HERMAN, CF	1	0	0	0	0	0	1	0	EYDENBURG, C	3	2	2	3	0	0	2	0
SORGE, PH	1	0	0	0	0	1	0	0	CARTER, C	1	0	0	0	0	1	0	0
HABERBERGER, CF	0	0	0	0	1	0	0	0	MC CLEON, RF-CF	4	0	2	1	1	2	0	0
CAMFIELD, PH	1	0	0	0	0	0	0	0	PHILLIPS, P							0	1
DECAMINDA, P							0	1									
HERBERT, P							0	1	EGGLESTON, P							1	0
TOTALS	35	1	11	1	2	2	24	10	TOTALS	41	21	24	20	8	4	27	17

SCORE BY  
INNINGS

OHIO

CLEMSON

0 0 0

4 8 1

0 0 1

2 2 3

0 0 0

1 0 X

R H E

- 1 1 2

- 21 24 1

E-ENGLEKA 2, MORK

DP-CLEMSON 3 LEFT-OHIO 9, CLEMSON 11

2B-GALLOWAY, MONAHAN, EYDENBURG MELZER 3B-

HR-WILLIAMS (7)

SB-MEMILLON (6)

CS-TAYLOR

SH-

BRIZEK  
MC CLEON GALLOWAY  
SF-EYDENBURG, MEMILLON

OHIO	AB	BF	IP	H	R	ER	BB	SO	CLEMSON	AB	BF	IP	H	R	ER	BB	SO
DECAMINADA (42-1)	8	12	1 1/3	6	7	7	2	1	PHILLIPS (W, 7-0)	24	24	6	9	1	1	0	2
FRANKO	10	14	1 1/3	6	6	6	3	0	EGGLESTON	9	7	2	1	0	0	1	0
HERBERT	5	7	1	2	2	1	2	0	WINCHESTER	4	4	1	1	0	0	0	0
TIBBITTS	5	6	1	3	2	2	0	0									
HEIDEMAN	5	7	2/3	5	3	3	0	0									
ALLEN	4	6	1 1/3	1	1	1	1	0									
MAZZONE	4	4	1	1	0	0	0	3									

-HERBERT

PB-REIMER, CARTER

BK4

HBP-BY DECAMINDA (GALLOWAY)

U-SCHMIDT AND PITTMAN

T-2:44 A-1,500



## OFFICIAL NCAA BOX SCORE

Date 3/30/93 Time 7:00 Stadium TIGER FIELD City CLEMSON, S.C.

FURMAN	AB	R	H	RBI	BB	SO	PO	A	CLEMSON	AB	R	H	RBI	BB	SO	PO	A
VAGNER, CF	5	0	0	0	0	2	1	0	MEMILLON, LF	3	0	1	1	2	0	0	0
KLIMEK, 2B	4	0	0	0	1	1	1	4	MELZER, LF	0	0	0	0	0	0	0	0
MAHON, SS	3	1	1	0	0	1	4	1	MORRIS, 2B	4	0	3	1	1	0	1	3
ALTIZER, 1B	4	1	2	1	0	0	7	3	K. WILLIAMS, CF	5	1	2	0	0	1	1	0
BOHACEK, C	4	1	1	0	0	2	5	0	D. MILLER, 1B	0	0	0	0	0	0	3	0
ROPER, RF	4	0	0	0	0	2	3	0	MONAHAN, 1B-CF	4	1	1	0	1	2	8	0
BARRON, LF	2	1	1	2	1	1	3	0	J. MILLER, 3B	3	2	1	1	1	0	1	1
HAVERLAND, DH	4	0	1	1	0	3	0	0	MORRIS, PH-3B	0	0	0	0	1	0	0	0
CONTESTABILE, 3B	4	0	1	0	0	0	0	1	TAYLOR, SS	3	2	1	2	0	0	0	3
SPEARS, P							0	3	BRIZEK, PH-SS	1	0	0	0	0	0	0	0
JORDAN, P							0	0	HAMPTON, RF	5	2	3	3	0	0	1	0
WEIKLE, P							0	0	GALLOWAY, DH	4	1	1	0	0	2	0	0
									MONIN, C	3	2	2	1	1	0	11	1
									SAUVE, P								0
									DAWSEY, P								0
									WINCHESTER, P								1
TOTALS	34	4	7	4	2	12	24	12	TOTALS	35	11	15	9	7	5	27	8

																	R H E			
SCORE BY INNINGS	FURMAN	0	0	0	0	1	3	0	0	0							-	4	7	1
	CLEMSON	0	3	0	2	0	1	5	0	X							-	11	15	1

E- CONTESTABILE, MEMILLONDP- FURMAN 1 LEFT- FURMAN 6, CLEMSON 82B- GALLOWAY, HAVERLAND, ALTIZER, BARRON, 3B- WILLIAMS HAMPTONHR- HAMPTON (1)SB- TAYLOR (7), MORRIS (5)CS- HAMPTON MEMILLON SH- TAYLOR 8/14

FURMAN	AB	BF	IP	H	R	ER	BB	SO	CLEMSON	AB	BF	IP	H	R	ER	BB	SO
SPEARS (L, 1-3)	28	32	6	12	9	6	5	4	SAUVE (W, 3-3)	21	23	5 1/3	5	4	4	1	6
JORDAN	6	7	1	3	2	2	1	1	DAWSEY	10	12	2 2/3	2	0	0	1	6
WEIKLE	3	4	1	0	0	0	1	0	WINCHESTER	3	3	1	0	0	0	0	0

SPEARS FACED 3 BATTERS IN 7TH

WP- SPEARS, WEIKLEHBP- BY SAUVE (MAHON)U- WALLER AND ROUNDTREET- 2:37 A- 1,100DOES NOT INCLUDE 17-MINUTE DELAY  
LIGHT FAILURE



## Georgia Bulldogs

Clemson vs Georgia Bulldogs Mar 31, 1993 at Athens, Ga.

## Clemson 6 (20-7)

Name	Pos	AB	R	H	RBI	BB	SO	PO	A
McMillon	lf	2	1	1	0	1	0	1	0
Satterfield	lf	1	0	0	0	0	1	1	0
Morris	2b	2	0	0	0	0	0	1	1
Monin	c	2	1	0	0	1	1	5	1
Williams, K.	cf	5	3	4	2	0	0	1	1
Monahan	lb	4	0	2	2	1	0	7	0
Miller, Jeff	3b	4	0	1	1	1	0	3	1
Taylor	ss	4	0	0	1	1	1	1	5
Eydenberg	c	2	0	1	0	0	0	5	0
Melzer	pr	0	0	0	0	0	0	0	0
Brizek	ss	3	0	0	0	0	1	0	1
Hampton	rf	4	0	1	0	0	1	2	0
Phillips	dh	4	1	3	0	0	1	0	0
Holtz	p	0	0	0	0	0	0	0	0
Taulbee	p	0	0	0	0	0	0	0	0
Winchester	p	0	0	0	0	0	0	0	0

Totals..... 37 6 13 6 5 6 27 10

Score by innings: R H E

Clemson	200	030	001	-	6	13	1
Georgia Bulldogs	002	000	000	-	2	4	4

E - Miller, Jeff, Butler, Ciaccio 2, Weaver.  
 DP - GEORGIA 2. LOB - Clemson 10, GEORGIA 7.  
 2B - Eydenberg, Miller, Jeff, Phillips, Williams, K., Haley,  
 Yselonia. 3B - Monahan, Williams, K..  
 SB - Hampton, Close, Ingram, McCranie 2, Weaver. CS - Melzer,  
 Ingram.  
 SH - McMillon.

Clemson	IP	H	R	ER	BB	SO
Holtz	4.0	3	2	2	5	6
Taulbee	3.0	0	0	0	0	2
Winchester	2.0	1	0	0	1	1

## Georgia Bulldogs 2 (15-8)

Name	Pos	AB	R	H	RBI	BB	SO	PO	A
Crane	cf	3	0	0	0	1	0	4	0
McCranie	lf	4	1	1	0	0	0	0	0
Ingram	rf	4	0	1	0	0	1	0	0
Yselonia	lb	3	0	1	2	1	2	10	0
Whittemore	c	4	0	0	0	0	2	6	2
Arenas	ss	3	0	0	0	1	2	1	4
Haley	2b	4	0	1	0	0	1	4	6
Close	dh	1	0	0	0	1	1	0	0
Stowers	dh	2	0	0	0	0	0	0	0
Weaver	3b	2	1	0	0	2	0	2	3
Butler	p	0	0	0	0	0	0	0	0
Swistak	p	0	0	0	0	0	0	0	0
Ciaccio	p	0	0	0	0	0	0	0	0

Totals..... 30 2 4 2 6 9 27 15

Georgia Bulldogs	IP	H	R	ER	BB	SO
Butler	4.1	8	5	5	1	2
Swistak	0.0	0	0	0	3	0
Ciaccio	4.2	5	1	1	1	4

Winner - Taulbee.(4-1) Loser - Butler.(2-2) Save - Winchester.(4)  
 PB - Whittemore.  
 Umpires - Thompson, Kramer, Couch Time: 3:13 Attendance: 2125



Date 4/3/93 Time 4:00 P.

adium TIGER FIELD

CLEMSON, S. C.

TOTALS

CORE BY  
WININGS

DP-NORTH CAROLINA 1, CLEMSON 1 LEFT-NORTH CAROLINA 10, CLEMSON 8

1R- MADONNA (6), WILLIAMS (8)

58-MERRITT (1), MADONNA (2)

~~NY~~ SH-GRUNEWALD SF-HAMPTON

NORTH CAROLINA	AB	BF	IP	H	R	ER	BB	SO	CLEMSON	AB	BF	IP	H	R	ER	BB	SO
MANNING (W, 5-3)	23	28	6	7	4	4	4	2	TAULBEE (L, 4-2)	10	14	2	5	6	5	3	0
CHRISTMON (S-6)	11	12	3	1	1	1	1	1	DAWSEY	13	15	3	4	3	3	2	4
									STURGEON	1	2	0	1	1	1	1	0
									R. WILLIAMS	9	12	2 <sup>2</sup> / <sub>3</sub>	0	0	0	3	5
									D. MILLER	4	4	1 <sup>1</sup> / <sub>3</sub>	1	0	0	0	1

P-MANNING 2, DAWSEY, R. WILLIAMS PB-MONIN

- LEE, RAVAN AND DAVIS

T- 3:08      A- 3,500



# OFFICIAL NCAA BOX SCORE

Date 4/4/93 Time 2:00

Stadium TIGER FIELD

CLEMSON, S.C.

NORTH CAROLINA	AB	R	H	RBI	BB	SO	PO	A	CLEMSON	AB	R	H	RBI	BB	SO	PO	A
HOLBROOK, CF	3	1	2	0					MEMILLON, LF	4	1	2	0				
GRUNEWALD, SS	3	0	0	2					MORRIS, 2B	3	2	0	0				
DASILVA, LF	5	0	2	0					WILLIAMS, CF	3	1	2	0				
MADONNA, C	4	0	0	0					MONAHAN, 1B	2	0	0	0				
MASSEY, DH	4	1	1	0					D. MILLER, 1B	2	0	1	2				
COLTRANE, 1B	3	0	2	0					PHILLIPS, DH	4	0	1	0				
HOCH, PH-1B	1	0	1	0					HAMPTON, RF	3	0	0	1				
COX, 3B	4	0	0	0					SATTERFIELD, RF	0	0	0	0				
SCHAEFER, RF	4	0	1	1					TAYLOR, SS	3	0	0	0				
JONES, 2B	4	1	1	0					EYDENBURG, C	3	0	0	0				
									MONIN, C	0	0	0	0				
									J. MILLER, 3B	3	0	0	0				
TOTALS	35	3	10	3					TOTALS	30	4	6	3				

SCORE BY INNINGS	NORTH CAROLINA	0	0	1	1	0	0	0	0	0	1						R H E
	CLEMSON	0	0	0	0	0	0	2	2	X							- 3 10 3
																	- 4 6 0

E- JONES 2, CHRISMON

LEFT- NORTH CAROLINA 10, CLEMSON 4

2B- JONES, HOCH 3B- HOLBROOK

SB- DASILVA (5), HOLBROOK 2 (22), TAYLOR (9), D. MILLER (1)

CS- MEMILLON SH- HOLBROOK, GRUNEWALD

NORTH CAROLINA	AB	BF	IP	H	R	ER	BB	SO	CLEMSON	AB	BF	IP	H	R	ER	BB	SO
D. MILLER	23	23	6 2/3	4	2	0	0	1	SALVE	19	22	4 2/3	7	2	2	1	3
CHRISMON (L, 2-1)	7	9	1 2/3	2	2	2	0	0	WINCHESTER (W, 3-0)	16	18	4 1/3	3	1	1	2	6

VP- WINCHESTER

4BP- BY CHRISMON (MORRIS), BY CHRISMON (WILLIAMS)

1- RAVAN, DAVIS AND HILL

T- 2:36 A- 1,200



# OFFICIAL NCAA BOX SCORE

Date 4/6/93 Time 7:15 PM Stadium TIGER FIELD City CLEMSON, S.C.

REVISED

SOUTH CAROLINA										CLEMSON									
AB	R	H	RBI	BB	SO	PO	A			AB	R	H	RBI	BB	SO	PO	A		
GUGINO, LF	4	0	0	0	0	1	1	0		McMILLON, LF	3	1	2	0	2	0	2	0	
INSON, PH	1	0	0	0	0	0	0	0		MILLER, D., PH-1B	1	0	0	0	0	0	2	0	
DEZENZO, RF	2	1	1	1	1	0	4	0		MORRIS, 2B	4	2	2	0	0	1	0	2	
WHITE, CF	4	0	1	0	0	0	3	0		MORK, PH-2B	1	0	0	0	0	0	0	0	
PARNELL, 1B	4	0	2	0	0	0	8	0		WILLIAMS, CF-RF	4	0	1	0	1	1	5	0	
DEBOER, DH	3	0	1	0	0	0	0	0		PHILLIPS, PH-RF	1	0	0	0	0	1	1	0	
BADOLATO, PH	1	0	0	0	0	0	0	0		MONAHAN, 1B-CF	5	1	0	1	0	2	10	1	
McGUIRE, 3B	4	1	1	0	0	2	0	2		CARTER, PH-C	1	0	1	0	0	0	1	1	
TARTER, C	4	1	2	1	0	1	4	1		SATTERFIELD, RF	1	2	1	1	1	0	0	0	
BIERNAT, SS	2	0	0	0	0	0	1	5		MELZER, PH-RF-LF	4	2	3	1	0	0	0	0	
B. GALLOWAY, PH	1	0	0	0	0	1	0	0		HAMPTON, DH	4	3	2	3	1	0	0	0	
STOKES, 2B	2	0	0	1	0	0	3	1		TAYLOR, SS	2	2	1	1	2	0	1	2	
ROSS, PH	0	0	0	0	1	0	0	0		BRIZEK, PH-SS	2	1	2	2	0	0	1	1	
MAYNARD, P						0	1			EYDENBURG, C	2	1	1	1	0	0	1	0	
PEARSALL, P						0	1			MONIN, C-1B	4	1	2	2	0	0	2	0	
KOLBERT, P						0	0			MILLER, J., 3B	4	1	1	3	0	0	0	2	
ROSE, P						0	1			P. GALLOWAY, PH-3B	1	0	0	0	0	0	0	0	
										TAULBEE, P							1	3	
										DAWSEY, P							0	0	
TOTALS	32	3	8	3	2	5	24	12		TOTALS	44	17	19	15	7	5	27	12	

SCORE BY INNINGS		SOUTH CAROLINA		CLEMSON		0 1 0		1 0 0		1 0 0		0 2 0		7 0 2		6 2 X		R H E	
																		3 8 3	
																		17 19 0	

P- TARTER, McGUIRE, BIERNAT  
 DP- SOUTH CAROLINA 1 CLEMSON 1 LEFT- SOUTH CAROLINA 7, CLEMSON 12  
 2B- TARTER 2, EYDENBURG, PARNELL, HAMPTON 3B-  
 1B- SATTERFIELD (1), TAYLOR (1), J. MILLER (3), DEZENZO (4)  
 3B- McMILLON 2 (8), SATTERFIELD (2), MELZER (1)  
 SH- BIERNAT SF- STOKES, HAMPTON

SOUTH CAROLINA										CLEMSON									
AB	BF	IP	H	R	ER	BB	SO			AB	BF	IP	H	R	ER	BB	SO		
MAYNARD (L, 0-2)	16	19	3	7	8	8	3	2		TAULBEE (W, 5-2)	29	33	8	8	3	3	1	3	
PEARSALL	10	16	2 1/3	4	3	3	4	2		DAWSEY	3	4	1	0	0	0	0	2	
KOLBERT	12	12	1 2/3	6	6	4	0	0											
ROSE	6	6	1	2	0	0	0	1											

DP- IARD FACED 6 BATTERS IN 4th  
 P- Taulbee, Maynard, Pearsall, KOLBERT  
 BP- DEZENZO (BY Taulbee), MORRIS (BY Pearsall)  
 - BLACK, CROSS, COX T- 3:25 A- 2,400



## OFFICIAL NCAA BOX SCORE

Date 4/9/93 Time \_\_\_\_\_Stadium DOAK FIELDCity RALEIGH, NC

CLEMSON	AB	R	H	RBI	BB	SO	PO	A	N.C. STATE	AB	R	H	RBI	BB	SO	PO	A
B. McMillon	5	0	1	0	0	0	1	0	R. BARK	4	0	0	0	0	1	2	0
J. MORRIS	5	1	2	0	0	0	1	3	J. MESZAR	4	0	1	0	0	0	5	8
K. WILLIAMS	4	1	1	0	0	1	5	0	A. BARKETT	4	0	0	0	0	2	14	1
S. MONAHAN	3	0	2	1	1	1	7	0	T. TRACEY	4	0	1	0	0	2	0	2
M. HAMPTON	2	0	0	0	0	1	2	0	P. CLOUGHERTY	2	0	0	0	2	0	1	0
J. TAYLOR	3	1	0	0	1	0	1	2	A. SHAW	3	0	0	0	0	1	0	0
P. GALLOWAY	2	0	0	0	0	0	0	0	K. CARSWELL	2	1	0	0	0	0	0	0
M. EYDENBURG	3	0	1	0	0	0	5	0	G. ALMOND	3	0	1	0	0	1	5	0
J. MILLER	4	0	2	1	0	1	0	1	R. FERBY	2	0	1	1	0	1	0	8
S. SATTERFIELD	2	1	1	1	0	0	1	0	J. WATKINSON	0	0	0	0	0	0	0	1
C. PHILLIPS	1	0	0	0	0	0	0	0	T. HARVEY	0	0	0	0	0	0	0	2
C. CARTER	0	0	0	1	0	0	4	1									
J. DAWSEY	0	0	0	0	0	0	0	1									
TOTALS	35	4	10	4	2	4	27	8	TOTALS	28	1	4	1	2	8	27	22

SCORE BY  
INNINGS

CLEMSON

N.C. STATE

0 0 0

0 0 2

0 0 2

0 0 1

0 0 0

0 0 0

R H E

4 10 0

1 4 1

E- -0-

DP-CL-1

NCSU-2

LEFT-CL-7

NCSU-4

2B- -0-

3B- -0-

HR- -0-

SB- CLOUGHERTY

CS- -0-

SH- PHILLIPS

SF- CARTER, FERBY

CLEMSON	IP	H	R	ER	BB	SO	N.C. STATE	IP	H	R	ER	BB	SO
J. SAUVE	5 1/3	3	1	1	1	3	T. HARVEY	9	10	4	4	2	4
J. DAWSEY	1	0	0	0	1	1							
S. WINCHESTER	2 2/3	1	0	0	0	4							

WINNER- SAUVE (4-3) LOSER- HARVEY (8-1) SAVE- WINCHESTER (6)

WP- -0-

PB- -0-

BK- -0-

HBP- CARSWELL (SAUVE)

T- 2:45

A- 1,800



## OFFICIAL NCAA BOX SCORE

Date 4/10

Time \_\_\_\_\_

Stadium DOAK FIELDCity RALEIGH, NC

CLEMSON	AB	R	H	RBI	BB	SO	PO	A	N.C. STATE	AB	R	H	RBI	BB	SO	PO	A
B. McMILLON	4	1	2	0	0	2	2	0	R. BARK	2	4	1	1	3	0	2	0
J. MORRIS	4	0	1	0	0	0	0	3	J. MESZAR	3	0	0	1	0	3	1	1
K. WILLIAMS	3	2	2	1	2	0	2	0	A. BARKETT	3	3	2	1	2	1	8	0
S. MONAHAN	3	0	1	0	0	2	5	0	T. TRACEY	3	2	2	2	1	0	0	0
M. HAMPTON	2	0	0	0	1	0	2	0	P. CLOUGHERTY	4	2	2	4	1	0	0	0
P. GALLOWAY	3	0	0	0	0	2	0	0	L. EDENS	4	2	1	2	0	1	0	0
J. TAYLOR	4	0	0	0	0	1	2	4	K. CARSWELL	4	3	2	2	1	0	3	0
A. MONIN	3	0	2	0	0	1	5	0	R. LASATER	4	1	2	4	0	0	9	2
J. MILLER	4	1	1	0	0	1	3	1	J. WATKINSON	5	2	3	1	0	1	1	3
D. MILLER	0	0	0	0	0	0	0	1	G. GIANNAMORE	1	1	1	1	0	0	0	0
H. MORK	1	0	1	2	0	0	0	1	K. ENGLISH	1	0	0	0	0	1	1	2
S. SATTERFIELD	2	0	0	1	0	0	0	0	K. ROSS	1	0	0	0	0	0	0	0
C. CARTER	1	0	0	0	0	1	3	0	K. BRYAN	1	0	0	0	0	1	0	0
C. PHILLIPS	2	0	0	0	0	1	0	0	A. SHAW	1	0	0	0	0	0	0	0
S. BRIZEK	1	0	0	0	0	0	0	0	R. FERBY	0	0	0	0	0	0	1	0
J. MELZER	0	1	0	0	1	0	0	0	T. SCHIFFHAUER	1	0	1	0	0	0	1	0
									M. SELLARS	0	0	0	0	0	0	0	0
TOTALS	37	5	10	4	4	11	24	10	TOTALS	38	20	17	19	8	8	27	8

SCORE BY  
INNINGS

CLEMSON

N.C. STATE

2 0 0

0 0 0

0 0 3

12 1 0

0 1 6

0 0 X

R H E

5 10 2

20 17 1

E—MONIN MILLER FERBY

DP—C-2

NCSU-1

LEFT—C-10

NCSU-6

2B—McMILLON, WILLIAMS, MILLER, EDENS, GIANNAMORE 3B—BARK, CARSWELL

HR—CLOUGHERTY (13), BARKETT (6) LASATER (3)

SB—WILLIAMS (2) HAMPTON, BARK

CS—

SH—

SF—MESZAR, LASATER, EDENS

CLEMSON	IP	H	R	ER	BB	SO	N.C. STATE	IP	H	R	ER	BB	SO
J. KEPPEN	1/3	4	7	7	1	1	S. SENIOR	6	8	2	2	3	8
D. MILLER	3 2/3	7	7	6	2	3	M. RAMBUSCH	2	0	0	0	0	2
STURGEON / WILLIAMS	1 1/3	3	2	2	4	1/2	S. HOBGOOD	1	2	3	1	1	1
EGGLESTON	2 2/3	1	0	0	2	3							

WINNER—SENIOR (7-2) LOSER—KEPPEN (1-1) SAVE—

WP—EGGLESTON (2)

PB—

BK—

HBP—MORK (RAMBUSCH) TRACEY (KEPPEN)

3:01

1:200



## OFFICIAL NCAA BOX SCORE

Date 4/11/93

Time

Stadium DOAK FIELD

City RALEIGH, NC

CLEMSON	AB	R	H	RBI	BB	SO	PO	A	N.C. STATE	AB	R	H	RBI	BB	SO	PO	A
B. McMILLON	5	2	2	0	1	2	1	0	R. BARK	4	1	3	3	1	0	7	0
J. MORRIS	5	1	1	4	0	0	4	1	K. CARSWELL	5	0	1	2	0	1	2	0
K. WILLIAMS	3	1	0	0	2	0	1	0	A. BARKETT	5	1	2	2	1	1	5	0
S. MONAHAN	4	3	3	5	1	0	6	1	T. TRACEY	5	2	1	0	0	0	0	0
S. SATTERFIELD	3	0	0	0	2	0	2	0	P. CLOUGHERTY	5	2	3	4	0	0	5	0
D. MILLER	3	1	1	0	0	1	0	0	A. SHAW	2	0	0	0	0	1	0	0
J. TAYLOR	4	1	2	0	1	0	5	3	G. ALMOND	4	1	1	0	1	1	5	0
M. EYDENBURG	2	0	0	1	0	0	4	0	R. FERBY	5	2	3	1	0	1	0	1
J. MILLER	5	1	1	1	0	0	2	2	J. MESZAR	3	0	0	0	0	0	3	2
A. MONIN	1	0	1	1	0	0	0	0	K. ROSS	3	2	1	0	0	0	0	0
A. TAULBEE	0	0	0	0	0	0	0	2	L. EDENS	1	1	1	0	0	0	0	0
S. BRIZEK	1	0	1	0	0	0	0	1	T. SCHIFFHAUER	0	0	0	0	0	0	0	1
S. MELZER	1	1	0	0	0	1	0	0	R. LASATER	1	0	0	0	0	0	0	0
M. HAMPTON	0	1	0	0	0	0	0	0	K. BRYAN	0	1	0	0	0	0	0	0
C. CARTER	0	0	0	0	0	0	0	1									
TOTALS	37	12	12	12	7	4	26	11	TOTALS	43	13	16	12	3	5	27	4

SCORE BY	ON	2	1	0	0	2	0	0	7	0							R	H	E
WININGS	N.C. STATE	0	0	0	2	3	1	1	2	4							12	12	5
																	13	16	0

E- MONAHAN, CARTER

DP- C-1 NCSU-0

LEFT- C-7

NCSU-10

2B- TAYLOR CLOUGHERTY EDENS

3B- -0-

HR- MONAHAN(3) MORRIS CLOUGHERTY(2) 15

SB- WILLIAMS, MELZER, MESZAR

CS- -0-

SH- CARTER

SF- EYDENBURG, CARSWELL, BARK

CLEMSON	AB	BF	IP	H	R	ER	BB	SO	N.C. STATE	AB	BF	IP	H	R	ER	BB	SO
TAULBEE	5		5.1	10	6	5	0	3	SPORTS			7	7	6	6	3	2
BRIZEK			.1	0	0	0	1	0	ALLEN			.1	4	6	6	2	0
WINCHESTER (3-1)			3	6	7	4	2	2	MCLAMB			.2	0	0	0	2	1
									SCHIFFHAUER (1-0)			1	1	0	0	0	1

NP- TAULBEE(2), WINCHESTER

PO- -0-

BK- -0-

HBP- -0-

J- VESTAL (P), LARSON (1), ALEXANDER (3)

T-

A- 2,200



## OFFICIAL NCAA BOX SCORE

Date 4/14/93Time 7:15 PMStadium TIGER FIELDCity CLEMSON, S.C

GEORGIA	AB	R	H	RBI	BB	SO	PO	A	CLEMSON	AB	R	H	RBI	BB	SO	PO	A
CRANE, CF	5	2	2	0	0	1	3	0	McMILLON, LF	4	0	0	0	1	0	1	0
STOWERS, LF	2	1	1	1	1	0	3	0	MORRIS, 2B	4	2	0	0	1	1	3	2
GRAY, PH	0	0	0	0	1	0	0	0	K. WILLIAMS, CF	2	1	1	1	2	0	5	0
McCRANIE, PR	0	0	0	0	0	0	0	0	MONAHAN, RF-1B	2	2	1	3	1	0	4	0
INGRAM, RF	4	0	0	1	1	1	2	0	BRIZEK, 1B-P	4	0	1	1	0	0	9	1
YSELONIA, 1B	5	0	1	1	0	0	10	1	MORK, 3B	4	0	1	1	0	2	0	3
CLOSE, DH	5	1	1	0	0	0	0	0	TAYLOR, SS	4	0	0	0	0	0	2	5
ARENAS, SS	4	1	2	0	0	0	2	1	CARTER, C	4	0	1	0	0	0	2	1
HALEY, 2B	3	0	1	0	0	0	0	6	MELZER, PR	0	1	0	0	0	0	0	0
WHITTEMORE, C	4	0	1	1	0	0	2	1	MONIN, C	0	0	0	0	0	0	0	0
WEAVER, 3B	3	0	0	0	0	1	0	1	HAMPTON, DH	4	2	3	1	0	0	0	0
ROESLER, PH	0	0	0	0	0	0	0	0	SATTERFIELD, RF	0	0	0	0	0	0	0	0
WOMACK, PR	0	1	0	0	0	0	0	0	SAUVE, P							1	1
SWISTAK, P							2	1	D. MILLER, P							0	0
MUSSELWHITE, P							0	0	R. WILLIAMS, P							0	0
POWELL, P							0	1	TAULBEE, P							0	0
BARYLAK, P							0	0									
TOTALS	35	6	9	4	3	3	24	12	TOTALS	32	8	8	7	5	3	27	13

SCORE BY	GEORGIA	002	002	002			R H E
INNINGS	CLEMSON	103	010	12X			691
							883

E-WEAVER, MONAHAN, TAYLOR, MORK

DP-GEORGIA 1, CLEMSON 1 LEFT-GEORGIA 8 CLEMSON 6

2B-MORK, BRIZEK  
2B-CRANE, MONAHAN, WHITTEMORE, HAMPTON 3B-HAMPTON

NN-

SB-STOWERS 2(9), MONAHAN 2(13)

CS-CRANE SH-HALEY, STOWERS

GEORGIA	AB	BF	IP	H	R	ER	BB	SO	CLEMSON	AB	BF	IP	H	R	ER	BB	SO
SWISTAK (L, 21)	25	31	6 <sup>2</sup> / <sub>3</sub>	5	6	5	5	1	SAUVE (W, 5-3)	33	37	8	9	6	3	1	3
MUSSELWHITE	2	2	<sup>1</sup> / <sub>3</sub>	1	0	0	0	1	D. MILLER	0	1	0	0	0	0	1	0
POWELL	3	3	<sup>1</sup> / <sub>2</sub>	2	2	1	0	0	BRIZEK	0	1	0	0	0	0	1	0
BARYLAK	2	2	<sup>2</sup> / <sub>3</sub>	0	0	0	0	1	R. WILLIAMS	1	1	<sup>2</sup> / <sub>3</sub>	0	0	0	0	0
									TAULBEE (5-1)	1	1	<sup>1</sup> / <sub>3</sub>	0	0	0	0	0

FACED 1 BATTER IN 9TH

SAUVE FACED 2 BATTERS IN 9TH, D. MILLER FACED 1 BATTER IN 9TH, BRIZEK

WP-SWISTAK, SAUVE 2, MUSSELWHITE 2/

HBP-MONAHAN (BY SWISTAK), ROESLER (BY SAUVE)

U-KRAMER, THOMPSON AND WALLER T-2:33 A-1,800



# OFFICIAL NCAA BOX SCORE

Date 4/15/93 Time 2:09 Stadium TIGER FIELD City Clemson, SC

W. CAROLINA	AB	R	H	RBI	BB	SO	PO	A	CLEMSON	AB	R	H	RBI	BB	SO	PO	A
HENNON, 2B	4	0	0	0	0	0	2	5	McMILLON, LF	2	2	1	2	2	0	2	0
ENSON, CF	3	0	0	0	0	1	1	1	MORRIS, 2B	3	0	1	1	1	0	3	3
LYMAN, LF	4	0	0	0	0	1	2	0	WILLIAMS, CF	4	1	0	1	0	1	1	0
GRUNDY, P-DH	3	0	0	0	0	1	0	2	MONAHAN, RF	4	0	0	0	0	1	0	0
TIDICK, RF	3	1	0	0	0	0	2	0	HAMPTON, DH	3	2	1	0	0	1	0	0
HILTON, 1B	3	0	1	0	0	0	1	0	EYDENBERG, C	4	0	1	2	0	0	6	0
CONNOLLY, SS	3	0	0	0	0	2	1	4	BRIZEK, 1B-SS	4	1	1	1	0	0	1	3
HURST, C	3	0	1	0	0	0	5	1	TAYLOR, SS	3	1	2	1	0	1	0	5
WHITSON, 3B	3	0	1	0	0	1	0	0	MORK, 3B	3	1	2	0	0	1	1	4
GRUNDY, P	0	0	0	0	0	0	0	0	Miller J., 1B	1	0	0	0	0	0	3	0
PILGRIM, P	0	0	0	0	0	0	0	0	TAULBEE, P	0	0	0	0	0	0	0	0
Manning, P	0	0	0	0	0	0	0	0	WILLIAMS R., P	0	0	0	0	0	0	0	0
MOORE, PH-9	1	0	0	0	0	0	0	0									
TOTALS	30	1	3	0	0	6	24		TOTALS	30	8	9	8	3	6	27	15

SCORE BY INNINGS	W. CAROLINA	0	0	0	0	0	0	1	0							R	H	E	
	CLEMSON	1	0	1	2	0	2	2	0	X						-	1	3	3
																-	8	9	1

E- HURST, CONNOLLY, LYMAN, WILLIAMS

DP- CLEMSON 1 W. CAROLINA 0 LEFT- W. CAROLINA 2 CLEMSON 3

2B- HAMPTON(CW), MORRIS(CW) 3B-

HR- McMILLON(C)

SB- WILLIAMS(C), HAMPTON(C), EYDENBERG(C), MOORE(C)

CS- MORRIS SH-  BK-

W. CAROLINA	AB	BF	IP	H	R	ER	BB	SO	CLEMSON	AB	BF	IP	H	R	ER	BB	SO
Phillip GRUNDY	23	26	6.0	7	6	3	2	5	Andy TAULBEE	26	26	8.0	2	1	1	0	6
Dale PILGRIM	5	6	1.0	2	2	2	1	0	Rodney WILLIAMS	4	4	1.0	1	0	0	0	0
MIKE MANNING	3	3	1.0	0	0	0	0	1									

WP-  PB-  BK-

HBP- HAMPTON(C), GRUNDY

U- MANDERS(C), WALLER(Bases) T- 2:09 A- 350



## OFFICIAL NCAA BOX SCORE

Date 4-18-93 Time --- St JM Memorial City Baltimore

CLEMSON										MARYLAND									
AB	R	H	RBI	BB	SO	PO	A			AB	R	H	RBI	BB	SO	PO	A		
McMillon, Billy LF	4	1	0	0	0	1	0			Nutter, Todd CF	4	2	1	0	1	0	2	0	
Jorris, Jeff 2B	3	1	1	0	2	1	3	2		Cannan, Chris 2B	3	1	1	0	1	0	3	3	
Williams, Keith CF	4	1	2	0	0	0	1	0		Schiavone, Kevin DH	4	2	0	0	1	2	0	0	
Monahan, Shane RF	4	1	1	0	1	2	2	0		Groucher, Dan 1B	2	0	1	2	1	0	7	0	
Hampton Mike DH	3	0	1	1	1	1	0	0		Newberger, Steve RF	5	1	2	1	0	1	0	0	
Eydenberg, Mike C	2	0	1	0	0	0	6	2		Dolby, Feila C	4	0	3	3	0	0	5	3	
Brizek, Seth 1B	4	0	0	0	0	1	7	0		Bailey, Matt 3B	3	1	1	1	0	1	2	2	
Taylor, Joe SS	4	0	2	0	0	0	0	0		Wagner, Jeff LF	4	0	0	0	0	2	5	0	
Mork, Hoby 3B	3	0	0	0	0	1	2	2		Kuntz, Jeff SS	3	1	1	0	1	1	3	0	
Phillips, Chad P	0	0	0	0	0	0	1	0		Baker, Pat P	0	0	0	0	0	0	0	2	
Sturgeon, Chris P	0	0	0	0	0	0	0	0		Kilmer, Todd P	0	0	0	0	0	0	0	0	
Williams, Rodney P	0	0	0	0	0	0	0	2		Lappin, Luke 3B	1	0	0	0	0	0	0	0	
Holtz, Michael P	0	0	0	0	0	0	0	0		Colliere, Pat C	1	0	0	0	0	0	0	0	
Eggeston, Jamie P	0	0	0	0	0	0	0	1		Lahr, Dale P	0	0	0	0	0	0	0	0	
Keppen, Jeff P	0	0	0	0	0	0	0	0											
Dawsey, Jason PR	0	0	0	0	0	0	0	0											
Monin, Andy C	2	0	0	0	0	0	1	0											
Miller, David PH	1	0	0	0	0	0	0	0											
TOTALS	34	4	8	1	4	6	24	9		TOTALS	34	8	10	7	5	7	27	10	

SCORE BY  
INNINGS

CLEMSON		0	0	0	1	0	2	0	0	1								R	H	E
MARYLAND		2	0	0	2	1	3	0	0	X								4	8	1
																		8	10	1

E—Kuntz + KeppenDP—MD - 0 CLEMSON - 0 LEFT—MD - 10 Clemson - 102B—Hampton, Williams 3B—NutterHR—BaileySB—Cannan CS—Newberger, WilliamsSH—Groucher SF—Hampton

CLEMSON							MARYLAND						
IP	H	R	ER	BB	SO		IP	H	R	ER	BB	SO	
Phillips, Chad	3.1	4	3	3	3	3	Baker, Pat	7	10	3	1	1	4
Sturgeon, Chris	0	0	1	1	1	0	Kilmer, Todd	1	1	0	0	1	2
Williams, Rodney	.2	1	0	0	0	2	Lahr, Dale	1	1	1	1	2	0
Holtz, Michael	1.1	4	4	4	1	1		9	12	4	2	8	6
Eggeston, Jamie	1.2	1	0	0	0	1							

WINNER—Pat Baker (6-4) LOSER—Chad Phillips (9-1) SAVE—---WP—Phillips, Keppen PB—--- BK—---HBP—Bailey (by Phillips), McMillon, Cannan, WilliamsU—--- T—3:22 A—503



CLEMSON	AB	R	H	RBI	BB	SO	PO	A	MARYLAND	AB	R	H	RBI	BB	SO	PO	A
McMILLON, BILLY LF	3	4	3	2	2	0	0	0	NUTTER, TODD CF	3	1	1	1	1	0	2	0
SATTERFIELD SHAWN LF	2	2	2	0	0	0	0	0	O'BRIEN CHAD 3B	1	0	0	0	0	0	0	0
MORRIS, JEFF 2B	5	2	2	0	1	3	4	1	CANNAN, CHRIS 2B	3	0	2	1	0	0	2	1
WILLIAMS, KEITH CF	6	4	4	7	1	0	1	0	LAMBERT, JIM 2B	1	0	1	0	0	0	0	4
MONAHAN, SHANE RF/1B	7	1	4	2	0	3	14	1	SCHIAVONE, KEVIN LF	3	0	1	0	1	0	0	0
HAMPTON, MIKE DH	5	2	2	1	1	1	0	0	WAGNER, JEFF LF	1	0	0	0	0	0	2	0
MILLER, JEFF 3B	1	0	0	0	0	0	0	1	GOUCHER, DAN DH	4	0	0	0	0	1	0	0
TAYLOR, JOE SS	5	1	1	4	2	0	1	7	SMITH, GUY DH	1	0	0	0	0	0	0	0
BRIZEK, SETH 3B/P	6	2	2	3	0	0	4	1	NEUBERGER, STEVE RF	3	0	1	0	0	0	0	0
MILLER, DAVID PH	1	0	0	0	0	0	0	0	AMSTER, SCOTT RF	2	0	0	0	0	0	0	0
MORK, HOBY 3B/RF	1	1	0	0	1	1	0	0	DOLBY, FELLA C	1	1	2	0	0	1	6	2
McCLEON, DEX RF	4	0	1	0	0	1	1	0	ETINGER, JAWN LF	1	0	0	0	0	0	0	0
CARTER, CHRIS C	5	3	1	0	1	0	2	0	BAILEY, MATT 1B	3	1	1	2	0	0	6	1
MONIN, ANDY C	0	0	0	0	0	0	0	0	SAUELSON, JARED 1B	1	0	0	0	0	0	1	2
SAUVE, JEFF P	0	0	0	0	0	0	0	1	LAHR, DALE 3B	4	0	1	0	0	0	2	3
EGGLESTON, JAMIE P	0	0	0	0	0	0	0	0	COLLIERE, PAT C	0	0	0	0	0	0	0	0
KEPPEN, JEFF P	0	0	0	0	0	0	0	1	KUNTZ, JOHN SS	3	1	2	0	0	0	0	2
									LAPPIN, LUKE SS	1	0	1	0	0	0	2	0
									COLE, MIKE D	0	0	0	0	0	0	0	0
									DUNN, BRIAN P	0	0	0	0	0	0	0	0
									BAUMANN, MATT P	0	0	0	0	0	0	0	0
									OKES, MIKE P	0	0	0	0	0	0	0	0
									MOSEKOWITZ, ROSS P	0	0	0	0	0	0	1	0
TOTALS	51	22	22	19	9	9	27	13	TOTALS	36	4	13	4	2	2	27	15

SCORE BY	CLEMSON	1	2	1	6	0	3	4	3	0							R H E
INNINGS	MARYLAND	0	0	1	2	0	0	0	0	0							— 22 22 0
																	— 4 13 6

E— COLE, LAHR, KUNTZ (4)  
 DP— C-1 MD-0 LEFT— C-14 MD-10  
 2B— CARTER, CANNAN, HAMPTON 2, TAYLOR, LAPPIN, KUNTZ 3B— MONAHAN  
 HR— BRIZEK, McMILLON, BAILEY, WILLIAMS  
 SB— McMILLON CS—  
 SH— CANNAN, MORK SF—

CLEMSON	IP	H	R	ER	BB	SO	MARYLAND	IP	H	R	ER	BB	SO
SAUVE, JEFF	6	11	4	4	2	2	COLE, MIKE	3	7	4	3	3	5
EGGLESTON, JAMIE	1	0	0	0	0	0	DUNN, BRIAN	1/3	3	4	4	1	0
BRIZEK, SETH	1	2	0	0	0	0	BAUMANN, MATT	2 2/3	4	7	3	3	1
KEPPEN, JEFF	1	0	0	0	0	0	OKES, MIKE	2	8	7	6	2	3
							MOSEKOWITZ, ROSS	1	0	0	0	0	0

WINNER— SAUVE (6-3) LOSER— COLE (1-4) SAVE—  
 WP— COLE 2 SAUVE 1 OKES 1 PB— BK— COLE  
 HBP— MORRIS (by COLE)  
 U— T— 329 A— 623



FURMAN UNIVERSITY  
1993 BASEBALL  
CLEMSON vs. FURMAN  
4-20 at GREENVILLE

CLEMSON	POS	AB	R	H	BI	BB	SO	PO	A	FURMAN	POS	AB	R	H	BI	BB	SO	PO	A
*BILLY McMILLON	LF	5	0	1	2	0	1	4	0	*RONNIE WAGNER	CF	4	0	0	0	0	3	3	0
*JEFF MORRIS	2B	3	2	1	2	2	0	1	0	*BRYAN MAHON	2B	3	0	0	0	1	2	0	5
MIKE EYDENBERG	C	1	0	0	0	0	0	3	0	*RUSS ROPER	RF	4	1	4	0	0	0	3	0
*KEITH WILLIAMS	CF	5	2	4	3	1	0	3	0	*MIKE HAVERLAND	LF	4	0	1	0	0	0	3	0
*SHANE MONAHAN	RF	4	1	2	1	0	0	1	0	*DANN BOHACEK	C	3	1	2	1	0	1	1	0
DEXTER MCCLEON	RF	2	0	0	1	0	0	1	0	BRIAN RAWLINGS	C	1	0	0	0	0	0	1	0
*MIKE HAMPTON	DH	4	2	2	1	0	0	0	0	*JEFF KLIMEK	DH	3	0	0	0	1	1	0	0
DAVID MILLER	PH	2	1	1	0	0	0	0	0	*SCOTT ALTIZER	1B	4	0	1	1	0	1	12	1
*JEFF MILLER	3B	5	2	1	1	0	0	0	1	*WILL ERTEL	SS	4	0	0	0	0	2	3	3
PAUL GALLOWAY	3B	1	0	0	0	0	1	0	0	*MATT GRAY	3B	2	0	0	0	0	0	0	1
*JOE TAYLOR	SS	3	2	2	0	0	0	0	1	DUANE BIASI	3B	2	0	0	0	0	1	0	1
S. SATTERFIELD	LF	3	0	3	3	0	0	1	0	*MARK PICKHARDT	P	0	0	0	0	0	0	0	1
*ANDY MONIN	C	5	3	2	1	1	0	7	3	JASON MANTON	P	0	0	0	0	0	0	0	0
*SETH BRIZEK	1B	5	2	1	1	0	0	5	1	ADAM MURPHY	P	0	0	0	0	0	0	0	0
*ANDY TAULBEE	P	0	0	0	0	0	0	1	1	DANIEL HICKS	P	0	0	0	0	0	0	0	0
MICHAEL HOLTZ	P	0	0	0	0	0	0	0	0	DOUG CARNEY	P	0	0	0	0	0	0	1	1
CHRIS STURGEON	P	0	0	0	0	0	0	0	0										
TOTALS		48	17	20	16	4	2	27	7	TOTALS		34	2	8	2	2	11	27	13

SCORE BY INNINGS:	1	2	3	4	5	6	7	8	9	R	H	E
CLEMSON	3	1	6	3	2	0	0	0	2	17	20	0
FURMAN	0	1	1	0	0	0	0	0	0	2	8	4

E: BRYAN MAHON, RUSS ROPER, MATT GRAY (2)

DP: CLEMSON 1, FURMAN 1

LOB: CLEMSON 9, FURMAN 7

2B: KEITH WILLIAMS, MIKE HAMPTON, JEFF MILLER, S. SATTERFIELD, ANDY MONIN, RUSS ROPER (2), MIKE HAVERLAND, DANN BOHACEK

3B: KEITH WILLIAMS, DAVID MILLER

HR: KEITH WILLIAMS, MIKE HAMPTON

SB: SETH BRIZEK

CS: SHANE MONAHAN

SF: BILLY McMILLON

CLEMSON	IP	H	R	ER	BB	SO	FURMAN	IP	H	R	ER	BB	SO
*ANDY TAULBEE W	5.0	7	2	2	1	6	*MARK PICKHARDT L	1.0	3	3	3	1	0
MICHAEL HOLTZ	2.0	0	0	0	0	2	JASON MANTON	1.0	5	6	5	2	1
CHRIS STURGEON	2.0	1	0	0	1	3	ADAM MURPHY	1.0	1	1	1	1	0
							DANIEL HICKS	2.0	5	5	3	0	0
							DOUG CARNEY	4.0	6	2	2	0	1
TOTALS	9.0	8	2	2	2	11	TOTALS	9.0	20	17	14	4	2

W: ANDY TAULBEE (7-2) L: MARK PICKHARDT (0-1)

WP: JASON MANTON, DANIEL HICKS

UMPIRES: MIKE CUNNINGHAM, STEVE MANDERS

TIME: 2:40

ATTENDANCE: 173



# OFFICIAL NCAA BOX SCORE

Date 4/21/93 Time 7:15 PM Stadium TIGER FIELD City CLEMSON, S.C.

SOUTH CAROLINA										CLEMSON									
AB	R	H	RBI	BB	SO	PO	A			AB	R	H	RBI	BB	SO	PO	A		
UGINO, LF	5	0	1	1	1	0	1	0		MEMILLON, LF	4	3	2	1	1	1	3	0	
DEZENZO, RF	5	1	1	0	1	3	3	0		MORRIS, 2B	6	0	2	0	0	0	3	3	
WHITE, CF	6	0	1	2	0	1	4	0		WILLIAMS, CF	5	0	1	2	0	3	2	0	
PARNELL, 1B	4	2	0	0	2	4	9	0		MONAHAN, RF-1B	5	1	1	1	1	1	4	0	
DEBOER, DH	4	1	2	1	1	0	0	0		HAMPTON, BH	5	1	1	1	0	1	0	0	
BIERNAT, SS	4	1	3	1	1	1	3	1		D. MILLER, PH	1	0	1	0	0	0	0	0	
MCGUIRE, 3B	3	1	1	1	2	0	1	2		BRIZEK, 1B	4	0	2	0	0	1	6	1	
TARTER, C	5	0	1	0	0	1	8	1		SATTERFIELD, PH, RF	1	1	0	0	1	0	0	1	
STOKES, 2B	4	1	1	1	1	0	2	6		TAYLOR, SS	5	0	1	1	1	1	1	4	
PACE, P								1	0	MORRIS, 3B	3	1	1	0	2	0	1	1	
MAYNARD, P								0	1	PHILLIPS, PH	0	0	0	0	1	0	0	0	
KOLBERT, P								0	0	CARTER, C	2	0	1	1	1	0	6	0	
PEARSALL, P								0	0	MCCLEON, PR	0	1	0	0	0	0	0	0	
ROSS, P								0	0	MONIN, C	3	0	1	1	0	0	5	1	
ROSE, P								0	0	DAWSEY, P							0	0	
MOSSER, P								0	0	KEPPEN, P							1	0	
										WINCHESTER, P							1	1	
TOTALS	40	7	11	7	9	10	32	11		TOTALS	44	8	14	8	8	8	33	12	

SCORE BY INNINGS		SOUTH CAROLINA		CLEMSON		0 5 0		0 0 0		0 0 2		0 0		0 1		-		R H E	
		0 5 0		1 0 1		0 0 0		1 1 1		0 2 0		0 1				-		7 11 0	
																		8 14 1	

E- KEPPEN (TWO OUT WHEN WINNING RUN SCORED)

DP- CLEMSON 3 LEFT- SOUTH CAROLINA 9, CLEMSON 14

2B- MEMILLON CARTER MORRIS BRIZEK 3B-

HR- MEMILLON (3)

SB- DEBOER (13), DEZENZO (17)

CS- TAYLOR SH-  SF- WILLIAMS

SOUTH CAROLINA										CLEMSON									
AB	BF	IP	H	R	ER	BB	SO			AB	BF	IP	H	R	ER	BB	SO		
PACE	8	9	2	2	1	1	1	1		DAWSEY	5	9	1 2/3	1	5	5	4	1	
MAYNARD	8	11	2	3	2	2	2	2		KEPPEN	22	25	6	5	0	0	3	7	
KOLBERT	6	6	1	3	1	1	0	0		WINCHESTER (W, 4-1)	13	15	3 2/3	5	2	2	2	2	
PEARSALL	3	5	1	1	1	1	1	2											
ROSS	4	5	1	1	0	0	1	1											
ROSE	4	5	2 1/3	2	2	2	1	1											
MOSSER (L, 2-2)	11	13	3	2	1	1	2	1											

WRA-  PBL-  BK- MAYNARD

HBP- MEMILLON (BY MAYNARD)

U- WALLER, ROUNDTREE + HEAD T- 3:55 A- 1,500



# OFFICIAL NCAA BOX SCORE

Date 4/25/93 Time 2:00 PM Stadium TIGER FIELD City CLEMSON, S.C.

GEORGIA TECH	AB	R	H	RBI	BB	SO	PO	A	CLEMSON	AB	R	H	RBI	BB	SO	PO	A
SINTYRE, 2B	4	1	1	0	1	1	0	4	McMILLON, LF	4	0	0	0	0	3	2	0
RITTER, LF	5	1	2	1	0	1	0	0	MORRIS, 2B	4	0	0	0	0	2	1	1
VARITEK, C	5	1	1	0	0	0	13	3	K. WILLIAMS, CF	4	0	3	0	0	1	3	0
PAYTON, CF	4	1	1	1	0	0	0	0	MONAHAN, 1B	2	0	0	0	0	1	12	1
GARCIAPARRA, SS	3	0	0	2	0	0	2	4	HAMPTON, PH	1	0	0	0	0	1	0	0
HENSLEY, 3B	4	0	0	0	1	0	1	0	SATTERFIELD, RF	3	0	0	0	0	0	4	1
SMITH, RF	3	1	2	1	1	0	0	0	McCLEON, PH	1	0	0	0	0	1	0	0
NEWHAN, 1B	3	1	2	1	0	1	10	1	D. MILLER, DH	3	0	0	0	0	1	0	0
SORROW, DH	2	0	0	0	1	0	0	0	GALLOWAY, PH	1	0	0	0	0	1	0	0
RIGBY, P							1	0	J. MILLER, 3B	3	0	1	0	0	2	0	1
BINKLEY, P							0	0	TAYLOR, SS	3	0	1	0	0	0	1	6
									EYDENBERG, C	2	0	0	0	1	2	4	2
									DAWSEY, P							0	3
									KEPPEN, P							0	1
									R. WILLIAMS, P							0	0
									WINCHESTER, P							0	0
TOTALS	33	6	9	6	4	3	27	12	TOTALS	31	0	5	0	1	15	27	16

SCORE BY INNINGS	GEORGIA TECH	0	0	3	0	0	1	1	0	1	1	0	1	0	1	0	1	R	H	E
	CLEMSON	0	0	0	0	0	0	0	0	0	0	0	0	0	0	0	0	6	9	3

E- DAWSEY 2, MONAHAN 2, GARCIAPARRA, EYDENBERG, RIGBY, TAYLOR, HENSLEY

DP- GEORGIA TECH 1 LEFT- GEORGIA TECH 9, CLEMSON 6

2B- McINTYRE, NEWHAN

WRA

SB- SMITH (19)

CS- MONAHAN, RITTER SH- SORROW, NEWHAN, PAYTON SF- GARCIAPARRA 2

GEORGIA TECH	AB	BF	IP	H	R	ER	BB	SO	CLEMSON	AB	BF	IP	H	R	ER	BB	SO
RIGBY (W, 10-0)	27	29	8	4	0	0	1	12	DAWSEY (L, 3-1)	22	27	5 2/3	7	4	2	2	0
BINKLEY	4	4	1	1	0	0	0	3	KEPPEN	5	7	1	1	1	0	2	1
									R. WILLIAMS	1	1	1/3	0	0	0	0	1
									WINCHESTER	5	7	2	1	1	0	0	1

WP- RIGBY 2

BBW

BK4

HBP- MONAHAN (BY RIGBY)

U- WOODALL, CAGE AND SARBACHER

T- 2:45

A- 1,800



# OFFICIAL NCAA BOX SCORE

Date 5/5/93 Time 7:15 PM Stadium TIGER FIELD City CLEMSON, S.C.

TENNESSEE										CLEMSON									
AB	R	H	RBI	BB	SO	PO	A			AB	R	H	RBI	BB	SO	PO	A		
NYMAN, CF	4	0	0	1	1	0	4	0		MSMILLON, LF	2	1	1	2	1	0	2	0	
CARR, 2B	4	0	2	1	1	0	1	1		MORRIS, 2B	1	0	0	0	2	0	2	5	
HELTON, 1B	4	0	1	0	0	2	10	1		WILLIAMS	4	0	1	0	0	0	2	1	
TRAMMELL, RF	4	0	1	0	0	0	0	0		MONAHAN, RF	4	0	1	1	0	1	0	0	
FOSTER, 3B	4	0	1	0	0	1	1	4		SATTERFIELD, RF	0	0	0	0	0	0	0	0	
VANCE, LF	3	0	0	0	1	1	2	0		D. MILLER, 1B	1	0	0	0	1	0	7	0	
NORTHEIMER, C	4	1	1	0	0	0	2	0		BRIZEK, 1B	2	0	1	0	0	0	3	2	
X-PARKER, SS	3	1	1	0	0	1	4	5		J. MILLER, 3B	4	0	1	0	0	0	1	2	
CURRY, DH	3	0	1	0	1	1	0	0		TAYLOR, SS	3	1	0	0	1	0	2	6	
WOODS, P							0	0		HAMPTON, DH	4	2	1	0	0	1	0	0	
HARVELL, P							0	2		CARTER, C	2	0	1	1	0	0	6	0	
HEFLIN, P							0	0		SAUVE, P							0	0	
										DAWSEY, P							1	0	
										TAULBEE, P							0	0	
										WINCHESTER, P							1	0	
TOTALS	33	2	8	2	4	6	24	13		TOTALS	27	4	7	4	5	2	27	16	

X-PARKER AWARDED 1ST BASE ON CATCHER'S INTERFERENCE

SCORE BY INNINGS		TENNESSEE			CLEMSON			R			H			E		
		0	0	0	0	2	0	0	0	0	0	0	0	2	8	2
		0	1	0	3	0	0	0	0	X				4	7	3

E- CARTER 2, FOSTER 2, TAYLOR

DP- CLEMSON 2, TENNESSEE 1 LEFT- TENNESSEE 9, CLEMSON 8

2B- MSMILLON, BRIZEK ~~BBH~~

~~BBH~~

~~BBH~~

CS- BRIZEK SH- MORRIS SF- MSMILLON CARTER

TENNESSEE										CLEMSON									
AB	BF	IP	H	R	ER	BB	SO			AB	BF	IP	H	R	ER	BB	SO		
WOODS (L, 1-1)	12	21	3 2/3	3	4	2	5	1		SAUVE	15	19	4 1/3	4	2	2	4	1	
HARVELL	13	13	3 2/3	4	0	0	0	0		DAWSEY (W, 4-1)	9	9	2 2/3	1	0	0	0	3	
HEFLIN	2	2	2/3	0	0	0	0	1		TAULBEE	7	8	1 1/3	3	0	0	0	2	
										WINCHESTER (S-8)	2	2	2/3	0	0	0	0	0	

WP- WOODS 2, SAUVE

PB- NORTHEIMER

HBP- CARTER (BY WOODS)

U- PITTMAN, ROUNDTREE AND WALLER

T- 2:37

A- 900



# OFFICIAL NCAA BOX SCORE

Date May 7, 1993 Time 7:07 pm Stadium Dick Howser City Tallahassee, Fla.

Clemson 36-14, 10-10										Florida State 38-13, 13-8									
AB	R	H	RBI	BB	SO	PO	A			AB	R	H	RBI	BB	SO	PO	A		
Billy McMillon lf	3	1	0	0	3	0	1	0		Grady Jordan lf	3	1	0	0	1	1	2	0	
Jeff Morris 2b	4	2	4	0	2	0	3	1		Clint Hendry pr	0	0	0	0	0	0	0	0	
Keith Williams cf	5	2	3	2	1	2	4	0		Scott Schroetter cf	1	0	0	0	0	1	1	0	
Shane Monahan dh	5	0	1	1	1	0	0			Mickey Lopez 3b-2b	4	1	2	0	1	1	2	2	
David Miller 1b	2	0	1	0	1	0	4	1		Doug Mientkiewicz 1b	4	0	1	1	1	0	4	3	
Mike Hampton 1b	2	1	0	0	0	0	2	1		Ty Mueller lf	4	1	2	1	0	0	6	1	
Jeff Miller 3b	2	0	0	2	2	0	2	2		Mike Schmitz dh	5	1	2	2	0	0	0	0	
Joe Taylor ss	3	0	0	0	1	0	1	2		Mike Martin c	4	1	1	0	0	1	4	6	
Shawn Satterfield rf	4	1	2	1	1	0	3	0		Link Jarrett ss	4	0	1	0	0	1	3	1	
Chris Carter c	2	0	0	0	1	0	5	2		Randy Hodges rf	4	1	1	0	0	1	1	0	
										Chad Sheffer 2b	2	0	1	0	0	0	3	0	
Michael Holtz p							1	0		Kevin McCray ph	1	0	1	0	0	0	0	0	
Andy Taulbee p							0	0		Jack Niles pr-3b	0	0	0	0	0	0	0	1	
Scott Winchester p							1	0											
										Phil Olson p							1	1	
										Charlie Cruz p							0	1	
										Jeff Tam p							0	0	
										John Nedean p							0	1	
TOTALS	32	7	11	6	13	3	27	9		TOTALS	36	6	12	5	3	6	21	17	

SCORE BY  
INNINGS

Clemson

Florida State

1 2 0  
0 0 3

2 0 0  
1 0 0

0 2 0  
2 0 0

R H E  
7 11 2  
6 12 1

E- Carter, J. Miller, Sheffer

DP- Clemson - 1 FSU - 1 LEFT- Clemson - 15 FSU - 8

2B- Satterfield Williams Mueller McCray 3B-

HR- Schmitz (7), Williams (13)

SB- Jordan 2 (23), Lopez (17) CS- Satterfield 2, Morris 2, Hendry

SH- Carter 2, Sheffer, J. Miller SF- Mueller

Clemson							Florida State						
IP	H	R	ER	BB	SO		IP	H	R	ER	BB	SO	
Holtz	3.2	7	4	4	2	3	Olson	3.2	6	5	5	6	1
Taulbee	3.1	3	2	2	1	2	Cruz	3.1	1	0	0	7	1
Winchester	2	2	0	0	0	1	Tam - faced 2 batters in 8th	0	1	1	1	0	0
							Nedean	2	3	1	0	0	1

WINNER- Taulbee (8-2) LOSER- Nedean (2-3) SAVE- Winchester (9)

WP- Olson 2 PD- Carter BK-

HBP- Taylor (by Olson)

U- Jordan (HP), Powell (1B), Woodall (3B) T- 3:29 A- 2312



# OFFICIAL NCAA BOX SCORE

Date MAY 8, 1993 Time 7:00 PM Stadium Dick Howser City Tallahassee, FL

Clemson	AB	R	H	RBI	BB	SO	PO	A	Florida State	AB	R	H	RBI	BB	SO	PO	A
McMillon, LF	4	2	1	0					Mickey Lopez, 3B	4	1	1	0				
Jeff Morris, 2B	4	0	0	0					Link Jarrett, SS	4	0	1	1				
Keith Williams, CF	4	0	1	2					Doug Mientkiewicz, 1B	4	0	0	1				
Shane Monahan, DH	3	0	0	0					Tr Mueller, LF	4	1	1	0				
David Miller, 1B	4	0	0	0					Mike Schmitz, DH	4	1	3	1				
Mike Eydenberg, C	4	0	1	0					Mike Martin, C	4	0	0	1				
Chris Carter, C	0	0	0	0					Scott Schroeffel, CF	4	0	0	0				
Jeff Miller, 3B	4	0	1	0					Randy Hodge, RF	2	0	1	0				
Shawn Satterfield, RF	4	1	2	1					Clint Hendry, RF	1	0	0	0				
Joe Taylor, SS	3	0	0	0					Colby Weaver, Ph	1	0	0	0				
									Chad Sheffer, 1B	4	1	1	0				
TOTALS	34	3	6	3					TOTALS	36	4	8	4				

SCORE BY INNINGS	Clemson	002	010	000	0			R H E
	Florida ST	010	000	110	1			- 360
								- 480

E- NONE

DP- NONE LEFT- CU 6, FSU 6

2B- Mueller, Jarrett, Sheffer 3B- Eydenberg, Lopez

HR- Satterfield (2), Schmitz (8)

SB- McMillon (1), Lopez (2)

CS-

SH- SF- Williams

Clemson	IP	H	R	ER	BB	SO	Florida ST.	IP	H	R	ER	BB	SO
Jason Dawsey	8	7	3	3	0	3	John Wasdin	10	6	3	3	3	9
Jeff Keppen	1 2/3	1	1	1	2	1							
Rodney Williams	0	0	0	0	1	0							

WINNER- Wasdin (9-1) LOSER- Keppen 2-2 SAVE-

WP- Dawsey PB- Carter BK-

HBP- Monahan (by Wasdin)

U- Powell, Woodall, Hodgins

T- 2:49 A- 2950



OFFICIAL NCAA BOX SCORE  
Date May 9, 1993 Time 2:10 pm Stadium Dick Howser City Tallahassee, Fla.

Date May 9, 1993 Time 2:10 pm Stadium

Dick Howser

City Tallahassee, Fla.

Date May 7, 1962 Time 2:00 Stadium																			
	AB	R	H	BB	SO	PO	A			AB	R	H	BB	SO	PO	A			
Tolson (37-15, 11-11)								Florida State (39-14, 14-7)											
Billy McMillon lf	4	2	4	0	1	0	3	Mickey Lopez 3b-2b	4	0	0	0	0	1	0	5			
Jeff Morris 2b	5	1	2	1	0	0	3	Link Jarrett ss	4	0	1	0	0	0	0	5			
Keith Williams cf	4	1	1	2	0	1	6	Doug Mientkiewicz lb	4	0	0	0	0	0	10	1			
Shane Monahan rf	4	0	1	2	0	2	1	Ty Mueller lf	3	1	2	1	1	1	0	0			
Mike Hampton dh	3	0	0	0	1	2	0	Nike Schmitz dh	3	0	1	0	0	0	0	0			
Jeff Miller 3b	4	0	1	0	0	1	0	Mike Martin c	3	0	0	0	0	1	9	0			
Andy Merin c	4	0	0	0	0	0	5	Scott Schweffel cf	3	0	2	0	0	0	1	0			
Joe Taylor ss	3	0	0	0	1	1	2	Randy Hodges rf	3	0	1	0	0	1	4	1			
Seth Bruzek lb	1	1	0	0	1	1	4	Chad Shaffer 2b	2	0	0	0	0	0	2	1			
David Miller lb	2	0	0	0	0	1	3	Kerin McCray ph	1	0	0	0	0	0	0	0			
								Jack Niles 3b	0	0	0	0	0	0	0	0			
Chad Phillips p							0	Bryan Harris p								0			
							3	Jeff Tam p								1			
TOTALS	34	5	9	5	4	9	27	TOTALS	30	1	7	1	1	4	27	13			

												R	H	E				
SCORE BY INNINGS	Clemson	0	0	3	0	0	0	2	0	0						5	9	1
	Florida State	0	1	0	0	0	0	0	0	0						1	7	0

Phillips

DP- Clemson-1, FSU-1 LEFT- Clemson-6, FSU-3

28 McMillon 2, Hodges, J. Miller 38- Monahan

HR Mueller (6) Williams (14)

CS-Schnitz, Schroeffel

SB \_\_\_\_\_

SH \_\_\_\_\_

CS \_\_\_\_\_

SF \_\_\_\_\_

[illegible]

WINNER: Phillips (10-2) LOSER: Harris (6-4) SAVE: \_\_\_\_\_

WP—Koppen, Tam PD—Morin BK—

HBP \_\_\_\_\_  
Woodall (HP) Haddoin (HB) Powell (3B) \_\_\_\_\_ 2:35 A- 2,345



# OFFICIAL NCAA BOX SCORE

Date 5/11/93 Time 7:15 PM Stadium TIGER FIELD City CLEMSON, S.C.

GEORGIA	AB	R	H	RBI	BB	SO	PO	A	CLEMSON	AB	R	H	RBI	BB	SO	PO	A
BRANE, CF	5	0	1	0					McMILLON, LF	2	0	0	0				
RENAS, SS	5	0	1	0					MORRIS, 2B	4	0	2	0				
ROESLER, DH	5	0	1	1					WILLIAMS, CF	4	0	0	0				
YSELONIA, 1B	4	0	1	0					MONAHAN, DH	4	1	1	0				
WHITTEMORE, C	5	1	3	0					SATTERFIELD, RF	4	0	0	0				
HAWKINS, RF	4	1	0	0					J. MILLER, 3B	4	0	1	0				
WEAVER, 3B	4	0	1	1					D MILLER, 1B	3	1	1	1				
HALEY, 2B	4	2	3	1					EYDENBERG, C	3	0	1	1				
McCRANIE, LF	3	0	0	0					CARTER, C	0	0	0	0				
									PHILLIPS, PH	1	0	0	0				
									TAYLOR, SS	4	0	1	0				
TOTALS	39	4	11	3					TOTALS	33	2	7	2				

CORE BY	GEORGIA	0	0	0	0	1	1	0	2	0							R H E
ININGS	CLEMSON	0	0	1	1	0	0	0	0	0							- 4 11 1
																	- 2 7 3

1- YSELONIA, J. MILLER, D. MILLER, KEPPEL

2- TAYLOR LEFT- GEORGIA 10, CLEMSON 7,

3- EYDENBERG, MONAHAN, ROESLER, WEAVER, 3B- WHITTEMORE

4- HAWKINS (4)

5- MORRIS

SH- McCRANIE

8PM

GEORGIA	AB	BF	IP	H	R	ER	BB	SO	CLEMSON	AB	BF	IP	H	R	ER	BB	SO
HILL (W, 5-7)	30	33	8	7	2	2	3	4	SAUVE	23	25	5 1/3	8	2	2	1	3
BARYLAK (3-13)	3	3	1	0	0	0	0	0	KEPPEN (L, 2-3)	11	11	2 1/3	2	2	0	0	3
									TAHLBEE	5	5	1 1/3	1	0	0	0	3

P- HILL, KEPPEL

ABH

BBH

BP-

- ROUNDTREE, PITTMAN, AND KRAMER

T- 2:36

A- 1,500



## OFFICIAL NCAA BOX SCORE

Date 13 MAY 1993 Time 7:00 PM Stadium TIGER FIELD City CLEMSON, S.C.

NC-CHARLOTTE	AB	R	H	RBI	BB	SO	PO	A	CLEMSON	AB	R	H	RBI	BB	SO	PO	A
ANDERSON, CF	5	0	1	0	0	0	4	0	MEMILLON, LF	4	3	3	1	1	0	2	1
HELMS, 2B	5	0	1	2	0	2	0	2	MORRIS, 2B	1	2	1	0	1	0	2	1
BROWDER, RF	3	1	0	0	2	1	4	0	MORK, PH-SS	2	0	0	0	0	0	0	1
SKEENS, C	3	2	0	0	1	0	2	0	K.WILLIAMS, CF	3	0	1	0	0	1	1	0
HILL, PH	1	0	0	0	0	0	0	0	SATTERFIELD, PH-RF	2	0	0	0	0	0	2	0
BOVENDER, 3B	3	0	2	0	1	0	1	1	MONAHAN, DH	4	2	1	3	0	1	0	0
PRICE, 1B	4	0	2	1	0	1	9	1	PHILLIPS, DH	1	0	1	1	0	0	0	0
VANDENHEUVEL, SS	3	1	2	1	0	1	1	4	HAMPTON, 1B	5	1	1	1	0	0	3	1
DEATHERAGE, DH	2	1	0	0	1	0	0	0	J.MILLER, 3B	3	2	2	2	0	0	2	2
PITTMAN, DH	1	0	0	0	0	1	0	0	GALLOWAY, PH-3B	1	0	0	0	0	0	0	0
LITTLE, LF	2	0	0	0	0	1	0	0	TAYLOR, SS-2B	4	2	1	1	1	0	1	2
BEATY, PH-LF	1	0	0	0	1	1	2	0	MONIN, C	2	0	1	3	1	0	6	1
KIRK, P							0	1	CARTER, C	1	0	0	0	0	0	2	0
LOVELACE, P							0	0	MSCLEON, RF-CF	4	0	1	0	0	0	5	0
MYERS, P							0	0	HOLTZ, P							1	0
OSBORNE, P							1	0	EGGLESTON, P							0	0
									R.WILLIAMS, P							0	0
									STURGEON, P							0	0
TOTALS	33	5	8	4	6	8	24	9	TOTALS	37	12	13	12	4	2	27	9

SCORE BY INNINGS		NC-CHARLOTTE			CLEMSON			R H E									
		0	0	0	0	0	2	2	1	0				-	5	8	2
		1	1	3	5	1	0	1	0	X				-	12	13	1

E-VANDENHEUVEL, HELMS, MORK

DP-CLEMSON 1 LEFT-NC-CHARLOTTE 8, CLEMSON 8

2B-MSMILLON 2, HAMPTON, HELMS 3B-TAYLOR, MONIN

HR-J.MILLER (5), MONAHAN (7), MSMILLON (4)

SB-MSCLEON (5)

~~DB4~~ ~~BMAH~~ SF-MONIN, VANDENHEUVEL

NC-CHARLOTTE	AB	BF	IP	H	R	ER	BB	SO	CLEMSON	AB	BF	IP	H	R	ER	BB	SO
KIRK (L, 0-2)	14	16	2 2/3	7	5	5	1	1	HOLTZ (W, 2-3)	21	24	6	5	2	2	3	6
LOVELACE	5	7	1	2	4	2	1	0	EGGLESTON	5	6	1	2	2	2	1	1
MYERS	10	13	2 2/3	2	2	2	2	1	WILLIAMS	4	5	1	1	1	0	0	1
OSBORNE	8	8	2	2	1	1	0	0	STURGEON	3	5	1	0	0	0	2	0

WP-STURGEON PB-SKEENS

HBP-MORRIS (BY KIRK), GALLOWAY (BY MYERS)

U-PITTMAN, WALLER AND MANDERS

T-2:43

A-800



OFFICIAL NCAA BOX SCORE

Date 5/13/93 Time Stadium SARGE FRYE FIELD City COLUMBIA, SC

CLEMSON	AB	R	H	RBI	BB	SO	PO	A	SOUTH CAROLINA	AB	R	H	RBI	BB	SO	PO	A
MC MILLON, LF	3	2	2	0	2	0	0	0	MARK GUGINO, LF	5	0	1	0	0	2	0	0
JEFF MORRIS, 2B	5	1	1	0	0	1	3	3	STACY STOKES, 2B	4	2	1	0	0	0	1	6
KEITH WILLIAMS, CF	4	1	1	1	1	0	3	1	JOE BIERNAD, SS	4	1	1	0	0	1	1	2
SHANE MONAHAN, RF	4	1	1	0	0	2	4	0	MAC WILKIE, CF	3	1	1	1	1	0	4	0
MIKE HAMPTON, 1B	4	0	1	1	0	0	5	2	MIKE MCGUIRE, 3B	4	2	2	5	0	0	0	1
PAUL GALLOWAY, DH	3	0	0	0	0	1	0	0	TED ROSE, DH	1	0	0	0	0	1	0	0
CHAD PHILLIPS, DH	1	0	0	0	0	0	0	0	JEFF PARNELL, 1B	4	1	2	1	0	1	3	0
JOE TAYLOR, SS	3	0	1	2	1	0	2	1	MIKE TARTER, C	3	1	1	0	0	0	3	0
ANDY MONIA, C	3	0	1	0	0	1	5	0	MIKE DEZENZO, RF	2	0	0	0	1	0	5	0
MIKE EYDENBERG, C	1	0	0	0	0	0	1	0	SCOTT PACE, P	0	0	0	0	0	0	0	5
HOBY GORK, 3B	3	0	0	0	0	0	1	1	CRAIG ROSS, P	0	0	0	0	0	0	0	0
SHAWN BUTTERFIELD, 2B	1	0	0	0	0	0	0	0	ROB MOSSER, P	0	0	0	0	0	0	0	0
JASON DAWSEY, P	0	0	0	0	0	0	0	2									
ANDY TAUBER, P	0	0	0	0	0	0	0	0									
CHRIS STURGEON, P	0	0	0	0	0	0	0	0									
TOTALS	35	5	8	4	4	5	24	10	TOTALS	23	3	9	1	1	5	17	1

SCORE BY INNING	CLEMSON	0	0	0	1	0	0	0	4	0							
	SOUTH CAROLINA	0	0	5	1	0	0	2	0	X							

E-TAYLOR 2, DAWSEY 2, PARNELL, PACE  
DP-CLEMSON 1, SOUTH CAROLINA 2 LEFT-CLEMSON 7, SOUTH CAROLINA 5  
2B-MCMILLON 2  
HR-MCGUIRE 2(R) PARNELL (9)  
SB-DEZENZO  
SH-DEZENZO, TARTER

CLEMSON	IP	H	R	ER	BB	SO	SOUTH CAROLINA	IP	H	R	ER	BB	SO
JASON DAWSEY	4 2/3	7	6	1	1	2	SCOTT PACE	7	2	1	0	3	4
ANDY TAUBER	2 2/3	1	2	0	1	2	CRAIG ROSS	3	4	4	4	1	0
CHRIS STURGEON	1	1	0	0	0	1	ROB MOSSER	1 2/3	2	0	0	0	1

WINNER-PACE (3-2) LOSER-DAWSEY (4-2) SAVE-MOSSER (9)  
WP-MOSSER  
U-PL STEVE MANDERS, 1B JOHN KRAMER, 3B BILLY PITTMAN T-2:55 A-4368



# 1993 ACC BASEBALL TOURNAMENT

Game # 11

Date May 17, 1993 Time 7: p.m. Stadium Municipal

City Greenville, S.C.

GEORGIA TECH (45-11)									CLEMSON (41-17)								
AB	R	H	BI	BB	SO	PO	A		AB	R	H	BI	BB	SO	PO	A	
Michael Smith RF	4	1	1	0	1	0	2	0	Billy McMillon LF	4	2	0	0	0	1	1	0
Jan Ritter LF	4	0	1	1	1	2	0		Jeff Morris 2b	3	1	3	0	0	0	1	6
Jason Varitek C	5	1	3	1	0	1	10	2	Keith Williams CF	4	0	1	1	0	1	0	0
Nomar Garciaparra SS	5	0	0	1	0	1	2	1	Shane Monahan DH	4	1	2	4	0	1	0	0
Jay Payton CF	5	0	0	0	0	0	0	0	Mike Hampton 1b	4	0	0	0	0	3	9	0
Brandon Hensley 3b	4	1	1	0	0	1	2	2	David Miller 1b	0	0	0	0	0	0	3	1
David Newhan 1b	4	1	1	0	0	2	4	1	Jeff Miller 3b	4	1	1	1	0	0	2	5
Mark Buffington DH	4	2	3	1	0	0	0	0	Joe Taylor SS	4	1	1	0	0	1	2	3
Scott McIntyre 2b	4	2	2	3	0	1	1	1	Dexter McCleon RF	3	1	1	1	0	2	2	0
									Shawn Satterfield PH	1	0	0	0	0	1	0	0
David Albert P							0	0	Chris Carter C	3	2	2	2	1	1	6	1
Mike Martin P							1	0									
Chris Myers P							0	0	Jeff Keppen P							0	1
									Andy Taulbee P							1	0
									Scott Winchester P							0	1
TOTALS	34	8	12	7	2	7	24	7	TOTALS	34	9	11	9	1	11	27	18

## SCORE BY INNINGS

	1	2	3	4	5	6	7	8	9	10	11	12	13	14	15	16	17	18	R	H	E
GEORGIA TECH	0	2	0	0	0	1	4	1	0										8	12	3
CLEMSON	1	0	2	6	0	0	0	0	X										9	11	1

E- Newhan Albert McIntyre Taylor

DP- Ga. Tech - 1 Clemson - 2

LOB- GA. TECH - 6 Clemson - 4

2B- Taylor M. Smith Hensley

3B- McCleon Newhan

HR- McIntyre (2) Carter (2) J. Miller (6) Monahan (8) Varitek (22)

SB-

CS- Morris

S- Morris

SF-

GEORGIA TECH							CLEMSON						
IP	H	R	ER	BB	SO		IP	H	R	ER	BB	SO	
David Albert (L, 9-6)	3+	8	6	5	0	3	Jeff Keppen (W, 3-3)	6+	10	7	6	1	6
Mike Martin	4	3	3	0	0	6	Andy Taulbee	2	2	1	1	1	0
Chris Myers	1	0	0	0	1	2	Scott Winchester (S, 10)	1	0	0	0	0	1

Albert faced 3 batters in the 4th

Keppen faced 6 batters in the 6th

WP- Keppen

PB-

BK-

HBP- McMillon (by Albert)

U- Randy Vestal (HD) Ernie Cage (1B) Hank Rountree (2B) Tony Thompson (3B) - 2:52

A- 6,115



# 1993 ACC BASEBALL TOURNAMENT

Game # 15

Date May 18, 1993 Time 8:48 p Stadium Greenville Municipal City Greenville, S.C.

Florida State (42-16)	AB	R	H	BI	BB	SO	PO	A	Clemson (42-18)	AB	R	H	BI	BB	SO	PO	A
Mickey Lopez 3b	4	2	2	0	1	0	0	2	Billy McMillon 1f-1b	5	1	1	1	0	3	1	0
Mike Martin c	4	1	2	0	1	0	12	0	Jeff Morris 2b	5	1	2	2	0	1	2	1
Mike Schmitz dh	4	1	1	2	0	0	0	0	Keith Williams cf	5	1	3	2	0	1	5	0
John Nedeau p-ff	1	0	0	0	0	1	0	0	Shane Monahan dh	5	0	1	0	0	3	0	0
Doug Mientkiewicz 1b	4	1	1	1	0	1	8	1	Shawn Satterfield rf	3	0	0	0	0	1	2	0
Scott Schroeffel cf	3	1	0	0	1	1	2	0	Paul Galloway ph	1	0	1	0	0	0	0	0
Randy Hodges rf	4	0	1	1	0	1	1	0	Dexter McClean pr-ff	0	0	0	0	0	0	1	0
Grady Jordan 1f	3	1	1	1	0	1	1	0	Jeff Miller 3b	4	0	0	0	0	1	0	2
Ty Mueller 1f	1	0	0	0	0	0	0	0	David Miller 1b	3	0	0	0	0	1	7	0
Charlie Cruz p-1f-p							0	1	Andy Monin ss	1	0	1	0	0	0	0	0
Link Jarrett ss	4	0	1	2	0	1	0	1	Joe Taylor ss	2	1	2	0	1	0	0	2
Chad Sheffer 2b	4	0	0	0	0	1	2	5	Andy Taulbee ph	0	0	0	0	0	0	0	0
Phil Olson p							1	1	Chad Phillips ph-1f	1	0	0	0	0	0	0	0
									Chris Carter c	3	1	2	0	0	0	8	0
									Mike Eydenberg ph	0	0	0	0	0	0	0	0
									Mike Hampton ph	1	0	0	0	0	1	0	0
									Jeff Sauve							6	6
									Rodney Williams p								
	36	7	9	7	3	7	27	11		39	5	13	5	1	12	27	6

## SCORE BY INNINGS

	1	2	3	4	5	6	7	8	9	10	11	12	13	14	15	16	17	18	R	H	E
Florida State	5	0	1	0	0	0	1	0	0										7	9	1
Clemson	0	0	1	1	2	0	0	0	1										5	13	0

E- Schroeffel

DP- FSU 1

LOB- FSU 5 ; Clemson 8

2B- Jarrett, Hodges, Monahan, Morris, Williams

3B- Lopez, Morris

HR- McMillon (5), Williams (16)

SB- Jordan (25), Schmitz (4), Lopez 2 (20)

CS- —

S- —

SF- —

Florida State	IP	H	R	ER	BB	SO	Clemson	IP	H	R	ER	BB	SO
Olson (W, 4-1)	5+	8	4	4	0	4	Sauve (L 6-5)	6.1	8	7	7	3	3
Nedeau	0.1	0	0	0	0	0	R Williams	2.2	1	0	0	0	4
Cruz (S, 2)	3.2	5	1	1	1	8							

WP- Sauve

PB- —

BK- —

HBP- —

U- Woodall (HP), Vestal (1B), Kramer (2B), Fagua (3B) 2:45

A- 4,360



Game # 17

[illegible]

VP- Phillips, Senior Z, Taulbee PB- Carter BK- —  
IBP- Taylor (by Senior)  
J- Cage (HP), Vestal (IB), Morris (2B), Fugua (3B), Rountree (LF), Kramer (RF) T- 3:09 A- 6,450



## 1993 NCAA MIDEAST REGIONAL

GAME 2

Rutgers University vs CLEMSON

May 28, 1993 at Knoxville, Tenn.

Rutgers University 3  
(37-16)

Name	Pos	AB	R	H	RBI	BB	SO	PO	A
Alongi	rf	4	0	0	0	0	0	2	0
Windows	ss	4	0	0	0	0	3	1	2
Fleming	dh	4	0	1	0	0	1	0	0
Higgins	c	3	0	0	0	1	2	3	0
Winchock	3b	4	1	1	0	0	2	0	3
Kassan	1b	4	1	2	0	0	0	13	0
Donnelly	lf	2	0	0	0	2	0	1	0
Litterio	2b	3	1	1	3	1	0	1	5
Dengler	cf	3	0	0	0	0	0	3	0
Stone	ph	1	0	0	0	0	0	0	0
Schneider	p	0	0	0	0	0	0	0	4
Simpson	p	0	0	0	0	0	0	0	1
Madison	p	0	0	0	0	0	0	0	0

Totals..... 32 3 5 3 4 8 24 15

CLEMSON 7  
(44-18)

Name	Pos	AB	R	H	RBI	BB	SO	PO	A
McMillon	lf	4	1	1	1	1	0	1	0
Morris	2b	4	1	1	0	0	1	2	3
K. Williams	cf	4	2	2	3	0	0	1	0
Monahan	rf	4	1	1	1	0	1	5	0
J. Miller	3b	4	0	1	1	0	0	0	4
Brizek	1b	4	0	0	1	0	0	8	0
Taylor	ss	4	0	1	0	0	0	1	2
Monin	c	1	1	0	0	1	0	5	0
Carter	c	1	0	1	0	0	0	4	0
McCleon	dh	2	1	1	0	1	0	0	0
Taulbee	ph	1	0	0	0	0	0	0	0
Phillips	p	0	0	0	0	0	0	0	1
Sauve	p	0	0	0	0	0	0	0	0

Totals..... 33 7 9 7 3 2 27 10

ore by innings:

R H E

Rutgers University	030	000	000	-	3	5	0
CLEMSON	320	010	10	-	7	9	0

LOB - RU 6, CU 6.

HR - Litterio (4), K. Williams 2 (17 &amp; 18)

Rutgers University	IP	H	R	ER	BB	SO
Schneider (L, 6-3)	7.0	7	7	7	3	2
Simpson	0.2	2	0	0	0	0
Madison	0.1	0	0	0	0	0

CLEMSON	IP	H	R	ER	BB	SO
Phillips (W, 12-2)	6.2	4	3	3	2	6
Sauve (S, 1)	2.1	1	0	0	2	2

Winner - None. Loser - None. Save - None.

WP - Schneider. PB - Higgins.

HBP - by Schneider (Monin).

Umpires - Homolka, Zivic, Henderson, Parquette Time: Attendance: 855



## 1993 NCAA MIDEAST REGIONAL

GAME 6

Clemson University vs Fresno State Univ. May 29, 1993 at Knoxville, Tenn.

Clemson University 10  
(45-18)Fresno State Univ. 3  
(39-21)

Name	Pos	AB	R	H	RBI	BB	SO	PO	A
McMillon	lf	6	2	3	0	0	1	1	0
Morris	2b	6	1	2	0	0	0	0	2
K. Williams	cf	5	2	2	4	0	2	2	0
Monahan	dh	4	2	3	3	0	0	0	0
Phillips	ph	1	0	0	0	0	0	0	0
Satterfield	rf	5	0	1	1	0	0	6	0
J. Miller	3b	5	0	2	1	0	0	1	4
Eydenberg	c	5	0	0	0	0	0	8	0
Taylor	ss	3	2	2	0	2	1	1	2
D. Miller	lb	5	1	3	1	0	1	8	0
Dawsey	p	0	0	0	0	0	0	0	0
Taulbee	p	0	0	0	0	0	0	0	0
R. Williams	p	0	0	0	0	0	0	0	0

Name	Pos	AB	R	H	RBI	BB	SO	PO	A
Greene	2b	4	0	2	0	1	1	0	5
Thrasher	rf	5	1	2	0	0	0	3	0
Dandridge	lf	5	1	2	3	0	0	3	0
Johnson	c	5	0	0	0	0	1	5	0
McNamara	cf	2	0	0	0	2	1	5	0
Renteria	lb	2	0	0	0	0	1	7	0
Roe	lb	1	0	0	0	1	1	4	0
Judice	dh	2	0	1	0	0	1	0	0
Fjelstad	ph	2	0	0	0	0	0	0	0
Minor	3b	4	0	1	0	0	0	0	2
Reynoso	ss	2	0	0	0	0	0	0	2
Ramos	ph	1	0	0	0	0	1	0	0
Zepeda	ss	0	0	0	0	0	0	0	0
Taglione	ph	0	1	0	0	1	0	0	0
Fernandez	p	0	0	0	0	0	0	0	1
Soderstrom	p	0	0	0	0	0	0	0	0
Newman	p	0	0	0	0	0	0	0	0
Warembourg	p	0	0	0	0	0	0	0	0

Totals..... 45 10 18 10 2 5 27 8

Totals..... 35 3 8 3 5 7 27 10

Score by innings: R H E

Clemson University	002	030	041	-	10	18	0
Fresno State Univ.	002	000	001	-	3	8	1

E - Reynoso.

LOB - CU 12, FSU 10.

2B - K. Williams, Monahan, Taylor. 3B - Greene.

HR - K. Williams, Monahan, Dandridge.(14)

SF - K. Williams.

Clemson University	IP	H	R	ER	BB	SO	Fresno State Univ.	IP	H	R	ER	BB	SO
Dawsey	3.0	4	2	2	0	1	Fernandez (L, 7-3)	7.0	12	7	7	2	5
Taulbee (W, 10-2)	5.0	3	0	0	3	6	Soderstrom	0.2	2	2	2	0	0
R. Williams	1.0	1	1	1	2	0	Newman	0.1	3	1	1	0	0
							Warembourg	1.0	1	0	0	0	0

Winner - Taulbee. Loser - Fernandez. Save - None.

WP - Fernandez, Newman.

HBP - by Soderstrom (Monahan).

Umpires - Levine, Homolka, January, Henderson Time: 2:53 Attendance: 1012



## 1993 NCAA MIDEAST REGIONAL

GAME 9

Clemson University vs Fresno State Univ. May 30, 1993 at Knoxville, Tenn.

Clemson University 4

(45-19)

Name	Pos	AB	R	H	RBI	BB	SO	PO	A
McMillon	lf	3	0	1	1	0	0	1	0
Morris	2b	4	0	0	0	0	0	3	1
K. Williams	cf	4	0	1	0	0	2	4	1
Monahan	dh	3	1	1	0	1	1	0	0
Satterfield	rf	4	1	1	1	0	1	2	1
J. Miller	3b	4	1	2	1	0	1	1	1
Eydenberg	c	2	0	0	0	1	0	4	1
McCleon	pr	0	1	0	0	0	0	0	0
Carter	c	1	0	0	0	0	1	3	0
Taylor	ss	3	0	1	0	1	0	1	1
D. Miller	lb	2	0	0	1	0	0	5	0
Keppen	p	0	0	0	0	0	0	0	0
R. Williams	p	0	0	0	0	0	0	0	0
Brizek	p	0	0	0	0	0	0	0	1

Totals..... 30 4 7 4 3 6 24 7

Fresno State Univ. 11

(41-21)

Name	Pos	AB	R	H	RBI	BB	SO	PO	A
Greene	2b	3	2	1	2	3	1	0	4
Thrasher	rf	6	0	5	2	0	0	3	0
Dandridge	lf	6	0	0	0	0	1	2	0
Johnson	c	4	1	2	0	1	0	6	0
Fjelstad	dh	4	2	2	2	1	1	0	0
McNamara	cf	2	1	0	0	3	1	3	0
Renteria	lb	4	1	3	2	1	1	8	2
Curtis	3b	4	3	1	2	1	1	1	0
Reynoso	ss	4	1	1	1	0	0	2	2
Minor	p	0	0	0	0	0	0	2	1

Totals..... 37 11 15 11 10 6 27 9

Score by innings:

R H E

Clemson University	000	000	400	-	4	7	3
Fresno State Univ.	310	020	05	-	11	15	0

E - Eydenberg, Taylor 2.

DP - CU 1, FSU 2. LOB - CU 4, FSU 13.

2B - Satterfield, Fjelstad, Renteria. 3B - Greene.

HR - Curtis(2).

SB - Johnson.

SH - Reynoso. SF - D. Miller, McMillon.

Clemson University	IP	H	R	ER	BB	SO	Fresno State Univ.	IP	H	R	ER	BB	SO
Keppen (L, 3-4)	2.0	4	4	3	6	0	Minor (W, 7-1)	9.0	7	4	4	3	6
R. Williams	2.1	4	2	2	1	2							
Brizek	3.2	7	5	5	3	4							

Winner - Minor. Loser - Keppen. Save - None.

WP - Brizek 2, Minor.

Umpires - January, Levine, Homokla, Henderson Time: 2:46 Attendance: 736



## 1993 NCAA MIDEAST REGIONAL

University of Kansas vs Clemson University May 31, 1993 at Knoxville, Tenn.

University of Kansas 9 (44-16)

Clemson University 1 (45-20)

Name	Pos	AB	R	H	RBI	BB	SO	PO	A
Monroe	cf	5	1	3	3	0	1	4	0
Turney	dh	3	0	1	0	1	0	0	0
Mahon	ph	1	0	0	0	0	1	0	0
Wuycheck	1b	3	2	1	0	2	1	14	1
Berblinger	2b	5	1	3	1	0	1	2	7
Igon	lf	5	1	1	1	0	1	0	0
Tarquino	rf	3	2	1	1	2	0	2	0
Wilhelm	3b	5	2	3	1	0	0	0	2
Wilmot	c	3	0	0	0	1	1	4	0
Rude	ss	4	0	1	1	0	0	0	7
Meyer	p	0	0	0	0	0	0	1	0

Name	Pos	AB	R	H	RBI	BB	SO	PO	A
McMillon	lf	3	0	0	0	1	0	1	1
Morris	2b	4	0	0	0	0	1	3	4
K. Williams	cf	4	0	0	0	0	1	4	0
Monahan	rf	4	1	2	0	0	0	1	0
J. Miller	3b	4	0	1	0	0	0	2	3
Galloway	dh	2	0	0	0	0	1	0	0
Monin	c	1	0	1	1	1	0	6	0
Hampton	pr	0	0	0	0	0	0	0	0
Carter	c	1	0	0	0	0	0	1	0
Taylor	ss	4	0	0	0	0	0	2	3
Brizek	lb	3	0	1	0	0	0	7	0
Holtz	p	0	0	0	0	0	0	0	0
Dawsey	p	0	0	0	0	0	0	0	0
Winchester	p	0	0	0	0	0	0	0	1
Taulbee	p	1	0	0	0	1	1	0	0
Sauve	p	0	0	0	0	0	0	0	0

Totals..... 37 9 14 8 6 6 27 17

Totals..... 31 1 5 1 3 4 27 12

Score by innings: R H E

University of Kansas	030 040 020	- 9 14 1
Clemson University	010 000 000	- 1 5 2

E - Berblinger, Holtz, Monahan.

DP - KU 1, CU 2. LOB - KU 9, CU 7.

2B - Wilhelm. 3B - Berblinger.

HR - Igon<sup>(?)</sup>, Monroe<sup>(3)</sup>

SB - Berblinger, Wilhelm. CS - Wilmot.

SF - Monin.

University of Kansas	IP	H	R	ER	BB	SO
Meyer	9.0	5	1	0	3	4

Clemson University	IP	H	R	ER	BB	SO
Holtz	2.0	4	3	3	2	2
Dawsey	2.1	5	3	3	1	3
Winchester	1.2	2	1	1	1	0
Taulbee	2.0	2	2	1	2	1
Sauve	1.0	1	0	0	0	0

Winner - Meyer.(3-1)Loser - Holtz.(3-4)Save - None.

WP - Meyer, Sauve. PB - Wilmot.

HBP - by Winchester (Wilmot), by Winchester (Rude).

Umpires - Henderson, Zivic, Parquette, Homolka Time: 2:33 Attendance: 0