



**1977 Clemson
Gator Bowl
Media Guide**



TABLE OF CONTENTS

ACC Football Review	
1977 ACC Highs By Clemson Players	37
Clemson ACC Players-Of-The-Week	39
All-Time Standings	46
Final 1977 Team Statistics	42-43
Final 1977 Individual Statistics	40-41
Past Champions, Year-By-Year	46
Athletic Director, Bill McLellan	3
Colors	27
Column Notes	34, 36, 39, 42, 43, 44, 45
Depth Chart	Centerspread
Game-By-Game Review of 1977	29-34
Head Football Coach, Charley Pell	4-5
Best Time To Contact	2
Head Coaching Record	5
IPTAY Club	47
Mascot	27
Player Thumbnails	11-26
Pronunciation	Centerspread
Records	
Against All Competition	67-68
Attendance	70-71
Bowl Competition	28
Largest Victories, Worst Defeats	64
Milestones	59
Past Offensive Leaders, Year-By-Year	53-55
Post-Season Honors, Individual	60-64
Stadium And Facts	68-70
Team And Individual, All-Time	49-52
Team Won-Lost Record Since 1896	66-67
The Last Time It Happened	65
Thousand-Yard Club	65
Top Season Performances, By Classes	56-57
Top Career Performances	38 & 58-59
Results, 1977 Varsity	2
Roster, Varsity For 1977	Centerspread
Season Accomplishments	10
Staff, Assistant Coaches	5-7
Staff, Athletic Department	1
Statistics, 1977 Varsity	35-37
Traditions	27
University Information	1 & 72

BOB BRADLEY, Sports Information Director

P. O. Box 632, Clemson, S. C. 29631

Office Phone: 803-656-2101 or 2114

Home Phone: 803-654-5419

AL ADAMS, Assistant SID

Home Phone: 803-654-6553

JERRY ARP, Sports Promotions Director

Home Phone: 803-654-5468

CLEMSON UNIVERSITY

GENERAL INFORMATION

Location: Clemson, South Carolina 29631

Founded: 1889 **Enrollment** 11,383

President: Dr. Robert Cook Edwards, Clemson, '33

Conference: Atlantic Coast

Clemson

Duke

Maryland

North Carolina

North Carolina State

Virginia

Wake Forest

Nickname: Tigers

Colors: Purple & Orange

Stadium: Clemson Memorial (Death Valley)

43,451 permanent seats

Frank Howard Field (Natural Grass)

ATHLETIC STAFF

Faculty Chairman: Kenneth N. Vickery, Clemson '38

Athletic Director: H. C. (Bill) McLellan, Clemson '54

Administrative Asst: Bobby Robinson, Furman '68

Executive Secretary of IPTAY: George Bennett, Clemson '55

Asst. to Athletic Director: Bob Smith, Furman '34

Ticket Manager/Pilot: Earle Ambrose

Student Ticket Manager: Van Hilderbrand, Clemson '74

Academic Advisor: Rick Robbins, Texas '49

Head of Athletic Grounds: P. Wee Greenfield, North Texas State '48

Coliseum Manager: Les Jones, Clemson

Sports Information Director: Bob Bradley, Clemson '51

Assistant SID: Al Adams, Clemson '75

Sports Promotion Director: Jerry Arp, Clemson '74

Administrative Assistant: Tom Bass, Maryville '60

FOOTBALL STAFF

Head Coach: Charley Pell, Alabama '63

Asst. Head Coach & Offensive Line: Danny Ford, Alabama '70

Offensive Coordinator & Backs: Jimmie Laycock,
William & Mary '70

Receivers: Tom Moore, The Citadel '67

Asst. Offensive Line & Dormitory Director:

Buddy King, Clemson '73

Defensive Coordinator & Secondary: Mickey Andrews,
Alabama '65

Defensive Ends: Dwight Adams, Henderson State '58

Defensive Line: Mike Bugar, Florida State '69

Linebackers: Joe Kines, Jacksonville State '66

Graduate Assistant & Head Jayvee Coach:

Willie Anderson, Clemson '75

Recruiting Coordinator: Clyde Wrenn, N. C. State '65

TRAINING/MEDICAL STAFF

Head Trainer: Fred Hoover, Florida State '53

Assistant Trainer: Herman McGee

Assistant Trainer: Larry Sutton, East Tennessee State '75

Team Physicians: Dr. Byron Harder, Medical University of South Carolina '68; Dr. Jud Hair, Medical College of South Carolina '52; Dr. Bob Burley, Medical College of South Carolina '52; Dr. Richard Robinson, Wayne State University '69.

Strength & Weight Development: George Dostal,
Kent State '62

Equipment Manager: Len Gough, Clemson '74

Equipment Assistant: Henry Allen, Clemson '76

STUDENT LEADERS

Managers: Sam Gough, Head Manager (Chester, Class of '78); Jack Griffin (Portage, Wisc., Class of '78); Randy Templeton (Rock Hill, Class of '78); Dennis McElhannon (Clinton, Class of '78); Donnie Kinard (Erhardt, Class of '78); Henry Blalock (Clinton, Class of '79); Jim Gough (Chester, Class of '79); Randy Steen (Hartsville, Class of '79); Paul Wessinger (Columbia, Class of '80); Steve Rivers (Duncan, Class of '81).

Trainers: Jay Bennett (Greer, Class of '81); Bill Blackston (Columbia, Class of '78); Anthony Blackwell (Gaffney, Class of '80); Mike Brown (Raleigh, N. C., Class of '79); Debbie Culbertson (Greenwood, Class of '80); Henry Judy (Orangeburg, Class of '78); Lewis Moore (Charlotte, N. C., Class of '80); Hank Morrow (Columbia, Class of '78); Tim Tate (Boiling Springs, Class of '81); Paul Thacker (Columbia, Class of '79); David Williams (Dallas, Ga., Class of '78); Van Yates (Greensboro, N. C., Class of '79).

INTERVIEWS WITH CLEMSON PLAYERS

Any member of the news media wishing to interview Clemson football players between now and departure for the Gator Bowl is asked to contact the Clemson sports information office and make arrangements for the interview with either Al Adams, Jerry Arp or Bob Bradley. Interviews after arrival in Jacksonville can be made through either of the three above listed persons.

DAILY SPORTS REPORT

The Clemson Sports Information Office tapes a 3-minute daily sports report each morning, Monday through Friday, with emphasis on the sports during their respective seasons. Interviews are conducted with the various coaches, as well as players. To get an up-to-date report on the Tigers, call 803-654-4402.

BEST TIME TO CONTACT COACH CHARLEY PELL

If you find it impossible to attend his weekly press conference, Coach Charley Pell is usually available for telephone interviews in his office daily, Monday through Friday, from 10:30-11:30 a.m., and from 2:30-3:30 p.m. His office number is 803-656-2101, ext. 261.

'77 TIGER RESULTS & ATTENDANCE

h-Clemson	14	Maryland	21	41,219
a-Clemson	7	Georgia	6	55,100
a-Clemson	31	Georgia Tech	14	50,116
a-Clemson	31	Virginia Tech	13	34,000
h-Clemson	31	Virginia	0	50,066 (c)
a-Clemson	17	Duke	11	26,500
h-Clemson	7	N. C. State	3	49,800 (c)
h-Clemson	26	Wake Forest	0	40,600
a-Clemson	13	North Carolina	13	50,500 (c)
h-Clemson	17	Notre Dame	21	53,467 (c)
a-Clemson	31	South Carolina	27	56,410 (c)
(Regional TV)				

Total Attendance: 507,778* — Average 46,162*

Home Attendance: 235,152 — Average 47,030*

*-Indicates new season records (c)-capacity

BILL McLELLAN, Athletic Director

Only the third man to own the title of Athletic Director at Clemson over the past 46 years, Bill McLellan was elevated to his present position February 4, 1971, following what had been more than a decade of service to the University's athletic organization.



A native of Hamer, S. C., the 45-year old McLellan graduated from Dillon High School and entered Clemson where he earned a pair of football letters, and was a member of the Tigers' 1952 Gator Bowl team.

He joined the athletic staff May 1, 1958 from Clemson's Department of Agricultural Economics and Seed Certification where he had spent one year as assistant agronomist and

two years as assistant economist.

Although carrying the title of Assistant Business Manager, McLellan has been credited with handling the majority of the department's athletic business and operation long before his appointment into his present role.

In 1966, McLellan was named Assistant Athletic Director, and two years later was appointed Associate Athletic Director.

During his reign as Athletic Director, Clemson's athletic program has experienced a major upheaval.

The Tigers can boast of the finest athletic facilities in not only the Atlantic Coast Conference, but in the South as well.

The modern and spacious Jervay Athletic Center is one of the most complete facilities in America, and this complex serves as the home for Clemson's 18 sports — 12 men's and six women's.

The basketball Tigers play before packed crowds in attractive Littlejohn Coliseum, and many of the Clemson games are telecast on either regional or national networks.

And the football Tigers, after averaging better than 48,000 at home last fall, will be playing in a remodeled Memorial Stadium in '78 that will have some 53,000 permanent seats.

But conference titles and All-American honors have come to other sports as well, and McLellan's direction has given Clemson a program that was ranked 20th in the nation in overall excellence in 1975-76. Moreover, the basketball, fencing, and tennis teams enjoyed top 20 ranking in 1976-77, and the baseball and soccer teams both boasted of the nation's top rank at some point during their respective campaigns.

McLellan earned a BS degree from Clemson in agronomy in '54, and a master's in agricultural economics in '56. He is married to the former Ann Rogers of Fork, S. C. They have four children — Suzy, a senior at Winthrop; Bill, a sophomore at Spartanburg Methodist College; Cliff, a freshman at Tennessee Tech; and Arch Anna, a sophomore at Pendleton High School.

CHARLEY PELL, Head Football Coach

1977 Atlantic Coast Conference Coach of the Year

Charles Byron (Charley) Pell was named Clemson's 20th head football coach December 1, 1976, and authored college football's Cinderella story in 1977.

The 36-year old Albertville, Ala., product took a team that was 3-6-2 one year ago and led the '77 Tigers to a sparkling 8-2-1 ledger. He was a near unanimous choice as Atlantic Coast Conference Coach of the Year, garnering 116 of 124 votes by the league's sports-writers.



A two-way starter and three-year letterwinner at Alabama, Pell was a member of the Crimson Tide's 1961 National Championship team and played in the Orange, Sugar, and Bluebonnet Bowls during his 'Bama career.

He came to Clemson in 1976 and served as assistant head coach and defensive coordinator that year.

Pell entered the coaching profession as a graduate assistant to his former tutor, Paul "Bear" Bryant in '64.

Charlie Bradshaw hired the young Pell as defensive line coach at the University of Kentucky where the latter spent the next four years, from '65 through '68.

Pell's first taste of head coaching came in December of '68 when he was selected to rebuild the Jacksonville, Ala., State University grid program.

During the next five seasons, '69 through '73, Pell built aggressive defensive teams that garnered a five-year mark of 33-13-1, including a 30-7-1 ledger his last four campaigns.

His 1970 JSU team was 10-0 which included a 21-7 win over Florida A&M in the Orange Blossom Classic, and was ranked second in the nation. His '72 team finished 10th nationally, and his '73 squad ranked fourth.


In '70, he was conference, district, area, and state of Alabama Coach of the Year, and runner-up for national coaching honors. He earned the state accolade again in '73.

He joined VPI's staff as assistant head coach and defensive coordinator in 1974, and remained there until coming to Clemson.

Pell took a defensive unit that ranked 128th nationally prior to his arrival and molded it into one that finished the '75 season as 29th toughest against scoring.

Pell earned his BS degree in business administration from Alabama in '64. He is married to the former Ward Noel of Lexington, Ky., and they have a son — Carrick (7).


DANNY FORD, Assistant Head Coach & Offensive Line



An All-Southeastern Conference lineman for Paul "Bear" Bryant at the University of Alabama, Danny Ford joined the Clemson staff in January as assistant head coach and offensive line tutor. The 29-year old Gadsden, Ala., native came to Tigertown from Virginia Tech where he was the offensive coordinator and line coach for the past three seasons. A '66 graduate of Gadsden High School, Ford earned all-league and All-SEC Academic honors as an offensive tackle in '69 and played in the Cotton, Gator, and Liberty Bowls as a Crimson Tide gridder. A tight end his first two

years, he played in the Blue-Gray Classic in '69. A graduate assistant at 'Bama in '70 & '71, Bryant made Ford a full time assistant the next two seasons. He went to VPI in '74. Ford, who holds a BA in industrial arts ('69) and an MA in special education ('71) from Alabama, is married to the former Deborah Anderson of Attalla, Ala., They have two daughters, Jennifer Renee (4) and Ashleigh Lynn (2).

JIMMYE LAYCOCK, Offensive Coordinator




A former graduate assistant at Clemson, Jimmye Laycock returned to Tigertown in December as offensive coordinator and backfield coach. Born in Leesburg, Va., Laycock prepped at Loudon Valley HS in Purcellville, Va., and played his college ball at William & Mary where he was a starter at both defensive back and quarterback. He was an assistant at Newport News, Va., HS in '70 and grad assistant at Clemson the next two seasons. Laycock was offensive backfield coach at the Citadel in '73 & '74, and in the latter season had a tailback who ranked sixth nationally

in rushing. The 29-year old Laycock coached the quarterbacks at Memphis State in '75 & '76, with his signal-caller Lloyd Patterson earning All-Southern honors this past fall. He earned his AB in physical education from William and Mary in '70 and a master's in education from Clemson in '72. Laycock is married to the former Ginnie Klemkowski of Baltimore.

PELL'S HEAD COACHING RECORD


Year	School	Record	Pct.
'69	Jacksonville State	3-6-0	.333
'70	Jacksonville State	10-0-0	1.000
'71	Jacksonville State	6-3-0	.667
'72	Jacksonville State	7-2-1	.750
'73	Jacksonville State	7-2-0	.778
'77	Clemson	8-2-1	.773
6 Years		41-15-2	.724

TOM MOORE, Receivers




Tom Moore is in his seventh season as a Clemson football assistant, having joined the Tiger staff prior to the '71 campaign. Born in Dayton, O., the 32-year old Moore prepped at Beaver Falls, Pa., High School where he played in the same backfield with Joe Namath. His collegiate days were spent at The Citadel where he was a running back/split receiver, earning All-Southern Conference honors as a senior. His coaching career began with a one-year stint in '67 as offensive coordinator at Aurora Central, Colo., High School. In 1968 he joined the staff at Wichita State and tutored the frosh that year, then served as receiver coach in '69 & '70. He was a Jayvee coach at Clemson from '71 through '74, then elevated to the varsity staff as defensive backfield assistant in '75 & '76. Moore earned a BS in political science from The Citadel in '67. He's married to the former Joyce Stewart of Clemson, and they have two children — Rhett (6) and Ashley (3).

BUDDY KING, Assistant Offensive Line and Dorm Director



Buddy King, who started and lettered for the Clemson Tigers as an offensive lineman from 1970 through 1972, is in his third season on the football staff. Born in Conway, King spent his prep days in Concord, Calif., before coming to Tigertown on a grid scholarship offer. King remained at Clemson as a student assistant while completing work on his undergraduate degree, and immediately following graduation was named as offensive line coach at Wofford College. His stint with the Terriers ran through the 1973 and 1974 campaigns. He returned to Clemson prior to the '75 slate and has worked with the offensive linemen in addition to serving as dormitory director of Mauldin Hall, home of the Tiger footballers. King earned a BS in recreation and park administration from Clemson in '73. His wife, the former Mary Kennerty of Charleston, is Clemson's Lady Tiger tennis coach.

MICKEY ANDREWS, Defensive Coordinator & Secondary



With 12 years of coaching experience under his belt, Mickey Andrews will enter the 1977 season as defensive coordinator and secondary coach at Clemson. The 36-year old Daleville, Ala., native was named the most versatile athlete at Alabama in 1964 where he was an All-SEC outfielder and NEA 2nd team All-America defensive back. He played in two Orange Bowls and one Sugar Bowl at 'Bama. After a one year assistantship at Erwin High School in Birmingham in '65, Andrews jumped to the college ranks as an assistant at Eastern Kentucky in '66, and at Livingston, Ala., University from '67 through '69. He was tabbed head coach at Livingston in '70 and had a three-year mark of 23-7-2, which included the NAIA National Championship in '71. Andrews served as head coach and AD at North Alabama for the last four years. He earned a BS from 'Bama in '65 and MA in '70 from Livingston. Married to the former Diane Cook of Ozark, Ala., they have two children — Ronnie (11) and Shannon (8).

DWIGHT ADAMS, Defensive Ends



Dover, Ark., native Dwight Adams begins his second season as defensive end coach at Clemson, and fifth campaign on the Tiger coaching staff. The 45-year old Adams played at Henderson, Ark., State, then spent five campaigns in the high school coaching ranks before he moved to the college scene. He was head mentor at Pine Bluff, Ark., High School four years and assistant coach at Lake Charles, La., High School one year. In '66 he journeyed to the Palmetto State as an assistant at The Citadel. He remained there through the '72 campaign, and his seven-year coaching

tenure with the Bulldogs were spent with the linebackers and the defensive ends. Adams also coached the school's track team. He received his BS in education from Henderson State in '58. Adams is married to the former Jo Bickham of Tillar, Ark., and they have three children — Jana (19), Scott (17), and Ruth (14).

JOE KINES, Linebackers



Joe Kines was the first coach to join Charley Pell's Clemson staff last December. The 33-year old native of Piedmont, Ala., came to Tigertown from Jacksonville, Ala., State where he had spent the past five seasons. His JSU defense allowed but 10 points a game during the last three campaigns. He prepped at Cedartown, Ga., HS and played at Jacksonville State. In '65 he served as grad assistant at JSU, then as an assistant at Newnan, Ga., HS in '67 and '68. Kines was head mentor at Chattooga County, Ga., HS from '69 through '71, then went back to his alma

mater in '72. In 11 years of coaching, Kines has never been associated with a non-winning program. He earned his BS in physical education in '66 and master's in '71 from JSU. Married to the former Ruby Bell of Lafayette, Ga., the Kines have a daughter, Susan Lynn (10).

MIKE BUGAR, Defensive Line



Mike Bugar is the newest Clemson coach, having been appointed this past August. His responsibility is coaching the five defensive down linemen. His charges responded and played a big part in Clemson's defense being ranked 12th in the nation against scoring. The Tigers shutout two opponents during the '77 season and held six other opponents to two touchdowns or less. The 31-year-old Bugar joined the Clemson staff from Gardner Webb College where he had been defensive line coach for

six months. Prior to that he was an assistant at Wofford for six years, coming there from his alma mater, Florida State, where he was a graduate assistant. Bugar began his coaching career serving one year as assistant coach at Amos P. Godby High School in Tallahassee, Fla. A native of Youngstown, Ohio, he was an all-conference linebacker at Austintown Fitch High School and tri-captain of the team. He holds a BS degree from FSU in physical education, where he earned

three letters with the Seminoles while playing in the Gator Bowl and the first annual Peach Bowl. He is married to the former Linda Adams of Ft. Lauderdale, Fla., and they are the parents of two daughters, Dawn Michelle, 9, and Kimberly Lyn, 6.

WILLIE ANDERSON, Graduate Assistant and Jayvee Coach



An All-Atlantic Coast Conference nose guard for the Tigers in '74, Willie Anderson returned to his alma mater last December as a graduate assistant and head jayvee coach. Born in Mayesville, the 25-year old Anderson earned AP National Lineman of the Week honors for a 17-solo tackle performance against South Carolina in '74. He spent the '75 season as a student assistant at Tiger-town, then following graduation that December, was a grad assistant with the basketball staff during the spring '76. Anderson went to Chamblee, Ga., High School as defensive coordinator

in '76. He earned his BS in history at Clemson in '75, and is married to the former Gail Young of Piedmont, a '74 Clemson honor graduate.

CLYDE WRENN, Recruiting Coordinator



Clyde Wrenn, a former high school coach and athletic director, is beginning his sixth season on the Clemson staff, and fifth as recruiting coordinator for the Tigers. Born in Chester, the 34-year old Wrenn played baseball at Spartanburg JC, then spent his last two years at N. C. State. His coaching career began with a five-year term at Florence's Southside HS as a grid assistant and head baseball coach. He spent the '70 and '71 seasons as head football coach and athletic director at West Florence High School. He was a jayvee assistant in '72, his first year at Clemson. Wrenn

earned a BS from NCSU in recreation and park administration in '65 and a master's in education from Western Carolina in '70. He is married to the former Willa Lynn of Chester. They have two sons — Craig (7) and Cal (5).

FRED HOOVER, Head Trainer



Fred Hoover is entering his 19th season as coordinator of Clemson's training and sports medicine program. The 47-year-old Jacksonville, Fla., product was trainer at Florida State, his alma mater, in '52 and '53, and again in '57 and '58. He came to Tigertown in '59, and now coordinates the medical needs for Clemson's 12 men's and six women's sports program. Hoover was trainer for the US Team in the '63 Pan Am Games in Sao Paulo, Brazil, and was tabbed to serve on the US staff at the '68 Mexico and '72 Munich Olympics.

"Doc" Hoover has held just about every administrative post with the National Athletic Trainers Association, including national president. He received a BS from FSU in physical education in '53. Hoover is an affiliate member of the American Orthopedic Society for Sports Medicine. He is married to the former Elva Cook of Mt. Vernon, Ill., and they have two children — Catherine, a Clemson sophomore, and Bryan (16).

HERMAN McGEE, Assistant Trainer



When it comes to tenure with Clemson's Athletic Department, no one can match Herman's 43-year stint. Born in Clemson, the 59-year old McGee graduated from Riverside (now Pendleton) High School where he played basketball and baseball. Other than a four and a half year tour with the U. S. Infantry, he has spent the rest of his lifetime with the Tigers. His experience at Clemson includes serving as both the head trainer and equipment manager, and he has traveled with the Tigers to all seven post-season bowl trips, as well as all three trips to the College World

Series in Omaha, Neb. In 1965 the National Athletic Trainers Association recognized McGee "for twenty-five or more years of meritorious service in the field of athletic training."


GEORGE DOSTAL, Strength & Weight Development



George Dostal is in his second year at Clemson as director of the Tigers' strength and weight training program. Born in Cleveland, O., he was a National Honor Society student and standout athlete at East Cleveland Shaw High School, and went on to earn 12 varsity letters in football, baseball, track, and swimming at Kent State where he was All-Mid American Conference in three sports. The 43-year old Dostal was a Navy Intelligence Officer and UDT Specialist. As a star player with his fleet's baseball team, Dostal was sought by the New York Giants but could not

get a military release to play professionally. Also Clemson's diving coach, Dostal received a BS in education from Kent State in '62, and his M.Ed. in '67. He has two sons — T. D. (8) and Jay J. (6).

LEN GOUGH, Equipment Manager



Len Gough (pronounced GOFF) has progressed through the stages of a student manager during his undergraduate days at Clemson to the full time equipment manager for the Tigers. Born in Columbia, the 25-year old Gough became a student manager during his first semester at Clemson in August of '70, and served as head manager during the 1973-74 school year. He became a grad assistant in March of '76; was named a full time assistant in July of '76; and was appointed to his present position just one month later. His father, Samuel, is a Clemson graduate, and his two

brothers — Sammy and Jim — are both serving as student managers at Tigertown. Gough received his BTT degree in December of '74 from CU in textile technology. He is single.

Season Accomplishments

To say that the 1977 football season was fantastic would be putting it mildly as far as Clemson coaches, players and fans are concerned.

After suffering through two consecutive seasons where there were only five victories, the 8-2-1 campaign was enough to make everybody go bananas. And very few missed the opportunity.


Here are some of the things that caused all of the excitement:

- Eight wins in one season — the most since the 1959 team grabbed nine victories.
- A post-season bowl invitation — the first time since 1959 when Clemson played in the first Bluebonnet game.
- Seven players named to the All-Atlantic Coast Conference team — the most ever. (Six have been named on two previous occasions).
- Quarterback Steve Fuller was named ACC Player-of-the-Year.
- Head football coach Charley Pell was named ACC Coach-of-the-Year.
- Fourteen players were cited as conference player-of-the-week during the season, which is 25.5 per cent of the season award winners.
- Ten players were named to the All-State team while Pell and Fuller were again honored as coach and player-of-the-year.
- A record 20,793 season tickets (not including students) were sold prior to the 1977 season.
- Over \$1 million was contributed through IPTAY, Clemson's scholarship club, the first time this figure had been surpassed.
- Offensive guard Joe Bostic was named first team All-America on the Football Writers of America team, and to the second and third team on several other squads.
- Over a half million fans (507,778) attended Clemson's 11 games, which was a new record. The 11-game average was 46,162, also a new record.
- An average of 47,030 attended Clemson's five home games, another all-time high. The capacity of Clemson Memorial Stadium is 43,451 and the 235,152 who attended the home games represented 108 per cent of capacity.
- Quarterback Steve Fuller led the ACC in total offense with 1,900 yards, or a 172.7 per game average.
- Clemson ranked in the Top Ten for the first time since 1950. Last regular season polls of 1977 had Tigers 10th in UPI and 11th in AP.
- Went eight games without a loss, the first time this has been accomplished since the 1948 team went 11-0.
- Ranked 8th in the nation in defense against scoring.
- Was one of the five most improved teams in the nation, going from 3-6-2 in 1976 to 8-2-1 in 1977.
- Was 4-1 against outside conference competition, defeating Georgia, Georgia Tech, Virginia Tech and South Carolina, dropping only a four-point decision to fifth-ranked Notre Dame.


Meet the Tigers



Ariri



Bauman



Jeff Bostic

OBED CHUKWUMA (OBED) ARIRI PK
5-9 157 Sophomore from Owerri, Nigeria

The second leading Clemson scorer, Obed was the pleasant surprise for the '77 Tigers . . . came to Tigertown on a track/soccer scholarship, he kicked a football for the first time in his life in the spring . . . set Clemson record with four field goals (24, 26, 49, 57) in one game, against Wake Forest . . . 57-yarder set school mark for distance, and tied ACC record . . . longest attempt was 63-yarder vs. North Carolina . . . unsuccessful on 42-yard attempt vs. Wake Forest and 46-yarder vs. VPI, whereas other six misses were 54 yards or better.


Year/Class	VARSITY SCORING			TOTALS
	TD	PAT	FG	
1977/Soph	0	23x24	9x17	50

CHARLES FRANCIS (CHARLIE) BAUMAN MG
6-1 229 Freshman from Runnemede, N. J.


Charlie came right out of Pope Paul VI High School to play in all 11 games at middle guard as a backup to Rich Tuten . . . one of three yearlings to play all 11 contests . . . All-South Jersey selection as prepster.

JEFFREY LYNN (JEFF) BOSTIC C
6-1 221 Sophomore from Greensboro, N. C.


Started all 11 games at center for the Tigers in '77 . . . younger brother of All-America guard Joe Bostic . . . snaps in all kicking situations . . . two-time all-league selection at Ben L. Smith High School.



Joe Bostic



Brooks



Bubba Brown

JOE EARL (JOE) BOSTIC OG**6-4 258 Junior from Greensboro, N. C.**



One of the great linemen in college football, Joe was a first team All-America selection by the Football Writers Association, a third team pick on both the FOOTBALL NEWS and AP All-America teams, and a near unanimous All-ACC pick . . . drew spot starting nods as a freshman tackle . . . 10-game starter at guard as a soph, then started at center vs. South Carolina in season finale to bolster line that led Tigers to 28-9 win over Gamecocks . . . started all 11 games at guard in '77 . . . already considered to be prime pro prospect . . . prep All-America selection and NC heavyweight wrestling champion at Ben L. Smith High School.

JONATHAN (JONATHAN) BROOKS DE**6-3 212 Junior from Saluda**

One of the South's top defensive players, Jonathan has been a three-year starter for the Tigers at end . . . earned All-ACC honors in '77 after finishing the regular season as the team's fifth-leading tackler (85) and second best by a down lineman . . . three times selected as the Tigers' top defensive lineman by the coaching staff for his efforts vs. Georgia, Virginia Tech, and Notre Dame . . . 10 tackles vs. Irish in what coaches called his best '77 performance.

MARLON EDWARD (BUBBA) BROWN LB**5-11 213 Sophomore from Loudon, Tenn.**

Clemson's second leading tackler (109) from his linebacking spot, Bubba splits time with senior Ronnie Smith . . . broke up two opponent passes in '77 and caused and recovered a pair of fumbles . . . team's defensive back of the week vs. Wake Forest with six first hits and eight assists . . . earned Tigers' most improved award last fall as a freshman after finishing the final six games of '76 as a starter.

**Lester Brown****Brumley****Butler****LESTER LEVON (LESTER) BROWN RB****6-0 178 Sophomore from Myrtle Beach**

Lester was Clemson's second best rusher with 416 yards in '77, and team's scoring leader with nine TDs, eight rushing and one receiving . . . top career rushing total was 134-yard effort on 28 carries vs. Georgia Tech in '77, when he earned ACC Back of the Week honors . . . second best mark was 74 yards on 15 carries vs. Virginia Tech . . . top frosh total was 63 yards on 11 carries vs. North Carolina . . . nicknamed "Rubber Duck" by his teammates because of reckless and bouncy nature he dives into the line.

VARSITY RUSHING					VARSITY RECEIVING				
Year/Class	No	Yds	Avg	TD	Year/Class	No	Yds	Avg	TD
1976/Frosh	29	164	5.7	0	1976/Frosh	3	57	19.0	0
1977/Soph	108	416	3.9	8	1977/Soph	3	41	13.7	1
TOTALS	137	580	4.2	8	TOTALS	6	98	16.3	1

VARSITY KICKOFF RETURNS				
Year/Class	No	Yds	Avg	TD
1976/Frosh	3	46	15.3	0
1977/Soph	2	30	15.0	1
TOTALS	5	76	15.2	0

LACY EUGENE (LACY) BRUMLEY OT

6-7 275 Senior from Kannapolis, N. C.

Biggest of Clemson's offensive linemen and leading vote getter among linemen for All-ACC team . . . received 115 of 124 possible votes for first-team all-league honors . . . twice named lineman of the week by Tiger coaches for his play vs. Georgia and North Carolina, with his performance against the latter earning him ACC Lineman of the Week honors . . . lettered as a reserve lineman as a freshman, then started at guard as a soph and tackle for these past two years . . . fracture of fifth metatarsal in right foot hampered his spring work in '77, and early pre-season injury resulted in re-fracture of same bone . . . still came on to start season opener . . . one of three married players on team.

JERRY O'DELL (JERRY) BUTLER SE


6-1 173 Junior from Ware Shoals

Jerry Butler is one of the nation's class receivers . . . an All-ACC selection, his 760 yards receiving this year is a Clemson single-season high . . . also established single-game school standard of 163 yards on five catches vs. Georgia Tech . . . caught nine passes for 286 yards and TDs of 59 and 66 yards vs. Yellow Jackets in two games in '76 and '77 . . . tabbed lineman of the week by coaches for efforts vs. Tech and South Carolina, and earned ACC Lineman of the Week honors for latter . . . caught 20-yard TD aerial from Steve Fuller for winning score vs. USC . . . 1,251 yards receiving is fourth best among all-time Clemson receivers, and just five yards shy of moving into third place ahead of John McMakin . . . needs but 325 yards to become all-time Clemson leader.


VARSITY RECEIVING					VARSITY KICKOFF RETURNS				
Year/Class	No	Yds	Avg	TD	Year/Class	No	Yds	Avg	TD
1975/Frosh	1	7	7.0	0	1975/Frosh	3	46	15.3	0
1976/Soph	33	484	14.7	4	1976/Soph	3	32	10.7	0
1977/Junior	43	760	17.7	4	TOTALS	6	78	13.0	0
TOTALS	77	1251	16.2	8					

Jerry Butler's Game by Game Receiving 1977


Opponent	No.	Yds.	Avg.	TD
Maryland	6	75	12.5	0
Georgia	1	15	15.0	0
Georgia Tech	5	163	32.6	1
Virginia Tech	4	49	12.3	0
Virginia	5	91	18.2	0
Duke	2	57	28.5	0
N. C. State	4	61	15.3	1
Wake Forest	6	88	14.7	1
North Carolina	2	39	19.5	0
Notre Dame	5	56	11.2	0
South Carolina	3	66	22.0	1
'77 TOTALS	43	760	17.7	4



Callicutt



Clark



Eppes

KENNETH BYRON (KEN) CALLICUTT RB

6-1 192 Senior from Chester

Ken has 2,224 career rushing yards, third best in Tiger history . . . owns Clemson marks for most yards rushing as a frosh (505) and soph (809) . . . academic difficulties kept him out of action in '76, but returned this fall to help strengthen the backfield . . . a true tailback, was used at fullback in the late stages of the season . . . three times has rushed for over 100 yards in a game — 27 x 197 vs. South Carolina in '74, 19 x 170 vs. North Carolina in '74, and 18 x 121 vs. South Carolina in '73 . . . passed for 60-yard TD vs. UNC in '74 game for total offense figure of 230 yards . . . had 76 yards on nine carries vs. USC, including 52-yard TD, and 72 yards on 13 carries vs. Wake Forest this fall . . . averaged 5.3 yards per carry in last four outings (50 x 266) this year . . . one of three married players on team.

VARSITY RUSHING

Year/Class	No	Yds	Avg	TD
1973/Frosh	101	505	5.0	1
1974/Soph	161	809	5.0	5
1975/Junior	145	572	3.9	4
1977/Senior	78	338	4.3	1
TOTALS	485	2224	4.6	11

VARSITY RECEIVING

Year/Class	No	Yds	Avg	TD
1973/Frosh	4	66	16.5	0
1974/Soph	5	76	15.2	0
1975/Junior	6	47	7.8	0
TOTALS	15	189	12.6	0

VARSITY PASSING

Year/Class	Att	Comp	Int	Yds	Pct	TD
1974/Soph	5	3	0	99	.600	2
1975/Junior	2	0	0	0	.000	0
TOTALS	7	3	0	99	.429	2

DWIGHT EDWARD (DWIGHT) CLARK FLK

6-3 207 Junior from Charlotte, N. C.

A former prep quarterback, Dwight was Clemson's third best receiver for total catches (17) this fall, and his 265 yards ranked second only to Jerry Butler . . . lone TD reception was 29-yard catch vs. Virginia Tech . . . top single-game efforts were 3 x 67 vs. Virginia and 3 x 45 vs. North Carolina . . . caught crucial 18-yard toss from Steve Fuller vs. South Carolina in winning TD drive . . . played safety for the Tigs his frosh year.

Varsity Receiving

Year/Class	No	Yds	Avg	TD
1976/Soph	5	99	19.8	0
1977/Junior	17	265	15.6	1
TOTALS	22	364	16.7	1

ROY COLIE (ROY) EPPES DB

6-2 177 Senior from Townville


One of the real leaders of the Clemson defense, Roy found himself a home in the secondary and started all 11 games at left cornerback . . . one of the fastest players on the team, Roy spent part of his career at wide receiver . . . lettered as a member of the special teams in '76 . . . coaches named him team's back of the week for play against North Carolina and South Carolina . . . had interception, fumble recovery, and caused a fumble against USC.

Varsity Interceptions

Year/Class	No	Yds	TD
1977/Senior	1	30	0



Fuller



Geathers



Gibbs

STEPHEN RAY (STEVE) FULLER QB

6-4 198 Junior from Spartanburg

The Atlantic Coast Conference Player of the Year, Steve is on the threshold of completely re-writing the Clemson record book . . . in eight of 11 games this fall, Steve was picked by the coaching staff as the outstanding back . . . received ACC Back of the Week honors for efforts vs. Wake Forest and South Carolina . . . member of UPI Backfield of the Week following Virginia game . . . tabbed Mutual Radio Network's Offensive Player of the Game vs. Notre Dame, and winner of Chevrolet's Offensive Player Award in regionally televised clash vs. South Carolina . . . 1,900 offensive yards in '77 is second best by a Clemson player in a single season . . . 18 yards shy of becoming all-time Tiger total offense leader . . . 1,497 yards passing in '77 is season school high . . . won ACC Rookie of Week honors in very first college game vs. Tulane his frosh season with 194-yard performance, including 78-yard TD pass . . . top career offensive effort was 275 yards (111 rushing, 164 passing) vs. Georgia Tech in '76 . . . other 200-yard plus games were — 237 (12 rush, 225 pass) vs. Virginia in '77, 236 (51 rush, 185 pass) vs. Notre Dame in '77, 209 (31 rush, 178 pass) vs. South Carolina in '77, and 203 (67 rush, 136 pass) vs. North Carolina in '76 . . . ran leg of mile relay team in ACC out-

door meet last spring . . . dean's list student and All-ACC Academic with only one "B" among four semesters of "A's" in the classroom.

VARSITY PASSING

Year/Class	Att	Comp	Int	Yds	Pct	TD
1975/Frosh	46	22	3	354	.478	2
1976/Soph	116	58	6	835	.500	5
1977/Junior	182	96	4	1497	.527	8
TOTALS	344	176	13	2686	.512	15

VARSITY RUSHING

Year/Class	No	Yds	Avg	TD
1975/Frosh	47	148	3.1	0
1976/Soph	157	503	3.2	6
1977/Junior	165	403	2.4	6
TOTALS	369	1054	2.9	12

TOTAL OFFENSE

Year/Class	Plays	Yds	Avg	TDR
1975/Frosh	93	502	5.4	2
1976/Soph	273	1338	4.9	11
1977/Junior	347	1900	5.5	14
TOTALS	713	3740	5.2	27

Steve Fuller's Game by Game Stats for 1977

	Rushing (Rushes-Yds-TD)			Passing (Att-Comp-Int-Yds-TD)					Total Offense (Plays-Yds-TDR)		
MD	22	67	0	21	10	0	118	0	43	185	0
GA	16	—3	0	11	4	0	57	0	27	54	0
GT	13	13	2	9	5	0	163	1	22	176	3
VT	9	35	1	18	8	0	96	2	27	131	3
VA	10	12	1	18	11	1	225	2	28	237	3
DU	14	18	1	12	7	0	128	0	26	146	1
NCS	24	77	0	21	8	1	97	1	45	174	1
WF	15	91	0	15	7	1	97	1	30	188	1
NC	9	11	0	17	9	0	153	0	26	164	0
ND	16	51	1	20	13	1	185	0	36	236	1
SC	17	31	0	20	14	0	178	1	37	209	1
TOT,	165	403	6	182	96	4	1497	8	347	1900	14

EDDIE (EDDIE) GEATHERS DB

6-2 178 Freshman from Myrtle Beach

Pressed into service when appendectomy took Rex Varn out of the lineup after season-opening game vs. Maryland, Eddie came right along and started next six games at right cornerback . . . had three interceptions, one each vs. Georgia, N. C. State, and Wake Forest.


VARSITY INTERCEPTIONS

Year/Class	No	Yds	TD
1977/Frosh	3	1	0


STEVE (STEVE) GIBBS DE

6-3 217 Junior from Greer


Steve is considered to be one of Clemson's three starting defensive ends . . . gifted athlete, he was a starting split end as a frosh, missed the '75 season because of illness, then came back last fall as a starter at defensive end . . . even had a brief stint at strong safety in '76.



Godfrey



Goehring



Goggins

STEPHEN MURRAY (STEPHEN) GODFREY RB

5-9 171 Senior from Greenville

Steve is a walkon who earned a spot with the Tigers . . . came to Clemson after two years at Anderson JC where he had not played football since high school . . . one of leaders of the special teams . . . received special team award from coaches after Maryland and South Carolina games.

JAMES MALCOLM (JIM) GOEHRING LB

6-1 207 Sophomore from Durham, N. C.

Jim played in a reserve role at linebacker in all 11 games this fall, behind All-ACC Randy Scott . . . finished the year with 26 tackles . . . lettered as a freshman in '76.

HAROLD MITCHELL (HAROLD) GOGGINS RB

5-11 188 Junior from Clinton


Harold played in eight games this fall, being limited by a hamstring injury late in the year . . . was Tigers' second leading rusher in '75 and '76 . . . top effort was 137 yards on 17 carries vs. South Carolina in '75.

VARSITY RUSHING


Year/Class	No	Yds	Avg	TD
1975/Frosh	65	389	5.9	2
1976/Soph	140	591	4.2	3
1977/Junior	41	164	4.0	0
TOTALS	246	1144	4.7	5

VARSITY RECEIVING


Year/Class	No	Yds	Avg	TD
1975/Frosh	2	32	16.0	0
1976/Soph	1	15	15.0	0
TOTALS	3	47	15.7	0



Haglan



Hansford



Heniford

JOSEPH DAVID (J. D.) HAGLAN DB

5-10 184 Junior from Conway, Pa.

A former prep All-America quarterback, J. D. is one of the top special team players . . . cited by coaches for outstanding player award vs. North Carolina.

OGDEN (OGDEN) HANSFORD DB

6-2 184 Junior from Macon, Ga.

Had 30 tackles from his strong safety spot this fall where he split duty with Bubba Rollins . . . played cornerback as frosh and soph, then missed '76 because of illness.


MARK ERIC (MARK) HENIFORD DE

5-11 199 Senior from Loris


A non-scholarship player, Mark lettered as a freshman and sophomore, then broke into the starting lineup in '76 . . . has held that spot and been one of the true standouts for the Tigers . . . team's third leading tackler (101) who was tops in batting down opponent passes (7) . . . was credited with hitting opponent ball carriers for losses on six occasions . . . enthusiasm and dedication on down-after-down, make Mark one of the league's top players . . . coaching staff picked him as defensive lineman of the week for efforts vs. Maryland and North Carolina, and was chosen ACC's top defender for performance vs. latter.

VARSITY INTERCEPTIONS


Year/Class	No	Yds	TD
1975/Soph	1	7	0



Jordan



Kenney



Kier

WILLIE LOUIS (WILLIE) JORDAN DB

5-9 185 Junior from Griffin, Ga.

Willie was known as "Mr. Magic" in '75 when he led Tigers in total offense with 951 yards as QB . . . also handled placement chores . . . moved to safety last fall and got nine starts . . . began '77 season as flanker, but moved back to secondary in second game of year . . . tabbed ACC's Back of the Week vs. VPI after returning punts for 22 and 54 yards to set up Tig TDs, and picking off one pass . . . took N. C. State punt at Tiger goal and raced 76 yards to set up game's lone TD in Clemson's 7-3 win over 'Pack . . . no wonder he's referred to as "Handyman" by his teammates.

VARSITY PASSING

Year/Class	Att	Comp	Int	Yds	Pct	TD
1975/Frosh	73	40	1	728	.547	5

VARSITY RUSHING

Year/Class	No	Yds	Avg	TD
1975/Frosh	91	223	2.5	2

VARSITY SCORING

Year/Class	TD	PAT	FG	TOT
1975/Frosh	2	14x18	5x9	41

VARSITY RETURNS

Year/Class	Punts	Kickoffs	Intercepts
	No-Yds-TD	No-Yds-TD	No-Yds-TD
1976/Soph	0-0-0	4-80-0	1-0-0
1977/Junior	32-287-0	11-232-0	1-12-0
TOTALS	32-287-0	15-312-0	2-24-0

STEVEN FAUCETTE (STEVE) KENNEY OG

6-4 241 Junior from Raleigh, N. C.

Steve broke into the starting lineup in the second game of the year and held that position through 10 games . . . drew six starts as a red-shirt soph in '76 . . . twice named by coaching staff as team's outstanding lineman vs. Maryland and Virginia . . . father played football at North Carolina.

BRIAN EUGENE (BRIAN) KIER DB

6-0 177 Senior from Haines City, Fla.


Reserve free safety Brian Kier had 38 tackles for the Tigers in 11 games . . . had pass interception vs. Georgia Tech . . . credited with causing two opponent fumbles.

VARSITY RETURNS

Year/Class	Punts	Intercepts
	No-Yd-TD	No-Yd-TD
1976/Junior	—	2-0-0
1977/Senior	1-2-0	1-0-0
TOTALS	1-2-0	3-0-0



King



Lott



Perry

ANTHONY (ANTHONY) KING TE

6-1 224 Junior from Cornelia, Ga.

A converted running back, Anthony was the Tigers' starter at tight end in seven games this fall . . . had 26-yard reception vs. Duke . . . caught two passes for 35 yards vs. Notre Dame, and two for 25 yards vs. South Carolina.

VARSITY RECEIVING

Year/Class	No	Yds	Avg	TD
1976/Soph	1	7	7.0	1
1977/Junior	7	104	14.9	0
TOTALS	8	111	13.9	1

BILLY MICHAEL (BILLY) LOTT QB**5-11 195 Sophomore from Jesup, Ga.**




Billy saw reserve action at quarterback on six occasions in '77 . . . had 60 yards (28 rush, 32 pass) vs. Wake Forest and threw one TD aerial . . . a shifty runner, Billy also holds for all placement chores.

TRACY (TRACY) PERRY RB**6-0 220 Sophomore from Roxboro, N. C.**

Tracy had an up-and-down season in '77 . . . separated a shoulder in the early stages of the pre-season drills and missed the Maryland game . . . returned for the next three games, but prior to the Virginia game he strained the ligaments in his knee and missed the next three games . . . returned in the fourth quarter of the Wake Forest game and scored Clemson's first TD the following week on a 12-yard burst vs. North Carolina . . . however, he re-injured his knee in the fourth period vs. the Tar Heels and missed the next week's game vs. Notre Dame . . . had two rushes vs. USC . . . rushed for 98 yards vs. USC in '76 and named ACC's Rookie of the Week.

VARSITY RUSHING

Year/Class	No	Yds	Avg	TD
1976/R-Frosh	57	301	5.3	3
1977/Soph	39	141	3.6	1
TOTALS	96	442	4.6	4

**Ratchford****Reese****Rollins****WARREN LEE VESTER (WARREN) RATCHFORD RB****5-8 151 Junior from Gaffney**

"Rat" has been the Tigers' leading rusher for the past two seasons . . . has 1,318 rushing yards in career, ninth best for a Tiger . . . picked by the coaches as the Tigs' top offensive back in 7-6 win over Georgia with 77 yards rushing on 12 carries . . . had 97 yards rushing on 10 carries vs. VPI, including 68-yard scamper . . . rushed for 94 yards vs. Wake Forest . . . 756 yards on kickoff returns is a Clemson career record . . . caught two passes for 53 yards vs. Notre Dame . . . certainly one of the Tigers' most versatile offensive performers . . . he and his wife Ruby have a son, Terence, who is known by the players as "Boo Boo."

VARSITY RUSHING

Year/Class	No	Yds	Avg	TD
1974/Frosh	2	—10	—	0
1975/Soph	8	36	4.5	0
1976/R-So.	119	676	5.7	1
1977/Junior	118	616	5.2	2
TOTALS	247	1318	5.3	3

VARSITY RECEIVING

Year/Class	No	Yds	Avg	TD
1974/Frosh	1	12	12.0	0
1975/Soph	3	27	9.0	0
1976/R-So.	4	23	5.8	0
1977/Junior	7	82	11.7	0
TOTAL	15	144	9.6	0

VARSITY KICKOFF RETURNS


Year/Class	No	Yds	Avg	TD
1974/Frosh	20	480	24.0	0
1976/R-So.	12	226	18.9	0
1977/Junior	3	50	16.7	0
TOTALS	35	756	21.7	0

ARCHIE RONALD BERNARD (ARCHIE) REESE DT**6-3 258 Senior from Mayesville**

Archie experienced his best season as a Tiger in '77, finishing the campaign as the seventh leading tackler with 74 stops . . . he was second only to Randy Scott in tackling the ball carrier for a loss with 15 of those to his credit . . . played some at offensive guard as a sophomore, but moved back to defense last fall . . . won team's top defensive lineman award in both the Virginia and Wake Forest games.

MARVIN ELLIS (BUBBA) ROLLINS DB**5-10 183 Junior from Poquoson, Va.**

Transferred to Tigertown from Ferrum JC and played prominent role in the Clemson secondary this fall at strong safety . . . split duty there with Ogden Hansford . . . finished with 35 tackles, fourth best by a defensive back.

**Ryan****Scott****Marvin Sims****STEVEN CRAIG (STEVE) RYAN DB****6-0 171 Junior from Moncks Corner**

Walkon who transferred to Clemson from North Carolina A&T . . . broke into the starting lineup at free safety in the season's second game vs. Georgia . . . finished the year with most interceptions (5) on the team, and tied two other backs for the high in the ACC . . . registered 91 out of 124 possible votes for a first-team All-ACC selection to put the finishing touches on what was THE individual Cinderella story by a player in the league this fall . . . four times named by the coaches as the top defensive back this fall, against Georgia Tech, Virginia Tech, Duke, and N. C.

State . . . the top tackler (63) as a defensive back for the Tigers.

INTERCEPTIONS			
Year/Class	No	Yds	TD
1977/Junior	5	67	0

WILLIAM RANDOLPH (RANDY) SCOTT LB

5-11 215 Junior from Waycross, Ga.

Randy will go down as one of the finest defenders to ever play in the ACC . . . led the Tigers in tackles (120), and tackles for a loss (18) . . . an All-ACC selection, Randy was three times picked by the coaches as the team's top defensive player, against Georgia, N. C. State, and Notre Dame . . . reaped ACC Back of the Week honors vs. Georgia and ACC Lineman of the Week honors vs. N. C. State . . . had nine first hits, five assists, one interception, and a fumble recovery vs. Georgia . . . against Notre Dame, had 12 first hits, broke up two passes, and recovered a fumble . . . had 17 tackles, an interception, and three tackles for losses vs. N. C. State . . . won Tigers' best tackler award as a sophomore last fall, a year he was also tabbed as one of the team's permanent captains.

VARSITY INTERCEPTIONS			
Year/Class	No	Yds	TD
1976/Soph	2	6	0
1977/Junior	3	14	0
TOTALS	5	20	0

MARVIN (MARVIN) SIMS RB


6-4 223 Sophomore from Phenix City, Ala.

Tough fullback who finished the year with 113 yards rushing . . . played in nine games, with 41-yard effort on six carries vs. South Carolina his best day . . . played with the Tiger cagers last winter.


VARSITY RUSHING				
Year/Class	No	Yds	Avg	TD
1977/Soph	26	113	4.4	0



Dave Sims



Ronnie Smith



Soowal

DAVE DARRELL (DAVE) SIMS P

6-4 222 Freshman from Panama City, Fla.

Walkon from the Sunshine State who handled the Tigers' punting chores and averaged 38.7 yards per kick . . . longest boot was 57-yarder vs. N. C. State, a game when he

had nine punts for a 41.1 average . . . earned special team award that week by vote of the Tiger coaches . . . only 22 of his 62 punts were returned this fall for an average of 2.8 yards per return . . . pulled hamstring after eighth game, and punted but twice against UNC . . . entered that contest with 40.1 average per kick.

RONALD GORDON (RONNIE) SMITH LB

6-2 212 Senior from Sylva, N. C.

Ronnie Smith had a truly outstanding senior year for the Tigers at linebacker . . . fourth leading tackler (92) on the team . . . outstanding Tiger defensive back in Virginia game . . . intercepted one pass in both Virginia and Wake Forest games . . . can also snap on punts, and versatility makes him a standout on kick teams . . . lettered as a reserve his freshman year, but moved into a starting role as a soph . . . began '76 as a starter but suffered broken thumb in mid-season . . . was prep All-American fullback at Sylva-Webster HS . . . good student who is majoring in pre-architecture.

VARSITY INTERCEPTIONS

Year/Class	No	Yds	TD
1974/Frosh	2	17	0
1975/Soph	1	7	0
1977/Senior	2	1	0
TOTALS	5	25	0


JEFF STEVEN (JEFF) SOOWAL LB

6-2 215 Junior from Philadelphia, Pa.

One of the real leaders of the special units, Jeff twice earned the coaches' award as the outstanding performer on the specialty teams, against Virginia and Duke . . . against Duke, with the Tigers leading 17-11 and in a punting situation, deep in their own territory, Jeff's bone-jarring tackle on a Blue Devil back forced a fumble and gave Clemson the ball with 1:49 to play on the Duke 48, enabling the Tigs to run out the clock . . . had 33-yard kickoff return on attempted onside kick by Virginia Tech.



Stuckey



Tuten



Underwood

JAMES DAVIS (JIM) STUCKEY DT

6-4 235 Sophomore from Cayce

What an outstanding defensive tackle Jim Stuckey is going to be! Broke into starting lineup as a freshman late in '76

and finished the last four games there . . . started all 11 games this fall and had 78 tackles, sixth best on the team . . . was Clemson's top defensive lineman against Duke, when he had 13 tackles, two for losses on Blue Devil backs, an interception, and caused a fumble . . . then in regular season finale vs. South Carolina, earned the award again with 12 tackles, 11 which were first hits, and broke up a pass.

VARSITY INTERCEPTIONS			
Year/Class	No	Yds	TD
1977/Soph	1	0	0

RICHARD HENRY (RICH) TUTEN MG


6-1 227 Junior from Arlington, Va.

Rich Tuten is the strongest man in the ACC with a bench press mark of 500 pounds . . . he plays a rugged middle guard and was named the team's defensive lineman of the week for his play against Georgia Tech when the coaches said "he completely dominated the middle of Tech's wish-bone" . . . finished the regular season with 61 tackles . . . plugs the middle of the Tiger defense, one that finished the regular season ranked 12th toughest against scoring.


WILLIE (WILLIE) UNDERWOOD DB

5-11 188 Freshman from Ft. Payne, Ala.

Willie saw action from game one, but an injury against Maryland that afternoon kept him out of three games . . . return specialist with 156 yards on kickoffs . . . also sees action for the Tigers at strong safety.



Varn



Gary Webb



Trav Webb

REX ENRIGHT (REX) VARN DB

6-1 171 Sophomore from Martinsville, Va.

Rex has enjoyed an exciting career since enrolling at Clemson . . . started last six games of freshman year in '76 when pressed into service because of injury situation to backfield corps . . . first assignment as a varsity player was to cover Tennessee All-America Larry Seivers . . . earned ACC Back of the Week honors in South Carolina game that year after intercepting one pass and batting down another . . . opened season as starting cornerback and picked off Maryland pass and raced 93 yards for TD . . . was ACC Back of the Week . . . two days later underwent surgery for

appendicitis yet returned three weeks later to play against VPI . . . second on team in interceptions with four . . . grandson of ex-South Carolina coach Rex Enright, for whom he is named.

VARSITY INTERCEPTIONS

Year/Class	No	Yds	TD
1976/Frosh	1	13	0
1977/Soph	4	109	1
TOTALS	5	122	1

GARY COLEMAN (GARY) WEBB DB

5-8 174 Junior from Graham, N. C.

A reserve defensive back, Gary had three starting assignments last fall at strong safety . . . in addition to seeing action in the Tiger secondary, a valuable member of the special teams . . . one of three brothers to play in the ACC . . . followed older brother, Trav, to Tigertown . . . younger brother, Kelley, plays at Duke.

GEORGE TRAVERS (TRAV) WEBB III TE

6-1 214 Senior from Graham, N. C.


Trav has played linebacker, defensive end, offensive guard, center, and tight end since enrolling at Clemson . . . also plays on the Tiger special units . . . back injury while lifting weights in the summer kept him out of action in 1974.



Weddington



Weeks



Wyatt

RICHARD GASTON (RICK) WEDDINGTON FLK

6-2 193 Senior from Charlotte, N. C.

Rick Weddington showed what kind of season he would have in '77 in the season opener vs. Maryland when he had three catches for 31 yards and had an outstanding day blocking to earn offensive back of the week honors from the coaching staff . . . a former quarterback who originally signed with N. C. State, but went on to prep school at Massanutten Academy in Woodstock, Va. . . . switched to the flanker spot last year but was used sparingly . . . after superb spring practice, finished as a starter along with Dwight Clark and was second only to Jerry Butler in receiving . . . first collegiate TD was nine-yard TD catch vs. VPI this fall . . . had 35-yard scoring reception next weekend vs. Virginia . . . caught four passes for 64 yards vs. South Carolina, one a 26-yard completion on a third-and-seven situation which

put Clemson on the USC 38 on the Tigs' winning TD march . . . earned All-ACC Academic honors this fall.

VARSIITY RECEIVING

Year/Class	No	Yds	Avg	TD
1976/Junior	1	5	5.0	0
1977/Senior	19	242	12.7	2
TOTALS	20	247	12.4	2

JAMES LEGGETT (JIMMY) WEEKS OT


6-4 231 Senior from Rocky Mount, N. C.

Jimmy concludes his career in the style the coaches thought he would when he signed a Tiger grant-in-aid four years ago . . . has been a three-year starter as well as one of the Clemson leaders, both on and off the gridiron . . . was All-Atlantic Coast Conference academic as junior and senior . . . was an outstanding prepster and has been a positive influence for four seasons.


CHARLES RICHARD (RICK) WYATT DB

6-0 190 Sophomore from Honaker, Va.

Rick saw action on only the specialty teams throughout the year but turned in one of the crucial plays as he recovered a fumbled punt that set up the Tigers' only touchdown in the 7-6 win at Georgia . . . has been outstanding on specialty teams throughout the season.



Williams



Weichel

IRA TONEY (TONEY) WILLIAMS DT

6-3 240 Junior from Darlington

Toney was a backup on the front five of the defensive line but was considered a starter by Coach Pell . . . played a big part in the improved play of that front five . . . was credited with 33 tackles for the season, including four sacks of the ball carrier for losses . . . one of those was a sack for a 30-yard loss of N. C. State quarterback Johnny Evans.

KENNETH HARRY (KEN) WEICHEL DT

6-4 226 Senior from Whitehall, Pa.

Ken was one of the backups in the defensive line who saw considerable action throughout the season . . . is a rangy player who has been plagued by injuries throughout his career but contributed a great deal as a senior.

School Colors and Nickname

The late William J. Latimer, a 1906 graduate of Clemson College, did some extensive research on the football program at his alma mater, and offered the following in regard to the school's nickname and colors:

Professor Walter Merritt Riggs, who coached Clemson's first varsity football team in 1896, and who also served as head coach again in 1899, is said to have "planted the seed" for the school's grid program.

In referring to the players from that first team, Latimer said, "Due to the lack of helmets and head protection they (the players) wore long hair. These long manes might have gained them the name of Lions had it not been for the orange and purple striped jerseys and stockings that resembled tigers. The latter nickname seemed to stick."

Latimer then observed about John Heisman's 1900 Clemson team: "They had been called Tigers early in their career. And Clemson used the insignia of a Tigers' head with bared fangs, with the motto 'Eat Em Up Clemson' before Heisman's day."

Latimer's findings are substantiated by the fact that Riggs had played football at Auburn (nicknamed Tigers) and that its colors were orange and blue.

The official colors of the school are Northwest Purple and Burnt Orange, with the predominant colors on today's athletic uniforms being orange and white.

Joe Sherman '34, former Clemson sports publicist, news bureau director, and director of Clemson's alumni relations, offered the following in his book, **The Clemson Tigers**, which was published in 1976:

"It is extremely doubtful that anyone can tell you with certainty how the Clemson colors swung from purple (and a rather pale purple, at that) and gold to what for several years was described as 'Northwestern purple and burnt orange.'

"But that the colors have changed, unofficially if not officially, is a fact and there is a story about it that is probably as good as any other explanation.

"It says that in the early years of Jess Neely's tenure, he found it almost impossible to get uniforms in purple and gold that would be 'color fast.' In other words, between constant exposure to both the weather and the washing machines, the purple and gold faded markedly and became difficult, if not impossible, to recognize for what they were supposed to be.

"So, working with professional color people in the school of textiles and with sporting goods manufacturers, Neely finally arrived at deeper colors (a slightly deeper purple and a gold that became orange) that were more color fast in that they held up better under the rays of the sun, the agitations of the washing machine and the carry-over from season to season."

Still, most people believe that the purple and orange are the true colors.

The Clemson Tiger was modified somewhat in the summer of 1970, and to separate him from the other tigers at other schools, the University adopted the Tiger Paw. The Paw did not replace the Tiger, but the two go hand-in-hand, or should we say hand-in-foot.

CLEMSON HAS PLAYED IN 7 POST-SEASON BOWLS

1940 Cotton Bowl January 1, 1940 — Dallas, Texas

CLEMSON	0	6	0	0	—	6
BOSTON COLLEGE	0	3	0	0	—	3
BC—Lukachik, 35 yard field goal						
CU—Timmons, 1 yard run (kick failed)						
A—20,000						

1949 Gator Bowl January 1, 1949 — Jacksonville, Fla.

CLEMSON	14	0	7	3	—	24
MISSOURI	0	14	2	7	—	23
CU—Cone, 1 yard run (Miller kick)						
CU—Cone, 1 yard run (Miller kick)						
MO—Entsminger, 2 yard run (Dawson kick)						
MO—Entsminger, 1 yard run (Dawson kick)						
CU—Poulos, 9 yard pass from Gage (Miller kick)						
MO—Safety, Gage tackled by Pepper in end zone						
CU—Miller, 32 yard field goal						
MO—Bounds, 20 yard pass from Entsminger (Dawson kick)						
A—36,000						

1951 Orange Bowl January 1, 1951 — Miami, Fla.

CLEMSON	0	7	6	2	—	15
MIAMI (Fla.)	0	0	14	0	—	14
CU—Cone, 1 yard run (Radcliff kick)						
CU—G. Smith, 21 pass from Hair (kick failed)						
MI—Mallios, 5 yard run (Watson kick)						
MI—F. Smith, 17 pass from Hackett (Watson kick)						
CU—Safety, F. Smith tackled by S. Smith in end zone						
A—65,000						

1952 Gator Bowl January 1, 1952 — Jacksonville, Fla.

CLEMSON	0	0	0	0	—	0
MIAMI (Fla.)	7	7	0	0	—	14
MI—Mallios, 11 yard run (Tremont kick)						
MI—Mallios, 2 yard run (Tremont kick)						
A—37,000						

1957 Orange Bowl January 1, 1957 — Miami, Fla.

CLEMSON	0	0	14	7	—	21
COLORADO	0	20	0	7	—	27
CO—Bayuk, 2 yard run (Indorf kick)						
CO—Dowler, 6 yard run (kick failed)						
CO—Cook, 26 yard run (Indorf kick)						
CU—Wells, 3 yard run (Bussey kick)						
CU—Wells, 58 yard run (Bussey kick)						
CU—Spooner, 1 yard run (Bussey kick)						
CO—Bayuk, 1 yard run (Indorf kick)						
A—72,552						

1959 Sugar Bowl January 1, 1959 — New Orleans, La.

CLEMSON	0	0	0	0	—	0
LSU	0	0	7	0	—	7
LSU—Mangham, 9 yard pass from Cannon (Cannon kick)						
A—82,000						

1959 Bluebonnet Bowl December 19, 1959 — Houston, Texas

CLEMSON	0	3	0	20	—	23
TCU	0	7	0	0	—	7
CU—Armstrong, 22 yard field goal						
TCU—Moreland, 19 yard pass from Reding (Dodson kick)						
CU—Barnes, 68 yard pass from White (Armstrong kick)						
CU—King, 23 pass from Shingler (kick failed)						
CU—Scrudato, 1 yard run (Armstrong kick)						
A—55,000						

ROAD TO THE GATOR BOWL

Sept. 10 at Clemson

Weather: Partly cloudy, 82°

Attendance: 41,219

Defending ACC champ and 10th-ranked Maryland struck with a pair of TD passes in the last 17 minutes to overcome a 14-7 Clemson lead and win the season opener for both teams. Rex Varn's 93-yard interception return had tied the score at 7-7 at intermission.

CLEMSON	0	7	7	0	—	14
MARYLAND	0	7	7	7	—	21

MD—Atkins 3 run (Loncar kick)

CU—Varn 93 interception return (Russell kick)

CU—L. Brown 1 run (Russell kick)

MD—White 25 pass from Dick (Loncar kick)

MD—Hagen 43 pass from Dick (Loncar kick)

	CU	MD
First Downs	13	22
Rushing Yardage	47-150	51-165
Passing Yardage	118	201
Passes	10-21-0	12-24-1
Punts	9-340	9-399
Fumbles/Lost	2-1	2-0
Yards/Penalized	4-20	8-52

RUSHING: Atkins (MD) 24-88, Fuller (CU) 22-67

PASSING: Fuller (CU) 10-21-118, Dick (MD) 5-7-118

RECEIVING: Kinney (MD) 6-92, Butler (CU) 6-75

Sept. 17 at Athens

Weather: Rain, 77°

Attendance: 55,100

Clemson upset defending SEC champ Georgia "Between the Hedges" in a rain-drenched contest 7-6, starting the Tigers off on what would be a seven-game winning streak. Georgia fought back from a 7-0 deficit to score with 20 seconds to play, but the two-point conversion pass failed.

CLEMSON	0	0	7	0	—	7
GEORGIA	0	0	0	6	—	6

CU—L. Brown 3 run (Russell kick)

GA—Norris 7 pass from Pyburn (pass failed)

	CU	GA
First Downs	14	14
Rushing Yardage	57-179	50-161
Passing Yardage	57	120
Passes	4-11-0	7-12-2
Punts	7-256	5-219
Fumbles/Lost	4-1	5-2
Yards Penalized	3-25	7-50

RUSHING: Ratchford (CU) 12-77, McLee (GA) 16-65

PASSING: Pyburn (GA) 6-10-69, Fuller (CU) 4-11-57

RECEIVING: Murray (GA) 6-112, Clark (CU) 2-28

Sept. 24 at Atlanta

Weather: Hazy, 79°

Attendance: 50,116

In what was the last scheduled meeting between Clemson and Georgia Tech, the Tigers built up a 24-7 halftime margin en route to a 31-14 blitz of the Yellow Jackets. Steve Fuller passed for a TD and ran for a pair, and fleet Lester Brown had a career high 134 yards rushing. Jerry Butler set a single-game school record with 163 yards receiving.

CLEMSON	10	14	0	7	—	31
GEORGIA TECH	7	0	7	0	—	14

CU—Russell 37 FG

CU—Butler 66 pass from Fuller (Russell kick)

GT—Moriarity 1 run (Smith kick)

CU—Fuller 7 run (Ariri kick)

CU—Fuller 1 run (Ariri kick)

GT—Lee 17 run (Smith kick)

CU—L. Brown 20 run (Ariri kick)

	CU	GT
First Downs	24	18
Rushing Yardage	68-233	53-231
Passing Yardage	163	96
Passes	5-9-0	8-19-2
Punts	6-262	7-264
Fumbles/Lost	5-2	2-2
Yards Penalized	5-49	6-80

RUSHING: L. Brown (CU) 28-134, Lee (GT) 11-84

PASSING: Fuller (CU) 5-9-163, Lanier (GT) 7-14-91

RECEIVING: Butler (CU) 5-163

Oct. 1 at Blacksburg

Weather: Rain, 68°

Attendance: 34,000

Clemson's third straight road game, third consecutive win, and second of four games to be played in a heavy rain, was a 31-13 thrashing of Virginia Tech. Willie Jordan triggered a 14-point first-period scoring spree with punt returns of 22 and 54 yards, and Steve Ryan had two interceptions.

CLEMSON	14	14	0	3	—	31
VIRGINIA TECH	0	7	0	6	—	13

CU—Fuller 1 run (Ariri kick)

CU—Weddington 9 pass from Fuller (Ariri kick)

CU—Ratchford 68 run (Ariri kick)

VT—Scott 1 run (Engle kick)

CU—Clark 29 pass from Fuller (Ariri kick)

CU—Ariri 36 FG

VT—Coles 3 run (pass failed)

	CU	VT
First Downs	18	12
Rushing Yardage	56-278	49-111
Passing Yardage	96	88
Passes	8-18-0	6-19-3
Punts	6-233	8-364
Fumbles/Lost	2-1	7-0
Yards Penalized	5-45	4-26

RUSHING: Ratchford (CU) 10-97, L. Brown (CU) 15-74

PASSING: Fuller (CU) 8-18-96, Zouzalik (VT) 3-7-48

RECEIVING: Butler (CU) 4-49, Savage (VT) 3-41

Oct. 8 at Clemson

Weather: Rain, 65°

Attendance: 50,066

Another rain game and the Tigers registered 31 points for the third straight week in their first shutout of the year against Virginia. Steve Fuller was brilliant in the 31-0 win, amassing 237 yards offensively. He threw his first interception of the year in this Homecoming game. The Cavs managed but six total yards in the second half.

CLEMSON	7	17	7	0	—	31
VIRGINIA	0	0	0	0	—	0

CU—Weddington 35 pass from Fuller (Ariri kick)

CU—Fuller 8 run (Ariri kick)

CU—Ariri 31 FG

CU—L. Brown 18 pass from Fuller (Ariri kick)

CU—L. Brown 2 run (Ariri kick)

	CU	VA
First Downs	19	7
Rushing Yardage	51-152	48-54
Passing Yardage	225	7
Passes	13-23-1	1-9-1
Punts	7-275	10-449
Fumbles/Lost	4-3	5-4
Yards Penalized	13-109	4-30

RUSHING: L. Brown (CU) 12-49, Izlar (VA) 19-41,
Callicutt (CU) 10-34

PASSING: Fuller (CU) 11-18-225

RECEIVING: Butler (CU) 5-91, Clark (CU) 3-67,
Weddington (CU) 2-49

Oct. 15 at Durham

Weather: Fair, 68°

Attendance: 26,500

Clemson's defense came up with the big play time-after-time to lead the Tigers to a 17-11 win over Duke. After leading 17-3, turnovers put the Devils back in the game, but Jim Stuckey had a pass interception and forced a Duke fumble, and Jeff Soowal's bone-crushing tackle on an attempted punt return late in the game preserved the victory, Clemson's fifth straight.

CLEMSON	0	0	10	7	—	17
DUKE	0	3	0	8	—	11

DU—Wolcott 31 FG

CU—Fuller 3 run (Ariri kick)

CU—Ariri 46 FG

CU—L. Brown 7 run (Ariri kick)

DU—Dunn 4 run (Dunn run)

	CU	DU
First Downs	16	20
Rushing Yardage	58-234	54-212
Passing Yardage	128	60
Passes	7-12-0	4-14-2
Punts	3-126	3-111
Fumbles/Lost	3-3	2-2
Yards Penalized	5-75	4-53

RUSHING: Dunn (DU) 24-122, Ratchford (CU) 12-87

PASSING: Fuller (CU) 7-12-128, Dunn (DU) 4-14-60

RECEIVING: Butler (CU) 2-57, Sandefur (DU) 2-32

Oct. 22 at Clemson

Weather: Sunny, 78°

Attendance: 49,800

Steve Fuller passed to Jerry Butler for the game's lone TD, set up by Willie Jordan's sparkling punt return as Clemson edged N. C. State 7-3. Jordan took a NCSU punt at his goal and sped 76 yards down the left sidelines. Three plays later Clemson scored on the familiar Fuller-Butler combination. The Tiger defense picked off four State aerals.

CLEMSON	0	0	0	7	—	7
N. C. STATE	0	0	3	0	—	3

NCS—Sherrill 39 FG

CU—Butler 19 pass from Fuller (Ariri kick)

	CU	NCS
First Downs	14	19
Rushing Yardage	47-142	55-222
Passing Yardage	97	63
Passes	8-21-1	7-18-4
Punts	9-370	7-329
Fumbles/Lost	1-1	2-0
Yards Penalized	4-20	5-55

RUSHING: T. Brown (NCS) 21-122, Fuller (CU) 24-77, Vickers (NCS) 17-76

PASSING: Fuller (CU) 8-21-97, Evans (NCS) 7-18-63

RECEIVING: Butler (CU) 4-61, Clark (CU) 2-20

Oct. 29 at Clemson

Weather: Sunny, 78°

Attendance: 40,600

Obed Ariri got a single-game Clemson record four field goals, one a school standard 57-yarder, and a rugged defense claimed its second shutout of the year with a 26-0 win over Wake Forest. The Tig defense picked off four Deac aerals and held Wake without a first down until midway through the third period as Clemson won its seventh straight game.

CLEMSON	7	6	6	7	—	26
WAKE FOREST	0	0	0	0	—	0

CU—Butler 23 pass from Fuller (Ariri kick)

CU—Ariri 49 FG

CU—Ariri 26 FG

CU—Ariri 24 FG

CU—Ariri 57 FG

CU—Adkins 11 pass from Lott (Ariri kick)

	CU	WF
First Downs	26	8
Rushing Yardage	67-338	31-49
Passing Yardage	129	91
Passes	10-18-1	10-33-4
Punts	3-141	9-322
Fumbles/Lost	4-2	4-0
Yards Penalized	14-155	4-35

RUSHING: Ratchford (CU) 20-94, Fuller (CU) 15-91, Callicutt (CU) 13-72

PASSING: Fuller (CU) 7-15-97, McGlamry (WF) 7-18-54

RECEIVING: Butler (CU) 6-88, Young (WF) 5-27

Nov. 5 at Chapel Hill

Weather: Cloudy, 70°

Attendance: 50,500

In what was billed as the "Game of the Year" in the ACC, UNC took advantage of a costly Clemson turnover and drove for the game-tying field goal with 58 seconds to play. A mishandled snap on a punting situation also gave UNC a FG in the first period. A missed extra point in the fourth quarter also proved to be fatal to the Tigs. But the statistics were just as close as the score. Both teams would go on to post-season bowls and place seven players each on the All-ACC team.

CLEMSON	0	7	0	6	—	13
NORTH CAROLINA	3	7	0	3	—	13

NC—Biddle 22 FG

CU—Perry 12 run (Ariri kick)

NC—Lawrence 59 run (Biddle kick)

CU—L. Brown 2 run (kick failed)

NC—Biddle 30 FG

	CU	NC
First Downs	18	18
Rushing Yardage	51-169	55-240
Passing Yardage	153	70
Passes	9-17-0	5-14-0
Punts	5-188	6-242
Fumbles/Lost	4-2	1-0
Yards Penalized	8-61	6-45

RUSHING: Lawrence (NC) 17-150, Ratchford (CU) 11-65, Callicutt (CU) 12-61

PASSING: Fuller (CU) 9-17-153, Christensen (NC) 3-7-56

RECEIVING: Clark (CU) 3-45, Butler (CU) 2-39, Ratchford (CU) 2-35

Nov. 12 at Clemson

Weather: Sunny, 65°

Attendance: 53,467

The fifth-ranked Notre Dame Fighting Irish handed Clemson its first loss since the season opener, striking for two fourth-period scores for a 21-17 win. Notre Dame had allowed but one rushing TD in nine games, but the Tigs stunned the Irish for a pair. Two crucial fumble recoveries by the Irish at the Notre Dame 33 and 13 yard lines halted Tiger drives.

CLEMSON	0	10	7	0	—	17
NOTRE DAME	7	0	0	14	—	21

ND—Heavens 5 run (Reeve kick)

CU—Ariri 30 FG

CU—Fuller 10 run (Ariri kick)

CU—L. Brown 2 run (Ariri kick)

ND—Montana 2 run (Reeve kick)

ND—Montana 1 run (Reeve kick)

	CU	ND
First Downs	22	17
Rushing Yardage	50-162	54-180
Passing Yardage	185	196
Passes	13-20-1	10-23-0
Punts	4-141	7-276
Fumbles/Lost	5-4	3-1
Yards Penalized	2-10	7-98

RUSHING: Ferguson (ND) 13-75, Heavens (ND) 23-63,
Callicutt (CU) 16-57
PASSING: Fuller (CU) 13-20-185, Montana (ND) 9-21-172
RECEIVING: Haines (ND) 3-59, Butler (CU) 5-56,
Ratchford (CU) 2-53

Nov. 19 at Columbia (Regional TV)

Weather: Fair, 64°

Attendance: 56,410

It was a shoot out at the OK Corral. Leading 24-0, Clemson saw South Carolina go ahead 27-24 with 1:48 to play, but came back on the arm of Steve Fuller to take a 31-27 win over the arch-rival Gamecocks. It was Clemson's second straight win over USC and third in four games. Jerry Butler caught a 20-yard TD from Fuller with :49 to play for the game winning score.

CLEMSON	10	7	7	7	—	31
SOUTH CAROLINA	0	0	7	20	—	27

CU—Ratchford 4 run (Ariri kick)

CU—Ariri 18 FG

CU—L. Brown 1 run (Ariri kick)

CU—Callicutt 52 run (Ariri kick)

SC—Clark 77 run (Parrish kick)

SC—Dorsey 11 run (Parrish kick)

SC—Dorsey 1 run (pass failed)

SC—Logan 40 pass from Bass (Parrish kick)

CU—Butler 20 pass from Fuller (Ariri kick)

	CU	SC
First Downs	18	17
Rushing Yardage	51-224	52-250
Passing Yardage	178	149
Passes	14-20-0	8-20-2
Punts	6-182	4-163
Fumbles/Lost	3-2	3-2
Yards Penalized	5-63	5-43

RUSHING: Clark (SC) 18-157, Ratchford (CU) 13-77,
Callicutt (CU) 9-76

PASSING: Fuller (CU) 14-20-178, Bass (SC) 8-20-149

RECEIVING: Logan (SC) 3-98, Butler (CU) 3-66,
Weddington (CU) 4-64

Clemson coach Charley Pell and Pittsburgh coach Jackie Sherrill were teammates for one year at Alabama. Pell was a senior during the 1962 season when Sherrill was a freshman.

Tiger offensive tackle Lacy Brumley (6-7, 275) is also quite a softball player. Playing for a team during the summer in his hometown of Kannapolis, N. C., Brumley crashed out 40 home runs in 32 games.

1977 Clemson Statistics

<u>TEAM STATISTICS</u>	<u>CU</u>	<u>OPP</u>
FIRST DOWNS	202	172
Run/Pass/Penalty	119/70/13	106/49/17
Rushing Yards	2259	1875
Avg. Per Game	205.4	170.5
Passing Yards	1548	1141
Avg. Per Game	140.7	103.7
TOTAL OFFENSE	3807	3016
Avg. Per Game	346.1	274.2
Penalties (No-Yds)	72-632	60-567
Fumbles (No-Lost)	37-22	36-13
TOUCHDOWNS	28	17
Rushing	18	13
Passing	9	4
Interception Return	1	0
PAT (Kicking)	27x28	13x13
PAT (Rushing)	0	1x1
PAT (Passing)	0	0x3

<u>TOTAL OFFENSE</u>	Play	Yds	Avg	TDR	Yd.PG
Fuller	347	1900	5.5	14	172.7
Lott	30	107	3.6	1	9.7
CLEMSON	793	3807	4.8	27	346.1
Opponents	757	3016	4.0	17	274.2

<u>PASSING</u>	Att	Comp	Int	Yds	Pct	TD	LP
Fuller	182	96	4	1497	.527	8	66
Lott	8	5	0	51	.625	1	12
CLEMSON	190	101	4	1548	.532	9	66
Opponents	205	78	21	1141	.380	4	51

<u>RECEIVING</u>	No	Yds	Avg	TD	LP
Butler	43	760	17.7	4	66
Weddington	19	242	12.7	2	35
Clark	17	265	15.6	1	43
King	7	104	14.9	0	26
Ratchford	7	82	11.7	0	35
L. Brown	3	41	13.7	1	18
Young	2	22	11.0	0	12
Adkins	2	20	10.0	1	11
Durham	1	12	12.0	0	12
CLEMSON	101	1548	15.3	9	66
Opponents	78	1141	14.6	4	51

<u>SCORING</u>	TD	PAT	FG	TP
L. Brown	9	0	0	54
Ariri	0	23x24	9x17	50
Fuller	6	0	0	36
Butler	4	0	0	24
Weddington	2	0	0	12
Ratchford	2	0	0	12
Russell	0	4x4	1x1	7
Varn	1	0	0	6
Clark	1	0	0	6
Adkins	1	0	0	6
Perry	1	0	0	6
Callicutt	1	0	0	6
CLEMSON	28	27x28	10x18	225
Opponents	17	14x17	4x12	129

(continued)

<u>RUSHING</u>	G	TC	Gain	Loss	Net	Avg	TD	LR
Ratchford	11	118	649	33	616	5.2	2	68
L. Brown	11	108	449	33	416	3.9	8	20
Fuller	11	165	578	175	403	2.4	6	47
Callicutt	11	78	345	7	338	4.3	1	52
Goggins	8	41	166	2	164	4.0	0	14
Perry	6	39	144	3	141	3.6	1	14
M. Sims	9	26	113	0	113	4.4	0	19
Lott	11	22	88	32	56	2.5	0	21
Weddington	11	2	15	0	15	7.5	0	14
Butler	11	3	13	7	6	2.0	0	10
D. Sims	11	1	0	9	-9	-	-	-
CLEMSON	11	603	2560	301	2259	3.7	18	68
Opponents	11	552	2263	388	1875	3.4	13	77

<u>RETURNS</u>	Punts No-Yds-TD	Kickoffs No-Yds-TD	Intcpts No-Yds-TD
Underwood	2-26-0	7-156-0	
Varn	1--7-0		4-109-1
Jordan	32-288-0	11-232-0	1--12-0
Ratchford		3-50-0	
L. Brown		2-30-0	
Sooval		2-33-0	
Haglan		2-32-0	
Geathers			3---1-0
Scott			3--14-0
Kier	1--2-0		1---0-0
Ryan			5--67-0
R. Smith			2---1-0
Stuckey			1---0-0
Eppes			1--30-0
CLEMSON	36-322-0	27-533-0	21-234-1
Opponents	22--61-0	40-769-0	4--44-0

<u>PUNTING</u>	No-Yds	Avg	HB	LP	Returns	NET
D. Sims	62-2398	38.7	0	57	22--61	37.7
Masone	3--116	38.7	0	50	0---0	38.7
CLEMSON	65-2514	38.7	0	57	22--61	37.7
Opponents	75-3138	41.8	0	59	36-322	37.5

Score By Quarters

CLEMSON	48	82	51	44	--	225 (20.5)
Opponents	17	24	24	64	--	129 (11.7)

Quarterback Steve Fuller lacks just 18 yards to become Clemson's all-time total offensive yardage leader with the Gator Bowl and one full season remaining. Fuller enters the Gator Bowl game with 3,740 yards (1,054 rushing and 2,686 passing). The man he has to overtake for the lead is Bobby Gage, who was the offensive star in the 1949 Gator Bowl when Clemson defeated Missouri, 24-23. Gage is still a member of the All-Time Gator Bowl team.

ALPHABETICAL

37 Gary Adkins, SE
75 Thad Allen, OL
1 Obed Ariri, PK

40 Rick Basich, RB
58 Charlie Bauman, MG
55 Jeff Bostic, C
71 Joe Bostic, OL
99 Nick Bowman, LB
86 Cliff Bray, TE
84 Jonathan Brooks, DE
47 Bubba Brown, LB
44 Lester Brown, RB
69 Lacy Brumley, OL
15 Jerry Butler, SE

22 Ken Callicutt, RB
30 Dwight Clark, FLK
87 Mark Clifford, TE

50 Chris Dolce, OL
89 Steve Durham, TE

19 Bo Edwards, SE
25 Roy Eppes, DB
95 Mike Foulks, OL
4 Steve Fuller, QB

11 Mike Gasque, QB
49 Eddie Geathers, DB
80 Steve Gibbs, DE
41 Steve Godfrey, RB
90 Jim Goehring, LB
32 Harold Goggins, RB
56 Bob Goldberg, DE
9 John Goodloe, DB

14 J. D. Haglan, DB
18 Ogden Hansford, DB
98 Mark Heniford, DE
45 Buddy Hopkins, DE
74 Billy Hudson, OL

42 Mike Jackson, LB
63 Danny Jaynes, OL
5 Willie Jordan, DB

53 Steve Kenney, OL
7 Brian Kier, DB
88 Anthony King, TE

3 Al Latimer, DB
78 Ronny Locke, OL
8 Billy Lott, QB
97 Marty Lyons, LB

10 Tony Masone, QB
66 Jeff Mills, DT
73 Darrell Misenheimer, OL
70 Rocky Myrick, OL

46 Tracy Perry, RB
68 Chris Pickens, OL
54 Chip Pruett, MG

2 Warren Ratchford, RB
57 David Reed, DE
65 Archie Reese, DT
59 Bill Robbins, C
17 Bubba Rollins, DB
33 Chuck Rose, RB
48 Jimmy Russell, PK
26 Steve Ryan, DB

35 Randy Scott, LB
39 David Sims, P
31 Marvin Sims, RB
72 Bill Smith, DE
60 Matt Smith, LB
38 Ronnie Smith, LB
52 Jeff Soowal, LB
83 Jim Stuckey, DT

94 Mark Thornton, DE
51 Rich Tuten, MG

20 Willie Underwood, DB

13 Rex Varn, DB

24 Gary Webb, DB
85 Trav Webb, TE
12 Rick Weddington, FLK
79 Jimmy Weeks, OL
92 Ken Weichel, DT
64 Jimmy Wells, OL
77 Ronnie West, OL
76 Toney Williams, MG
61 Jerry Winstead, OL
28 Rick Wyatt, DB

62 Ken Yeomans, C
27 Eric Young, SE

PRONUNCIATION GUIDE

Obed Ariri — OH-BUD AH-REAR-EE
Rick Basich — BAA-SITCH
Charlie Bauman — BAUGH-MAN
Chris Dolce — DOLE-SEE
Mike Gasque — GAS-CUE
Eddie Geathers — GATHERS
Jim Goehring — GAIR-RING
Brian Kier — KEER
Tony Masone — MA-SEWN
Darrell Misenheimer — MY-ZEN-HYMER
Jeff Soowal — SUE-EL
Ken Weichel — Y-KUL
Ken Yeomans — YO-MUNS

Tigers

NO.	NAME, Hometown, High School, Coach	POS.	HGT.	WGT.	AGE	CL.
1	OBED ARIRI Owerri, Nigeria, Holy Ghost	PK	5-9	157	22	So.
2	WARREN RATCHFORD** Gaffney, S. C., Gaffney, Denny Williams	RB	5-8	151	21	Jr.
3	AL LATIMER Altamonte Springs, Fla., Lyman, Richard Copeland	DB	5-10	166	19	Jr.
4	STEVE FULLER** Spartanburg, S. C., Spartanburg, Bill Carr	QB	6-4	198	20	Jr.
5	WILLIE JORDAN** Griffin, Ga., Griffin, Max Dowis	DB	5-9	185	20	Jr.
7	BRIAN KIER** Haines City, Fla., Haines City, Don Herndon	DB	6-0	177	22	Sr.
8	BILLY LOTT Jesup, Ga., Wayne County, John Donaldson	QB	5-11	195	18	So.
9	JOHN GOODLOE Chester, Va., Thomas Dale, Ed Carpas	DB	5-10	180	22	Sr.
10	TONY MASONE Bridgeport, Conn., Central, George Loughrey	QB-P	6-1	185	18	So.
11	MIKE GASQUE Elon College, N. C., Western Alamance, Sam Ward	QB	6-2	193	18	Fr.
12	RICK WEDDINGTON* Charlotte, N. C., Myers Park, Gus Purcell	FLK	6-2	193	21	Sr.
13	REX VARN* Martinsville, Va., Martinsville, Dick Hensley	DB	6-1	171	19	So.
14	J. D. HAGLAN* Conway, Pa., Freedom, Len Waitkus	DB	5-10	184	21	Jr.
15	JERRY BUTLER* Ware Shoals, S. C., Ware Shoals, Joe Burgess	SE	6-1	173	19	Jr.
16	BO BLANTON Summerville, S. C., Summerville, John McKissick	FLK	6-0	186	19	Fr.
17	BUBBA ROLLINS Poquoson, Va., Poquoson, Olen Evans	DB	5-10	183	20	Jr.
18	OGDEN HANSFORD** Macon, Ga., Central, Gene Brodie	DB	6-2	184	22	Jr.
19	BO EDWARDS Greer, S. C., Greer, Jim Few	SE	6-1	162	18	Fr.
20	WILLIE UNDERWOOD Ft. Payne, Ala., Ft. Payne, David Bettingfield	DB	5-11	188	19	Fr.
21	BILL BRITTS Salem, Va., Andrew Lewis, Mike Stevens	DB	5-11	171	18	Fr.
22	KEN CALLICUTT*** Chester, S. C., Chester, Jim Kimmell	RB	6-1	192	22	Sr.
23	ZACK MILLS Greenville, S. C., J. L. Mann, Jim Slaton	DB	5-9	173	19	So.
24	GARY WEBB* Graham, N. C., Southern Alamance, Sam Story	DB	5-8	174	20	Jr.
25	ROY EPPES* Townville, S. C., Westside, Will Roberts	DB	6-2	177	23	Sr.
26	STEVE RYAN Moncks Corner, S. C., Berkeley, Ed Foster	DB	6-0	171	22	Jr.
27	ERIC YOUNG Henrietta, N. C., Chase, John Keeter	SE	6-0	159	19	So.
28	RICK WYATT* Honaker, Va., Honaker, Larry Smith	DB	6-0	190	19	So.
30	DWIGHT CLARK** Charlotte, N. C., Garinger, Ron Wright	FLK	6-3	207	20	Jr.
31	MARVIN SIMS Phenix City, Ala., Pacelli, Nathan Rustin	RB	6-4	223	20	So.
32	HAROLD GOGGINS** Gerritson, S. C., Gerritson, Keith Richardson	RB	5-11	188	20	Jr.
33	CHUCK ROSE Atlanta, Ga., Riverwood, Charles Rose	RB	6-2	193	18	Fr.
35	RANDY SCOTT* Waycross, Ga., Waycross, Dale Williams	LB	5-11	215	20	Jr.
37	GARY ADKINS* Delta, O., Delta, George Dostal	SE	5-8	170	19	So.
38	RONNIE SMITH*** Sylva, N. C., Sylva-Webster, Babe Howell	LB	6-2	212	21	Sr.
39	DAVID SIMS Panama City, Fla., Bay, John Cobb	P	6-4	222	18	Fr.
40	RICK BASICH Delta, O., Delta, George Dostal	DB	6-1	196	19	So.
41	STEVE GODFREY* Greenville, S. C., J. L. Mann, Jim Slaton	RB	5-9	171	23	Sr.
44	LESTER BROWN* Myrtle Beach, S. C., Myrtle Beach, Doug Shaw	RB	6-0	178	20	So.
46	TRACY PERRY* Roxboro, N. C., Person Senior, Larry Dixon	RB	6-0	220	20	So.
47	BUBBA BROWN* Loudon, Tenn., Loudon, Bert Ratledge	LB	5-11	213	19	So.
48	JIMMY RUSSELL* Greenwood, S. C., Greenwood, Pinky Babb	PK	5-11	166	19	So.
49	EDDIE GEATHERS Myrtle Beach, S. C., Myrtle Beach, Doug Shaw	DB	6-2	178	18	Fr.
50	CHRIS DOLCE Verona, N. J., Verona, Al Rotella	OL	6-2	248	18	So.

NO.	NAME, Hometown	POS.	HGT.	WGT.	AGE	CL.
51	RICH TUTEN* Arlington, Va., Wakefield, Harry Haught	MG	6-1	227	23	Jr.
52	JEFF SOOWAL* Philadelphia, Pa., Lower Merion, Roger Frasser	LB	6-2	215	21	Jr.
53	STEVE KENNEY* Raleigh, N. C., Sanderson, Jim Brown	OL	6-4	241	21	Jr.
54	CHIP PRUETT St. Simons Island, Ga., Glynn Academy, Charles Pruett	DT	6-2	223	19	So.
55	JEFF BOSTIC Greensboro, N. C., Ben L. Smith, Claude Manzi	OL	6-1	221	18	So.
56	BOB GOLDBERG Lake Hiawatha, N. J., Parsippany, Bob Martin	DE	6-0	212	19	So.
57	DAVID REED Radford, Va., Radford, Norman Lineburg	DE	6-2	210	20	Fr.
58	CHARLIE BAUMAN Runnemed, N. J., Pope Paul VI, Joe Chilbert	MG	6-1	229	19	Fr.
59	BILL ROBBINS Evarts, Ky., Evarts, Charles Hunter	OL	6-2	208	19	Fr.
60	MATT SMITH Charlotte, N. C., Independence, Buster Ledford	LB	5-11	204	19	So.
61	JERRY WINSTEAD Jefferson City, Tenn., Jefferson Co., Leroy Shannon	OL	6-4	195	19	Fr.
62	KEN YEOMANS Richmond, Va., Tucker, William Mountjoy	C	6-2	239	19	So.
63	DANNY JAYNES* Charlotte, N. C., East Mecklenburg, Don Higgs	OL	6-5	223	21	Jr.
64	JIMMY WELLS* Greenville, S. C., J. L. Mann, Jim Slaton	OL	6-1	229	21	Jr.
65	ARCHIE REESE** Mayesville, S. C., Mayewood, Ellis Palmer	DT	6-3	258	21	Sr.
66	JEFF MILLS** Greenville, S. C., J. L. Mann, Jim Slaton	DT	6-2	224	21	Jr.
67	JOHNNY LYONS Anderson, S. C., T. L. Hanna, Jim Fraser	OL	5-11	246	20	Jr.
68	CHRIS PICKENS Anderson, S. C., T. L. Hanna, Jim Fraser	OL	6-2	228	19	So.
69	LACY BRUMLEY*** Kannapolis, N. C., A. L. Brown, Will Campagna	OL	6-7	275	20	Sr.
70	ROCKY MYRICK Wilmington, N. C., Hoggard, Ray Durham	OL	6-1	232	19	Fr.
71	JOE BOSTIC** Greensboro, N. C., Ben L. Smith, Claude Manzi	OL	6-4	258	20	Jr.
72	BILL SMITH Duncan, S. C., Byrnes, Dalton Rivers	DE	6-5	223	18	Fr.
73	DARRELL MISENHEIMER Salisbury, N. C., East Rowan, W. A. Cline	OL	6-2	258	20	So.
74	BILLY HUDSON* Columbia, S. C., A. C. Flora, Charles Macaluso	OL	6-3	234	21	Jr.
75	THADDEUS ALLEN*** Charlotte, N. C., Garinger, Ron Wright	OL	6-1	251	21	Sr.
76	TONEY WILLIAMS* Darlington, S. C., Mayo, Virgil Wells	MG	6-3	240	22	Jr.
77	RON WEST East Point, Ga., Russell, James Abrams	OL	6-4	230	20	Jr.
79	JIMMY WEEKS** Rocky Mount, N. C., Rocky Mount, Walt Wiggins	OL	6-4	231	21	Sr.
80	STEVE GIBBS** Greer, S. C., Greer, Jim Few	DE	6-3	217	21	Jr.
81	STEVE BERTZ Napoleon, O., Napoleon, Charles Buckenmeyer	TE	6-2	217	18	Fr.
83	JIM STUCKEY* Cayce, S. C., Airport, Don Richardson	DT	6-4	235	19	So.
84	JONATHAN BROOKS** Sakuda, S. C., Sakuda, Bettie Harlong	DE	6-3	212	20	Jr.
85	TRAV WEBB*** Graham, N. C., Graham, Bill Joye	TE	6-1	214	22	Sr.
86	CLIFF BRAY* Stone Mountain, Ga., Tucker, Kenneth Townley	TE	6-4	220	20	Jr.
87	MARK CLIFFORD Miami, Fla., Coral Gables, Garry Ghormley	TE	6-4	201	20	So.
88	ANTHONY KING* Cornelia, Ga., Habersham Central, Fred McManus	TE	6-1	224	20	Jr.
89	STEVE DURHAM Greer, S. C., Byrnes, Dalton Rivers	DT	6-4	224	19	Fr.
90	JIM GOEHRING* Durham, N. C., Northern Durham, Herb Goins	DE	6-1	207	19	So.
92	KEN WEICHEL* Whitehall, Pa., Whitehall, Andy Melosky	DT	6-4	226	22	Sr.
93	SCOTT WEEKS Jackson, S. C., Jackson, Wayne Marchant	DT	6-3	220	19	Fr.
94	MARK THORNTON Greer, S. C., Greer, Jim Few	DE	6-3	195	20	So.
96	JOE MALONE Greeneville, Tenn., Greeneville, Roy Gregory	DT	6-9	251	18	Fr.
97	MARTY LYONS Anderson, S. C., T. L. Hanna, Jim Fraser	LB	5-11	220	20	Jr.
98	MARK HENIFORD*** Lons, S. C., Lons, Donald Graham	DE	5-11	199	21	Sr.
99	NICK BOWMAN Crossville, Tenn., Cumberland Co., Dan Van Winkle	LB	6-2	195	19	Fr.

* Denotes number of varsity letters earned

SPLIT END		LEFT TACKLE		LEFT GUARD		CENTER		RIGHT GUARD		RIGHT TACKLE		TIGHT END	
15	Jerry Butler 6-1, 173, Jr.	79	Jimmy Weeks 6-4, 231, Sr.	53	Steve Kenney 6-4, 241, Jr.	55	Jeff Bostic 6-1, 221, So.	71	Joe Bostic 6-4, 258, Jr.	69	Lacy Brumley 6-7, 275, Sr.	88	Anthony King 6-1, 224, Jr.
27	Eric Young 6-0, 159, So.	74	Billy Hudson 6-3, 234, Jr.	64	Jim Wells 6-1, 229, Jr.	62	Ken Yeomans 6-2, 239, So.	75	Thad Allen 6-1, 251, Sr.	77	Ron West 6-4, 230, Jr.	89	Steve Durham 6-4, 224, Fr.
19	Bo Edwards 6-1, 162, Fr.	73	Darrell Misenheimer 6-2, 258, So.	63	Phil Jamerson 6-1, 223, Fr.	59	Bill Robbins 6-2, 208, Fr.	50	Chris Dolce 6-2, 248, So.	68	Chris Pickens 6-2, 228, So.	86	Cliff Bray 6-4, 220, Jr.
				70	Johnny Lyons 5-11, 246, Jr.							87	Mark Clifford 6-4, 205, So.

CLEMSON Offense

QUARTERBACK

- 4 Steve Fuller
6-4, 198, Jr.
- 8 Billy Lott
5-11, 195, So.
- 11 Mike Gasque
6-2, 193, Fr.

FULLBACK

- 22 Ken Callicutt
6-1, 192, Sr.
- 46 Tracy Perry
6-0, 220, So.
- 31 Marvin Sims
6-4, 223, So.
- 33 Chuck Rose
6-2, 195, Fr.

TAILBACK

- 2 Warren Ratchford
5-8, 151, Jr.
- 44 Lester Brown
6-0, 178, So.
- 32 Harold Goggins
5-11, 188, Jr.

FLANKER

- 12 Rick Weddington
6-2, 193, Sr.
- 30 Dwight Clark
6-3, 207, Jr.
- 37 Gary Adkins
5-8, 170, So.

LEFT END		LEFT TACKLE		LEFT LINEBACKER		MIDDLE GUARD		RIGHT LINEBACKER		RIGHT TACKLE		RIGHT END	
84	Jonathan Brooks 6-3, 212, Jr.	83	Jim Stuckey 6-4, 235, So.	35	Randy Scott 5-11, 215, Jr.	51	Rich Tuten 6-1, 227, Jr.	38	Ronnie Smith 6-2, 212, Sr.	65	Archie Reese 6-3, 258, Sr.	98	Mark Heniford 5-11, 199, Sr.
56	Bob Goldberg 6-0, 212, So.	76	Toney Williams 6-3, 240, Jr.	90	Jim Goehring 6-1, 207, So.	58	Charlie Bauman 6-1, 229, Fr.	47	Bubba Brown 5-11, 213, So.	92	Ken Weichel 6-4, 226, Sr.	80	Steve Gibbs 6-3, 217, Jr.
72	Bill Smith 6-5, 220, Fr.			99	Nick Bowman 6-2, 195, Fr.	54	Chip Pruett 6-2, 223, So.	42	Mike Jackson 6-6, 200, Fr.			94	Mark Thornton 6-3, 195, So.
												45	Buddy Hopkins 5-11, 194, So.

CLEMSON Defense

LEFT CORNERBACK

- 25 Roy Eppes
6-2, 177, Sr.
- 5 Willie Jordan
5-9, 185, Jr.
- 3 Al Latimer
5-10, 166, Jr.

TIGER (ROVER)

- 18 Ogden Hansford
6-2, 184, Jr.
- 17 Bubba Rollins
5-11, 183, Jr.
- 20 Willie Underwood
5-11, 188, Fr.

FREE SAFETY

- 26 Steve Ryan
6-0, 171, Jr.
- 7 Brian Kier
6-0, 177, Sr.

RIGHT CORNERBACK

- 13 Rex Varn
6-1, 171, So.
- 49 Eddie Geathers
6-2, 178, Fr.

SPECIALISTS

PUNTER: 39 David Sims, 10 Tony Masone

PLACEKICKER: 1 Obed Ariri, 48 Jimmy Russell

HOLDER: 8 Billy Lott, 13 Rex Varn

SNAPPER: 55 Jeff Bostic, 61 Jerry Winstead, 59 Bill Robbins

PUNT RETURN: 5 Willie Jordan, 20 Willie Underwood, 3 Al Latimer

KICKOFF RETURN: 20 Willie Underwood, 5 Willie Jordan, 2 Warren Ratchford

PUNTING TEAM

- LE: 80 Gibbs or 57 Reed
- LT: 56 Goldberg
- LG: 60 M. Smith
- LUB: 14 Haglan or B. Brown
- C: 55 Joe Bostic or 61 Winstead
- RUB: 41 Godfrey or 40 Basich
- RG: 52 Soowal or 50 Dolce
- RT: 67 T. Webb
- RE: 28 Wyatt
- FB: 24 G. Webb or 40 Basich
- P: 39 D. Sims or 10 Masone

KICKOFF TEAM

- 1L: 49 Geathers or 37 Adkins
- 3L: 80 Gibbs or 28 Wyatt
- 3L: 41 Godfrey or 24 G. Webb
- 4L: 20 Underwood
- 5: 17 Rollins or 60 M. Smith
- 4S: 56 Goldberg
- 3S: 52 Soowal
- 2S: 14 Haglan
- 1S: 57 Reed
- SAF: 5 Jordan or 37 Adkins
- K: 1 Ariri or 5 Jordan

KICKOFF RETURN TEAM

- LT: 80 Gibbs or 88 King
- LG: 56 Goldberg
- C: 21 Britts
- RG: 57 Reed
- RT: 60 M. Smith
- LE: 28 Wyatt or 40 Basich
- RE: 41 Godfrey
- LS: 2 Ratchford or 5 Jordan
- LFB: 14 Haglan or 24 G. Webb
- RFB: 52 Soowal or 24 G. Webb
- RS: 20 Underwood or 41 Godfrey

Slip Over Jerseys: King (88) Changes to 66
T. Webb (85) Changes to 67

Defensive Statistics

(Does not include kicking game)

Player	G	TOTAL	H	A	TL	PBU	CF-RF
Scott, lb	11	120	64	56	18	6	1-2
B. Brown, lb	11	109	46	63	5	2	2-2
Heniford, e	11	101	52	49	6	7	1-0
R. Smith, lb	11	92	42	50	4	1	1-0
Brooks, e	11	85	50	35	6	3	0-1
Stuckey, t	11	78	40	38	5	2	1-0
Reese, t	11	74	50	24	15	3	1-0
Ryan, fs	11	63	25	38	0	4	0-0
Tuten, mg	11	61	28	33	3	0	1-0
Eppes, cb	11	52	27	25	1	5	1-3
Kier, fs	11	38	15	23	0	1	2-0
Rollins, ss	11	35	19	16	0	2	2-0
Williams, t	11	33	19	14	4	0	1-0
Hansford, ss	11	30	10	20	0	0	1-1
Varn, cb	9	27	18	9	1	0	1-1
Goehring, lb	11	26	11	15	0	1	0-0
Geathers, cb	11	22	12	10	1	1	0-1
Gibbs, e	11	21	10	11	2	0	1-0
Bauman, mg	11	17	8	9	0	0	0-0
Jordan, cb	10	16	12	4	0	1	0-0
Goldberg, e	9	10	5	5	1	1	0-0
Weichel, t	8	7	3	4	0	0	0-0
Underwood, ss	4	6	2	4	1	0	0-0
Latimer, cb	5	2	1	1	0	0	0-0
M. Smith, lb	2	2	1	1	1	1	0-0
J. Mills, t	4	1	1	0	0	0	0-0
B. Smith, e	1	1	1	0	1	0	0-0
Haglan, b	1	0	0	0	0	0	0-0

H-Hits; A-Assists; TL-Tackle for loss; PBU-Pass broken up; CF-RF-Caused fumble, recovered fumble

ACC Best Individual High Marks For 1977 Season By Clemson Players

LONGEST FIELD GOAL: 57 yards**, Obed Ariri vs. Wake Forest, 10/29/77, (26-0)

PUNT RETURN: 76 yards, Willie Jordan vs. N. C. State, 10/22/77, (7-3)

PASS INTERCEPTION RETURN: 93 yards (TD), Rex Varn vs. Maryland, 9/10/77, (14-21)

YARDS RECEIVING: 163/5 catches/32.6 avg./1 TD, Jerry Butler vs. Georgia Tech, 9/24/77, (31-14)

TD PASSES THROWN: 2, Steve Fuller vs. Virginia Tech, 10/1/77, (31-13); Steve Fuller vs. Virginia, 10/8/77, (31-0). (Shared with 6 other players).

MOST INTERCEPTIONS: 2, Steve Ryan vs. Virginia Tech, 10/1/77, (31-13). (Shared with 3 other players).

MOST FIELD GOALS SCORED: 4, Obed Ariri vs. Wake Forest, 10/29/77, (26-0). (Shared with 1 other player).

** - TIES ACC RECORD

Update On Clemson Career Records

(Prior To Pittsburgh Game)

YARDS RUSHING

- 1: 2,571 by Buddy Gore
- 2: 2,439 by Ray Yauger
- 3: 2,224 by KEN CALLICUTT
- 4: 2,172 by Fred Cone

* * * * *

YARDS PASSING

- 1: 3,893 by Tommy Kendrick
- 2: 2,686 by STEVE FULLER
- 3: 2,616 by Jimmy Addison
- 4: 2,448 by Bobby Gage
- 5: 2,412 by Ken Pengitore

* * * * *

TOTAL OFFENSIVE YARDS

- 1: 3,757 by Bobby Gage
- 2: 3,740 by STEVE FULLER
- 3: 3,464 by Billy Hair
- 4: 3,409 by Tommy Kendrick
- 5: 3,310 by Ken Pengitore

* * * * *

NUMBER OF RECEPTIONS

- 1: 106 by Phil Rogers
- 2: 93 by John McMakin
- 3: 88 by Glenn Smith
- 4: 77 by JERRY BUTLER
- 5: 68 by Charlie Waters

* * * * *

YARDS RECEIVING

- 1: 1,576 by Glenn Smith
- 2: 1,469 by Phil Rogers
- 3: 1,255 by John McMakin
- 4: 1,251 by JERRY BUTLER
- 5: 1,166 by Charlie Waters

* * * * *

TOUCHDOWN RESPONSIBILITY

- 1: 39 by Ray Mathews
- 2: 35 by Bobby Gage
- 3: 31 by Fred Cone
- 31 by Billy Hair
- 5: 27 by STEVE FULLER
- 6: 25 by Harvey White

KICKOFF RETURN YARDAGE

- 1: 756 by Warren Ratchford
- 2: 723 by William Scott
- 3: 647 by John Shields
- 4: 637 by Buddy Gore

Clemson's Atlantic Coast Conference Players-Of-The-Week During 1977

- Sept. 10 (vs. Maryland): Rex Varn, Defensive Back
- Sept. 17 (vs. Georgia): Randy Scott, Defensive Line
- Sept. 24 (vs. Georgia Tech): Lester Brown, Offensive Back; Steve Ryan, Defensive Back
- Oct. 1 (vs. Virginia Tech): Willie Jordan, Defensive Back
- Oct. 15 (vs. Duke): Steve Ryan, Rookie-Of-The-Week
- Oct. 22 (vs. N. C. State): Randy Scott, Defensive Line
- Oct. 29 (vs. Wake Forest): Steve Fuller, Offensive Back; Obed Ariri, Rookie-Of-The-Week
- Nov. 5 (vs. North Carolina): Lacy Brumley, Offensive Line; Mark Heniford, Defensive Line
- Nov. 12 (vs. Notre Dame): Joe Bostic, Offensive Line
- Nov. 19 (vs. South Carolina): Steve Fuller, Offensive Back; Jerry Butler, Offensive Line

NOTE: After the Virginia game, won by Clemson, 31-0, Quarterback Steve Fuller was named to the national United Press International Backfield-Of-The-Week.

Clemson placekicker Obed Ariri made good on his one field goal attempt inside the 20 yard line (18 yards) in 1977, made all three from the 30 in (24, 26 & 30), two (46 & 49) of four from inside the 50 (missing from 42 & 46), one (57) of six from inside of 60 yards (missing from 54, 54, 56, 56 & 60), and he missed one from 63 yards out.

Among Coach Charley Pell's teammates during his three years at Alabama were Steve Sloan, Richard Williamson, Pat Trammell, Jimmy Sharpe, Joe Namath, Lee Roy Jordan, Bill Neighbors, Benny Nelson, Bill Battle, Paul Crane, Cotton Clark, Wayne Freeman and Dan Kearley.

Clemson will be the second team that Charley Pell has carried to a bowl. In 1970 his Jacksonville State (Ala.) team went 10-0, including a 21-7 triumph over Florida A&M in the Orange Blossom Bowl.

Final 1977 ACC Individual Statistics

<u>TOTAL OFFENSE</u>	<u>Plays</u>	<u>Yards</u>	<u>Per Play</u>	<u>TDR</u>	<u>Per Game</u>
Fuller, Clem.....	347	1900	5.5	14	172.7
Dunn, Duke.....	352	1815	5.2	14	165.0
Evans, NCS.....	327	1541	4.7	10	140.1
McGlamry, WF.....	291	1499	5.2	6	136.3
Dick, Md.....	186	1301	7.0	5	130.1
Lawrence, UNC.....	197	1231	6.2	7	123.1
T. Brown, NCS.....	221	1251	5.7	13	113.7
McDougald, WF.....	242	987	4.1	5	89.7
Scott, Md.....	188	894	4.8	6	81.3
Kupec, UNC.....	184	702	3.8	8	70.2
*Mark, Va.....	151	623	4.1	4	103.8
(*Not in Required Number of Games)					

<u>PASSING</u>	<u>Att-Cmp-Int.</u>	<u>Pct.</u>	<u>Yards</u>	<u>Cmp. PG</u>
McGlamry, WF.....	252-133-15	.528	1532	12.1
Dunn, Duke.....	191-102- 9	.534	1239	9.3
Fuller, Clem.....	182- 96- 4	.527	1497	8.7
Evans, NCS.....	203- 93-10	.458	1357	8.5
Dick, Md.....	138- 83-12	.601	1351	8.3
Kupec, UNC.....	105- 59- 8	.562	715	5.9
Christensen, UNC.	31- 14- 1	.452	215	1.6
Hely, WF.....	26- 11- 1	.423	120	1.0
*Mark, Va.....	124- 64- 6	.524	720	10.8
(*Not in Required Number of Games)				

<u>SCORING</u>	<u>TD</u>	<u>XPT</u>	<u>FG</u>	<u>Points</u>	<u>Pts. PG</u>
T. Brown, NCS.....	14	0	0	84	7.6
Biddle, UNC.....	0	21	15	66	6.0
Atkins, Md.....	9	0	0	54	6.0
Sherrill, NCS.....	0	28	9	55	5.0
L. Brown, Clem.....	9	0	0	54	4.9
Ariri, Clem.....	0	23	9	50	4.5
Wolcott, Duke.....	0	19	10	49	4.5

<u>PUNTING</u>	<u>No.</u>	<u>Yards</u>	<u>Avg.</u>
Henderson, Va.....	85	3615	42.5
Evans, NCS.....	58	2448	42.2
Sochko, Md.....	61	2490	40.8
Sims, Clem.....	53	2091	39.5
Elam, UNC.....	68	2569	37.8
Sikes, WF.....	66	2357	35.7
Brummitt, Duke.....	30	1072	35.7

<u>KICKOFF RETURNS</u>	<u>No.</u>	<u>Yards</u>	<u>TD</u>	<u>Avg.</u>
Stringer, NCS.....	19	488	0	25.7
Hoskins, Duke.....	21	477	0	22.7
Vigorito, Va.....	23	504	0	21.9
Ervin, WF.....	31	550	0	17.7
Scott, Md.....	15	205	0	13.7

Final 1977 ACC Individual Statistics

<u>RUSHING</u>	<u>Plays</u>	<u>Yards</u>	<u>Per Play</u>	<u>TD</u>	<u>Per Game</u>
Lawrence, UNC.....	193	1211	6.3	6	121.1
T. Brown, NCS.....	218	1251	5.7	13	113.7
McDougald, WF.....	242	987	4.1	5	89.7
Scott, Md.....	188	894	4.8	6	81.3
Atkins, Md.....	147	598	4.1	9	66.4
Vickers, NCS.....	148	726	4.9	1	66.0
Ratchford, Clem..	118	616	5.2	2	56.0
Broadie, Duke....	132	579	4.4	5	52.6
Dunn, Duke.....	161	576	3.6	7	52.4
L. Brown, Clem...	108	416	3.9	8	37.8
Fuller, Clem.....	165	403	2.4	6	36.6
Vigorito, Va.....	95	326	3.4	0	36.2

<u>RECEIVING</u>	<u>Cgt.</u>	<u>Yards</u>	<u>TD</u>	<u>Avg.</u>	<u>Cgt. PG</u>
Young, WF.....	51	483	3	9.5	5.1
Butler, Clem.....	43	760	4	17.7	3.9
Kinney, Md.....	32	505	0	15.8	3.6
Hall, Duke.....	33	418	1	12.7	3.0
Zeglinski, WF....	31	486	2	15.7	2.8
Richards, Md.....	23	370	1	16.1	2.3
Smith, WF.....	24	312	1	13.0	2.2
T. Brown, NCS....	24	164	1	6.8	2.2
White, Md.....	21	325	3	15.5	1.9
Marshall, NCS....	20	418	2	20.9	1.8

<u>FIELD GOALS</u>	<u>FGA-FGM</u>	<u>Pct.</u>	<u>FGs Per Game</u>
Biddle, UNC.....	24-15	.625	1.36
Wolcott, Duke....	16-10	.625	0.91
Sherrill, NCS....	16- 9	.562	0.82
Ariri, Clem.....	17- 9	.529	0.82
Henderson, Va....	7- 5	.714	0.45
Loncar, Md.....	9- 5	.556	0.45
Hely, WF.....	7- 3	.429	0.27

<u>INTERCEPTIONS</u>	<u>No.</u>	<u>Yards</u>	<u>TD</u>	<u>Int. Per Game</u>
Glasper, Va.....	5	104	0	0.45
Royster, WF.....	5	74	0	0.45
Ryan, Clem.....	5	67	0	0.45
Varn, Clem.....	4	109	1	0.44
Wilson, NCS.....	4	32	0	0.36
Cale, UNC.....	4	22	0	0.36
Carter, NCS.....	4	4	0	0.36

<u>PUNT RETURNS</u>	<u>No.</u>	<u>Yards</u>	<u>TD</u>	<u>Avg.</u>
Gawdun, Duke.....	14	164	1	11.7
Jordan, Clem.....	32	287	0	9.0
Richards, Md.....	32	192	0	6.0
Zeglinski, WF....	16	83	0	5.2
Spady, Va.....	16	64	0	4.0

Final 1977 ACC Team Statistics

<u>TOTAL OFFENSE</u>	<u>Plays</u>	<u>Yards</u>	<u>Per Play</u>	<u>TD</u>	<u>Per Game</u>
N.C. State.....	828	4180	5.0	28	380.0
Maryland.....	792	3832	4.8	31	348.4
Clemson.....	793	3807	4.8	27	346.1
N. Carolina.....	813	3714	4.6	25	337.6
Duke.....	778	3561	4.6	25	323.7
Wake Forest.....	775	3243	4.2	13	294.8
Virginia.....	655	2011	3.1	6	182.8

<u>RUSHING OFFENSE</u>	<u>Plays</u>	<u>Yards</u>	<u>Per Play</u>	<u>TD</u>	<u>Per Game</u>
N.C. State.....	618	2754	4.5	20	250.4
N. Carolina.....	656	2668	4.1	15	242.5
Clemson.....	603	2259	3.7	18	205.4
Duke.....	567	2185	3.9	18	198.6
Maryland.....	571	2040	3.6	25	185.5
Wake Forest.....	462	1480	3.2	7	134.5
Virginia.....	470	1082	2.3	3	98.4

<u>PASS OFFENSE</u>	<u>Att-Cmp-Int.</u>	<u>Pct.</u>	<u>Yards</u>	<u>Per Game</u>
Maryland.....	221-117-15	.529	1792	162.9
Wake Forest...	313-152-22	.486	1763	160.3
Clemson.....	190-101- 4	.532	1548	140.7
N.C. State....	210- 95-10	.452	1426	129.6
Duke.....	211-112-10	.531	1376	125.1
N. Carolina...	157- 79- 9	.503	1046	95.1
Virginia.....	185- 87-11	.470	929	84.5

<u>SCORING OFFENSE</u>	<u>TD</u>	<u>KXP</u>	<u>OXF</u>	<u>FG</u>	<u>SF</u>	<u>Pts.</u>	<u>Avg.</u>
Maryland.....	31	24	2	7	1	237	21.5
N.C. State.....	30	28	0	9	0	235	21.4
N. Carolina....	27	21	2	15	1	234	21.3
Duke.....	29	19	4	10	0	231	21.0
Clemson.....	28	27	0	10	0	225	20.5
Wake Forest....	14	14	0	5	0	113	10.3
Virginia.....	6	5	0	5	0	56	5.1

<u>PUNTING</u>	<u>No.</u>	<u>Avg.</u>	<u>No. Ret.</u>	<u>Yds. Ret.</u>	<u>Net. Avg.</u>
N.C. State.....	58	42.2	33	232	38.2
Clemson.....	65	38.7	22	61	37.8
Virginia.....	85	42.5	50	494	36.7
N. Carolina.....	69	37.7	26	76	36.6
Maryland.....	63	39.5	33	230	35.9
Wake Forest.....	66	35.7	20	64	34.7
Duke.....	35	34.5	13	109	31.4

Clemson fullback Ken Callicutt became only the fourth Tiger back to gain over 2,000 yards rushing in a career this season. He enters the Gator Bowl game with 2,224 yards.

Final 1977 ACC Team Statistics

<u>TOTAL DEFENSE</u>	<u>Plays</u>	<u>Yards</u>	<u>Per Play</u>	<u>TD</u>	<u>Per Game</u>
N. Carolina.....	720	2624	3.6	10	238.5
Clemson.....	759	3016	4.0	17	274.2
Maryland.....	752	3110	4.1	18	282.7
N.C. State.....	756	3555	4.7	19	323.2
Duke.....	759	3777	5.0	27	343.4
Wake Forest.....	840	4036	4.8	29	366.9
Virginia.....	819	4275	5.2	35	388.6

<u>RUSHING DEFENSE</u>	<u>Plays</u>	<u>Yards</u>	<u>Per Play</u>	<u>TD</u>	<u>Per Game</u>
N. Carolina.....	498	1487	3.0	5	135.2
Maryland.....	549	1865	3.4	9	169.5
Clemson.....	554	1875	3.4	13	170.5
N.C. State.....	551	2330	4.2	10	211.8
Duke.....	580	2343	4.0	23	213.0
Virginia.....	636	2787	4.4	28	253.4
Wake Forest.....	660	2877	4.4	22	261.5

<u>PASS DEFENSE</u>	<u>Att-Cmp-Int.</u>	<u>Pct.</u>	<u>Yards</u>	<u>Per Game</u>
N. Carolina....	222-97-18	.437	1137	103.4
Clemson.....	205-78-21	.380	1141	103.7
Wake Forest....	180-92-14	.511	1159	105.4
N.C. State.....	205-90-15	.439	1225	111.4
Maryland.....	203-95-10	.468	1245	113.2
Duke.....	179-97- 9	.542	1434	130.4
Virginia.....	183-96-10	.525	1488	135.3

<u>SCORING DEFENSE</u>	<u>TD</u>	<u>KXP</u>	<u>OKP</u>	<u>FG</u>	<u>SF</u>	<u>Pts.</u>	<u>Avg.</u>
N. Carolina....	10	9	0	4	0	81	7.4
Clemson.....	17	13	1	4	0	129	11.7
N.C. State.....	21	18	1	7	0	167	15.2
Maryland.....	20	19	0	11	0	172	15.6
Duke.....	28	26	0	9	0	221	20.1
Wake Forest....	30	28	1	20	0	270	24.5
Virginia.....	36	30	2	10	0	280	25.5

<u>PUNT RETURNS</u>	<u>No.</u>	<u>Yards</u>	<u>TD</u>	<u>Avg.</u>
Duke.....	24	248	2	10.3
Clemson.....	36	322	0	8.9
Wake Forest.....	27	158	0	5.9
N.C. State.....	28	152	2	5.4
Maryland.....	42	223	0	5.3
Virginia.....	24	110	0	4.6
N. Carolina.....	29	103	0	3.6

The 1949 Gator Bowl game, played January 1st that year between Clemson and Missouri, was voted several years ago as the most exciting Gator Bowl ever played. In that one Clemson edged Missouri, 24-23.

Tips On The Tigers

Although this Gator Bowl game will be Clemson's eighth post-season bowl trip, it will be the first for the Tigers in 18 years. But twice in history, Clemson played in three bowls over a four-year period. This was accomplished first in 1949-51-52 and again in 1957-1959-1959. That double 1959 is not an error because Clemson was the first team to play in two bowls the same calendar year. The Tigers played January 1, 1959, in the Sugar Bowl's Silver Anniversary game against No. 1 ranked Louisiana State, then played in the first annual Bluebonnet Bowl in Houston, Texas, December 19, 1959

Clemson is credited with getting the Gator Bowl "on its feet" in its 1949 appearance. In the fourth annual Gator Bowl, Clemson and Missouri met after the first three had not been a blazing financial success. This was the Gator's first full house with 36,000 on hand and Clemson sold 21,000 of these. There will be even more Tiger followers on hand at this year's game. Clemson was allotted a total of 25,000 tickets, which disappeared almost over night. Many Tiger followers obtained their tickets from Pittsburgh out of its allotment of 11,000. It is estimated that if all orders received by the Clemson Ticket Office could have been filled, 45,000 tickets would have been sold by Clemson alone.

Jack Miller, who kicked the decisive field goal to defeat Missouri in the 1949 Gator Bowl, is now principal of Morrison Elementary School located in Clemson. Fred Cone, who scored Clemson's first two touchdowns in the game, is now assistant director of Clemson's vast intramural program. Cone served for a number of years as the Tigers' chief recruiter.

Clemson split end Jerry Butler has caught at least one pass in 22 consecutive games. He is now in fourth place in both all-time receptions (77) and in yards receiving (1,251) in Clemson history. And like Fuller, Butler has another year of eligibility.

Tips On The Tigers

The two Gator Bowl opponents, Clemson and Pittsburgh, have never met each other in football. The only two events the schools have faced were in basketball. Pitt defeated the Tigers in men's basketball, 60-50, in the Carrousel Classic in Charlotte, N. C., in 1958 and last year the Panther women's cage team downed the Lady Tigers, 87-74, in basketball in the Christmas Invitational in Columbus, Miss.

Clemson played before over a half million fans during 1977 for the first time in history. Altogether, 507,778 fans witnessed the 11 Tiger games. This averages out to 46,162 a game, which is also an all-time high. The Tigers played before 235,152 in five home games. This is not a record because of six home games in 1974, but the average attendance of 47,030 is a record. Memorial Stadium only holds 43,451, which means the Tigers played to 108 per cent capacity during the year. An additional 10,500 seats are now being added to the stadium with the double decking of the press box side.

It is believed that Clemson has the only brother combination playing shoulder-to-shoulder in collegiate football this year. Other teams have brothers, twins or triplets, but none has been identified as playing side by side. Joe Bostic plays offensive right guard for the Tigers and brother Jeff is the starting center. And they will be back next year as Joe is a junior and Jeff is a sophomore.

Before taking over as Clemson head coach, Charley Pell served as an assistant coach under Coach Bear Bryant at Alabama for one year (1964), under Coach Charlie Bradshaw at Kentucky for four years (1965-68), under Coach Jimmy Sharpe at Virginia Tech two years (1974-75), and one year under Coach Red Parker at Clemson (1976). Between the Kentucky and VPI stints, he was head coach at Jacksonville State (Ala.) for five years (1969-73), posting a 33-13-1 mark, including a 30-7-1 the last four seasons.

ATLANTIC COAST CONFERENCE CHAMPIONS

Year	Team & Bowl	W	L	T	Pts.	Opp
1953	Duke	4	0	0	105	27
	Maryland (Orange)	3	0	0	70	6
1954	Duke (Orange)	4	0	0	122	47
1955	Maryland (Orange)	4	0	0	105	26
	Duke	4	0	0	94	14
1956	Clemson (Orange)	4	0	1	50	13
1957	N. C. State	5	0	1	130	60
1958	Clemson (Sugar)	5	1	0	87	80
1959	Clemson (Bluebonnet)	6	1	0	181	77
1960	Duke (Cotton)	5	1	0	129	40
1961	Duke	5	1	0	102	43
1962	Duke	6	0	0	134	43
1963	North Carolina (Gator)	6	1	0	107	49
1964	N. C. State	5	2	0	94	117
1965	Clemson	5	2	0	99	76
	N. C. State	5	2	0	97	62
1966	Clemson	6	1	0	162	108
1967	Clemson	6	0	0	118	38
1968	N. C. State (Peach)	6	1	0	170	74
1969	South Carolina (Peach)	6	0	0	130	61
1970	Wake Forest	5	1	0	128	110
1971	North Carolina (Gator)	6	0	0	165	57
1972	North Carolina (Sun)	6	0	0	149	72
1973	N. C. State (Liberty)	6	0	0	197	93
1974	Maryland (Liberty)	6	0	0	198	35
1975	Maryland (Gator)	5	0	0	182	73
1976	Maryland (Cotton)	5	0	0	111	24
1977	North Carolina (Liberty)	5	0	1	131	54

ATLANTIC COAST CONFERENCE ALL-TIME FOOTBALL STANDINGS

(Regular Season games against each other,
1954 through 1977)

School	Years	Games	Won-Lost-Tied	Pct.
Clemson	25	144	88 - 52 - 4	.625
Duke	25	143	84 - 52 - 7	.612
Maryland	25	146	85 - 58 - 3	.592
N. C. State	25	148	79 - 62 - 7	.557
North Carolina	25	158	85 - 70 - 3	.547
Wake Forest	25	158	47 - 106 - 5	.313
Virginia	25	131	29 - 101 - 1	.225
(Former Member)				
South Carolina	18	114	56 - 54 - 4	.509

The Clemson IPTAY Club


IPTAY, organized in 1934 by the late Dr. Rupert H. (Rube) Fike, completed its 43rd year this past June 30th. And for the 12th consecutive year, contributions exceeded those of the previous 12 months. And for the first time in history, over \$1 million were realized by the club.

IPTAY stood for "I Pay Ten A Year" in the early days, and the first club's membership list included 185 members.

Today, more than 10,000 members form IPTAY, which because of inflation, now means "I Pay Thirty a Year."

Sometimes called "the finest collegiate scholarship club in America," IPTAY funds are used for the sole purpose of educating student-athletes. Not one single penny has ever been used for any other purpose.

For additional information, write George Bennett, Executive Secretary of IPTAY, P. O. Box 31, Clemson, 29631.



Steve Fuller passes by the outstretched hand of a South Carolina Defender.

TEAM RECORDS

SEASON

RUSHING

Most Rushes: 698 (1956)
Most Yards Rushing: 2800 (1950)
Most TD's Rushing: 35 (1950)

FORWARD PASSING

Most Passes Attempted: 302 (1970)
Most Passes Completed: 145 (1970)
Most Yards Passing: 1798 (1975)
Most TD's Passing: 14 (1950)
Most Passes Had Intercepted: 24 (1969)

TOTAL OFFENSE

Most Total Plays: 796 (1973)
Most Total Yards: 4211 (1950)

PUNT RETURNS

Most Punts Returned: 53 (1945)
Most Yards Returned: 700 (1948)
Most TD's Punt Returns: 2 (1938, 1948, 1954, 1970)
Most TD's By Blocked Punt: 3 (1940, 1948)

KICKOFF RETURNS

Most Kickoff Returns: 57 (1970)
Most Yards Returned: 1187 (1970)

INTERCEPTION RETURNS

Most Passes Intercepted: 25 (1951)
Most Yards Returned: 361 (1951)
Most TD's By Interceptions: 3 (1959)

FIRST DOWNS

Most First Downs: 206 (1976)
Most First Downs Rushing: 147 (1974)
Most First Downs Passing: 89 (1969)

PENALTIES

Most Penalties: 72 (1977)
Most Yards Penalized: 632 (1977)

FUMBLES

Most Fumbles: 49 (1963)
Most Fumbles Lost: 26 (1963, 1975)

SCORING

Most Points Scored: 344 (10 Games, 1950)
Least Points Scored: 19 (9 Games, 1931)
Most Times Held Scoreless: 6 (1920-26-31)
Most Field Goals: 11 (1971, 1972)

DEFENSE

Best Total Defense: 1533 (10 Games, 1939)
Least Yards Rushing By Opponents: 904 (10 Games, 1941)
Least Yards Passing By Opponents: 449 (10 Games, 1939)
Most Points By Opponents: 381 (11 Games, 1975)
Least Points By Opponents: 4 (7 Games, 1906)
Most Times Held Opponents Scoreless: 7 (1928)

OTHER

Most Wins: 11 (1948)
Most Ties: 3 (1906)
Most Losses: 9 (1975)

SINGLE GAME

RUSHING

Most Rushes: 76 vs. South Carolina, 1940
Most Yards Rushing: 516 vs. Presbyterian, 1945
Most TD's Rushing: 11 vs. Presbyterian, 1945

FORWARD PASSING

Most Passes Attempted: 48 vs. North Carolina, 1965;
tied 48 vs. Florida State, 1970
Fewest Passes Attempted: 0 vs. South Carolina, 1956
Most Passes Completed: 25 vs. Florida State, 1970
Fewest Passes Completed: 0 vs. George Washington, 1938;
Presbyterian, 1942; South Carolina, 1943-44-52-56;
Fordham, 1952; VPI, 1956
Most Yards Passing: 354 vs. Duke, 1963
Fewest Yards Passing: —1 vs. Maryland, 1956
Most Passes Had Intercepted: 7 vs. South Carolina, 1945
Most TD Passes: 4 vs. Auburn, 1947

TOTAL OFFENSE

Most Total Offense: 597 vs. Presbyterian, 1945

PUNTING

Most Punts: 17 vs. South Carolina, 1943

PUNT RETURNS

Most Punts Returned: 11 vs. George Washington, 1941
Most Yards Returned: 167 vs. Maryland, 1970

KICKOFF RETURNS

Most Kickoff Returns: 10 vs. Georgia Tech, 1944
Most Yards Returned: 198 vs. Florida, 1952

INTERCEPTIONS RETURNED

Most Passes Intercepted: 6 vs. South Carolina, 1971
Most Yards Returned: 143 on 4 Returns vs. Maryland, 1970

FIRST DOWNS

Most First Downs Rushing: 27 vs. Presbyterian, 1957
Most First Downs Passing: 17 vs. North Carolina, 1965
Most Total First Downs: 30 vs. Presbyterian, 1957
Fewest Total First Downs: 1 vs. South Carolina, 1943

PENALTIES

Most Penalties: 14 vs. Furman, 1964; **14 vs. Wake Forest, 1977**
Most Yards Penalized: 180 vs. Furman, 1964

FUMBLES

Most Fumbles: 14 vs. Presbyterian, 1953
Most Fumbles Lost: 5 vs. Wake Forest, 1950; Boston College,
1953; Presbyterian, 1953; Auburn, 1954; Maryland, 1957;
Wake Forest, 1963; Maryland, 1974; Tulane, 1975; Wake
Forest, 1975
Most Opponent Fumbles Recovered: 6 vs. Duke, 1965

SCORING

Most Points Scored: 122 vs. Guilford, 1901
Greatest Victory Margin: 122-0 vs. Guilford, 1901
Greatest Defeat Margin: 7-74 vs. Alabama, 1931

INDIVIDUAL RECORDS

RUSHING

MOST RUSHES

Game: 36, Jim Shirley vs. N. C. State, 1951; Ray Yauger
vs. Wake Forest, 1969
Season: 230, Buddy Gore, 1967
Career: 600, Buddy Gore, 1966-67-68

MOST YARDS RUSHING

Game: 234, Don King vs. Fordham, 1952
Season: 1045, Buddy Gore, 1967
Career: 2571, Buddy Gore, 1966-67-68

BEST RUSHING AVERAGE

Game: 30.4, Ken Moore vs. The Citadel, 1954 (5 for 152)
Season: 7.2, Billy Poe, 1945 (53 for 380)
Career: 3 years: 5.92, Jackie Calvert, 1948-49-50
(194 for 1149)
4 years: 5.69, Ray Matthews, 1947-48-49-50
(331 for 1886)

LONGEST RUN FROM SCRIMAGE

90 yards, Buck George vs. Furman, 1951; 90 yards,
Banks McFadden vs. Presbyterian, 1939

FORWARD PASSING

MOST PASSES ATTEMPTED

Game: 48, Tommy Kendrick vs. Florida State, 1970
Season: 267, Tommy Kendrick, 1970
Career: 644, Tommy Kendrick, 1969-70-71

MOST PASSES COMPLETED

Game: 25, Tommy Kendrick vs. Florida State, 1970
Season: 133, Tommy Kendrick, 1970
Career: 303, Tommy Kendrick, 1969-70-71

MOST YARDS PASSING

Game: 323, Thomas Ray vs. North Carolina, 1965
Season: 1491, Jimmy Addison, 1966
Career: 3893, Tommy Kendrick, 1969-70-71

MOST TOUCHDOWN PASSES

Game: 4, Bobby Gage, vs. Auburn, 1947
Season: 11, Bobby Gage, 1947; Harvey White, 1957
Career: 24, Bobby Gage, 1945-46-47-48; Tommy Kendrick,
1969-70-71

LONGEST SCORING PASS

97 yards, Mark Fellers to Craig Brantley vs. Virginia, 1974

BEST PERCENT OF COMPLETIONS

3 years: 51.4, Jimmy Addison, 1965-66-67 (202 completions
on 393 attempts)
4 years: 44.2, Bobby Gage, 1945-46-47-48 (123 completions
on 278 attempts)

MOST PASSES HAD INTERCEPTED

Game: 5, Don King vs. Auburn, 1953
Season: 20, Tommy Kendrick, 1969
Career: Tommy Kendrick, 42, 1969-70-71

TOTAL OFFENSE

MOST OFFENSIVE PLAYS

Game: 53, Tommy Kendrick vs. Florida State, 1970
Season: 370, Ken Pengitore, 1973
Career: 798, Tommy Kendrick, 1969-70-71

MOST YARDS RUN AND PASS

Game: 374, Bobby Gage vs. Auburn, 1947
Season: 1941, Ken Pengitore, 1973
Career: 3757, Bobby Gage, 1945-46-47-48

BEST AVERAGE, RUN AND PASS, CAREER

3 years: 5.91, Jimmy Addison, 1965-66-67 (79 rushes, 202
completions for 2788 yards)
4 years: 6.32, Bobby Gage, 1945-46-47-48 (316 rushes, 123
completions for 3757 yards)

PASS RECEIVING

MOST PASSES CAUGHT

Game: 11, Phil Rogers vs. North Carolina, 1965
Season: 44, Charlie Waters, 1969
Career: 106, Phil Rogers, 1965-66-67

MOST YARDS GAINED

Game: 163, Jerry Butler vs. Georgia Tech, 1977
Season: 760, Jerry Butler, 1977
Career: 1576, Glenn Smith, 1949-50-51

MOST TOUCHDOWN PASSES CAUGHT

Game: 3, Dreher Gaskin vs. Auburn, 1953

Season: 7, Glenn Smith, 1951; Bennie Cunningham, 1974

Career: 18, Glenn Smith, 1949-50-51

BEST CAREER AVERAGE PER RECEPTION

28.0, Craig Brantley, 1973-74-75 (27 for 755)

INTERCEPTIONS

MOST INTERCEPTIONS

Game: 3, Kit Jackson vs. Wake Forest, 1965

Season: 7, Fred Knoebel, 1951

Career: 15, Fred Knoebel, 1950-51-52

MOST YARDS INTERCEPTIONS RETURNED

Game: 100 (102 actual), Don Kelley vs. Duke, 1970

Season: 156, Don Kelley on 3 interceptions, 1970

Career: 178, Don Kelley on 6 interceptions, 1969-70-71

LONGEST INTERCEPTION RETURN

100 yards (102 actual), Don Kelley vs. Duke, 1970

PUNTING

MOST PUNTS

Game: 13, Marion Butler vs. Wake Forest, 1942

Season: 73, Marion Butler, 1942; Tony Anderson, 1971

Career: 186, Tony Anderson, 1970-71-72

BEST PUNTING AVERAGE

Game: 48.3 yards, Sammy Cain, 4 punts vs. Alabama, 1967

Season: 43.5 yards, Banks McFadden, 65 punts, 1939

Career: 42.0 yards, Banks McFadden, 111 punts, 1937-38-39

LONGEST PUNT

81 yards, Mitch Tyner vs. Texas A&M, 1973

MOST YARDS PUNTED

6839, Tony Anderson, 1970-71-72

MOST PUNTS BLOCKED

2, Wingo Avery vs. The Citadel, 1954

PUNT RETURNS

MOST PUNT RETURNS

Game: 10, Shad Bryant vs. Furman, 1939

Season: 32, Willie Jordan, 1977

Career: 88, Marion Butler, 1941-42-43-45

MOST YARDS PUNT RETURNS

Game: 167, Don Kelley on 4 returns vs. Maryland, 1970

Season: 487, Shad Bryant on 27 returns, 1938

Career: 779, Shad Bryant, 1937-38-39

LONGEST PUNT RETURN

100 yards (108 actual), Richie Luzzi vs. Georgia, 1968

KICKOFF RETURNS

MOST KICKOFF RETURNS

Game: 7, John Shields vs. Alabama, 1969

Season: 28, Bob Bosler, 1970

Career: 35, Warren Ratchford, 1974-76-77

MOST YARDS KICKOFF RETURNED

Game: 160, John Shields vs. Alabama, 1969

Season: 568, Bob Bosler, 1970

Career: 756, Warren Ratchford on 35 returns, 1974-76-77

LONGEST KICKOFF RETURN

99 yards, Bill Mathis vs. Georgia Tech, 1959

Year	Name & Position	Att.	Comp.	Int.	Yards
1952	DON KING, TB	69	23	10	317
1953	DON KING, QB	98	46	11	706
1954	DON KING, QB	72	32	9	468
1955	DON KING, QB	79	33	8	586
1956	CHARLIE BUSSEY, QB	68	26	5	330
1957	HARVEY WHITE, QB	95	46	3	841
1958	HARVEY WHITE, QB	87	43	5	492
1959	HARVEY WHITE, QB	107	56	4	770
1960	LOWNDES				
	SHINGLER, QB	145	61	8	790
1961	JIM PARKER, QB	98	46	9	735
1962	JIM PARKER, QB	67	30	7	431
1963	JIM PARKER, QB	117	52	8	728
1964	THOMAS RAY, QB	59	21	5	253
1965	THOMAS RAY, QB	175	74	12	1019
1966	JIMMY ADDISON, QB	186	103	14	1491
1967	JIMMY ADDISON, QB	174	82	10	924
1968	BILLY AMMONS, QB	162	74	14	1006
1969	TOMMY KENDRICK, QB	227	107	20	1457
1970	TOMMY KENDRICK, QB	267	133	10	1407
1971	TOMMY KENDRICK, QB	152	64	12	1040
1972	KEN PENGITORE, QB	131	55	8	831
1973	KEN PENGITORE, QB	188	82	8	1370
1974	MARK FELLERS, QB	92	42	5	783
1975	WILLIE JORDAN, QB	73	40	1	728
1976	STEVE FULLER, QB	116	58	6	835
1977	STEVE FULLER, QB	182	96	4	1497

CLEMSON'S SCORING LEADERS

Year	Name & Position	TDS	FG	PAT	TOTAL
1927	BOB McCARLEY, FB	5	0	1	31
1928	O. D. PADGETT, WB	7	0	0	42
1929	GOAT McMILLAN, TB	9	0	0	54
1930	MAXCY WELCH, TB	10	0	4	64
1931	J. M. LAMBERT, WB	1	0	0	6
	E. R. PATTERSON, E	1	0	0	6
	FRED HOOK, FB	1	0	0	6
1932	HENRY WOODWARD, TB	5	0	0	30
1933	GENE WILLIMON, TB	2	0	0	12
	BILL DILLARD, BB	2	0	0	12
1934	RANDY HINSON, TB	3	0	0	18
1935	MAC FOLGER, FB	6	0	0	36
1936	MAC FOLGER, FB	8	0	0	48
1937	RED PEARSON, BB	3	1	8	29
1938	BANKS McFADDEN, TB	5	0	0	30
	SHAD BRYANT, WB	5	0	0	30
1939	SHAD BRYANT, WB	4	0	8	32
1940	AUBREY RION, WB	4	0	4	28
1941	CHARLIE TIMMONS, FB	9	0	23	77
1942	MARION BUTLER, TB	6	0	0	36
1943	JAMES WHITMIRE, TB	4	0	0	24
1944	BILL ROGERS, FB	6	0	1	37
1945	JIM REYNOLDS, FB	5	0	0	30
	MARION BUTLER, TB	5	0	0	30
1946	DUTCH LEVERMAN, TB	4	0	0	24
	CHIP CLARK, LE	4	0	0	24
1947	JIM REYNOLDS, WB	8	0	0	48
1948	RAY MATHEWS, WB	13	0	0	78
1949	FRED CONE, FB	9	0	1	55
1950	FRED CONE, FB	15	0	2	92
1951	GLENN SMITH, LE	7	0	0	42
1952	DON KING, TB	3	0	0	18
	BILLY HAIR, TB	3	0	0	18
	RED WHITTEN, FB	3	0	0	18
	BUCK GEORGE, WB	3	0	0	18
1953	DREHER GASKIN, LE	5	0	0	30
1954	JIM COLEMAN, HB	5	0	1	31

Year	Name & Position	TDS	FG	PAT	TOTAL
1955	JOE PAGLIEI, HB	7	0	1	43
1956	JOEL WELLS, HB	8	0	0	48
1957	BOB SPOONER, FB	5	0	0	30
	BILL MATHIS, HB	5	0	0	30
1958	HARVEY WHITE, QB	5	0	0	30
1959	BILL MATHIS, HB	11	0	4	70
1960	BILL McGUIRT, FB	9	0	0	54
1961	RON SCRUDATO, FB	8	0	0	48
1962	RODNEY ROGERS, Kicker	0	7	13	34
1963	FRANK PEARCE, Kicker	0	4	21	33
1964	HAL DAVIS, HB	5	0	0	30
1965	HUGH MAULDIN, TB	4	0	0	24
	THOMAS RAY, QB	4	0	0	24
1966	JACKY JACKSON, TB	8	0	0	48
1967	BUDDY GORE, TB	9	0	0	54
1968	RAY YAUGER, TB	7	0	0	42
1969	RAY YAUGER, TB	11	0	1	68
1970	EDDIE SEIGLER, Kicker	0	8	16	40
1971	EDDIE SEIGLER, Kicker	0	11	14	47
1972	EDDIE SEIGLER, Kicker	0	11	14	47
1973	SMILEY SANDERS, TB	10	0	0	60
1974	MARK FELLERS, QB	9	0	0	54
1975	WILLIE JORDAN, QB-PK	2	5	14	41
1976	STEVE FULLER, QB	6	0	0	36
1977	LESTER BROWN, HB	9	0	0	54

Clemson's 1000-Yard Club . . .

(Players gaining 1,000 yards or better in total offense for a season)

Player & Position	Year	Yards Rushing	Yards Passing	Total Offense
Ken Pengitore, QB	1973	571	1370	1941
Steve Fuller, QB	1977	403	1497	1900
Billy Hair, TB	1951	698	1004	1702
Bobby Gage, TB	1947	502	1002	1504
Jimmy Addison, QB	1966	—2	1491	1489
Steve Fuller, QB	1976	503	835	1338
Tommy Kendrick, QB	1969	—122	1457	1335
Jackie Calvert, TB	1950	714	557	1271
Bobby Gage, TB	1948	343	887	1230
Mark Fellers, QB	1974	444	783	1227
Billy Hair, TB	1950	573	644	1217
Ray Mathews, WB	1949	728	487	1215
Thomas Ray, QB	1965	146	1019	1165
Tommy Kendrick, QB	1970	—246	1407	1161
Butch Butler, TB	1942	616	504	1120
Lowndes Shingler, QB	1960	274	790	1064
Buddy Gore, TB	1967	1045	0	1045
Ken Pengitore, QB	1972	209	831	1040
Harvey White, QB	1957	197	841	1038
Banks McFadden, TB	1939	445	581	1026
Jimmy Addison, QB	1967	85	924	1009

TOP INDIVIDUAL PERFORMANCES BY CLASSES

MOST YARDS RUSHING

As A Freshman

Ken Callicutt — 505 (1973)
Buck George — 453 (1951)

Harold Goggins — 389 (1975)
Don King — 371 (1952)

As A Sophomore

Ken Callicutt — 809 (1974)
Ray Yauger — 760 (1968)
Buddy Gore — 750 (1966)
Warren Ratchford — 676 (1976)

Ray Mathews — 646 (1948)
Fred Cone — 635 (1948)
Harold Goggins — 591 (1976)
Lawrence Gressette — 590 (1951)

As A Junior

Buddy Gore — 1,045 (1967)
Ray Yauger — 968 (1969)
Joel Wells — 782 (1955)
Ray Mathews — 728 (1949)

Billy Hair — 698 (1951)
Fred Cone — 692 (1949)
Butch Butler — 616 (1942)
Warren Ratchford — 616 (1977)

As A Senior

Fred Cone — 845 (1950)
Joel Wells — 803 (1956)
Buddy Gore — 776 (1968)

Wade Hughes — 761 (1972)
Jackie Calvert — 714 (1950)
Ray Yauger — 711 (1970)

MOST YARDS PASSING

As A Freshman

Willie Jordan — 728 (1975)

Steve Fuller — 354 (1975)

As A Sophomore

Tommy Kendrick — 1,446 (1969)
Harvey White — 841 (1957)
Steve Fuller — 835 (1976)

Jim Parker — 736 (1961)
Don King — 706 (1953)
Billy Hair — 644 (1950)

As A Junior

Steve Fuller — 1,497 (1977)
Jimmy Addison — 1,491 (1966)
Tommy Kendrick — 1,407 (1970)

Billy Hair — 1,004 (1951)
Bobby Gage — 1,002 (1947)
Ken Pengitore — 831 (1972)

As A Senior

Ken Pengitore — 1,370 (1973)
Tommy Kendrick — 1,040 (1971)
Thomas Ray — 1,019 (1965)
Billy Ammons — 1,006 (1968)

Jimmy Addison — 924 (1967)
Bobby Gage — 887 (1948)
L. Shingler — 790 (1960)
Mark Fellers — 783 (1974)

MOST TOTAL OFFENSE

As A Freshman

Willie Jordan — 951 (1975)
Don King — 688 (1952)

Ken Callicutt — 505 (1973)
Steve Fuller 502 (1975)

As A Sophomore

Steve Fuller — 1,338 (1976)
Tommy Kendrick — 1,335 (1969)
Billy Hair — 1,217 (1950)

Harvey White — 1,038 (1957)
Jim Parker — 975 (1961)
Don King — 949 (1953)

As A Junior

Steve Fuller — 1,900 (1977)
Billy Hair — 1,702 (1951)

Bobby Gage — 1,504 (1947)
Jimmy Addison — 1,489 (1966)

As A Senior

Ken Pengitore — 1,941 (1973)
Jackie Calvert — 1,271 (1950)
Bobby Gage — 1,230 (1948)
Mark Fellers — 1,227 (1974)

Thomas Ray — 1,165 (1965)
Lowndes Shingler — 1,064 (1960)
Banks McFadden — 1,026 (1939)
Jimmy Addison — 1,009 (1967)

MOST RECEPTIONS

As A Freshman

7 — Steve Gibbs (1974)

4 — Ken Callicutt (1973)

As A Sophomore

Phil Rogers — 36 (1965)
Jerry Butler — 33 (1976)
Glenn Smith — 25 (1949)

John McMakin — 24 (1969)
Jack Anderson — 22 (1968)
Bennie Cunningham — 22 (1973)

As A Junior

Jerry Butler — 43 (1977)
Phil Rogers — 42 (1966)

John McMakin — 40 (1970)

As A Senior

Charlie Waters — 44 (1969)
Glenn Smith — 39 (1951)
John McMakin — 29 (1971)

Phil Rogers — 28 (1967)
Brad O'Neal — 27 (1970)
Joey Walters — 26 (1976)

MOST YARDS RECEIVING

As A Freshman

90—Steve Gibbs (1974)

66—Ken Callicutt (1973)

As A Sophomore

Jerry Butler — 484 (1976)
Phil Rogers — 466 (1965)

Glenn Smith — 446 (1949)
Ray Mathews — 379 (1948)

As A Junior

Jerry Butler — 760 (1977)
Phil Rogers — 574 (1966)
John McMakin — 532 (1970)

Glenn Smith — 498 (1950)
Charlie Waters — 411 (1968)
Joey Walters — 394 (1975)

As A Senior

Charlie Waters — 738 (1969)
Glenn Smith — 632 (1951)
Don Kelley — 505 (1971)

Craig Brantley — 475 (1975)
Phil Rogers — 429 (1967)
Dreher Gaskin — 426 (1953)

LEADING SCORERS

As A Freshman

Willie Jordan — 41 (1975)

As A Sophomore

Ray Mathews — 78 (1948)
Bill McGuirt — 54 (1960)

Lester Brown — 54 (1977)

As A Junior

Ray Yauger — 68 (1969)
Maxcy Welch — 64 (1930)
Fred Cone — 55 (1949)

Goat McMillan — 54 (1929)
Jim Reynolds — 48 (1947)
Jacky Jackson — 48 (1966)

As A Senior

Fred Cone 92 (1950)
Charlie Timmons — 77 (1941)
Bill Mathis — 70 (1959)
Smiley Sanders — 60 (1973)

Mark Fellers — 54 (1974)
Mac Folger — 48 (1936)
Joel Wells — 48 (1956)
Ron Scrudato — 48 (1961)

MOST TOUCHDOWNS RESPONSIBILITY

As A Freshman

Willie Jordan — 7 (1975)

Don King — 5 (1952)

As A Sophomore

Ray Mathews — 15 (1948)
Billy Hair — 13 (1950)

Harvey White — 12 (1957)
Steve Fuller — 11 (1976)

As A Junior

Bobby Gage — 17 (1948)
Billy Hair — 14 (1951)

Steve Fuller — 14 (1977)
Ray Mathews — 13 (1948)

As A Senior

Mark Fellers — 19 (1974)
Fred Cone — 15 (1950)


Ken Pengitore — 14 (1973)



Waters



Cone



Fellers

TOP CAREER PERFORMANCES

RUSHING

Buddy Gore — 2,571 (1966-67-68)	Billy Hair — 1,579 (1950-51-52)
Ray Yaeger — 2,439 (1968-69-70)	Ray Mathews — 1,886 (1947-48-49-50)
Ken Callicutt — 2,224 (1973-74-75-77)	Smiley Sanders — 1,411 (1971-72-73)
Fred Cone — 2,172 (1948-49-50)	Bobby Gage — 1,309 (1945-46-47-48)
Joel Wells — 1,937 (1954-55-56)	Buck George — 1,280 (1951-52-53-54)

PASSING

Tommy Kendrick — 3,893 (1969-70-71)
Steve Fuller — 2,686 (1975-76-77)
Jimmy Addison — 2,616 (1965-66-67)
Bobby Gage — 2,448 (1946-47-48-49)
Ken Pengitore — 2,412 (1971-72-73)
Harvey White — 2,103 (1957-58-59)
Don King — 2,007 (1952-53-54-55)
Jim Parker — 1,895 (1961-62-63)
Billy Hair — 1,885 (1950-51-52)
Thomas Ray — 1,665 (1963-64-65)
Lowndes Shingler — 1,517 (1958-59-60)
Mike O'Cain — 1,291 (1974-75-76)
Joe Anderson — 1,126 (1960-61-62)
Billy Ammons — 1,110 (1966-67-68)

TOTAL OFFENSE

Bobby Gage — 3,757 (1,309 Rush, 2,448 Pass) (1945-46-47-48)
Steve Fuller — 3,740 (1,054 Rush, 2,686 Pass) (1975-76-77)
Billy Hair — 3,464 (1,579 Rush, 1,885 Pass) (1950-51-52)
Tommy Kendrick — 3,409 (484 Rush, 3,893 Pass) (1969-70-71)
Ken Pengitore — 3,310 (898 Rush, 2,412 Pass) (1971-72-73)
Ray Mathews — 2,793 (1,886 Rush, 907 Pass) (1947-48-49-50)
Jimmy Addison — 2,788 (172 Rush, 2,616 Pass) (1965-66-67)
Don King — 2,761 (684 Rush, 2,077 Pass) (1952-53-54-55)
Harvey White — 2,592 (489 Rush, 2,103 Pass) (1957-58-59)
Buddy Gore — 2,571 (2,571 Rush, 0 Pass) (1966-67-68)
Ray Yaeger — 2,489 (2,439 Rush, 50 Pass) (1968-69-70)
Jim Parker — 2,413 (518 Rush, 1,895 Pass) (1961-62-63)
Ken Callicutt — 2,323 (2,224 Rush, 99 Pass) (1973-74-75-77)
Fred Cone — 2,183 (2,172 Rush, 11 Pass) (1948-49-50)
Lowndes Shingler — 2,073 (556 Rush, 1,517 Pass) (1958-59-60)
Joel Wells — 2,052 (1,937 Rush, 115 Pass) (1954-55-56)
Jackie Calvert — 2,034 (1,149 Rush, 885 Pass) (1948-49-50)

RECEPTIONS

Phil Rogers — 106 (1965-66-67)	Charlie Waters — 68 (1967-68-69)
John McMakin — 93 (1969-70-71)	Bennie Cunningham — 64 (1973-74-75)
Glenn Smith — 88 (1949-50-51)	Joey Walters — 59 (1974-75-76)
Jerry Butler — 77 (1975-76-77)	Ray Yaeger — 45 (1968-69-70)

YARDS RECEIVING

Glenn Smith — 1,576 (1949-50-51)
Phil Rogers — 1,469 (1965-66-67)
John McMakin — 1,255 (1969-70-71)
Jerry Butler — 1,251 (1975-76-77)
Charlie Waters — 1,166 (1967-68-69)
Bennie Cunningham — 1,044 (1973-74-75)
Joey Walters — 963 (1974-75-76)
Wayne Bell — 883 (1964-65-66)
Joe Blalock — 773 (1939-40-41)
Craig Brantley — 755 (1973-74-75)

SCORING

Fred Cone — 189 (1948-49-50)	Ray Yaeger — 110 (1968-69-70)
Ray Mathews — 168 (1947-48-49-50)	Joel Wells — 102 (1954-55-56)
Ray Yaeger — 140 (1968-69-70)	Buddy Gore — 96 (1966-67-68)
Eddie Seigler — 134 (1970-71-72)	Ron Scrudato — 92 (1959-60-61)
Bill Mathis — 126 (1957-58-59)	Smiley Sanders — 90 (1971-72-73)

TOUCHDOWNS RESPONSIBILITY

Ray Mathews — 39 (1947-48-49-50)	Harvey White — 25 (1957-58-59)
Bobby Gage — 35 (1945-46-47-48)	Don King — 24 (1952-53-54-55)
Fred Cone — 31 (1948-49-50)	Ray Yaeger — 24 (1968-69-70)
Billy Hair — 31 (1950-51-52)	Tommy Kendrick — 24 (1969-70-71)
Steve Fuller — 27 (1975-76-77)	Jackie Calvert — 22 (1948-49-50)

INTERCEPTIONS

Fred Knoebel — 15 for 120 yards (1950-51-52)
Peter Cook — 11 for 129 yards (1950-51-52)
Dennis Smith — 9 for 102 yards (1973-74-75)
Ben Anderson — 9 for 76 yards (1970-71-72)
Archie Baker — 8 for 79 yards (1950-51-52)
Peanut Martin — 8 for 50 yards (1972-73-74)
Bobby Johnson — 7 for 73 yards (1970-71-72)

PUNT RETURNS

Don Kelley — 632 yds on 56 ret, 2 TD (1969-70-71)
Bobby Gage — 439 yds on 39 ret, 1 TD (1945-46-47-48)
Jackie Calvert — 433 yds on 33 ret (1948-49-50)
Joel Wells — 390 yds on 19 ret (1954-55-56)
Hugh Mauldin — 336 yds on 32 ret (1963-64-65)

KICKOFF RETURN YARDS

Warren Ratchford — 756 yards on 35 returns (1974-76-77)
William Scott — 723 yds on 36 ret (1974-75)
John Shields — 647 yds on 30 ret (1968-69)
Buddy Gore — 637 yds on 26 ret (1966-67-68)
Jacky Jackson — 578 yds on 27 ret (1965-66-67)
Bob Bosler — 568 yds on 29 ret (1970-71-72)

Clemson Milestones . . .

Since 1896, when Clemson's first football team took the field, the Tigers have won 387 games, lost 312 and tied 40. Listed below are the milestone games:

Victory No. 1 — Defeated Furman, 14-6, in 1896
Defeat No. 1 — Lost to South Carolina, 12-6, in 1896

Victory No. 25 — Defeated Auburn, 16-0, in 1902
Defeat No. 25 — Lost to V.P.I., 6-0, in 1909

Victory No. 50 — Defeated The Citadel, 17-0, in 1909
Defeat No. 50 — Lost to Georgia, 13-0, in 1915

Victory No. 75 — Defeated South Carolina, 27-0, in 1916
Defeat No. 75 — Lost to Centre, 21-0, in 1922

Victory No. 100 — Defeated South Carolina, 3-0, in 1922
Defeat No. 100 — Lost to Furman, 30-0, in 1926

Victory No. 125 — Defeated V.M.I., 12-0, in 1928
Defeat No. 125 — Lost to Ole Miss, 13-0, in 1933

Victory No. 150 — Defeated Presbyterian, 6-0, in 1934
Defeat No. 150 — Lost to Auburn, 28-7, in 1941

Victory No. 175 — Defeated Kentucky, 14-0, in 1938
Defeat No. 175 — Lost to Tulane, 54-13, in 1946

Victory No. 200 — Defeated South Carolina, 18-6, in 1942
Defeat No. 200 — Lost to V.P.I., 18-7, in 1954

Victory No. 225 — Defeated South Carolina, 13-7, in 1948
Defeat No. 225 — Lost to South Carolina, 21-14, in 1961

Victory No. 250 — Defeated Boston College, 21-2, in 1951
Defeat No. 250 — Lost to Georgia, 24-17, in 1967

Victory No. 275 — Defeated Virginia, 7-0, in 1956
Defeat No. 275 — Lost to Georgia Tech, 24-14, in 1971

Victory No. 300 — Defeated Texas Christian, 23-7, in 1959
Bluebonnet Bowl game

Defeat No. 300 — Lost to Duke, 25-21, in 1975

Victory No. 325 — Defeated Virginia, 29-7, in 1964

Victory No. 350 — Defeated Maryland, 40-0, in 1969

Victory No. 375 — Defeated Wake Forest, 16-14, in 1975

POST SEASON HONORS

(We have made an effort to tabulate a list of Clemson athletes who have made All-American, All-Southern Conference, All-South, All-South Atlantic, All-Atlantic Coast Conference, and any other honor of sectional or national importance. In our research the first mention of an All-Southern Conference team was made in 1902. Any additions or corrections to the below-listed names will be appreciated. All listings are first team unless otherwise designated.)

ALL-AMERICAN

1939—Banks McFadden, Back (consensus)
1940—Joe Blalock, End
1941—Joe Blalock, End
1945—Ralph Jenkins, Center (2nd)
1948—Bobby Gage, Safety
1950—Jackie Calvert, Safety
1952—Tom Barton, Guard (2nd)
1955—Joel Wells, Back (3rd)
1959—Lou Cordileone, Tackle
1966—Wayne Mass, Offensive Tackle
1967—Harry Olszewski, Offensive Guard (consensus)
1970—Dave Thompson, Offensive Guard
1974—Bennie Cunningham, Tight End (consensus)
1975—Bennie Cunningham, Tight End (consensus)
1977—Joe Bostic, Offensive Guard

ACADEMIC ALL-AMERICAN

1956—Charlie Bussey, Back (3rd)
1957—Harvey White, Back (2nd)
1959—Lou Cordileone, Tackle
1971—Don Kelley, End (2nd)
1971—Ben Anderson, Defensive Back (2nd)

NATIONAL FOOTBALL FOUNDATION AND HALL OF FAME

These men have received the highest honor the game of football accords in their selection to the Hall of Fame located in New York, New York.

COACH

Jess Neely, Coach 1931-39 (Elected January 10, 1971)

PLAYER

Banks McFadden, Back 1939 (Elected February 18, 1959)

CITIZEN SAVINGS ATHLETIC FOUNDATION HALL OF FAME

Clemson representatives have received recognition from the Citizen Savings Foundation (formerly the Helms Athletic Foundation) which is located in Los Angeles, California.

PLAYER

Banks McFadden, Back 1937-38-39 (Elected 1969)

SPORTS INFORMATION DIRECTOR

Bob Bradley, 1954-Present (Elected 1972)

SILVER ANNIVERSARY ALL-AMERICA

Selected by Sports Illustrated Magazine honoring successful men who have played college football 25 years ago.
Buck Priester, Lineman, Class of 1932 (Selected in 1957)

NATION'S MOST VERSATILE ATHLETE

Banks McFadden, football, basketball, track 1939-40

SWEDE NELSON SPORTSMANSHIP AWARD

Selected by the Boston Touchdown Club and awarded to the player who most exemplifies sportsmanship in college athletics for the United States.

1953 Don King, football

TEAGUE AWARD

Given annually and selected by the sportswriters in North Carolina and South Carolina to the Amateur Athlete of the Year in the two states.

1940—Banks McFadden

1950—Fred Cone

THE McKELVIN AWARD

Given annually to the Athlete-of-the-Year in the Atlantic Coast Conference.

1947-48—Frank Gillespie (football, basketball, baseball)

EARL H. BLAIK FELLOWSHIP

A scholarship given annually, sponsored by the NCAA, to a deserving scholar-athlete in the memory of the legendary Army coach, Earl Blaik.

1964—Jimmy Bell, Quarterback

MEDICAL AWARDS FOUNDATION AWARD

Given in conjunction with the NCAA scholarship awards to a deserving scholar-athlete who is entering the medical profession.

1964—Jimmy Bell, Quarterback

ALGERNON SYDNEY SULLIVAN AWARD

Chosen in recognition of excellence in maintaining high ideals of living, his spiritual qualities, and his generous and disinterested service to others.

1956—Joe Bowen, End

1970—Jm Sursavage, Linebacker

NCAA POST-GRADUATE SCHOLARSHIP

Given to a deserving scholar-athlete who is entering post graduate work in conjunction with the NCAA scholarship fund.

1964—Jimmy Bell, Quarterback (Medical School)

1967—Jimmy Addison, Quarterback (Law School)

1972—Ben Anderson, Defensive Back (Law School)

ROBERT A. BOWEN SCHOLARSHIP

(Given in honor of Robert Bowen to a Clemson student who has made an outstanding contribution to the Tiger football program and has excelled in his academic performance at the University.)

1968—Rick Gilstrap, TB

1970—Jim Sursavage, LB

1970—John McMakin, TE

1971—John McMakin, TE

1975—Gary Alexander, OT

1975—Kevin Kreis, C

1976—Mike O'Cain, QB

1976—Gary Webb, DB

1976—Jimmy Weeks, OT

JIM WEAVER POST-GRADUATE SCHOLARSHIP

Presented by the Atlantic Coast Conference to a deserving scholar-athlete in memory of the late commissioner of the league.

1972—Ben Anderson, Defensive Back

ACC PLAYER-OF-THE-YEAR

Presented annually by the Atlantic Coast Conference sportswriters to the outstanding player in the conference for that season.

1967—Buddy Gore, Tailback

1977—Steve Fuller, Quarterback

JACOBS BLOCKING TROPHY (ACC)

Presented annually since 1954 by Dr. W. J. Jacobs of Clinton, S. C. to the outstanding blocker in the Atlantic Coast Conference, based on a poll of the sportswriters.

1959—Doug Cline, Fullback

1966—Wayne Mass, Tackle

1967—Harry Olszewski, Guard

JACOBS BLOCKING TROPHY (STATE)

Presented annually by Dr. W. J. Jacobs of Clinton, S. C. to the outstanding blocker in the state of South Carolina based on a poll of the sportswriters.

1928—O. D. Padgett, BB	1957—Bill Thomas, C
1930—Grady Salley, WB	1959—Doug Cline, FB
1937—Don Willis, FB	1964—Billy Ward, HB
1938—Don Willis, FB	1965—Bo Ruffner, FB
1942—Marion Craig, BB	1966—Wayne Mass, T
1944—Alton Cumbie, BB	1967—Harry Olszewski, G
1945—Alton Cumbie, BB	1968—Joe Lhotsky, T
1948—Robert Martin, BB	1970—Dave Thompson, G
1950—Dick Hendley, BB	1973—Ken Peeples, G
1955—Dick Marazza, T	1974—Ken Peeples, T

ALL-SOUTHERN (1902-1953)

1902—Hope Sadler, E	1938—Don Willis, B
1902—John Maxwell, QB	1939—Joe Blalock, E
1903—Vet Sitton, E	1939—George Fritts, T
1903—O. L. Derrick, G	1939—Banks McFadden, B
1903—John Maxwell, QB	1939—Shad Bryant, B
1903—Jock Hanvey, FB	1940—Joe Blalock, E
1904—O. L. Derrick, T	1940—George Fritts, T
1905—O. L. Derrick, T	1940—Charlie Timmons, B
1905—Fritz Furtick, HB	1941—Joe Blalock, E
1913—W. A. Schilletter, T	1941—George Fritts, T
1917—Mutt Gee, C	1941—Charlie Timmons, B
1919—L. M. Lightsey, G	1942—Chip Clark, E
1919—R. C. Potts, G	1944—Ralph Jenkins, C
1919—Stumpy Banks, B	1945—Ralph Jenkins, C
1920—L. M. Lightsey, G	1945—Bob Turner, T
1922—L. M. Lightsey, T	1948—Frank Gillespie, G
1928—O. K. Pressley, C	1948—Bobby Gage, B
1929—Goat McMillan, TB	1949—Ray Matthews, B
1935—Tom Brown, T	1950—Glenn Smith, E
1935—Clarence Inabinet, G	1950—Fred Cone, B
1937—Charlie Woods, C	1951—Glenn Smith, E
1937—Bob Bailey, B	1951—Billy Hair, B
1938—Gus Goins, E	1952—Billy Hair, B

ALL-SOUTH

1937—Charlie Woods, C	1939—Banks McFadden, B
1937—Don Willis, B	1948—Bobby Gage, B
1938—Gus Goins, E	1950—Windy Wyndham, LB
1938—Don Willis, B	1950—Bob Patton, T
1939—George Fritts, T	1952—Tom Barton, G
1939—Bob Sharpe, C	

ALL-SOUTH ATLANTIC

1930—Red Fordham, C	1935—Clarence Inabinet, G
1930—Bob Jones, E	1936—Mac Folger, B
1934—Randy Hinson, B	

ACADEMIC ALL-ACC

1954—Billy O'Dell, B	1965—Frank Pearce, K
1955—Charlie Bussey, B	1966—Edgar McGee, OE
1956—Charlie Bussey, B	1966—Wayne Mass, OT
1957—Charlie Horne, B	1966—Jimmy Addison, QB
1957—Harvey White, B	1966—Floyd Rogers, DT
1958—Doug Cline, B	1967—Jimmy Addison, QB
1958—Jim Padgett, T	1969—Don Kelley, DB
1958—Harvey White, B	1969—Rick Medlin, FB
1959—Lou Cordileone, T	1969—Jim Sursavage, OE
1960—Lowndes Shingler, B	1970—Ben Anderson, DB
1961—Tommy King, E	1970—Don Kelley, DB
1962—Oscar Thorsland, E	1970—Jim Sursavage, LB
1963—Jim Parker, QB	1971—Ben Anderson, DB
1963—Tracy Childers, G	1971—Bobby Johnson, DB
1964—Jimmy Bell, QB	1971—Don Kelley, OE
1964—Richard Cooper, G	1972—Ben Anderson, DB

1972—Karl Andreas, TE
 1972—Bobby Johnson, DB
 1973—Art Brisacher, OG
 1973—Jeff Stocks, DE
 1973—Karl Andreas, TE
 1974—Maret Cobb, C
 1974—Mark Fellers, QB

1975—Mark Lee, DB
1976—Steve Fuller, QB
1976—Jimmy Weeks, OT
1977—Steve Fuller, QB
1977—Rick Weddington, FLK
1977—Jimmy Weeks, OT

ALL-ATLANTIC COAST

1953—Dreher Gaskin, E
 1954—Clyde White, T
 1954—Scott Jackson, E
 1955—Joel Wells, B
 1956—John Grdijan, G
 1956—Charlie Bussey, B
 1956—Joel Wells, B
 1957—John Grdijan, G
 1957—Harvey White, B
 1958—Ray Masneri, E
 1958—Bill Thomas, C
 1968—Jim Padgett, T
 1959—Gary Barnes, E
 1959—Doug Cline, FB
 1959—Lou Cordileone, T
 1959—Bill Mathis, HB
 1959—Harold Olson, T
 1959—Paul Snyder, C
 1960—Lowndes Shingler, QB
 1961—Tommy King, E
 1962—Don Chuy, T
 1963—Ted Bunton, C
 1963—Billy Weaver, G
 1963—Pat Crain, FB
 1965—Butch Sursavage, DE
 1965—Johnny Boyette, OT
 1965—Bill Hecht, LB
 1965—Hugh Mauldin, TB
 1966—Jimmy Addison, QB
 1966—Wayne Mass, OT
 1966—Harry Olszewski, OG
 1966—Wayne Page, DB
 1966—Butch Sursavage, DE
 1967—Jimmy Catoe, LB

1967—Ronnie Ducworth, DE
 1967—Buddy Gore, TB
 1967—Frank Liberatore, DB
 1967—Wayne Mass, OT
 1967—Harry Olszewski, OG
 1968—Joe Lhotsky, OT
 1968—Buddy Gore, TB
 1968—Ronnie Ducworth, DE
 1968—John Cagle, DT
 1968—Jimmy Catoe, LB
 1969—Charlie Waters, OE
 1969—Ray Yauger, TB
 1969—Ivan Southerland, DE
 1970—Dave Thompson, OG
 1970—Don Kelley, DB
 1971—Wayne Baker, DE
 1971—Larry Hefner, LB
 1971—John McMakin, TE
 1972—Frank Wirth, DT
 1973—Ken Pengitore, QB
 1973—Peanut Martin, DB
 1973—Ken Peeples, OG
 1974—Willie Anderson, MG
 1974—Bennie Cunningham, TE
 1974—Jim Ness, DB
 1974—Ken Peeples, OT
 1975—Bennie Cunningham, TE
1977—Joe Bostic, OG
1977—Jonathan Brooks, DE
1977—Lacy Brumley, OT
1977—Jerry Butler, SE
1977—Steve Fuller, QB
1977—Steve Ryan, DB
1977—Randy Scott, LB

TIGERS IN ALL-STAR ACTION

AMERICAN BOWL GAME

(Tampa, Fla.)

1972—Don Kelley, DB

BLUE-GRAY GAME

(Montgomery, Ala.)

1939—Charlie Woods, L
 1939—Don Willis, B
 1941—George Fritts, L
 1941—Joe Blalock, L
 1944—Sid Tinsley, B
 1946—Ralph Jenkins, L
 1949—John Poulos, L
 1949—Gene Moore, L
 1953—Dreher Gaskin, L
 1954—Clyde White, L
 1954—Scott Jackson, L
 1955—Wingo Avery, L
 1957—John Grdijan, L
 1957—Dick DeSimone, L
 1959—Harvey White, B

1959—Paul Snyder, L
 1959—Harold Olson, L
 1959—Bill Mathis, B
 1966—Mike Facciolo, L
 1966—Phil Marion, B
 1970—Jack Anderson, Flk
 1970—Dave Thompson, L
 1970—Ray Yauger, RB
 1971—Don Kelley, SE
 1971—Larry Hefner, LB
 1971—Jim Dorn, OL
 1972—Wade Hughes, RB
 1972—Rick Harrell, C
 1974—Ken Peeples, OL

SENIOR BOWL

(Mobile, Ala.)

1950—Gene Moore, C	1960—Bill Mathis, B
1952—Glenn Smith, E	1962—Ronnie Osborne, T
1954—Dreher Gaskin, E	1968—Harry Olszewski, OG
1957—Billy Hudson, OT	1971—Dave Thompson, C
1957—Joel Wells, B	

HULA BOWL

(Honolulu, Hi.)

1960—Lou Cordileone, T	1969—Wayne Mulligan, C
1962—Gary Barnes, OE	1976—Bennie Cunningham, TE
1968—Wayne Mass, OT	

EAST-WEST GAME

(San Francisco, Cal.)

1960—Lou Cordileone, T	1967—Harry Olszewski, OG
1960—Lowndes Shingler, B	1968—Wayne Mulligan, C
1961—Gary Barnes, OE	1971—John McMakin, TE
1962—Don Chuy, T	1975—Bennie Cunningham, TE
1967—Wayne Mass, OT	

JAPAN BOWL

(Tokyo, Japan)

1975—Bennie Cunningham, TE

COLLEGE ALL-STAR GAME

(Chicago, Ill.)

1940—Banks McFadden, HB	1960—Lou Cordileone, T
1953—Tom Barton, G	1963—Don Chuy, T
1954—Dreher Gaskin, E	1970—Charlie Waters, DB
1954—Nathan Gressette, T	1975—Bennie Cunningham, TE

COACHES ALL-AMERICA GAME

(Lubbock, Texas)

1968—Harry Olszewski, OG	1972—John McMakin, TE
1970—Charlie Waters, DB	1976—Don Testerman, RB

Clemson's 10 Largest Victories . . .

Year	Pts.		Score		Score
1901	122	Clemson	122	Guilford	0
1915	99	Clemson	99	Furman	0
1945	76	Clemson	76	Presbyterian	0
1930	75	Clemson	75	Newberry	0
1903	73	Clemson	73	Georgia Tech	0
1929	68	Clemson	68	Newberry	0
1957	66	Clemson	66	Presbyterian	0
1918	65	Clemson	65	Camp Sevier	0
1900	64	Clemson	64	Davidson	0
1949	62	Clemson	69	Presbyterian	7

Clemson's 10 Worst Defeats . . .

Year	Pts.		Score		Score
1931	67	Clemson	7	Alabama	74
1921	56	Clemson	0	Auburn	56
1975	56	Clemson	0	Alabama	56
1920	55	Clemson	0	Georgia	55
1918	53	Clemson	13	Camp Hancock	66
1944	51	Clemson	0	Georgia Tech	51
1969	51	Clemson	0	Auburn	51
1972	49	Clemson	3	Oklahoma	52
1926	47	Clemson	0	Auburn	47
1924	44	Clemson	6	Virginia Tech	50
1931	44	Clemson	0	Tennessee	44
1970	44	Clemson	0	Auburn	44

The Last Time . . .

A punt was returned for a touchdown:

Clemson — 85 yards — Don Kelley vs. Maryland, Oct. 31, 1970, at College Park, Md. (Clemson 24, Maryland 11).

Opponents — 69 yards — Phil Lamm of North Carolina, Nov. 4, 1972, at Clemson (Clemson 10, North Carolina 26).

A kickoff was returned for a touchdown:

Clemson — 98 yards — Hal Davis vs. Georgia, Oct. 13, 1962, at Clemson (Clemson 10, Georgia 24).

Opponents — 92 yards — John Schultz of Maryland, Nov. 15, 1975, at Clemson (Clemson 20, Maryland 22).

An interception was returned for a touchdown:

Clemson — 93 yards — Rex Varn vs. Maryland, Sept. 10, 1977, at Clemson (Clemson 14, Maryland 21).

Opponents — 76 yards — Wyatt Washington of Tulane, Sept. 13, 1975, at Clemson (Clemson 13, Tulane 17).

A punt was blocked:

Clemson — Joe Blackwell vs. North Carolina, Nov. 7, 1964, at Clemson (Clemson 0, North Carolina 29).

Opponents — Mark Prudhomme of Alabama, Sept. 20, 1975, at Tuscaloosa, Ala., (Clemson 0, Alabama 56).

A punt was blocked for a touchdown:

Clemson — Joe Blackwell vs. Wake Forest, Oct. 17, 1964, at Winston-Salem, N. C. Blackwell blocked quick kick at Wake Forest eight-yard line. Butch Robbins fell on ball in end zone (Clemson 21, Wake Forest 2).

Opponents — Bill Brafford of North Carolina, Nov. 6, 1971, at Chapel Hill, N. C., blocked a punt at the Clemson 15-yard line and carried it in for a score (Clemson 13, North Carolina 26).

A safety was scored:


Clemson — High pass from center over the head of Maryland punter, Greg Fries, into the end zone for a safety, Nov. 1, 1969 at Clemson (Clemson 40, Maryland 0).

Opponents — Mark Prudhomme of Alabama blocked a punt through the end zone for a safety, Sept. 20, 1975 at Tuscaloosa, Ala., (Clemson 0, Alabama 56).

A fumble was recovered for a touchdown:

Clemson — Smiley Sanders vs. Kentucky, Sept. 11, 1971, at Clemson (Clemson 10, Kentucky 13).

Opponents — Eddie Porter of Georgia Tech, Sept. 28, 1974, at Clemson (Clemson 21, Ga. Tech 17).



Lester Brown dives over the line of scrimmage to score in Clemson's 31-14 win over Georgia Tech.

Through The Years . . .

YEAR	W	L	T	CU PTS	OPP PTS	CAPTAIN	COACH
1896	2	1	0	36	18	R. G. Hamilton	W. M. Riggs
1897	2	2	0	28	58	W. T. Brock	W. M. Williams
1898	3	1	0	110	20	A. B. Shealy	J. A. Penton
1899	4	2	0	109	40	J. N. Walker	W. M. Riggs
1900	6	0	0	222	10	J. N. Walker	John W. Heisman
1901	3	1	1	190	38	Claude Douthit	John W. Heisman
1902	6	1	0	152	22	Hope Sadler	John W. Heisman
1903	4	1	1	167	22	Hope Sadler	John W. Heisman
1904	3	3	1	50	45	Joe B. Holland	A. B. Shealy
1905	3	2	1	81	63	O. L. Derrick	E. B. Cochems
1906	4	0	3	38	4	Fritz Furtick	Bob Williams
1907	4	4	0	67	45	J. M. McLaurin	Frank Shaughnessy
1908	1	6	0	26	102	Stricker Coles	J. N. Stone
1909	6	3	0	93	43	C. M. Robbs	Bob Williams
1910	4	3	1	106	54	W. H. Hankel	Frank Dobson
1911	3	5	0	71	110	Paul Bissell	Frank Dobson
1912	4	4	0	179	126	W. B. Britt	Frank Dobson
1913	4	4	0	112	98	A. P. Gandy	Bob Williams
1914	5	3	1	167	123	W. A. Schilletter	Bob Williams
1915	2	4	2	118	48	W. K. McGill	Bob Williams
1916	3	6	0	81	146	S. S. Major	Wayne Hart
1917	6	2	0	183	64	F. L. Witsell	E. A. Donahue
1918	5	2	0	199	101	Stumpy Banks	E. A. Donahue
1919	6	2	2	151	55	Stumpy Banks	E. A. Donahue
1920	4	6	1	99	147	Boo Armstrong	E. A. Donahue
1921	1	6	2	55	187	J. H. Spearman	E. J. "Doc" Stewart
1922	5	4	0	170	109	E. H. Emanuel	E. J. "Doc" Stewart
1923	5	2	1	91	65	Butch Holohan	Bud Saunders
1924	2	6	0	80	96	Charlie Robinson	Bud Saunders
1925	1	7	0	18	160	G. I. Finklea	Bud Saunders
1926	2	7	0	20	169	B. C. Harvey	Cul Richards
							Bud Saunders
							Bob Williams
1927	5	3	1	74	84	Bud Eskew	Josh Cody
1928	8	3	0	192	77	O. K. Pressley	Josh Cody
1929	8	3	0	236	110	O. D. Padgett	Josh Cody
1930	8	2	0	239	82	Johnnie Justus	Josh Cody
1931	1	6	2	19	164	A. D. Fordham	Jess Neely
1932	3	5	1	89	111	Bob Miller	Jess Neely
1933	3	6	2	50	98	John Heinemann	Jess Neely
1934	5	4	0	89	85	Henry Woodward	Jess Neely
1935	6	3	0	147	99	Henry Shore	Jess Neely
1936	5	5	0	98	95	Net Berry	Jess Neely
1937	4	4	1	128	64	H. D. Lewis	Jess Neely
1938	7	1	1	145	56	Charlie Woods	Jess Neely
1939	9	1	0	165	45	Joe Payne	Jess Neely
1940	6	2	1	182	73	Red Sharpe	Frank Howard
1941	7	2	0	233	90	Wade Padgett	Frank Howard
1942	3	6	1	100	138	Charlie Wright	Frank Howard
1943	2	6	0	94	185	Ralph Jenkins	Frank Howard
1944	4	5	0	165	179	Ralph Jenkins	Frank Howard
1945	6	3	1	211	73	Ralph Jenkins	Frank Howard
1946	4	5	0	147	174	Chip Clark	Frank Howard
1947	4	5	0	206	146	Cary Cox	Frank Howard
1948	11	0	0	274	76	Bob Martin	Frank Howard
						Phil Prince	
1949	4	4	2	232	216	Gene Moore	Frank Howard
1950	9	0	1	344	76	Fred Cone	Frank Howard
1951	7	3	0	196	97	Bob Patton	Frank Howard
1952	2	6	1	112	157	George Rodgers	Frank Howard
1953	3	5	1	139	172	Dreher Gaskins	Frank Howard
						Nathan Gressette	
1954	5	5	0	193	121	Clyde White	Frank Howard
						Buck George	
						Scott Jackson	
						Mark Kane	
1955	7	3	0	206	144	Don King	Frank Howard
1956	7	2	2	167	101	Charlie Bussey	Frank Howard
1957	7	3	0	216	78	John Grdijan	Frank Howard
						Leon Kaltenbach	
1958	8	3	0	169	138	Bill Thomas	Frank Howard
1959	9	2	0	285	103	Paul Snyder	Frank Howard
						Harvey White	
1960	6	4	0	197	125	Lowndes Shingler	Frank Howard
						Dave Lynn	
1961	5	5	0	199	126	Ron Andreo	Frank Howard
						Calvin West	

YEAR	W	L	T	CU PTS	OPP PTS	CAPTAIN	COACH
1962	6	4	0	168	130	Dave Hynes	Frank Howard
1963	5	4	1	181	140	Tracy Childers	Frank Howard
1964	3	7	0	105	135	Ted Bunton	Frank Howard
						Johnny Boyette	
1965	5	5	0	117	137	Bill Hecht	Frank Howard
						Floyd Rogers	
1966	6	4	0	174	177	Mike Facciolo	Frank Howard
1967	6	4	0	166	128	Jimmy Addison	Frank Howard
						Frank Liberatore	
1968	4	5	1	184	179	Billy Ammons	Frank Howard
						Ronnie Ducworth	
						Jimmy Catoe	
1969	4	6	0	178	250	Charlie Tolley	Frank Howard
						Ivan Southerland	
1970	3	8	0	164	313	B. B. Elvington	Hootie Ingram
						Jim Sursavage	
						Ray Yauger	
1971	5	6	0	155	202	Larry Hefner	Hootie Ingram
						John McMakin	
1972	4	7	0	143	245	Wade Hughes	Hootie Ingram
						Buddy King	
						Frank Wirth	
1973	5	6	0	231	263	Mike Buckner	Red Parker
						Ken Pengitore	
1974	7	4	0	246	250	Willie Anderson	Red Parker
						Mark Fellers	
						Jim Ness	
						Ken Peebles	
1975	2	9	0	177	381	Bennie Cunningham	Red Parker
						Neal Jetton	
						Dennis Smith	
						Jimmy Williamson	
1976	3	6	2	172	237	Malcolm Marler	Red Parker
						Mike O'Cain	
						Randy Scott	
						Joey Walters	
1977	8	2	1	225	129		Charley Pell

Against All Competition . . .

Opponent	Played	Won	Lost	Tied	Pts.	Opp.
Alabama	14	3	11	0	117	356
Army	1	0	1	0	6	21
Auburn	44	11	31	2	356	867
Bingham	1	1	0	0	55	0
Boston College	12	7	4	1	245	188
Camp Gordon	4	4	0	0	72	0
Camp Hancock	1	0	1	0	13	66
Camp Sevier	1	1	0	0	65	0
Centre	3	0	3	0	7	63
Charlotte "Y"	1	1	0	0	10	0
Citadel	32	26	5	1	534	125
Col. of Pacific	1	0	1	0	7	21
Colorado	1	0	1	0	21	27
Cumberland	1	0	0	1	11	11
Davidson	20	11	5	4	239	125
Duke	22	10	11	1	284	343
Duquesne	4	4	0	0	162	53
Elon	1	1	0	0	60	0
Erskine	8	7	1	0	242	19
Florida	13	3	9	1	161	313
Florida State	3	1	2	0	35	93
Fordham	1	0	0	1	12	12
Furman	47	33	10	4	1068	375
Geo. Washington	5	3	1	1	59	13
Georgia	46	12	31	3	445	838
Georgia Tech	47	11	34	2	555	996
Georgia Pre-Flight	1	0	1	0	6	32
Guilford	1	1	0	0	122	0
Howard	3	3	0	0	98	0
Jacksonville NAS	1	0	1	0	6	24
Kentucky	7	1	6	0	56	117
Louisiana State	1	0	1	0	0	7

Opponent	Played	Won	Lost	Tied	Pts.	Opp.
Maryland	26	10	15	1	348	438
Maryville	1	1	0	0	35	0
Mercer	7	4	3	0	125	49
Miami (Fla.)	5	1	4	0	28	95
Mississippi	2	0	2	0	7	39
Mississippi State	2	1	0	1	28	14
Missouri	2	2	0	0	58	23
Navy	1	1	0	0	15	7
Newberry	6	6	0	0	288	7
North Carolina	26	14	11	1	456	457
N. C. State	46	29	16	1	591	467
Notre Dame	1	0	1	0	17	21
Oglethorpe	1	0	1	0	0	12
Oklahoma	2	0	2	0	17	83
Pensacola NAS	1	1	0	0	7	6
Port Royal	1	1	0	0	19	0
Presbyterian	39	32	3	4	1136	139
Rice	6	3	3	0	83	104
Riverside	1	1	0	0	26	0
Sewanee	1	0	1	0	5	11
South Carolina	75	43	29	3	1255	855
Southern Cal	1	0	1	0	0	30
Southwestern	2	1	0	1	33	18
Tennessee	18	5	11	2	127	255
Texas A&M	2	0	2	0	15	54
Texas Christian	3	2	1	0	36	21
Tulane	9	3	6	0	133	170
Vanderbilt	4	1	3	0	32	111
Villanova	1	0	1	0	7	14
Virginia	17	17	0	0	467	194
Virginia Military	12	5	5	2	194	123
Virginia Tech	16	9	6	1	225	183
Wake Forest	43	21	11	1	842	493
Wofford	11	8	3	0	184	53
TOTALS	739	387	312	40	11988	9661

Clemson Memorial Stadium — "Death Valley"

In the past 36 seasons, 28 teams have made appearances in Clemson's Memorial Stadium, now pretty widely known as "Death Valley." Nine teams (George Washington, Kentucky, Villanova, Alabama, Georgia, Auburn, Texas A&M, Florida State, Maryland and Notre Dame) have an edge on the Tigers' home ground and six of these, (George Washington, Kentucky, Villanova, Florida State, Texas A&M and Notre Dame, have just played one game in Memorial Stadium.

Clemson has shutout opponents 30 times in "Death Valley" (Presbyterian 9 times; N. C. State 4; Wake Forest 3; Virginia, Furman, Citadel and Duquesne twice each; and VPI, Auburn, Duke, North Carolina, Texas Christian and Maryland, once each). The Tigers have been shutout 10 times at home in 36 seasons, the last time being in 1976 when Georgia blanked Clemson 41-0.

Between the Maryland shutout in 1953 and the Duke blanking in 1962, the Tigers scored in 38 consecutive home games.

There have been three ties in 147 games played in the stadium, one with Mississippi State in 1949, one with Georgia in 1963, and last fall's 18-18 Duke deadlock.

In 1974 the field was named The Frank Howard Field of Clemson Memorial Stadium in honor of the Tigers' legendary coach Frank Howard.

TEAM RECORDS IN DEATH VALLEY

Team	G	W	L	T	Pct.	Clem. Pts.	Opp. Pts.
Furman	10	10	0	0	1.000	326	68
Virginia	10	10	0	0	1.000	272	138
The Citadel	5	5	0	0	1.000	120	19
Duquesne	3	3	0	0	1.000	128	20
Virginia Military	1	1	0	0	1.000	57	12
Pensacola NAS	1	1	0	0	1.000	7	6
Texas Christian	1	1	0	0	1.000	3	0
Georgia Tech	1	1	0	0	1.000	21	17
Presbyterian	16	15	1	0	.938	710	66
Virginia Tech	4	3	1	0	.750	76	21
Wake Forest	19	14	5	0	.737	384	244
South Carolina	9	6	3	0	.667	179	117
Boston College	3	2	1	0	.667	82	54
North Carolina	10	6	4	0	.600	212	200
Duke	8	4	3	1	.563	99	107
N. C. State	13	7	6	0	.536	171	155
Tulane	2	1	1	0	.500	34	23
Mississippi State	1	0	0	1	.500	7	7
Maryland	13	5	8	0	.385	240	208
Auburn	6	2	4	0	.333	111	145
Georgia	8	2	5	1	.313	94	185
Alabama	2	0	2	0	.000	23	51
Florida State	1	0	1	0	.000	7	43
George Washington	1	0	1	0	.000	0	7
Kentucky	1	0	1	0	.000	10	13
Villanova	1	0	1	0	.000	7	14
Texas A&M	1	0	1	0	.000	15	30
Notre Dame	1	0	1	0	.000	17	21
TOTALS	152	99	50	3	.661	3412	2097

(NOTE: Tie game is half game won, half game lost.)

Stadium Facts . . .

Most Clemson stadium points:

Southern Conference: 57 points (57-12 over Virginia Military, 1944; 57-2 over Furman, 1950)

Atlantic Coast Conference: 54 points (54-32 over North Carolina, 1974)

Non-Conference: 76 points (76-0 over Presbyterian, 1945)

Most opponent stadium points:

Southern Conference: 41 points (41-12 by Wake Forest, 1943)

Atlantic Coast Conference: 45 points (45-7 by N. C. State, 1975)

Non-Conference: 45 points (45-19 by Auburn, 1953)

Last tie game in stadium:

Clemson 18, Duke 18, 1976

Widest Clemson margin of victory in stadium:

Southern Conference: 55 points (57-2 over Furman, 1950)

Atlantic Coast Conference: 40 points (40-0 over Maryland, 1969)

Non-Conference: 76 points (76-0 over Presbyterian, 1945)

Widest margin of defeat for Clemson in stadium:

Southern Conference: 29 points (41-12 by Wake Forest, 1943)

Atlantic Coast Conference: 38 points (45-7 by N. C. State, 1975)

Non-Conference: 44 points (44-0 by Auburn, 1970)

Most combined stadium points (both teams):

Southern Conference: 69 points (57-12 over Virginia Military, 1944)

Atlantic Coast Conference: 86 points (54-32 over North Carolina, 1974)

Non-Conference: 76 points (76-0 over Presbyterian, 1945; 69-7 over Presbyterian, 1949)

Tie Game: 36 points (18-18 with Duke, 1976)

Most stadium games won by Clemson in single season:

6 games (1974)

Most stadium games lost by Clemson in single season:

4 games (1970, 1975)

3 games (1962, 1971, 1973)

Longest stadium winning streak:

10 games (During 1949-50-51 seasons)

9 games (During 1957-58-59 seasons)

Longest stadium losing streak:

4 games (1970)

3 games (1962, 1975)

Since Stadium was dedicated 35 seasons ago (1942):

Clemson has had only one season (1943) where the Tigers failed to win a game. They lost their only two home appearances then.

Field: Runs East and West

Press Box: Located at top South stands

Record Stadium crowd: 54,486, South Carolina, 1976

Record stadium crowd (non-conference): 54,486, South Carolina, 1976

Record stadium conference crowd: 53,247, South Carolina, 1968

Stadium Capacity: 43,451. Original stadium built in 1942 to seat 20,000. Addition of 18,000 sideline seats made prior to 1958 season. West end zone seats added prior to 1960 season.

1938 - 77 Attendance . . .

Season	Games Played	Season Attend.	Average Attend	Home Games	Home Attend.	Avg. Home Attend.
1938	9	100,500	11,167	3	25,500	8,500
1939	10	147,500	14,750	2	18,000	9,000
1940	9	126,000	14,000	2	20,000	10,000
1941	9	115,000	12,777	2	17,000	8,500
1942	10	100,500	10,050	3	23,500	7,833
1943	8	65,000	8,125	2	7,500	3,750
1944	9	79,000	8,777	2	13,500	6,750
1945	10	138,986	13,899	4	38,000	9,500
1946	9	155,500	17,277	3	44,000	14,666
1947	9	149,000	16,556	3	37,000	12,333
1948	11	216,614	19,692	4	66,500	16,625
1949	10	188,996	18,999	5	79,000	15,800
1950	10	248,606	24,861	4	81,000	20,250
1951	10	242,843	24,284	3	44,500	14,833
1952	9	189,161	21,017	2	44,000	22,000

1953	9	192,960	21,440	4	76,000	19,000
1954	10	197,500	19,750	4	51,500	12,875
1955	10	211,711	21,177	5	98,000	19,600
1956	11	301,552	27,413	4	71,000	17,750
1957	10	213,000	21,300	4	73,000	18,250
1958	11	352,000	32,000	5	121,000	24,200
1959	11	357,856	32,532	4	119,000	29,750
1960	10	247,780	24,778	5	141,080	28,286
1961	10	310,000	31,000	5	132,000	26,400
1962	10	291,640	29,164	5	158,000	31,600
1963	10	318,587	31,859	4	103,496	25,874
1964	10	260,725	26,073	4	112,000	28,000
1965	10	333,736	33,374	4	113,000	28,250
1966	10	355,286	35,529	4	146,237	36,559
1967	10	389,618	38,962	5	206,275	41,255
1968	10	386,432	38,643	4	147,434	36,859
1969	10	339,936	33,994	4	136,252	34,063
1970	11	367,347	33,395	6	205,376	34,229
1971	11	398,222	36,200	5	154,741	30,948
1972	11	398,732	36,248	5	192,456	38,491
1973	11	411,477	37,407	6	188,500	31,417
1974	11	440,384	40,034	6	251,424	41,904
1975	11	487,436	44,312	5	195,873	39,174
1976	11	459,845	41,804	5	221,486	44,297
1977	11	507,778	46,162	5	235,152	47,030

CLEMSON'S 15 LARGEST CROWDS

Attendance	Season	Opponent	Site	Score
82,000	1958	Louisiana State	Sugar Bowl	0-7
78,161	1976	Tennessee	Knoxville	19-21
72,552	1956	Colorado	Orange Bowl	21-27
66,334	1974	Tennessee	Knoxville	28-29
65,000	1950	Miami, (Fla.)	Orange Bowl	15-14
62,034	1963	Oklahoma	Norman	14-31
61,826	1972	Oklahoma	Norman	3-52
59,588	1967	Georgia Tech	Atlanta	0-10
59,008	1968	Georgia	Athens	13-31
58,383	1975	Alabama	Tuscaloosa	0-56
57,810	1975	Georgia	Athens	7-35
57,242	1971	South Carolina	Columbia	17-7
57,197	1975	South Carolina	Columbia	20-56
56,410	1977	South Carolina	Columbia	31-27
56,116	1968	Georgia Tech	Atlanta	21-24

10 LARGEST HOME CROWDS


Attendance	Season	Opponent	Date	Score
54,486	1976	South Carolina	Nov. 20	28-9
53,467	1977	Notre Dame	Nov. 12	17-21
53,247	1968	South Carolina	Nov. 22	3-7
52,677	1974	South Carolina	Nov. 23	39-21
51,608	1972	South Carolina	Nov. 25	7-6
50,949	1970	South Carolina	Nov. 21	32-38
50,066	1977	Virginia	Oct. 8	31-0
49,800	1977	N. C. State	Oct. 22	7-3
49,596	1967	Alabama	Oct. 28	10-13
47,237	1966	South Carolina	Nov. 26	35-10

CLEMSON UNIVERSITY

"... this side of Heaven"

"Clemson is just a little this side of Heaven — one stop before Heaven, you might say."

Those are the words of Joe Sherman '34 who gave 34½ years of service to his alma mater before he retired as the University's Director of Alumni Relations in June of 1977.



In actuality, Clemson University's 600-acre campus, located in the northwest corner of South Carolina, lies in the foothills of the Blue Ridge Mountains and is surrounded by the sparkling blue waters of Lake Hartwell. More than 70 modern, well-equipped buildings now occupy the area that once was Fort Hill, the homestead of U. S. Vice-President John C. Calhoun and University Founder Thomas G. Clemson.

The University's heritage is maintained, however, by the many old trees, lots of open green areas, and quiet walkways. From several points on campus and around this lovely college town, Lake Hartwell and the Blue Ridge Mountains provide a spectacular and inspiring view.

The Tillman clock tower, which is visible from just about everywhere on campus, and the Outdoor Theatre, which is the scene of concerts and pep rallies, are among traditional landmarks. They become comforting and familiar friends to everyone who becomes a part of Clemson.


The students, hailing from 48 states and 44 foreign countries, are offered 76 fields of study in nine undergraduate colleges, and 55 areas of graduate study.

The undergraduate academic units are the Colleges of Agricultural Sciences; Architecture; Education; Engineering; Forest and Recreation Resources; Industrial Management and Textile Science; Liberal Arts; Nursing; and Sciences.

Of the University's total enrollment of 11,383, the actual on-campus figure is 10,300, of which 62 per cent are male and 38 per cent female.

Sherman once wrote an article about Clemson on the theme that "There's Something In These Hills." It said, in part:



"There's something in these hills that brings together and binds together and holds together men and women of all persuasions, of all heights, sizes, weights, and cultural backgrounds — something that cuts across every difference, spans every gap, penetrates every wall — something that makes a man or a woman stand taller, feel better and say to all within earshot, 'I went to Clemson!' "




Clemson split receiver Jerry Butler makes a super spectacular catch, which proved to be the winning touchdown against South Carolina. The Tigers won, 31-27, (Photo by Larry Cagle, The State).

CLEMSON'S 1977 All-ACC Selections


**QB STEVE FULLER
ACC PLAYER OF THE YEAR**




OG Joe Bostic




DE Jonathan Brooks




OT Lacy Brumley



SE Jerry Butler



DB Steve Ryan



LB Randy Scott