


1981 CLEMSON FOOTBALL



All-ACC Receiver Perry Tuttle

Press, Radio and TV

If you're assigned to cover a game in Clemson's Memorial Stadium this fall, the following hints will be helpful:

ENTRANCE TO STADIUM/PRESS BOX

Enter through Gate 13 which is located on the press box (South) side of the field at the southeast corner. Should you have need to pick up tickets at our press will call gate, they will be at Gate 13. Come through Gate 13, turn right, and go straight to the elevator which will take you to the press box.

PRESS BOX

There are two levels to Clemson's new press box, located in the center of the club level of the South stands. The first level contains the photo deck, the outside PA, stadium operations & security, along with booths for field telephones, radio, networks and athletic directors for Clemson and the visiting team. The second level will be for the print media, with seating accommodations for 100 members of the working press. This level will also house Clemson's famous buffet, and the telecopier room. There is a dark room on the photo level.

WORKING CREDENTIALS

We'll appreciate getting these as early as you know your assignment. Requests for working press and photo passes are honored from SPORTS EDITORS of DAILY newspapers and RADIO & TV SPORTS DIRECTORS **ONLY**. Make request directly to BOB BRADLEY. There is not room for individual radio stations in the press box, only the two networks of the participating schools. Spouses, dates, non-workers, and anyone 16 years of age or younger, are not permitted in the press box.

PARKING PASSES AND COMPLIMENTARY TICKETS

There are a limited number of these available for use by the members of the working press, and the sooner we know of your need, the closer we will come to filling your request. Your request should be made directly to BOB BRADLEY.

TELECOPIER AND WESTERN UNION SERVICES


Our press box is equipped with eight (8) outside lines and outlets for your telecopiers, and at no charge to your paper. We will have three telecopiers at the game which can be used on a first-come, first-serve basis, and we also have press box assistants who are available to send your copy as necessary. **THERE IS NO CHARGE FOR ANY OF THESE SERVICES.** It is the responsibility of each writer to make prior arrangements with any other electronic transmission. Electrical and telephone outlets are at each seat for other equipment.

We furnish a typed play-by-play, individual and team stats, and coaches' quotes. Also, our communications center staff furnishes a packet of first half action shots — six 8 x 10 black and white prints.

LOCKER ROOM INTERVIEWS

Bob Bradley will escort those writers wishing to go to the Clemson dressing room, whereas the visiting SID will make the trip to the opponent's dressing area. This usually takes place with about three minutes showing on the scoreboard clock. The dressing rooms are located beneath the West end zone stands to your left from the press box.

Between these covers you should find just about everything you need to know about the Tigers. Please don't hesitate, however, to call on us at any time.



1981 Clemson Tiger Football Press Guide

TABLE OF CONTENTS

ACC FOOTBALL REVIEW

All-Time Standings	158	Bowl Competition	156
'80 All-ACC Team	105	Career Performances	155
Clemson's ACC Players- of-the-Week	86	Clemson's ACC Title Years	4
Final '80 Team Stats	107	Head Coaches, Through the Years	87
Final Individual Stats	106	High-Low Offensive Games By Tigers & Opponents	161
Final '80 Standings	105	Largest Victories, Worst Defeats	157
Past Champions, Year-by-Year	158	Last Time It Happened	155
Statistical Conference Champions	159	Leaders, Year-by-Year	146
Assistant Coaches, 1981	16	Longest Plays	166
Athletic Department Staff	23	One-Hundred Yard Performances	170
Athletic Director, Bill McLellan	22	Post Season Honors, Individual	139
Depth Chart, Pre-Season	Insert	Season Performances, By Classes	133
Head Football Coach, Danny Ford	14	Team, All-Time	128
Best Time to Contact	4	Tigers In All-Star Games	144
Weekly Press Conference	4	Tigers in the Pros	174
IPTAY Club	80	Versus Major Conferences	151
Junior Varsity Stats, 1980	74	Results, 1980 Varsity	2
Lettermen, Lost and Returning	Insert	Results, All-Time Since 1896	184
Lettermen, Since 1896	176	Review of 1980 Football	97
Media List	192	Roster, Varsity and Freshmen for 1981	Insert
Opponents for 1980	109	Schedule, Composite of all Opponents	Inside Back
Outlook for 1981	5	Series Scores with Opponents	121
PLAYER SKETCHES		Stadium	82, 152
All-Star Candidates	30	Strength Results	12
Freshmen	75	STATISTICS 1980	
Veterans	41	Individual	85
President Atchley	21	Starting Lineups	92
Pro Draftees, 1980	96	Superlatives	93
Radio Network	27	Team	84
RECORDS		Telephone Numbers	191
All-ACC	143	Television Appearances	190
All-Americans	139		
Against All Competition	150		
Assistant Coaches, Through the Years	172		
Attendance	148, 126		

PHOTO CREDITS: Bob Waldrup of Greenville, SC, Frank Alexander of Greenville, Earle Martin of Clemson, The Orange & White, and the Clemson Communication Center.

EDITORIAL ASSISTANCE: Kim Kelly, David McGrew, Jeff Rhodes, Dr. Harold Vigodsky.

SPECIAL CITATION: This brochure would not have been possible without the cooperation of June Roach and Elaine Swearingen of the Clemson Football Office.

ON THE COVERS: Perry Tuttle (Front Cover) is a returnee off the 1980 All-ACC team, and as we went to press, was chosen first-team pre-season All-American by **Street and Smith** magazine. Jeff Davis (#45) and Lee Nanne (#77) are pictured on the back cover. Davis, A second-team Street and Smith All-American, led the ACC in tackles last year. Nanne, a tackle, was All-ACC in 1980.

TIGER FOOTBALL 1981

This media guide has been prepared by the Clemson Sports Information Office for the use of sportswriters and sportscasters during the 1981 season.

Copies of this book are also available to alumni and friends of Clemson. Send \$3.00 in check or money order, for first class mailing to the Sports Information Office, Clemson University, P. O. Box 632, Clemson, S. C. 29631.

1981 SCHEDULE

Sept. 5	Wofford (IPTAY DAY)	1:00 PM	Clemson
Sept. 12	Tulane	8:30 PM (EDT)	New Orleans, LA
Sept. 19	Georgia	1:00 PM	Clemson
Oct. 3	Kentucky	1:30 PM	Lexington, KY
Oct. 10	Virginia (Homecoming)	1:00 PM	Clemson
Oct. 17	Duke	1:30 PM	Durham, NC
Oct. 24	N. C. State	1:00 PM	Clemson
Oct. 31	Wake Forest (Parent's Day)	1:00 PM	Clemson
Nov. 7	North Carolina	1:00 PM	Chapel Hill, NC
Nov. 14	Maryland	1:00 PM	Clemson
Nov. 21	South Carolina	1:30 PM	Columbia, SC

1980 RESULTS

Sept. 13	CU 19, Rice 3	Home	60,361 (c+)
Sept. 20	Georgia 20, CU 16	Away	61,200 (c+)
Sept. 27	CU 17, Western Carolina 10	Home	58,490 (c+)
Oct. 4	CU 13, Virginia Tech 10	Home	64,558 (c+)*
Oct. 11	CU 27, Virginia 24	Away	32,443
Oct. 18	Duke 34, CU 17	Home	59,873 (c+)
Oct. 25	N. C. State 24, CU 20	Away	44,000
Nov. 1	CU 35, Wake Forest 33	Away	28,200
Nov. 8	North Carolina 24, CU 19	Home	62,288 (c+)
Nov. 15	Maryland 34, CU 7	Away	32,650
Nov. 22	CU 27, South Carolina 6	Home	64,200 (c+)

c+-capacity plus

*-Indicates new single-game attendance record

Total Attendance 568,663 — Average 51,697

Home Attendance **369,770 — Average **61,628

** — indicates new season records

(NOTE: For the third straight year, a new total home attendance record was set in 1980 with 369,770 attending Clemson's six home games. This was 115 per cent of capacity and was 16,194 more fans than the old mark of 353,576 set in 1979 which, in turn, broke the old record of 321,763 set in 1978.

PUBLICITY STAFF

BOB BRADLEY, Sports Information Director

P. O. Box 632, Clemson, SC 29631

Office Phone: (803) 656-2101 or 2114

Home Phone: (803) 654-5419

TIM BOURRET, Associate SID, Baseball Guide Editor

Home Phone: (803) 654-2447

KIM KELLY, Assistant SID

Home Phone: (803) 654-1044

Student Assistants: Crickett Yates, Scott Jenkins,
Jeff Rhodes, Berny Delgado.

CLEMSON UNIVERSITY

GENERAL INFORMATION

Location: Clemson, South Carolina 29631

Founded: 1889

Enrollment: 11,579

President: Dr. Bill Atchley, Missouri '57

Conference: Atlantic Coast

Clemson

North Carolina

Duke

North Carolina State

Georgia Tech

Virginia

Maryland

Wake Forest

Nickname: Tigers

Colors: Purple & Orange

Stadium: Clemson Memorial (Death Valley)

53,306 permanent seats

Frank Howard Field (Natural Grass)

ATHLETIC STAFF

Faculty Chairman: Kenneth N. Vickery, Clemson '38

Athletic Director: H. C. (Bill) McLellan, Clemson '54

Assistant Athletic Director: Bobby Robinson, Furman '68

Assistant to the Athletic Director: Earle Ambrose

Executive Secretary of IPTAY: Joe Turner, Clemson '71

Ticket Manager: Van Hilderbrand, Clemson '74

Staff Assistant: Joann West

Academic Advisor: Joe White, Campbell '68

Director of Grounds & Facilities: Les Jones, Clemson

Sports Information Director: Bob Bradley, Clemson '51

Associate SID: Tim Bourret, Notre Dame '77

Assistant SID: Kim Kelly, St. Mary's (Notre Dame, IN) '80

Sports Promotions Director: Allison Dalton, Clemson '60

FOOTBALL STAFF

Head Coach: Danny Ford, Alabama '70

Defensive Line and Assistant Head Coach: Tom Harper, Kentucky '53

Tight Ends: Willie Anderson, Clemson '75

Receivers: Lawson Holland, Clemson '75

Offensive Line: Buddy King, Clemson '73

Quarterbacks: Nelson Stokley, LSU '68

Running Backs: Chuck Reedy, Appalachian State '71

Offensive Line: Larry Van Der Heyden, Iowa State '62

Defensive Backs: Curley Hallman, Texas A&M '75

Linebackers: Les Herrin, Western Carolina '71

Administrative Assistant: Don Denning, Presbyterian '60

Graduate Assistants: Steve Hale, East Carolina '78

Rex Kipps, Richmond '76

Rick Whitt, Catawba '76

TRAINING AND MEDICAL STAFF

Head Trainer: Fred Hoover, Florida State '53

Assistant Trainer: Larry Sutton, East Tennessee State '75

Assistant Trainer: Bert Henderson, Mars Hill '78

Team Physicians: Dr. Byron Harder, Medical University of South Carolina '68; Dr. Jud Hair, Medical College of South Carolina '52; Dr. Bob Burley, Medical College of South Carolina '52; Dr. Stan Ulmer, Medical University of South Carolina '77.

Team Orthopedic Surgeon: Dr. Roland Knight, Medical College of South Carolina '52.

Strength Training Director: George Dostal, Kent State '62

Equipment Manager: Len Gough, Clemson '74
Equipment Assistant: Bobby Douglas, Clemson '78
Student Athletic Trainers

Stephanie E. Blake (Gr., Aiken), Judy Riley (Gr., Seneca), James E. Bennett (Sr., Cheraw), Tony Blackwell (Sr., Gafney), Gregory Alan Craig (Sr., Otto, NC), Joseph D. Franks (Sr., Greensboro, NC), Vann L. Yates (Sr., Greensboro, NC), Patricia Anne Barrett (Jr., Chapin), Robert C. Easley (Jr., Greenville), Charles D. Winchester (Jr., Easley), Mark Abell (So., Greenwood), Kathryn Kinder (So., Greenville), William G. Long (So., Otto, NC), Michael Bowman (Fr., Marion, NC), Robby Corley (Fr., Greenwood).

Student Managers

Lawrence Mudge (Sr., Johnsonville), Ben Massingill (Jr., Easley), Jimmy Ray Seay (Jr., Spartanburg), Jeff Singleary (Jr., Charleston), Alan Wertz (Jr., Charleston), Eric Rivers (So., Spartanburg), Ricky Steen (So., Hartsville), Jim Weldon (So., Florence), Jeff Wright (So., Charlotte), Mark Garrison (Fr., Sandy Springs)

DANNY FORD'S WEEKLY PRESS CONFERENCE

Every Tuesday during the football season, Danny Ford will hold his weekly press conference.

The first gathering is scheduled for Tuesday, Sept. 1, prior to the season opener with Wofford, and the 11th and final regular season session is planned for Tuesday, Nov. 17, prior to the South Carolina game.

DAILY SPORTS REPORT

The Clemson Sports Information Office tapes a 3-minute daily sports report each morning, Monday through Friday, with emphasis on the sports during their respective seasons. Interviews are conducted with the various coaches, as well as players. To get an up-to-date report on the Tigers, call 803-654-4402.

BEST TIME TO CONTACT COACH DANNY FORD

If you find it impossible to attend his weekly press conference, Coach Danny Ford is usually available for telephone interviews in his office daily, Monday through Friday, from 10:30-11:30 a.m., and from 2:30-3:30 p.m. His office number is 803-656-2101, ext. 261.

FALL PRACTICE PLANS

New Clemson players will report to campus August the 5th. Returning players will report the 12th. The following day will be reserved for physicals with the annual Fan Picture Day set for August 23rd in Memorial Stadium.

Practice will begin on the 12th and work in pads will begin on the 15th.

CLEMSON'S ACC TITLE YEARS

Year	SEASON			CONFERENCE			POINTS	
	Won	Lost	Tied	Won	Lost	Tied	CU	Opp
1956	7	2	2	4	0	1	167	101
1958	8	3	0	5	1	0	169	138
1959	9	2	0	6	1	0	285	103
*1965	5	5	0	5	2	0	117	137
1966	6	4	0	6	1	0	174	177
1967	6	4	0	6	0	0	166	128
1978	11	1	0	6	0	0	183	71

*Co-Champion with N. C. State

TIGER OUTLOOK




Quarterback Homer Jordan

TIGERS OPTIMISTIC ABOUT RETURN TO POST-SEASON BOWL


There is an optimistic ring in the Clemson football camp for the 1981 season as Danny Ford welcomes back an experienced squad for the first time since he took over the reigns as head coach in the final game of the season in 1978. In his first two full seasons Ford and his staff were forced to throw untested freshmen and sophomores into games immediately. However, this season 50 lettermen return and all 11 starters are back on offense. With a strong nucleus returning on defense, Clemson has its best outlook since Steve Fuller and company played their final game in 1978.

"Every year we've been forced to have our freshmen players come in and contribute right away," explained Ford, comparing his first two squads to the 1981 team. "However, for the first time, they won't be forced to play right away. We've got more depth going into the season than we've had since I've been here. This year's team has experienced players who have played very well for Clemson. We don't have to worry about how the players are going to react to hostile crowds, traveling and other intangibles.

The Tigers came through spring drills following the 6-5 season in 1980 with an excellent attitude, and, despite injury problems, many of the open positions were solidified. Heading the returning lettermen are senior All-America candidates Perry Tuttle, Jeff Davis, and Lee Nanney. Tuttle has been a starting wide receiver since his sophomore year and has already broken many school records that were set by Jerry Butler, who is now a Pro Bowl receiver for the Buffalo Bills. Davis will anchor the defense this season at linebacker for the third straight year. He led the ACC in tackles by far last season with 160 in the 10 full games that he played. Lee Nanney, an All-ACC performer from last season, returns to lead the offensive line. Nanney is the strongest player in Clemson history based on weight lifting results and is an outstanding blocker.



Jeff McCall Clears The Way For Clemson's Leading Rusher in 1980, Chuck McSwain, against National Champion, Georgia



Lee Nanney (#77) Was An All-ACC Tackle Last Year.

The Offense


"It's not very often that a team gets its entire starting offense back as well as the second team intact," said Ford. "Our offense behind Homer Jordan came on very strong and made some more strides toward getting even better early in spring practice. Needless to say, our offense should be better than last season. Since the whole group has played together for a season, they know each other very well. We should be much more diversified this year than in the past two seasons."

The most talented player on the Tiger offense is wide receiver Perry Tuttle, who seems destined to break every career receiving record at Clemson and already holds the single season record for yardage and receptions. Tuttle played one year behind Jerry Butler and has been a star for the past two years. Last season, he was first-team All-ACC and led the league in receiving yards and catches per game.

"Perry has everything you look for in a receiver," said Ford. "He's the type of player that makes you say I'm glad he's on my team and not playing against me. He does everything well. Breaking most of Butler's records after three seasons shows you what kind of player he is. Tuttle is a very fluid athlete who is the fastest player on the team. He catches the ball in a crowd very well and runs excellent patterns. He is definitely going to be a big weapon for us this year."

Jerry Gaillard combines with Tuttle to give the Tigers the best pass-catching tandem in the ACC. Gaillard, who hails from Yuma, AZ, has also been a three-year starter at split end. Last year, he caught 25 passes for 369 yards. The 6-0, 179-lb senior runs expert patterns and is an excellent blocker. Despite playing in Tuttle's shadow for the past three years, Gaillard ranks in the top-ten in receiving yards at Clemson. Frank Magwood, Jeff Stockstill, and Ken Brown are three more returning lettermen.

The quarterback position is the strongest it has been since Steve Fuller graduated in 1978. Prior to this season, a new quarterback had to be found prior to ever opening game. But, Homer Jordan, who broke Fuller's total offense record for sophomores last year, returns for his junior campaign. The 6-0, 174-lb. performer from Athens, GA, came of age as a college quarterback in the last four games of the



**Perry Tuttle Should Break All Of Jerry Butler's
Records This Season.**

1980 season. Over that four-game span that included a win over Gator Bowl-bound South Carolina and contests against two other bowl participants, Jordan completed 41 of 73 passes (56.2%) for 585 yards and only had one pass intercepted. Jordan was also the second leading rusher on the team.

"It's a pretty good feeling to have the quarterback situation set going into the season," said Ford. "That's a luxury we haven't had the past two years. Early last year, he struggled a little bit, but that was due to inexperience since he had only been playing quarterback since his senior year in high school. But, he showed what he can do at the end of the season, and I think his best days are ahead of him. Homer also demonstrated outstanding leadership last season and this spring. The players know he is the quarterback and they believe in him."

The protection Jordan receives should be sturdy this year as the offensive line also returns intact. Lee Nanney, an All-ACC selection at tackle last year, heads up the group. Like the rest of the offense in 1980, the offensive line came together at the end of the season and was a solid force on the field.

"The offensive line should be much better and more capable this year," said Ford. "They've played together long enough to be a mature group ready to handle any challenge. Lee Nanney is the leader of the bunch. He has been a three-year starter and he has improved more and more each year. He should be the best in the ACC this year. Lee has all the tools and ability to be one of the best ever at Clemson. He's got confidence, strength, and the working habits of a great player."

Tony Berryhill will be the starting center for the Tigers for the second straight year. James Farr, who saw considerable action as the backup center in 1980, was shifted to guard in the spring and won the starting spot there. Gary Brown, another three-year starter, will be the right tackle on the Tiger front wall, and Brian Clark returns as the starting right guard.

The Tigers find the runningback situation in very good shape with the return of leading rusher Chuck McSwain, full-

back Jeff McCall, the return of most of the backup players, and the addition of a few new faces.


At times, McSwain was an outstanding back last season. He was the leading ground gainer for Clemson with 544 yards and averaged 4.8 yards per carry. His best game in 1980 was a 116-yard performance on 12 carries against ACC champion North Carolina. McSwain led the Tigers in rushing the last three games of the year in Clemson's offensive resurgence. McSwain, who will be a junior this year, was the ACC's Rookie-of-the-Year in 1979.

Jeff McCall has proven to be a devastating blocker from the fullback position and was the fourth-leading rusher on the team last year despite missing two games with a shoulder injury. Cliff Austin, Brendon Crite, Wilbur Bullard and Kevin Mack also return to provide a very capable backup when they are needed. Junior College transfer Braxton Williams should be pushing for considerable playing time at tailback.

"There are three tight ends who have a shot at starting this year," said Ford who is heading into his third campaign at Clemson. "Jim Wurst keeps improving year-by-year, Jeff Wells gained some valuable experience as a freshman last year, and Bubba Diggs had a good spring after red-shirting last year. This was the first spring that Diggs has been healthy since he's been here. They are all good players but one has not really stepped to the front. They are very close together in talent and we'll have to make a decision during fall practice."

The Defense

"We lost some fine football players in Steve Durham, Chuck Rose, Willie Underwood, and Eddie Geathers," commented Ford. "We have a sound nucleus returning with six starters back, but there are some very key positions that have to be filled before we can feel confident. There are two new defensive coaches on the staff for this season and another coach was switched from coaching linebackers to the defensive secondary. How well they can work together as a staff will be very important as to how good our team is this year. The defense didn't play as well as we had hoped last year, so we are looking for improvement in 1981."



Jeff Davis (#45) Led The ACC In Tackles Last Year.



Tiger Defensive Coaches Like This Kind Of Gang Tackling.

Heading up the returners is one of the best linebackers in the country, Jeff Davis. He is without a doubt one of the hardest hitting players in the country and looks to top his 160 tackle mark from 1980, a figure that led the ACC.


“Jeff Davis is an outstanding leader and the toughest defensive player around,” said Ford. “He’s like E. F. Hutton, when he talks the team listens. No linebacker I ever played with at Alabama or have coached plays as well or hits as hard as Jeff Davis. Pound for pound, he is the strongest player on the team and the hardest working. I didn’t see anybody last year that came close to Jeff’s ability and I’m sure there are not too many in the country that can compare with him. He was a leader last year and even as a sophomore in 1979 he commanded the respect of his teammates.”

Joining Davis at linebacker should be Danny Triplett. He saw a considerable amount of action last season as the backup to both the strong and weak side linebackers. Triplett was eighth on the team in tackles despite only starting one game. Chuckie Richardson and Roy Brown should also see action in a backup role.

“The defensive ends are going to be our biggest problem heading into the season,” said Ford. They are probably the most important defensive positions on the field with all the option offenses. So, we are going to need to find two solid players.

“Bill Smith is a returning starter who played very well last year, but he was injured during the spring. We will definitely need him to stay healthy this year. Hopefully, another player will come to the front for the other defensive end position.

Vying for the other starting berth are a host of Tigers. Andy Headen, who made the shift from quarterback to defensive back and now to defensive end, was the leading candidate at the end of the spring. Headen is one of the finest athletes on the team and has the potential to be a top defensive end. Another convert from offense, Edgar Pickett, who was at fullback last year, has a good shot at getting the starting nod at defensive end. Mark Richardson, Joe Glenn, and junior college transfer David Noelte are also possibilities. Roy Brown, who missed last season with a severe virus after finishing up the 1979 season as a starting defensive end, could also play a role if he can fully recover from his illness.



Versatile Andy Headen Will Move To Defensive End In 1981.

"The defensive front line is big and aggressive this year," assessed Ford. "James Robinson, Dan Benish, Jeff Bryant, and William DeVane are all proven players. If several other players develop, we should be looking for a much improved defensive front in 1981."

That group combined for 147 tackles between them with Bryant being the leader with 52. All four are capable of playing every position in the defensive line. With the addition of highly recruited lineman William Perry, the Tigers could be very tough to run on this year.

The defensive secondary poses some problems for Ford and his staff with the departure of Underwood and Geathers. However, Terry Kinard, a starter since his freshman year, Hollis Hall, and Anthony Rose all return with a wealth of experience.

Rose and Hall alternated at one of the cornerback slots last season and they will both be starting cornerbacks this year. Kinard, who was the third-leading tackler on the team last year despite missing the last two games with a broken arm, will be a very important cog in the Clemson defense in 1981. Tim Childers is the leading candidate for Underwood's slot following spring drills although Jeff Suttle gained much experience as Underwood's backup and could claim the starting role.

Kicking Game

"Replacing Obed Ariri is going to be virtually impossible this year," said Ford. "He meant so much to the team last year and he was so consistent. Finding someone to follow in the footsteps of the NCAA's all-time leading field goal kicker is going to be tough."

Bob Paulling is an experienced player who red-shirted last year. During his freshman year in 1979, he beat out Ariri for the Duke game and handled both the extra point and kickoff duties."

Rich Hendley will return as the punter this year. He averaged 38.5 yards per punt in 1980 after Dave Sims was injured in the Georgia game.

1981 FOOTBALL STRENGTH RESULTS

OVERALL STRENGTH

Name	Lbs.	Power Quotient
1. Jeff Davis	1,185	754.845
2. Lee Nanney	1,115	674.575
3. Dan Benish	1,020	615.060
4. Alex Hudson	1,020	600.780
5. J. Robinson	1,005	589.935
6. Bob Mayberry	1,000	614.000
7. Jeff McCall	970	617.890
8. Jeff Bryant	960	574.080
9. Brad Fisher	955	602.605
10. Cliff Austin	950	659.930

OVERALL TOP TEN

Name	Power Quotient
1. Jeff Davis	754.845
2. Lee Nanney	674.575
3. Cliff Austin	659.930
4. Randy Cheek	622.280
5. Jeff McCall	617.890
6. Dan Benish	615.060
7. R. Hendley	614.250
8. Bob Mayberry	614.000
9. Alex Hudson	600.780
10. Carl Martin	599.640

FLAT BENCH PRESS

Name	Lbs.	Power Quotient
1. Lee Nanney	515	311.575
2. Jeff Davis	485	308.945
3. James Farr	405	262.440
4. Cliff Austin	400	277.600
5. Alex Hudson	400	236.000
6. Bob Mayberry	400	249.600
7. Edgar Pickett	400	253.200
8. Dan Benish	385	232.925
9. J. Robinson	385	225.995
10. R. Hendley	375	260.250

DEAD LIFT (4x4)


Name	Lbs.
1. Jeff Davis	452
2. James Farr	433
3. James Robinson	431
4. Randy Cheek	417
5. William Devane	415
6. Brian Clark	407
7. Bob Frierson	403
8. Cary Massaro	389
9. Jeff McCall	385
Lee Nanney	385
Jim Scott	385

LEG STRENGTH

Name	Lbs.	Power Quotient
1. Jeff Davis	700	445.900
2. Brad Fisher	655	413.305
3. Dan Benish	635	384.175
4. Alex Hudson	620	365.800
5. J. Robinson	620	363.940
6. Jeff Bryant	615	367.777
7. Jeff McCall	605	385.385
8. Bob Mayberry	600	374.400
9. Lee Nanney	600	363.000
10. Randy Cheek	590	400.020

DEAD HANG CLEANS (4x4)

Name	Lbs.
1. Jeff Davis	370
2. Dan Benish	350
3. James Farr	320
4. Edgar Pickett	315
5. Randy Cheek	297
Brian Clark	297
7. Tony Berryhill	281
Brad Fisher	281
Bob Mayberry	281
Cary Massaro	281




Coaches and Administration



DANNY FORD, Head Football Coach

Danny Ford is the youngest third-year coach in division I of the NCAA, but the 33-year-old Gadsden, Alabama native has been associated with more winning teams and programs than many coaches come in contact with in a lifetime. Including his years as a player at Alabama under Bear Bryant, Ford has been associated with college football for the last 14 years. Thirteen of those clubs have had winning records and 10 have gone to bowl games. Additionally, the 14 teams have had a record of 111-47-3, a .700 winning percentage.



Ford has brought his winning attitude to Clemson University. Now in his third full season as head coach, Ford has led the Tigers to a 15-9 record and a pair of bowl games since taking over on December 10, 1978. That was a fine day in Clemson athletics because the University announced Charley Pell had relinquished the head coaching duties of the 1978 Gator Bowl to Ford. Nearly 40 years after hiring 31-year-old Frank Howard, Clemson had

hired another gifted 31-year-old to lead the Tiger forces on the gridiron.

Ford conquered all kinds of adversity in leading the Tigers to a nationally televised 17-15 triumph over perennial power Ohio State in the Gator Bowl in his very first game as head coach. Few mentors in NCAA history have made such a celebrated and successful beginning.

But Ford did not rest on his laurels after that landmark win over the Buckeyes. In the last two years the Tigers have won 14 games (including wins over nationally ranked Georgia, Notre Dame and South Carolina) gone to a bowl game, nearly upset the National Champion and set countless Clemson records.

With this list of accomplishments it is little wonder that the Student Affairs Committee of the Clemson Board of Trustees only considered one name as Charley Pell's successor. Danny Ford not only had the backing of Pell, but also from the members of the Clemson football team. He was then assistant head coach and offensive line coach of the Tigers. After two meetings between Ford and the committee on the morning of December 5, 1978, it was the unanimous opinion of the committee that Ford should be named Clemson's 21st head coach.

Ford began his association with college football in 1967 when he started for Bear Bryant at Alabama as Ken Stabler's sophomore tight end. He played three years for Bryant, (including three wins against the Tigers) and was an All-Southeastern Conference choice, All-SEC academic selection and team captain during his senior season.

After receiving his B.S. degree in industrial arts in 1970, Ford remained at Alabama as a graduate assistant for the 1970 and 1971 seasons. Upon earning a master's degree in

Through the Years With Danny Ford

SEASON	SCHOOL	PLAYER OR COACH	RECORD	BOWL
1967	Alabama	Player	8-2-1	Cotton
1968	Alabama	Player	8-3	Gator
1969	Alabama	Player	6-5	Liberty
1970	Alabama	Gr. Assistant	6-5-1	Bluebonnet
1971	Alabama	Gr. Assistant	11-1	Orange
1972	Alabama	Asst. Coach	10-2	Cotton
1973	Alabama	Asst. Coach	11-1	Sugar
1974	Va. Tech	Asst. Coach	4-7	
1975	Va. Tech	Asst. Coach	8-3	
1976	Va. Tech	Asst. Coach	6-5	
1977	Clemson	Asst. Coach	8-3-1	Gator
1978	Clemson	Asst. Head Coach	11-1	Gator
1979	Clemson	Head Coach	8-4	Peach
1980	Clemson	Head Coach	6-5	

special education in 1971, he was made a full-time assistant under Bryant for the 1972 and 1973 seasons. The Tide went to four more post-season games while Ford was on Bryant's staff.

Clemson's current head man then accepted a position as an assistant coach on Jimmy Sharpe's staff at Virginia Tech. He remained in Blacksburg for three seasons (1974 to 1976), before he was beckoned to Clemson by Charley Pell, who had just been named the Tigers' head coach. Pell and Ford had served together on the VPI staff for two seasons.

And only 23 games later, Ford became Head Coach of the Tigers at age 31, the youngest Division I head coach in the country. This season his Clemson team has 17 starters returning, including all 11 on an exciting offense. Based on his past track records, Clemson football should continue to reach previously unattainable heights.

YEARS AT CLEMSON: 5th. Joined staff on January 3, 1977 from Virginia Tech.

RESPONSIBILITIES: Directing and supervising entire football program.

PREVIOUS COACHING EXPERIENCE: College — Graduate assistant at Alabama (1970-71); Assistant at Alabama (1972-73); Assistant at Virginia Tech (1974-75-76); Assistant at Clemson (1977-78)

PLAYING EXPERIENCE: High School: Lettered three years in football and basketball, Gadsden High, Ala., College — Lettered three years in football at Alabama as tight end the first two years and an offensive tackle as a senior.

EDUCATION: Graduated from Gadsden High, Gadsden, Ala. in 1966; B.S. in Industrial Arts from Alabama in 1970; M.A. in Special Education from Alabama in 1971.

PERSONAL DATA: Born Danny Lee Ford in Gadsden, Ala. on April 2, 1948; Married Deborah Anderson of Attalla, Ala. on January 23, 1970; Children: (3) Jennifer Renee (3/15/73), Ashleigh Lynn (8/13/75) and Mary Elizabeth (4/24/81).

BOWL PARTICIPATION: As a player — 1968 Cotton, 1968 Gator, 1969 Liberty, 1969 Blue-Gray Shrine Game; As a coach — 1970 Astro-Bluebonnet Bowl, 1971 Orange Bowl, 1973 Cotton Bowl, and 1973 Sugar Bowl as Alabama assistant; 1977 Gator Bowl as Clemson assistant; 1978 Gator Bowl and 1979 Peach Bowl as Clemson head coach.

OTHER HIGHLIGHTS: Was captain of both football and basketball teams in high school. Was All-SEC first team as OT at Alabama as a senior in 1969. Also All-SEC academic as senior. Served as team captain of 1969 Alabama team. Was youngest Division I head coach in the country when he took over at Clemson in 1978 at age 31.

WILLIE ANDERSON (Clemson '75)

DEFENSIVE ENDS



YEARS AT CLEMSON: 5th. Joined staff on December 21, 1976 from Chamblee (Ga.) High School.

RESPONSIBILITIES: Coach defensive line, recruit eastern North Carolina, New Jersey, New York and the New England States.

PREVIOUS COACHING EXPERIENCE: High School — Assistant at Chamblee (Ga.) High, 1 year, (1976). College — Graduate assistant at Clemson, 1 year, (1975). Also worked with basketball coach Bill Foster during spring of 1976.

PLAYING EXPERIENCE: High School — Lettered in football, basketball, baseball, and track at Mayewood High, Mayesville, S. C. (1969-71).

College — Earned three letters as a MG at Clemson (1972-74). Professional — Signed as free agent with Oakland Raiders but chose to play with Birmingham Vulcans 1 year, (1975).

EDUCATION: Graduated from Mayewood High, Mayesville, S. C. in 1971. Earned a BA degree in history from Clemson in 1975 and a Master's degree in Higher Education Personnel Services from Clemson in 1978.


PERSONAL DATA: Born Willie Anderson in Mayesville, S. C. on December 4, 1952. Married Gail Young of Piedmont, S. C. on July 31, 1976. Gail was a 1974 honors graduate from Clemson and received her Master's Degree in Elementary Education from Clemson in May, '79. Children: (2) Terrence and Derrick.

BOWL PARTICIPATION: As a coach — 1977 and 1978 Gator Bowls and 1979 Peach Bowl as Clemson assistant.

OTHER HIGHLIGHTS: Played in the North-South All Star game in 1971. Was named all-area in both football and basketball while a prep senior. Named All-Atlantic Coast Conference as a linebacker in 1974. Named Associated Press National Lineman of the Week vs. South Carolina in 1974 (17 individual tackles). Was co-captain of 1974 Clemson team.

CURLEY HALLMAN (Texas A&M '70)

DEFENSIVE BACKS



YEARS AT CLEMSON: 3rd. Joined staff on Jan. 29, 1979 from Memphis State University.

RESPONSIBILITIES: Coach Defensive Backs & recruit North Georgia and Alabama.

PREVIOUS COACHING EXPERIENCE: High School — Assistant at Stark H. S. (Texas) 2 yrs. (1971-72); College — Graduate assistant at Texas A&M 2 years (1969-70); Assistant at Alabama four years (1973-77); Assistant at Memphis State two years (1977-78).

PLAYING EXPERIENCE: High School: Lettered three years in both football and basketball at Tuscaloosa County H. S. in Northport, Ala., also earned four letters in baseball; College — Lettered three years in football at Texas A&M as a defensive back and one year in basketball as a guard.

EDUCATION: Graduated from Tuscaloosa County H. S., Northport, Ala., in 1965; B.S. in Phy.Ed from Texas A&M in 1970.


PERSONAL DATA: Born Hudson Hallman in Tuscaloosa, Ala. on Sept. 3, 1946. Married Barbara Dale Tomlinson of Jackson, Ala. on Aug. 3, 1975; Children (2) Jennifer Dale (9/8/76), Jessica Leigh (5/28/81).

BOWL PARTICIPATION: As a player — 1968 Cotton; As a coach — 1973 Sugar Bowl, 1975 Orange Bowl, 1975 Sugar Bowl, 1976 Liberty Bowl as Alabama Assistant, 1979 Peach Bowl as Clemson Assistant.

OTHER HIGHLIGHTS: Was captain of football and baseball teams in H. S. Was All-SWC DB. All-bowl team 1968 and also picked on the All-decade team at Texas A&M (60's). Member of 1968 Cotton Bowl team that defeated Alabama 20-16.

TOM HARPER (Kentucky '53)

DEFENSIVE LINE AND ASSISTANT HEAD COACH



YEARS AT CLEMSON: 1st. Joined staff on February 2, 1981 from Virginia Tech where he served as defensive coordinator and defensive line coach.

RESPONSIBILITIES: Assistant head coach and defensive line coach. Recruit the immediate Clemson and northeast Georgia areas and the areas of Maryland and Virginia.

PREVIOUS COACHING EXPERIENCE: Graduate assistant coach at Kentucky following graduation. Head coach at Manuel High in Louisville, KY (1955-64). Assistant coach at Eastern Kentucky (1965). Assistant at Oklahoma State (1966-68). Defensive coordinator at Wake Forest (1969-71). Head coach at Wake Forest (1972). Assistant with Jacksonville Sharks of the World Football League (1973). Assistant at Iowa State (1974-75). Assistant at North Carolina (1976-77). Defensive coordinator at Virginia Tech (1978-80).

PLAYING EXPERIENCE: High School — played football, basketball and track at Madisonville (KY) High School in 1948-50. Lettered in all three sports during his career. College — Earned three varsity letters in football (1951-53) at the University of Kentucky as a tackle.


EDUCATION: Graduated from Madisonville High School in 1951. Earned a BA from the University of Kentucky in Education in 1955 and an MA in Education Administration from the same institution in 1958.

PERSONAL DATA: Born August 23, 1932 in Piqua, Ohio. Married Coral Evans of Logan, West Virginia in December of 1955. Children (5): Evans (23), Crae (21), Tom Jr. (16), J. C. (15) and Dude (9).

BOWL PARTICIPATION: As a Player — Cotton Bowl of 1952. As a Coach — the 1976 Peach Bowl, 1977 Liberty Bowl, and 1981 Peach Bowl.

LES HERRIN (Western Carolina '71)

LINEBACKERS



YEARS AT CLEMSON: 1st. Joined staff on February 9, 1981 from Appalachian State where he was defensive coordinator.

RESPONSIBILITIES: Coach linebackers and recruit the lower part of South Carolina.

PREVIOUS COACHING EXPERIENCE: Assistant at R/S Central High in Rutherfordton, NC (1972-74). Assistant at Lexington Senior High in Lexington, NC (1975-76). Athletic Director and Head Coach at Central Davidson High School in Lexington, NC where his teams were 29-6 and conference champions all three years (1977-79).

EDUCATION: Graduated from Waycross High School in Waycross, GA in 1966 — Earned a B.A. degree in Education from Western Carolina in 1971.

PLAYING EXPERIENCE: Lettered three years in football and baseball and two in basketball at Waycross (GA) High School. Lettered four years in football in college.

PERSONAL DATA: Born Les Herrin in Waycross, GA on February 18, 1948. Married Shirley Andrews of Hillsborough, NC on August 15, 1970. Children: (1) Deke (8-31-75).

OTHER HIGHLIGHTS: Was captain and most valuable player of his high school team in 1966. Was also named the school's most versatile athlete in 1966. Was captain at WCU in 1970 and was named MVP of the defense in 1970. Was named team MVP in 1971.

LAWSON HOLLAND (Clemson '75)

RECEIVERS



YEARS AT CLEMSON: 3rd. Joined staff on June 14, 1979 from Douglas Byrd (N. C.) High School.

RESPONSIBILITIES: Coach receivers.

PREVIOUS COACHING EXPERIENCE: High School — Head Coach at Douglas Byrd High School in Fayetteville, N. C., (1978). College — Assistant at Duke, 1 yr., (1977).

PLAYING EXPERIENCE: High School — Earned three letters in football at Mooresville (N. C.) High School. College — Played quarterback for three years at Clemson (1971-73).

EDUCATION: Graduated from Mooresville (N. C.) High School in 1970. Earned a B.A. in Secondary Education at Clemson in 1975.

PERSONAL DATA: Born Ben Lawson Holland, Jr., in Mooresville, N. C. on September 29, 1952. Marital Status: Married Cathy Pool 5/30/81.

BOWL PARTICIPATION: As a coach; 1979 Peach Bowl

OTHER HIGHLIGHTS: A three sport star at Mooresville High. Lettered nine times in football, basketball, and baseball. Was all-conference in all three. Received the R. Earle Caldwell Award as a senior for outstanding leadership, scholastic achievement, and athletic ability.

BUDDY KING (Clemson '73)

OFFENSIVE LINE



YEARS AT CLEMSON: 8th. Joined staff as graduate assistant in 1973, resigned to go to Wofford, returned to staff on July 1, 1975 from Wofford.

RESPONSIBILITIES: Coach of the offensive linemen. Recruit upper North Carolina, parts of Ohio, and Central and Western Virginia.

PREVIOUS COACHING EXPERIENCE: College — Graduate assistant at Clemson (1973); assistant at Wofford (1974-75).

PLAYING EXPERIENCE: High School — Earned four letters as OL and LB Mt. Diablo High, Concord, Cal. (1966-69). Also lettered in baseball and wrestling. College — earned three letters as OG at Clemson (1970-71-72).

EDUCATION: Graduated from Mt. Diablo High, Concord, Cal. in 1969. Earned a BS degree in Recreation and Park Administration from Clemson in 1974.

PERSONAL DATA: Born James Howard King on May 29, 1951 in Conway, S. C. Married to Mary Kennerty of Charleston, S. C. on December 27, 1975. Wife is head coach of women's tennis team at Clemson: Children: (1) Charles Howard (7/21/80).

BOWL PARTICIPATION: As a coach — 1977 and 1978 Gator Bowl as Clemson assistant, 1979 Peach Bowl.

OTHER HIGHLIGHTS: Earned 12 high school letters, 4 each in football baseball and wrestling. Was area Lineman of the Year as prepster and selected All-Northern California as a senior.

CHUCK REEDY (Appalachian State '71)

RUNNING BACKS



YEARS AT CLEMSON: 4th. Joined staff on July 5, 1978 from Kentucky.

RESPONSIBILITIES: Coach running backs and punters and recruit Southeast South Carolina, South Georgia and Florida.

PREVIOUS COACHING EXPERIENCE: High School — Assistant at Appling County High in Baxley, Ga., 2 years, (1971-72); Assistant at Baker County High in MacClenny, Fla., 1 year, (1973); Head Coach at Baker County High. MacClenny, Fla., 4 years, (1974-77). College — Graduate assistant at Kentucky for the spring of 1978.

PLAYING EXPERIENCE: High School — Earned seven letters in football, basketball, and track at St. Augustine (Fla.) High. Earned two

football letters from Appalachian State.

EDUCATION: Graduated from St. Augustine (Fla.) High in 1967. Earned a BS degree in Health and Physical Education from Appalachian State in 1971.


PERSONAL DATA: Born Charles Fredrick Reedy in St. Augustine, Fla. on May 31, 1949. Marital Status: Married Janet Wynne Dobson of Sander-son, FL. on March 16, 1979. Children: (1) Kristina Marie (6-15-69).

BOWL PARTICIPATION: As a coach — 1978 Gator Bowl, 1979 Peach Bowl.

OTHER HIGHLIGHTS: Posted a 29-13 record as a prep head coach at Baker County High in MacClenny, Fla. Was named Conference Coach of the Year following first year there with a 10-1 season record. Also coached track and was conference coach of the year for three straight years (1974-75-76). Was an All-conference selection in football as a prepster.

NELSON STOKLEY (LSU '68)

QUARTERBACKS



YEARS AT CLEMSON: First, Joined staff on January 18, 1980 after working as an offensive coordinator at Virginia Tech in 1976 and 1977. Worked in private business in 1978 and 1979.

RESPONSIBILITIES: Coach the quarterbacks and recruit the Washington, DC, Maryland and Virginia area and recruit parts of Georgia.

PREVIOUS COACHING EXPERIENCE: College — Head freshman coach at LSU, had 8-2 record (1968-69). Offensive backfield coach at LSU (1970-73). Backfield coach at Virginia Tech (1974-75). Offensive coordinator at Virginia Tech (1976-77).

EDUCATION: Graduated from Crowley High School in Texas in 1963 — Earned a B.S. degree in accounting from LSU in 1968.

PLAYING EXPERIENCE: Lettered in football, basketball and track at Crowley High (1960-63) Earned three letters in football at LSU as a quarter-
back (1965-67).

PERSONAL DATA: Born Nelson Ray Stokley on March 12, 1944 in Ken-
nedy, Texas. Married the former Jane Elise Hamic of Crowley, TX on Feb.
24, 1967. Children: (3) Jamie Elise (2/24/69), Shawn Elizabeth (2/25/71),
Brandon Ray (6/7/76).

BOWL PARTICIPATION: As a Player — 1965 Cotton Bowl; As a Coach
— 1970 Orange Bowl, 1971 Sun Bowl, and 1972 Orange Bowl.

OTHER HIGHLIGHTS: Earned 12 letters in high school and was only
athlete in history of school to be named outstanding athlete three straight
years. Southeastern Conference Sophomore-of-the-Year in 1965. MVP of
LSU football team and an All-SEC choice in 1967 when he played quarter-
back. Recipient of the Corbett Award as outstanding athlete in state of
Louisiana in 1967. Still holds many LSU passing and total offense records.
Played in 1965 Cotton Bowl when LSU upset Arkansas and ended Razor-
backs' 22-game unbeaten streak. Played in 1967 Sugar Bowl when LSU
ended Wyoming's unbeaten season.

LARRY VAN DER HEYDEN (Iowa State '62)

OFFENSIVE LINE



YEARS AT CLEMSON: 3rd. Joined staff on Jan. 5, 1979.

RESPONSIBILITIES: Coach the offensive line. Recruit upper S. C., Charlotte and Pennsylvania areas.

PREVIOUS COACHING EXPERIENCE: High School — Assistant at Lake City H. S., (Iowa) 1 year, (1963). College — Graduate assistant at Iowa State, 1 year (1964); Defensive line at Iowa State 2 years (1965-1967); Assistant at Drake University 1 year (1968-1969); Offensive Coordinator at Indiana State 3 years (1969-1973); assistant at East Carolina 1 year (1973-1974); assistant at Virginia 1 year (1974-1975); Offensive Coordinator at Memphis State 3 years (1975-1978).

PLAYING EXPERIENCE: High School — Earned three letters in both football and baseball at Moline High in Moline, Illinois. Earned three letters in both football and baseball at Iowa State.

EDUCATION: Graduated from Moline Senior High in Moline, Illinois in 1957. Earned a Physical Education degree from Iowa State in 1962; received Masters from Iowa State in Education in 1968.

PERSONAL DATA: Born Larry Camiel Van Der Heyden on June 6, 1939 in Brazil, Iowa. Married Lois Jean Plecher of Winter Haven, Florida on April 28, 1961. Children: (2) Mike (12/23/62), Laurann (12/3/64).

BOWL PARTICIPATION: As a coach 1979 Peach Bowl.

OTHER HIGHLIGHTS: Was an all-state high school football player. Was a member of the Big Eight all-conference football team in 1961. Won the Reuben Miller Award for Most Valuable Player on and off the field at Iowa State (1961). Was captain of the Iowa State baseball team (1961).

DON DENNING, Administrative Assistant



Don Denning is entering his first year as recruiting coordinator for the football program at Clemson. The 43-year-old Denning will be responsible for all areas of bringing prospective players to Clemson.

A native of Sandersville, GA, Denning has spent nearly his entire life involved with football. An all-state quarterback at Sandersville High School, he also played football at Presbyterian College, where he earned his B.A. degree in math.

After a two-year stint in the U.S. Army, he became the assistant football and head basketball coach at Douglas County High School in Douglasville, GA. In 1964, as head football coach, he won the state championship with a 13-0-1 record. He then moved to Dublin High School, where as head coach and athletic director, won three sectional and regional titles in three years.

He moved to the college ranks in 1969, coordinating the defense and serving as assistant athletic director at Western Carolina. He served there four years and also earned his master's degree in education from Western Carolina.

Denning next became assistant coach and defensive coordinator at Memphis State from 1974 until 1981, except for one year spent as head coach at Delta State University.

He is married to the former Tonia Ann Garrett of Sandersville, GA and the couple has one child, Lori Lyn (3-17-60).

DR. BILL LEE ATCHLEY, Clemson President

When Clemson went searching for a new president to replace Robert C. Edwards, who retired in the summer of 1979 after 22 years at the University's helm, the selection committee found one candidate that stood above the crowd. Dr. Bill Lee Atchley possesses a list of credentials that is impressive and noteworthy. He boasts a history of involvement that not only includes his professional career but also extends beyond the campus.



Dr. Atchley came to Clemson from West Virginia University where he was Dean of the College of Engineering beginning in 1975. Under his direction, the Engineering Department achieved its highest enrollment in the history of the school, and became the largest research department at West Virginia. The Engineering Department received several grants from the federal government in the fields of energy research, occupational health

and safety research, and personal rapid transit research due to Atchley's guidance.

While at West Virginia, President Atchley used his knowledge in the engineering field to work on some of the problems facing our country today. He served as the Chairman of Governor's Commission on Energy, Economy, and Environment as well as acting as the Science and Technology Advisor for the West Virginia House of Representatives and Senate. Atchley also served in a similar capacity for West Virginia Governors Rockefeller and Moore. Another committee that Atchley chaired was the state Environmental Committee.

President Atchley has received many honors stemming from his work in engineering. He was named to the list of Who's Who in Engineering Education and is a member of the Academy of Sciences and the Outstanding Educators of America. He even found the time to serve as the chairman of the American Society for Engineering Education in the Midwest, become a member of the American Society of Civil Engineers, and sit on the West Virginia Board of Registration for Professional Engineers.

Prior to his tenure at West Virginia, Atchley taught at the University of Missouri at Rolla from 1957-1975. He earned his undergraduate degree in Civil Engineering at Missouri in 1957 and finished his masters work in the same field in 1959 at Missouri. President Atchley then received his doctorate at Texas A&M in 1965.

A very active sports enthusiast, Atchley has a superior knowledge of athletics. His expertise is especially proficient in baseball, a sport he played professionally in the fifties with the New York Giant organization.


President Atchley and his wife, the former Pat Limbaugh, have three children. Julia is a 23-year-old-senior at Southeast Mississippi University majoring in special education. Pam is a 19-year-old junior at Clemson, while David is a 15-year-old 10th grader at nearby R. C. Edwards Junior High School.

BILL McLELLAN, Athletic Director

It is not an easy task to follow Clemson legend Frank Howard in anything, be it as a banquet speaker, football coach or Athletic Director. But Bill McLellan accepted the challenge and has been one of the most successful A.D.s in the country.

In the last five years Clemson's sports program has made a meteoric rise on the national scene. McLellan's administration is the major reason Clemson's sports program has been ranked in the top 25 in the nation the last five years, and twice in the top five in the land in the last three years.

Only the third man to own the title of Athletic Director at Clemson over the past 47 years, McLellan was elevated to his present position February 4, 1971, following what had been more than a decade of service to the University's athletic organization.



A native of Hamer, S. C., the 48-year old McLellan graduated from Dillon High School and entered Clemson where he earned a pair of football letters, and was a member of the Tigers' 1952 Gator Bowl team.

He joined the athletic staff May 1, 1958 from Clemson's Department of Agricultural Economics and Seed Certification where he had spent one year as assistant agronomist and two years as assistant economist.

Although carrying the title of Assistant Business Manager, McLellan has been credited with handling the majority of the department's athletic business and operation long before his appointment into his present role.

In 1966, McLellan was named Assistant Athletic Director and two years later was appointed Associate Athletic Director.

During his reign as Athletic Director, Clemson's athletic program has experienced a major upheaval.

The Tigers can boast of the finest athletic facilities in not only the Atlantic Coast Conference, but in the South as well.


The modern and spacious Jervay Athletic Center is one of the most complete facilities in America, and this complex serves as the home for Clemson's 19 sports — 12 men's and seven women's.

The basketball Tigers play before packed crowds in attractive Littlejohn Coliseum, and many of the Clemson games are telecast on either regional or national networks.

And the football Tigers, after averaging better than 58,000 at home last fall, play in a remodeled Memorial Stadium this year that will hold some 63,000 people.

McLellan earned a BS degree from Clemson in agronomy in '54 and a master's in agricultural economics in '56. He is married to the former Ann Rogers of Fork, S. C. They have four children — Suzy, a graduate of Winthrop College, Cliff and Bill, both students at Clemson, and Arch Anna, a freshman at Winthrop.

BOBBY ROBINSON, Assistant Athletic Director



Bobby Robinson was placed in charge of the financial aspects of the Clemson Athletic Department in 1973. Without a doubt, the friendly and personable Robinson has done an outstanding job, as any coach or administrator at Clemson will say. It is not an accident that Clemson's financial success has occurred under his guidance.

In addition to his duties as Assistant Athletic Director, Robinson is also the head golf coach at Clemson. He led the team to its first NCAA tournament bid ever and a number-12 national ranking in 1980.

Robinson came to Clemson two years after he graduated from Furman University in 1968 with a B.S. degree in Business Administration and Political Science. While at Furman, he played varsity golf for the Paladins. He was also President of the Sigma Alpha Epsilon fraternity.

In the two years prior to his coming to Clemson, Robinson worked in his family's business in Columbia, SC. In 1970, he was hired to work in the Student Affairs Office at Clemson. After working in that office for three years, he moved to the Athletic Department and was named Assistant to the Athletic Director in charge of business operations. Then, in 1979, he was named Assistant Athletic Director.

Robinson's responsibilities include budgeting the 19 Clemson sports, making travel arrangements for various teams, administering the grant-in-aid program, hiring athletic department personnel, arranging contracts for the department, and handling all purchases.

Robinson was born in Columbia, SC and attended A. C. Flora High School. While at that school, Robinson played basketball, football, baseball, and golf.

EARLE AMBROSE, Assistant to the Athletic Director



Earle Ambrose came to Clemson in 1973 to take over the direction of the ticket office. After serving in that capacity for six years, during which time ticket sales skyrocketed by 48%, he was promoted to the position of Assistant to the Athletic Director in 1979. In his six years of service to Clemson athletics, Ambrose has been an outstanding addition to the department and has aided the smooth distribution of tickets to Clemson sporting events.

As Assistant to the Athletic Director, his duties include overseeing the ticket operations for all Clemson sports, handling various contracts for the department, and assisting the Athletic Director in administrative functions. He also serves as the pilot for the athletic department. He has flown many teams to athletic events and has also flown coaches on recruiting missions.

Prior to his job at Clemson, Ambrose spent 30 years in the Air Force beginning in 1943 at the age of 18. He rose to the rank of Colonel. He traveled extensively overseas and saw combat duty.

Ambrose graduated from Greenville High School in his native Greenville in 1942. The 56-year old Ambrose is married to the former Betty Bradley of Greenville who is the sister of Clemson Sports Information Director, Bob Bradley. The Ambroses have two daughters and a son, Jane, Ann, and Robert.

JOE TURNER, Executive Secretary of IPTAY



When the Clemson Athletic Department began searching for a new Director of the multi-million dollar IPTAY Scholarship Club, it quickly selected Joe Turner, a man who has been a constant servant of Clemson University since he first stepped foot on the Clemson campus as an undergraduate in 1967. The Athletic Department's choice has proved to be a wise one, as IPTAY received a record 2.9 million dollars in 1979-80, Turner's first year at the helm. Last year the success continued as the organization hit three million for the first time ever. IPTAY is by far one of the most successful athletic scholarship fundraising organizations in the country.

Turner's professional service to Clemson began upon the completion of his undergraduate studies in Industrial Management in 1971 when he took the position of Associate Director of Alumni Relations for Clemson. He held that position until 1978. During his service to the Alumni Association, he also completed work on his Master's degree in Management in 1977.

While in his undergraduate career, Turner was a Dean's list student. He was a member of the Blue Key and Tiger Brotherhood Honorary fraternities. He also was named to the Who's Who in American Colleges and Universities. Turner was the President of Pi Kappa Alpha fraternity in 1970-71, and after his graduation was named to the National Executive Board of that fraternity.

The 32-year-old Turner is a native of Williston, SC where he graduated from Williston-Elko High School in 1967. He is married to the former Cathy Anne Campbell of Gadsden, AL. The Turners have three children; Joseph Jackson, Jr. (8), Anne (2), and Tate who was born 3/2/81.

BOB BRADLEY, Sports Information Director



In his 25 years as the Director of the Clemson Sports Information Office, Bob Bradley has become one of the most respected men in the Sports Information field. He has received every conceivable award and is recognized as a leader in his profession.

Bradley was elected to serve as the President of CoSIDA, the national organization of Sports Information Directors for 1974-75. In 1976 he was elected by his peers to the organization's Hall of Fame and received the Arch Ward award as the CoSIDA Man-of-the-Year.

In 1979-80, under his direction, the Clemson Sports Information Department won nine awards for their brochures and press guides, the second highest total among Division I

schools in the country. This past year the office collected six more awards.

Bradley graduated from Clemson University with a BS degree in textile manufacturing in 1951. During his college days, he was the editor of The Tiger, the student newspaper. As well as being the editor and sports editor of that weekly publication, Bradley also worked for the Greenville News-Piedmont on both a full-time and part-time basis. He served in the United States Air Force for four years.

The 55-year old Bradley was born in Randleman, NC. He was a graduate of Greenville Senior High School before entering Clemson. Bradley is married to the former Louise Madewell of Dallas, TX. The Bradleys have two children, Dorma, who is married and has one child, Amanda, and Robert, a sports writer for the Anderson Independent.

FRED HOOVER, Head Trainer



Fred Hoover is entering his 21st season as coordinator of Clemson's training and sports medicine program. This past summer he was named to the Sports Medicine Hall of Fame at the organization's symposium in Fort Worth, TX. The 51-year-old Jacksonville, FL product was trainer at Florida State, his alma mater, in '52 and '53 and again in '57 and '58. He came to Tigertown in '59, and now coordinates the medical needs for Clemson's 19 mens' and womens sports programs. Hoover was train-

er for the U. S. Team in the '63 Pan Am Games in Sao Paulo, Brazil, and was tabbed to serve on the U. S. staff at the '68 Mexico and '72 Munich Olympics. "Doc" Hoover has held just about every administrative post with the National Athletic Trainers Association, including national president. He received a BS from FSU in physical education in '53. Hoover is an affiliate member of the American Orthopedic Society for Sports Medicine. He is married to the former Elva Cook of Mt. Vernon, Ill., and they have two children — Catherine, a Clemson graduate, and Bryan, a Clemson junior.


LEN GOUGH, Equipment Manager



Len Gough (pronounced GOFF) has progressed through the stages of a student manager during his undergraduate days at Clemson to the full time equipment manager for the Tigers. Born in Columbia, the 29-year old Gough became a student manager during his first semester at Clemson in August of '70, and served as head manager during the 1973-74 school year. He became a grad assistant in March of '76; was named a full time assistant in July of '76; and was appointed to his present position

just one month later. His father, Samuel, is a Clemson graduate, and his two brothers — Sammy and Jim — served as student managers at Tigertown. Gough received his BTT degree in December of '74 from CU in textile technology. He is single.

VAN HILDERBRAND, Ticket Manager



Van Hilderbrand has been the ticket manager at Clemson University for only two years. Yet, in that time he has distributed a record number of season tickets for football and basketball. More people saw Clemson play at home last season than ever before and much of the credit has to be given to the ticket office for their prompt and efficient allocation of tickets under his direction.

Hilderbrand is a Clemson Athletic Department official who started out as a student assistant in the office he now heads. He came to Clemson as an undergraduate in 1970 from his native Clover, SC. He graduated from Clemson in 1974 with a B.S. degree in Recreation and Park Administration.

For two years he worked as Athletic Supervisor for the Greenwood Recreation Department. In 1976, he was named as assistant Ticket Manager at Clemson. Three years later, in 1979, he became the head of the ticket department.

Hilderbrand attended Clover Senior High School. He was a four year letterman in basketball and a three-year letterman in baseball. The 29-year old Hilderbrand is married to the former Diane Harris of Clover. The Hilderbrands have one son, Van, Jr. who was born December 31, 1979 the same day Clemson played in the Peach Bowl.

JOE WHITE, Academic Advisor



Joe White is the "brain coach" for all 19 of Clemson's sports. As the academic advisor, White's job is to ensure that the achievements of the nearly 400 Clemson athletes in the classroom equals those of the playing field.

The 35-year-old White is in his first year as academic advisor. He came to Clemson last spring from Virginia Tech, where he had served in a similar capacity for the last five years.


A native of Elizabeth City, NC, White received his BS degree in physical education from Campbell College in 1968. After graduation, he taught physical education and coached in the public school system in Fayetteville, NC until 1971.

White joined the VPI coaching staff as JV secondary coach in 1972, and was promoted to head JV coach in 1975. He was named academic advisor in 1976.

In addition to his duties as academic advisor at Virginia Tech, White was in charge of the football program for the Hokie all-sports camp for three summers and was a counselor for the school's basketball camp last summer.

White is married to the former Joyce Davies of Gastonia, NC. They met in college while he was playing baseball and she was a cheerleader for the Camels. The Whites are the parents of two children, Michelle (7/28/73) and Chris (5/25/77).


GEORGE DOSTAL, Strength Training Director



George Dostal is in his sixth year at Clemson as director of the Tigers' strength and weight training program. Born in Cleveland, OH, he was a National Honor Society student and standout athlete at East Cleveland Shaw High School, and went on to earn 12 varsity letters in football, baseball, track, and swimming at Kent State where he was All-Mid American Conference in three sports. The 47-year old Dostal was a Naval Intelligence Officer and UDT Specialist. As a star player with his baseball team, Dostal was sought by the New York Giants but could not get a military release to play professionally.

This past year he was honored as District II strength training Coach-of-the-Year by the National Strength Coaches Association at their convention in Dallas, TX. Dostal is given much credit for Clemson's success in its all around sports program. Dostal received a BS in education from Kent State in '62, and his M.Ed. in '67. Dostal is married to the former Mary Anne Addis. Mrs. Dostal is the Athletic Director's secretary. They have two sons, T. T. (12) and Jay J. (10).

TIGER RADIO NETWORK



Five times the Sports caster of the Year in South Carolina, Jim Phillips is regarded as the top play-by-play man in the state and one of the best in the South.

The sports director of WFBC-radio in Greenville, Phillips is beginning his 14th year as the voice of the Tigers, dating back to 1968. He also handles the broadcast chores for the Tiger basketball network. The Youngstown, OH native is the host of a successful sports talk show on WFBC radio that airs five nights a week.

Prior to coming to Greenville, Phillips was the play-by-play man for Kent State University in both football and basketball for two years. During that period, he was the sports and program director for WFAH Radio in Alliance, Ohio. He also free lanced a late night sports show on WJAN-TV in Canton, Ohio.


Scott Shannon returns to the radio network this fall as color commentator after a three-year absence. Shannon came to WFBC in 1972, and was color commentator for the Tigers in football and basketball for six years. He then worked in the sports department of WAIM radio in Anderson until his return to WFBC in the spring of 1981.

WFBC AM/FM will again originate the Tiger network, headed by general manager Dave Hammond, with as many as 65 stations scheduled to air the Clemson games for 1981. The network will be handled through the office of Dennis DeMichele at WFBC in Greenville. Any information regarding the network should be directed to Dennis at (803) 271-9200 or Allison Dalton, Clemson's sports promotions director at (803) 656-2101.


ATHLETIC STAFF




TIM BOURRET
Associate Sports
Information Director




RICK BREWER
Asst. Ticket Mgr.



ALLISON DALTON
Promotions Director



STEVE HALE
Grad Asst. Coach



BERT HENDERSON
Asst. Trainer



LES JONES
Director of Facilities



KIM KELLY
Assistant Sports
Information Director



REX KIPPS
Grad Asst. Coach



JUNE ROACH
Football Secretary



ELAINE SWEARINGEN
Football Secretary



LARRY SUTTON
Asst. Trainer


Meet The Tigers



Defensive Tackle Jeff Bryant.



CENTER
6-5, 216, Sr.
THOMASTON, GA



TONY BERRYHILL

Since capturing the starting job at center prior to the start of last season, Berryhill has been one of the prime reasons the Clemson offensive line has become so effective . . . second only to Lee Nanney in average grade for offensive linemen . . . had a severe ankle injury prior to the start of the season and missed starting in the Rice contest, but he still played in the game . . . started the next week at Georgia and for the remaining games . . . drew some very tough assignments last season . . . had to block middle guard Eddie Weaver and the tough linebackers against eventual National Champion Georgia and graded out at 60% in the narrow Clemson loss . . . also drew middle guard Emmanuel Weaver of South Carolina and had his best game of the season, as he graded out at 69% . . . in that game, Berryhill threw the key block that sprung fullback Jeff McCall for a 15-yard touchdown run that iced Clemson's 27-6 victory over the Gator Bowl-bound Gamecocks . . . did an outstanding job of moving back the defensive line on goal line situations last season . . . against North Carolina, he gave Wilbur Bullard the room he needed for a 1-yard dive in the 24-19 loss to the Tar Heels . . . graded out over 60% in six games last season . . . was an alternate center in 1979 behind Jeff Thornton on the Peach Bowl squad . . . saw plenty of action and lettered . . . the starting center on the junior varsity team his freshman year . . . a rangy lineman, he was an alternate on the Georgia all-state team his senior year in high school . . . voted the best lineman at Robert E. Lee High School where he earned three letters in football . . . born 4/18/59 in Columbus, Ga . . . majoring in textile technology.


Coach Ford, "Tony has to be one of the top centers in the South. He had to serve his time behind two real good ones in Jeff Bostic and Mark Thornton, and now it is his turn to be in the limelight. He has been a hard worker in the strength training room in the off-season and he is ready to have a great senior year.



DEFENSIVE TACKLE

6-5, 257, Sr.

ATLANTA, GA




JEFF BRYANT


A contender for an All-ACC berth this year . . . the other half of last year's "Upside Down Connection" (Bryant 99 and Steve Durham 66) . . . started the season's first five games, then split time with Dan Benish when Bryant hurt his ankle . . . started at defensive end the last three games . . . played hurt the last six games with his ankle and also a right ring finger injury that was operated on in the off-season . . . second only to Durham in tackles among linemen . . . had 31 first hits and 21 assists . . . his 52 tackles put him sixth on the tackle chart for the season . . . second on the team in sacks with five tackles of the enemy quarterback for a loss of 33 yards . . . had seven tackles for loss of minus 42 yards overall . . . best game of 1980 came against Virginia Tech, when he had five first hits, five assists, one tackle for a loss of two yards, recovered a fumble and also broke up a pass . . . graded out at 97% for that contest . . . 1980 was the first season he was a full-time starter . . . served his apprenticeship under Steve Durham and Jim Stuckey, a pair of pro draftees . . . very quick despite his rugged size . . . had nine tackles in the 1981 spring game, second only to Jeff Davis' 12 for high honors in that game . . . averaged over 25 plays a game as a sophomore, as he was the top backup for both Stuckey and Durham . . . came on strong at the close of 1979 when he made at least four stops in all of the last seven games with the exception of the Notre Dame contest . . . had his season high games against North and South Carolina in 1979 when he made six stops in each of those games . . . has played in 35 straight games . . . had more tackles than any other freshman in 1978 . . . made seven tackles against VPI that year . . . heavyweight wrestling champion during his career at Gordon High School in Atlanta . . . earned two letters in football and three in wrestling . . . played on an 11-2 football team his senior year that finished fourth in the state . . . had an 18-0 record, including 14 pins his senior year . . . born 5/22/60 in Atlanta, GA . . . majoring in industrial education.

VARSITY STATISTICS

Year	G	Tot	Hits	Ast	TL	PBU	CF-RF	Int-Yds
1978	12	31	13	18	1	0	0-0	0-0
1979	12	37	22	15	0	0	0-0	0-0
1980	11	52	31	21	7	1	0-1	0-0
TOTALS	35	120	66	54	8	1	0-1	0-0



LINEBACKER
6-0, 223, Sr.
GREENSBORO, NC



JEFF DAVIS

The ACC's leading tackler by far in 1980 . . . one of the hardest hitting players in the country and a strong All-ACC and All-America candidate . . . a fearless competitor who is always around the ball and has turned in countless big plays for Clemson over the last three seasons . . . Davis has made 294 tackles in his career despite being a starter for only the last two seasons . . . 283 of those tackles have come in the last two seasons alone despite a painful injury that slowed him considerably in 1980 . . . incredibly, 176 of his tackles have been unassisted . . . furthermore, the senior linebacker has caused seven fumbles with his vicious hitting and recovered four . . . despite being severely handicapped by a painful calcium deposit in his ankle which caused him to miss most of the Western Carolina game he was leading tackler on the Clemson team with 160 tackles in 1980 . . . he was credited with 108 unassisted tackles last season which is a new Clemson record for first hits . . . had a phenomenal game vs. Top-Ten North Carolina . . . had 24 tackles, 17 unassisted tackles, including a tremendous blow that completely spun Amos Lawrence around, and seven assists . . . the 24 tackles was the most ever recorded by a Clemson player . . . had 22 tackles vs. Maryland including 16 unassisted tackles . . . made 13 tackles in the South Carolina game including five unassisted stops of Heisman Trophy winner George Rogers . . . a pre-season All-ACC choice for 1980 . . . recorded 123 tackles in 1979 and 63 of them were unassisted . . . his best performance that season was vs. Wake Forest when he returned an interception for a touchdown, recovered a fumble, and made 14 tackles . . . he and Jim Stuckey were the leading Clemson tacklers in the Peach Bowl in '79 . . . had three interceptions that season to tie for the team lead . . . in 1978, Davis earned a letter backing up All-ACC performers Randy Scott and Bubba Brown . . . made 11 tackles that season and came up with an interception vs. Wake Forest . . . an all-conference performer at Dudley High School on the offensive line and at defensive end . . . was moved to linebacker when he arrived at Clemson . . . born 1/26/60 in Greensboro, NC . . . majoring in industrial education.

VARSITY STATISTICS


Year	G	Tot	Hits	Ast	TL	PBU	CF-RF	Int-Yds
1978	12	11	5	6	0	0	0-0	1-10
1979	12	123	63	60	6	5	3-2	3-17
1980	11	160	108	52	2	4	4-2	0-0
TOTALS	35	294	176	118	8	9	7-4	4-27



WIDE RECEIVER

6-0, 179, Sr.

YUMA, AZ



JERRY GAILLARD

Combines with Perry Tuttle to give Clemson the best pair of receivers in the ACC . . . doesn't have great speed but runs expert patterns and has excellent hands . . . has the ability to find the open hole in the secondary . . . excellent down-field blocker . . . reminiscent of former split end Dwight Clark, who is now a star with the San Francisco 49ers . . . has caught 46 passes for 613 yards which ranks him 10th on the all-time receiving list coming into this season . . . has averaged 13.3 yards a catch in his career . . . led Clemson in receiving against South Carolina last year with four receptions . . . his longest reception was a 51-yard pass from Homer Jordan against Virginia last season . . . caught 25 passes for 369 yards in 1980 which was second only to Perry Tuttle in both departments . . . averaged 14.8 yards per catch last season . . . best game of the year was vs. Rice in the season opener when he caught three passes for 86 yards, including a 41-yard catch . . . caught at least one pass in every game except vs. Wake Forest . . . caught five passes for 62 yards vs. Duke . . . had three catches for 51 yards vs. Western Carolina . . . the second-leading receiver on the squad in 1979 with 21 catches for 244 yards . . . averaged 11.6 yards per catch . . . caught four passes for 48 yards in the Peach Bowl . . . had five catches for 56 yards vs. N. C. State including his longest reception of the year, a 26-yarder . . . the leading receiver for Clemson in that game . . . also the leading Clemson receiver vs. Georgia and South Carolina that year . . . clinched a starting berth for the 1979 season when he snared six passes for 104 yards in the spring game . . . earned a letter in 1978 as a reserve defensive back and as an inspired special team member . . . a standout defensive back and running back at Yuma High School his senior season . . . rushed for 973 yards in 164 carries his senior year . . . caught 26 passes and scored eight touchdowns that season . . . played his first three years of high school ball in Enterprise, AL . . . well traveled, his father was in Army . . . has Palmetto State ties as he was born in Anderson, SC on 5/2/60 . . . majoring in administrative management.

VARSITY STATISTICS


Year	G	PC	Yds	Avg	TD	Long
1979	12	21	244	11.6	0	26
1980	11	25	369	14.8	0	51
TOTALS	23	46	613	13.3	0	51



QUARTERBACK

6-0, 174, Jr.

ATHENS, GA



HOMER JORDAN

Began the 1980 fall season listed as "probably a defensive back" . . . however, in pre-season drills, he came on to capture the starting quarterback job . . . started every game for the Tigers in 1980, and in the process broke Steve Fuller's record for total offense by a sophomore . . . rolled up 1683 yards in total offense last season . . . the second leading rusher on the squad with 372 net yards . . . passed the ball for 1311 yards . . . ranks 13th on the all-time passing yardage list with two seasons left to play . . . third in the ACC in passing efficiency last year . . . Clemson's Chevrolet Player-of-the-Game in the North Carolina contest as he passed for 207 yards . . . scored four touchdowns rushing, which led the team . . . scored against Rice, Wake Forest, North and South Carolina . . . had three 200-yard total offense days last year . . . tallied 210 yards in his debut vs. Rice, 207 yards vs. Virginia, 201 yards vs. Wake Forest . . . gained 191 vs. North Carolina, 184 yards vs. Virginia Tech, 158 vs. N. C. State, 153 vs. Duke, and 152 vs. South Carolina . . . the leading rusher and passer for the Tigers in four games last year (Rice, Virginia, N. C. State, and Wake Forest) . . . over the last four games of the season, Jordan was an outstanding passer and came of age as a college quarterback . . . **against last four opponents, three of which went to bowls, Jordan completed 41 of 73 passes (56.2 percent) for 585 yards and only had one pass intercepted** . . . missed most of the 1980 spring practice due to a shoulder injury . . . the backup quarterback and appeared in four games in 1979 . . . came to Clemson from Cedar Shoals High School in Athens, GA . . . a stand-out performer at quarterback, defensive back, and as a kick returner . . . accumulated 1,661 yards in total offense his senior year . . . accounted for 20 TDs that year as he rushed for 13 and passed for seven more . . . born 3/21/60 . . . majoring in industrial management.


VARSITY STATISTICS

Passing

Year	G	Att	Com	Int	Yds	Pct	TD	Long
1979	4	11	3	3	28	.272	0	18
1980	11	172	85	8	1311	.490	4	63
TOTALS	15	183	88	11	1339	.481	4	63

Rushing


Year	G	Att	Yds	Ovg	TD	LG
1979	4	14	45	3.2	0	22
1980	11	153	372	2.4	4	46
TOTALS	15	167	417	2.5	4	46



FREE SAFETY

6-1, 183, Jr.

SUMTER, SC



TERRY KINARD

A strong candidate for All-ACC honors this season as he returns for his third straight season as a starter in the defensive secondary . . . has recorded five interceptions in his career and has returned those thefts for 93 total yards which ranks in the top ten in Clemson history in that category with two seasons left to play . . . has 110 tackles in his career . . . has broken up 12 other passes in his two seasons, more than any active Tiger . . . the leading tackler in the Clemson secondary and third on the team overall despite missing the last two games with a broken upper arm he suffered against North Carolina . . . his most important interception last season came vs. Wake Forest . . . in the waning moments, with Clemson leading 35-33 and Wake Forest driving, Kinard intercepted a Jay Venuto pass to allow Clemson to run out the clock . . . broke up seven other passes for the Tigers last season, second most on the team . . . had eleven tackles against Virginia and Wake Forest . . . had 10 tackles vs. North Carolina and N. C. State . . . a very consistent performer, the lowest grade he received from the coaches was an 87% against Rice . . . his season high was 118% vs. Virginia when he broke up two passes and had 11 tackles . . . also found time to be Clemson's punt return specialist, he returned 12 punts for 50 yards to lead the team . . . in 1979 he recorded three interceptions to tie for the team lead and broke up five other passes . . . his first interception that year set up a touchdown vs. Wake Forest following a 30-yard return . . . the final two were very big as they came against Notre Dame in Clemson's 16-10 victory . . . both came in the fourth quarter with Clemson trying to preserve its lead . . . he had a total of 63 return yards in that contest . . . Kinard also made seven of his 35 tackles that season in the Notre Dame game . . . red-shirted his first year at Clemson due to a shoulder injury suffered after one game . . . at Sumter High School, he played both quarterback and defensive back . . . his uncle played basketball at Florida A&M . . . born 11/24/59 in Bitburg, Germany . . . majoring in industrial management.


VARSITY STATISTICS

Year	G	Tot	Hits	Ast	TL	PBU	CF-RF	Int-Yds
*1978	1	2	1	1	1	0	0-0	0-0
1979	12	35	15	20	0	5	0-0	3-93
1980	9	73	36	37	0	7	2-1	2-0
TOTALS	22	110	52	58	1	12	2-1	5-93

* red shirted



TAILBACK
6-2, 190, Jr.
CAROLEEN, NC



CHUCK McSWAIN

A slashing runner who was Clemson's leading ground gainer in 1980 . . . has gained 987 yards in his first two seasons and could be among the all-time leading rushers by the time he finishes his career . . . voted the ACC's Rookie-of-the Year in 1979, the first Clemson player ever to receive that honor . . . has averaged over 4.7 yards per carry in his two-year career . . . started eight of the 11 games in 1980 and finished the season very strong as he was Clemson's leading rusher in the last three vs. North Carolina, Maryland, and South Carolina . . . gained 544 yards last season on 114 carries . . . tallied against Wake Forest, N. C. State, and Western Carolina . . . had the best game of any Clemson rusher in 1980 when he gained 116 yards on 12 carries against the ACC's top defense, North Carolina . . . gained 87 yards on 15 carries vs. South Carolina . . . Clemson's leading rusher in win over Virginia Tech . . . the third leading rusher for Clemson in 1979 with 443 yards . . . took over the tailback job when All-ACC performer Lester Brown suffered cracked ribs in the middle of the season . . . had the top yards-per-carry average on the team with a 4.8 yard average . . . named ACC Rookie-of-the-Week three times vs. Duke, N. C. State, and Virginia . . . scored six touchdowns which tied him for the team lead in that department . . . gained 120 yards, his career best, on 18 carries and scored two touchdowns in the Duke game . . . had 85 yards on 14 carries and a TD vs. N. C. State . . . gained 62 yards in 15 carries vs. Virginia . . . scored Clemson's last touchdown in the Peach Bowl . . . had an impressive high school career at Chase High School . . . a high school All-American his senior year after gaining 1,156 yards despite missing three games . . . scored 16 touchdowns his last season . . . led Chase to a second-place finish in the state track meet . . . second in the state in the 100-yard dash . . . played basketball during his prep career . . . his brother, Rod, is a sophomore defensive back for the Tigers . . . born 2/21/61 in Rutherfordton, NC . . . majoring in industrial education.

VARSITY STATISTICS										
Year	G	Att	Yds	Avg	TD	LG	Rec	Yds	Avg	TD
1979	12	94	443	4.7	6	38	1	2	1.0	0
1980	11	114	544	4.8	3	32	2	16	8.0	0
TOTALS	23	208	987	4.7	9	38	3	18	6.0	0



OFFENSIVE TACKLE


6-4, 246, Sr.

SPARTANBURG, SC



LEE NANNEY


Member of the All-ACC team in 1980 . . . had an outstanding year and was the most effective blocker in the Tiger offensive line . . . 1981 will be the third straight year that Nanney has been a starter in the Clemson offensive line . . . should be a member of the 1981 pre-season All-ACC team that is selected by the ACC head coaches . . . a tough, aggressive blocker . . . could wind up the year on several All-America lists . . . not only was he named to the first-team All-ACC squad in 1980 he was also tabbed as the ACC's Offensive Lineman-of-the-Week twice for his performances . . . those two times were back-to-back games against National Champion Georgia, and Western Carolina . . . was named to the pre-season All-ACC team in 1980 and lived up to his billing . . . when the Tigers needed short yardage for a first down or were inside the 10-yard line, most of the time, Clemson ran over Nanney for the yardage . . . graded out the highest of the Clemson starting offensive linemen in 10 of the 11 games in 1980 . . . had three games in 1980 in which he graded out at over 70%, Wake Forest (75%), South Carolina (71%), and N. C. State (71%) . . . graded out at 69% vs. Georgia and his key blocking in the game enabled him to be named Offensive Lineman-of-the-Week . . . Nanney was again named the ACC's Offensive Lineman-of-the-Week for the WCU game . . . was scored at 68% in the victory over Virginia . . . against ACC champion North Carolina, Nanney graded out at 65% and was blocking against All-American Lawrence Taylor for most of the game . . . won a starting position in the Clemson offensive line through hard work during fall of 1979 practice and came on to be one of the most pleasant surprises in the offensive line . . . with Clemson's double tight-end offense, Nanney was called upon to do a great amount of blocking . . . switched from defense to offense in spring of 1979 . . . broke the school record in weight lifting between the 1979 and 1980 seasons with a 515 lb. lift . . . in terms of weight lifting, Nanney is the strongest man on the team and in the history of Clemson. A standout player at Dorman High School in Spartanburg . . . played for former Clemson end Lou Fogle . . . named to the Shrine Bowl team following his last season . . . born 6/14/60 in Greenville, SC . . . majoring in textile technology.



DEFENSIVE END

6-5, 220, Sr.

DUNCAN, SC




BILL SMITH

Experienced fifth-year performer who will start at defensive end for the Tigers this year . . . has had an injury-plagued career at Clemson . . . sat out the entire 1979 season with a knee injury . . . had to have another knee operation on a different knee this past spring and his health will be one of the most important questionmarks for the coming season . . . played in 10 of the 11 games last year, missed only the opener against Rice . . . played sparingly against Georgia, then started the last nine games of the season at defensive end . . . had his biggest play of the season against Virginia when he recovered a blocked punt and scampered 11 yards for a touchdown in Clemson's comeback win over the Cavaliers . . . first Clemson player to score on a blocked punt in 17 years . . . had a season-high eight tackles against Virginia Tech so he enjoys playing those Virginia teams . . . recovered fumble in the Wake Forest game . . . first among the defensive ends in tackles last year with 43 . . . was battling for the starting tight end position in the fall of 1979 before he suffered the knee problem that ended his season . . . has played three positions at Clemson and has been a first-team player at two of them . . . obviously, one of the most versatile players on the team . . . began the 1978 season at defensive end and had two interceptions after the first three games . . . when injuries crippled the offensive line, Smith moved over to that side . . . played with the offense the rest of the season . . . made 15 tackles in 1978, including three in the Gator Bowl against Ohio State . . . earned a letter as a freshman in 1977 as a special teams player . . . the South Carolina 3A Lineman-of-the-Year his senior year at Byrnes High School . . . named all-area, All-Southern and participated in the Shrine Bowl . . . most valuable lineman of the Shrine Bowl that year . . . born 9/28/59 . . . majoring in administrative management.

VARSITY STATISTICS


Year	G	Tot	Hits	Ast	TL	PBU	CF-RF	Int-Yds
1977	10	1	1	0	1	0	0-0	0-0
1978	12	15	9	6	2	1	0-1	2-11
1980	10	43	21	22	3	1	0-1	0-0
TOTALS	32	59	31	28	6	2	0-2	2-11



WIDE RECEIVER

6-0, 180, Sr.

WINSTON-SALEM, NC




PERRY TUTTLE


An All-America candidate in his final season and a highly regarded pro prospect . . . has caught at least one pass in the last 20 games he has played in . . . he has only been shutout once in the last two seasons out of 23 games . . . in the past two years Tuttle has gained over 50% of all the yardage picked up by the Tigers through the air, the Tigers have gained 2,894 yards, Tuttle 1,459 . . . has also accounted for over 45% of all passes caught over the past two years . . . the **first team All-ACC** wide receiver in 1980 as he led the league in receiving yardage . . . gained 915 yards which broke All-Pro Jerry Butler's single season record for receiving at Clemson . . . will probably end his career as the all-time leading receiver in Clemson history as he needs only 572 yards to break Butler's record of 2,223 yards . . . has already accumulated 1,651 yards in catches which ranks him second to Butler . . . has caught 98 passes in his career which ranks him third on the all-time list in that category . . . needs 41 catches in 1981 to break that record . . . could wind up holding the record for most yardage receiving for every class . . . holds the freshman receiving record with 192 yards, for a sophomore with 544, and for juniors with 915, and needs 909 yards this season to break the senior receiving record held by Jerry Butler . . . has scored nine touchdowns in his career . . . has scored three of those touchdowns against Wake Forest, one in each year . . . the eight touchdowns he has scored over the past two seasons constitute all the touchdowns the Tigers have scored through the air in 1979 and 1980 . . . has led Clemson by far in receiving over the past two years . . . is averaging 16.9 yards a reception in his career . . . **1980 SEASON:** Gained 915 yards on 53 receptions . . . averaged 17.3 yards per catch . . . all three statistics led the team . . . scored on a 59-yard pass in the season opener vs. Rice, a 56-yard broken-field scamper vs. Virginia, a 22-yard pass play vs. Wake Forest, and a 46-yard catch on the last play of the first half vs. Duke . . . his longest reception of the year was a 63-yard bomb against North Carolina which set up a field goal on the last play of the first half . . . on that play, Tuttle suffered a rib injury which caused him to miss the second half of the UNC game and severely slowed him in the last two games of the 1980 season . . . he had gained 88 yards in the first half vs. North Carolina . . . had three games in which he gained over 100

yards through the air . . . had his best game vs. Virginia Tech when he gained 140 yards on only six catches, gained 124 yards vs. Wake Forest on 10 receptions, and 105 yards on only four passes . . . was named the ACC Lineman-of-the-Week for his play against Rice . . . gained 92 yards vs. National Champion Georgia and Duke . . . ran the end around twice last year and gained 23 yards . . . in 1980, the Tigers gained 1311 yards through the air and Tuttle was at the receiving end of 915 of those yards . . . **1979 SEASON:** Was the leading receiver on the team with 544 yards on 36 catches . . . averaged 15.1 yards per catch . . . scored four touchdowns . . . scored twice against Virginia Tech, once against Furman, and once against Wake Forest . . . his TD against Furman was a short down-and-out that Tuttle turned into an 81-yard TD pass . . . that TD was his longest reception of the year and one of the longest TD catches in Clemson history . . . picked up 145 yards receiving in the Furman game which was the third best yardage total in receiving in Clemson history . . . his TDs vs. Virginia Tech came on passes of 34- and 8-yards . . . scored on a 10-yard strike vs. Wake Forest . . . had seven games in which he caught three or more passes . . . **1978 SEASON:** Served as Jerry Butler's backup but still set the record for most yards gained by a freshman receiver . . . gained 192 yards in nine catches for a 21.3 average per catch which was the best average on the team by far . . . had three receptions in the Gator Bowl vs. Ohio State . . . caught one TD pass, that coming against Wake Forest on a 42-yard pass from Steve Fuller . . . **HIGH SCHOOL:** A standout player in three sports at North Davidson High School in Winston-Salem, NC . . . lettered three times in football and basketball . . . a highly recruited player . . . selected to an all-star baseball team despite the fact that he played only one year . . . born 8/2/59 in Lexington, NC . . . majoring in administrative management . . . does the forty in 4.42 on grass, fastest on the team.

VARSITY STATISTICS

Year	G	RECEIVING				TD	LG	TC	RUSHING		
		No	Yds	Avg					Yds	Avg	LG
1978	11	9	192	21.3		1	42	5	55	11.0	22
1979	12	36	544	15.1		4	81	2	12	6.0	8
1980	11	53	915	17.3		4	63	2	23	11.5	18
TOTALS	34	98	1651	16.9		9	81	9	90	10.0	22



89**KENDALL KIRK (KENDALL) ALLEY WR**
6-0, 170 Sophomore from Salisbury, NC

A sure-handed wide receiver who brings added depth to the corp of Tiger wide outs and flankers . . . listed as the third-string flanker behind Tuttle and Stockstill at the end of spring work . . . saw considerable action in the spring . . . caught one pass for eight yards in the 1981 spring game . . . was red-shirted last season, so he still has three years of eligibility . . . caught two passes for 37 yards in the 1980 Orange & White game . . . saw action with the varsity in 1979, but he did not catch a pass . . .

averaged over 19 yards a catch and hauled in eight touchdown passes in high school . . . catches totaled 628 yards . . . named to play in the North-South All-Star game and the East-West All-Star game . . . voted all-state, all-conference, and all-county his senior year . . . junior year caught 12 passes for 378 yards and four touchdowns, and was named all-county . . . earned seven letters at North Rowan High School, two in football for Head Coach Larry Thomason, four in baseball, and one in basketball . . . born 12/16/60 in Salisbury, NC . . . majoring in administrative management.


69**VERNIE LEE (VERNIE) ANTHONY MG**
6-3, 245 Junior from Collins, GA

Listed as the backup middle guard going into fall practice . . . was switched from offensive guard to nose man last spring . . . learned the position quickly and had a great spring practice . . . with continued hard work, he could see much playing time this season . . . had two first hits and one assisted tackle in the 1981 Orange & White game . . . saw action last season as an offensive guard in the Duke contest . . . has great quickness, which will help now that he is on the other side of the line of scrimmage

. . . attended Reidsville High School where he played for Danny Scott for four years . . . all-conference and all-area his senior season . . . earned an incredible 15 letters in high school, four each in football, basketball and track, and three in baseball . . . played on a pair of conference football championship teams during his career . . . born 1/31/61 in Reidsville, GA . . . majoring in industrial education.



VANDELL (VANDELL) ARRINGTON DB
6-0, 175 Sophomore from Fayetteville, NC




Was moved from tailback to cornerback last spring . . . is listed behind Anthony Rose as right cornerback going into fall practice . . . got valuable experience in the spring drills . . . had two solo hits in the spring game for the Orange . . . red-shirted last season . . . has good speed . . . as a reserve tailback, he saw limited action with the varsity in 1979 . . . appeared in three games and had two carries for zero yards . . . the back-up to Cliff Austin in the spring of 1980 . . . this spring was the first prolonged

work he has gotten, as he has been plagued with nagging injuries since he came to Clemson . . . named the most valuable runningback at E. E. Smith High School . . . selected to numerous all-star teams . . . voted the best athlete at his high school his senior year . . . once named area Player-of-the-Week . . . played numerous positions in high school, a tradition he has kept at Clemson . . . lettered seven times, three times in football under Head Coach William Carver, three times in track, and once in basketball . . . born 12/28/60 . . . majoring in education.



CLIFFORD (CLIFF) AUSTIN RB, 2VL
6-0, 190 Junior from Scottsdale, GA



A very dependable backup tailback . . . played in 10 games last fall . . . he matched his number as he was the seventh leading ball-carrier on the team . . . had 26 carries for 72 yards . . . his big game of the year was against Georgia where he carried 12 times for 39 yards without a loss . . . also had a good day against Wake Forest when he carried five times for 25 yards . . . also caught a pass against Rice in the season opener . . . sat out all of the 1979 season with a knee injury as he suffered

ligament and cartilage damage when tackled on a run in the fourth quarter of the '79 spring game . . . although he was the third-string tailback, he made quite an impression on Clemson's 1978 ACC and Gator Bowl title year . . . and, not the least of which was a one-yard touchdown run against Ohio State in the Gator Bowl which proved to be the winning points . . . just as he scored the last points in the season finale, he scored the last points in the season opener against The Citadel . . . also ran for 46 yards on 11 carries that day, which was his first outing for the Tigers . . . fourth on the team in scoring that season with four touchdowns for 24 points . . . had his best effort of the season at Wake Forest when he ran for 68 yards in 14 carries . . . all-state twice during his career at Avondale High School . . . rushed for 1,668 yards and scored 21 touchdowns as a junior . . . had 642 yards in only six games his senior season because of an ankle injury . . . had 2,310 yards in only 175 carries for a 13-yard average


his final two years . . . born 3/2/60 in Atlanta, GA . . . majoring in administrative management.

Varsity Statistics

Year	No	Rushing			
		Yds	Avg	TD	Long
1978	37	179	4.8	4	20
1979	DNP — Knee Injury				
1980	26	72	2.8	0	12
TOTALS	63	249	3.9	4	20



RICHARD DEAN (RICK) BAILEY OG
6-5, 250 Sophomore from Melbourne, FL




One of the starting tackles for the junior varsity last year . . . moved to guard from tackle in the spring, where he will serve as a backup this fall . . . had an outstanding prep career at Eau Gallie High School . . . named All-Central Florida in football for Head Coach Dean Bailey . . . named second-team all-state offensive lineman for 1979 . . . selected Outstanding Lineman by the **Melbourne Times** . . . an all-coast and all-district wrestling champion . . . lettered three times each in football and wrestling and

once in track . . . quite a wrestler, he held the school record for most pins . . . district unlimited champion in 1978 . . . born 6/15/62 in Fort Lee, VA . . . majoring in textile technology.



TIMOTHY MARK (TIM) BASICH LB
6-1, 175 Sophomore from Delta, OH




A walk-on with potential . . . started both of the JV games . . . is listed as Jeff Davis' and Dean Day's backup as weak-side linebacker . . . had a good spring practice . . . had four first hits and one assist in the Orange & White game last spring . . . a versatile athlete, he lettered in three sports at Delta High School . . . lettered four years in track and three in football . . . holds three school records — triple jump, high hurdles, and career field goals . . . was voted most valuable player in football and track his senior

year . . . named to the all-district team in football . . . finished sixth in the state in the 220-yard dash his last year as a thinclad . . . also lettered two years in basketball . . . was named to the all-league team in all three sports his final campaign . . . father played football and baseball at Toledo . . . brother, Rick, played football at Clemson . . . born 9/3/62 . . . majoring in administrative management.

71

DANIEL J. (DAN) BENISH DT, 2VL
6-6, 250 Junior from Hubbard, OH



Listed as the starting left tackle going into the fall . . . saw action in all eleven games last season . . . started the last six contests when Jeff Bryant was sidelined with an injury . . . had 37 tackles for the season, 22 first hits and 15 assists, recovered a fumble, and had four tackles for a loss of 10 yards . . . had a good day against Maryland where he had four first hits and five assists . . . had five solo tackles against South Carolina and caused a fumble against North Carolina . . . graded out at 96 percent


in limited play against Georgia . . . did not play in the Orange & White game last spring because of a knee injury in the last scrimmage before the game . . . has since healed completely and he will be 100% for the fall . . . earned his berth as back-up to Bryant in the spring of '80, when he had an outstanding spring, topped off by a fine performance in the Orange & White game when he made nine tackles . . . that tied for the highest tackle total on the White team that day . . . reserve behind All-American Jim Stuckey in 1979 . . . saw action at tackle in seven games and participated in twelve contests overall as a rookie . . . a mainstay on the special teams his freshman year . . . made five tackles in 1979, including one for minus yardage against Wake Forest . . . had a season-high three tackles against Furman in his first game as a Tiger . . . a standout performer at Hubbard High School in Hubbard, OH . . . named to the North-South All-Star game in Ohio his senior season . . . all-state, all-county and all-conference as a defensive tackle . . . born 11/21/61 in Youngstown, OH . . . majoring in administrative management.

VARSITY STATISTICS

Year	G	Tot	Hits	Ast	TL	PBU	CF-RF	Int-Yds
1979	12	5	3	2	1	0	0-0	0-0
1980	11	37	22	15	4	0	1-1	0-0
TOTALS	23	42	25	17	5	0	1-1	0-0

58

DAVID ANDERSON (DAVID) BOUNDS OT
6-3, 243 Junior from Summerville, SC




Sat out last two years with an injury . . . he was granted another year of eligibility after the 1979 season . . . should be Clemson's snapper on long punts and field goals . . . second-team offensive tackle behind Lee Nanney coming into fall drills . . . will provide backup strength at tackle . . . participated as a starter in every JV game in 1978 . . . dropped some pounds to improve his quickness before 1979 season . . . came to Tigertown from Coach John McKissick's Summerville High School team . . . a former

high school teammate of Tiger quarterback Bo Blanton . . . a Shrine Bowl and South Carolina All-Star game selection his senior year . . . voted Lineman-of-the-Year by the Palmetto

Touchdown Club . . . honorable mention All-American according to various services . . . father, Jess, played tackle on Tulane's 1949 champions . . . born 7/31/59 in Orlando, FL . . . majoring in industrial education.

57

JOHN NICHOLAS (NICK) BOWMAN DE, 2VL
6-2, 190 Senior from Crossville, TN




One of the mainstays on the specialty teams . . . played in all eleven games with the suicide squad last year . . . will backup Bill Smith and Edgar Pickett at defensive end this season . . . earned a letter in 1979 as a reserve linebacker . . . had two assists in the 1980 spring game as an end for the Orange team . . . played JV ball in 1977 . . . missed 1978 with a knee problem that required knee surgery . . . all-Mid-State at Cumberland County High School in 1976 . . . team's outstanding defensive player . . . played

basketball and golf . . . born 11/17/58 . . . majoring in recreation and park administration.

68

GARY ANTHONY (GARY) BROWN OT, 2VL
6-3, 257 Junior from Philadelphia, TN




Will be entering his third season of starting for the Tigers this fall . . . by the time he is finished, he should be one of the best tackles in the South . . . had only three games last season where he failed to grade out at better than 50% for his blocking . . . had three games (N. C. State, Wake Forest, and North Carolina) where he graded out at better than 60% . . . was a great help to Brian Clark, Tony Berryhill, and Brad Fisher in learning to play the offensive line . . . started every game his freshman year in

1979 and he was one of only two rookies to start any games at all . . . red-shirted his first year, but he earned his starting spot in the lineup during spring drills in 1979 and has held the position ever since . . . given much credit by the coaches for success in the offensive line . . . seemed to improve every game . . . learned his trade by playing next to Jeff Bostic, who no doubt had an influence on his improvement . . . missed the '78 season with a knee injury and was granted another year of eligibility . . . an All-East Tennessee selection his senior year at Loudon High School where he earned four letters in both football and basketball . . . prep team won the state championship in football his sophomore year . . . a cousin to former Tiger linebacker Bubba Brown, who was also a member of that championship team . . . born 3/24/60 in Sweetwater, TN . . . majoring in industrial education.

9

KENNETH SCOTT (KEN) BROWN QB-WR 1VL
6-2, 185 Sophomore from Hartwell, GA



A backup wide receiver who saw considerable action on the varsity team last year, especially when Clemson went to the three receiver offense . . . played every game with the varsity on the suicide squad and earned a letter . . . a versatile performer, he played quarterback as well as wide out for the JV . . . in the two JV games he rushed three times for nine yards, attempted a pass, and caught one pass for 10 yards . . . used at both positions in the Orange & White game last spring . . . carried four

times for 20 yards and caught two passes . . . passed for 1800 yards and rushed for 2100 more during his junior and senior years at Hartwell County High . . . played in the Georgia High School all-star game after his senior year . . . named Outstanding Back for his high school in both 1978 and 1979 . . . named to the All-Northeast Georgia Area Football Team by the **Anderson Independent** in both 1978 and 1979 . . . selected Northeast Georgia Back-of-the-Year by the same paper after his senior season . . . named by the **Daily News** (Athens, GA) as the quarterback on the 1979 All-Area Prep Football Team . . . selected by the **Atlanta Journal and Constitution** as one of Best 11 College Prospects in Georgia for 1979 . . . named to the 1979 Georgia High School All-State AAA Football team by the same paper . . . lettered three times each in basketball and tennis and once in baseball at Hartwell County . . . born 5/31/62 in Atlanta, GA . . . majoring in mechanical engineering.

72

RAINAUD FERNANDO (RAY) BROWN DE, 1VL
6-4, 215 Sophomore from Rome, GA



Started the opener against Rice and suffered an injury . . . made the trip to Virginia but he contracted a viral illness Friday night before the game that forced him to miss the rest of the season . . . was granted another year of eligibility, so he still has three left . . . did not practice in the spring, as he was still recovering . . . should be ready to play in the fall, however . . . in his limited action, he made two tackles — one solo and one assist . . . started the last two games of his freshman year against


South Carolina and Baylor (Peach Bowl) . . . he excelled in both contests, making eight stops against the Gamecocks and nine against the Bears . . . received some votes for defensive MVP in the Peach Bowl . . . made only 25 tackles all season, as he did not really get his chance until the USC contest . . . very agile with an uncanny knack for finding the ball . . . also injured most of the 1980 spring season, and he missed the spring game . . . played well against Furman in opener of 1979, then started against Maryland . . . in on 38 plays against the Terrapins and made four tackles . . . returned to the reserve role until the Gamecock game when

Bob Goldberg was ruled out of action . . . a three-year starter at East Rome High School in Rome, GA . . . the **Atlanta Constitution** named him Lineman-of-the-Year in 1978 . . . **Parade Magazine** put him on the honorable mention team his senior year . . . earned eight letters in football, basketball, and track during his prep career . . . born 8/28/61 in Rome, GA . . . majoring in recreation and park administration.

VARSITY STATISTICS								
Year	G	Tot	Hits	Ast	TL	PBU	CF-RF	Int-Yds
1979	11	25	16	9	0	0	0-0	0-0
1980	2	2	1	1	0	0	0-0	0-0
TOTALS	13	27	17	10	0	0	0-0	0-0



ROGER LEE (ROY) BROWN LB, 1VL
6-1, 190 Sophomore from Myrtle Beach, SC



A reliable member of the specialty teams . . . played in eight games, enough time to earn a letter . . . will provide backup strength at linebacker this season . . . should see quite a bit of action as a linebacker . . . brother of former Tiger great Lester Brown, who is now playing with the Saskatchewan Rough Riders of the CFL . . . prepped at Myrtle Beach High School, where he was a three-time all-state selection for Doug Shaw . . . a member of the 1980 Prep All-America team as chosen by the High School Coaches Association . . . his prep team won the conference title three years in a row . . . named to the North/South All-Star team . . . lettered in football, basketball, and track during his career at Myrtle Beach . . . born 7/30/61 in Myrtle Beach, SC . . . majoring in recreation and park administration.



WILBUR LOUIS (WILBUR) BULLARD TB
5-11, 170 Junior from Laurel Hill, NC




A reliable backup with good speed . . . ranked eighth on the team in rushing for last season, despite playing in only three games . . . carried 11 times for 47 yards . . . scored against North Carolina from one yard out in the Tigers' furious fourth-quarter comeback . . . had 10 carries for 44 yards in the second half of the contest . . . had 17 carries for 55 yards in the two JV contests . . . scored against the Georgia JV . . . made great improvement in the spring game of 1980 . . . suffered from an arm injury most of his freshman year . . . played with the JV in 1979 . . . rushed for an incredible 1,700 yards his senior year at Scotland High School . . . averaged 9.1 yards a carry . . . he was named to the all-conference and All-East team his senior year . . . played for Mike Dubis and lettered two years in football . . . in track, he was the third fastest in North Carolina in the 100-yard dash . . . all-conference hurdler . . . lettered twice in track . . . born 1/3/61 in Laurinburg, NC . . . majoring in administrative management.

VARSITY STATISTICS

Year	G	No	Rushing Yds	Avg	TD	Long
1980	3	11	47	4.3	1	11

62

BRIAN LEE (BRIAN) BUTCHER TE, 1VL
6-5, 218 Junior from Roswell, GA




A reserve tight end who lettered on the basis of his work with the specialty teams last year . . . played with the JV team in both games last season but did not catch a pass . . . should get more playing time this season . . . played football, basketball, and track at Crestwood High School . . . lettered three years in each sport . . . was named to the North Fulton All-Star team in both football and basketball . . . his basketball team finished sixth in the state his senior year . . . voted the most improved

basketball player on the team for three years in a row . . . born 9/28/60 in Knoxville, TN . . . majoring in sociology.

55

RANDALL C. (RANDY) CHEEK LB, 1VL
5-11, 200 Senior from Augusta, GA




Listed as Danny Triplett's backup at linebacker going into fall practice . . . earned his letter for his work with the specialty teams last season . . . played on the JV teams for the last two years . . . a walk-on, he has shown a great deal of determination to make as much progress as he has . . . came to Clemson in 1978 after a fine prep career at Butler High School . . . earned three letters under Oliver Russell . . . named 4A all-state and honorable mention All-South his senior season . . . in his junior

and senior seasons he was named team MVP . . . averaged 15 tackles a game and picked off six passes for the year in his final season; also earned three letters in golf . . . father played baseball at South Carolina . . . born 9/16/59 in Augusta, GA . . . majoring in administrative management.

26

TIMOTHY POWELL (TIM) CHILDERS SS
6-1, 180 Sophomore from Gaffney, SC




Listed as the starting strong safety going into the fall . . . saw action with the JV team last year . . . suffered a shoulder injury that required surgery after spring practice . . . had a good spring practice, even with the injury . . . red-shirted his freshman year . . . solid, all-around athlete who came to Clemson as a quarterback . . . a standout performer at Gaffney High School for Head Coach Bobby Carlton . . . a four-year letter-winner in football . . . an honorable mention All-American and participant in

the North-South All-Star game . . . led his team to a conference championship and garnered all-conference honors . . . voted Offensive Player-of-the-Year by his teammates . . . born 7/25/61 in Gaffney, SC . . . majoring in administrative management.

70

BRIAN ERWIN (BRIAN) CLARK OG, 2VL
6-7, 241 Senior from Ft. Meyers, FL




Entering his second season as starting guard for the Tigers . . . played in all eleven games last season, and started seven . . . even though he did not start every game, he played a majority of the time . . . his best game of the year came at Wake Forest, where he was in on 71 plays and got a coaches' grade of 69% for his efforts . . . graded out 67% in the losing effort against Duke . . . at 6-7 he and Jeff Cruce are the tallest Tigers on the squad . . . one of the most versatile linemen on the team . . . began 1979

as a backup to Gary Brown at tackle, but ended up the season at tight end . . . moved to guard in 1980's spring practice . . . lost out to Gary Brown for the starting tackle slot in the spring of 1979, but he became one of the main cogs of the Clemson trench warfare unit . . . when the coaching staff decided on a double tight end offense, Clark played tight end and guard . . . did not catch a pass as an end, but his blocking was an integral part of the Clemson offense . . . led his team to a pair of conference runnerup finishes his last two prep seasons . . . his brother, Harvey, plays for Charley Pell at Florida . . . born 9/22/60 in Anderson, SC . . . majoring in mechanical engineering.

38

BRENDON ANTHONY (BRENDON) CRITE RB, 1VL
5-10, 180 Junior from Brevard, NC



Saw action in all eleven games, mainly as a backup to Chuck McSwain, although he did start three contests (Duke, N. C. State, and Wake Forest) . . . fifth on the team's rushing list . . . had 44 carries for 220 yards, a 5.0 average, and that was high for the offensive backs . . . scored three touchdowns, which tied him for the team lead with Homer Jordan . . . he scored on a three-yard run against VPI in Clemson's Homecoming, and a one-yard run against Duke, but his big score was a 26-yard run on the

first play of the fourth quarter of the Virginia game, which started Clemson's unbelievable 17-point comeback to beat the Wahoos . . . also caught two passes for 53 yards . . . longest catch was for 36 yards against VPI . . . had a good spring, and rushed four times for 14 yards in the Orange & White game . . . listed as the backup to McSwain again this season . . . saw action in five varsity games his freshman season . . . carried the ball six times for 22 yards, a 3.7 average . . . had a long run of six yards . . . saw considerable

action with the 1979 JV's . . . rushed for over 3000 yards in his high school career . . . selected to play in the North-South All-Star game . . . rushed for 1,577 yards as a senior . . . led his team to a 12-1 record and to the semifinals of the state tournament . . . his junior year he rushed for over 1000 yards and led the team to an 11-1-1 season before a loss in the state semifinals ended their season . . . sophomore year he rushed for 666 yards, starting in seven games . . . also ran track for Brevard High School and was voted most valuable player of the track team in both his junior and senior years . . . earned seven letters in high school . . . three in football and four in track . . . born 6/1/61 in Brevard, NC . . . majoring in industrial education.

VARSITY STATISTICS

Rushing

Year	G	No	Yds	Avg	TD	L
1979	5	6	22	3.7	0	6
1980	11	44	220	5.0	3	26
TOTALS	16	50	242	4.8	3	26

Receiving

Year	No	Yds	Avg	TD	L
1979	0	0	0.0	0	0
1980	2	53	26.5	0	36
TOTALS	2	53	26.5	0	36

54

JEFFREY LANCE (JEFF) CRUCE OT
6-7, 240 Sophomore from Lake City, FL



A reserve offensive tackle that started both of the JV games last fall . . . saw action with the varsity against Wake Forest . . . is listed as Gary Brown's backup going into fall practice . . . had a good spring . . . was moved to center when he came to Clemson, but has been moved back to tackle for 1981 . . . should see more playing time this fall . . . started at tackle for Columbia High School . . . named Most Valuable Offensive Lineman in 1979 by the **Lake City Reporter** . . . a member of the All-

Gateway Conference Championship team . . . played for Coach Bobby Simons, and was captain of the Columbia team . . . also lettered in basketball . . . born 4/4/62 in San Antonio, TX . . . majoring in industrial education.

37

JOSEPH TYRONE (TY) DAVIS CB
6-1, 173 Sophomore from Athens, GA



Gained valuable experience last year in his initial year at Tigertown . . . appeared in nine games last year at cornerback . . . made one tackle and was credited with an assist . . . is listed behind a senior, Anthony Rose, and a third-year player, Vandell Arrington, at right cornerback at the end of spring drills . . . should see plenty of action in 1981 . . . a solid player who has also performed on specialty teams . . . came to Clemson after a fine career at Cedar Shoals High School where he was a teammate

of Clemson quarterback Homer Jordan . . . set the record at Cedar Shoals for the most interceptions in a single game and in a season . . . played for John Waters and lettered all three years he played . . . also lettered in basketball three times and earned a monogram in track twice . . . born 11/17/61 in Athens, GA . . . majoring in administrative management.



WILLIAM HENRY (BILLY) DAVIS FS, 1VL
6-4, 190 Sophomore from Alexandria, VA



One of Clemson's top recruits in 1980 who saw action in almost every game last year at either the defensive back spot or returning punts . . . listed as Terry Kinard's backup at free safety at the end of spring practice . . . a rangy defender who can cover a lot of ground . . . has excellent hands and returned 12 punts for 45 yards last season . . . capable of breaking a long return . . . will see plenty of action this season . . . in his first game at Clemson vs. Rice, he graded out at 67% . . . saw action

in two junior varsity games and returned two punts for 14 yards . . . came to Clemson as a highly prized recruit from Mount Vernon High School where he had an outstanding career under head coach Bruce Patrick . . . selected as a first-team All-America in 1979 by **Scholastic Coach** and the NHSACA . . . also the Player-of-the-Year in Virginia that year . . . named to the All-Washington D. C. team and the All-South squad . . . listed as the number-one prospect out of Virginia his senior year . . . an all-around athlete, he lettered three times in football and basketball and twice in baseball . . . born 12/6/61 in Alexandria, VA . . . majoring in sociology.

VARSITY STATISTICS

Punt Returns

Year	No	Yds	Avg	LG
1980	12	45	3.8	11



RICHARD DEAN (DEAN) DAY LB
6-1, 210 Junior from North Augusta, SC




A versatile athlete who is exceptionally hard working . . . switched from fullback to linebacker in the spring . . . his hard work earned him the backup spot to Jeff Davis at the strong side linebacker position heading into the fall . . . had a solid spring game and had three initial hits . . . a big, burly player who missed most of the 1980 season with injuries . . . played on specialty teams with the varsity . . . appeared in two junior varsity games at fullback and gained 93 yards on 26 carries which was the second

highest total on the team . . . sat out the 1979 season as a red-shirt . . . came to Clemson from North Augusta High School . . . played for coach Hubert Morris . . . played in the 1977 Shrine Bowl game . . . the outstanding offensive player at his high school . . . his squad won the conference cham-

pionship his junior and senior years . . . earned seven letters in high school, three in football, two in basketball, one in baseball, and one in track . . . born 9/22/60 in Augusta, GA . . . majoring in industrial management.

94

WILLIAM HENRY (WILLIAM) DEVANE MG, 1VL
6-2, 250 Sophomore from Jacksonville, NC



A very strong and agile defender who is listed as Clemson's starting middle guard heading into fall practice . . . should make a big contribution to the Clemson defense this season . . . had an excellent spring practice and had four tackles in the Orange-White game . . . one of the tackles was for a five-yard loss and another was a five-yard sack . . . appeared in seven games in the 1980 season either at middle guard or on specialty teams . . . in the three games he played middle guard he made


11 tackles, one for a loss . . . had an outstanding game vs. Duke at middle guard . . . made seven tackles in a short period of time . . . had two tackles against N. C. State and South Carolina . . . had an outstanding prep career at Jacksonville Senior High School where he played for Ray Durham . . . participated in both the Shrine Bowl and the East-West games . . . had 15 sacks in 12 games in his final prep season . . . also intercepted two passes, a rarity for defensive linemen . . . named Player-of-the-Year in Onslow County, NC in 1979 . . . lettered two times each in football, basketball, and track . . . born 5/28/62 . . . majoring in mathematical sciences.

VARSIITY STATISTICS

Year	G	Tot	Hits	Ast	TL	PBU	CF-RF
1980	3	11	5	6	1	0	0-0

85

JOSEPH (BUBBA) DIGGS TE, 2VL
6-3, 220 Junior from Augusta, GA



A strong candidate for the starting nod at tight end this season, he was listed as the number-one player at that position at the close of spring practice . . . has shown steady improvement since coming to Clemson in 1978 . . . red-shirted in 1980 due to a bone chip in his elbow . . . appeared in two games before the injury and caught 3 passes for 24 yards . . . should provide another solid receiver to compliment Tuttle and Gaillard . . . has the size and strength to be an excellent blocker . . . saw ac-

tion in all 12 games in 1979 at either tight end or on special teams . . . didn't catch a pass that year but was an integral part of the Tiger running attack as a blocker . . . missed all of spring practice following the 1979 season recovering from an automobile accident . . . prepped at Butler High School and played for Oliver Russell . . . caught 20 passes for better than 20 yards a catch his senior year . . . earned three letters in football and basketball . . . cousin of Shelton Diggs a


former four-year letterman wide receiver at Southern Cal during the early 1970's . . . born 6/20/60 in Oahu, Hawaii . . . majoring in recreation and park administration.

VARSITY STATISTICS

Year	G	Receiving				
		No	Yds	Avg	LG	TD
1979	12	0	0	0.0	0	0
1980	2	3	24	8.0	10	0
TOTALS	14	3	24	8.0	10	0



CHARLES RICHARD (RICHARD) DONALDSON SS
5-10, 173 Sophomore from Fay, NC



Another versatile Tiger player who has successfully made the transition from offense to defense . . . switched from wide receiver to strong safety in the spring . . . worked his way up to second string behind Tim Childers by the end of the spring . . . made an unassisted tackle in the spring game . . . did not see much action with the varsity in 1980 . . . an all-around player at Douglas Byrd High School . . . was all-conference at defensive back his junior year and all-conference as a wide receiver

his senior year . . . played under present Clemson coach Lawson Holland during his prep career . . . lettered three times in football and once in baseball during his three years . . . born 1/11/62 in Frankurt, Germany . . . majoring in administrative management.



JOSEPH WALTER (JOE) ELLIS OG
6-4, 240 Sophomore from Toms River, NJ




Showed steady improvement during last season and started the Duke game . . . will likely see plenty of action this season . . . listed as the second string right offensive guard . . . one of Clemson's most highly prized recruits in 1980 . . . named to the Gold and Silver lists by the **Blue Chip Recruiters Report** . . . prepped at Toms River High School . . . played for head coach Robert Fiocco and reaped numerous awards . . . named by the **New York Daily News** to the 1978-79 Monmouth and Ocean all-star

team . . . honorable mention choice on the 1979 Prep All-American Football Squad . . . received all-state, all-area, and all-conference honors . . . also a heavyweight wrestling champion in 1978 and 1979 . . . lettered in football, wrestling, and track during his high school days . . . his brother, William, wrestled at Maryland . . . born 10/6/61 in Toms River, NJ . . . majoring in recreation and park administration.

14

RICHARD MICHAEL (MIKE) EPPLEY QB
6-1, 185 Sophomore from Charlotte, NC




An outstanding all-around athlete who is playing both football and basketball at Clemson . . . missed most of spring practice due to the basketball season and then broke his wrist when he started spring practice . . . later, suffered torn ligaments while playing basketball in a pickup game in April and underwent surgery . . . playing time this season will be dictated by how quickly he can rehabilitate his knee . . . saw limited action with the varsity in his first season . . . played against Wake Forest and

Maryland . . . attempted one pass last year . . . had an outstanding game vs. Georgia in JV action when he completed 10 of 14 passes for 171 yards . . . rushed for 31 yards in that 35-17 victory over the Georgia Pups . . . joined the basketball team after the season had started due to football . . . playing time increased as the season went on . . . got into six games on the hardcourt, including two ACC games . . . had an outstanding all-around career at Harding High School in Charlotte . . . had a perfect 4.0 grade point average in four years . . . a high school All-America in both 1978 and 1979 . . . played in the Shrine Bowl . . . completed 64 of 124 passes for 950 yards in his senior year . . . was the recipient of the Frank Johnstone Jervey scholarship in 1980 which is given to the most outstanding incoming student-athlete at Clemson . . . first athlete at Clemson to receive the scholarship since Steve Fuller won the grant . . . averaged 14 ppg and 8 assists as a point guard in high school . . . born 7/22/62 in Gastonia, NC . . . majoring in administrative management.

60

JAMES ROBERT (JAMES) FARR OG, 1VL
6-4, 217 Sophomore from Thomson, GA




Can play just about any position in the offensive line . . . ended the spring as the starting right offensive guard . . . last season, due to injuries to Clemson's top two centers, Farr was shifted from guard to center and started the first game of 1980 vs. Rice . . . has worked very hard and has outstanding potential . . . could well be t three-year starter by the time he graduates . . . has the size, desire, and ability to be a big plus in the line this season . . . also played on special teams last season . . . had an

outstanding prep career at Thomson High School . . . played for Bill Reese . . . named All-South in 1980 . . . selected as the MVP and best lineman by the **McDuffie County Progress** for his accomplishments at both defensive tackle and linebacker . . . a four-year letterman in both football and baseball . . . selected as the MVP in baseball for his final two seasons . . . born 8/10/62 in Thomson, GA . . . majoring in agricultural business.

61

BRAD J. (BRAD) FISHER OT, 2VL
6-4, 230 Senior from Fostoria, OH




A solid blocker with size and mobility . . . worked his way into the starting lineup last season after playing behind All-ACC performers his last two seasons . . . started nine games in 1980 at offensive guard . . . played next to Lee Nanney to help make up the side that Clemson ran the most to last season . . . switched to offensive tackle in the spring but is capable of playing anywhere in the offensive line . . . a reserve lineman behind Steve Kenney and Jeff Bostic his first two seasons . . . still

played enough to earn a letter his sophomore season . . . an All-Ohio selection his senior year at Fostoria High School . . . a first-team All-Northwestern Ohio pick that year also . . . played basketball and ran track in high school . . . born 8/27/59 in Findlay, OH . . . majoring in recreation and park administration.

50

FRANK BOLTON (FRANK) FREDERE OG
6-5, 251 Sophomore from Winston-Salem, NC




A player with size and a lot of potential . . . played sparingly with the varsity last season . . . played in both of the junior varsity games . . . showed steady improvement throughout last season . . . should see much playing time this season . . . switched from center to guard this spring . . . listed as the third-string left guard at the close of spring practice, but missed most of spring practice . . . a highly-touted prospect when he came to Clemson . . . played in the Shrine Bowl and the East-West All-Star game

. . . a versatile player who performed at tight end, safety, and center for Doug Crater at R. J. Reynolds High School . . . an all-state selection in 1979 . . . father played football at North Carolina from 1950-54 . . . born 4/5/62 in Chapel Hill, NC . . . majoring in industrial management.

65

ROBERT H. (BOB) FRIERSON C
5-11, 207 Junior from Lexington, SC



Played with the junior varsity and on special teams last season . . . had a solid spring practice and showed good improvement . . . had some tough competition at center with Tony Berryhill and Cary Massaro and wound up third on the depth chart at the close of spring practice . . . walked on in 1979 and has shown steady improvement every season . . . came to Clemson from Lexington High School where he played for Dick Weldon and Ellis Dantzler . . . born 4/19/61 in Sumter, SC . . . majoring in civil engineering.

11

MICHAEL GENE (MIKE) GASQUE QB, 1VL
6-2, 190 Senior from Elon College, NC



a straight drop-back passer with a fine arm and a soft touch on his passes . . . capable of getting quick yardage through the air . . . completed 23 of 49 passes for 316 yards last year coming off the bench in eight games . . . played an outstanding game at Georgia last season . . . came on in the second quarter and led the Tigers to all 16 of their points . . . was eight for 16 through the air for 97 yards . . . scored Clemson's only touchdown when he alertly ran one yard for the score after recovering a

fumble . . . 3-4 in the Rice game for 57 yards . . . including a 41-yarder, the longest of his career . . . had a five-for-ten afternoon for 63 yards against Duke . . . in the running for the starting nod at quarterback last season right up until the week before opening game . . . and he will battle Homer Jordan all the way . . . had an outstanding spring game in 1980 . . . threw for two touchdowns and 158 yards . . . the TD passes were 70 and 34 yards . . . red-shirted in 1979 he is back for his fifth season this year . . . appeared in four games at quarterback in 1978 (The Citadel, Virginia Tech, N. C. State, and Wake Forest) . . . attempted two passes and the third string quarterback that year . . . quarterbacked the Orange team to an 18-17 victory in the 1978 spring game . . . JV quarterback in 1977 . . . MVP and Athlete-of-the-Year at Western Alamance High School in 1976 where he played for Sam Ward . . . also earned MVP honors in basketball and baseball . . . prep All-America in baseball . . . born 2/13/59 in Elon College, NC . . . majoring in administrative management, he had a 3.2 GPA last semester.

VARSITY STATISTICS

Passing


Year	G	Att	Com	Int	Yds	Pct	TD	Long
1978	4	2	0	1	0	.000	0	0
1980	8	49	23	5	316	.469	0	41
TOTAL	12	51	23	6	316	.451	0	41

Rushing

Year	G	Att	Yds	Avg	TD	LG
1978	4	5	3	0.6	0	9
1980	8	19	—11	—0.6	1	9
TOTALS	12	24	—8	—0.3	1	9

53

JOSEPH AARON (JOE) GLENN DE, 2VL
6-3, 209 Junior from Columbia, SC



A hard-hitting two-year letterman who will be challenging for the starting position at one of the defensive end positions . . . has been a big-play man for the Tigers as he has come up with four fumble recoveries and caused another in his two seasons . . . played in all 11 games last season at defensive end and started five of them . . . made 24 tackles including 14 initial hits . . . had two tackles for losses and a three-yard sack to his credit . . . had four tackles in both the Georgia and Rice games . . .

had three in the North Carolina contest . . . was a big-play man against Rice as he caused a fumble and recovered another one . . . recovered a fumble in the South Carolina game and another in the Virginia Tech game . . . started four games in 1980 . . . also played well on special teams . . . had three unassisted tackles in the 1981 spring game . . . spent most of the 1979 season as a third-team defensive end but he did letter . . . made only two tackles but recovered a fumble that season . . . played in nine games with the special teams and participated in 19 plays at defensive end during three games . . . another highly regarded player who signed with Clemson in 1979 . . . a standout at linebacker and fullback at A. C. Flora High School . . . coached by Charles Macaluso . . . **Columbia Record** Lineman-of-the-Year . . . Columbia Touchdown Club Lineman-of-the-Year . . . all-state and all-conference his senior year . . . averaged five yards per carry as a running back . . . born 3/15/60 in Clinton, SC . . . majoring in industrial education.

VARSITY STATISTICS						
Year	G	Tot	Hits	Ast	TL	CF-RF
1979	9	2	0	2	0	0-1
1980	11	24	14	10	3	1-3
TOTALS	20	26	14	12	3	1-4



HOLLIS DARRELL (HOLLIS) HALL DB, 2VL
5-10, 158 Senior from Seneca, SC



A compact player who is quick and strong enough to handle the cornerback duties . . . started the last seven games last season at left cornerback and is slated to be the starter again in his final season . . . will give Clemson some needed experience in the secondary . . . has recorded three interceptions in his career and broken up nine passes . . . has recorded 48 tackles since he started playing defense in 1979 . . . 33 of his tackles have been unassisted . . . finished the 1980 season with 40 tackles,

including 30 initial hits . . . caused a fumble against Western Carolina and intercepted a pass against North Carolina . . . broke up five passes in 1980, they came against Rice, Georgia, N. C. State, North Carolina, and South Carolina . . . credited with two touchdown-saving tackles, one against Georgia and the other vs. Western Carolina . . . had nine tackles vs. North Carolina and South Carolina . . . had six against Western Carolina and Duke . . . was a reliable backup to All-ACC performer Rex Varn in 1979 . . . made several big plays for the Tigers that year . . . had two interceptions, one against Duke and the other vs. North Carolina that stopped the Tar Heels deep in Clemson territory late in the game to preserve Clemson's hard-fought victory . . . had a touchdown saving tackle in the Georgia game in 1979 also . . . broke up four passes that season, the second highest total on the team . . . two of the PBU's were against Notre Dame . . . returned 27 punts for 160 yards in 1979 which was fourth best in the ACC . . . returned nine kickoffs for 87 yards . . . played in all 12 games in the defensive secondary . . . a wide receiver in his first season at Clemson (1978) but switched to defensive back prior to the 1979 season . . . all-conference at nearby

Seneca High School . . . played for Ken Rushlow . . . born 5/19/60 in Seneca, SC . . . majoring in administrative management.

VARSITY STATISTICS

Year	G	Tot	Hits	Ast	TL	PBU	CF-RF	Int-Yds
1979	12	8	3	5	0	4	0-0	2-0
1980	10	40	30	10	2	5	1-0	1-0
TOTALS	22	48	33	15	2	9	1-0	3-0

All Returns

Year	Kickoff		LG	Punt		Avg	LG
	No	Yds-Avg		No	Yds		
1978	1	13-13.0	13	0	0	0.0	0
1979	9	87- 9.7	19	27	160	5.9	28
1980	0	0-0.0	0	0	0	0.0	0
TOTAL	10	100-10.0	19	27	160	5.9	28

12

ANDY ROOSEVELT (ANDY) HEADEN DE, 2VL
6-5, 230 Junior from Liberty, NC



A tremendous athlete who is versatile enough to play just about any position . . . has played quarterback, defensive back, returned kickoffs, and is now settled into the defensive end position . . . was switched there during spring drills . . . was listed as the starting right defensive end heading into fall practice . . . made two tackles in the spring game and one was for a five-yard loss . . . has adjusted very well to his new position . . . in 1980, began the year at quarterback and played briefly in the Rice game

. . . separated his shoulder the following week in practice and missed the next three games . . . being such a talented athlete, the coaches switched him to the defensive secondary so he could contribute on the field . . . made five tackles after he returned, four of them were initial hits . . . was Clemson's kickoff return specialist also last season . . . returned 12 kicks for 195 yards . . . his longest was a 28-yard return . . . ended the 1980 spring game as the first string quarterback, but lost the job to Homer Jordan in the fall . . . completed 10 of 18 passes for 178 yards in the spring game . . . threw two touchdown passes and led his team to three TDs in the last six minutes, the last one coming on the last play of the game, to lead his team to a one-point win . . . in 1979 he was Willie Underwood's backup in the defensive secondary . . . however, came through in some key situations . . . blocked a punt in the Peach Bowl that set up Clemson's last touchdown and recovered the ensuing kick . . . blocked a field goal attempt in the Wake Forest game to preserve the shutout . . . also caused a fumble and recovered a fumble that season . . . had three tackles in the closing minutes of the Notre Dame game to help the Tigers hold on to a 16-10 victory . . . had a 41-yard kickoff return as a freshman . . . had two touchdown saving tackles against Duke and N. C. State . . . a high school All-American at Eastern Randolph High School . . . played for Sal Gero . . . played in the Shrine Bowl game and the East-West game . . . cited in **Sports Illustrated** as being Clemson's top recruit . . . born 7/8/60 in Asheboro, NC . . . majoring in administrative management.

VARSITY STATISTICS


Year	G	Total	Defense					
			Hits	Ast	TL	PBU	CF-RF	BK
1979	12	6	2	4	1	2	1-1	2
1980	8	5	4	1	0	0	0-0	0
TOTAL	20	11	6	5	1	2	1-1	2

KICKOFF RETURNS

Year	No	Yds	Avg	LG
1979	10	214	21.4	41
1980	12	195	16.3	28
TOTAL	22	409	18.6	41

16

RICHARD GREENE (RICHARD) HENDLEY P, 1VL
5-11, 190 Junior from Greenville, SC



Clemson's number-one punter heading into the fall based on last year's performance . . . came on in the Georgia game following a knee injury to David Sims and started the rest of the games in 1980 . . . his first effort against Georgia was a 43-yarder from out of his own endzone under a heavy rush . . . averaged 38.5 yards per kick . . . had 52 punts last season and only 19 were returned . . . his longest punt of the season was a 63-yard boot against Wake Forest . . . he had five punts over 50 yards . . .


his best performance of the year was a 42.4 average against Duke . . . had four games in which he averaged over 41 yards per punt . . . punted for the junior varsity in 1979 . . . a stand-out at many positions at Wade Hampton High School where he played for Bill Phillips . . . all-state, all-conference, all-county, and all-area as he averaged 44 yards per kick as a senior which was the best in the state . . . voted MVP by his teammates . . . father played football at Clemson from 1946-50 and his brother plays baseball at East Carolina . . . born 1/13/61 in Greenville, SC . . . majoring in administrative management, he had a 3.5 GPR last spring.

VARSITY STATISTICS

Year	No	Yds	Avg	Plus		HB	LP	Ret	Net Punt
				50	60				
1980	52	2001	38.5	5	1	1	63	19-103	36.5

46

ALEXANDER (DUKE) HOLLOMAN TB
6-2, 190 Freshman from Myrtle Beach, SC



Missed almost the entire 1980 season with a knee injury that required surgery . . . did not get into any games last year . . . worked out some at tailback in the spring . . . playing time will be determined by his recovery from the surgery . . . a fleet player who will add depth to Clemson's strong attack at the tailback position . . . a versatile performer in high school . . . played both defensive back and tailback . . . rushed for over 900 yards as a senior . . . picked off 17 passes during his career . . . a

Shrine Bowl . . . all-state, all-area, and all-conference in both first-team All-Southeast selection . . . selected to play in the his junior and senior years . . . cousin of former Clemson defensive back Eddie Geathers . . . Myrtle Beach won conference crown all four years he played . . . lettered all four years of high school . . . born 12/6/62 in Conway, SC . . . majoring in industrial education.



WILLIAM ALEX (ALEX) HUDSON OT, 1VL
6-5, 265 Junior from Spartanburg, SC



Will give Clemson excellent depth at the tackle position this season . . . probably will be backing up All-ACC tackle Lee Nanney this season at right offensive tackle . . . appeared in most of the games in 1980 as a substitute . . . had a fine spring and was a starting tackle in the spring game . . . saw action in seven games in 1979 as Gary Brown's backup . . . one of the most highly recruited players in the state in 1978 . . . named to All-America prep teams of **Adidas** and **Scholastic Coach** . . . all-

state and all-region . . . his high school team had a three-year record of 31-4 . . . played for Bill Carr at Spartanburg High School . . . follows in the footsteps of his father and two uncles who played at Clemson in the 1940s and early 1950s . . . father, Billy, lettered in 1954-55-56 and then played seven years of pro ball with Montreal, San Diego, and Boston . . . born 9/12/61 in San Diego, CA . . . majoring in administrative management.



DONALD IGWEBUIKE K
5-8, 155 Freshman from Anambra, Nigeria



Came out for the football team in the spring and is listed as the backup field goal kicker for the fall . . . has a strong leg and has shown steady improvement . . . was a letterman on the soccer team as a freshman in 1980 . . . had two goals and eight assists for the soccer team . . . is the second Nigerian soccer player to try and play football and soccer at Clemson . . . Obed Ariri, who holds every field goal kicking record at Clemson and is the NCAA's all-time leading career field goal kicker, was the

first Nigerian field goal kicker who came from the soccer team . . . a native of Anambra, Nigeria . . . majoring in economics.

59

REID PHILLIP (REID) INGLE OT
6-6, 235 Sophomore from Calhoun, GA




A big, strong lineman who should make a solid contribution to the Clemson program before he graduates . . . underwent surgery to correct a chronically dislocated shoulder after the season was over . . . will provide reliable back-up strength in the trenches . . . listed third in the depth chart at the end of the spring, but if he is fully recovered from the surgery, he could move up . . . saw limited action with the varsity in 1980 and played mostly with the junior varsity . . . played three years at center

on the basketball team . . . a three-year hurler of the discus for the track team . . . born 3/7/62 in Denver, CO . . . majoring in liberal arts.

25

RANDAL JAY (RANDY) LEARN DB, 2VL
5-10, 174 Junior from Belvidere, NJ




An experienced player who has been at Clemson for four years . . . should see plenty of action this season . . . saw much time in 10 of the 11 games last season as a backup cornerback . . . switched to safety in the spring and will give Clemson good depth at that position . . . had an interception in the end-zone against South Carolina to stop the Gamecocks' last drive . . . has adjusted to the new position and picked off a pass and broke up three more in the spring game . . . was backup corner-

back in 1979 and saw action in five games . . . was elevated to the second team half way through that season and saw action in all the games after that . . . red-shirted in 1978 . . . set a New Jersey rushing record for one game during his prep career with 395 yards on 38 carries . . . also had 11 interceptions as a senior . . . brother, Rich, played at N. C. State . . . born 11/23/59 in Easton, PA . . . a dean's list student . . . majoring in industrial education.

32

JEFF MAURICE (JEFF) McCALL FB, 2VL
6-3, 225 Junior from Fayetteville, NC



The starting fullback most of 1980, and shows no signs of relinquishing the position this season . . . a powerful bruising player who runs well and, equally as important, is an outstanding blocker . . . primarily used as a blocker in the Clemson offense . . . Clemson's fourth leading rusher despite missing two games with a badly bruised shoulder he suffered in the Georgia game . . . gained 317 yards last season and scored two touchdowns . . . scored a big TD against South Carolina that wrapped up

the Clemson win . . . scampered 15-yards up the middle in the fourth quarter to put the game away . . . scored on a five-yard run vs. Maryland and caught an 18-yard pass against Georgia . . . best game was a 57-yard performance vs. N. C. State . . . best day average-wise was in the South Carolina game when he gained 50 yards on nine carries . . . in 1979 he was used mostly as a spot reliever at fullback . . . when Lester Brown was injured, McCall was moved up to second string fullback in the reshuffled lineup . . . played in all 12 games as a rookie . . . carried the ball 15 times during that season and gained 50 yards . . . gained 22 yards on four carries in the VPI game . . . made numerous all-star teams at Pine Forest High School . . . played for Gary Whitman there . . . played in the Shrine Bowl and East-West All-Star game . . . gained 3,240 yards in three years at fullback . . . scored an incredible 54 touchdowns in his career . . . named most valuable athlete at his high school . . . born 7/4/60 in Fayetteville, NC . . . majoring in industrial education.

VARSITY STATISTICS

Rushing						
Year	G	Att	Yds	Avg	TD	LG
1979	12	15	50	3.3	0	16
1980	9	98	317	3.2	2	15
TOTALS	21	113	367	3.3	2	16

Receiving				
Year	Rec	Yds	Avg	L
1979	0	0	0	0
1980	1	18	18.0	18
TOTALS	1	18	18.0	18

28

RODNEY (ROD) McSWAIN CB, 1VL
6-2, 190 Sophomore from Caroleen, NC




A promising player who saw plenty of action in his first season at Clemson . . . worked his way up through the line-up and started the last two games of the season against Maryland and South Carolina . . . appeared in eight games last season at cornerback position . . . listed as Hollis Hall's backup heading into the 1981 season . . . made 16 tackles, 13 of them unassisted . . . broke up a pass in the Maryland game . . . caused a fumble in the South Carolina game . . . graded out at 86% in the North Carolina game . . . had an outstanding career at Chase High School where he played both in the defensive secondary and at wide receiver . . . played for Head Coach John Keeter . . . brother of Clemson tailback Chuck McSwain . . . has the same size and build as his brother . . . also ran track in high school . . . born 1/28/62 in Caroleen, NC . . . majoring in industrial education.

VARSITY STATISTICS

Year	G	Tot	Hit	Ast	TL	PBU	CF-RF
1980	8	16	13	3	0	1	1-0

27

JAMES KEVIN (KEVIN) MACK FB, 1VL
6-1, 185 Sophomore from Kings Mountain, NC



Well-rounded runningback who played tailback last season, but will move to fullback for 1981 . . . performed in the backfield in seven games last year and carried the ball in four contests . . . had his best game of the season against Western Carolina when he had 10 carries for 49 yards, including a run of 16 yards, his longest run of the season . . . had six carries for 16 yards in the first game of his career against Rice . . . was 2-14 against VPI and 5-14 against Virginia . . . ankle injury in second half of

the season limited his play and he did not carry the ball from scrimmage after the fifth game of the season . . . did see some time as a kickoff returner over the second half of the season and ended the year with four returns for 90 yards, the third most yards on the team . . . had a 29-yard kickoff return against Wake Forest, longest KO return by a Tiger in 1980 . . . leading rusher on the JV team last year, although he played in only one of the two junior varsity contests . . . ran for 111 yards in only 10 carries in the win over Georgia's pups . . . had two touchdowns, including an 80-yard scamper for a score at Athens . . . had a 25-yard kickoff return average for the JV squad . . . rushed for a record 1,585 yards and scored 16 touchdowns during his senior season at Kings Mountain Senior High . . . played in the East-West All-Star game in North Carolina that year . . . holds single game rushing record of 287 yards . . . also a solid track man, he was named the outstanding member of his track team as a junior when he ran the 100-yard dash in 9.7 seconds . . . born 8/9/62 in Kings Mountain, NC . . . majoring in industrial education.

VARSITY STATISTICS

Rushing

Year	G	No	Yds	Avg	TD	Long
1980	7	23	93	4.0	0	16

Kickoff Returns

Year	No	Yds	Avg	LG
1980	4	90	22.5	29

2

NELSON FRANK (FRANK) MAGWOOD WR, 1VL
6-0, 178 Junior from John's Island, SC



Fleet flanker who was fourth on the team in receiving last year with nine receptions . . . listed as the second-team wide receiver behind Jerry Gaillard coming into this season . . . finished the season strong, he will press Gaillard for starting spot this year . . . caught at least one pass in each of the last four games of the season, after catching at least one pass in only two of the first seven . . . had by far his best game against North Carolina when he had three receptions for 57 yards in the

regionally-televised game from Clemson . . . saw action in all 11 games in 1980 and did earn a starting assignment in the


South Carolina contest . . . caught one pass, but it was a big 26-yarder against the Gamecocks . . . had two receptions for 38 yards against Virginia Tech for his best early-season effort . . . came on in the spring of 1980, he caught two TD passes in the Orange & White game for 104 yards . . . appeared in seven games as a freshman and caught one pass for 11 yards . . . in high school, he accounted for 22 touchdowns his senior year as the quarterback for St. John's High School . . . an all-conference selection who was voted most valuable player by his teammates . . . born 7/7/61 in Charleston, SC . . . majoring in industrial education.

VARSITY STATISTICS

Year	G	Rec	Receiving		TD	LG
			Yds	Avg		
1979	7	1	11	11.0	0	11
1980	11	9	150	16.7	0	26
TOTALS	18	10	161	16.1	0	26

31


CARL FRANCIS (CARL) MARTIN DB
5-7, 160 Junior from Ellore, SC



Will provide much leadership this season . . . reserve, walk-on defensive back who has earned a slot on the team with his hard work and spirit . . . will see action with the special teams this season . . . played for Bill Martin and Tom Smiley at Clarendon Hall High School . . . a member of the North All-Star team his senior year . . . his high school squad was state runner-up in 1978 season . . . an all-around athlete in his prep days, he lettered seven times in three different sports . . . born 5/16/61 in Orangeburg, SC . . . majoring in geology.

52

CARY JOHN (CARY) MASSARO C, 1VL
6-5, 238 Sophomore from Canonsburg, PA




Listed as the second-team center behind Tony Berryhill heading into the fall workouts . . . has seen limited service due to knee injuries in his career at Clemson . . . received another year of eligibility because of injuries suffered in 1979 . . . played in one game his rookie year, and saw action in five games a year ago . . . did not play after the sixth game of the year, however he did earn a letter . . . strained his knee while sitting on the floor in the dorm during a team meeting in the middle of last

season . . . listed as the backup center heading into the 1980 season and would have started the year after Berryhill was injured, but Massaro too, went down with an injury . . . a solid blocker with good speed for a lineman . . . played both ways in high school, tackle on defense . . . lettered in football and track in high school . . . played for Tom Olzewski at Canon-McMillan High School . . . born 4/22/61 . . . majoring in industrial education.

74**ROBERT PATTERSON (BOB) MAYBERRY OG, 2VL**
6-5, 210 Junior from Sharon, PA


Expected to challenge for starting berth at guard this year, he was in a fight for number-one position with Brian Clark most of last season . . . has now moved over to the other side and will have to beat out sophomore James Farr for the spot . . . played in every game last year at a guard spot and started seven games . . . by season's end he was starting at the other guard slot, teaming with Clark on sweeps . . . one of the quicker guards on the Tiger team . . . has earned two letters in his two years

. . . an outstanding blocker throughout his high school career at Hickory High . . . all-conference for three years . . . played both ways as a senior when he was chosen all-conference on offense and defense . . . voted outstanding lineman in conference his senior year under Head Coach Jim Bestwick, brother of Virginia's Dick Bestwick . . . born 10/10/60 in New Castle, PA . . . majoring in administrative management.

96**CHARLES C. (CHUCK) MEEKS MG**
6-0, 201 Junior from Augusta, GA

A reliable backup at middle guard . . . listed as the third-team nose man behind William Devane and Vernie Anthony . . . saw action with the JV team last year . . . should see some action with the varsity this season . . . walked on the team his freshman year . . . a participant in the 1979 North-South All-Star game . . . garnered all-conference honors in both his junior and senior years . . . a three-sport letterman at Belton-Honea Path High School . . . earned three letters each in football,

baseball, and wrestling . . . his wrestling team took the conference title as well in 1978-79 . . . born 6/9/61 in Anderson, SC . . . majoring in ceramic engineering.


17**ANTHONY JAMES (ANTHONY) PARETE QB**
6-0, 190 Freshman from Jacksonville, FL

Sat out last season with a broken hip . . . suffered the injury in a pre-season scrimmage last fall and was shelved for the season . . . came back to have a good spring practice in 1981 and will fight Homer Jordan and Mike Gasque for the starting spot . . . listed as third team heading into the fall . . . had a good spring game as he hit 2-2 passes for 70 yards, one a perfectly executed 66-yard bomb to Perry Tuttle . . . named all-city and all-conference in both 1978 and 1979 while playing for Bishop Ken-

ny High School . . . a Centenary High School All-American during his final campaign as a prepster . . . voted Most Valuable Defensive Back in 1977 and Most Valuable Offensive Player his junior and senior seasons . . . named Player-of-the-Week twice by the **Jacksonville Times-Union** and three times by the **Jacksonville Journal** in 1979 . . . his father, Joe, received a football scholarship from Purdue . . . Anthony lettered in football three years and baseball four years during his high school career . . . born 2/21/62 in Jacksonville, FL . . . majoring in administrative management.

6

BENNIE ROBERT (BOB) PAULLING PK, 1VL
6-2, 180 Sophomore from St. Matthews, SC



The favorite to take over the place-kicking chores vacated by the graduation of Obed Ariri, the NCAA's all-time field goal king . . . sat out last season as a red-shirt, he still has three years of eligibility . . . walked on the squad in the 1979 season and actually beat out Ariri at mid-season for the short attempts and extra points . . . kicked 4-4 conversions against Duke that year and also had a conversion in the rout of Wake Forest . . . soccer-style booter who also kicked off several times in


1979 . . . like Ariri (who also played soccer at Clemson) Paulling is a two-sport star . . . played baseball for the Tigers last year and served as the team's cleanup hitter most of the season . . . hit a consistent .303 as a first baseman and outfielder, and was second on the team in RBIs with 50 . . . played in 53 of the 58 games last spring in addition to participating in spring football practice . . . kicked a 34-yard field goal in the spring game and also averaged an excellent 44.5 yards on four punts . . . played football and baseball at St. Matthews High School . . . played football for Otis Culclasure . . . born 5/21/61 in St. Matthews, SC . . . majoring in electrical engineering.

Varsity Statistics

Year	G	FGM-FGA	X Pts	Total Pts
1979	2	0-0	5-5	5

42

EDGAR (EDGAR) PICKETT DE, 1VL
6-3, 235 Sophomore from Lexington, NC



Versatile athlete who was third-leading rusher on the team last year . . . has now been moved to defensive end for the 1981 season . . . played that position in high school, but did not participate in a play of defense at Clemson until last spring . . . it was a learning experience, but he showed great improvement and is listed as the number-two left end behind veteran Bill Smith heading into the fall . . . last year he averaged 3.7 yards per carry as a full-back . . . played in all 11 games and

started four games when Jeff McCall was injured . . . came into his own in the Georgia contest when he battled Herschel

Walker for stardom . . . led Clemson in rushing that day with 12 carries for 75 yards, a higher yards per carry figure than Walker accrued . . . ACC Rookie-of-the-Week in Georgia contest . . . had a season-high 81 yards in 17 carries against Western Carolina the very next week . . . carried the ball at least once in every game last fall . . . caught one pass for seven yards and scored one touchdown, that a one-yard plunge against Western Carolina . . . honorable mention All-American as a runningback his last year of high school . . . played in North Carolina Shrine Bowl game . . . MVP of conference while playing for his Central Davidson High School team . . . won the conference rushing title his senior season . . . once rushed for 283 yards and scored 4 touchdowns in the first half of a game . . . born 1/30/62 in Lexington, NC . . . majoring in industrial education.


VARSITY STATISTICS

		Rushing				
Year	G	TC	Net	Avg	TD	LG
1980	11	88	323	3.7	1	34

		Receiving				
Year	No	Yds	Avg	TD	LG	
1980	1	7	7.0	0	7	

18

REGINALD LECARNO (REGGIE) PLEASANT CB
 5-10, 175, Sophomore from Pinewood, SC



A walk-on last fall who made quite an impression on the coaches . . . listed as the third-team left cornerback going into fall drills . . . will bring depth to the Tiger defensive backs . . . has good speed . . . started at cornerback in both of the JV contests . . . picked off a pass and returned it 17 yards in the Tiger Cubs' win over the Georgia Pups . . . saw action in the Orange & White game last spring . . . played for James Gist at Furman High School in Sumter, SC . . . a three-sport letterwinner . . . won four letters in football and basketball, and three in track . . . made the all-conference and all-area teams in football his senior year . . . won the best back award both his junior and senior years . . . was also chosen as the most valuable all-around player his senior campaign . . . born 5/2/62 . . . majoring in engineering technology.

56

EDWIN RAYNARD (CHUCKIE) RICHARDSON LB, 1VL
 6-3, 215 Sophomore from Thomasville, NC



Second-team linebacker most of last year who lettered and was a valuable member of the special teams . . . had 11 tackles for the season, including a season high of three against South Carolina . . . played 17 plays against Rice, his most action of the season . . . participated in nine of the 11 games, the only contests he missed were against North Carolina State and North Carolina . . . will fight for a reserve spot behind Danny Triplett this fall . . . a member of Coach Allen Brown's undefeated


Thomasville High School team of 1979 . . . named to the East/West All-Star team his senior season . . . started at linebacker for three years in high school and his teams were 29-4 during this time . . . lettered three years each in football and track . . . born 11/9/61 . . . majoring in industrial education.

VARSITY STATISTICS

Year	G	Tot	Hits	Ast	TL	PBU	CF-RF	BK
1980	9	11	5	6	0	0	0-0	0



MARK SALLENGER (MARK) RICHARDSON DE 1VL
6-1, 184 Junior from Spartanburg, SC



The second-string right end going into fall practice . . . will back up Andy Headen at the position . . . lettered last year for his work on the specialty teams and as a reserve defensive end . . . had one assisted tackle against Wake Forest . . . a two-year walk-on that has been awarded a scholarship for 1981 . . . played for Richard O'Shawnessy at Spartanburg High School . . . earned nine letters as a prepster — three in football, four in track and two in wrestling . . . named most valuable player of

his track team in 1978 . . . recipient of the David Duncan Memorial Football Award in 1978, as well . . . father, Jerry, played football at Wofford College and with the Baltimore Colts . . . brother, Jon, is currently playing at North Carolina . . . born 7/29/60 in Raleigh, NC . . . majoring in administrative management.



JAMES (JAMES) ROBINSON DT, 2VL
6-5, 265 Junior from Charleston, SC



Surprisingly quick tackle who will be one of the keys to Clemson's frontline this season . . . played middle guard most of last year, but will move back to tackle, the position he played as a freshman . . . has not missed a game in two years, 23 straight overall . . . started off and on last year, he started five games at middle guard overall . . . split time in the middle with Charlie Bauman, but by the end of the season, Robinson was playing the most . . . averaged over 50 plays per game over the

last four contests of the season . . . also averaged six tackles per contest over the last four games of the season . . . had a high of nine tackles against Maryland, his last starting assignment of the season . . . had three contests in which he had seven tackles (Duke, N. Carolina and S. Carolina) . . . had his best all-around game against the Blue Devils when he had seven stops, including two for minus yardage, and one pass broken up . . . had a quarterback sack against Rice and Georgia . . . played almost the entire Wake Forest game

when he was in on 74 plays . . . played as a reserve tackle on the 1979 team, but did get into all 12 games . . . had seven tackles as a freshman, but three were for losses . . . came to Clemson after an outstanding career at St. John's High under Head Coach Robert Biggerstaff . . . played in the North-South All-Star game after his senior year . . . all-area and Lineman-of-the-Year by the Palmetto Touchdown Club his final season . . . all-conference three straight years . . . state champion heavyweight wrestler as a senior and runner-up as a junior . . . earned 10 letters in high school in four sports . . . born 3/7/60 in Charleston, SC . . . majoring in industrial education . . . nicknamed "Sugar Bear" by his teammates.

VARSITY STATISTICS

Year	G	Tot	Hits	Ast	TL	PBU	CF-RF	BK
1979	12	7	5	2	3	0	0-0	0
1980	11	47	33	14	5	2	0-0	0
TOTALS	23	54	38	16	8	2	0-0	0



ANTHONY (ANTHONY) ROSE DB, 2VL
5-9, 165 Senior from Sumter, SC



Clemson's starting cornerback in the first four games of last season until a shoulder separation suffered in the VPI game limited his play the remainder of the season . . . played in eight games overall, four as a starter . . . ended the season on a strong note as he made seven tackles against South Carolina in season finale . . . averaged 45 plays per game in the first four games of the year, then got hurt . . . had one interception last year, an 18-yard return of a Jay Venuto pass in Winston-Salem . . .


had a solid spring and is listed as the starting right cornerback heading into fall practice . . . came to Clemson as a walk-on defensive back . . . lettered in 1979 as a special teams player . . . also played in the secondary in 1979 behind Eddie Geathers . . . caused a fumble in the Maryland game and picked off a pass in the Georgia contest . . . participated in 37 plays as a sophomore in 1979 . . . a good hitter despite his lack of size . . . from the same hometown as another Tiger defensive back, Terry Kinard, but the two went to different high schools . . . attended Mayewood High where he was co-captain for Head Coach Rudy Wheeler in 1977 . . . an all-conference performer who led Mayewood to the playoffs and the best record in the school's history . . . earned two letters in football and three in track in high school . . . born 12/18/59 in Philadelphia, PA . . . majoring in administrative management.

VARSITY STATISTICS

Year	G	Tot	Hits	Ast	TL	PBU	CF-RF	BK
1979	10	2	2	0	0	0	1-0	1-0
1980	8	16	11	5	0	2	0-0	1-18
TOTALS	18	18	13	5	0	2	1-0	2-18

67

JAMES ESTEL (JIM) SCOTT DT, 1VL
6-5, 240 Sophomore from Alexandria, VA




Earned a letter as a backup defensive tackle last year . . . played in four games at tackle behind Steve Durham and Jeff Bryant . . . listed as second-team right tackle behind Bryant coming into the fall practice sessions . . . chosen all-district, all-regional, all-metro, and all-state on offense and defense in his senior year . . . an honorable mention All-America selection . . . member of the Washington, D.C. Touchdown Club All-Star team . . . selected offensive Player-of-the-Year as a lineman for Sub-

urban Virginia by the **Washington Star** . . . high school teammate of sophomore defensive back Bill Davis . . . lettered in both football and track at Mt. Vernon High School . . . born 4/14/62 in Alexandria, VA . . . majoring in administrative management.

79


RICHARD DERILL (RICK) SMITH OT
6-3, 225 Freshman from Cincinnati, OH



Suffered knee injury this past spring . . . should provide backup strength for offensive line . . . named to the North/South All-Star team . . . selected honorable mention all-state . . . named Most Valuable Defensive Player in 1979 . . . an all-league, all-city and All-Southwest Ohio selection . . . member of the 1978 State Championship team . . . won conference title three times . . . a three-year letterman at Princeton High School, Cincinnati, OH . . . born 12/29/61 in Two Rivers, WI.

15

JEFF CURTIS (JEFF) STOCKSTILL WR, 1VL
6-2, 180 Junior from Fernandina Beach, FL



Third leading receiver on the Tiger squad who should make a solid contribution . . . Tigers play many receivers and this athlete will see much action . . . caught 10 passes last year for 123 yards . . . had his best game against North Carolina on regional television when he snared three passes for 53 yards . . . caught at least one pass in each of the last three contests . . . had a good spring to further enhance his slot behind All-America candidate Perry Tuttle . . . did not score a TD, but did

catch a two-point conversion pass against North Carolina State . . . played in 1979, but did not letter . . . caught one pass for three yards in 1979 . . . served as Tuttle's backup most of 1979 . . . had a good spring of 1980, which led to his good season last year . . . had an outstanding high school career as a quarterback, the position he first played when


he came to Clemson . . . averaged over 1,000 yards of total offense during his last two years . . . passed for 850 yards and completed 54 percent of his passes as a senior . . . rushed for 350 yards and scored seven TDs . . . named all-conference, all-area and team MVP his senior year . . . his father Joel Stockstill, was his head coach, while his brother Rick, is the starting quarterback for Florida State . . . born 2/6/61 in Dayton, OH . . . majoring in recreation and park administration.

VARSITY STATISTICS
Receiving

Year	G	Rec	Yds	Avg	TD	Long
1979	5	1	3	3.0	0	3
1980	11	10	123	12.3	0	21
TOTALS	16	11	126	11.5	0	21

23

JEFF (JEFF) SUTTLE SS, 1VL
6-1, 185 Sophomore from Lafayette, GA



Reserve strong safety who lettered last season . . . got off to a great start last year when he recovered a mid-air fumble against Rice and returned it four yards . . . got credit for an interception on the play, it was one of only two plays he participated in during that contest . . . saw his most action against Virginia Tech when he went into the game for Anthony Rose, who had been injured . . . Suttle was in on 56 plays in that game, had three tackles, including one for minus yardage . . . that was the most

action he saw all season . . . played in all 11 games and earned a letter in his rookie season . . . came to Clemson from Lafayette High School where he was named an Honorable Mention All-American . . . a first-team all-state choice . . . member of 1979 State Championship Track team . . . lettered three times each in basketball and track and only two years in football . . . has a brother who plays football at Tennessee . . . born 2/3/62 in Lafayette, GA . . . majoring in liberal arts.

VARSITY STATISTICS

Year	G	Tot	Hits	Ast	TL	PBU	CF-RF	Int-Yds
1980	11	9	7	2	1	0	0-1	*1-4

* Actually a fumble return

82

DANNY LEN (DANNY) TRIPLETT LB, 2VL
6-4, 224 Junior from Boone, NC



Clemson's starting strongside linebacker for 1981 . . . the third linebacker during the 1980 season, he made 45 stops last season . . . an aggressive hitter who moves well laterally . . . made his first big contribution in the Western Carolina game last season when he made nine tackles, two for minus yardage . . . eight of the nine stops were first hits . . . had a season high nine tackles against Duke, and had seven stops against North Carolina . . . also caused four fumbles, an indication of how hard

he can hit . . . he caused a fumble on a punt late in the North Carolina game that gave Clemson the ball in the


middle of the Tigers' big comeback . . . led the team in caused fumbles for the season . . . averaged about 23 plays per game this past season, that total will increase with the graduation of Chuck Rose . . . appeared in 10 games as a freshman in 1979, mostly with the special teams . . . had three tackles in plays from scrimmage . . . played behind Davis and Chuck Rose most of the year, he will join Davis this season . . . a highly regarded player in high school who was All-American, All-Southern, all-state, All-Western (NC), and all-conference . . . played in the North-South Shrine game . . . 1978 Western North Carolina Lineman-of-the-Year . . . voted team Most Valuable Lineman both his senior and junior seasons . . . his team was undefeated and state champion his senior year . . . made 126 tackles and assisted on 80 others . . . showed his nose for the ball in high school, he recovered 13 fumbles, intercepted eight passes and sacked the opposing quarterback 23 times . . . played for Bill Mauldin at Watauga High School . . . born 3/15/60 in Boone, NC . . . majoring in recreation and park administration.

VARSITY STATISTICS

Year	G	Tot	Hits	Ast	TL	PBU	CF-RF	BK
1979	10	4	3	1	0	1	0-0	0-0
1980	11	45	30	15	2	1	4-0	0-0
TOTALS	21	49	33	16	2	2	4-0	0-0




MICHAEL SCOTT (MIKE) WADE DE
6-3, 199 Senior from Greer, SC



Reserve defensive end heading into his senior season . . . dressed for all home contests, but did not get into a game last year . . . second team left end at the conclusion to spring drills before 1980 season . . . had a productive spring practice . . . played well in that spring game and was credited with one tackle . . . walked on the team in 1978 . . . played his high school ball for Jim Few at Eastside High School . . . could see action at both the defensive end position and on special teams . . . born 9/19/60 . . . majoring in financial management.



WILLIE GEORGE (WILLIE) WARD FS
6-2, 178 Sophomore from Jackson, GA




Played in one game (South Carolina) last year, his playing time should increase this year . . . came to Clemson as runningback, he will move to free safety this year . . . runningback for JV team last year . . . selected for the 1980 North/South All-Star team . . . a member of the Atlanta Metro All-Star squad . . . voted All-Metro and All-Middle Georgia . . . scored 55 touchdowns and rushed for almost 8,000 yards during his three seasons of action . . . a three-sport, 10-time letterman at Jackson High

School in football, basketball and track . . . born 4/10/61 in Jackson, GA . . . majoring in industrial education.

66


SCOTT WHITLOCK (SCOTT) WEEKS OG
6-2, 225 Junior from Jackson, SC



Should help with the offensive line situation this season . . . played sparingly in 1980 as a reserve center . . . was switched to guard for 1980 . . . red-shirted his first year at Clemson . . . had a fine high school career for Wayne Marchant at Jackson High . . . the team's most valuable defensive lineman three years in a row . . . all-county and all-conference for three years and all-state his senior year . . . his 1974 team finished second in class A ball . . . his brother, Bill, plays basketball for USC-Aiken . . . born 5/17/58 . . . majoring in recreation and park administration.

88

JEFFREY LAMAR (JEFF) WELLS TE, 1VL
6-4, 220 Sophomore from Rome, GA




Superior blocking tight end who started five games last year . . . started first two, last two and Virginia game at mid-season . . . will see action in short yardage situations . . . two-year teammate of defensive end, Ray Brown . . . selected to play in the North/South High School All-Star game . . . named to numerous all-star teams as offensive end and as linebacker . . . had four interceptions his senior year . . . his play was limited by ankle injury . . . captain and MVP of his East Rome High School team . . . once

had a career high 18 tackles in a single game and led team in tackles with 93 . . . lettered in four sports; football, basketball, baseball and track . . . born 4/27/62 in Rome, GA . . . majoring in recreation and park administration.

76

JAMES ELLIOTT (JAMES) WORTHY DT
6-3, 220 Sophomore from Summerville, SC



A walk-on who will add depth to the defensive line . . . listed as the third-team right tackle behind Jeff Bryant and Jim Scott . . . saw action with the JV team last fall . . . had a good spring, and saw a good bit of action in the Orange & White game . . . had one unassisted tackle for a loss of five yards in that contest . . . a very hard worker at practice . . . comes from John McKissick's football squad at Summerville High School . . . lettered three years in football and one in track . . . his junior and

senior years his team won the 4A state title . . . won the team sportsmanship award both years . . . was a member of the 1979 Shrine Bowl team . . . was voted to the all-state, all-conference, all-area, all-low country, and all-region teams

his senior year . . . is the brother of former Tiger decathlon star Fred Worthy . . . born 12/14/61 . . . majoring in mechanical engineering.



JAMES EDWARD (JIM) WURST TE, 1VL
6-4, 210 Junior from Atlanta, GA



Lettered at tight end last season . . . effective blocker, he is invaluable in double tight end situations . . . caught one pass for six yards in Orange-White game . . . played in six games altogether last year . . . second-team tight end heading into fall workouts for second year in a row . . . saw limited action in 1979 . . . was the starting tight end for the Orange in the spring game that year . . . a solid blocker and a good receiver . . . saw most of his action in double tight end situations . . . had an outstanding

high school career at Lakeside High School . . . caught 30 passes for over 600 yards . . . named to the all-county team his senior year . . . chosen the outstanding athlete at his high school . . . played for Waymon Creel . . . born 4/24/61 in Valdosta, GA . . . majoring in agricultural engineering.

1980 CLEMSON JV STATISTICS

RUSHING

Name	TC	Gain	Lost	Net	Avg	TD	Long
Mack	10	111	0	111	11.1	2	80
Day	26	98	5	93	3.5	0	12
Bullard	17	70	15	55	3.2	1	20
Eppley	25	107	63	44	1.8	0	44
Basich	7	40	0	40	5.7	0	13
Ward	8	16	6	10	1.3	0	5
K. Brown	3	9	0	9	3.0	0	5
Green	1	8	0	8	8.0	0	8
Smith	1	4	0	4	4.0	0	4
Caldwell	2	2	11	-9	-4.5	0	2
TOTALS	100	465	100	365	3.7	3	80

PASSING

Name	Att	Comp	Int	Yds	Pct	TD	Long
Eppley	30	19	2	259	.633	0	60
Caldwell	1	1	0	10	1.000	0	10
Green	5	0	1	0	.000	0	0
Brown	1	0	0	0	.000	0	0
TOTALS	37	20	3	269	.540	0	60

RECEIVING

Name	No	Yds	Avg	TD	Long
I. Williams	7	141	20.1	0	60
Wells	2	18	9.0	0	12
Gray	1	15	15.0	0	15
K. Brown	1	10	10.0	0	10
Day	1	9	9.0	0	9
Ward	1	-2	-2.0	0	-2
TOTALS	13	191	14.6	0	60

1981 SIGNEES

STEVEN GREG (STEVEN) BERLIN DT
6-5, 242 Freshman from Bethel Park, PA

An honorable mention all-state selection from Bethel Park High School in Bethel Park, PA . . . named to the all-conference and all-Western Pennsylvania squads as well . . . his team went to the 1980 Western Pennsylvania 4A Playoffs and lost only once and that was in the championship game . . . a four-time letterman as a prepster, three in football and one in basketball . . . born 11-20-62 in Indianapolis, IN.

RICHARD DWAYNE (RICHARD) BUTLER WR
6-0, 180 Freshman from Ware Shoals, SC

Brother of former Clemson standout wide receiver Jerry Butler who is presently with the Buffalo Bills . . . named to various all-star teams including the 1979 all-area and all-conference squads for football and the 1980 & 81 all-conference teams for basketball and baseball . . . his Ware Shoals High School basketball team captured the conference championship in 1979 . . . captained the football team in 1980 . . . gleaned a total of 14 letters while in high school; four in football, four in basketball, four in baseball and two in track . . . born 3-17-62 in Ware Shoals, SC.

ALLEN (AL) LAMAR CARTER RB-TB
6-2, 192 Freshman from Westminster, SC

A versatile four-sport athlete from nearby Westminster High School . . . named to the North-South all-star football squad in 1980 . . . an all-conference selection on the gridiron for three years . . . he was named most valuable runningback at his high school for four straight years . . . owns school records for longest touchdown (97 yards), most yards gained (1600) and most touchdowns in a season (20) . . . holds records in basketball (most points and most rebounds), track (shot put and high jump) and baseball (most strikeouts) as well . . . he captured second place in the high jump (6'7.5") at the 1980 state track meet . . . in all he collected 13 monograms before completing his prep career.

JAMES ANDREW (ANDY) CHEATHAM OG
6-4, 225 Freshman from Mableton, GA

An outstanding scholar-athlete at Pebblebrook High School . . . earned a total of eight letters in four sports; football (two), basketball (one), baseball (two) and track (three) . . . named to the **Marietta Daily** and **Atlanta Journal** all-county football squads . . . selected by Hardees and WSB-Radio to the Metro Atlanta All-Star team . . . a first-team all-state selection in 1980 as determined by UPI . . . named most valuable defensive lineman by his teammates last season . . . was published in **Who's Who in American High School Football 1980** and **Who's Who in American High School Students/Academics**, as well . . . a member of the National Honor Society, the Beta Club and his high school's student council . . . 1980 president of his school's Fellowship of Christian Athletes chapter . . . graduated in approximately the top 20 percent of his high school class . . . born 5-11-63 in Atlanta, GA.

CHARLES DAVID (DAVID) CLAYTON OL
6-4, 275 Freshman from Lyman, SC

Named to the Shrine Bowl, all-state and all-conference teams for 1980 . . . an all-conference wrestler and trackster as well . . . selected by the Greenville Touchdown Club as Area Lineman-of-the-Year 1980-81 . . . received the same honor from the Easley Football Jamboree . . . named MVP in wrestling for the state 4-A division in 1981 . . . helped his Byrnes High School grappling team to the state championship this year . . . member of the 1981 conference champ track team . . . 1981 upper state champ in the shotput and the discus . . . holds numerous school and conference records in wrestling, track and strength training . . . a member of the Fellowship of Christian Athletes . . . named Senior Athlete-of-the-Year by his classmates . . . lettered 10 times while in high school, three in football, three in track and four in wrestling . . . born 12-27-62 in Spartanburg, SC.

CRAIG STEPHAN (CRAIG) CRAWFORD SE-DB
6-2, 190 Freshman from Spring Lake, NC

Credited with 36 solo tackles and 18 assists during his senior campaign . . . while competing in just two years of high school football he tallied 17 receptions for a total of 504 yards and grabbed 15 interceptions . . . his Pine Forest Senior High School team won the conference championship in 1980 . . . a two-sport letter-winner as a prepster, two in football and one in basketball . . . born 3-23-63 in Fayetteville, NC.

KENNETH LAROY (KENNY) DANFORTH DB
6-1, 194 Freshman from Aiken, SC

Cousin of Denver Bronco punt returner, Barny Chavous . . . named to the 1980 Shrine Bowl team . . . the leading tackler in that contest, 12 solos, 7 assists . . . named to the all-state team by both the **Greenville Piedmont** and the **Columbia State** newspapers in 1980 . . . a versatile football player as he also kicked and returned punts for his Aiken Senior High School team . . . an all-county and all-state selection in baseball as a first baseman in 1980 and 1981 . . . reaped all-region honors in that sport this season as well . . . earned seven monograms as a prepster, three each in football and baseball and one in basketball . . . born 12-5-62 in Aiken, SC.

STEPHEN BRUCE (STEVE) DUNCAN TE-LB
6-2, 230 Freshman from Erwin, TN

A third-team all-state selection at both linebacker and punter in 1980 . . . named first-team all-conference last season . . . selected most valuable player by his teammates in 1980 . . . also named most valuable player in track for his prowess in field events . . . his father (Bruce) played football at Clemson in 1949 and his brother (Clark) played football at Tennessee from 1977-80 . . . earned nine letters at Unicoi County High School, four each in football and track and one in baseball . . . born 4-12-62 in Johnson City, TN.

KELDRICK A. (KD) DUNN OLB-TE
6-3, 215 Freshman from Atlanta, GA

A three-sport letterman at Gordon High School in football, basketball and track . . . named to the 1980 DeKalb County

all-star team . . . selected most valuable player of his 1979 grid squad . . . was credited with 61 solo tackles and 57 assists last season . . . as a discus thrower he helped his track team to a third-place finish in the Georgia State Track Meet . . . ranked fifth in the state in the discus . . . his basketball team went to the state semifinals last season . . . born 4-28-63 in Fort Hood, TX.

ROGER DALE (DALE) HATCHER P-PK
6-2, 195 Freshman from Cheraw, SC

Averaged an incredible 48.8 yards per punt his senior year of high school . . . selected for honorable mention on the 1980 Prep All-America Football Squad . . . an all-county and all-state selection in 1979 and 1980 . . . named to the all-upper state squad by the **Charlotte Observer** in his junior and senior years . . . played the role of punter and place kicker in the 1980 Shrine Bowl game . . . his Cheraw High School team won the South Carolina State 3-A Championship last season . . . set school record for longest punt when he booted a 74-yarder . . . made a pair of appearances in the semi-finals of the Ford Motor Company's Punt, Pass and Kick contest (1975 and 1976) . . . an accomplished pitcher as well, during his junior and senior years, he compiled a 21-1 record for the two seasons . . . as a senior, he maintained a .525 batting average, a mark which paced his team . . . set the school record for homers in a game with a trio of slugs . . . lettered four times each in football and baseball . . . born 4-5-63 in Cheraw, SC.

JERRY DEAN (DEAN) HERMAN DT-DE
6-6, 245 Freshman from Wise, VA

Selected to the All-Southwest Virginia team as a defensive tackle by the **Kingsport Times** in 1980 . . . played in the Virginia All-Star game this past July . . . named to the All-Lonesome Pine District football team . . . a two-sport letterman at J. J. Kelly High School, four in football and three in basketball . . . on the hardcourt he was named to the all-district team two seasons in a row . . . participated in the Coal Classic Basketball Tournament last season . . . a two-time Lonesome Pine District all-tournament selection . . . named most valuable player in that tourney last season . . . born 9-22-62 in San Bernardino, CA.

JAMES JOSEPH (JIM) HOHLER LB
6-2, 220 Freshman from Sandusky, OH

A two-time Sandusky Bay Conference first-team selection . . . reaped all-district honors last season as well . . . selected captain and most valuable player by his Perkins High School squad in 1980 . . . set school record for most tackles in a season during his final prep campaign . . . lettered six times while in high school, three each in football and track . . . owns school and conference records in the shot-put . . . born 7-16-63 in Sandusky, OH.

OTIS ROGER (OTIS) LINDSEY LB
6-3, 230 Junior from Chester, GA

A transfer from Lees-McRae Junior College where he earned two monograms . . . selected to the NJCAA all-star team last season . . . reaped All-America, all-Coastal Conference and all-region honors during his two-year JC career . . . named

Outstanding Athlete and most valuable player by his junior college squad . . . as a senior at Dodge County High School he led his team in tackles . . . also set a new school mark for tackles in a season during that same year . . . born 3-17-61 in Chester, GA.

E. JEFFERSON (JEFF) LYTTON C
6-3, 240 Freshman from Blue Ash, OH

An honorable mention all-state selection as determined by United Press International . . . a protege of present University of Notre Dame Head Coach Gerry Faust, he prepped at Cincinnati's Moeller High School . . . a member of the 1977, 78 and 1980 high school national championship teams . . . earned nine letters as a high school athlete, four each in football and wrestling and one in track . . . as a grappler he was rated the number-two heavyweight in the state by the **Cincinnati Post** in 1981 . . . won the league heavyweight title last season . . . set a school record for most pins as a senior . . . born 6-10-63 in Hamilton, OH.

DAVID WELLS (DAVE) NOELTE DE
6-2, 215 Junior from Reisterstown, MD

A transfer from Ferrum Junior College in Virginia . . . during his two seasons at Ferrum the team finished fifth and third respectively in the National JUCO Poll . . . an all-conference as well as all-region selection at Ferrum . . . as a prepster at Franklin Senior High School he was named to the all-county as well as the All Baltimore-Metro squads . . . during his senior season his team finished second in the state and held the distinction of being the highest scoring squad in the state . . . a five-sport letterman, three in football and two in baseball . . . in the latter sport he was an all-state as well as an MVP selection . . . also the recipient of his high school's best athlete award in 1979 . . . born 2/7/61 in Elgin, IL.

ELDRIDGE D. (ELDRIDGE) MILTON FB
6-3, 220 Freshman from Folkston, GA

A solid two-way performer in high school who was instrumental in guiding his Charlton County High School team to a number-two finish in the Georgia State Championships . . . named Most Valuable Player, Best Back and Best Defensive Lineman by the **Charlton County Herald** . . . a three-sport letterman while in high school, four in football, two in basketball and two in track . . . born 12/8/62 in Folkston, GA.

ROBERT JEFFREY (JEFF) PARKER QB
6-3, 180 Freshman from Gordo, AL

Selected area most valuable player and best offensive player in 1980 by the **Tuscaloosa News** . . . an honorable mention All-American . . . gleaned all-state and all-conference honors as well . . . participated in the 1981 Alabama High School Athletic Association All-Star game this past July . . . a three-sport letterman at Gordo High School, three each in football and basketball, and two in baseball . . . during his final campaign on the gridiron he rushed for 1000 yards and 14 touchdowns . . . in the passing department he racked up 15 touchdowns for approximately 1000 yards . . . as a senior, he captained the high school basketball team and was named most valuable player of the squad two years in a row . . . nominated to McDonald's High School All-America Team for

1981 . . . on the hardcourt he averaged 18 ppg. and 19 rpg. as a senior . . . his cousin, Scott Shirley, plays football at Mississippi State while another cousin, Tony Shirley, signed with Clemson this year . . . born 12-8-62 in Tuscaloosa, AL.

WILLIAM ANTHONY (WILLIAM) PERRY NG
6-3, 305 Freshman from Aiken, SC

A highly touted prepster from Aiken, SC . . . selected to play on both the Shrine Bowl All-America and the Addidas All-America teams during his final prep season . . . only Clemson signee for 1981 to be chosen to the **Parade** All-America squad . . . an all-conference lineman for four straight years . . . instrumental in guiding his Aiken High School team to the Upper State Finals in 1978 and the conference championship last season . . . regarded as the best lineman in South Carolina last year . . . named Outstanding Offensive as well as Defensive Lineman during the 1980 season by the **Aiken Standard Review** . . . a three-sport letterman while in high school, four in football, three in basketball and one in track . . . born 12/16/62 in Aiken, SC.

GREGORY KENT (GREG) QUICK OL
6-4, 265 Freshman from Laurinburg, NC

Participated in the 1981 Shrine Bowl East-West All-Star game this past summer . . . an honorable mention All-American . . . garnered All-East, All-Piedmont and all-conference honors as well . . . named outstanding athlete and Lineman-of-the-Year in 1980 by his Scotland High School classmates . . . voted most valuable player on both the wrestling and track teams last season . . . received six monograms as a prep athlete . . . born 4-26-63 in Laurinburg, NC.

JOHNNY LEE (JOHNNY) REMBERT LB
6-3, 220 Junior from Arcadia, FL

An All-American Linebacker at Cowley County Community College in Arkansas City, KS . . . transferred to Clemson after two successful seasons on the junior college level . . . recipient of all-district and all-conference honors as a prepster at DeSoto High School . . . named to the Florida All-Star team in 1979 . . . a two-sport letterman while in high school, two in football and three in basketball . . . born 1/19/61 in Hollandale, MS.

ANTHONY LEWIS (TONY) SHIRLEY OT
6-5, 275 Freshman from Gordo, AL

An all-state selection as a junior and senior . . . recipient of all-county and all-conference honors as well . . . he and his cousin, Clemson freshman quarterback, Jeff Parker, were instrumental in guiding Coach Waldon Tucker's Gordo High School team to a state championship last season . . . named most valuable player on the baseball team in 1981 . . . a Centenary All-American blue chipper . . . earned 10 letters as a prepster, four each in football and basketball, and two in baseball . . . born 4-10-63 in Tuscaloosa, AL.

ROY DALE (DALE) SWING, JR. C
6-4, 245 Freshman from Lexington, NC

A 1980 Associated Press All-State selection . . . named to the all-county and All-Central Carolina Conference teams as

well . . . recipient of the **Lexington Dispatch** Athlete-of-the-Week Award . . . selected as most valuable blocker by his Central Davidson Senior High School teammates last season . . . co-captained the team during his senior year . . . a three-sport letterman as a prepster, football (two), track (two) and wrestling (one) . . . born 11-23-62 in Lexington, NC.

RONALD STEVE WATSON SS
5-11, 175 Freshman from Jefferson, GA

An all-state runningback on Coach Jim Stoudmire's Jefferson High School team . . . captained his grid squad as both a junior and a senior . . . rushed for over 3000 yards during his prep career . . . credited with over 300 tackles in four seasons, a mark which was second best in school's history . . . four-time recipient of his cage squad's hustler award . . . captained the basketball team as a senior . . . a record-holder on his school's track team . . . earned 12 letters as a prepster, four each in football, basketball and track . . . born 7-19-61 in Jefferson, GA.

BRAXTON GERALD (BRAXTON) WILLIAMS TB
6-2, 215 Junior from Greensboro, NC

A speedster who has rushed for over 1000 yards per season the past five years . . . a transfer from Butler County Community College in Eldora, KS . . . as a JUCO player he received all-conference honors in both 1979 and 1980 . . . also was named outstanding back during the same two seasons . . . in 1980 he was named Most Valuable Player of his team . . . while in high school he earned all-county as well as all-city honors . . . named Most Valuable Back during his senior campaign . . . selected to play in the North-South All-Star game that same year . . . a nine-sport letterman at James B. Dudley High School, three in football, three in basketball and three in track . . . in the latter, he received all-conference and all-district honors . . . his brother Donald played football at North Carolina Central University from 1973-1977 while a younger brother, Tim, will play for North Carolina A&T beginning this season . . . born 7-21-61 in Greensboro, NC.

The Clemson IPTAY Club


IPTAY, organized in 1934 by the late Dr. Ruppert H. (Rube) Fike, completed its 47th year this past June 30th. And for the 15th consecutive year, contributions exceeded those of the previous 12 months.

IPTAY stood for "I Pay Ten A Year" in the early days, and the first club's membership list included 185 members.

Today, more than 16,500 members form IPTAY, which because of inflation, now means "I Pay Thirty a Year."

Sometimes called "the finest collegiate scholarship club in America," IPTAY funds are used for the sole purpose of educating student-athletes. Not one single penny has ever been used for any other purpose.

For additional information, write Joe Turner, Executive Secretary of IPTAY, P. O. Box 31, Clemson, 29631.



Obed Ariri Set The NCAA Career Field Goal Record With A Boot Against North Carolina On Regional T.V. Last Year.

OBED ARIRI — The Automatic African 1977-1980

Last season, Obed Ariri became the first Clemson athlete in history to set an NCAA national record. And he did not stop at one, he established seven and tied two overall. Below is a listing of those marks and the Clemson records in addition to the national marks.

NATIONAL RECORDS HELD

Season Records Set or Tied

1. Most Field Goals — 23 in 1980 (30 Attempts)
2. Most Field Goals Per Game — 2.09 in 1980 (23 in 11 games)
3. Most Times Kicking Two or More Field Goals in a Game — 8, 1980

Career Records

1. Most Field Goals — 60 (Attempted 92)
 2. Most Field Goals in Three Year Period — 51 (Attempted 75)
 3. Most Field Goals Per Game — 1.36 (60 in 44)
 - *4. Most Consecutive Games Kicking a Field Goal — 14 (1979-80)
 5. Highest Percentage of Field Goals Made Under 40 Yards — 85.5% (47-55)
 - *6. Most Times Kicking Four Field Goals in a Game — 4
- * Denotes Records Tied.

ADDITIONAL CLEMSON RECORDS HELD

- *1. Longest Field Goal in a Game — 57 yards vs. Wake Forest in 1977
2. Most Field Goals in a Game — 4, set on four occasions. Last time 11-1-80 in Winston-Salem, NC.
- *3. Most Consecutive Field Goals Made — 14, set during 1979 and 1980.
- *4. Most Points Scored by Kicking in a Season — 87 in 1980.
5. Most Multiple Field Goal Games in a Career — 17
- *6. Most PATs in a Season — 44 in 1978
- *7. Most Kick-Scoring Points in a Career — 288
- *8. Most PATS in a Career — 99 (of 103)

Also ACC Records.

CLEMSON MEMORIAL STADIUM

For the past several years, the old problem of supply and demand has been causing headaches for the Clemson ticket office. With ticket demands going through the roof and only a limited amount of seats, something had to be done. The answer was the new upper deck for Clemson's Memorial Stadium.


After two years of work, and eight million dollars of capital investment, the new addition was finished. The upper deck, which makes "Death Valley" look even more ominous to visiting opponents, seats an additional 9,855 Tiger faithful. The new structure brings the total permanent seating capacity of Memorial Stadium to 53,306.

The new seats were first used in Clemson's 1978 season finale against arch-rival South Carolina when the Tigers downed the Gamecocks 41-23. Almost every possible seat was jammed with fans as the addition helped set a new Clemson attendance record of 63,050. But that record was eclipsed last year when 64,558 fans were sardined into Memorial Stadium for the homecoming clash with VPI. Overall, 369,770 fans saw the Tigers in "Death Valley" in 1980, the highest aggregate total ever, and a total that was 115 percent of capacity. Clemson sold 41,00 season tickets in 1980 and it appears that mark will be broken in 1981.

Last year the Tigers averaged 61,628 fans per game to establish a new school and ACC record. Four times the crowds exceeded 61,000.

Also completed was a new section for handicapped fans. This facility is located between the South stands and the West endzone stands.

The final new structure in "Death Valley" is the press box. The new press facility is located between the upper deck and the old stands on the south side of the stadium. It is glass enclosed and fully carpeted with a special area for photographers and filming crews. There are seats for 104 writers, giving Clemson one of the most spacious press areas in the South.



1980 CLEMSON TEAM SUPERLATIVES

Highs

SCORING

Touchdowns: 3 vs. Virginia, Wake Forest, S. Carolina
TDs Rushing: 2 vs. four teams
TDs Passing: 1 vs. Rice, Virginia, Duke, Wake Forest
Field Goals: 4 vs. N. C. State, Wake Forest
1st Quarter Points: 10 vs. Wake Forest
4th Quarter Points: 17 vs. Virginia
Total Points: 35 vs. Wake Forest

OFFENSE

Total Offense: 416 vs. Rice
Plays: 90 vs. Georgia
Yds per Play: 5.7 vs. North Carolina
Rushing Yds.: 278 vs. Western Carolina
Rushing Att.: 68 vs. N. C. State
Yds. per Carry: 4.8 vs. Virginia
Passing Yds.: 260 vs. VPI
Passing Att.: 27 vs. Georgia, VPI
Pass Comp.: 13 vs. Duke
Comp. %: .714 vs. Rice (10-14)
Had Intercepted: 4 vs. Duke
First Downs: 26 vs. Georgia
Time of Poss.: 40:34 vs. Georgia
3rd Down Conv.: 14 vs. Georgia (of 26)
3rd Down Conv. %: .563 vs. Rice (9-16)
Turnovers: 5 vs. N. C. State

Lows

SCORING

Touchdowns: 1 vs. Georgia, N. C. State
TDs Rushing: 1 on seven occasions
TDs Passing: 0 on seven occasions
Field Goals: 0 vs. Maryland
1st Quarter Points: 0 on four occasions
4th Quarter Points: 0 vs. VPI, Duke, MD
Total Points: 7 vs. Maryland

OFFENSE

Total Offense: 201 vs. Maryland
Plays: 55 vs. Maryland
TDs per Play: 3.2 vs. N. C. State, South Carolina
Rushing Yds.: 106 vs. Maryland
Rushing Att.: 38 vs. Maryland
Yds. per Carry: 2.3 vs. VPI
Passing Yds.: 93 vs. N. C. State
Passing Att.: 14 vs. Rice
Pass Comp.: 2 vs. Virginia
Comp. %: .125 vs. Virginia (2-16)
Had Intercepted: 0 on three occasions
First Downs: 9 vs. Maryland
Time of Poss.: 24:47 vs. Maryland
3rd Down Conv.: 4 vs. North Carolina (of 13)
3rd Down Conv. %: .307 vs. North Carolina
Turnovers: 1 vs. Western Carolina

1980 OPPONENT TEAM SUPERLATIVES

Highs

SCORING

Touchdowns: 5 by Wake Forest
TDs Rushing: 3 by Virginia, UNC
TDs Passing: 3 by Wake Forest
Field Goals: 2 by 4 teams
1st Quarter Points: 14 by Georgia
4th Quarter Points: 26 by Wake Forest
Total Points: 34 by Duke, MD

OFFENSE

Total Offense: 382 by Duke
Plays: 87 by Wake Forest
Yds. per Play: 5.1 by South Carolina
Rushing Yds.: 291 by North Carolina
Rushing Att.: 61 by North Carolina
Yds. per Carry: 4.9 by South Carolina
Passing Yds.: 291 by Duke
Passing Att.: 56 by Wake Forest
Pass Completions: 28 by Wake Forest
Comp. %: .667 by Rice, MD (11-17)
Had Intercepted: 3 by Wake Forest, South Carolina
First Downs: 23 by Wake Forest
Time of Poss.: 35:13 by Maryland
3rd Down Conv.: 11 by Duke, North Carolina
3rd Down Conv. %: .647 by Duke (11-17)
Turnovers: 5 by Wake Forest

Lows

SCORING

Touchdowns: 0 by Rice, South Carolina
TDS Rushing: 0 by four teams
Field Goals: 1 on many occasions
1st Quarter Points: 0 by five teams
4th Quarter Points: 0 by six teams
Total Points: 3 by Rice

OFFENSE

Total Offense: 157 by Georgia
Plays: 48 by Georgia
Yds. per Play: 3.3 by Georgia
Rushing Yds.: 100 by VPI
Rushing Att.: 31 by Wake Forest
Yds. per Carry: 2.3 by VPI
Passing Yds.: 27 by North Carolina
Passing Att.: 7 by Georgia
Pass Comp.: 2 by Georgia
Comp. %: .286 by Georgia (2-7)
Had Intercepted: 0 by three teams
First Downs: 8 by N. C. State
Time of Poss.: 19:26 by Georgia
3rd Down Conv.: 1 by Georgia (of 9), S. Carolina (of 13)
3rd Down Conv. %: .076 by South Carolina (1-13)
Turnovers: 1 by three teams

1980 CLEMSON TEAM INDIVIDUAL HIGHS

LONG PLAYS

Run: 46 by Jordan vs. N. C. State

Pass Play: 63 by Jordan to Tuttle vs. UNC

TD Play: 59 by Jordan to Tuttle vs. Rice

Punt Return: 31 by Chuck Rose vs. Wake Forest (Blocked Punt)

Kickoff Return: 29 by Kevin Mack vs. Wake Forest

Interception Return: 64 by Willie Underwood vs. S. Carolina

Punt: 63 by Rich Hendley vs. Wake Forest

Field Goal: 52 by Ariri vs. Virginia

SCORING

TDs Rushing: 1 by many players

TDS Passing: 1 by Jordan in four games

TDs Receiving: 1 by Tuttle in four games

Points: 15 by Ariri vs. Wake Forest

Field Goals: 4 by Ariri vs. N. C. State, Wake Forest

Field Goals Att.: 4 by Ariri on five occasions

OFFENSE

Rushing Yards: 116 by McSwain vs. North Carolina

Rushing Att.: 22 by Jordan vs. N. C. State

Passing Yds.: 207 by Jordan vs. North Carolina

Pass Comp.: 12 by Jordan vs. Wake Forest

Pass Att.: 22 by Jordan vs. Wake Forest

Comp. %: .700 by Jordan vs. Rice (7-10)

Interceptions: 3 by Jordan vs. Duke

Receptions: 10 by Tuttle vs. Wake Forest

Reception Yds.: 140 by Tuttle vs. VPI

Total Yards: 210 by Jordan vs. Rice

Total Plays: 39 by Jordan vs. VPI, N. C. State

SPECIAL TEAMS

Punt Returns: 3 by Kinard vs. VPI, N. C. State
B. Davis vs. Maryland

Punt Return Yds.: 31 by Chuck Rose vs. Wake Forest

Kickoff Ret.: 4 by Headen vs. Duke

Kickoff Ret. Yds.: 71 by Headen vs. Duke

Punts: 8 by Hendley vs. Maryland

Punting Avg.: 47.3 by Sims vs. Rice

DEFENSIVE:

Total Tackles: 24 by J. Davis vs. North Carolina

First Hits: 17 by J. Davis vs. North Carolina

Assists: 8 by J. Davis vs. N. C. State

Tackles for Loss: 3 by Chuck Rose vs. Duke

(—) Yds. in Tackles: 17 by Bryant vs. Rice

Passes Broken Up: 4 by Underwood vs. Wake Forest

Fumble Recoveries: 1 by many players

1980 OPPONENT INDIVIDUAL HIGHS

LONG PLAYS

Run: 55 by Bryant of North Carolina
Pass Play: 61 by Delaney to Eagan of Virginia
TD Play: 87 by Tabron of Duke (Int. Return)
Punt Return: 67 by Woerner of Georgia
Kickoff Return: 31 by Walker of Georgia
Interception Return: 98 by Woerner of Georgia
Punt: 53 by Mays of Virginia
Field Goal: 42 by Robinson of Georgia
Hayes of North Carolina

SCORING

TDs Rushing: 2 by McMillan of Wake Forest
Lawrence of North Carolina
Wysocki of Maryland
TDs Passing: 3 by Venuto of Wake Forest
TDs Receiving: 2 by Duckett of Wake Forest
Havener of Maryland
Points: 12 by McMillan and Duckett of Wake Forest
Lawrence of North Carolina
Havener of Maryland
Field Goals: 2 by Robinson of Georgia
Castro of Maryland
Leopard of South Carolina
Field Goals Att.: 3 by Sam of Rice
Castro of Maryland
Leopard of South Carolina

OFFENSE

Rushing Yards: 168 by Rogers of South Carolina
Rushing Att.: 30 by Wysocki of Maryland
Passing Yds.: 283 by Venuto of Wake Forest
Pass Comp.: 28 by Venuto of Wake Forest
Pass Att.: 56 by Venuto of Wake Forest
Comp. %: .692 by Tice of Maryland (9-13)
Interceptions: 3 by Venuto of Wake Forest, Harper of USC
Receptions: 8 by Snell of VPI
Reception Yds.: 124 by Harp of Western Carolina
Total Yards: 319 by Venuto of Wake Forest
Total Plays: 63 by Venuto of Wake Forest

SPECIAL TEAMS

Punt Returns: 4 by Ludlowe of VPI
Punt Return Yds.: 67 by Woerner of Georgia
Kickoff Ret.: 4 by Green of N. C. State
Kickoff Ret. Yds.: 99 by Green of N. C. State
Punts: 7 by Corbin of Western Carolina
Mays of Virginia
Punting Avg.: 47.0 by Smigelsky of VPI

1980 NFL DRAFTEES

Obed Ariri, Baltimore Colts, 7th Round
Eddie Geathers — Baltimore Colts, Free Agent
Steve Durham — Seattle Seahawks, 6th Round
David Sims — Baltimore Colts, Free Agent
Willie Underwood — Dallas Cowboys, Free Agent

1980 IN REVIEW

Sept. 13 Rice at Clemson

Weather Sunny 83°

Attendance 60,361

Homer Jordan, making his first appearance as Clemson's starting quarterback, hit Perry Tuttle for a 59-yard touchdown pass and scored on a 4-yard run to lead Clemson to a 19-3 victory over Rice in Clemson's opening game of the season. Jordan accounted for 210 yards in total offense as he threw for 142 yards and rushed for 68 yards to lead the Tigers in both departments. Perry Tuttle caught four passes for 105 yards to lead all receivers in the game. Obed Ariri added two fourth-quarter field goals to finish Clemson's scoring. Rice could only manage a 22-yard field goal following a Clemson fumble against the stingy Tiger defense.

RICE	3	0	0	0	—	3
CLEMSON	0	6	7	6	—	19

RU—FG Sam 22-yds

CU—Tuttle 59-yd pass from Jordan (pass failed)

CU—Jordan 4-yd run (Ariri kick)

CU—FG Ariri 23 yds

CU—FG Ariri 28 yds

	CU	RU
First Downs	20	14
Rushing Yardage	60-217	46-112
Passing Yardage	199	119
Passes	10-14-0	11-17-1
Punts	3-47.3	4-39.8
Fumbles/Lost	6-4	3-2
Penalties/Yards	9-56	2-20

Individual Rushing (Att-Yds)

CU—Jordan (14-68), McSwain (14-59), McCall (15-42)

RU—Sanders (13-75), Fance (10-22), Wilson (5-19)

Individual Passing (Comp-Att-Int-Yds-TD)

CU—Jordan (7-10-0-142-1), Gasque (3-4-0-57-0)

RU—Hertel (11-16-1-119-0), Sanders (0-1-0-00-0)

Individual Receiving (Catches-Yds-TD-Long)

CU—Tuttle (4-105-1-57), Gaillard (3-86-0-41),
Stockstill (2-14-0-9)

RU—Fortune (3-49-0-20), Hubble (2-29-0-17),
Fance (3-23-0-23)

Sept. 20 Clemson at Georgia

Weather Overcast, 75°

Attendance 61,200

Despite outgaining Georgia in total offense, 351-157, Clemson fell to the eventual national champions 20-16, between the hedges. Scott Woerner returned a punt 67 yards for a touchdown and set up another with a 97-yard interception return to lead the Bulldogs. Mike Gasque came off the bench to quarterback the Tigers and scored Clemson's only TD of the game on a one yard run. Obed Ariri kicked three field goals to account for the rest of the Clemson scoring. The Tiger defense was spectacular as they limited freshman sensation Herschel Walker to only 12 yards in the first half. Late in the game the Tigers drove to the Georgia 10-yard line, but Jeff Hipp intercepted a Mike Gasque pass to end the threat.

CLEMSON	0	10	3	3	—	16
GEORGIA	14	0	6	0	—	20

GA—Woerner 67-yd punt return (Robinson kick)
 GA—Belue 1-yd run (Robinson kick)
 CU—Gasque 1-yd run after fumble (Ariri kick)
 CU—FG Ariri 21-yds
 GA—FG Robinson 42-yds
 GA—FG Robinson 27-yds
 CU—FG Ariri 45-yds
 CU—FG Ariri 25-yds

	CU	GA
First Downs	26	10
Rushing Yardage	63-204	41-126
Passing Yardage	147	31
Passing	13-27-3	2-7-0
Punts	2-43.5	4-39.7
Fumbles/Lost	4-1	4-2
Penalties/Yards	4-40	7-97

Individual Rushing (Att-Yds)

CU—Pickett (12-75), McSwain (13-53), Austin (12-39)
 GA—Walker (23-121), Arnold (1-13), Womack (4-12)

Individual Passing (Comp-Att-Int-Yds-TD)

CU—Gasque (8-16-2-97-0), Jordan (5-11-1-50-0)
 GA—Belue (2-7-0-31-0)

Individual Receiving (Catches-Yds-TD-Long)

CU—Tuttle (8-92-0-30)
 GA—Arnold (1-24-0-24)

Sept. 27 Western Carolina at Clemson

Weather Cloudy, 73°
 Attendance 58,490

Edgar Pickett and Chuck McSwain each scored on one-yard plunges to carry Clemson to a 17-10 victory over stubborn Western Carolina. Pickett's TD run came after Chuck Rose blocked a punt and the Tigers took over on the Western 29-yard line. McSwain's touchdown culminated a 99-yard drive that took 5:38 of the second half. Obed Ariri kicked a 24-yard field goal in the first quarter to account for the other Clemson points. Brendon Crite was the leading rusher for the Tigers as he picked up 88 yards in 11 carries. Western scored its lone touchdown of the game on a 14-yard pass to Gerald Harp from David Mashburn.

W. CAROLINA	0	0	7	3	—	10
CLEMSON	3	7	0	7	—	17

CU—FG Ariri 24-yds
 CU—Pickett 1-yd run (Ariri kick)
 WC—Harp 14-yd pass from Mashburn (Biasucci kick)
 CU—McSwain 1-yd run (Ariri kick)
 WC—FG Biasucci 40-yds

	CU	WC
First Downs	22	14
Rushing Yardage	66-278	33-125
Passing Yardage	97	196
Passes	8-18-0	19-34-0
Punts	5-39.6	8-33.9
Fumbles/Lost	1-1	1-1
Penalties/Yards	7-70	6-84

Individual Rushing (Att-Yds)

CU—Crite (11-88), Pickett (17-81), Mack (10-49)
 WC—James (8-37), Williams (10-36), Mashburn (5-34)

Individual Passing (Comp-Att-Int-Yds-TD)

CU—Jordan (5-11-0-60-0), Gasque (3-7-0-37-0)
 WC—Mashburn (16-31-0-184-1), Mixon (3-3-0-12-0)

Individual Receiving (Catches-Yds-TD-Long)

CU—Gaillard (3-51-0-20), Tuttle (4-36-0-17)

WC—Harp (6-124-1-55)

Oct. 4 Virginia Tech at Clemson

Weather Fair, 62°

Attendance 64,558

Clemson used two Obed Ariri field goals, a Brendon Crite touchdown, a gritty goal line stand, and a timely interception to hand Virginia Tech its first loss of the season, 13-10. Ariri booted a 34-yard field goal following an Ike Williams tailback pass to Perry Tuttle that covered 55 yards in the first quarter. Crite scored on a 3-yard run in the second quarter, and Ariri hit a 26-yard field goal in the third quarter that proved to be the game winner. The big goal line stand came in the fourth quarter with Clemson leading 13-7. The Hokies had the ball second-and-goal from inside the one. The Tiger defense held on second and third downs, so, on fourth down, the Hokies kicked a field goal. Later, with time running out, Eddie Geathers intercepted a desperation pass by VPI at the 7-yard line to wrap up Clemson's Homecoming victory.

VIRGINIA TECH	0	0	7	3	—	10
CLEMSON	3	7	3	0	—	13

CU—FG Ariri 34-yds

CU—Crite 3-yd run (Ariri kick)

VPI—Purdham 7-yd pass from Casey (Laury kick)

CU—FG Ariri 26-yds

VPI—FG Laury 23-yds

	CU	VPI
First Downs	22	18
Rushing Yardage	55-126	55-100
Passing Yardage	260	208
Passes	14-27-1	23-40-1
Punts	6-41.1	6-47.0
Fumbles/Lost	6-3	1-1
Penalties/Yards	8-84	6-61

Individual Rushing (Att-Yds)

CU—McSwain (9-37), Pickett (15-26), Jordan (18-24)

VPI—Edmonds (19-41), Lawrence (9-29)

Individual Passing (Comp-Att-Int-Yds-TD)

CU—Jordan (10-21-1-160-0), Gasque (3-5-0-45-0)

VPI—Casey (23-40-1-208-1)

Individual Receiving (Catches-Yds-TD-Long)

CU—Tuttle (6-140-0-55), Magwood (2-38-0-23)

VPI—Snell (8-99-0-46), Giacalone (7-69-0-19), Purdham (2-12-1-7)

Oct. 11 Clemson at Virginia

Weather Sunny, 79°

Attendance 32,443

Obed Ariri kicked a 52-yard field goal with six seconds remaining to cap a furious fourth-quarter comeback that gave Clemson a 27-24 victory. Trailing by 14 points going into the fourth quarter, the Tigers scored a touchdown on a 26-yard run by Brendon Crite after a perfect pitch by quarterback Homer Jordan. Then, with less than four minutes remaining, Willie Underwood blocked a punt, Bill Smith scooped up the ball, and ran 11 yards for the tying TD. The Tiger defense held and a short Tiger drive set up Ariri's clutch field goal. Clemson's earlier touchdown came on a spectacular 56-yard broken field run by Perry Tuttle after he caught a Homer

Jordan pass. Jordan led the Tigers in both passing and rushing on his way to accumulating 207 yards in total offense.

CLEMSON	3	7	0	17	—	27
VIRGINIA	0	10	14	0	—	24

CU—FG Ariri 33-yd

VA—Delaney 1-yd run (Morrison kick)

CU—Tuttle 56 yard pass from Jordan (Ariri kick)

VA—FG Morrison 31-yd

VA—Vigorito 7-yd run (Morrison kick)

VA—Walker 5-yd run (Morrison kick)

CU—Crite 26-yd run (Ariri kick)

CU—Smith 11-yd run on blocked punt (Ariri kick)

CU—FG Ariri 52-yd

	CU	VA
First Downs	13	17
Rushing Yardage	48-232	46-129
Passing Yardage	107	169
Passes	2-16-2	10-19-0
Punts	7-41.1	9-32.2
Fumbles/Lost	1-0	3-1
Penalties	14-102	4-32

Individual Rushing (Att-Yds)

CU—Jordan (14-100), McCall (11-37), Pickett (11-35), Crite (1-26)

VA—Vigorito (22-81), Delaney (12-29), Walker (8-28)

Individual Passing (Comp-Att-Int-Yds-TD)

CU—Jordan (2-13-0-107-1)

VA—Delaney (8-15-0-156-0)

Individual Receiving (Catches-Yds-TD-Long)

CU—Tuttle (1-56-1-56), Gaillard (1-51-0-51)

VA—Egan (2-72-0-61), Vigorito (4-53-0-47)

Oct. 18 Duke at Clemson

Weather Cloudy, 73°

Attendance 59,873

Using a very effective passing attack and three interceptions by Dennis Tabron, Duke upset Clemson 34-17. Tabron returned one of the interceptions 87 yards for a touchdown and another set up the go-ahead TD for Duke. Tabron was named **Sports Illustrated** Defensive Player-of-the-Week for his play. Freshman quarterback Ben Bennett passed for 257 yards, one touchdown, and was on the receiving end of another.

DUKE	3	7	14	10	—	34
CLEMSON	7	10	0	0	—	17

CU—Crite 1-yd run (Ariri kick)

DU—FG McKinney 20-yds

CU—FG Ariri 23-yds

DU—Grayson 2-yd run (McKinney kick)

CU—Tuttle 46-yd pass from Jordan (Ariri kick)

DU—Tillery 5-yd pass from Bennett (McKinney kick)

DU—Bennett 7-yd pass from Grayson (McKinney kick)

DU—FG McKinney 43-yds

DU—Tabron 87-yd interception return (McKinney kick)

	CU	DU
First Downs	18	22
Rushing Yardage	42-162	45-103
Passing Yardage	177	291
Passes	13-26-4	23-35-1
Punts	5-42.4	4-36.0
Fumbles/Lost	0-0	5-1
Penalties/Yards	10-86	7-74

Individual Rushing (Att-Yds)

CU—Crite (11-44), Jordan (11-39), Pickett (9-36)
DU—Boone (14-47), Blunk (7-24), Grayson (16-20)

Individual Passing (Comp-Att-Int-Yds-TD)

CU—Jordan (8-16-3-114-1), Gasque (5-10-0-63-0)
DU—Bennett (21-32-1-257-1)

Individual Receiving (Catches-Yds-TD-Long)

CU—Tuttle (6-92-1-46), Gaillard (5-62-0-16),
Stockstill (2-23-0-12)
DU—Fredrick (3-41-0-21), Jones (2-39-0-21), Tillery (4-36-1-21)

Oct. 25 Clemson at N. C. State

Weather Rain, 54°
Attendance 44,400

N. C. State turned a fumble, an interception, a safety, and a blocked punt into 21 points on the way to defeating Clemson, 24-20. In the second quarter the Wolfpack drove two yards for their first score following a Tiger fumble, drove 17 yards following an interception, and tackled punter Rich Hendley in the end zone for a safety after he had fumbled the snap. The Pack got their final TD when they ran a blocked punt into the end zone. The loss spoiled a brilliant performance by Obed Ariri who kicked four field goals in the game from 45, 39, 30 and 19 yards. The Tigers found themselves again dominating the statistics but hurting themselves with costly turnovers. Clemson led in every statistical category but in the final score. Chuck McSwain scored the only Tiger TD on a 1-yard run.

CLEMSON	6	8	3	3	—	20
N. C. STATE	0	15	9	0	—	24

CU—FG Ariri 19-yds
CU— FG Ariri 45-yds
NCS—Avery 1-yd run (Ritter kick)
CU—McSwain 1-yd run (Stockstill pass from Jordan)
NCS—Quick 11-yd pass from Avery (kick failed)
NCS—Harris tackled Hendley in endzone for safety
NCS—Butler 5-yd return of blocked punt (pass failed)
NCS—FG Ritter 24-yds
CU—FG Ariri 39-yds
CU—FG Ariri 30-yds

	CU	NCS
First Downs	19	8
Rushing Yardage	68-180	37-147
Passing Yardage	93	65
Passes	7-17-2	6-13-1
Punts	4-32.2	6-37.8
Fumbles/Lost	5-3	4-2
Penalties/Yards	6-50	8-86

Individual Rushing (Att-Yds)

CU—Jordan (22-65), McCall (19-57), McSwain (9-35)
NCS—McLean (9-50), Avery (12-35), Jackson (10-33)

Individual Passing (Att-Comp-Int-Yds-TD)

CU—Jordan (7-17-2-93-0)
NCS—Avery (6-13-1-65-1)

Individual Receiving (Catches-Yds-TD-Long)

CU—Tuttle (3-40-0-25), Gaillard (2-28-0-17)
NCS—Quick (4-41-1-22)

Nov. 1 Clemson at Wake Forest

Weather Sunny, 67°
Attendance 28,200

Clemson jumped to a 35-7 lead early in the fourth quarter and then held off a furious Wake Forest rally to defeat the Deacons, 35-33. Obed Ariri led the scoring for the Tigers as he connected for four field goals for the second consecutive Saturday. Homer Jordan had another outstanding afternoon directing the Clemson attack as he passed to Perry Tuttle for a 22-yard TD and scored on a four-yard run. Tuttle caught 10 passes for 124 yards in his hometown. Chuck McSwain scored on an 18-yard scamper to account for the other Clemson TD. Wake Forest scored 26 points in the fourth quarter to make the finish very exciting. All-ACC quarterback Jay Venuto led the comeback as he passed for 283 yards and three touchdowns. However, Terry Kinard intercepted a Venuto pass late in the game which enabled the Tigers to run out the clock.

CLEMSON	10	6	10	9	—	35
WAKE FOREST	0	7	0	26	—	33

CU—McSwain 18-yd run (Ariri kick)

CU—FG Ariri 30-yds

CU—FG Ariri 38-yds

WF—McMillan 1-yd run (Denfield kick)

CU—FG Ariri 29-yds

CU—Jordan 4-yd run (Ariri kick)

CU—FG Ariri 32-yds

CU—Tuttle 22-yd pass from Jordan (Ariri kick)

CU—Safety, Venuto tackled in endzone after bad snap

WF—Duckett 6-yd pass from Venuto (Usdin kick)

WF—Rufner 1-yd pass from Venuto (pass failed)

WF—Duckett 35-yd pass from Venuto (pass failed)

WF—McMillan 1-yd run (Usdin kick)

	CU	WF
First Downs	17	23
Rushing Yardage	56-148	31-95
Passing Yardage	148	283
Passes	12-23-0	28-56-3
Punts	6-34.8	6-28.2
Fumbles/Lost	5-3	2-2
Penalties/Yards	12-143	12-125

Individual Rushing (Att-Yds)

CU—Jordan (16-53), McSwain (11-36), McCall (10-31)

WF—McMillan (15-68), Venuto (7-36)

Individual Passing (Comp-Att-Int-Yds-TD)

CU—Jordan (12-22-0-148-1)

WF—Venuto (28-56-3-283-3)

Individual Receiving (Catches-Yds-TD-Long)

CU—Tuttle (10-124-1-22)

WF—Duckett (6-109-2-35)

Nov. 8 North Carolina at Clemson

(Regional TV)

Weather Sunny, 69°

Attendance 62,288

Clemson gave ACC and Bluebonnet Bowl Champ North Carolina all it could handle and more before finally running out of time, 24-19. The senior dominated squad from Chapel Hill was forced to use a tremendous goalline stand with time running out to hold off the young Tigers. The Tar Heels jumped to an early 14-0 lead in the first half. However, two Obed Ariri field goals (the first broke the NCAA record for career field goals) cut the margin to 14-6 at half. Dick Crum's team increased the lead to 24-6 going into the fourth quarter. At that point, Danny Ford's squad began a rally that electrified the capacity crowd and a regional TV audience. Homer

Jordan, who was named Clemson's MVP of the game for his 207 yards in passing, scored on a 4-yard run. Wilbur Bullard, who rushed for 44 yards in the fourth quarter, scored from 1-yard out to cut the lead to 24-19. Following a UNC fumbled punt, the Tigers drove to the Tar Heel 1-yard line, but the seasoned North Carolina defense stiffened and denied the Tigers the win. Chuck McSwain rushed for 116 yards which was the highest rushing total for a Tiger in 1980.

N. CAROLINA	7	7	10	0	—	24
CLEMSON	0	6	0	13	—	19

NC—Lawrence 3-yd run (Hayes kick)

NC—Bryant 1-yd run (Hayes kick)

CU—FG Ariri 26-yds

CU—FG Ariri 22-yds

NC—FG Hayes 42-yds

CU—Jordan 4-yd run (pass failed)

CU—Bullard 1-yd run (Ariri kick)

	CU	NC
First Downs	23	17
Rushing Yardage	5-191	61-291
Passing Yardage	207	27
Passes	11-19-0	4-8-1
Punts	5-36.0	4-45.3
Fumbles/Lost	4-3	6-3
Penalties/Yards	5-45	8-67

Individual Rushing (Att-Yds)

CU—McSwain (12-116), Bullard (10-44)

NC—Bryant (23-138), Lawrence (21-112)

Individual Passing (Comp-Att-Int-Yds-TD)

CU—Jordan (11-19-0-207-0)

NC—Elkins (4-8-1-27-0)

Individual Receiving (Catches-Yds-TD-Long)

CU—Tuttle (4-88-0-63), Magwood (3-57-0-25),
Stockstill (3-53-0-21)

NC—Harrison (1-14-0-14), Richardson (1-10-0-10)

Nov. 15 Clemson at Maryland

Weather Overcast, 51°

Attendance 32,650

Maryland's Charlie Wysocki rushed for two touchdowns and Mike Tice passed for two more to lead the Terps to a 34-7 victory over Clemson. The loss was the worst Clemson has suffered under Danny Ford. Clemson cut the Maryland lead to 14-7 in the third quarter on a 5-yard run by Jeff McCall. However, Jerry Claiborne's squad scored 20 unanswered points to put the game out of reach.

CLEMSON	0	0	7	0	—	7
MARYLAND	7	7	7	13	—	34

MD—Wysocki 3-yd run (Castro kick)

MD—Havener 21-yd pass from Tice (Castro kick)

CU—McCall 5-yd run (Ariri kick)

MD—Wysocki 3-yd run (Castro kick)

MD—Havener 25-yd pass from Tice (Castro kick)

MD—FG Castro 22-yds

MD—FG Castro 37-yds

	CU	MD
First Downs	9	19
Rushing Yardage	38-106	60-203
Passing Yardage	95	155
Passes	9-17-0	10-15-0
Punts	8-36.1	5-42.2
Fumbles/Lost	3-3	2-1
Penalties/Yards	9-82	5-52

Individual Rushing (Att-Yds)

CU—McSwain (10-49), McCall (11-33)

MD—Wysocki (30-106)

Individual Passing (Comp-Att-Int-Yds-TD)

CU—Jordan (8-13-0-78-0), Gasque (1-3-0-17-0)

MD—Tice (9-13-0-144-2), DeWitz (1-2-0-11-0)

Individual Receiving (Catches-Yds-TD-Long)

CU—Tuttle (4-63-0-19)

MD—Havener (6-107-2-25), Sievers (3-37-0-15)

Nov. 22 South Carolina at Clemson

Weather Cloudy, 60°

Attendance 64,200

Cornerback Willie Underwood intercepted two passes, returning one for a touchdown and the other 64-yards to set up the first Clemson touchdown, and made 17 tackles to lead Clemson to a 27-6 upset of Gator Bowl bound South Carolina. Underwood was named **Sports Illustrated** national Defensive Player-of-the-Week for his tremendous play. Underwood's first interception set up a Homer Jordan touchdown plunge from one-yard out to break a 6-6 tie and sent the Tigers ahead or good. Three plays later, Underwood intercepted another Gary Harper pass and rambled 37 yards untouched for the TD. Jeff McCall scored the final Clemson touchdown on a 15-yard run late in the fourth quarter. Obed Ariri kicked two first half field goals which enabled him to break three NCAA career and season records. Homer Jordan led the Clemson offense with 152 yards in passing. The Tigers, who wore orange pants for the first time ever for this game, picked off three Gamecock passes, recovered a fumble, and did not allow a Carolina player to cross the goalline. Heisman Trophy winner George Rogers led the Gamecock attack with 168 yards rushing but ended his four-year career without scoring against Clemson.

S. CAROLINA	3	0	3	0	—	6
CLEMSON	3	3	7	14	—	27

CU—FG Ariri 41-yds

SC—FG Leopard 39-yds

CU—FG Ariri 47-yds

SC—FG Leopard 29-yds

CU—Jordan 1-yd run (Ariri kick)

CU—Underwood 37-yd return of interception (Ariri kick)

CU—McCall 15-yd run (Ariri kick)

	CU	USC
First Downs	14	21
Rushing Yardage	43-149	49-221
Passing Yardage	152	142
Passes	10-9-1	12-23-3
Punts	6-34.3	5-37.2
Fumbles/Lost	2-1	6-1
Penalties/Yards	5-63	4-25

Individual Rushing (Att-Yds)

CU—McSwain (15-87), McCall (9-50)

SC—Rogers (28-168), Reeves (9-38)

Individual Passing (Comp-Att-Int-Yds-TD)

CU—Jordan (10-19-1-152-0)

SC—Harper (12-22-3-142-0)

Individual Receiving (Catches-Yds-TD-Long)

CU—Tuttle (3-79-0-54), Gaillard (4-34-0-12)

SC—Gillespie (4-65-0-20), Smith (2-34-0-17), Scott (2-25-0-21)

1980 ALL-ATLANTIC COAST CONFERENCE TEAM

(Selected by Atlantic Coast Sports Writers Association)

OFFENSE

WR—Perry Tuttle, Clemson

TE—John Brinkman, Duke

T—Chris Koehne, N. C. State

T—Lee Nanney, Clemson

G—Ron Wooten, North Carolina

G—Bill Ard, Wake Forest

C—Rick Donnalley, North Carolina

QB—Jay Venuto, Wake Forest

RB—Charlie Wysocki, Maryland

RB—Amos Lawrence, North Carolina

RB—Kelvin Bryant, North Carolina

PK—Obed Ariri, Clemson

DEFENSE

DL—Lawrence Taylor, North Carolina

DL—Donnell Thompson, North Carolina

DL—Bubba Green, N. C. State

DL—Stuart Anderson, Virginia

DL—Marlin Van Horn, Maryland

LB—Darrell Nicholson, North Carolina

LB—Carlos Bradley, Wake Forest

DB—Steve Streater, North Carolina

DB—Dennis Tabron, Duke

DB—Lloyd Burruss, Maryland

DB—Bryan Shummock, Virginia

P—Steve Streater, North Carolina

PLAYER-OF-THE-YEAR — Lawrence Taylor, North Carolina

COACH-OF-THE-YEAR — Dick Crum, North Carolina

ROOKIE-OF-THE-YEAR — QB Ben Bennett, Duke

FINAL 1980 ATLANTIC COAST CONFERENCE & REGULAR SEASON FOOTBALL STANDINGS

CONFERENCE GAMES

Team	W	L	T	Pct	Pts	Opp
North Carolina	6	0	0	1.000	166	63
Maryland	5	1	0	.833	120	48
N. C. State	3	3	0	.500	104	133
Clemson	2	4	0	.333	125	173
Virginia	2	4	0	.333	84	149
Wake Forest	2	4	0	.333	127	128
Duke	1	5	0	.167	131	163

x-Georgia Tech

(x—Not Eligible For Championship)

ALL GAMES

Team	W	L	T	Pct	Pts	Opp
North Carolina	10	1	0	.909	281	123
Maryland	8	3	0	.727	191	130
N. C. State	6	5	0	.545	222	212
Clemson	6	5	0	.545	217	222
Virginia	4	7	0	.364	144	259
Wake Forest	5	6	0	.455	251	213
Duke	2	9	0	.182	214	296
Georgia Tech	1	9	1	.136	113	260

FINAL 1980 ACC INDIVIDUAL STATS

(Asterisk Denotes Player Slated To Return For 1981 Season)

TOTAL OFFENSE

Player, School	Games	Plays	Yards	TDR	Play Avg	Game Avg
Jay Venuto, W.F.	11	480	2430	22	5.1	220.9
*Ben Bennett, Duke	11	381	1840	12	4.8	167.3
*Homer Jordan, Clemson	11	325	1683	8	5.2	153.0
*Tol Avery, N. C. State	11	326	1570	14	4.8	142.7
*Charlie Wysocki, MD	11	334	1359	11	4.1	123.5
*Mike Kelley, Ga. Tech	7	169	809	3	4.8	115.6
*Todd Kirtley, Virginia	10	216	1079	5	5.0	107.9
Amos Lawrence, UNC	11	229	1118	11	4.9	101.6
Mike Tice, Maryland	10	207	997	5	4.8	99.7
*Kelvin Bryant, UNC	11	179	1055	11	5.9	95.9
*Rod Elkins, UNC	11	195	1015	13	5.2	92.3
Tommy Vigorito, Virginia	9	202	742	5	3.7	82.4

RUSHING OFFENSE

Player, School	Games	Plays	Yards	TDR	Play Avg	Game Avg
*Charlie Wysocki, MO	11	334	1359	11	4.1	123.5
Amos Lawrence, UNC	11	229	1118	11	4.9	101.6
*Kelvin Bryant, UNC	11	177	1039	11	5.9	94.5
Tommy Vigorito, Virginia	9	201	742	5	3.7	82.4
*Wayne McMillan, W. F.	10	152	694	8	4.6	69.4
Wayne McLean, NCS	11	147	706	3	4.8	64.2
*Chuck McSwain, Clemson	11	114	544	3	4.8	49.5
*David Allen, Ga. Tech	10	134	466	2	3.5	46.6
Eddie Jackson, NCS	11	103	488	5	4.7	44.4
*Tol Avery, NCS	11	142	456	8	3.2	41.5

PASSING EFFICIENCY

Player, School	Atts	Cmp	Cmp Pct	Int	Yards	TD	Rating Points
Jay Venuto, W. Forest	413	214	51.82	14	2624	21	114.7
*Rod Elkins, UNC	160	81	50.62	9	1002	11	114.7
*Homer Jordan, Clemson	172	85	49.42	8	1311	4	111.8
Mike Tice, Maryland	140	71	50.71	6	928	5	109.6
*Ben Bennett, Duke	330	174	52.73	25	2050	11	100.8
*Tol Avery, N. C. State	184	98	53.26	13	1114	6	100.7
*Mike Kelley, Ga. Tech	137	68	49.64	5	832	3	100.5
*Todd Kirtley, Virginia	183	94	51.37	12	1156	3	96.7

PASS RECEIVING

Player, School	Games	Cgt	Yards	TD	Caught Per Game	Yards Per Catch
*Perry Tuttle, Clemson	11	53	915	4	4.8	17.3
*Kenny Duckett, W. F.	11	50	656	12	4.5	13.1
*Mike Quick, NCS	11	43	632	3	3.9	14.7
*Wayne Baumgardner, W. F.	11	41	764	4	3.7	18.6
Tommy Vigorito, Virginia	9	29	239	1	3.2	8.2
Marvin Brown, Duke	11	34	451	1	3.1	13.3
John Brinkman, Duke	11	32	337	2	2.9	10.5
Marlon Heggs, Ga. Tech	11	29	483	1	2.6	16.7
Chris Havener, Maryland	11	29	436	3	2.6	15.0
*Ron Frederick, Duke	11	27	413	2	2.5	15.3
*Cedric Jones, Duke	11	25	369	6	2.3	14.8
*Jerry Gaillard, Clemson	11	25	369	0	2.3	14.8
*Bill Ruffner, Wake Forest	11	24	198	2	2.2	8.3
*Cole Egan, Virginia	11	23	447	1	2.1	19.4

ALL-PURPOSE RUNNERS

Player, School	Rush	Rec	PR	KOR	Yards	Yards Per Game
*Charlie Wysocki, MD	1359	24	0	0	1383	125.7
*Kelvin Bryant, UNC	1039	194	0	25	1258	114.4
Tommy Vigorito, Virginia	742	239	0	0	981	109.0
Amos Lawrence, UNC	1118	80	0	0	1198	108.9
*Wayne McMillan, W. F.	694	106	0	153	953	95.3
*Kenny Duckett, W. F.	19	656	113	182	970	88.2
*Perry Tuttle, Clemson	23	915	0	0	938	85.3
Wayne McLean, NCS	706	110	0	17	833	75.7

SCORING

Player, School	TD	XPT	FG	Pts
Lawrence, UNC	15	0	0	90
Ariri, Clemson	0	18	23	87
*Bryant, UNC	12	0	0	72
*Duckett, Wake Forest	12	0	0	72
*Wysocki, Maryland	11	0	0	66
*Hayes, UNC	0	34	7	55
Ritter, NCS	0	23	9	50
*McMillan, Wake Forest	8	0	0	48

PUNTING

Player, School	No	Yards	Avg
Streater, UNC	59	2560	43.4
*Warren, NCS	52	2213	42.6
Brummitt, Duke	65	2685	41.3
*Pierce, Georgia Tech	88	3609	41.0
Castro, Maryland	75	3066	40.9
*Mays, Virginia	55	2187	39.8
*Hendley, Clemson	52	2049	34.7
*Couch, Wake Forest	59	2049	34.7

INTERCEPTIONS

Player, School	No	Yards	TD	Per Game
*Tabron, Duke	5	132	1	.45
*Honeycutt, NCS	5	60	0	.45
Shumock, Virginia	5	56	0	.45
Streater, UNC	5	43	0	.45
*Triplett, Wake Forest	4	56	0	.36
*Chester, Virginia	4	40	0	.36
*Thurson, Georgia Tech	4	0	0	.36

FIELD GOALS

Player, School	Games	FGM-FGA	Per Game
Ariri, Clemson	11	23-30	2.09
*Morrison, Virginia	11	11-16	1.09
Castro, Maryland	11	10-18	.91
Ritter, NCS	10	9-13	.90
*Denfeld, Wake Forest	11	7-15	.64
*Hayes, UNC	11	7-16	.64
Smith, Georgia Tech	9	5-9	.56
*McKinney, Duke	11	6-9	.55

PUNT RETURNS

Player, School	No	Yards	TD	Avg
*Chester, Virginia	19	192	1	10.1
*Poole, UNC	41	351	0	8.6
*Tabron, Duke	21	159	0	7.6
Trimble, Maryland	22	164	0	7.5
*Thurson, Georgia Tech	12	55	0	4.6
*Kinard, Clemson	12	50	0	4.2
*Swider, Wake Forest	24	87	0	3.6

KICKOFF RETURNS

Player, School	No	Yards	TD	Avg
*Tabron, Duke	11	251	0	22.0
*Smith, UNC	9	195	0	21.7
Hall, Virginia	14	285	0	20.4
*Stover, Georgia Tech	16	313	0	19.6
*Greene, NCS	12	234	0	19.5
*Duckett, Wake Forest	11	182	0	16.5
*Headen, Clemson	12	195	0	16.3
Burruss, Maryland	10	161	0	16.1

TEAM STATISTICS

TOTAL OFFENSE

Team	Games	Plays	Yards	Per Play	TDs*	Per Game
North Carolina	11	800	4018	5.0	37	365.3
Wake Forest	11	835	3759	4.5	33	341.7
Clemson	11	813	3675	4.5	19	334.1
N. C. State	11	789	3646	4.6	26	331.5
Duke	11	746	3256	4.4	27	296.0
Maryland	11	774	3251	4.2	22	295.2
Virginia	11	714	2880	4.0	14	261.8
Georgia Tech	11	717	2659	3.7	13	241.7

* Touchdowns scored by rushing passing only.

TOTAL DEFENSE

Team	Games	Plays	Yards	Per Play	TDs*	Per Game
North Carolina	11	735	2821	3.8	13	256.5
Maryland	11	735	2835	3.9	14	257.7
Clemson	11	761	3338	4.4	23	303.5
N. C. State	11	757	3531	4.7	25	321.0
Wake Forest	11	833	3746	4.5	26	340.5
Virginia	11	763	3769	4.9	27	342.6
Georgia Tech	11	842	3987	4.7	29	362.5
Duke	11	872	4194	4.8	34	381.3

* Touchdowns scored by rushing-passing only.

RUSHING OFFENSE

Team	Games	Plays	Yards	Per Play	TDs	Per Game
North Carolina	11	633	2977	4.7	26	270.6
N. C. State	11	574	2376	4.1	20	216.0
Clemson	11	590	1993	3.4	15	181.2
Maryland	11	570	1935	3.4	16	175.6
Virginia	11	474	1396	2.9	11	126.9
Wake Forest	11	415	1125	2.7	12	102.3
Georgia Tech	11	422	1094	2.6	6	99.5
Duke	11	345	748	2.2	9	68.0

RUSHING DEFENSE

Team	Games	Plays	Yards	Per Play	TDs	Per Game
Maryland	11	464	1307	2.8	5	118.8
North Carolina	11	477	1380	2.9	10	125.5
Clemson	11	494	1652	3.3	13	150.2
N. C. State	11	476	1686	3.5	13	153.3
Wake Forest	11	508	1734	3.4	13	157.6
Virginia	11	533	2227	4.2	17	202.5
Georgia Tech	11	617	2630	4.3	18	239.1
Duke	11	640	2803	4.4	27	254.8

PASSING OFFENSE

Team	Games	Atts	Comp	Int	Pct	Yards	TDs	Per Game
Wake Forest	11	420	216	16	.514	2634	21	239.5
Duke	11	401	213	31	.531	2508	18	228.0
Clemson	11	223	109	13	.489	1682	4	152.9
Georgia Tech	11	295	139	17	.471	1565	7	142.3
Virginia	11	240	120	15	.500	1484	3	134.9
Maryland	11	204	101	9	.495	1316	6	119.6
N. C. State	11	215	111	15	.516	1270	6	115.5
North Carolina	11	167	84	10	.503	1041	11	94.6

PASSING DEFENSE

Team	Games	Atts	Comp	Int	Pct	Yards	TDs	Per Game
Georgia Tech	11	225	112	19	.498	1357	11	123.4
Duke	11	232	115	12	.496	1391	7	126.5
North Carolina	11	258	129	13	.500	1441	3	131.0
Maryland	11	271	135	19	.498	1528	9	138.9
Virginia	11	230	117	13	.509	1542	10	140.2
Clemson	11	267	148	11	.554	1686	10	153.3
N. C. State	11	281	148	15	.527	1845	12	167.7
Wake Forest	11	325	162	18	.498	2012	13	182.9

SCORING OFFENSE

Team	Games	Points	Avg
UNC	11	281	25.5
W. Forest	11	251	22.8
NCS	11	222	20.2
Clemson	11	217	19.7
Duke	11	214	19.5
Maryland	11	191	17.4
Virginia	11	144	13.1
Ga. Tech	11	113	10.3

SCORING DEFENSE

Team	Games	Points	Avg
UNC	11	123	11.2
Maryland	11	130	11.8
NCS	11	212	19.3
W. Forest	11	213	19.4
Clemson	11	222	20.2
Virginia	11	259	23.5
Ga. Tech	11	260	23.6
Duke	11	296	26.9

NET PUNTING

	No	Avg	No Ret	Yds Ret	Net Avg
North Carolina	60	43.2	20	104	41.5
N. C. State	62	40.8	29	148	38.4
Duke	65	41.3	33	272	37.1
Georgia Tech	84	40.8	42	345	36.7
Maryland	76	40.4	38	290	36.6
Clemson	58	37.7	22	175	34.7
Virginia	78	37.5	34	325	33.3
Wake Forest	76	34.2	37	274	30.6

TIGER OPPONENTS



Defensive End Bill Smith.

WOFFORD

Sept. 5 at Clemson, 1:00 p.m.

1981 SCHEDULE

Sept. 5 at Clemson
 Sept. 12 **Davidson**
 Sept. 19 at Lenoir-Rhyne
 Sept. 26 at Carson-Newman
 Oct. 3 at Presbyterian
 Oct. 10 **Western Carolina**
 Oct. 17 **Newberry**
 Oct. 24 **East Tennessee State**
 Nov. 7 **Mars Hill**
 Nov. 14 at The Citadel
 Nov. 21 at Gardner-Webb

1980 Results (7-2-2)

16 East Tennessee State	9 W
45 Fairmont State	21 W
27 Lenoir-Rhyne	23 W
28 Carson-Newman	14 W
24 Presbyterian	0 W
46 Newberry	6 W
0 James Madison	3 L
3 The Citadel	35 L
7 Mars Hill	7 T
14 Furman	14 T
49 Gardner-Webb	35 W

Location: Spartanburg, SC 29301

Conference: NAIA Independent

Head Coach: Buddy Sasser (North Carolina '58)

Years and Record at Wofford: 5 (22-16-3)

Years and Record Overall: 5 (22-16-3)

Stadium and Capacity: Snyder Field (6,000)

Team Colors: Black and Gold

Nickname: Terriers

Lettermen: Lost 15, Returning 37

Publicist: Jeff Steele

Office: (803) 565-4821



SASSER

STARTERS RETURNING (18): Offense (9): RB Lenny Best, QB Charlie Bradshaw, OG James Meadors, TE Dirk Derrick, RB Bernard Wilson, SE Mike Taylor, C Kenny Leonhardt, RB Wade Lang, OL Jimmy Fowler

Defense (9): DT Kirk Breland, LB John Kornegay, DB Tony Painter, DB Curtis Patterson, DB Phifer Nicholson, DB Tim Renfrow, MG Robin Howard, DT Floyd Pittman, DE Barry Mason.

PROMISING NEWCOMERS: RB Craig Best, TE Mickey Shealy.

1980 INDIVIDUAL STAT LEADERS

Rushing: (Att-Yds, Avg): Best (169-897, 5.3), Brady (147-592, 4.0) Sarvis (102-416, 4.1), Gaines (48-216, 4.5), Bradshaw (99-157, 1.6), Lang (33-132, 4.0), Thompson (31-101, 3.3).

Passing: (Com-Att-Yds, TD, Int): Thompson (17-38-302, 2, 3), Bradshaw (25-74-248, 0, 6), Lang (6-10-59, 2, 1).

Receiving: (Rec-Yds, Avg): Taylor (14-178, 12.7), Sarvis (9-73, 8.1), Derrick (6-165, 27.5), Ross (4-49, 12.3), Hussey (4-36, 9.0), Gaines (4-20, 5.0).

1981 OUTLOOK

At Wofford, the football prospects are as bright as they have been in over a decade. The team returns virtually intact after last season's 7-2-2 record, a season in which the Terriers jumped out to 6 straight wins before running into some late-season difficulty. Wofford finished the 1980 season strong, tying Southern Conference champion Furman, 14-14, and defeating Gardner-Webb, 49-35, in the final two games.

No area of the team lost more than one starter except for the offensive backfield, which lost one halfback (Jeff Sarvis) and the fullback (Frank Brady). However, the best running back returns in



Lenny Best

senior Lenny Best, who is already the school's 5th leading rusher of all time. The offense will operate with a new concept this year, the "wing-bone" replacing the wishbone formation of 1980. It consists of a wing-back in place of one of the wishbone halfbacks, the idea being to create a more wide-open and versatile offense.

The defense returns three honorable mention NAIA All-Americans — senior tackle Kirk Breland, junior linebacker John Kornegay and junior defensive back Tony Painter. The defensive line is a veteran group, but the linebackers are young but talented. Kornegay was moved to linebacker from defensive end during spring practice to lend experience. All the starting defensive backs return, led by Painter and Curtis Patterson, both of whom intercepted 6 passes last season.

TULANE

Sept. 12 at New Orleans, LA, 8:30 p.m. EDT

1981 SCHEDULE

Sept. 5 **Mississippi**
 Sept. 12 **Clemson**
 Sept. 19 at Southern Mississippi
 Oct. 3 at Rice
 Oct. 10 **Vanderbilt**
 Oct. 17 at Air Force
 Oct. 24 **Georgia Tech**
 Oct. 31 at Cincinnati
 Nov. 7 **Maryland**
 Nov. 14 at Memphis State
 Nov. 28 **L.S.U.**

1980 Results (7-5)

14 Southern Mississippi	17	L
14 Stanford	19	L
35 Rice	14	W
26 Mississippi	24	W
21 S.M.U.	31	L
43 Vanderbilt	21	W
28 Air Force	7	W
31 Georgia Tech	14	W
24 Kentucky	22	W
21 Memphis State	16	W
7 L.S.U.	24	L
15 Arkansas	34	L

(Hall of Fame Bowl)

Location: New Orleans, LA 70118

Conference: Independent

Head Coach: Vince Gibson (Florida State '55)

Years and Record at Tulane: 1 (7-5-0)

Years and Record Overall: 13 (66-85-1)

Stadium and Capacity: Superdome (75,000)

Team Colors: Olive Green and Sky Blue

Nickname: Green Wave

Lettermen: Lost 21, Returning 25

Publicist: M. L. LaGarde

Office: (504) 865-4391

Home: (504) 885-7967

Assistant: Ora Cosse



GIBSON

STARTERS RETURNING (8): Offense (4): TE Rodney Holman, WR Robert Griffin, RB Marvin Lewis, RB Reggie Reginelli. **Defense (4):** DB Tyrone Smith, DB Lionel Washington, LB Sly McGrew, DT Bill Lichtenstein.

1980 INDIVIDUAL STAT LEADERS

Passing: (Com-Att-Yds, TD, Int): Hall (159-322-2039, 21, 17), Cantanese (0-135-259, 1.9), Reginelli (62-241, 3.9), Jones (44-226, 5.1), Robinson (33-133, 4.0).

Passing: (Com-Att-Yds, TD, Int): Hall 159-322-2039, 21, 17), Cantanese (0-2-0, 0, 0), Harris (0-1-0, 0, 0), Franz (0-1-0, 0, 7).

Receiving: (Rec-Yds, Avg): Griffin (45-801, 17.8), Holman (42-481, 11.5), Franz (13-181, 13.9), Anderson (12-253, 21.1), Reginelli (11-66, 6.0), Lewis (10-50, 5.0), Butts (9-126-14.0).

1981 OUTLOOK



Rodney Holman

After guiding Tulane to a 7-4 regular season record and a Hall of Fame Bowl berth, Head Coach Vince Gibson finds himself faced with the task of replacing 14 starters off last season's team. The Green Wave lost virtually its entire offensive and defensive lines, however, they return several talented players who will provide a solid building point.

On offense, Tulane returns two receivers and both runningbacks this season. Robert Griffin was the leading receiver last season with 801 yards and Rodney Holman, an All-America candidate at tight end who has caught 108 passes for 1199 yards in his career, each will give ample targets to the Green Wave quarterback. Marvin Lewis and Reggie

Reginelli who accounted for 665 yards between them give a solid running combination for 1981. Lewis was Tulane's leading rusher in 1980.

The problems facing the Green Wave on offense begin first in finding a replacement for quarterback Nickie Hall who threw for 2039 yards in 1980. Senior Paul Catanese was first in line for the position at the end of the spring. Also, Tulane lost every member of the offensive line except for the tight end, Holman.

On defense, there are four returning starters. The defensive secondary returns two of these starters as Tyrone Smith and Lionel Washington will be providing the leadership. All-star candidate Sly McGrew is the only returning linebacker for the Green Wave and Bill Lichtenstein will be anchoring the defensive line.

GEORGIA

Sept. 19 at Clemson, 1:00 p.m.

1981 SCHEDULE

Sept. 5 **Tennessee**
 Sept. 12 **California**
 Sept. 19 at Clemson
 Sept. 26 **South Carolina**
 Oct. 10 at Mississippi
 Oct. 17 at Vanderbilt
 Oct. 24 **Kentucky**
 Oct. 31 **Temple**
 Nov. 7 Florida (Jax)
 Nov. 14 **Auburn**
 Nov. 28 at Georgia Tech

1980 Results (12-0)

16 Tennessee	15 W
42 Texas A&M	0 W
20 Clemson	16 W
34 Texas Christian	3 W
28 Mississippi	21 W
41 Vanderbilt	0 W
27 Kentucky	0 W
13 South Carolina	10 W
26 Florida	21 W
31 Auburn	21 W
38 Georgia Tech	20 W
17 Notre Dame	10 W

(Sugar Bowl)

Location: Athens, GA 30613

Conference: Southeastern

Head Coach: Vince Dooley (Auburn '54)

Years and Record at Georgia: 17 (130-56-6)

Years and Record Overall: 17 (130-56-6)

Stadium & Capacity: Sanford (77,000)

Team Colors: Red and Black

Nickname: Bulldogs

Lettermen: Lost 23, Returning 41

Publicist: Claude Felton

Office: (404) 542-1621

Home: (404) 769-8288

Assistants: Greg McGarity, David McGrew



DOOLEY

STARTERS RETURNING (10): Offense (5): OG Jimmy Blakewood, C Joe Happe, WR Lindsay Scott, QB Buck Belue, RB Herschel Walker. **Defense (5):** DT Jimmy Payne, DG Eddie Weaver, DG Joe Creamons, LB Nate Taylor, CB Dale Williams.

PROMISING NEWCOMERS: CB Ronnie Harris, CB Denis Waitley.

1980 INDIVIDUAL STAT LEADERS

Rushing: (Att-Yds, Avg): Walker (274-1616, 5.9), Norris (56-353, 6.3), Womack (49-209, 4.3), Young (29-118, 4.1), Stewart (25-112, 4.5), Belue (95-63, 0.7).

Passing: (Com-Att-Yds, TD, Int): Belue (77-156-1314, 11, 9), Paulk (9-15-138, 1, 1), Jones (0-1-0 0, 0).

Receiving: (Rec-Yds, Avg): Arnold (20-357, 17.9), Scott (19-374, 19.7), Brown (12-253, 21.1), Jones (9-158, 17.6), Walker (7-70, 10.0).

1981 OUTLOOK

Despite the loss of 13 starters off the 1980 national championship team, Georgia returns some extremely talented players for the 1981 campaign. Freshman sensation Herschel Walker who was a consensus All-America last year and All-SEC performers Buck Belue, Eddie Weaver, and Jimmy Payne provide a sound nucleus and give Georgia fans reasons to be optimistic about the upcoming season.

Any mention of Georgia football must begin with Herschel Walker. The rising sophomore set the NCAA record for rushing with 1,616 yards and was on every All-America list. Walker was the MVP of



Buck Belue

the 1981 Sugar Bowl and was third on the Heisman Trophy balloting. He is without doubt the most exciting runner in the country and means instant offense for the Dogs. Buck Belue returns for his final season as the Georgia quarterback. He passed for 1,314 yards last season and is a more than reliable signal caller. Belue's favorite target this season when he isn't giving the ball to Walker will be Lindsey Scott. The fleet senior flanker has caught 1,370 yards worth of passes in his career.

The defense was also severely hit through graduation. However, the interior line looks strong with the return of All-SEC performers Eddie Weaver and Jimmy Payne. The linebackers, Nate Taylor, Will Forts and Tommy Thurson, should make that position very strong.

KENTUCKY

Oct. 3 at Lexington, KY, 1:30 p.m.

1981 SCHEDULE

Sept. 5 **North Texas State**
 Sept. 19 **Alabama**
 Sept. 26 at Kansas
 Oct. 3 **Clemson**
 Oct. 10 **South Carolina**
 Oct. 17 at L.S.U.
 Oct. 24 at Georgia
 Oct. 31 **Virginia Tech**
 Nov. 7 at Vanderbilt
 Nov. 14 at Florida
 Nov. 21 **Tennessee**

1980 Results (3-8)

17 Utah State	10 W
7 Oklahoma	29 L
30 Indiana	36 L
21 Bowling Green	20 W
0 Alabama	45 L
10 L.S.U.	17 L
0 Georgia	27 L
22 Tulane	24 L
31 Vanderbilt	10 W
15 Florida	17 L
14 Tennessee	45 L

Location: Lexington, KY 40506

Conference: Southeastern

Head Coach: Fran Curci (Miami '60)

Years and Record at Kentucky: 8 (44-43-2)

Years and Record Overall: 13 (78-62-2)

Stadium and Capacity: Commonwealth (58,000)

Team Colors: Blue and White

Nickname: Wildcats

Lettermen: Lost 12 Returning 40

Publicist: Russell Rice

Office: (606) 257-3838

Home: (606) 277-5639

Assistants: Randy Stacy and Rena Koler



CURCI

STARTERS RETURNING (13): Offense (8): TE Jim Campbell, OT Dave Bond, OG Robert Cobb, OT Gerald Smith, SE Allan Watson, WR Greg Wimberly, QB Randy Jenkins, RB Henry Parks.

Defense (5): NG Effley Brooks, DE Dave Lyons, LB Scott Schroeder, SS Greg Long, FS Andy Molls.

PROMISING NEWCOMERS: OT Doug Williams, RB Lawrence Lee, NG John McVeigh, RB John Gay.

1980 INDIVIDUAL STAT LEADERS

Rushing: (Att-Yds, Avg): Brooks (166-578, 3.5), Henry (73-313, 4.3), Jackson (71-238, 3.4), Abraham (33-137, 4.2), Jones (33-122, 3.7), Francis (28-114, 4.1), Parks (28-107, 3.8).

Passing: (Com-Att-Yds, TD, Int): McCrimmon (69-137-1060, 3, 10), Jenkins (61-127-732, 6, 15), Henry (3-20-19, 1, 0).

Receiving: (Rec-Yds, Avg): Campbell (33-394, 11.9), Watson (30-536, 17.9), Wimberly (18-405, 22.5), Brooks (17-180, 10.6), Parks (7-56, 9.0), Henry (6-75, 12.5), Jackson (6-49, 8.2).

1981 OUTLOOK

With the return of thirteen starters and 40 lettermen, the 1981 season looks promising for the Kentucky Wildcat football team. Head Coach Fran Curci has several important holes to fill before the season begins, however, with an added year's experience from last season and the addition of some outstanding recruits, Kentucky should be a very competitive football team.

The Wildcats who face one of the toughest schedules in the country will rely heavily on an offense that returns eight starters. Henry Parks is a returning starter at runningback. Randy Jenkins returns at the quarterback position as well as being



Greg Long

the punter. He threw for 782 yards and six touchdowns last season. Allan Watson was the leading receiver for UK at split end last year with 536 yards. Jim Campbell, the tight end, had the most catches on the team last season with 33 for 394 yards. Wide receiver Greg Wimberly was the second leading receiver on the team with 405 yards despite appearing in only five games.

On defense, Curci's squad returns five starters. Dave Lyons and Don Fielder return at the defensive end slots. Lyons is a very strong player and Fielder returns to the starting lineup after missing the 1980 season with an injury. Effley Brooks will anchor the defensive line at nose guard.

VIRGINIA

Oct. 10 at Clemson, 1:00 p.m.

1981 SCHEDULE

Sept. 12 **West Virginia**
 Sept. 18 at Rutgers
 Sept. 26 **Duke**
 Oct. 3 at N. C. State
 Oct. 10 at Clemson
 Oct. 17 at South Carolina
 Oct. 24 **Wake Forest**
 Oct. 31 **VMI**
 Nov. 14 **North Carolina**
 Nov. 21 at Maryland
 Nov. 28 **Virginia Tech**

1980 Results (4-7)

6 Navy	3 W
13 N. C. State	27 L
20 Duke	17 W
21 West Virginia	45 L
24 Clemson	27 L
0 Virginia Tech	30 L
24 Wake Forest	21 W
16 Tennessee	13 W
17 Rutgers	19 L
3 North Carolina	26 L
0 Maryland	31 L

Location: Charlottesville, VA 22903

Conference: Atlantic Coast

Head Coach: Dick Bestwick (North Carolina '52)

Years and Record at Virginia: 6 (15-39-1)

Years and Record Overall: 6 (15-39-1)

Stadium & Capacity: Scott Stadium (42,000)

Team Colors: Orange and Blue

Nickname: Cavaliers or Wahoos

Lettermen: Lost 23, Returning 39

Publicist: Doug Elgin

Office: (804) 924-3011 or 3205

Home: (804) 973-6969

Assistants: Doyle Smith and Tom Baker



BESTWICK

STARTERS RETURNING (13): Offense (6): SE Henry Johnson, TE Kevin Riccio, FB Mark Sanford, QB Todd Kirtley, OT Dave Sullivan, PK Wayne Morrison. **Defense (7):** LB Stuart Anderson, LB Bryan Holoman, LB Keith Lee, DT Ron Booker, FS Pat Chester, SS Sean McCall, DL Mike Budd.

PROMISING NEWCOMERS: SE Nick Merrick, RB Cecil France, RB Darren Goode, LB Daryl Hillman, OG Fred Miles, DE Paul Szmanski, P Jeff Walker.

1980 INDIVIDUAL STAT LEADERS

Rushing: (Att-Yds, Avg): Vigorito (201-742, 3.7); Walker (78-343, 4.4); Hall (33-150, 4.5); Sanford (45-142, 3.2); Jenkins (13-44, 3.4); Callinder (16-62, 3.9).

Passing: (Com-Att-Yds, TD, Int): Kirtley (94-183-1156, 3, 11); Delaney (24-51-315, 0, 2); Whitehead (2-5, 13, 0, 0); Vigorito (0-1-0, 0, 0).

Receiving: (Rec-Yds, Avg): Vigorito (29-239, 8.2); Egan (23-447, 19.4); Sanford (14-169, 12.1); Riccio (14-153, 10.9); Johnson (12-212, 17.7).

1981 OUTLOOK

Dick Bestwick is, and has always been, a man of unfailing optimism, and the sixth-year head coach feels Virginia can be an improved football team in 1981.

The offense returns five starters including fourth-yearman Todd Kirtley at quarterback. Kirtley returns for his final grid campaign as the number-two passer in Virginia history. Joining Kirtley on offense are three other starters in the skill position, including fullback Mark Sanford, tight end Kevin Riccio, and split end Henry Johnson. Riccio, an All-ACC performer leads the talented list of receivers for Kirtley to throw to. Greg Taylor, an electrifying receiver



Stuart Anderson

who sat out last year as a red-shirt due to a leg injury, enters his final season at Virginia as the starting flanker.

Defensively, Bestwick has stockpiled some great athletes, although he and his staff will not be blessed with too much quality depth. Multiple defensive looks on defense will be spearheaded by Stuart Anderson, a 6-3, 245-pound senior who is a bona fide All-America candidate. Anderson was switched to linebacker from defensive line in the spring and the move was a big success. Jim Hyson, also a senior, will anchor the defensive line. All in all, Virginia will return seven starters to the defense including three players in the defensive secondary. Pat Chester, senior headlines this group. He also led the ACC in punt returns the past two seasons.

DUKE

Oct. 17 at Durham, NC 1:30 p.m.

1981 SCHEDULE

Sept. 12 at Ohio State
 Sept. 19 at South Carolina
 Sept. 26 at Virginia
 Oct. 3 **East Carolina**
 Oct. 10 **Virginia Tech**
 Oct. 17 **Clemson**
 Oct. 24 at Maryland
 Oct. 31 at Georgia Tech
 Nov. 7 at Wake Forest
 Nov. 14 **N. C. State**
 Nov. 21 **North Carolina**

1980 Results (2-9)

10 East Carolina	35	L
28 Auburn	35	L
17 Virginia	20	L
21 Indiana	31	L
7 South Carolina	20	L
34 Clemson	17 W	
14 Maryland	17	L
17 Georgia Tech	12	W
24 Wake Forest	27	L
21 N. C. State	38	L
12 North Carolina	44	L

Location: Durham, NC 27706

Conference: Atlantic Coast

Head Coach: Red Wilson (Davidson '50)

Years and Record at Duke: 2 (4-17-1)

Years and Record Overall: 12 (76-51-3)

Stadium & Capacity: Wallace Wade (38,525)

Team Colors: Royal Blue and White

Nickname: Blue Devils

Lettermen: Lost 20, Returning 50

Publicist: Tom Mickle

Office: (919) 684-2633

Home: (919) 489-5275

Assistant: Johnny Moore



WILSON

STARTERS RETURNING (18): Offense (10): OG Brian Baldinger, OG Greg Bamberger, QB Ben Bennett, FB Greg Boone, TB Bobby Brower, OT Tim Bumgarner, WR Chris Castor, FL Ron Fredrick, C Tee Moorman, OT Robert Oxendine. **Defense (8):** DE Greg Blackwell, DE Charles Bowser, DB Keith Crenshaw, DT F. A. Martin, DB Dennis Tabron, LB Emmett Tilley, LB Jimm Tyson, NG Dan Yellott.

PROMISING NEWCOMERS: DT Justin Beckett, RB Julius Grantham, RB Mike Atkinson, DT Stephen Leshe, FB Scott Sime, P John Tolish.

1980 INDIVIDUAL STAT LEADERS

Rushing: (Att-Yds, Avg): Boone (94-340, 3.6), Grayson (78-219, 2.8), Brower (51-212, 4.2), Blunk (37-141, 3.8).

Passing: (Com-Att-Yds, TD, Int): Bennett (174-330-2050, 11, 25), Clinkscale (29-51-316, 2, 2), Schoettmer (3-8-28, 0, 3), Fredrick (4-4-28, 3, 0).

Receiving: (Rec-Yds, Avg): Brown (34-451, 13.3), Brinkman (32-337, 10.5), Frederick (27-413, 15.3), Jones (25-369, 14.8), Castor (19-312, 16.4), Brower (17-134, 7.9), Tillery (16-156, 9.8), Grayson (14-109, 7.7).

1981 OUTLOOK

They're not yet calling 1981 the season of the Blue Devils in Durham, but optimism runs high in the Duke football camp despite a 2-9 mark in 1980. The reason for that optimism is the return of 18 starters off of last year's squad, including conference rookie of the year — quarterback Ben Bennett.

Bennett raised more than a few eyebrows in 1980 when he stepped in as a freshman and completed 52.7 percent of his passes for 2050 yards and 11 touchdowns. Those figures and a 38-completion day against Wake Forest etched him in the conference and Duke record books for a long time to come.

Returning with Bennett is a group of wide receivers that can match any in the country. Ron Fredrick, Cedric Jones, and Chris Castor for 1094 yards in receiving between them and 12 TDS. The top three rushers, Greg Boone, Mike Grayson, and Bobby Brower all return and will be challenged by an impressive group of freshmen ball carriers.

Defensively, the team is led by senior All-America candidate Dennis Tabron. Tabron intercepted five passes from his defensive back position and also returns punts and kickoffs. Tabron earned national defensive player of the week once and All-ACC honors at the end of the season.



Dennis Tabron

N. C. STATE

Oct. 24 at Clemson, 1:00 p.m.

1981 SCHEDULE

Sept. 5 **Richmond**
 Sept. 12 at Wake Forest
 Sept. 19 **East Carolina**
 Sept. 26 **Maryland**
 Oct. 3 **Virginia**
 Oct. 17 **North Carolina**
 Oct. 24 at Clemson
 Oct. 31 at South Carolina
 Nov. 7 **Penn State**
 Nov. 14 at Duke
 Nov. 21 **Miami (FL)**

1980 Results (6-5)

42 William & Mary	0 W
27 Virginia	13 W
7 Wake Forest	27 L
10 South Carolina	30 L
17 Appalachian State	14 W
8 North Carolina	28 L
24 Clemson	20 W
0 Maryland	24 L
13 Penn State	21 L
38 Duke	21 W
36 East Carolina	14 W

Location: Raleigh, NC 27650

Conference: Atlantic Coast

Head Coach: Monte Kiffin (Nebraska '64)

Years and Record at N. C. State: 1 (6-5)

Years and Record Overall: 1 (6-5)

Stadium & Capacity: Carter-Finley (45,600)

Team Colors: Red and White

Nickname: Wolfpack

Lettermen: Lost 19, Returning 43

Publicist: Ed Seaman

Office: (919) 737-2102

Home: (919) 829-9186

Assistants: Mike Finn, Sarah Sue Ingram



KIFFIN

STARTERS RETURNING (14): Offense (5): SE Mike Quick, OT Todd Eckerson, OT Chris Koehne, OG Earnest Butler, QB Tol Avery. **Defense (9):** DE Ricky Etheridge, DE David Shelton, DT Dennis Owens, MG Al Dellaporta, LB Robert Abraham, DB Dee Dee Hoggard, DB Hillery Honeycutt, DB Louie Meadows, DB Perry Williams.

PROMISING NEWCOMERS: TE Kevin Baker, DT Bill Cahill, TE A. V. Richards, TB Joe McIntosh, WR Phil Brothers, RB Vince Evans.

1980 INDIVIDUAL STAT LEADERS

Rushing: (Att-Yds, Avg): McLean (147-706, 4.8) Jackson (103-488, 4.7), Avery (142-456, 3.2), Marks (74-279, 3.8), Brown (40-250, 6.2), Carmack (27-99, 3.7).

Passing: (Com-Att-Yds, TD, Int): Avery (98-184-1114, 6, 13), Laraway (12-29-134, 0, 2), Warren (1-1-22, 0, 0).

Receiving: (Rec-Yds, Avg): Quick (43-632, 14.7), Jackson (11-133, 12.1), Dawson (11-116, 10.5), McLean (10-110, 11.0), Phelps (7-82, 11.7).

1981 OUTLOOK

As Head Coach Monte Kiffin prepares for his second edition of Wolfpack football, the colorful mentor welcomes back a solid defense and a questionable offense in 1981. Nine starters return on defense including two All-America candidates. The offense returns five starters with Mike Quick and quarterback Tol Avery heading the list.

The Pack's linebacker corp and defensive secondary appear to be the team's strengths heading into the season. All-America candidate Robert Abraham provides strong play at linebacker and was the leading tackler on last year's 6-5 squad which finished third in the ACC. Three other candidates will vie for



Robert Abraham

the remaining spots at linebacker. The defensive secondary is led by Perry Williams, an all-star at cornerback. Three other starters, Dee Dee Hoggard, Louie Meadows, and Hillery Honeycutt return along with Donnie LeGrande and Eric Williams who red-shirted last season with injuries.

The offense, although short on returning starters, could be formidable if Kiffin and his staff can solve some key problems. Quarterback Tol Avery returns as a dependable and sometimes brilliant player. He too has benefited from the experience of last season. The biggest weapon in the Wolfpack arsenal this season is senior wide receiver Mike Quick. Quick is an exceptionally fast receiver with excellent hands. He also possesses the ability to go high in the air to catch a pass.

WAKE FOREST

Oct. 31 at Clemson, 1:00 p.m.

1981 SCHEDULE

Sept. 5 **South Carolina**
 Sept. 12 **N. C. State**
 Sept. 19 at Auburn
 Sept. 26 at Virginia Tech
 Oct. 3 **Appalachian State**
 Oct. 10 at North Carolina
 Oct. 17 **Maryland**
 Oct. 24 at Virginia
 Oct. 31 at Clemson
 Nov. 7 **Duke**
 Nov. 14 at Richmond

1980 Results (5-6)

7 Virginia Tech	16	L
24 The Citadel	7	W
27 N. C. State	7	W
27 William & Mary	7	W
9 North Carolina	27	L
10 Maryland	11	L
21 Virginia	24	L
33 Clemson	35	L
27 Duke	24	W
38 South Carolina	39	L
28 Appalachian State	16	W

Location: Winston-Salem, NC 27109

Conference: Atlantic Coast

Head Coach: Al Groh (Virginia '67)

Year and Record at Wake Forest: First Season

Year and Record Overall: First Season

Stadium and Capacity: Groves Stadium (31,500)

Team Colors: Old Gold and Black

Nickname: Demon Deacons

Lettermen: Lost 16, Returning 32

Publicist: Phil Warshauer

Office: (919) 761-5640

Home: (919) 768-1291

Assistant: Barbara Dery



GROH

STARTERS RETURNING: (9): Offense (4): WR Kenny Duckett, RB Wayne McMillan, OL Richard Baldinger, TE Phil Denfeld. **Defense: (5):** DB Andy Seay, DB Eddie Green, LB Joel Triplett, DT Alex Brown, DE Eddie Yarnell.

PROMISING NEWCOMERS: DT Sam Wilson, OL Michael Nessel, LB Mike Pratapas, WR Curtis Strawder.

1980 INDIVIDUAL STAT LEADERS

Rushing: (Att-Yds-Avg): McMillan (152-694, 4.6), Threatt (65-240, 3.7), Cunningham (64-236, 3.7), Dougherty (32-109, 3.4).

Passing: (Com-Att-Yds, TD, Int): Venuto (214-413-2624, 21, 15), Webber (2-7-10, 0, 1).

Receiving: (Rec-Yds, Avg): Duckett (50-656, 13.1), Baumgardner (41-764, 18.6), Ruffner (24-198, 8.3), Cunningham (19-179, 9.4), Dougherty (16-133, 8.3), McMillan (13-106, 8.1), Threatt (11-86, 7.8), Mullen (10-87, 8.7), Ryan (10-131, 13.1).

1981 OUTLOOK

With a new head coach and a difficult schedule, the young Wake Forest football team approaches the 1981 season with great enthusiasm. In his first year as the Deacon head coach, Al Groh will be working with as large an influence of underclassmen as he has ever been associated.

Last season the Deacons lost 4 games by a combined seven points finishing the season with a 5-6 record. This year there are the problems of replacing both the talent and the leadership of All-ACC performers Jay Venuto, Bill Ard, and Carlos Bradley.

Offensively the Deacons will once again be pass oriented with an outstanding receiving corp led by

All-America candidate Kenny Duckett. The starting quarterback battle is between Gary Schofield (So) and David Webber (Sr), who both have the talent and intelligence to be excellent players.

The Wake Forest defense will be led by seniors Eddie Yarnell and Joel Triplett. Yarnell, a medical redshirt last season, and tackle Alex Brown will anchor the defensive line along with eight several talented sophomores. The linebacking crop is young with Triplett, Simon, and Steve Litaker. The secondary, a weakness a year ago, has been strengthened with the move of Eddie Green to cornerback and the addition of Henderson Threatt and Malcolm Hairston.



Kenny Duckett

NORTH CAROLINA

Nov. 7 at Chapel Hill, NC, 1:00 p.m.

1981 SCHEDULE

Sept. 12 **East Carolina**
 Sept. 19 **Miami of Ohio**
 Sept. 26 **Boston College**
 Oct. 3 at Georgia Tech
 Oct. 10 **Wake Forest**
 Oct. 17 at N. C. State
 Oct. 24 **South Carolina**
 Oct. 31 at Maryland
 Nov. 7 **Clemson**
 Nov. 14 at Virginia
 Nov. 21 at Duke

1980 Results (11-1)

35 Furman	3 W
9 Texas Tech	3 W
17 Maryland	3 W
33 Georgia Tech	0 W
27 Wake Forest	9 W
28 N. C. State	8 W
31 East Carolina	3 W
7 Oklahoma	41 L
24 Clemson	19 W
26 Virginia	3 W
44 Duke	21 W
16 Texas	7 W

(Bluebonnet Bowl)

Location: Chapel Hill, NC 27514

Conference: Atlantic Coast

Head Coach: Dick Crum (Mt. Union '57)

Years and Record at North Carolina: 3 (24-10-1)

Years and Record Overall: 7 (58-20-2)

Stadium & Capacity: Kenan (49,500)

Team Colors: Carolina Blue and White

Nickname: Tar Heels

Lettermen: Lost 24, Returning 28

Publicist: Rick Brewer

Office: (919) 933-2123

Home: (919) 929-2721

Assistant: Dave Lohse



CRUM

STARTERS RETURNING (12): Offense (7): OT David Drechsler, OT Mike Marr, OG Ron Spruill, TE Shelton Robinson, SE Jon Richardson, FL Victor Harrison, QB Rod Elkins. **Defense (5):** LB Calvin Daniels, LB Darrell Nicholson, LB Lee Shaffer, SS Bill Jackson, CB Greg Poole.

PROMISING NEWCOMERS: NG William Fuller, NG Steve Fortson, C Brian Johnston, DB Darryl Lucas, OT Brian Blados.

1980 INDIVIDUAL STAT LEADERS

Rushing: (Att-Yds, Avg): Lawrence (229-1118, 4.9), Bryant (177-1039, 5.9), Johnson (103-433, 4.2), Sturdivant (30-136, 4.5), Anthony (16-57, 3.6).

Passing: (Com-Att-Yds, TD, Int): Elkins (81-160-1002, 11, 9), Stankavage (2-5-23, 0, 1), Bryant (1-2-16-0, 0).

Receiving: (Rec-Yds, Avg): Chatham (20-239, 12.0), Harrison (16-210, 13.1).

1981 OUTLOOK

If North Carolina can rebuild its defensive front and get strong performances from a promising offense, the Tar Heels should again be a contender for the Atlantic Coast Conference football championship. The Tar Heels return 12 starters off last year's team that went 11-1 and captured the ACC championship.

Offensively, seven starters plus Kelvin Bryant return off the squad that led the ACC in total offense, rushing offense, and scoring last year. Bryant, a junior speedster, is a bona fide All-America candidate and despite being listed as Amos Lawrence's backup last season, rushed for 1,039 yards last year.

Quarterback Rod Elkins who threw for 1002 yards and 11 TDs last year also returns to run the UNC offense. The other spot in the backfield, full-back, needs to be filled. Despite the loss of two outstanding offensive linemen, the front wall has strong possibilities. Starters David Drechsler, Ron Spruill, and Mike Marr all return to give the North Carolina coaches an excellent nucleus to build on.

The strength of the North Carolina defense will be at linebacker on a squad that returns five starters from one of the nation's top defenses in 1980. Darrell Nicholson and Lee Shaffer are the returning starters who make the linebacking position one of the strongest in the ACC. Nicholson was All-ACC last season and the leading tackler on the UNC team. Shaffer was the second leading tackler.



Darrell Nicholson

MARYLAND

Nov. 14 at Clemson, 1:00 p.m.

1981 SCHEDULE

Sept. 12 at Vanderbilt
 Sept. 19 **West Virginia**
 Sept. 26 at N. C. State
 Oct. 3 **Syracuse**
 Oct. 10 at Florida
 Oct. 17 at Wake Forest
 Oct. 24 **Duke**
 Oct. 31 **North Carolina**
 Nov. 7 at Tulane
 Nov. 14 at Clemson
 Nov. 21 **Virginia**

1980 Results (8-4)

7 Villanova	3 W
31 Vanderbilt	6 W
14 West Virginia	11 W
3 North Carolina	17 L
9 Pittsburgh	38 L
10 Penn State	24 L
11 Wake Forest	10 W
17 Duke	14 W
24 N. C. State	0 W
34 Clemson	7 W
31 Virginia	0 W
20 Florida	35 L

(Tangerine Bowl)

Location: College Park, MD 20740

Conference: Atlantic Coast

Head Coach: Jerry Claiborne (Kentucky '49)

Years & Record at Maryland: 9 (73-31-2)

Years & Record Overall: 19 (134-71-4)

Stadium and Capacity: Byrd Stadium (45,000)

Team Colors: Red and White

Nickname: Terrapins

Lettermen: Lost 23, Returning 32

Publicist: Jack Zane

Office: (301) 454-2123

Home: (301) 322-3265

Assistant: Patti Flynn



CLAIBORNE

STARTERS RETURNING (9): Offense (4): OT Bob Gioia, OG David Pacella, OG Brian Riendeau, TB Charlie Wysocki. **Defense (5):** DE Joe Aulisi, DG Greg Vanderhout, DE Mark Wilson, LB Joe Wilkins, LB Mike Muller.

PROMISING NEWCOMERS: DB Tim Quander, OG Leonard Lynch

1980 INDIVIDUAL STAT LEADERS

Rushing: (Att-Yds, Avg): Wysocki (334-1359, 4.1) Wingfield (56-210, 3.8); Fasano (33-96, 2.9); Whittie (21-82, 3.9); Tice (67-110, 1.0).

Passing: (Com-Att-Yds, TD, Int): Tice (71-140-928, 5, 6); Dewitz (13-23-200, 1, 0); Milkovich (16-40-172, 0, 3).

Receiving: (Rec-Yds, Avg): Havener (29-436, 15.0); Sievers (19-221, 11.6); Lewis (10-174, 17.4); Carinci (8-105, 13.1); Fasano (8-38, 4.8).

1981 OUTLOOK



Charlie Wysocki

Maryland will have more newcomers in the lineup than Jerry Claiborne has been accustomed to in his 10 years as coach of the Terrapins. There are only 10 years as coach of the Terrapins. There are only 12 seniors on the roster and a total of 32 lettermen including three who lettered in 1979.

The ground game will be as strong as ever with Charlie Wysocki needing only 370 yards to become Maryland's all-time ground gainer. There are three starters back in the line and six lettermen at guard and tackle. John Tice is an outstanding tight end, excellent blocker and fine pass receiver.

The passing game should be improved with the work accomplished in the spring. All four quarterback candidates are fine passers and there are capable receivers.

Defensively there are only five starters back, led by Linebacker Joe Wilkins and guard Greg Vanderhout both all-ACC candidates. Mark Duda, another all-league candidate, Mike Corvino and Gurnest Brown give the Terps a solid front line. There are six lettermen linebackers with Mike Muller and Darnell Dailey both experienced starters.

Three experienced defensive ends are back but the defensive secondary lost all five lettermen from 1980. Wayne Wingfield has moved to defense after serving two years as the backup tailback to Wysocki.

Coach Jerry Claiborne says "We are optimistic about the 1981 football season although we realize there is a lot of work to be done before our opener at Vanderbilt. We had a good spring practice although several positions are still unsettled."

SOUTH CAROLINA

Nov. 21 at Columbia, 1:30 p.m.

1981 SCHEDULE

Sept. 5 at Wake Forest
 Sept. 12 **Mississippi**
 Sept. 19 **Duke**
 Sept. 26 at Georgia
 Oct. 3 **Pittsburgh**
 Oct. 10 at Kentucky
 Oct. 17 **Virginia**
 Oct. 24 at North Carolina
 Oct. 31 **N. C. State**
 Nov. 7 **Pacific**
 Nov. 21 **Clemson**
 Dec. 5 at Hawaii

1980 Results (8-4)

37 Pacific	0 W
73 Wichita State	0 W
13 Southern California	23 L
17 Michigan	14 W
30 N. C. State	10 W
20 Duke	7 W
49 Cincinnati	7 W
10 Georgia	13 L
45 The Citadel	24 W
39 Wake Forest	38 W
6 Clemson	27 L
9 Pittsburgh	37 L

(Gator Bowl)

Location: Columbia, SC 29208

Conference: Independent

Head Coach: Jim Carlen (Georgia Tech '55)

Years and Record at South Carolina: 6 (39-30-1)

Years and Record Overall: 15 (101-63-6)

Stadium & Capacity: Williams-Brice (54,406)

Team Colors: Garnet and Black

Nickname: Fighting Gamecocks

Lettermen: Lost 19, Returning 36

Publicist: Mike Nemeth

Office: (803) 777-5257

Home: (803) 782-5368

Assistant: Rob Matwick



CARLEN

STARTERS RETURNING (12): Offense (5): WR Horace Smith, OT Chuck Slaughter, OG Joe Doyle, C Mark Austin, RB Johnnie Wright. **Defense (7):** DE Hal Henderson, DE Phil Ellis, DT Andrew Province, MG Emanuel Weaver, DB Harry Skipper, DB Pat Bowen, DB Robert Perlotte.

PROMISING NEWCOMERS: LB Anthony Bailey.

1980 INDIVIDUAL STAT LEADERS

Rushing: (Att-Yds, Avg): Rogers (324-1894, 5.8), Wright (90-481, 5.3), West (33-341, 10.3), Reeves (76-336, 4.4), Blasingame (19-120, 6.3).

Passing: (Com-Att-Yds, TD, Int): Harper (90-177-1266, 5, 11), Beckham (12-27-154, 3, 1), Bishop (2-2-24, 0, 0).

Receiving: (Rec-Yds, Avg): Scott (34-469, 13.8), Smith (26-455, 17.5), Gillespie (17-249, 14.6), Chivers (7-110, 15.7), Rogers (7-23, 3.3).

1981 OUTLOOK

After two straight eight-win seasons and post-season bowl appearances, South Carolina finds itself having to replace many of the players who have been the mainstays of those last two squads. Heisman Trophy winner George Rogers, who led the Gamecocks in rushing and total offense last year, is the biggest loss.

The defense returns seven very capable starters off last year's Gator Bowl squad. Defensive tackle Andrew Province leads the list of returners. Middle Guard Emanuel Weaver is the leading tackler returning from last year's team when he was third. At defensive ends, the Gamecocks will be very experienced.

Both Hal Henderson and Phil Ellis will be starting for Jim Carlen this season as in 1980. The defensive secondary returns three starters in Robert Perlotte, Harry Skipper, and Pat Bowen.

The offense, on the other hand, returns only five starters from last year's high-powered attack. The Gamecocks will have to find a balanced running attack to replace George Rogers, a quarterback, a tight end, a wide receiver, and two new offensive linemen before the opening game with Wake Forest. Johnnie Wright returns at one of the starting running-back positions. Last season, Wright was at fullback and gained 481 yards. However, he gained 903 yards during his sophomore season in a split backfield. Another back has to be found among a group of prospects.



Andrew Province

SERIES SCORES WITH 1981 OPPONENTS

When Clemson Played Wofford

Year	Clemson Was	Wofford Was	Site	Outcome
1896	1-1-0	3-1-0	A	Clemson, 16-0
1900	1-0-0	Unknown	H	Clemson, 21-0
1917	3-1-0	3-1-0	A	Clemson, 27-16
1920	2-0-1	0-1-0	H	Clemson, 13-7
1925	0-4-0	1-4-1	A	Wofford, 13-0
1926	2-3-0	0-5-0	A	Wofford, 3-0
1927	3-1-1	0-3-2	H	Clemson, 6-0
1929	4-0-0	1-0-0	A	Clemson, 30-0
1930	1-0-0	1-0-0	H	Clemson, 32-0
1933	2-3-2	1-4-0	A	Wofford, 14-13
1940	1-0-0	0-0-1	H	Clemson, 26-0

(Overall Series: Clemson 8 Wins, Wofford 3 Wins)

When Clemson Played Tulane

Year	Clemson Was	Tulane Was	Site	Outcome
1937	1-0-0	1st Game	A	Tulane, 7-0
1938	1-0-0	1st Game	A	Clemson, 13-10
1939	1-0-0	1st Game	A	Tulane, 7-6
1940	5-0-0	2-3-0	A	Tulane, 13-0
1944	4-3-0	3-2-0	A	Tulane, 36-20
1945	4-2-1	2-3-1	A	Clemson, 47-20
1946	2-4-0	2-3-0	A	Tulane, 54-13
1961	2-4-0	1-5-0	H	Clemson, 21-6
1975	1st Game	1st Game	H	Tulane, 17-13

(Overall Series: Clemson 3 Wins, Tulane 6 Wins)

When Clemson Played Georgia

Year	Clemson Was	Georgia Was	Site	Outcome
1897	1st Game	1st Game	A	Georgia, 24-0
1898	1st Game	1st Game	A	Georgia, 20-8
1899	4-0-0	1st Game	A	Georgia, 11-0
1900	3-0-0	2-1-0		Clemson, 39-5
1901	1-0-1	1-2-0		Clemson, 29-5
1902	3-1-0	2-0-1	H	Clemson, 36-0
1903	1-0-0	1st Game		Clemson, 29-0
1904	1-1-0	1-0-0		Clemson, 10-0
1905	0-0-1	1st Game	A	Clemson, 35-0
1906	0-0-1	0-1-0		Clemson, 6-0
1907	3-2-0	2-2-1	1	Georgia, 8-0
1908	1-3-0	3-1-0	1	Georgia, 6-0
1909	3-2-0	1-1-2	1	Clemson, 5-0
1910	4-2-0	5-1-0	1	Tie, 0-0
1911	3-2-0	5-1-0	1	Georgia, 23-0
1912	3-2-0	3-1-1	1	Georgia, 27-7
1913	2-2-0	4-1-0	1	Georgia, 18-15
1914	3-2-1	3-3-0	A	Clemson, 35-13
1915	2-3-2	4-2-2	A	Georgia, 13-0
1916	1-0-0	1-0-0	2	Georgia, 25-0
1919	6-2-1	4-2-2	A	Tie, 0-0
1920	4-5-1	7-0-1	A	Georgia, 55-0
1921	1-5-2	6-1-1	A	Georgia, 28-0
1927	5-1-1	6-0-0	A	Georgia, 32-0
1932	3-3-1	1-3-1	H	Georgia, 32-18
1937	1-2-0	2-0-0	A	Georgia, 14-0
1944	4-4-0	6-2-0	A	Georgia, 21-7
1945	1-0-0	1-0-0	A	Georgia, 20-0
1946	1-0-0	1st Game	A	Georgia, 35-12
1947	1-4-0	3-3-0	A	Georgia, 21-6
1954	1-0-0	1-0-0	A	Georgia, 14-7
1955	2-0-0	1-1-0	H	Clemson, 26-7
1962	2-1-0	1-1-1	H	Georgia, 24-16
1963	0-3-0	2-1-1	H	Tie, 7-7
1964	1-2-0	1-1-1	A	Georgia, 19-7
1965	2-1-0	3-0-0	A	Georgia, 23-9
1967	1-0-0	1-0-0	H	Georgia, 24-17
1968	0-0-1	0-0-1	A	Georgia, 31-13
1969	1-0-0	1-0-0	H	Georgia, 30-0
1970	2-0-0	0-1-0	A	Georgia, 38-0
1971	0-1-0	2-0-0	H	Georgia, 28-0
1973	1-0-0	0-0-1	A	Georgia, 31-14
1974	1-2-0	2-1-0	H	Clemson, 28-24
1975	0-3-0	2-1-0	A	Georgia, 35-7
1976	1-0-0	1-0-0	H	Georgia, 41-0
1977	0-1-0	1-0-0	A	Clemson, 7-6
1978	1-0-0	1-0-0	A	Georgia, 12-0

1979	1-1-0	0-1-0	H	Clemson, 12-7
1980	1-0-0	2-0-0	A	Georgia, 20-16

1 — Augusta, Ga; 2 — Anderson, S. C.

(Overall Series: Clemson 13 Wins, Georgia 33 Wins, 3 Ties)

When Clemson Played Kentucky

Year	Clemson Was	Kentucky Was	Site	Outcome
1925	0-2-0	1-1-0	A	Kentucky, 19-6
1929	6-0-0	4-0-0	A	Kentucky, 44-6
1934	1-2-0	2-1-0	A	Kentucky, 7-0
1936	5-3-0	5-3-0	A	Kentucky, 7-6
1938	5-1-1	2-5-0	A	Clemson, 14-0
1952	2-4-1	4-3-1	A	Kentucky, 27-14
1971	1st Game	1st Game	H	Kentucky, 13-10

(Overall Series: Clemson 1 Win, Kentucky 6 Wins)

When Clemson Played Virginia

Year	Clemson Was	Virginia Was	Site	Outcome
1955	1-0-0	1st Game	A	Clemson, 20-7
1956	5-1-2	3-6-0	H	Clemson, 7-0
1957	1-2-0	1-1-1	A	Clemson, 20-6
1958	1st Game	1st Game	H	Clemson, 20-15
1959	1-0-0	0-1-0	A	Clemson, 47-0
1960	2-0-0	0-2-0	H	Clemson, 21-7
1963	0-4-1	1-3-1	A	Clemson, 35-0
1964	2-4-0	3-3-0	H	Clemson, 29-7
1965	1-0-0	0-1-0	A	Clemson, 20-14
1966	1st Game	1-0-0	H	Clemson, 40-35
1969	1st Game	1st Game	A	Clemson, 21-14
1970	1-0-0	1-0-0	H	Clemson, 27-17
1971	1-3-0	1-4-0	1	Clemson, 32-15
1972	1-4-0	3-3-0	H	Clemson, 37-21
1973	1-3-0	1-3-1	H	Clemson, 32-27
1974	5-4-0	4-5-0	H	Clemson, 28-9
1977	3-1-0	0-4-0	H	Clemson, 31-0
1978	3-1-0	1-4-0	A	Clemson, 30-14
1979	2-1-0	3-1-0	H	Clemson, 17-7
1980	3-1-0	2-2-0	A	Clemson, 27-24

1 — Richmond, Va.

(Overall Series: Clemson 20 Wins, Virginia 0 Wins)

When Clemson Played Duke

Year	Clemson Was	Duke Was	Site	Outcome
1934	1-1-0	1-0-0	A	Duke, 20-6
1935	3-0-0	3-0-0	A	Duke, 38-12
1936	2-1-0	3-0-0	A	Duke, 25-0
1957	5-2-0	5-1-2	A	Duke, 7-6
1959	5-1-0	3-4-0	H	Clemson, 6-0
1960	3-1-0	3-1-0	A	Duke, 21-6
1961	1-3-0	3-1-0	A	Clemson, 17-7
1962	2-2-0	3-1-0	H	Duke, 16-0
1963	0-3-1	3-0-1	A	Duke, 35-30
1965	2-2-0	4-0-0	A	Clemson, 3-2
1966	1-2-0	3-1-0	H	Clemson, 9-6
1967	1-3-0	3-2-0	A	Clemson, 13-7
1968	0-3-1	2-2-0	H	Clemson, 39-22
1969	4-3-0	1-5-1	A	Duke, 34-27
1970	2-4-0	4-2-0	H	Duke, 21-10
1971	0-3-0	4-0-0	1	Clemson, 3-0
1972	1-3-0	1-4-0	H	Duke, 7-0
1973	2-3-0	1-4-0	A	Clemson, 24-8
1974	2-3-0	4-1-0	H	Clemson, 17-14
1975	1-4-0	2-3-0	A	Duke, 25-21
1976	1-3-1	3-2-0	H	Tie, 18-18
1977	4-1-0	3-2-0	A	Clemson, 17-11
1978	4-1-0	3-2-0	H	Clemson, 28-8
1979	4-1-0	2-2-1	A	Clemson, 28-10
1980	4-1-0	0-5-0	H	Duke, 34-17

1 — Norfolk, Va.

(Overall Series: Clemson 12 Wins, Duke 12 Wins, 1 Tie)

When Clemson Played N. C. State

Year	Clemson Was	NCS Was	Site	Outcome
1899	1-0-0	1-1-2	1	Clemson, 24-0
1902	1st Game	1st Game	H	Clemson, 11-5
1903	2-0-0	2-2-0		Clemson, 24-0
1904	3-2-0	2-1-2		NCS, 18-0
1906	1-0-1	3-0-3		Tie, 0-0
1926	1-2-0	4-5-0	H	Clemson, 7-3
1927	1-0-1	1-1-0	A	NCS, 18-6

1928	3-0-0	1-1-0	2	Clemson, 7-0
1929	3-0-0	0-1-0	2	Clemson, 26-0
1930	3-0-0	1-2-0	3	Clemson, 27-0
1931	0-1-1	1-1-0	3	Clemson, 6-0
1932	1-1-0	2-0-0	A	NCS, 13-0
1933	0-1-1	1-1-0	H	Clemson, 9-0
1934	2-3-0	2-2-1	A	Clemson, 12-6
1939	1-1-0	1-1-0	3	Clemson, 25-6
1940	2-0-0	2-0-0	3	Clemson, 26-7
1941	2-0-0	1-0-1	3	Clemson, 27-6
1942	1-0-1	1-0-1	3	NCS, 7-6
1943	0-1-0	1-0-0	3	Clemson, 19-7
1944	1-1-0	2-0-0	3	Clemson, 13-7
1945	1-1-0	1-1-0	A	Clemson, 13-0
1946	1-1-0	1-0-0	H	NCS, 14-7
1947	1-2-0	1-1-0	A	NCS, 18-0
1948	1-0-0	0-0-1	H	Clemson, 6-0
1949	1-1-0	0-1-0	A	Clemson, 7-6
1950	2-0-0	1-1-0	H	Clemson, 27-0
1951	2-0-0	1-2-0	A	Clemson, 6-0
1956	1-0-1	1-1-0	A	Clemson, 13-7
1957	1-1-0	2-0-0	H	NCS, 13-7
1958	5-2-0	2-5-1	A	Clemson, 13-6
1959	2-1-0	1-1-0	H	Clemson, 23-0
1961	4-5-0	4-5-0	H	Clemson, 20-0
1962	0-1-0	1-0-0	A	Clemson, 7-0
1963	0-2-0	2-0-0	H	NCS, 7-3
1964	1-0-0	1-0-0	A	NCS, 9-0
1965	1st Game	1st Game	H	Clemson, 21-7
1966	5-3-0	4-5-0	A	NCS, 23-14
1967	4-4-0	8-1-0	H	Clemson, 14-6
1968	1-4-1	5-2-0	A	Clemson, 24-19
1971	4-5-0	2-8-0	H	NCS, 31-23
1972	3-6-0	6-3-1	A	NCS, 42-17
1973	3-3-0	4-2-0	H	NCS, 29-6
1974	0-1-0	2-0-0	A	NCS, 31-10
1975	1-5-0	4-3-0	H	NCS, 45-7
1976	1-3-2	2-4-1	A	NCS, 38-21
1977	5-1-0	5-2-0	H	Clemson, 7-3
1978	5-1-0	5-1-0	A	Clemson, 33-10
1979	5-1-0	5-2-0	H	NCS, 16-13
1980	4-2-0	3-3-0	A	NCS, 24-20

1 — Rock Hill, SC; 2 — Florence, SC; 3 — Charlotte, NC.

(Overall Series: Clemson 30 Wins, N. C. State 18 Wins, 1 Tie)

When Clemson Played Wake Forest

Year	Clemson Was	WF Was	Site	Outcome
1933	1-3-2	0-2-1	1	Clemson, 13-0
1935	2-0-0	0-3-0	1	Clemson, 13-7
1936	2-2-0	2-1-0	A	Wake, 6-0
1937	2-3-1	1-3-0	H	Clemson, 32-0
1938	3-1-1	3-3-0	A	Clemson, 7-0
1939	5-1-0	6-2-0	H	Clemson, 20-7
1940	3-0-0	3-0-0	H	Clemson, 39-0
1941	5-1-0	4-3-1	H	Clemson, 29-0
1942	2-2-1	2-2-1	A	Wake, 19-6
1943	1-3-0	2-3-0	H	Wake, 41-12
1944	3-2-0	6-0-0	A	Wake, 13-7
1945	6-2-1	2-4-1	H	Wake, 13-6
1946	1-2-0	2-0-0	A	Wake, 19-7
1947	1-1-0	1-0-0	H	Wake, 16-14
1948	6-0-0	5-2-0	2	Clemson, 21-14
1949	2-2-1	2-4-0	H	Wake, 35-21
1950	3-0-1	4-0-1	2	Clemson, 13-12
1951	3-2-0	5-1-0	H	Clemson, 21-6
1953	1-3-1	2-3-1	H	Clemson, 18-0
1954	2-3-0	2-2-1	1	Clemson, 32-20
1955	4-1-0	3-2-1	H	Clemson, 19-13
1956	2-0-1	1-2-0	A	Clemson, 17-0
1957	5-3-0	0-8-0	H	Clemson, 13-6
1958	4-1-0	3-3-0	H	Clemson, 14-12
1959	6-2-0	5-2-0	H	Clemson, 33-31
1960	1st Game	1st Game	A	Clemson, 28-7
1961	1-2-0	0-3-0	H	Wake, 17-13
1962	1-1-0	0-2-0	A	Clemson, 24-7
1963	1-4-1	0-6-0	H	Clemson, 36-0
1964	1-3-0	2-2-0	A	Clemson, 21-2
1965	4-2-0	2-4-0	H	Clemson, 26-13
1966	2-3-0	2-4-0	A	Clemson, 23-21
1967	1st Game	0-1-0	H	Clemson, 23-6
1968	1st Game	0-1-0	A	Tie, 20-20

1969	2-2-0	2-3-0	H	Clemson, 28-14
1970	2-3-0	2-3-0	A	Wake, 36-20
1971	2-4-0	4-3-0	H	Clemson, 10-9
1972	2-4-0	1-5-0	A	Clemson, 31-0
1973	3-4-0	1-6-0	H	Clemson, 35-8
1974	3-4-0	0-7-0	A	Clemson, 21-9
1975	0-4-0	1-3-0	H	Clemson, 16-14
1976	1-2-1	2-3-0	A	Wake, 20-14
1977	6-1-0	1-6-0	H	Clemson, 26-0
1978	6-1-0	1-7-0	A	Clemson, 51-6
1979	5-2-0	7-1-0	H	Clemson, 31-0
1980	4-3-0	3-4-0	A	Clemson, 35-33

1 — Charlotte, NC; 2 — Winston-Salem, NC.

(Overall Series: Clemson 34 Wins, Wake Forest 11 Wins, 1 Tie)

When Clemson Played North Carolina

Year	Clemson Was	UNC Was	Site	Outcome
1897	1-1-0	3-0-0	A	UNC, 28-0
1901	2-1-1	7-1-0	1	Clemson, 22-10
1903	3-0-0	4-3-0	A	UNC, 11-6
1907	2-1-0	2-2-1	2	Clemson, 15-6
1915	2-2-2	2-2-1	1	UNC, 9-7
1957	1-0-0	0-1-0	A	UNC, 26-0
1958	1-0-0	0-1-0	H	Clemson, 26-21
1959	1st Game	1st Game	A	Clemson, 20-18
1960	3-3-0	1-5-0	H	Clemson, 24-0
1961	0-2-0	1-0-0	A	Clemson, 27-0
1962	2-4-0	2-4-0	H	Clemson, 17-6
1963	2-4-1	6-1-0	A	Clemson, 11-7
1964	3-4-0	3-4-0	H	UNC, 29-0
1965	5-2-0	3-4-0	A	UNC, 17-13
1966	3-3-0	2-4-0	H	Clemson, 27-3
1967	2-4-0	1-6-0	A	Clemson, 17-0
1968	3-4-1	2-6-0	H	Clemson, 24-14
1969	4-4-0	4-4-0	A	UNC, 32-15
1970	3-6-0	6-3-0	H	UNC, 42-7
1971	3-4-0	6-2-0	A	UNC, 26-13
1972	3-4-0	5-1-0	H	UNC, 26-10
1973	4-4-0	3-5-0	A	Clemson, 37-29
1974	4-4-0	5-3-0	H	Clemson, 54-32
1975	1-7-0	2-6-0	A	Clemson, 38-35
1976	2-4-2	6-2-0	H	UNC, 27-23
1977	7-1-0	6-2-0	A	Tie, 13-13
1978	7-1-0	3-5-0	H	Clemson, 13-9
1979	6-2-0	5-2-1	A	Clemson, 19-10
1980	5-3-0	7-1-0	H	UNC, 24-19

1 — Charlotte, NC; 2 — Columbia, SC.

(Overall Series: Clemson 16 Wins, North Carolina 12 Wins, 1 Tie)

When Clemson Played Maryland

Year	Clemson Was	Maryland Was	Site	Outcome
1952	1-1-0	2-0-0	A	Maryland, 28-0
1953	1-0-1	2-0-0	H	Maryland, 20-0
1954	4-3-0	4-2-1	A	Maryland, 16-0
1955	6-1-0	8-0-0	H	Maryland, 25-12
1956	5-0-1	1-6-0	A	Tie, 6-6
1957	4-2-0	3-4-0	H	Clemson, 26-7
1958	2-0-0	1-1-0	A	Clemson, 8-0
1959	6-1-0	2-5-0	H	Maryland, 28-25
1960	3-0-0	1-3-0	A	Maryland, 19-17
1961	0-1-0	1-0-0	H	Maryland, 24-21
1962	4-4-0	5-3-0	A	Clemson, 17-14
1963	3-4-1	2-6-0	H	Clemson, 21-6
1964	3-5-0	3-5-0	A	Maryland, 34-0
1965	5-3-0	3-4-0	H	Maryland, 6-0
1966	4-3-0	4-3-0	A	Clemson, 14-10
1967	3-4-0	0-6-0	H	Clemson, 28-7
1968	2-4-1	2-5-0	A	Clemson, 16-0
1969	3-3-0	2-4-0	H	Clemson, 40-0
1970	2-5-0	1-6-0	A	Clemson, 24-11
1971	3-5-0	2-7-0	H	Clemson, 20-14
1972	3-5-0	4-4-1	A	Maryland, 31-6
1973	5-4-0	6-3-0	H	Maryland, 28-13
1974	2-2-0	2-2-0	A	Maryland, 41-0
1975	2-7-0	6-2-1	H	Maryland, 22-20
1976	2-5-2	9-0-0	A	Maryland, 20-0
1977	1st Game	1st Game	H	Maryland, 21-14
1978	8-1-0	9-1-0	A	Clemson, 28-24
1979	1-0-0	1-0-0	H	Maryland, 19-0
1980	5-4-0	6-3-0	A	Maryland, 34-7

(Overall Series: Clemson 11 Wins, Maryland 17 Wins, 1 Tie)

When Clemson Played South Carolina

Year	Clemson Was	USC Was	Site	Outcome
1896	1-0-0	1st Game	A	USC, 12-6
1897	1-2-0	1st Game	A	Clemson, 18-6
1898	1-1-0	1-0-0	A	Clemson, 24-0
1899	2-0-0	1-0-0	A	Clemson, 34-0
1900	2-0-0	1-1-0	A	Clemson, 51-0
1902	3-0-0	3-0-0	A	USC, 12-6
1909	3-2-0	1-3-0	A	Clemson, 6-0
1910	3-2-0	4-0-0	A	Clemson, 24-0
1911	1-2-0	1-1-1	A	Clemson, 27-0
1912	3-1-0	2-2-0	A	USC, 22-7
1913	1-2-0	1-2-0	A	Clemson, 32-0
1914	1-2-1	1-4-1	A	Clemson, 29-6
1915	2-2-1	3-0-0	A	Tie, 0-0
1916	1-3-0	2-3-0	A	Clemson, 27-0
1917	2-1-0	1-1-0	A	Clemson, 21-13
1918	1-1-0	1st Game	A	Clemson, 39-0
1919	3-2-0	1-3-0	A	Clemson, 19-6
1920	3-2-1	2-2-0	A	USC, 3-0
1921	1-2-1	3-0-1	A	USC, 21-0
1922	2-1-0	3-1-0	A	Clemson, 3-0
1923	1-1-1	2-2-0	A	Clemson, 7-6
1924	2-1-0	3-1-0	A	USC, 3-0
1925	0-3-0	3-1-0	A	USC, 33-0
1926	2-2-0	3-1-0	A	USC, 24-0
1927	2-1-1	3-1-0	A	Clemson, 20-0
1928	5-0-0	5-0-0	A	Clemson, 32-0
1929	5-0-0	3-1-0	A	Clemson, 21-14
1930	5-0-0	3-1-0	A	Clemson, 20-7
1931	1-2-1	1-2-0	A	USC, 21-0
1932	2-2-0	3-1-0	A	USC, 14-0
1933	1-1-2	1-2-0	A	USC, 7-0
1934	1-3-0	3-1-0	A	Clemson, 19-0
1935	3-1-0	2-3-0	A	Clemson, 44-0
1936	2-3-0	3-2-0	A	Clemson, 19-0
1937	1-3-0	2-2-1	A	Clemson, 34-6
1938	2-1-1	3-2-0	A	Clemson, 34-12
1939	2-1-0	1-3-0	A	Clemson, 27-0
1940	4-0-0	0-2-0	A	Clemson, 21-13
1941	4-0-0	1-1-1	A	USC, 18-14
1942	1-2-1	0-2-1	A	Clemson, 18-6
1943	1-2-0	2-1-0	A	USC, 33-6
1944	2-1-0	1-1-1	A	Clemson, 20-13
1945	3-1-0	2-2-0	A	Tie, 0-0
1946	1-3-0	2-1-0	A	USC, 26-14
1947	1-3-0	2-2-0	A	USC, 21-19
1948	3-0-0	2-1-0	A	Clemson, 13-7
1949	2-1-0	0-3-0	A	USC, 27-13
1950	3-0-0	2-1-0	A	Tie, 14-14
1951	3-1-0	2-2-0	A	USC, 20-0
1952	1-3-0	2-2-0	A	USC, 6-0
1953	1-2-1	3-1-0	A	USC, 14-7
1954	2-2-0	2-1-0	A	USC, 13-8
1955	3-1-0	2-2-0	A	Clemson, 28-14
1956	3-0-1	4-1-0	A	Clemson, 7-0
1957	2-2-0	3-1-0	A	Clemson, 13-0
1958	4-0-0	2-2-0	A	USC, 26-6
1959	3-1-0	3-1-0	A	Clemson, 27-0
1960	4-3-0	1-5-0	H	Clemson, 12-2
1961	3-4-0	2-5-0	A	USC, 21-14
1962	5-4-0	4-4-1	H	Clemson, 20-17
1963	4-4-1	1-7-1	A	Clemson, 24-20
1964	3-6-0	2-5-2	H	USC, 7-3
1965	5-4-0	4-5-0	A	USC, 17-16
1966	5-4-0	1-8-0	H	Clemson, 35-10
1967	5-4-0	5-4-0	A	Clemson, 23-12
1968	4-4-1	3-6-0	H	USC, 7-3
1969	4-5-0	6-3-0	A	USC, 27-13
1970	3-7-0	3-6-1	H	USC, 38-32
1971	4-6-0	6-4-0	A	Clemson, 17-7
1972	3-7-0	4-6-0	H	Clemson, 7-6
1973	5-5-0	6-4-0	A	USC, 32-20
1974	6-4-0	4-6-0	H	Clemson, 39-21
1975	2-8-0	6-4-0	A	USC, 56-20
1976	2-6-2	6-4-0	H	Clemson, 28-9
1977	7-2-1	5-5-0	A	Clemson, 31-27
1978	9-1-0	5-4-1	H	Clemson, 41-23
1979	8-2-0	7-3-0	A	USC, 13-9
1980	5-5-0	8-2-0	H	Clemson, 27-6

(Overall Series: Clemson 45 Wins, South Carolina 30 Wins, 3 Ties)


1938 - 80 Attendance . . .

Season	Games Played	Season Attend.	Average Attend	Home Games	Home Attend.	Avg. Home Attend.
1938	9	100,500	11,167	3	25,500	8,500
1939	10	147,500	14,750	2	18,000	9,000
1940	9	126,000	14,000	2	20,000	10,000
1941	9	115,000	12,777	2	17,000	8,500
1942	10	100,500	10,050	3	23,500	7,833
1943	8	65,000	8,125	2	7,500	3,750
1944	9	79,000	8,777	2	13,500	6,750
1945	10	138,986	13,899	4	38,000	9,500
1946	9	155,500	17,277	3	44,000	14,666
1947	9	149,000	16,556	3	37,000	12,333
1948	11	216,614	19,692	4	66,500	16,625
1949	10	188,996	18,999	5	79,000	15,800
1950	10	248,606	24,861	4	81,000	20,250
1951	10	242,843	24,284	3	44,500	14,833
1952	9	189,161	21,017	2	44,000	22,000
1953	9	192,960	21,440	4	76,000	19,000
1954	10	197,500	19,750	4	51,500	12,875
1955	10	211,711	21,177	5	98,000	19,600
1956	11	301,552	27,413	4	71,000	17,750
1957	10	213,000	21,300	4	73,000	18,250
1958	11	352,000	32,000	5	121,000	24,200
1959	11	357,856	32,532	4	119,000	29,750
1960	10	247,780	24,778	5	141,080	28,286
1961	10	310,000	31,000	5	132,000	26,400
1962	10	291,640	29,164	5	158,000	31,600
1963	10	318,587	31,859	4	103,496	25,874
1964	10	260,725	26,073	4	112,000	28,000
1965	10	333,736	33,374	4	113,000	28,250
1966	10	355,286	35,529	4	146,237	36,559
1967	10	389,618	38,962	5	206,275	41,255
1968	10	386,432	38,643	4	147,434	36,859
1969	10	339,936	33,994	4	136,252	34,063
1970	11	367,347	33,395	6	205,376	34,229
1971	11	398,222	36,200	5	154,741	30,948
1972	11	398,732	36,248	5	192,456	38,491
1973	11	411,477	37,407	6	188,500	31,417
1974	11	440,384	40,034	6	251,424	41,904
1975	11	487,436	44,312	5	195,873	39,174
1976	11	459,845	41,804	5	221,486	44,297
1977	12	580,067	48,339	5	235,152	47,030
1978	12	599,793	49,983	6	321,763	53,627
1979	12	641,109	53,426	6	353,576	58,929
1980	11	567,436	58,282	6	369,770	61,628

HOME COMING GAME RESULTS SINCE 1944

(Won 28, Lost 8, Tied 1)

1944	Defeated VMI, 57-12	1963	Defeated Maryland, 21-6
1945	Defeated VPI, 35-0	1964	Lost to UNC, 29-0
1946	Defeated Furman, 20-6	1965	Defeated TCU, 3-0
1947	Defeated Auburn, 34-18	1966	Defeated Duke, 9-6
1948	Defeated Duquesne, 42-0	1967	Defeated Maryland, 28-7
1949	Lost to Boston Col., 40-27	1968	Lost to Auburn, 21-10
1950	Defeated Duquesne, 53-20	1969	Defeated W. Forest, 28-14
1951	Defeated Auburn, 34-0	1970	Lost to Auburn, 44-0
1952	Lost to Villanova, 14-7	1971	Defeated W. Forest, 10-9
1953	Lost to Auburn, 45-19	1972	Defeated Virginia, 37-21
1954	Defeated Furman, 27-6	1973	Defeated Virginia, 32-27
1955	Lost to Maryland, 25-12	1974	Defeated Duke, 17-13
1956	Defeated VPI, 21-6	1975	Defeated W. Forest, 16-14
1957	Defeated Maryland, 26-7	1976	Tied by Duke, 18-18
1958	Defeated W. Forest, 14-12	1977	Defeated Virginia, 31-0
1959	Lost to Maryland, 28-25	1978	Defeated VPI, 38-7
1960	Defeated UNC, 24-0	1979	Defeated Virginia, 17-7
1961	Defeated Tulane, 21-6	1980	Defeated VPI, 13-10
1962	Defeated UNC, 17-6		



TIGER RECORDS



TEAM RECORDS

SEASON

RUSHING

Most Rushes: 741 (1978)
Most Yards Rushing: 3469 (1978)
Most TD's Rushing: 39 (1978)

FORWARD PASSING

Most Passes Attempted: 302 (1970)
Most Passes Completed: 145 (1970)
Most Yards Passing: 1798 (1975)
Most TD's Passing: 14 (1950)
Most Passes Had Intercepted: 24 (1969)

TOTAL OFFENSE

Most Total Plays: 949 (1978)
Most Total Yards: 5134 (1978)

PUNT RETURNS

Most Punts Returned: 53 (1945)
Most Yards Returned: 700 (1948)
Most TD's Punt Returns: 2 (1938, 1948, 1954, 1970)
Most TD's By Blocked Punt: 3 (1940, 1948)

KICKOFF RETURNS

Most Kickoff Returns: 57 (1970)
Most Yards Returned: 1187 (1970)

INTERCEPTION RETURNS

Most Passes Intercepted: 25 (1951)
Most Yards Returned: 361 (1951)
Most TD's By Interceptions: 3 (1959)

FIRST DOWNS

Most First Downs: 273 (1978)
Most First Downs Rushing: 192 (1978)
Most First Downs Passing: 89 (1969)

PENALTIES

Most Penalties: 94 (1978)
Most Yards Penalized: 823 (1978)

FUMBLES

Most Fumbles: 49 (1963)
Most Fumbles Lost: 26 (1963, 1975)

SCORING

Most Points Scored: 368 (12 Games, 1978)
Least Points Scored: 19 (9 Games, 1931)
Most Times Held Scoreless: 6 (1920-26-31)
Most Field Goals: 23 (1980)

DEFENSE

Best Total Defense: 1533 (10 Games, 1939)
Least Yards Rushing By Opponents: 904 (10 Games, 1941)
Least Yards Passing By Opponents: 449 (10 Games, 1939)
Most Points By Opponents: 381 (11 Games, 1975)
Least Points By Opponents: 4 (7 Games, 1906)
Most Times Held Opponents Scoreless: 7 (1928)

OTHER

Most Wins: 11 (1948, 1978)
Most Ties: 3 (1906)
Most Losses: 9 (1975)

GENERAL

Consecutive Wins
 One Season: 11 — 1948
 10 — 1978
 8 — 1939
Consecutive Seasons: 15 — 1947-48-49
 13 — 1939-40

Consecutive Games Without Defeat

16 — 1949-50-51 (2 ties)

15 — 1947-48-49 (0 ties)

Most Wins In Season

11 — 1948 (11-0)

10 — 1978 (11-1)

9 — 1950 (9-0-1)

9 — 1959 (9-2)

Consecutive Shutouts

Season: 6 — 1928

Consecutive Seasons: 6 — 1902-03

SINGLE GAME

RUSHING

Most Rushes: 78 vs. Duke, 1979

Most Yards Rushing: 516 vs. Presbyterian, 1945

Most TD's Rushing: 11 vs. Presbyterian, 1945

FORWARD PASSING

Most Passes Attempted: 48 vs. North Carolina, 1965;
tied 48 vs. Florida State, 1970

Fewest Passes Attempted: 0 vs. South Carolina, 1956

Most Passes Completed: 25 vs. Florida State, 1970

Fewest Passes Completed: 0 vs. George Washington, 1938;
Presbyterian, 1942; South Carolina, 1943-44-52-56;

Fordham, 1952; VPI, 1956

Most Yards Passing: 354 vs. Duke, 1963

Fewest Yards Passing: —1 vs. Maryland, 1956

Most Passes Had Intercepted: 7 vs. South Carolina, 1945

Most TD Passes: 4 vs. Auburn, 1947

TOTAL OFFENSE

Most Total Offense: 597 vs. Presbyterian, 1945

PUNTING

Most Punts: 17 vs. South Carolina, 1943

PUNT RETURNS

Most Punts Returned: 11 vs. George Washington, 1941

Most Yards Returned: 167 vs. Maryland, 1970

KICKOFF RETURNS

Most Kickoff Returns: 10 vs. Georgia Tech, 1944

Most Yards Returned: 198 vs. Florida, 1952

INTERCEPTIONS RETURNED

Most Passes Intercepted: 6 vs. South Carolina, 1971

Most Yards Returned: 143 on 4 Returns vs. Maryland, 1970

FIRST DOWNS

Most First Downs Rushing: 27 vs. Presbyterian, 1957

Most First Downs Passing: 17 vs. North Carolina, 1965

Most Total First Downs: 33 vs. Wake Forest, 1978

Fewest Total First Downs: 1 vs. South Carolina, 1943

PENALTIES

Most Penalties: 14 vs. Furman, 1964; 14 vs. Wake Forest, 1977;
14 vs. Virginia, 1980

Most Yards Penalized: 180 vs. Furman, 1964

FUMBLES

Most Fumbles: 14 vs. Presbyterian, 1953

Most Fumbles Lost: 5 vs. Wake Forest, 1950; Boston College,
1953; Presbyterian, 1953; Auburn, 1954; Maryland, 1957;
Wake Forest, 1963; Maryland, 1974; Tulane, 1975; Wake
Forest, 1975

Most Opponent Fumbles Recovered: 6 vs. Duke, 1965

SCORING

Most Points Scored: 122 vs. Guilford, 1901

Greatest Victory Margin: 122-0 vs. Guilford, 1901

Greatest Defeat Margin: 7-74 vs. Alabama, 1931

INDIVIDUAL RECORDS

RUSHING

MOST RUSHES

Game: 36, Jim Shirley vs. N. C. State, 1951; Ray Yauger vs. Wake Forest, 1969
Season: 230, Buddy Gore, 1967
Career: 600, Buddy Gore, 1966-67-68

MOST YARDS RUSHING

Game: 234, Don King vs. Fordham, 1952
Season: 1045, Buddy Gore, 1967
Career: 2571, Buddy Gore, 1966-67-68

BEST RUSHING AVERAGE

Game: 30.4, Ken Moore vs. The Citadel, 1954 (5 for 152)
Season: 7.2, Billy Poe, 1945 (53 for 380)
Career: 3 years: 5.92, Jackie Calvert, 1948-49-50
(194 for 1149)
4 years: 5.69, Ray Matthews, 1947-48-49-50
(331 for 1886)

LONGEST RUN FROM SCRIMMAGE

Banks McFadden vs. Presbyterian, 1939, 90 yards; Buck George vs. Furman, 1951, 90 yards.

FORWARD PASSING

MOST PASSES ATTEMPTED

Game: 48, Tommy Kendrick vs. Florida State, 1970
Season: 267, Tommy Kendrick, 1970
Career: 644, Tommy Kendrick, 1969-70-71

MOST PASSES COMPLETED

Game: 25, Tommy Kendrick vs. Florida State, 1970
Season: 133, Tommy Kendrick, 1970
Career: 303, Tommy Kendrick, 1969-70-71

MOST YARDS PASSING

Game: 323, Thomas Ray vs. North Carolina, 1965
Season: 1655, Steve Fuller, 1977
Career: 4359, Steve Fuller, 1975-76-77-78

MOST TOUCHDOWN PASSES

Game: 4, Bobby Gage, vs. Auburn, 1947
Season: 11, Bobby Gage, 1947; Harvey White, 1957
Career: 24, Bobby Gage, 1945-46-47-48; Tommy Kendrick, 1969-70-71

LONGEST SCORING PASS

97 yards, Mark Fellers to Craig Brantley vs. Virginia, 1974

BEST PERCENTAGE OF COMPLETIONS (min. 300 Att.)

4 years: 51.8, Steve Fuller, 1975-76-77-78 (287 completions on 554 attempts)
3 years: 51.4, Jimmy Addison, 1965-66-67 (202 completions on 393 attempts)

MOST PASSES HAD INTERCEPTED

Game: 5, Don King vs. Auburn, 1953
Season: 20, Tommy Kendrick, 1969
Career: Tommy Kendrick, 42, 1969-70-71

TOTAL OFFENSE

MOST OFFENSIVE PLAYS

Game: 53, Tommy Kendrick vs. Florida State, 1970
Season: 383, Steve Fuller, 1977
Career: 1089, Steve Fuller, 1975-76-77-78

MOST YARDS RUN AND PASS

Game: 374, Bobby Gage vs. Auburn, 1947

Season: 2164, Steve Fuller, 1978

Career: 6096, Steve Fuller, 1975-76-77-78

BEST AVERAGE, RUN AND PASS, CAREER

3 years: 5.91, Jimmy Addison, 1965-66-67 (79 rushes, 202 completions for 2788 yards)

4 years: 6.32, Bobby Gage, 1945-46-47-48 (316 rushes, 123 completions for 3757 yards)

PASS RECEIVING

MOST PASSES CAUGHT

Game: 11, Phil Rogers vs. North Carolina, 1965

Season: 58, Jerry Butler, 1978

Career: 139, Jerry Butler, 1975-76-77-78

MOST YARDS GAINED

Game: 163, Jerry Butler vs. Georgia Tech, 1977

Season: **915, Perry Tuttle, 1980**

Career: 2223, Jerry Butler, 1975-76-77-78

MOST TOUCHDOWN PASSES CAUGHT

Game: 3, Dreher Gaskin vs. Auburn, 1953

Season: 7, Glenn Smith, 1951; Bennie Cunningham, 1974

Career: 18, Glenn Smith, 1949-50-51

BEST CAREER AVERAGE PER RECEPTION

28.0, Craig Brantley, 1973-74-75 (27 for 755)

INTERCEPTIONS

MOST INTERCEPTIONS

Game: 3, Kit Jackson vs. Wake Forest, 1965

Season: 7, Fred Knoebel, 1951

Career: 15, Fred Knoebel, 1950-51-52

MOST YARDS INTERCEPTIONS RETURNED

Game: 100 (102 actual), Don Kelley vs. Duke, 1970

Season: 156, Don Kelley on 3 interceptions, 1970

Career: 275, Rex Varn on 10 interceptions, 1976-77-78-79

LONGEST INTERCEPTION RETURN

100 yards (102 actual), Don Kelley vs. Duke, 1970

PUNTING

MOST PUNTS

Game: 13, Marion Butler vs. Wake Forest, 1942

Season: 81, David Sims, 1979

Career: **197, David Sims, 1977-78-79-80**

BEST PUNTING AVERAGE

Game: 48.3 yards, Sammy Cain, 4 punts vs. Alabama, 1967

Season: 43.9 yards, David Sims, 81 punts, 1979

Career: 42.0 yards, Banks McFadden, 111 punts, 1937-38-39

LONGEST PUNT

81 yards, Mitch Tyner vs. Texas A&M, 1973

MOST YARDS PUNTED

8126 yards, David Sims, 1977-78-79-80

MOST PUNTS BLOCKED

2, Wingo Avery vs. The Citadel, 1954

PUNT RETURNS

MOST PUNT RETURNS

Game: 10, Shad Bryant vs. Furman, 1939

Season: 33, Willie Jordan, 1977

Career: 88, Marion Butler, 1941-42-43-45

MOST YARDS PUNT RETURNS

Game: 167, Don Kelley on 4 returns vs. Maryland, 1970
Season: 487, Shad Bryant on 27 returns, 1938
Career: 779, Shad Bryant, 1937-38-39

LONGEST PUNT RETURN

100 yards (108 actual), Richie Luzzi vs. Georgia, 1968

KICKOFF RETURNS

MOST KICKOFF RETURNS

Game: 7, John Shields vs. Alabama, 1969
Season: 28, Bob Bosler, 1970
Career: 44, Warren Ratchford, 1974-76-77-78

MOST YARDS KICKOFF RETURNED

Game: 160, John Shields vs. Alabama, 1969
Season: 568, Bob Bosler, 1970
Career: 968, Warren Ratchford on 44 returns, 1974-76-77-78

LONGEST KICKOFF RETURN

99 yards, Bill Mathis vs. Georgia Tech, 1959

SCORING

MOST POINTS SCORED

Game: 33, Maxcy Welch vs. Newberry, 1930
Season: 102, Lester Brown, 1978
Career: **288, Obed Ariri, 1977-78-79-80**

MOST TOUCHDOWNS

Game: 5, Maxcy Welch vs. Newberry, 1930
Season: 17, Lester Brown, 1978
Career: 31, Lester Brown, 1976-77-78-79

MOST TOUCHDOWNS RUSHING

Season: 17, Lester Brown, 1978
Career: 31, Lester Brown, 1976-77-78-79

MOST TOUCHDOWNS RUN AND PASS

Game: 5, Bobby Gage vs. Auburn, 1947
Season: 19, Mark Fellers, 1974

MOST TOUCHDOWN PLAYS INVOLVED IN

44, Steve Fuller (22 rush, 22 pass), 1975-76-77-78

LONGEST SCORING LATERAL

65 yards, Don Willis to Shad Bryant vs. George Washington, 1938

MOST POINTS AFTER TOUCHDOWNS MADE

Game: 9, Tommy Chandler vs. Presbyterian, 1949
Season: 44 (of 46), Obed Ariri, 1978
Career: **99 (of 103), Obed Ariri, 1977-78-79-80**

MOST CONSECUTIVE EXTRA POINTS

35, Lon Armstrong, 1960 and 1961

MOST FIELD GOALS

Game: 4, Obed Ariri vs. Wake Forest, 1977;
Obed Ariri vs. North Carolina, 1979; **Obed Ariri vs. N. C. State, 1980; Obed Ariri vs. Wake Forest, 1980**
Season: 23, Obed Ariri, 1980

MOST 63, Obed Ariri, 1977-78-79-80

Game:

Season: **T FIELD GOAL MADE**

Career, Obed Ariri vs. Wake Forest, 1977

TOP INDIVIDUAL PERFORMANCES BY CLASSES

MOST YARDS RUSHING

As A Freshman

Ken Callicutt — 505 (1973)
Buck George — 453 (1951)

Chuck McSwain — 443 (1979)
Harold Goggins — 389 (1975)

As A Sophomore

Ken Callicutt — 809 (1974)
Ray Yauger — 760 (1968)
Buddy Gore — 750 (1966)
Warren Ratchford — 676 (1976)

Ray Mathews — 646 (1948)
Fred Cone — 635 (1948)
Harold Goggins — 591 (1976)
Lawrence Gressette — 590 (1951)

As A Junior

Buddy Gore — 1,045 (1967)
Lester Brown — 1,002 (1978)
Ray Yauger — 968 (1969)
Joel Wells — 782 (1955)

Ray Mathews — 728 (1949)
Billy Hair — 698 (1951)
Fred Cone — 692 (1949)
Marvin Sims — 685 (1978)

As A Senior

Fred Cone — 845 (1950)
Joel Wells — 803 (1956)
Buddy Gore — 776 (1968)

Wade Hughes — 761 (1972)
Marvin Sims — 743 (1979)
Jackie Calvert — 714 (1950)

MOST YARDS PASSING

As A Freshman

Willie Jordan — 728 (1975)

Steve Fuller — 354 (1975)

As A Sophomore

Tommy Kendrick — 1,446 (1969)
Homer Jordan — 1,311 (1980)
Harvey White — 841 (1957)

Steve Fuller — 835 (1976)
Jim Parker — 736 (1961)
Don King — 706 (1953)

As A Junior

Steve Fuller — 1,655 (1977)
Jimmy Addison — 1,491 (1966)
Tommy Kendrick — 1,407 (1970)

Billy Hair — 1,004 (1951)
Bobby Gage — 1,002 (1947)
Ken Pengitore — 831 (1972)

As A Senior

Steve Fuller — 1,515 (1978)
Ken Pengitore — 1,370 (1973)
Billy Lott — 1184 (1979)

Tommy Kendrick — 1,040 (1971)
Thomas Ray — 1,019 (1965)
Billy Ammons — 1,006 (1968)

MOST TOTAL OFFENSE

As A Freshman

Willie Jordan — 951 (1975)
Don King — 688 (1952)

Ken Callicutt — 505 (1973)
Steve Fuller — 502 (1975)

As A Sophomore

Homer Jordan — 1,683 (1980)
Steve Fuller — 1,338 (1976)
Tommy Kendrick — 1,335 (1969)

Billy Hair — 1,217 (1950)
Harvey White — 1,038 (1957)
Jim Parker — 975 (1961)

As A Junior

Steve Fuller — 2,092 (1977)
Billy Hair — 1,702 (1951)

Bobby Gage — 1,504 (1947)
Jimmy Addison — 1,489 (1966)

As A Senior

Steve Fuller — 2,164 (1978)
Ken Pengitore — 1,941 (1973)
Billy Lott — 1569 (1979)

Jackie Calvert — 1,271 (1950)
Bobby Gage — 1,230 (1948)
Mark Fellers — 1,227 (1974)

MOST RECEPTIONS

As A Freshman

Perry Tuttle — 9 (1978)

Joey Smith — 9 (1979)

As A Sophomore

Perry Tuttle — 36 (1979)
Jerry Gaillard — 21 (1979)
Phil Rogers — 36 (1965)

Jerry Butler — 33 (1976)
Glenn Smith — 25 (1949)
John McMakin — 24 (1969)

As A Junior

Perry Tuttle — 53 (1980)
Jerry Butler — 47 (1977)

Phil Rogers — 42 (1966)
John McMakin — 40 (1970)

As A Senior

Jerry Butler — 58 (1978)
Charlie Waters — 44 (1969)
Glenn Smith — 39 (1951)

John McMakin — 29 (1971)
Phil Rogers — 28 (1967)
Brad O'Neal — 27 (1970)

MOST YARDS RECEIVING

As A Freshman

Perry Tuttle — 192 (1978)

Joey Smith — 110 (1979)

As A Sophomore

Perry Tuttle — 544 (1979)
Jerry Butler — 484 (1976)

Phil Rogers — 466 (1965)
Glenn Smith — 446 (1949)

As A Junior

Perry Tuttle — 915 (1980)
Jerry Butler — 824 (1977)
Phil Rogers — 574 (1966)

John McMakin — 532 (1970)
Glenn Smith — 498 (1950)
Charlie Waters — 411 (1968)

As A Senior

Jerry Butler — 908 (1978)
Charlie Waters — 738 (1969)
Glenn Smith — 632 (1951)

Don Kelley — 505 (1971)
Craig Brantley — 475 (1975)
Phil Rogers — 429 (1967)

LEADING SCORERS

As A Freshman

Willie Jordan — 41 (1975)

Chuck McSwain — 36 (1979)

As A Sophomore

Ray Mathews — 78 (1948)
Bill McGuirt — 54 (1960)

Lester Brown — 54 (1977)

As A Junior

Lester Brown — 102 (1978)
Obed Ariri — 86 (1978)
Ray Yauger — 68 (1969)

Maxcy Welch — 64 (1930)
Obed Ariri — 62 (1979)
Fred Cone — 55 (1949)

As A Senior

Fred Cone 92 (1950)
Obed Ariri — 87 (1980)
Charlie Timmons — 77 (1941)

Bill Mathis — 70 (1959)
Smiley Sanders — 60 (1973)
Steve Fuller — 60 (1978)

TOUCHDOWN RESPONSIBILITY

As A Freshman

Willie Jordan — 7 (1975)

Chuck McSwain — 6 (1979)

As A Sophomore

Ray Mathews — 15 (1948)
Billy Hair — 13 (1950)

Harvey White — 12 (1957)
Steve Fuller — 11 (1976)

As A Junior

Bobby Gage — 17 (1948)
Lester Brown — 17 (1978)

Billy Hair — 14 (1951)
Steve Fuller — 14 (1977)

As A Senior

Mark Fellers — 19 (1974)
Steve Fuller — 17 (1978)

Fred Cone — 15 (1950)
Ken Pengitore — 14 (1973)



Gore



Kendrick



Mathews

ALL TIME INDIVIDUAL CAREER RECORDS

VARSITY CAREER RUSHING LEADERS

	TC	YG	NYG	AVG	TD
1. Buddy Gore	600	2667	2571	4.29	15
2. Ray Yauner	555	2508	2439	4.39	16
3. Ken Callicutt	492	2304	2256	4.59	11
4. Lester Brown	505	2329	2228	4.45	31
5. Fred Cone	466	2252	2172	4.66	30
6. Joel Wells	383	2031	1937	5.06	16
7. Ray Mathews	331	2201	1886	5.70	20
8. Steve Fuller	535	2229	1737	3.20	22
9. Billy Hair	321	2019	1579	4.92	15
10. Charlie Timmons	415	1609	1545	3.72	15
11. Marvin Sims	316	1542	1541	4.88	4
12. Warren Ratchford	292	1587	1470	5.00	4
13. Smiley Sanders	341	1480	1411	4.14	13
14. Harold Goggins	283	1399	1377	4.90	6
15. Bobby Gage	316	1714	1309	4.14	8
16. Buck George	240	1412	1280	5.33	9
17. Tracy Perry	296	1249	1219	4.10	5
18. Pat Crain	339	1218	1191	3.51	10
19. Hugh Mauldin	301	1197	1152	3.83	8
20. Jackie Calvert	194	1403	1149	5.92	12
21. Billy O'Dell	262	1163	1133	4.32	9
22. Doug Cline	259	1126	1117	4.31	9
23. Wade Hughes	264	1104	1091	4.13	5
24. Butch Butler	233	1300	1075	4.61	10
25. Hal Davis	194	1045	1024	5.28	8
26. Rudy Hayes	242	1022	1015	4.19	2
27. George Usry	215	1070	1013	4.71	9
28. Banks McFadden	169	1044	994	5.88	10
29. Chuck McSwain	208	1033	987	4.75	9
30. Sid Tinsley	215	1123	977	4.54	10
31. Bill Mathis	216	1000	975	4.51	12
32. Joe Pagliei	180	995	916	5.09	8
33. Shad Bryant	146	981	902	6.18	9
34. Ken Pengitore	347	1302	898	2.59	8
35. Jacky Jackson	207	903	872	4.21	11
36. Mack Matthews	171	841	810	4.74	5
37. Toni Mathews	158	784	769	4.87	5
38. Jay Washington	153	798	753	4.92	5

VARSITY CAREER PASSING LEADERS

	ATT	COMP	INT	YDS	PCT	TD
1. Steve Fuller	554	287	21	4359	51.8	22
2. Tommy Kendrick	644	303	42	3893	47.0	24
3. Jimmy Addison	393	202	27	2616	51.4	16
4. Bobby Gage	278	123	27	2448	44.2	24
5. Ken Pengitore	356	154	18	2412	43.3	11
6. Harvey White	289	145	12	2103	50.2	18
7. Don King	318	134	37	2077	42.1	14
8. Jim Parker	282	126	24	1895	44.7	7
9. Billy Hair	295	116	28	1885	39.3	15
10. Thomas Ray	279	112	24	1655	40.1	7
11. Lowndes Shingler	238	104	15	1517	43.7	9
12. Billy Lott	198	105	7	1376	53.5	5
13. Homer Jordan	183	88	11	1339	48.1	4
14. Mike O'Cain	182	91	9	1291	50.0	6
15. Joe Anderson	205	89	15	1126	43.4	3
16. Billy Ammons	191	83	17	1110	43.5	5
17. Mark Fellers	124	58	7	943	46.8	12

VARSITY CAREER TOTAL OFFENSE LEADERS

	PLAYS	RUSH	PASS	TOTAL
1. Steve Fuller	1089	1737	4359	6096
2. Bobby Gage	594	1309	2448	3757
3. Billy Hair	616	1579	1885	3464
4. Tommy Kendrick	794	—484	3893	3409
5. Ken Pengitore	703	898	2412	3310
6. Ray Mathews	449	1886	907	2793
7. Jimmy Addison	472	393	2616	2788
8. Don King	574	684	2077	2761
9. Harvey White	483	489	2103	2592
10. Buddy Gore	601	2571	0	2571
11. Ray Yauger	560	2439	50	2489
12. Jim Parker	449	518	1895	2413
13. Ken Callicutt	499	2256	99	2355
14. Lester Brown	505	2258	0	2258

	PLAYS	RUSH	PASS	TOTAL
15. Fred Cone	469	2175	11	2183
16. Lowndes Shingler	387	556	1517	2073
17. Joel Wells	391	1937	115	2052
18. Jackie Calvert	395	1149	895	2034
19. Thomas Ray	437	253	1655	1908
20. Billy Lott	414	529	1376	1905
21. Mike O'Cain	416	586	1291	1877
22. Homer Jordan	350	417	1339	1756
23. Butch Butler	365	1075	670	1745
24. Banks McFadden	261	994	750	1744
25. Joe Anderson	406	566	1126	1692
26. Marvin Sims	316	1541	0	1541
27. Warren Ratchford	292	1470	0	1470
28. Mark Fellers	328	519	942	1462
29. Smiley Sanders	341	1411	0	1411
30. Sid Tinsley	290	977	417	1394
31. Harold Goggins	283	1377	0	1377
32. Buck George	242	1280	10	1290
33. Tracy Perry	296	1219	0	1219

VARSITY CAREER RECEIVING LEADERS

	NO.	YDS	AVG	TD
1. Jerry Butler	139	2223	16.0	11
2. Phil Rogers	106	1469	13.9	5
3. Perry Tuttle	98	1651	16.8	9
4. John McMakin	93	1255	13.5	12
5. Glenn Smith	88	1576	17.9	18
6. Charlie Waters	68	1166	17.4	4
7. Bennie Cunningham	64	1044	16.3	10
8. Joey Walters	59	963	16.3	6
9. Wayne Bell	54	883	16.3	6
10. Edgar McGee	50	614	12.2	4
11. Ray Yauger	45	328	7.3	7
12. Jack Jackson	43	578	13.4	0
13. Gary Barnes	39	619	15.9	6
14. Gordy Bengel	39	601	15.4	2
15. Joe Blalock	38	773	20.4	11
16. Eddis Freeman	37	654	17.7	7
17. Bill Mathis	35	602	17.3	7
18. Lou Fogle	35	439	12.5	1
19. George Usry	34	394	11.6	2
20. Sam Anderson	31	403	13.0	1
21. Harry Pavilack	30	448	14.9	1
22. Dennis Goss	29	501	17.3	1
23. Brad O'Neal	29	385	13.3	0
24. Craig Brantley	27	755	28.0	6
25. Jimmy Abrams	27	318	11.8	0
26. Ray Matthews	26	650	25.0	7

VARSITY PASS INTERCEPTIONS LEADERS

	NO	YDS	AVG	TD
1. Fred Knoebel	15	122	8.1	0
2. Eddie Geathers	12	114	9.5	0
3. Pete Cook	11	129	11.7	0
4. Ray Mathews	10	131	13.1	0
5. Bobby Gage	10	97	9.7	0
6. Steve Ryan	10	107	10.7	0
7. Rex Varn	10	275	27.5	2
8. Dennis Smith	9	102	11.3	1
9. Ben Anderson	9	76	8.4	0
10. Archie Baker	8	79	9.8	1
11. Peanut Martin	8	50	6.3	0
12. Bobby Johnson	7	73	10.4	1
13. Randy Scott	7	29	4.1	0
14. Don Kelley	6	178	29.7	1
15. Richie Luzzi	6	85	14.2	0
16. Dale Henry	6	74	12.3	0
17. Phil Marion	6	54	9.0	0
18. Bob Craig	6	39	6.5	0
19. Harry Pavilack	6	31	5.2	1
20. Kit Jackson	6	28	4.7	0
21. Jimmy Catoe	6	24	4.0	0
22. Larry Hefner	5	104	20.8	0
23. Frank Liberatore	5	86	17.2	0
24. Lynn Carson	5	65	13.0	0
25. Jackie Calvert	5	59	11.8	0
26. Wayne Page	5	35	7.0	0
27. Ronnie Smith	5	35	7.0	0
28. Butch Butler	5	31	6.2	0

VARSITY CAREER PUNT RETURN LEADERS

	NO	YDS	AVG	TD
1. Shad Bryant	65	779	12.0	1
2. Don Kelley	56	632	11.3	2
3. Willie Jordan	54	569	10.5	0
4. Streak Lawton	26	456	17.5	2
5. Richie Luzzi	56	441	7.9	1
6. Bobby Gage	39	439	11.3	1
7. Jackie Calvert	33	433	13.2	0
8. Hugh Mauldin	32	336	10.5	0
9. George Usry	35	336	9.6	0
10. Frank Libertore	29	325	11.2	2
11. Jeff Siepe	36	288	8.0	0
12. Jim Coleman	20	246	12.3	0
13. Don King	23	229	10.0	0
14. Bob Morgan	19	222	11.7	0
15. Harry Pavilack	20	206	10.3	0

VARSITY CAREER KICKOFF RETURN LEADERS

	NO	YDS	AVG	TD
1. Warren Ratchford	44	968	22.0	0
2. William Scott	36	723	20.1	0
3. John Shields	30	647	21.6	0
4. Buddy Gore	26	637	24.5	0
5. Willie Jordan	29	610	21.0	0
6. Jack Jackson	27	578	21.4	0
7. Bob Bosler	29	568	19.6	0
8. David Thomas	23	522	22.7	0
9. Jay Washington	25	514	20.6	0
10. Bobby Gage	21	491	23.4	1
11. Dennis Goss	21	461	22.0	0
12. Mack Matthews	23	458	19.9	0
13. Andy Headen	22	409	18.6	0
14. Joel Wells	19	390	20.5	0
15. Hal Davis	17	294	17.3	0

VARSITY CAREER SCORING LEADERS

	TD	PAT	FG	TOTAL
1. Obed Ariri	0	99x103	63x97	288
2. Lester Brown	32	0	0	192
3. Fred Cone	31	3x4	0	189
4. Ray Mathews	28	0	0	168
5. Ray Yauger	23	0	0	140
6. Eddie Seigler	0	44x46	30x60	134
7. Steve Fuller	22	1	0	134
8. Charlie Timmons	15	39	0	129
9. Bill Mathis	20	6	0	126
10. Glenn Smith	18	0	0	108
11. Joel Wells	17	0	0	102
12. Buddy Gore	16	0	0	96
13. Ron Scrudato	15	2	0	92
14. Smiley Sanders	15	0	0	90
15. Mac Folger	14	0	0	84
16. Jackie Calvert	14	0	0	84
17. Bill McGuirt	13	0	0	78
18. Lon Armstrong	0	53x59	7x15	74
19. Joe Pagliei	12	2x2	0	74
20. Frank Pearce	0	43x49	10x18	73
21. Charles Radcliff	0	72x96	0	72
22. Jackie Jackson	12	0	0	72
23. John McMakin	12	0	0	72
24. Bob Spooner	12	0	0	72
25. George Usry	11	4	0	70
26. Bobby Gage	11	1x1	0	67
27. Joe Blalock	11	0	0	66
27. Don King	10	6x11	0	66
29. Jack Miller	3	45	1	66
30. Ken Callicutt	11	0	0	66
31. Jerry Butler	11	0	0	66
32. Bob Burgess	0	50x57	5x16	65
33. Mike O'Cain	10	4	0	64
34. Buck George	10	0	0	60
35. Butch Butler	10	0	0	60
36. Sid Tinsley	10	0	0	60
37. Jim Shirley	10	0	0	60
38. Pat Crain	10	0	0	60
39. Hal Davis	10	0	0	60
40. Bennie Cunningham	10	0	0	60

VARSITY CAREER TOUCHDOWN RESPONSIBILITY LEADERS

	RUSH	PASS	OTHER*	TOTAL
1. Steve Fuller	22	22	0	44
2. Ray Mathews	20	11	8	39
3. Bobby Gage	8	24	3	35
4. Lester Brown	31	0	1	32
5. Fred Cone	30	0	1	31
6. Billy Hair	15	15	1	31
7. Harvey White	7	18	0	25
8. Don King	10	14	0	24
9. Ray Yaeger	16	1	7	24
10. Tommy Kendrick	0	24	0	24
11. Jackie Calvert	12	8	0	22
12. Mark Fellers	9	12	0	21

*—includes punt return, kickoff return, pass receiving, interception return, and fumble return.

SINGLE SEASON RUSHING LEADERS

	NO	YDS	AVG	TD
1. Buddy Gore '67	230	1045	4.5	8
2. Lester Brown '78	202	1022	5.1	17
3. Ray Yaeger '69	223	968	4.3	6
4. Fred Cone '50	184	845	4.6	14
5. Ken Callicutt	161	809	5.0	4
6. Joel Wells '56	174	803	4.6	8
7. Joel Wells '55	135	782	5.8	5
8. Buddy Gore '68	184	776	4.2	3
9. Wade Hughes '72	177	761	4.3	4
10. Ray Yaeger '68	149	760	5.1	6
11. Buddy Gore '66	186	750	4.0	4
12. Marvin Sims '79	158	743	4.7	1
13. Ray Mathews	118	758	6.0	7
14. Ray Yaeger '70	183	711	3.9	4
15. Billy Hair '51	160	698	4.4	6

SINGLE SEASON PASSING LEADERS

	ATT	COMP	INT	PCT	YDS	TD
1. Steve Fuller '77	205	106	8	51.7	1655	8
2. Steve Fuller '78	187	101	4	54.0	1515	7
3. Jimmy Addison '66	186	103	14	55.4	1491	10
4. Tommy Kendrick '69	227	107	20	47.1	1457	10
5. Tommy Kendrick '70	267	133	10	49.8	1407	8
6. Ken Pengitore '73	188	82	8	43.6	1370	8
7. Homer Jordan '80	172	85	8	49.4	1311	4
8. Billy Lott '79	174	90	7	51.7	1184	4
9. Tommy Kendrick '71	152	64	12	42.1	1040	6
10. Thomas Ray '65	175	74	12	42.3	1019	4
11. Billy Ammons '68	162	74	14	45.7	1006	5
12. Billy Hair '51	164	67	12	40.9	1004	8
13. Bobby Gage '47	109	47	13	43.1	1002	10
14. Jimmy Addison '67	174	82	10	47.1	924	5
15. Harvey White '57	95	46	3	48.4	841	11

SINGLE SEASON TOTAL OFFENSE LEADERS

	RUSH	PASS	TOTAL
1. Steve Fuller '78	649	1515	2164
2. Steve Fuller '77	437	1655	2092
3. Ken Pengitore '73	571	1370	1941
4. Billy Hair '51	698	1004	1702
5. Homer Jordan '80	372	1331	1683
6. Billy Lott '79	385	1184	1569
7. Bobby Gage '47	502	1002	1504
8. Jimmy Addison '66	—246	1407	1120
9. Steve Fuller '76	503	385	1338
10. Tommy Kendrick '69	—122	1457	1335
11. Jackie Calvert '50	714	557	1271
12. Bobby Gage '48	343	887	1230
13. Mark Fellers '74	444	783	1227
14. Billy Hair '50	573	644	1217
15. Ray Mathews	728	487	1215
16. Thomas Ray '65	146	1019	1165
17. Tommy Kendrick '70	—2	1491	1489
18. Butch Butler '42	616	504	1120
19. Lowndes Shingler '60	274	790	1064
20. Buddy Gore '67	1045	0	1045
21. Ken Pengitore '72	209	831	1040
22. Harvey White '57	197	841	1038
23. Banks McFadden '39	445	581	1026

THE TIGER HONOR ROLL

(We have made an effort to tabulate a list of Clemson athletes who have made All-American, All-Southern Conference, All-South, All-South Atlantic, All-Atlantic Coast Conference, and any other honor of sectional or national importance. In our research the first mention of an All-Southern Conference team was made in 1902. Any additions or corrections to the below-listed names will be appreciated. All listings are first team unless otherwise designated.)

ALL-AMERICAN

- 1939—Banks McFadden, Back (consensus)
- 1940—Joe Blalock, End
- 1941—Joe Blalock, End
- 1945—Ralph Jenkins, Center (2nd)
- 1948—Bobby Gage, Safety
- 1950—Jackie Calvert, Safety
- 1952—Tom Barton, Guard (2nd)
- 1955—Joel Wells, Back (3rd)
- 1959—Lou Cordileone, Tackle
- 1966—Wayne Mass, Offensive Tackle
- 1967—Harry Olszewski, Offensive Guard (consensus)
- 1970—Dave Thompson, Offensive Guard
- 1974—Bennie Cunningham, Tight End (consensus)
- 1975—Bennie Cunningham, Tight End (consensus)
- 1977—Joe Bostic, Offensive Guard
- 1978—Joe Bostic, Offensive Guard
- 1978—Jerry Butler, Split End
- 1978—Steve Fuller, Quarterback (3rd)
- 1979—Jim Stuckey, Defensive Tackle (consensus)
- 1980—Obed Ariri, Placekicker (2nd)

ACADEMIC ALL-AMERICAN

- 1956—Charlie Bussey, Back (3rd)
- 1957—Harvey White, Back (2nd)
- 1959—Lou Cordileone, Tackle
- 1971—Don Kelley, End (2nd)
- 1971—Ben Anderson, Defensive Back (2nd)
- 1977—Steve Fuller, Quarterback (2nd)
- 1978—Steve Fuller, Quarterback

NATIONAL FOOTBALL FOUNDATION AND HALL OF FAME

These men have received the highest honor the game of football accords in their selection to the Hall of Fame located in New York, New York.

COACH

Jess Neely, Coach 1931-39 (Elected January 10, 1971)

PLAYER

Banks McFadden, Back 1939 (Elected February 18, 1959)

CITIZEN SAVINGS ATHLETIC FOUNDATION HALL OF FAME

Clemson representatives have received recognition from the Citizen Savings Foundation (formerly the Helms Athletic Foundation) which is located in Los Angeles, California.

PLAYER

Banks McFadden, Back 1937-38-39 (Elected 1969)

SPORTS INFORMATION DIRECTOR

Bob Bradley, 1954-Present (Elected 1972)
Joe Sherman, 1934-47 (Elected 1980)

SILVER ANNIVERSARY ALL-AMERICAN

Selected by Sports Illustrated Magazine honoring post
ful men who have played college football 25
Buck Priester, Halfback, Class of 1932 (Selected
ool)

NATION'S MOST VERSATILE ATHLETE

Banks McFadden, football, basketball, track

SWEDE NELSON SPORTSMANSHIP AWARD

Selected by the Boston Touchdown Club and awarded to the player who most exemplifies sportsmanship in college athletics for the United States.

1953 Don King, football

JIM WEAVER POST-GRADUATE SCHOLARSHIP

Presented by the Atlantic Coast Conference to a deserving scholar-athlete in memory of the late commissioner of the league.

1972—Ben Anderson, Defensive Back (Football)

1978—Steve Fuller, Quarterback (Football)

1979—Bobby Conrad, Guard (Basketball)

BRIAN PICCOLO AWARD

Presented by the Atlantic Coast Conference to the most courageous athlete in memory of the late Wake Forest and Chicago Bear halfback.

1978—Rex Varn, Defensive Back

1980—Jack Cain, Defensive Back

ACC PLAYER-OF-THE-YEAR

Presented annually by the Atlantic Coast Conference sportswriters to the outstanding player in the conference for that season.

1967—Buddy Gore, Tailback

1977—Steve Fuller, Quarterback

1978—Steve Fuller, Quarterback

ACC COACH-OF-THE-YEAR

Presented by the Atlantic Coast Conference Sportswriters Association to the outstanding coach in the conference that season.

1958—Frank Howard

1977—Charley Pell

1966—Frank Howard

1978—Charley Pell

1974—Jim Parker

ACC ROOKIE-OF-THE-YEAR

Presented by The Atlantic Coast Conference Sportswriters Association to the outstanding first-year player in the conference that season.

1979—Chuck McSwain

ATLANTA TOUCHDOWN CLUB AWARD

Given annually to the top back and lineman in the South by the members of the Atlanta Touchdown Club.

1977—Steve Fuller, Back

1979—Jim Stuckey, Tackle

JACOBS BLOCKING TROPHY (ACC)

Presented annually since 1954 by Dr. W. J. Jacobs of Clinton, S. C. to the outstanding blocker in the Atlantic Coast Conference, based on a poll of the sportswriters.

1959—Doug Cline, Fullback

1967—Harry Olszewski, Guard

1966—Wayne Mass, Tackle

1977—Joe Bostic, G

JACOBS BLOCKING TROPHY (STATE)

Presented annually by Dr. W. J. Jacobs of Clinton, S. C. to the outstanding blocker in the state of South Carolina, based on a poll of the sportswriters.

16. Thomas R.D. Padgett, BB

1948—Robert Martin, BB

17. Tommy Kennedy Salley, WB

1950—Dick Hendley, BB

18. Butch Butler Willis, FB

1955—Dick Marazza, T

19. Lowndes Shingler, FB

1957—Bill Thomas, C

20. Buddy Gore '67 Craig, BB

1959—Doug Cline, FB

21. Ken Pengitore '72 Abie, BB

1964—Billy Ward, HB

22. Harvey White '57 Abie, BB

1965—Bo Ruffner, FB

23. Banks McFadden '39 Abie, BB

1966—Wayne Mass, T
1967—Harry Olszewski, G
1968—Joe Lhotsky, T
1970—Dave Thompson, G

1973—Ken Peeples, G
1974—Ken Peeples, T
1977—Joe Bostic, G
1978—Joe Bostic, G

FRANK HOWARD AWARD

(For achievement bringing honor to Clemson)

1970 — Charlie Waters, Football
1971 — Jim Sursavage, Football
1972 — Ben Anderson, Football
1973 — Henry Abadi, Soccer
1974 — Bennie Cunningham, Football
1975 — Denny Walling, Baseball
1976 — Wayne Rollins, Basketball
1977 — Steve Fuller, Football
1978 — Steve Fuller and Jerry Butler, Football
1979 — Noel Loban, Wrestling
1980 — Obed Ariri, Football

SILVER ANNIVERSARY ACC TEAM

Selected by the Atlantic Coast Conference Sportswriters Association honoring the top players who have participated in the conference during the first 25 years.

Harry Olszewski, OG, 1965-66-67 (selected in 1977)

TEAGUE AWARD

Given annually and selected by the sportswriters in North Carolina and South Carolina to the Amateur Athlete of the Year in the two states.

1940—Banks McFadden

1950—Fred Cone

THE McKELVIN AWARD

Given annually to the Athlete-of-the-Year in the Southern Conference.

1947-48—Frank Gillespie (football, basketball, baseball)

EARL H. BLAIK FELLOWSHIP

A scholarship given annually, sponsored by the NCAA, to a deserving scholar-athlete in the memory of the legendary Army coach, Earl Blaik.

1964—Jimmy Bell, Quarterback

MEDICAL AWARDS FOUNDATION AWARD

Given in conjunction with the NCAA scholarship awards to a deserving scholar-athlete who is entering the medical profession.

1964—Jimmy Bell, Quarterback

ALGERNON SYDNEY SULLIVAN AWARD

Chosen in recognition of excellence in maintaining high ideals of living, his spiritual qualities, and his generous and disinterested service to others.

1956—Joe Bowen, End

1970—Jim Sursavage, Linebacker

NCAA TOP FIVE AWARD

Given by the NCAA to the nation's top five outstanding senior student-athletes of the preceding calendar year.

1979—Steve Fuller — Football

NCAA POST-GRADUATE SCHOLARSHIP

Given to a deserving scholar-athlete who is entering post graduate work in conjunction with the NCAA scholarship fund.

1964—Jimmy Bell, Quarterback (Medical School)

1967—Jimmy Addison, Quarterback (Law School)

1972—Ben Anderson, Defensive Back (Law School)

1979—Steve Fuller, Quarterback (Law School)

NATIONAL FOOTBALL FOUNDATION AND HALL OF FAME SCHOLAR ATHLETE AWARD

Given in recognition of excellence in football and in academics and carries a stipend of \$1,000 for post graduate work.

1978—Steve Fuller, Quarterback (Law School)

ROBERT A. BOWEN SCHOLARSHIP

(Given in honor of Robert Bowen to a Clemson student who has made an outstanding contribution to the Tiger football program and has excelled in his academic performance at the University.)

1968—Rick Gilstrap, TB
1970—Jim Sursavage, LB
1970—John McMakin, TE
1971—John McMakin, TE
1975—Gary Alexander, OT

1975—Kevin Kreis, C
1976—Mike O'Cain, QB
1976—Gary Webb, DB
1976—Jimmy Weeks, OT

R. F. POOLE AWARD

(Recognition of best Clemson offensive and defensive players in Clemson-South Carolina game)

1971 — Tommy Kendrick and Larry Hefner
1972 — Heidi Davis and Jim Williamson
1973 — Smiley Sanders and Mike Buckner
1974 — Ken Callicutt and Willie Anderson
1975 — Harold Goggins and G. G. Galloway
1976 — Tracy Perry and Rex Varn
1977 — Steve Fuller and Roy Eppes
1978 — Lester Brown and Bubba Brown
1979 — Obed Ariri & Jim Stuckey
1980 — Homer Jordan & Willie Underwood

HAMILTON AWARD

(Presented to Most Valuable)

1970 — Ray Yaeger, TB	1975 — Craig Brantley, SR
1971 — Larry Hefner, LB	1977 — Steve Fuller, QB
1972 — Wade Hughes, TB	1978 — Steve Fuller, QB
1973 — Ken Pengitore, QB	1979 — Bubba Brown, LB
1974 — Mark Fellers, QB	1979 — Billy Lott, QB
1976 — Mike O'Cain, QB	1980 — Obed Ariri, PK

RENWICK-FLANDERS AWARD

(Presented to Most Improved Player)

1973 — Curt Buttermore, OG	1977 — Steve Ryan, FS
1974 — Mark Fellers, QB	1978 — Lester Brown, TB
1975 — Jimmy Weeks, OT	1979 — Jeff Davis, LB
1976 — Bubba Brown, LB	1980 — Lee Nanney, OT

FRANK JERVEY FOURTH QUARTER AWARD

(Presented for outstanding achievement in off-season drills and spring practice)

1971 — Henry Walters	1977 — Mark Heniford
1972 — Wade Hughes	1978 — Harold Goggins
1973 — Ken Peeples	1979 — Charlie Bauman
1974 — Travers Webb	1980 — Jeff Davis, LB
1975 — Jerome Hill	
1976 — Jeff Mills	

ALL-SOUTHERN (1902-1953)

1902—Hope Sadler, E	1913—W. A. Schilletter, T
1902—John Maxwell, QB	1917—Mutt Gee, C
1903—Vet Sitton, E	1919—L. M. Lightsey, G
1903—O. L. Derrick, G	1919—R. C. Potts, G
1903—John Maxwell, QB	1919—Stumpy Banks, B
1903—Jock Hanvey, FB	1920—L. M. Lightsey, G
1904—O. L. Derrick, T	1922—L. M. Lightsey, T
1905—O. L. Derrick, T	1928—O. K. Pressley, C
1905—Fritz Furtick, HB	1929—Goat McMillan, TB

1935—Tom Brown, T
 1935—Clarence Inabinet, G
 1937—Charlie Woods, C
 1937—Bob Bailey, B
 1938—Gus Goins, E
 1938—Don Willis, B
 1939—Joe Blalock, E
 1939—George Fritts, T
 1939—Banks McFadden, B
 1939—Shad Bryant, B
 1940—Joe Blalock, E
 1940—George Fritts, T
 1940—Charlie Timmons, B
 1941—Joe Blalock, E

1941—George Fritts, T
 1941—Charlie Timmons, B
 1942—Chip Clark, E
 1944—Ralph Jenkins, C
 1945—Ralph Jenkins, C
 1945—Bob Turner, T
 1948—Frank Gillespie, G
 1948—Bobby Gage, B
 1949—Ray Matthews, B
 1950—Glenn Smith, E
 1950—Fred Cone, B
 1951—Glenn Smith, E
 1951—Billy Hair, B
 1952—Billy Hair, B

ALL-SOUTH

1937—Charlie Woods, C
 1937—Don Willis, B
 1938—Gus Goins, E
 1938—Don Willis, B
 1939—George Fritts, T
 1939—Bob Sharpe, C

1939—Banks McFadden, B
 1948—Bobby Gage, B
 1950—Windy Wyndham, LB
 1950—Bob Patton, T
 1952—Tom Barton, G

ALL-SOUTH ATLANTIC

1934—Randy Hinson, B
 1930—Red Fordham, C
 1930—Bob Jones, E

1935—Clarence Inabinet, G
 1936—Mac Folger, B

ACADEMIC ALL-ACC

1954—Billy O'Dell, B
 1955—Charlie Bussey, B
 1956—Charlie Bussey, B
 1957—Charlie Horne, B
 1957—Harvey White, B
 1958—Doug Cline, B
 1958—Jim Padgett, T
 1958—Harvey White, B
 1959—Lou Cordileone, T
 1960—Lowndes Shingler, B
 1961—Tommy King, E
 1962—Oscar Thorsland, E
 1963—Jim Parker, QB
 1963—Tracy Childers, G
 1964—Jimmy Bell, QB
 1964—Richard Cooper, G
 1965—Frank Pearce, K
 1966—Edgar McGee, OE
 1966—Wayne Mass, OT
 1966—Jimmy Addison, QB
 1966—Floyd Rogers, DT
 1967—Jimmy Addison, QB
 1969—Don Kelley, DB
 1969—Rick Medlin, FB

1969—Jim Sursavage, OE
 1970—Jim Sursavage, LB
 1971—Ben Anderson, DB
 1971—Bobby Johnson, DB
 1971—Don Kelley, OE
 1972—Ben Anderson, DB
 1972—Karl Andreas, TE
 1972—Bobby Johnson, DB
 1970—Ben Anderson, DB
 1970—Don Kelley, DB
 1973—Art Brisacher, OG
 1973—Jeff Stocks, DE
 1973—Karl Andreas, TE
 1974—Maret Cobb, C
 1974—Mark Fellers, QB
 1975—Mark Lee, DB
 1976—Steve Fuller, QB
 1976—Jimmy Weeks, OT
 1977—Steve Fuller, QB
 1977—Rick Weddington, FLK
 1977—Jimmy Wells, OG
 1978—Steve Fuller, QB
 1978—Matt Smith, DE

ALL-ATLANTIC COAST

1953—Dreher Gaskin, E
 1954—Clyde White, T
 1954—Scott Jackson, E
 1955—Joel Wells, B
 1956—John Grdijan, G
 1956—Charlie Bussey, B
 1956—Joel Wells, B
 1957—John Grdijan, G
 1957—Harvey White, B
 1958—Ray Masneri, E
 1958—Bill Thomas, C
 1958—Jim Padgett, T
 1959—Gary Barnes, E

1959—Doug Cline, FB
 1959—Lou Cordileone, T
 1959—Bill Mathis, HB
 1959—Harold Olson, T
 1959—Paul Snyder, C
 1960—Lowndes Shingler, QB
 1961—Tommy King, E
 1962—Don Chuy, T
 1963—Ted Bunton, C
 1963—Billy Weaver, G
 1963—Pat Crain, FB
 1965—Butch Sursavage, DE
 1965—Johnny Boyette, OT

1965—Bill Hecht, LB	1974—Bennie Cunningham, TE
1965—Hugh Mauldin, TB	1974—Jim Ness, DB
1966—Jimmy Addison, QB	1974—Ken Peeples, OT
1966—Wayne Mass, OT	1975—Bennie Cunningham, TE
1966—Harry Olszewski, OG	1977—Joe Bostic, OG
1966—Wayne Page, DB	1977—Jonathan Brooks, DE
1966—Butch Sursavage, DE	1977—Lacy Brumley, OT
1967—Jimmy Catoe, LB	1977—Jerry Butler, SE
1967—Ronnie Ducworth, DE	1977—Steve Fuller, QB
1967—Buddy Gore, TB	1977—Steve Ryan, DB
1967—Frank Liberatore, DB	1977—Randy Scott, LB
1967—Wayne Mass, OT	1978—Joe Bostic, OG
1967—Harry Olszewski, OG	1978—Jonathan Brooks, DE
1968—Joe Lhotsky, OT	1978—Bubba Brown, LB
1968—Buddy Gore, TB	1978—Lester Brown, TB
1968—Ronnie Ducworth, DE	1978—Jerry Butler, SE
1968—John Cagle, DT	1978—Steve Fuller, QB
1968—Jimmy Catoe, LB	1978—Steve Kenney, OT
1969—Charlie Waters, OE	1978—Steve Ryan, DB
1969—Ray Yaeger, TB	1978—Randy Scott, LB
1969—Ivan Southerland, DE	1978—Jim Stuckey, DT
1970—Dave Thompson, OG	1979—Jeff Bostic, OG
1970—Don Kelley, DB	1979—Bubba Brown, LB
1971—Wayne Baker, DE	1979—Steve Durham, DT
1971—Larry Hefner, LB	1979—David Sims, P
1971—John McMakin, TE	1979—Jim Stuckey, DT
1972—Frank Wirth, DT	1979—Rex Varn, DE
1973—Ken Pengitore, QB	1980—Obed Ariri, PK
1973—Peanut Martin, DB	1980—Lee Nanney, OG
1973—Ken Peeples, OG	1980—Perry Tuttle, FLK
1974—Willie Anderson, MG	

TIGERS IN ALL-STAR ACTION

AMERICAN BOWL GAME

(Tampa, Fla.)

1972—Don Kelley, DB

BLUE-GRAY GAME

(Montgomery, Ala.)

1939—Charlie Woods, L	1959—Harold Olson, L
1939—Don Willis, B	1959—Bill Mathis, B
1941—George Fritts, L	1966—Mike Facciolo, L
1941—Joe Blalock, L	1966—Phil Marion, B
1944—Sid Tinsley, B	1970—Jack Anderson, Flk
1946—Ralph Jenkins, L	1970—Dave Thompson, L
1949—John Poulos, L	1970—Ray Yaeger, RB
1949—Gene Moore, L	1971—Don Kelley, SE
1953—Dreher Gaskin, L	1971—Larry Hefner, LB
1954—Clyde White, L	1971—Jim Dorn, OL
1954—Scott Jackson, L	1972—Wade Hughes, RB
1955—Wingo Avery, L	1972—Rick Harrell, C
1957—John Grdijan, L	1974—Ken Peeples, OL
1957—Dick DeSimone, L	1980—Obed Ariri, PK
1959—Harvey White, B	1980—Steve Durham, DT
1959—Paul Snyder, L	1980—Willie Underwood, DB

SENIOR BOWL

(Mobile, Ala.)

1950—Gene Moore, C	1968—Harry Olszewski, OG
1952—Glenn Smith, E	1971—Dave Thompson, C
1954—Dreher Gaskin, E	1979—Jonathan Brooks, DE
1957—Billy Hudson, OT	1979—Jerry Butler, SE
1957—Joel Wells, B	1979—Steve Fuller, QB
1960—Bill Mathis, B	1980—Jim Stuckey, DT
1962—Ronnie Osborne, T	

HULA BOWL

(Honolulu, Hi.)

1960—Lou Cordileone, T	1976—Bennie Cunningham, TE
1962—Gary Barnes, OE	1979—Joe Bostic, OG
1968—Wayne Mass, OT	1980—Jim Stuckey, DT
1969—Wayne Mulligan, C	1981—Steve Durham, DT

EAST-WEST GAME

(San Francisco, Cal.)

1960—Lou Cordileone, T	1967—Harry Olszewski, OG
1960—Lowndes Shingler, B	1968—Wayne Mulligan, C
1961—Gary Barnes, OE	1971—John McMakin, TE
1962—Don Chuy, T	1975—Bennie Cunningham, TE
1967—Wayne Mass, OT	1979—Steve Fuller, QB

JAPAN BOWL

(Tokyo, Japan)

1975—Bennie Cunningham, TE	1980—Jeff Bostic, C
----------------------------	---------------------

COLLEGE ALL-STAR GAME

(Chicago, Ill.)

1940—Banks McFadden, HB	1960—Lou Cordileone, T
1953—Tom Barton, G	1963—Don Chuy, T
1954—Dreher Gaskin, E	1970—Charlie Waters, DB
1954—Nathan Gressette, T	1975—Bennie Cunningham, TE

COACHES ALL-AMERICA GAME

(Lubbock, Texas)

1968—Harry Olszewski, OG	1972—John McMakin, TE
1970—Charlie Waters, DB	1976—Don Testerman, RB

NORTH-SOUTH SHRINE GAME

(Miami, Fla.)

1954—Buck George, HB	1963—Jack Aaron, T
1955—B. C. Inabinet, T	1963—Billy Weaver, G
1961—Calvin West, G	1968—Jimmy Catoe, LB
1961—Ronnie Osbourne, T	1968—John Cagle, T
1961—Tommy King, E	

CAN-AM GAME

(Tampa, Fla.)

1978—Ken Callicutt, RB	1979—Jonathan Brooks, DE
------------------------	--------------------------



Butler



Fuller



Stuckey

YEAR-BY-YEAR LEADERS

CLEMSON'S RUSHING LEADERS

Year	Name & Position	Att.	Gain	Avg.
1935	JOE BERRY, TB	99	457	4.5
1936	MAC FOLGER, FB	144	522	3.6
1937	DON WILLIS, FB	99	329	3.3
1938	DON WILLIS, FB	103	483	4.7
1939	CHARLIE TIMMONS, FB	146	556	3.8
1940	CHIPPY MANESS, RB	86	472	5.4
1941	CHARLIE TIMMONS, FB	149	635	4.3
1942	MARION BUTLER, TB	145	616	4.2
1943	JAMES WHITMIRE, WB	72	376	5.2
1944	SID TINSLEY, WB	126	479	3.8
1945	DEWEY QUINN, FB	89	392	4.4
1946	BOBBY GAGE, TB	58	264	4.5
1947	BOBBY GAGE, TB	114	502	4.4
1948	RAY MATHEWS, WB	113	646	5.7
1949	RAY MATHEWS, WB	118	728	6.0
1950	FRED CONE, FB	184	845	4.6
1951	BILLY HAIR, TB	160	698	4.4
1952	RED WHITTEN, FB	115	445	4.0
1953	DON KING, QB	79	243	3.1
1954	JOEL WELLS, HB	74	352	4.8
1955	JOEL WELLS, HB	135	732	5.8
1956	JOEL WELLS, HB	174	803	4.6
1957	BOB SPOONER, FB	88	358	4.1
1958	DOUG CLINE, FB	103	450	4.3
1959	DOUG CLINE, FB	119	482	4.1
1960	BILL McGUIRT, FB	99	320	3.2
1961	RON SCRUDATO, FB	99	341	3.4
1962	PAT CRAIN, FB	94	348	3.7
1963	PAT CRAIN, FB	137	513	3.7
1964	HAL DAVIS, HB	87	533	6.1
1965	HUGH MAULDIN, TB	194	664	3.4
1966	BUDDY GORE, TB	186	750	4.0
1967	BUDDY GORE, TB	230	1045	4.5
1968	BUDDY GORE, TB	184	776	4.2
1969	RAY YAUGER, TB	223	968	4.3
1970	RAY YAUGER, TB	183	711	3.9
1971	RICK GILSTRAP, TB	144	514	3.6
1972	WADE HUGHES, FB	177	761	4.3
1973	SMILEY SANDERS, TB	113	627	5.5
1974	KEN CALLICUTT, TB	161	809	5.0
1975	KEN CALLICUTT, TB	145	572	3.9
1976	WARREN RATCHFORD, HB	119	676	5.7
1977	WARREN RATCHFORD, HB	118	616	5.2
1978	LESTER BROWN, TB	202	1022	5.1
1979	MARVIN SIMS, FB	158	743	4.7
1980	CHUCK McSWAIN, TB	114	544	4.8

CLEMSON'S PASSING LEADERS

Year	Name & Position	Att.	Comp.	Int.	Yards
1935	JOE BERRY, TB	72	42	7	422
1936	JOE BERRY, TB	99	32	10	434
1937	BOB BAILEY, TB	88	35	14	579
1938	BOB BAILEY, TB	35	18	3	272
1939	BANKS McFADDEN, TB	70	31	6	581
1940	CHIPPY MANESS, TB	61	19	5	388
1941	"BOOTY" PAYNE, TB	90	35	4	582
1942	MARION BUTLER, TB	90	38	9	504
1943	MARION BUTLER, TB	34	12	1	166
1944	SID TINSLEY, TB	51	11	9	248
1945	MARION BUTLER, TB	45	11	6	239
1946	DUTCH LEVERMAN, TB	62	26	7	501
1947	BOBBY GAGE, TB	109	47	13	1002
1948	BOBBY GAGE, TB	105	42	10	799
1949	RAY MATHEWS, WB	72	24	6	487
1950	BILLY HAIR, TB	71	29	6	644

Year	Name & Position	Att.	Comp.	Int.	Yards
1951	BILLY HAIR, TB	164	67	12	1004
1952	DON KING, TB	69	23	10	317
1953	DON KING, QB	98	46	11	706
1954	DON KING, QB	72	32	9	468
1955	DON KING, QB	79	33	8	586
1956	CHARLIE BUSSEY, QB	68	26	5	330
1957	HARVEY WHITE, QB	95	46	3	841
1958	HARVEY WHITE, QB	87	43	5	492
1959	HARVEY WHITE, QB	107	56	4	770
1960	LOWNDES				
	SHINGLER, QB	145	61	8	790
1961	JIM PARKER, QB	98	46	9	735
1962	JIM PARKER, QB	67	30	7	431
1963	JIM PARKER, QB	117	52	8	728
1964	THOMAS RAY, QB	59	21	5	253
1965	THOMAS RAY, QB	175	74	12	1019
1966	JIMMY ADDISON, QB	186	103	14	1491
1967	JIMMY ADDISON, QB	174	82	10	924
1968	BILLY AMMONS, QB	162	74	14	1006
1969	TOMMY KENDRICK, QB	227	107	20	1457
1970	TOMMY KENDRICK, QB	267	133	10	1407
1971	TOMMY KENDRICK, QB	152	64	12	1040
1972	KEN PENGITORE, QB	131	55	8	831
1973	KEN PENGITORE, QB	188	82	8	1370
1974	MARK FELLERS, QB	92	42	5	783
1975	WILLIE JORDAN, QB	73	40	1	728
1976	STEVE FULLER, QB	116	58	6	835
1977	STEVE FULLER, QB	205	106	8	1655
1978	STEVE FULLER, QB	187	101	4	1515
1979	BILLY LOTT, QB	174	90	7	1184
1980	HOMER JORDAN, QB	172	85	8	1311

CLEMSON'S SCORING LEADERS

Year	Name & Position	TDS	FG	PAT	TOTAL
1927	BOB McCARLEY, FB	5	0	1	31
1928	O. D. PADGETT, WB	7	0	0	42
1929	GOAT McMILLAN, TB	9	0	0	54
1930	MAXCY WELCH, TB	10	0	4	64
1931	J. M. LAMBERT, WB	1	0	0	6
	E. R. PATTERSON, E	1	0	0	6
	FRED HOOK, FB	1	0	0	6
1932	HENRY WOODWARD, TB	5	0	0	30
1933	GENE WILLIMON, TB	2	0	0	12
	BILL DILLARD, BB	2	0	0	12
1934	RANDY HINSON, TB	3	0	0	18
1935	MAC FOLGER, FB	6	0	0	36
1936	MAC FOLGER, FB	8	0	0	48
1937	RED PEARSON, BB	3	1	8	29
1938	BANKS McFADDEN, TB	5	0	0	30
	SHAD BRYANT, WB	5	0	0	30
1939	SHAD BRYANT, WB	4	0	8	32
1940	AUBREY RION, WB	4	0	4	28
1941	CHARLIE TIMMONS, FB	9	0	23	77
1942	MARION BUTLER, TB	6	0	0	36
1943	JAMES WHITMIRE, TB	4	0	0	24
1944	BILL ROGERS, FB	6	0	1	37
1945	JIM REYNOLDS, FB	5	0	0	30
	MARION BUTLER, TB	5	0	0	30
1946	DUTCH LEVERMAN, TB	4	0	0	24
	CHIP CLARK, LE	4	0	0	24
1947	JIM REYNOLDS, WB	8	0	0	48
1948	RAY MATHEWS, WB	13	0	0	78
1949	FRED CONE, FB	9	0	1	55
1950	FRED CONE, FB	15	0	2	92
1951	GLENN SMITH, LE	7	0	0	42
1952	DON KING, TB	3	0	0	18
	BILLY HAIR, TB	3	0	0	18
	RED WHITTEN, FB	3	0	0	18
	BUCK GEORGE, WB	3	0	0	18

Year	Name & Position	TDS	FG	PAT	TOTAL
1953	DREHER GASKIN, LE	5	0	0	30
1954	JIM COLEMAN, HB	5	0	1	31
1955	JOE PAGLIEI, HB	7	0	1	43
1956	JOEL WELLS, HB	8	0	0	48
1957	BOB SPOONER, FB	5	0	0	30
	BILL MATHIS, HB	5	0	0	30
1958	HARVEY WHITE, QB	5	0	0	30
1959	BILL MATHIS, HB	11	0	4	70
1960	BILL McGUIRT, FB	9	0	0	54
1961	RON SCRUDATO, FB	8	0	0	48
1962	RODNEY ROGERS, Kicker	0	7	13	34
1963	FRANK PEARCE, Kicker	0	4	21	33
1964	HAL DAVIS, HB	5	0	0	30
1965	HUGH MAULDIN, TB	4	0	0	24
	THOMAS RAY, QB	4	0	0	24
1966	JACKY JACKSON, TB	8	0	0	48
1967	BUDDY GORE, TB	9	0	0	54
1968	RAY YAUGER, TB	7	0	0	42
1969	RAY YAUGER, TB	11	0	1	68
1970	EDDIE SEIGLER, Kicker	0	8	16	40
1971	EDDIE SEIGLER, Kicker	0	11	14	47
1972	EDDIE SEIGLER, Kicker	0	11	14	47
1973	SMILEY SANDERS, TB	10	0	0	60
1974	MARK FELLERS, QB	9	0	0	54
1975	WILLIE JORDAN, QB-PK	2	5	14	41
1976	STEVE FULLER, QB	6	0	0	36
1977	LESTER BROWN, HB	9	0	0	54
1978	LESTER BROWN, TB	17	0	0	102
1979	OBED ARIRI, PK	0	16	14	62
1980	OBED ARIRI, PK	0	23	18	87

CLEMSON'S 15 LARGEST CROWDS

Attendance	Season	Opponent	Site	Score
82,000	1958	Louisiana State	Sugar Bowl	0-7
78,161	1976	Tennessee	Knoxville	19-21
72,552	1956	Colorado	Orange Bowl	21-27
72,289	1977	Pittsburgh	Gator Bowl	3-34
72,011	1978	Ohio State	Gator Bowl	17-15
66,334	1974	Tennessee	Knoxville	28-29
65,000	1950	Miami, (Fla.)	Orange Bowl	15-14
64,558	1980	Virginia Tech	Clemson	13-10
64,200	1980	South Carolina	Clemson	27-6
63,050	1978	South Carolina	Clemson	41-23
62,573	1979	Georgia	Clemson	12-7
62,310	1979	Virginia	Clemson	17-7
62,034	1963	Oklahoma	Norman	14-31
62,288	1980	North Carolina	Clemson	19-24
61,826	1972	Oklahoma	Norman	3-52

10 LARGEST HOME CROWDS

Attendance	Season	Opponent	Date	Score
64,558	1980	Virginia Tech	Oct. 4	13-10
64,200	1980	South Carolina	Nov. 22	27-6
63,050	1978	South Carolina	Nov. 25	41-23
62,573	1979	Georgia	Sept. 22	12-7
62,310	1979	Virginia	Oct. 6	17-7
62,288	1980	North Carolina	Nov. 8	19-24
61,412	1979	N. C. State	Oct. 27	13-16
60,361	1980	Rice	Sept. 13	19-3
59,873	1980	Duke	Oct. 18	17-34
59,205	1979	Wake Forest	Nov. 3	31-0

Through The Years . . .

YEAR	W	L	T	CU PTS	OPP PTS	CAPTAIN	COACH
1896	2	1	0	36	18	R. G. Hamilton	W. M. Riggs
1897	2	2	0	28	58	W. T. Brock	W. M. Williams
1898	3	1	0	110	20	A. B. Shealy	J. A. Penton
1899	4	2	0	109	40	J. N. Walker	W. M. Riggs
1900	6	0	0	222	10	J. N. Walker	John W. Heisman
1901	3	1	1	190	38	Claude Douthit	John W. Heisman
1902	6	1	0	152	22	Hope Sadler	John W. Heisman
1903	4	1	1	167	22	Hope Sadler	John W. Heisman
1904	3	3	1	50	45	Joe B. Holland	A. B. Shealy
1905	3	2	1	81	63	O. L. Derrick	E. B. Cochems
1906	4	0	3	38	4	Fritz Furtick	Bob Williams
1907	4	4	0	67	45	J. M. McLaurin	Frank Shaughnessy
1908	1	6	0	26	102	Stricker Coles	J. N. Stone
1909	6	3	0	93	43	C. M. Robbs	Bob Williams
1910	4	3	1	106	54	W. H. Hankel	Frank Dobson
1911	3	5	0	71	110	Paul Bissell	Frank Dobson
1912	4	4	0	179	126	W. B. Britt	Frank Dobson
1913	4	4	0	112	98	A. P. Gandy	Bob Williams
1914	5	3	1	167	123	W. A. Schilletter	Bob Williams
1915	2	4	2	118	48	W. K. McGill	Bob Williams
1916	3	6	0	81	146	S. S. Major	Wayne Hart
1917	6	2	0	183	64	F. L. Witsell	E. A. Donahue
1918	5	2	0	199	101	Stumpy Banks	E. A. Donahue
1919	6	2	2	151	55	Stumpy Banks	E. A. Donahue
1920	4	6	1	99	147	Boo Armstrong	E. A. Donahue
1921	1	6	2	55	187	J. H. Spearman	E. J. "Doc" Stewart
1922	5	4	0	170	109	E. H. Emanuel	E. J. "Doc" Stewart
1923	5	2	1	91	65	Butch Holohan	Bud Saunders
1924	2	6	0	80	96	Charlie Robinson	Bud Saunders
1925	1	7	0	18	160	G. I. Finklea	Bud Saunders
1926	2	7	0	20	169	B. C. Harvey	Bud Saunders
							Cul Richards
							Bob Williams
1927	5	3	1	74	84	Bud Eskew	Josh Cody
1928	8	3	0	192	77	O. K. Pressley	Josh Cody
1929	8	3	0	236	110	O. D. Padgett	Josh Cody
1930	8	2	0	239	82	Johnnie Justus	Josh Cody
1931	1	6	2	19	164	A. D. Fordham	Jess Neely
1932	3	5	1	89	111	Bob Miller	Jess Neely
1933	3	6	2	50	98	John Heinemann	Jess Neely
1934	5	4	0	89	85	Henry Woodward	Jess Neely
1935	6	3	0	147	99	Henry Shore	Jess Neely
1936	5	5	0	98	95	Net Berry	Jess Neely
1937	4	4	1	128	64	H. D. Lewis	Jess Neely
1938	7	1	1	145	56	Charlie Woods	Jess Neely
1939	9	1	0	165	45	Joe Payne	Jess Neely
1940	6	2	1	182	73	Red Sharpe	Frank Howard
1941	7	2	0	233	90	Wade Padgett	Frank Howard
1942	3	6	1	100	138	Charlie Wright	Frank Howard
1943	2	6	0	94	185	Ralph Jenkins	Frank Howard
1944	4	5	0	165	179	Ralph Jenkins	Frank Howard
1945	6	3	1	211	73	Ralph Jenkins	Frank Howard
1946	4	5	0	147	174	Chip Clark	Frank Howard
1947	4	5	0	206	146	Cary Cox	Frank Howard
1948	11	0	0	274	76	Bob Martin	Frank Howard
						Phil Prince	
1949	4	4	2	232	216	Gene Moore	Frank Howard
1950	9	0	1	344	76	Fred Cone	Frank Howard
1951	7	3	0	196	97	Bob Patton	Frank Howard
1952	2	6	1	112	157	George Rodgers	Frank Howard
1953	3	5	1	139	172	Dreher Gaskins	Frank Howard
						Nathan Gressette	
1954	5	5	0	193	121	Clyde White	Frank Howard
						Buck George	
						Scott Jackson	
						Mark Kane	
1955	7	3	0	206	144	Don King	Frank Howard
1956	7	2	2	167	101	Charlie Bussey	Frank Howard
1957	7	3	0	216	78	John Grdijan	Frank Howard
						Leon Kaltenbach	
1958	8	3	0	169	138	Bill Thomas	Frank Howard
1959	9	2	0	285	103	Paul Snyder	Frank Howard
						Harvey White	
1960	6	4	0	197	125	Lowndes Shingler	Frank Howard
						Dave Lynn	
1961	5	5	0	199	126	Ron Andreo	Frank Howard
						Calvin West	
1963	5	4	1	181	140	Tracy Childers	Frank Howard

YEAR	W	L	T	CU PTS	OPP PTS	CAPTAIN	COACH
1962	6	4	0	168	130	Dave Hynes	Frank Howard
1964	3	7	0	105	135	Ted Bunton	Frank Howard
						Johnny Boyette	
1965	5	5	0	117	137	Bill Hecht	Frank Howard
						Floyd Rogers	
1966	6	4	0	174	177	Mike Facciolo	Frank Howard
1967	6	4	0	166	128	Jimmy Addison	Frank Howard
						Frank Liberatore	
1968	4	5	1	184	179	Billy Ammons	Frank Howard
						Ronnie Ducworth	
						Jimmy Catoe	
1969	4	6	0	178	250	Charlie Tolley	Frank Howard
						Ivan Southerland	
1970	3	8	0	164	313	B. B. Elvington	Hootie Ingram
						Jim Sursavage	
						Ray Yauger	
1971	5	6	0	155	202	Larry Hefner	Hootie Ingram
						John McMakin	
1972	4	7	0	143	245	Wade Hughes	Hootie Ingram
						Buddy King	
						Frank Wirth	
1973	5	6	0	231	263	Mike Buckner	Red Parker
						Ken Pengitore	
1974	7	4	0	246	250	Willie Anderson	Red Parker
						Mark Fellers	
						Jim Ness	
						Ken Peebles	
1975	2	9	0	177	381	Bennie Cunningham	Red Parker
						Neal Jetton	
						Dennis Smith	
						Jimmy Williamson	
1976	3	6	2	172	237	Malcolm Marler	Red Parker
						Mike O'Cain	
						Randy Scott	
						Joey Walters	
1977	8	3	1	228	163	Steve Fuller	Charley Pell
						Randy Scott	
						Steve Godfrey	
1978	11	1	0	368	131	Steve Fuller	Charley Pell
						Randy Scott	
1979	8	4	0	205	116	Billy Lott	
						Bubba Brown	Danny Ford
1980	6	5	0	217	222	Lee Nanney	
						Willie Underwood	Danny Ford

AGAINST ALL COMPETITION

Opponent	Played	Won	Lost	Tied	Pts.	Opp.
Alabama	14	3	11	0	117	356
Army	1	0	1	0	6	21
Auburn	44	11	31	2	356	867
Baylor	1	0	1	0	18	24
Bingham	1	1	0	0	55	0
Boston College	12	7	4	1	245	188
Camp Gordon	4	4	0	0	72	0
Camp Hancock	1	0	1	0	13	66
Camp Sevier	1	1	0	0	65	0
Centre	3	0	3	0	7	63
Charlotte "Y"	1	1	0	0	10	0
Citadel	33	27	5	1	592	128
Col. of Pacific	1	0	1	0	7	21
Colorado	1	0	1	0	21	27
Cumberland	1	0	0	1	11	11
Davidson	20	11	5	4	239	125
Duke	25	12	12	1	357	395
Duquesne	4	4	0	0	162	53
Elon	1	1	0	0	60	0
Erskine	8	7	1	0	242	19
Florida	13	3	9	1	161	313
Florida State	3	1	2	0	35	93
Fordham	1	0	0	1	12	12
Furman	48	34	10	4	1089	375
Geo. Washington	5	3	1	1	59	13
Georgia	49	13	33	3	483	877

Opponent	Played	Won	Lost	Tied	Pts.	Opp.
Georgia Pre-Flight	1	0	1	0	6	32
Georgia Tech	47	11	34	2	555	996
Guilford	1	1	0	0	122	0
Howard	3	3	0	0	98	0
Jacksonville NAS	1	0	1	0	6	24
Kentucky	7	1	6	0	56	117
Louisiana State	1	0	1	0	0	7
Maryland	29	11	17	1	383	515
Maryville	1	1	0	0	35	0
Mercer	7	4	3	0	125	49
Miami (Fla.)	5	1	4	0	28	95
Mississippi	2	0	2	0	7	39
Mississippi State	2	1	0	1	28	14
Missouri	2	2	0	0	58	23
Navy	1	1	0	0	15	7
Newberry	6	6	0	0	288	7
North Carolina	29	16	12	1	517	510
N. C. State	49	30	18	1	657	517
Notre Dame	2	1	1	0	33	31
Oglethorpe	1	0	1	0	0	12
Ohio State	1	1	0	0	17	15
Oklahoma	2	0	2	0	17	83
Pensacola NAS	1	1	0	0	7	6
Pittsburgh	1	0	1	0	3	34
Port Royal	1	1	0	0	19	0
Presbyterian	39	32	3	4	1136	139
Rice	7	4	3	0	102	107
Riverside	1	1	0	0	26	0
Sewanee	1	0	1	0	5	11
South Carolina	78	45	30	3	1332	897
Southern Cal	1	0	1	0	0	30
Southwestern	2	1	0	1	33	18
Tennessee	18	5	11	2	127	255
Texas A&M	2	0	2	0	15	54
Texas Christian	3	2	1	0	36	21
Tulane	9	3	6	0	133	170
Vanderbilt	4	1	3	0	32	111
Villanova	2	1	1	0	38	14
Virginia	20	20	0	0	541	239
Virginia Military	12	5	5	2	194	123
Virginia Tech	19	12	6	1	297	200
Wake Forest	46	34	11	1	959	532
Western Carolina	1	1	0	0	17	10
Wofford	11	8	3	0	184	53
TOTALS	775	412	323	40	12781	10164

CLEMSON vs. MAJOR CONFERENCES

ATLANTIC COAST		CU	CU		CU	Opp
	G	Wins	Lost	Tied	Pts	Pts
Duke	25	12	12	1	357	395
Maryland	29	11	17	1	383	515
North Carolina	29	16	12	1	517	510
N. C. State	49	30	18	1	657	517
Virginia	20	20	0	0	541	239
Wake Forest	46	34	11	1	959	532
TOTALS	198	123	70	5	3414	2708

BIG EIGHT						
Colorado	1	0	1	0	21	27
Missouri	2	2	0	0	58	23
Oklahoma	2	0	2	0	17	83
TOTALS	5	2	3	0	96	133

BIG TEN		CU	CU		CU	Opp
	G	Wins	Lost	Tied	Pts	Pts
Ohio State	1	1	0	0	17	15

PAC-10

Southern Cal	1	0	1	0	0	30
--------------	---	---	---	---	---	----

SOUTHEASTERN

Alabama	14	3	11	0	117	356
Auburn	44	11	31	2	356	867
Florida	13	3	9	1	161	313
Georgia	49	13	33	3	483	877
Kentucky	7	1	6	0	56	117
LSU	1	0	1	0	0	7
Mississippi	2	0	2	0	7	39
Mississippi St.	2	1	0	1	28	14
Tennessee	18	5	11	2	127	255
Vanderbilt	4	1	3	0	32	111
TOTALS	154	38	107	9	1357	2956

SOUTHERN

Citadel	33	27	5	1	592	128
Davidson	20	11	5	4	239	125
Furman	48	34	10	4	1089	375
VMI	12	5	5	2	194	123
Western Carolina	1	1	0	0	17	10
TOTALS	114	78	25	11	2131	761

SOUTHWEST

Baylor	1	0	1	0	18	24
Rice	7	4	3	0	102	107
Texas A&M	2	0	2	0	15	54
Texas Christian	3	2	1	0	36	21
TOTALS	13	6	7	0	171	206

MAJOR INDEPENDENTS

Army	1	1	0	0	55	0
Boston College	12	7	4	1	245	188
Florida State	3	1	2	0	35	93
Georgia Tech	47	11	34	2	555	996
Miami of FL	5	1	4	0	28	95
Navy	1	1	0	0	15	7
Notre Dame	2	1	1	0	33	31
Pittsburgh	1	0	1	0	3	34
South Carolina	78	45	30	3	1332	897
Tulane	9	3	6	0	133	170
Virginia Tech	19	12	6	1	297	200
TOTALS	178	83	88	7	2731	2711

Clemson Memorial Stadium

"Death Valley"

In the past 39 seasons, 30 teams have made appearances in Clemson Memorial Stadium, now pretty widely known as "Death Valley" eight teams (George Washington, Kentucky, Alabama, Georgia, Auburn, Texas A&M, Florida State, Maryland and Notre Dame) have an edge on the Tigers' home ground and five of these (George Washington, Kentucky, Florida State, Texas A&M and Notre Dame), have just played one game in Memorial Stadium.

Clemson has shutout opponents 33 times in "Death Valley" (Presbyterian 9 times; N. C. State 4; Wake Forest 4; Furman 3; Virginia, Citadel and Duquesne twice each; and VPI, Auburn, Duke, North Carolina, Texas Christian, Villanova and Maryland, once each). The Tigers have been shutout 11 times at home in 39 seasons, the last time being in 1979 when Maryland blanked Clemson 19-0.

Between the Maryland shutout in 1953 and the Duke blanking in 1962, the Tigers scored in 38 consecutive home games.

There have been three ties in 158 games played in the stadium, one with Mississippi State in 1949, one with Georgia in 1963, and the 1976 18-18 Duke deadlock.

In 1974 the field was named The Frank Howard Field of Clemson Memorial Stadium in honor of the Tigers' legendary coach Frank Howard.

CLEMSON VS. OPPONENTS IN DEATH VALLEY

Team	G	W	L	T	Pct.	Clem. Pts.	Opp. Pts.
Furman	11	11	0	0	1.000	347	67
Virginia	11	11	0	0	1.000	289	145
The Citadel	6	6	0	0	1.000	178	22
Duquesne	3	3	0	0	1.000	128	40
Virginia Military	1	1	0	0	1.000	57	12
Pensacola NAS	1	1	0	0	1.000	7	6
Texas Christian	1	1	0	0	1.000	3	0
Georgia Tech	1	1	0	0	1.000	21	17
West. Carolina	1	1	0	0	1.000	17	10
Rice	1	1	0	0	1.000	19	3
Presbyterian	16	15	1	0	.938	710	66
Virginia Tech	6	5	1	0	.833	127	48
Wake Forest	20	15	5	0	.750	415	254
South Carolina	11	8	3	0	.727	247	146
Boston College	3	2	1	0	.667	82	54
North Carolina	12	7	5	0	.583	244	233
Duke	10	5	4	1	.555	144	145
N. C. State	14	7	7	0	.500	184	171
Tulane	2	1	1	0	.500	34	23
Mississippi St.	1	0	0	1	.500	7	7
Villanova	2	1	1	0	.500	38	14
Georgia	9	3	5	1	.389	106	192
Maryland	14	5	9	0	.357	240	227
Auburn	6	2	4	0	.333	111	145
Alabama	2	0	2	0	.000	23	51
Florida State	1	0	1	0	.000	7	43
G. Washington	1	0	1	0	.000	0	7
Kentucky	1	0	1	0	.000	10	13

Team	G	W	L	T	Pct.	Clem. Pts.	Opp. Pts.
Texas A&M	1	0	1	0	.000	15	30
Notre Dame	1	0	1	0	.000	17	21
TOTALS	170	113	54	3	.674	3827	2212

(NOTE: Tie game is half game won, half game lost.)

Stadium Facts . . .

Most Clemson stadium points:

Southern Conference: 57 points (57-12 over Virginia Military, 1944; 57-2 over Furman, 1950)

Atlantic Coast Conference: 54 points (54-32 over North Carolina, 1974)

Non-Conference: 76 points (76-0 over Presbyterian, 1945)

Most opponent stadium points:

Southern Conference: 41 points (41-12 by Wake Forest, 1943)

Atlantic Coast Conference: 45 points (45-7 by N. C. State, 1975)

Non-Conference: 45 points (45-19 by Auburn, 1953)

Last tie game in stadium:

Clemson 18, Duke 18, 1976

Widest Clemson margin of victory in stadium:

Southern Conference: 55 points (57-2 over Furman, 1950)

Atlantic Coast Conference: 40 points (40-0 over Maryland, 1969)

Non-Conference: 76 points (76-0 over Presbyterian, 1945)

Widest margin of defeat for Clemson in stadium:

Southern Conference: 29 points (41-12 by Wake Forest, 1943)

Atlantic Coast Conference: 38 points (45-7 by N. C. State, 1975)

Non-Conference: 44 points (44-0 by Auburn, 1970)

Most combined stadium points (both teams):

Southern Conference: 69 points (57-12 over Virginia Military, 1944)

Atlantic Coast Conference: 86 points (54-32 over North Carolina, 1974)

Non-Conference: 76 points (76-0 over Presbyterian, 1945; 69-7 over Presbyterian, 1949)

Tie Game: 36 points (18-18 with Duke, 1976)

Most stadium games won by Clemson in single season:

6 games (1974 & 1978.)

Most stadium games lost by Clemson in single season:

4 games (1970, 1975)

3 games (1962, 1971, 1973)

Longest stadium winning streak:

10 games (During 1949-50-51 seasons)

9 games (During 1957-58-59 seasons)

Longest stadium losing streak:

4 games (1970)

3 games (1962, 1975)

Since Stadium was dedicated 35 seasons ago (1942):

Clemson has had only one season (1943) where the Tigers failed to win a game. They lost their only two home appearances then.

Field: Runs East and West

Press Box: Located between upper and lower decks

Record stadium crowd: 64,558, Virginia Tech, 1980

Record stadium crowd (non-conference): 64,558, Virginia Tech, 1980

Record stadium conference crowd: 62,310, Virginia, 1979

Stadium capacity: 53,440. Original stadium built in 1942 to seat 20,000. Addition of 18,000 sideline seats made prior to 1958 season. West end zone seats added prior to 1960 season. South stands double-decked during 1978 season.

The Last Time . . .

A punt was returned for a touchdown:

Clemson — 85 yards — Don Kelley vs. Maryland, Oct. 31, 1970, at College Park, Md. (Clemson 24, Maryland 11).

Opponents — 67 yards — Scott Woerner of Georgia, Sept. 20, 1980, at Athens, Ga. (Clemson 16, Georgia 20)

A kickoff was returned for a touchdown:

Clemson — 98 yards — Hal Davis vs. Georgia, Oct. 13, 1962 at Clemson (Clemson 10, Georgia 24).

Opponents — 100 yards (102 actual) — Larry Fallen of Virginia Tech, Oct. 7, 1978, at Clemson (Clemson 38, Virginia Tech 7).

An interception was returned for a touchdown:

Clemson — 37 yards — Willie Underwood vs. South Carolina, Nov. 22, 1980, at Clemson (Clemson 27, South Carolina 6)

Opponents — 87 yards — Dennis Tabron of Duke, Oct. 18, 1980 at Clemson (Clemson 17, Duke 34)

A punt was blocked by:

Clemson — Chuck Rose vs. Wake Forest, Nov. 1, 1980, in Winston-Salem, NC, in second quarter (Clemson 35, Wake Forest 33)

Opponent — Pierre Brown of Wake Forest, Nov. 1, 1980, in Winston-Salem, NC, in fourth quarter (Clemson 35, Wake Forest 33)

A punt was blocked for a touchdown:

Clemson — Willie Underwood vs. Virginia, Oct. 11, 1980, at Charlottesville, VA. Underwood blocked a Ford Mays punt with line of scrimmage at 30. Bill Smith picked ball up at 11 and ran in for score (Clemson 27, Virginia 24)

Opponent — Vaughan Johnson of N. C. State, Oct 25, 1980, at Raleigh, NC. Johnson blocked a Rich Hendley punt with line of scrimmage at 18. James Butler picked ball up at 5 and ran in for score (Clemson 20, N. C. State 24)

A safety was scored:

Clemson — Jay Venuto of Wake Forest fell on ball in end zone after high snap from center out of shotgun, Nov. 1, 1980 (Clemson 35, Wake Forest 33)

Opponents — Mark Prudhomme of Alabama blocked a punt through the end zone for a safety, Sept. 20, 1975 at Tuscaloosa, Ala., (Clemson 0, Alabama 56).

A fumble was recovered for a touchdown:

Clemson — Smiley Sanders vs. Kentucky, Sept. 11, 1971, at Clemson (Clemson 10, Kentucky 13).

Opponents — Eddie Porter of Georgia Tech, Sept. 28, 1974, at Clemson (Clemson 21, Ga. Tech 17).

CLEMSON HAS PLAYED IN 10 POST-SEASON BOWLS

1940 Cotton Bowl

January 1, 1940 — Dallas, Texas

CLEMSON	0	6	0	0	—	6
BOSTON COLLEGE	0	3	0	0	—	3

BC—Lukachik, 35 yard field goal
CU—Timmons, 1 yard run (kick failed)
A—20,000

1949 Gator Bowl

January 1, 1949 — Jacksonville, Fla.

CLEMSON	14	0	7	3	—	24
MISSOURI	0	14	2	7	—	23

CU—Cone, 1 yard run (Miller kick)
CU—Cone, 1 yard run (Miller kick)
MO—Entsminger, 2 yard run (Dawson kick)
MO—Entsminger, 1 yard run (Dawson kick)
CU—Poulos, 9 yard pass from Gage (Miller kick)
MO—Safety, Gage tackled by Pepper in end zone
CU—Miller, 32 yard field goal
MO—Bounds, 20 yard pass from Entsminger (Dawson kick)
A—36,000

1951 Orange Bowl

January 1, 1951 — Miami, Fla.

CLEMSON	0	7	6	2	—	15
MIAMI (Fla.)	0	0	14	0	—	14

CU—Cone, 1 yard run (Radcliff kick)
CU—G. Smith, 21 pass from Hair (kick failed)
MI—Mallios, 5 yard run (Watson kick)
MI—F. Smith, 17 pass from Hackett (Watson kick)
CU—Safety, F. Smith tackled by S. Smith in end zone
A—65,000

1952 Gator Bowl

January 1, 1952 — Jacksonville, Fla.

CLEMSON	0	0	0	0	—	0
MIAMI (Fla.)	7	7	0	0	—	14

MI—Mallios, 11 yard run (Tremont kick)
MI—Mallios, 2 yard run (Tremont kick)
A—37,000

1957 Orange Bowl

January 1, 1957 — Miami, Fla.

CLEMSON	0	0	14	7	—	21
COLORADO	0	20	0	7	—	27

CO—Bayuk, 2 yard run (Indorf kick)
CO—Dowler, 6 yard run (kick failed)
CO—Cook, 26 yard run (Indorf kick)
CU—Wells, 3 yard run (Bussey kick)
CU—Wells, 58 yard run (Bussey kick)
CU—Spooner, 1 yard run (Bussey kick)
CO—Bayuk, 1 yard run (Indorf kick)
A—72,552

1959 Sugar Bowl

January 1, 1959 — New Orleans, La.

CLEMSON	0	0	0	0	—	0
LSU	0	0	7	0	—	7

LSU—Mangham, 9 yard pass from Cannon (Cannon kick)
A—82,000

1959 Bluebonnet Bowl

December 19, 1959 — Houston, Texas

CLEMSON	0	3	0	20	—	23
TCU	0	7	0	0	—	7

CU—Armstrong, 22 yard field goal
TCU—Moreland, 19 yard pass from Reding (Dodson kick)
CU—Barnes, 68 yard pass from White (Armstrong kick)
CU—King, 23 pass from Shingler (kick failed)
CU—Scrudato, 1 yard run (Armstrong kick)
A—55,000

1977 Gator Bowl

December 30, 1977 — Jacksonville, Fla.

PITTSBURGH	10	7	7	10	—	34
CLEMSON	0	3	0	0	—	3

P—Walker, 39 pass from Cavanaugh (Schubert kick)

P—Schubert, 24 FG

P—Walker, 10 pass from Cavanaugh (Schubert kick)

C—Ariri, 47 FG

P—Jones, 10 pass from Cavanaugh (Schubert kick)

P—Schubert, 21 FG

P—Walker, 25 pass from Cavanaugh (Trout kick)

A—72,289

1978 Gator Bowl

December 29, 1978 — Jacksonville, Fla.

CLEMSON	0	10	7	0	—	17
OHIO STATE	0	9	0	6	—	15

OSU—Atha, 27 FG

CU—Fuller, 4 run (Ariri kick)

OSU—Schlichter, 4 run (kick failed)

CU—Ariri, 47 FG

Austin, 1 run (Ariri kick)

OSU—Schlichter, 1 run (Run failed)

A—72,011

1979 Peach Bowl

December 31, 1979 — Atlanta, Ga.

BAYLOR	0	14	10	0	—	24
CLEMSON	7	0	3	8	—	18

C—Brown, L. 1 run (Cariri kick)

B—Taylor, 3 pass from Brannon (Bledsoe kick)

B—Holt, 24 pass from Brannon (Bledsoe kick)

C—Ariri 40 FG

B—Bledsoe, 29 FG

B—Cockrell, 7 pass from Elam (Bledsoe kick)

C—McSwain, 1 run (McCall from Lott)

A—57,731

Clemson's 10 Largest Victories . . .

Year	Pts.	Score	Score
1901	122	Clemson 122	Guilford 0
1915	99	Clemson 99	Furman 0
1945	76	Clemson 76	Presbyterian 0
1930	75	Clemson 75	Newberry 0
1903	73	Clemson 73	Georgia Tech 0
1929	68	Clemson 68	Newberry 0
1957	66	Clemson 66	Presbyterian 0
1918	65	Clemson 65	Camp Sevier 0
1900	64	Clemson 64	Davidson 0
1949	62	Clemson 69	Presbyterian 7

Clemson's 10 Worst Defeats . . .

Year	Pts.	Score	Score
1931	67	Clemson 7	Alabama 74
1921	56	Clemson 0	Auburn 56
1975	56	Clemson 0	Alabama 56
1920	55	Clemson 0	Georgia 55
1918	53	Clemson 13	Camp Hancock 66
1944	51	Clemson 0	Georgia Tech 51
1969	51	Clemson 0	Auburn 51
1972	49	Clemson 3	Oklahoma 52
1926	47	Clemson 0	Auburn 47
1924	44	Clemson 6	Virginia Tech 50
1931	44	Clemson 0	Tennessee 44
1970	44	Clemson 0	Auburn 44

ATLANTIC COAST CONFERENCE CHAMPIONS

Year	Team & Bowl	W	L	T	Pts.	Opp
1953	Duke	4	0	0	105	27
	Maryland (Orange)	3	0	0	70	6
1954	Duke (Orange)	4	0	0	122	47
1955	Maryland (Orange)	4	0	0	105	26
	Duke	4	0	0	94	14
1956	Clemson (Orange)	4	0	1	50	13
1957	N. C. State	5	0	1	130	60
1958	Clemson (Sugar)	5	1	0	87	80
1959	Clemson (Bluebonnet)	6	1	0	181	77
1960	Duke (Cotton)	5	1	0	129	40
1961	Duke	5	1	0	102	43
1962	Duke	6	0	0	134	43
1963	North Carolina (Gator)	6	1	0	107	49
1964	N. C. State	5	2	0	94	117
1965	Clemson	5	2	0	99	76
	N. C. State	5	2	0	97	62
1966	Clemson	6	1	0	162	108
1967	Clemson	6	0	0	118	38
1968	N. C. State (Peach)	6	1	0	170	74
1969	South Carolina (Peach)	6	0	0	130	61
1970	Wake Forest	5	1	0	128	110
1971	North Carolina (Gator)	6	0	0	165	57
1972	North Carolina (Sun)	6	0	0	149	72
1973	N. C. State (Liberty)	6	0	0	197	93
1974	Maryland (Liberty)	6	0	0	198	35
1975	Maryland (Gator)	5	0	0	182	73
1976	Maryland (Cotton)	5	0	0	111	24
1977	North Carolina (Liberty)	5	0	1	131	54
1978	Clemson (Gator)	6	0	0	183	71
1979	N. C. State	5	1	0	120	96
1980	North Carolina (Bluebonnet)	6	0	0	166	63

ACC ALL-TIME FOOTBALL STANDINGS

(Regular season games against each other, 1954 through 1980)

School	Years	Games	Won-Lost-Tied	Pct.
Clemson	28	162	100 - 58 - 4	.630
Maryland	28	162	99 - 62 - 3	.613
N. C. State	28	166	91 - 68 - 7	.569
Duke	28	161	87 - 67 - 7	.562
North Carolina	28	176	97 - 76 - 3	.560
Wake Forest	28	149	54 - 117 - 5	.321
Virginia	27	149	33 - 115 - 1	.225
(Former Member)				
South Carolina	18	114	56 - 54 - 4	.509

CLEMSON'S STATISTICAL CONFERENCE CHAMPIONS

TOTAL OFFENSE

Year	Player	Plays	Yds	Yds/P
1957	Harvey White	164	1038	6.4
1977	Steve Fuller	347	1900	5.5
1978	Steve Fuller	303	2003	6.6

RUSHING

Year	Player	Att	Yds	Avg
1955	Joel Wells	135	782	5.8
1965	Hugh Mauldin	194	664	3.4
1966	Buddy Gore	186	750	4.0
1967	Buddy Gore	230	1045	4.5

PUNTING

Year	Player	No	Avg
1954	Joe Paglieli	26	37.8
1955	Joe Paglieli	20	39.1
1961	Eddie Werntz	56	40.2
1962	Eddie Werntz	41	40.7
1969	Jack Anderson	21	40.1
1970	Jack Anderson	35	41.0
1979	David Sims	72	44.4

INTERCEPTIONS

Year	Player	No	Yds	TD
1964	Jimmy Bell	5	5	0
1974	Dennis Smith	5	67	0
1977	*Steve Ryan	5	67	0

SCORING

Year	Player	TD	PAT	FG	Pst
1959	Bill Mathis	11	4	0	70
1960	Bill McGuirt	9	0	0	54
1969	Ray Yaeger	11	2	0	68
1978	Lester Brown	17	0	0	117

KICK SCORING

Year	Player	XPts	FGM	TP
1956	*Charlie Bussey	12-18	0	12
1960	Lon Armstrong	24-26	3	33
1963	Frank Pearce	21-22	4	33
1978	Obed Ariri	42-44	13	81
1980	Obed Ariri	18-18	23	87

RECEIVING

Year	Player	Rec	Yds	TD	Rec/G
1978	Jerry Butler	54	864	3	4.9
1980	Perry Tuttle	53	915	4	4.8

PASSING

Year	Player	Att	Comp	Int	Yds	TD
1957	Harvey White	95	46	3	841	11
1967	Jimmy Addison	174	82	10	924	5

PUNT RETURNS

Year	Player	No	Yds	Avg
1978	Willie Jordan	20	277	13.8

*Tied for Championship

TEAM STATISTICAL CONFERENCE CHAMPIONSHIPS

TOTAL OFFENSE

Year	Games	Yards	Avg/G
1955	10	3057	305.7
1957	10	3277	327.7
1960	10	3060	306.0
1961	10	3075	307.5
1967	10	3121	312.1
1978	11	4804	436.7

RUSHING

Year	Games	Yards	Avg/G
1955	10	2200	220.0
1958	10	2258	225.8
1961	10	1783	178.3
1962	10	2054	205.4
1963	10	1959	195.9
1978	11	3262	296.5
1979	11	2622	238.4

PASSING

Year	Att	Comp	Yds	Yds/G
1957	129	57	1045	104.5
1969	281	133	1755	175.5
1975	208	111	1978	163.5

SCORING OFFENSE

Year	Games	Pts	Avg
1957	10	216	21.6
1959	10	262	26.2
1960	10	197	19.7
1961	10	199	19.9
1978	11	351	31.9

SCORING DEFENSE

Year	Games	Pts	Avg
1959	10	96	9.6
1968	10	179	17.9
1978	11	116	10.5
1979	11	92	8.4

TOTAL DEFENSE

Year	Games	Yds	Yds/G
1954	10	1761	176.1
1957	10	2159	215.9
1959	10	1971	197.1
1960	10	2121	212.1
1963	10	1847	184.7
1965	10	2515	251.5
1978	11	2796	254.2
1979	11	2612	237.5

RUSHING DEFENSE

Year	Games	Yds	Yds/G
1954	10	969	96.9
1959	10	1085	108.5
1960	10	1121	112.1
1961	10	1275	127.5
1962	10	1213	121.3
1963	10	931	93.1
1979	11	1292	117.5

PASSING DEFENSE

Year	Att	Comp	Yds	Avg/G
1957	129	49	597	59.7
1978	209	96	1103	110.3

HIGH-LOW OFFENSIVE GAMES BY TIGERS AND OPPONENTS

LOWEST RUSHING GAMES BY CLEMSON

Yds.	Site, Opponent, Score	Date
—15	a-Boston College (7-14)	10/10/42
—1	a-Boston College (22-32)	10/26/47
6	h-Wake Forest (14-16)	10/4/47
8	a-South Carolina (6-33)	10/21/43
19	a-Auburn (0-51)	10/11/69

LOWEST RUSHING GAMES BY OPPONENTS

Yds.	Site, Opponent, Score	Date
—21	a-Furman (34-6)	11/22/41
—17	h-Furman (41-0)	11/6/48
—11	a-Furman (14-3)	11/25/39
—9	h-Auburn (34-18)	11/22/47
3	a-Wake Forest (51-6)	11/4/78
6	h-Presbyterian (76-0)	9/23/45
6	a-Maryland (16-0)	11/9/68

LOWEST RUSHING GAMES BY BOTH TEAMS

Yds. and Teams	Site, Score	Date
119 (CU 46, South Carolina 73)	a-(8-13)	10/21/54
121 (CU 56, Virginia Military 65)	1-(0-0)	9/26/42
129 (CU 67, Baylor 62)	2-(18-24)	12/31/79
130 (CU 69, Georgia Tech 61)	a-(0-27)	9/28/63
160 (CU 98, Wake Forest 62)	a-(28-7)	9/24/60
164 (CU 6, Wake Forest 158)	h-(14-16)	10/4/47
164 (CU 111, N. C. State 53)	a-(7-0)	9/29/62
168 (CU 134, Maryland 34)	a-(17-19)	10/15/60
168 (CU 162, Maryland 6)	a-(16-0)	11/9/68
169 (CU 140, N. C. State 29)	h-(23-0)	10/10/59
169 (CU 93, Auburn 76)	a-(14-24)	10/28/61
1-Lynchburg, VA	2-Atlanta, GA (Peach Bowl)	

HIGHEST RUSHING GAMES BY CLEMSON

Yds.	Site, Opponent, Score	Date
516	h-Presbyterian (76-0)	9/22/45
448	h-Furman (41-0)	11/6/48
439	h-Presbyterian (66-0)	9/21/57
436	h-Presbyterian (55-0)	9/23/50
433	h-South Carolina (39-21)	11/23/74

HIGHEST RUSHING GAMES BY OPPONENTS

Yds.	Site, Opponent, Score	Date
478	a-Tulane (20-36)	11/18/44
475	a-Oklahoma (3-52)	9/30/72
458	a-South Carolina (20-56)	11/22/75
444	a-Wake Forest (20-36)	10/17/70
437	a-Alabama (0-56)	9/20/75
434	a-Texas A&M (0-24)	9/14/74

HIGHEST RUSHING GAMES BY BOTH TEAMS

Yds. and Teams	Site, Score	Date
707 (CU 397, South Carolina 310)	h-(41-23)	11/25/78
697 (CU 433, South Carolina 264)	h-(39-21)	11/23/74
690 (CU 232, South Carolina 458)	a-(20-56)	11/22/75
671 (CU 283, N. C. State 388)	a-(21-38)	10/23/76
653 (CU 390, North Carolina 263)	h-(54-32)	11/9/74
635 (CU 160, Oklahoma 475)	a-(3-52)	9/30/72
633 (CU 398, Presbyterian 235)	h-(69-7)	9/17/49
629 (CU 300, North Carolina 329)	h-(23-27)	11/6/76
610 (CU 251, South Carolina 359)	a-(20-32)	11/24/73
609 (CU 420, Missouri 189)	a-(34-0)	9/30/50

LOWEST PASSING GAMES BY CLEMSON

Yds. Comp. Att.	Site, Opponent, Score	Date
—1 (1 for 6)	a-Maryland (6-6)	10/10/56
0 (0 for 3)	l-George Washington (27-0)	11/5/38
0 (0 for 4)	h-Presbyterian (32-13)	9/19/42
0 (0 for 2)	a-South Carolina (6-33)	10/21/43
0 (0 for 2)	a-South Carolina (20-13)	10/19/44
0 (0 for 8)	a-South Carolina (0-6)	10/23/52
0 (0 for 6)	a-Fordham (12-12)	11/8/52
0 (0 for 5)	h-Presbyterian (33-7)	9/19/53
0 (0 for 0)	a-South Carolina (7-0)	10/25/56
0 (0 for 2)	h-Virginia Tech (21-6)	11/23/56
	l-Greenville, S. C.	

LOWEST PASSING GAMES BY OPPONENTS

Yds. Comp. Att.	Site, Opponent, Score	Date
0 (0 for 10)	h-Presbyterian (26-0)	9/17/38
0 (0 for 0)	a-Wake Forest (7-0)	10/28/38
0 (0 for 7)	a-George Washington (19-0)	10/31/41
0 (0 for 4)	a-Miami, Fla. (6-7)	11/2/45
0 (0 for 7)	a-The Citadel (20-0)	12/4/48
0 (0 for 2)	h-Presbyterian (69-7)	9/17/49
0 (0 for 9)	a-South Carolina (14-14)	10/19/50
0 (1 for 9)	a-Virginia (20-7)	9/24/55
0 (0 for 13)	a-Rice (19-0)	10/31/59

LOWEST PASSING GAMES BY BOTH TEAMS

Yds. and Teams	Site, Score	Date
4 (CU 4, George Washington 0)	a-(19-0)	10/31/41
11 (CU —1, Maryland 12)	a-(6-6)	11/10/56
27 (CU 0, South Carolina 27)	a-(20-13)	10/19/44
33 (CU 27, Furman 6)	a-(14-3)	11/25/39
33 (CU 12, Presbyterian 21)	h-(34-0)	9/23/44
34 (CU 34, Rice 0)	a-(19-0)	10/31/59
39 (CU 10, Tulane 29)	a-(0-13)	11/3/40
39 (CU 39, Virginia 0)	a-(20-7)	9/24/55
40 (CU 0, Virginia Tech 40)	h-(21-6)	11/3/56
42 (CU 39, George Washington 3)	h-(0-7)	11/7/42

HIGHEST PASSING GAMES BY CLEMSON

Yds. Comp. Att.	Site, Opponent, Score	Date
364 (13 of 26)	a-Duke (30-35)	10/19/63
342 (23 of 48)	a-North Carolina (13-17)	11/6/65
315 (13 of 21)	h-Virginia (40-35)	9/24/66
300 (18 of 30)	a-Georgia Tech (28-33)	9/22/75
290 (15 of 31)	a-Duke (27-34)	11/8/69
280 (11 of 16)	a-Furman (35-7)	11/8/47

HIGHEST PASSING GAMES BY OPPONENTS

Yds. Comp. Att.	Site, Opponent, Score	Date
387 (23 of 37)	I-Pittsburgh (3-34)	12/30/77
368 (31 of 47)	a-Rice (10-29)	9/23/72
360 (21 of 36)	h-Duke (39-22)	10/19/68
341 (15 of 30)	a-Florida State (13-38)	11/7/70
316 (14 of 27)	h-South Carolina (32-38)	11/21/70
312 (26 of 48)	h-Virginia (40-35)	10/17/66
	I-Jacksonville, Fla.	

HIGHEST PASSING GAMES BY BOTH TEAMS

Yds. and Teams	Site, Score	Date
627 (CU 315, Virginia 312)	h-(40-35)	9/24/66
578 (CU 237, Florida State 341)	a-(13-38)	11/7/70
547 (CU 187, Duke 360)	h-(39-22)	10/19/68
545 (CU 159, Pittsburgh 387)	I-(3-34)	12/30/77
536 (CU 244, Duke 292)	h-(10-21)	10/24/70
502 (CU 290, Duke 212)	a-(27-34)	11/8/69
498 (CU 364, Duke 134)	a-(30-35)	10/19/63
485 (CU 117, Rice 368)	a-(10-29)	9/23/72
478 (CU 258, Auburn 220)	h-(19-45)	11/21/53
473 (CU 255, Auburn 218)	a-(21-43)	10/14/67
1 — Jacksonville, FL (Gator Bowl)		

LOWEST TOTAL OFFENSE GAMES BY CLEMSON

Yds.	Site, Opponent, Score	Date
8 (8 rush, 0 pass)	a-South Carolina (6-33)	10/21/43
51 (48 rush, 3 pass)	a-N. C. State (0-18)	10/11/47
63 (53 rush, 10 pass)	a-Tulane (0-13)	11/3/40
85 (—15 rush, 100 pass)	a-Boston College (7-14)	10/10/42
90 (68 rush, 22 pass)	a-Maryland (0-34)	11/14/64
94 (19 rush, 75 pass)	a-Auburn (0-51)	10/11/69

LOWEST TOTAL OFFENSE GAMES BY OPPONENTS

Yds.	Site, Opponent, Score	Date
—12 (—17 rush, 5 pass)	h-Furman (41-0)	11/6/48
—5 (—11 rush, 6 pass)	a-Furman (14-3)	11/25/39
29 (29 rush, 0 pass)	a-The Citadel (20-0)	12/4/48
35 (—21 rush, 56 pass)	a-Furman (34-6)	11/22/41
41 (20 rush, 21 pass)	a-Virginia (35-0)	10/26/63
57 (57 rush, 0 pass)	h-Presbyterian (26-0)	9/17/38

LOWEST TOTAL OFFENSIVE GAMES BY BOTH TEAMS

Yds. and Teams	Site, Score	Date
169 (CU 56-55, Virginia Military 65-3)	I-(0-0)	9/26/42
250 (CU 228-27, Furman — 11-6)	a-(14-3)	11/25/39
269 (CU 69-37, Georgia Tech 61-106)	a-(0-27)	9/28/63

Yds.	Players	Site, Team, Score	Date
273	(CU 109-76, Wake Forest 88-0)	a-(7-0)	10/28/38
275	(CU 119-4, George Washington 152-0)	a-(19-0)	10/31/41
283	(CU 97-92, Miami (FL) 94-0)	a-(6-7)	11/2/45
289	(CU 174-10, South Carolina 66-41)	a-(0-0)	10/25/45
310	(CU 155-98, Presbyterian 57-0)	h-(26-0)	9/17/38
313	(CU 105-34, Furman 115-59)	h-(10-7)	11/24/38
316	(CU 217-39, George Washington 57-3)	h-(0-7)	11/7/42
1 — Lynchburg, VA			

HIGHEST TOTAL OFFENSE GAMES BY CLEMSON

Yds.	Site, Opponent, Score	Date
597 (516 rush, 83 pass)	h-Presbyterian (76-0)	9/22/45
567 (322 rush, 245 pass)	h-Citadel (58-3)	9/16/78
558 (436 rush, 122 pass)	h-Presbyterian (55-0)	9/23/50
556 (433 rush, 123 pass)	h-South Carolina (39-21)	11/23/74
550 (419 rush, 131 pass)	a-Virginia (30-14)	10/14/78
550 (342 rush, 208 pass)	a-Wake Forest (51-6)	11/4/78
546 (367 rush, 179 pass)	h-Furman (57-2)	11/18/50

HIGHEST TOTAL OFFENSE GAMES BY OPPONENTS

Yds.	Site, Opponent, Score	Date
616 (458 rush, 158 pass)	a-South Carolina (20-56)	11/22/75
566 (179 rush, 387 pass)	I-Pittsburgh (3-34)	12/30/77
551 (364 rush, 187 pass)	a-Tennessee (28-29)	10/26/74
546 (254 rush, 292 pass)	h-Duke (10-21)	10/24/70
523 (283 rush, 240 pass)	h-Auburn (0-44)	10/10/70
517 (287 rush, 230 pass)	a-South Carolina (13-27)	11/22/69
516 (359 rush, 157 pass)	a-South Carolina (20-32)	11/24/73
	I-Jacksonville, Fla.	

HIGHEST TOTAL OFFENSIVE GAMES BY BOTH TEAMS

Yds. and Teams	Site, Score	Date
1009 (CU 232-161, South Carolina 458-158)	a-(20-56)	11/22/75
997 (CU 305-187, Duke 145-360)	h-(29-22)	10/19/68
978 (CU 390-193, North Carolina 263-132)	h-(54-32)	11/9/74
928 (CU 433-123, South Carolina 264-108)	h-(39-21)	11/23/74
915 (CU 283-138, N. C. State 388-106)	a-(21-38)	10/23/76
904 (CU 275-227, Virginia 315-87)	h-(32-27)	10/13/73
903 (CU 159-315, Virginia 117-312)	h-(40-35)	9/24/66
901 (CU 226-124, Tennessee 364-187)	a-(28-29)	10/26/74
884 (CU 214-243, North Carolina 309-118)	a-(38-35)	11/9/75
879 (CU 300-160, North Carolina (329-90)	h-(23-27)	11/6/76

HIGHEST INDIVIDUAL TOTAL OFFENSIVE GAMES BY CLEMSON

YDS.	PLAYER	SITE, OPP., SCORE	DATE
374 (141 rush, 233 pass)	Bobby Gage	h-Auburn (34-18)	11/22/47
335 (12 rush, 323 pass)	Thomas Ray	a-North Carolina (13-17)	11/6/65
312 (100 rush, 212 pass)	Ken Pengitore	a-North Carolina (37-29)	11/10/73
310 (83 rush, 227 pass)	Ken Pengitore	h-Virginia (32-27)	10/13/73
297 (174 rush, 123 pass)	Billy Hair	h-Presbyterian (53-6)	9/22/51
297 (113 rush, 184 pass)	Billy Hair	h-Auburn (34-0)	11/26/51
290 (47 rush, 243 pass)	Mike O'Cain	a-North Carolina (38-35)	11/8/75
289 (104 rush, 185 pass)	Billy Hair	h-Duquesne (53-20)	11/4/50
288 (37 rush, 251 pass)	Willie Jordan	a-Georgia Tech (28-33)	9/27/75
286 (41 rush, 245 pass)	Bobby Gage	a-Furman (35-7)	11/8/47

HIGHEST INDIVIDUAL TOTAL OFFENSIVE GAMES BY OPPONENTS

Yds.	Player	Site, Team, Score	Date
402 (15 rush, 387 pass)	Matt Cavanaugh	1-Pittsburgh (3-34)	12/30/77
352 (40 rush, 312 pass)	Bob Davis	h-Virginia (40-35)	9/24/66
346 (—22 rush, 368 pass)	Bruce Gadd	a-Rice (10-29)	9/23/72
318 (31 rush, 287 pass)	Leo Hart	h-Duke (10-21)	10/24/70
318 (2 rush, 316 pass)	Tommy Suggs	h-S. Carolina (32-28)	11/21/70
306 (185 rush, 121 pass)	Jeff Grantz	a-S. Carolina (20-32)	11/24/73
1-Jacksonville, FL (Gator Bowl)			

MOST INDIVIDUAL RUSHING ATTEMPTS BY CLEMSON

Attempts	Player	Site, Opp., Score	Date
36 (133 yards)	Jim Shirley	a-N. C. State (6-0)	10/6/51
36 (202 yards)	Ray Yaeger	h-W. Forest (28-14)	10/18/69
35 (201 yards)	Ray Yaeger	h-N. Carolina (24-14)	11/16/68
33 (163 yards)	Fred Cone	a-Auburn (41-0)	11/25/50
33 (234 yards)	Don King	a-Fordham (12-12)	11/8/52
32 (92 yards)	Buddy Gore	h-S. Carolina (3-7)	11/23/68
31 (81 yards)	Fred Cone	1-Miami (FL) (15-14)	1/1/51
31 (144 yards)	Hugh Mauldin	h-TX Christian (3-0)	10/23/65
31 (131 yards)	Buddy Gore	a-N. Carolina (17-0)	11/4/67
31 (189 yards)	Buddy Gore	a-S. Carolina (23-12)	11/25/67
1-Miami, FL (Orange Bowl)			

MOST INDIVIDUAL RUSHING ATTEMPTS BY OPPONENTS

Attempts	Player	Site, Opp., Score	Date
45 (249 yards)	James McDougald	a-W. Forest (14-20)	10/9/76
32 (184 yards)	Don McCauley	h-N. Carolina (7-42)	11/14/70
32 (178 yards)	Charlie Wysocki	h-Maryland (0-19)	9/15/79
30 (106 yards)	Charlie Wysocki	a-Maryland (7-34)	11/15/80
28 (228 yards)	Mike Voight	a-N. Carolina (38-35)	11/8/75
28 (197 yards)	Steve Atkins	a-Maryland (28-24)	11/18/78
28 (168 yards)	George Rogers	h-S. Carolina (27-6)	11/22/80
24 (227 yards)	Ted Brown	h-N. C. State (7-45)	10/25/75
23 (121 yards)	Herschel Walker	a-Georgia(16-20)	9/20/80
23 (138 yards)	Kelvin Bryant	h-N. Carolina (19-24)	11/8/80

HIGHEST INDIVIDUAL RUSHING GAMES BY CLEMSON

YDS.	PLAYER	SITE, OPP., SCORE	DATE
234 (29 carries)	Don King	a-Fordham (12-12)	11/8/52
204 (15 carries)	Buck George	h-Presbyterian (53-13)	9/20/52
202 (36 carries)	Ray Yaeger	h-Wake Forest (28-14)	10/18/69
201 (35 carries)	Ray Yaeger	h-North Carolina (24-14)	11/16/68
197 (27 carries)	Ken Callicutt	h-South Carolina (39-21)	11/23/74
189 (31 carries)	Buddy Gore	a-South Carolina (23-12)	11/25/67
182 (6 carries)	Bobby Gage	h-Presbyterian (42-0)	9/20/47
179 (13 carries)	Hal Davis	h-Virginia (29-7)	10/31/64
178 (19 carries)	Lester Brown	a-Virginia (30-14)	10/14/78
177 (26 carries)	Larry Gressette	h-Auburn (34-0)	11/24/51

HIGHEST INDIVIDUAL RUSHING GAMES BY OPPONENTS

Yds.	Player	Site, Team, Score	Date
256 (19 carries)	Steve Wadiak	a-S. Carolina (14-14)	10/19/50
249 (45 carries)	James McDougald	a-W. Forest (20-36)	10/9/76
230 (20 carries)	Larry Hopkins	a-W. Forest (20-36)	10/17/70
228 (28 carries)	Mike Voight	a-N. Carolina (38-35)	11/8/75
227 (24 carries)	Ted Brown	h-N. C. State (7-45)	11/25/75
217 (16 carries)	Brent Cunningham	a-Ga. Tech (7-28)	10/3/70
204 (22 carries)	Bubba Bean	h-Texas A&M (15-30)	10/6/73
197 (28 carries)	Steve Atkins	a-Maryland (28-14)	11/18/78
184 (32 carries)	Don McCaulay	h-N. Carolina (7-42)	11/14/70
182 (18 carries)	Bubba Bean	a-Texas A&M (0-24)	9/14/74

HIGHEST INDIVIDUAL PASSING GAMES BY CLEMSON

YDS.	PLAYER	SITE, OPP., SCORE	DATE
323 (21 of 43)	Thomas Ray	a-North Carolina (13-17)	11/6/65
283 (12 of 19)	Jimmy Addison	h-Virginia (40-35)	9/24/66
258 (13 of 24)	Harvey White	a-Furman (45-6)	11/30/57
252 (9 of 14)	Tommy Kendrick	I-Virginia (32-15)	10/16/71
251 (13 of 21)	Willie Jordan	a-Georgia Tech (28-33)	9/27/75
246 (11 of 23)	Jim Parker	a-Duke (30-35)	10/19/63
245 (9 of 11)	Bobby Gage	a-Furman (35-7)	11/8/47
244 (23 of 39)	Tommy Kendrick	h-Duke (10-21)	10/24/70
243 (12 of 19)	Mike O'Cain	a-North Carolina (38-35)	11/8/75
242 (21 of 34)	Tommy Kendrick	a-Wake Forest (20-36)	10/17/70
		I-Richmond, Va.	

HIGHEST INDIVIDUAL PASSING GAMES BY OPPONENTS

Yds.	Player	Site, Team, Score	Date
387 (23 of 36)	Matt Cavanaugh	1-Pittsburgh (3-34)	12/30/77
368 (31 of 46)	Bruce Gadd	a-Rice (10-29)	9/23/72
316 (19 of 34)	Leo Hart	h-Duke (39-22)	10/19/68
316 (19 of 29)	Tommy Suggs	h-S. Carolina (32-38)	11/21/70
312 (26 of 48)	Bob Davis	h-Virginia (40-35)	9/24/66
287 (26 of 36)	Leo Hart	h-Duke (10-21)	10/24/70
283 (28 of 56)	Jay Venuto	a-W. Forest (35-33)	11/1/80
	1-Jacksonville, FL (Gator Bowl)		

HIGHEST INDIVIDUAL PASS RECEPTION GAMES BY CLEMSON

NO. & YDS.	PLAYER	SITE, OPP., SCORE	DATE
11 (129 yards)	Phil Rogers	a-North Carolina (13-17)	11/6/65
10 (144 yards)	Charlie Waters	h-Alabama (13-38)	10/25/69
9 (90 yards)	John McMakin	a-Florida State (13-38)	11/7/70
8 (87 yards)	Jimmy Abrams	h-Alabama (10-13)	10/28/67
8 (101 yards)	Charlie Waters	h-Georgia (0-30)	9/27/69
8 (141 yards)	Jim Lanzendoen	h-Virginia (32-27)	10/13/73
8 (108 yards)	Perry Tuttle	n-Baylor (18-24)	12/31/79
	10 other players have caught 7 passes in one game		

HIGHEST INDIVIDUAL PASS RECEPTION GAMES BY OPPONENTS

No. & Yds.	Player	Site, Team, Score	Date
13 (209 yards)	Henley Carter	h-Duke (39-22)	10/19/68
13 (149 yards)	Wes Chesson	a-Duke (10-21)	10/24/70

No. & Yds.	Player	Site, Team, Score	Date
11 (131 yards)	Larry Seivers	a-Tennessee (19-21)	10/2/76
10 (83 yards)	Darryl Hill	h-Maryland (21-6)	11/16/63
10 (113 yards)	Ed Carrington	h-Virginia (40-35)	9/24/66
10 (109 yards)	Edwin Collins	a-Rice (10-29)	9/23/72
10 (163 yards)	Gordon Jones	1-Pittsburgh (3-34)	12/30/77
9 (97 yards)	Charlie Carr	h-N. Carolina (27-3)	11/5/66
9 (109 yards)	Gary Winrow	h-W. Forest (28-14)	10/18/69
9 (96 yards)	Bill Davis	2-Virginia (32-15)	10/16/71
1-Jacksonville, FL (Gator Bowl)		2-Richmond, VA (Tobacco Bowl)	

MOST INDIVIDUAL PASSING ATTEMPTS BY CLEMSON

No. (Comp. Yds.)	Player	Site, Opp., Score	Date
48 (25, 237 yards)	Tommy Kendrick	a-FL State (13-38)	11/7/70
43 (21, 323 yards)	Thomas Ray	a-N. Carolina (13-17)	11/6/65
49 (20, 225 yards)	Tommy Kendrick	h-Georgia (0-30)	9/27/69
39 (23, 244 yards)	Tommy Kendrick	h-Duke (10-21)	10/24/70
38 (18, 183 yards)	Jimmy Addison	h-Alabama (10-13)	10/28/67
34 (21, 242 yards)	Tommy Kendrick	a-W. Forest (20-36)	10/17/70
34 (11, 80 yards)	Tommy Kendrick	h-N. Carolina (7-42)	11/14/70
34 (17, 204 yards)	Billy Lott	1-Baylor (18-24)	12/31/79
30 (14, 116 yards)	Billy Ammons	h-Auburn (10-21)	10/12/68
1-Atlanta, GA (Peach Bowl)			

MOST INDIVIDUAL PASSING ATTEMPTS BY OPPONENTS

No. (Comp. Yds.)	Player	Site, Opp., Score	Date
56 (28, 283 yards)	Jay Venuto	a-W. Forest (35-33)	11/1/80
48 (26, 312 yards)	Bob Davis	h-Virginia (40-35)	9/23/72
46 (31, 368 yards)	Bruce Gadd	a-Rice (10-29)	9/23/72
40 (23, 208 yards)	Steve Casey	h-VA Tech (13-10)	10/5/80
39 (16, 261 yards)	Ron Bass	h-S. Carolina (28-9)	11/20/76
37 (18, 199 yards)	Matt Kupec	a-N. Carolina (19-10)	11/10/79
36 (26, 287 yards)	Leo Hart	h-Duke (10-21)	10/24/70
36 (23, 387 yards)	Matt Cavanaugh	1-Pittsburgh (3-34)	12/30/77
36 (16, 114 yards)	Jay Venuto	h-W. Forest (31-0)	11/3/79
34 (19, 316 yards)	Leo Hart	h-Duke (39-22)	10/19/68
1-Jacksonville, FL (Gator Bowl)			

MOST INDIVIDUAL PASS COMPLETIONS BY CLEMSON

No. (Att., Yds.)	Player	Site, Opp., Score	Date
25 (of 48, 237 yards)	Tommy Kendrick	a-FL State (13-38)	11/7/70
23 (of 39, 244 yards)	Tommy Kendrick	h-Duke (10-21)	10/24/70
21 (of 43, 323 yards)	Thomas Ray	a-N. Carolina (13-17)	11/6/65
21 (of 34, 242 yards)	Tommy Kendrick	a-W. Forest (20-36)	10/17/70
20 (of 40, 225 yards)	Tommy Kendrick	h-Georgia (0-30)	9/27/69
18 (of 38, 183 yards)	Jimmy Addison	h-Alabama (10-13)	10/28/67
17 (of 34, 204 yards)	Billy Lott	1-Baylor (18-24)	12/31/79
16 (of 29, 201 yards)	Tommy Kendrick	h-Alabama (13-38)	10/25/69
15 (of 26, 184 yards)	Billy Hair	h-Auburn (34-0)	11/24/51
15 (of 23, 227 yards)	Ken Pengitore	h-Virginia (32-27)	10/13/73
1-Atlanta, GA (Peach Bowl)			

MOST INDIVIDUAL PASS COMPLETIONS BY OPPONENTS

No. (Att., Yds.)	Player	Site, Opp., Score	Date
31 (of 46, 368 yards)	Bruce Gadd	a-Rice (10-29)	9/23/72
28 (of 56, 283 yards)	Jay Venuto	a-W. Forest (35-33)	11/1/80
26 (of 48, 312 yards)	Bob Davis	h-Virginia (40-35)	9/24/66
26 (of 36, 287 yards)	Leo Hart	h-Duke (10-21)	10/24/70
23 (of 36, 387 yards)	Matt Cavanaugh	1-Pittsburgh (3-34)	12/30/77
23 (of 40, 208 yards)	Steve Casey	h-VA Tech (13-10)	10/5/80
21 (of 32, 257 yards)	Ben Bennett	h-Duke (17-34)	10/18/80
19 (of 34, 316 yards)	Leo Hart	h-Duke (39-22)	10/19/68
19 (of 29, 316 yards)	Tommy Suggs	h-S. Carolina (32-38)	11/21/70
18 (of 37, 199 yards)	Matt Kupec	a-N. Carolina (19-10)	11/10/79
1-Jacksonville, FL (Gator Bowl)			

HIGHEST INDIVIDUAL YARDS RECEIVING GAMES BY CLEMSON

YDS. & NO.	PLAYER	SITE, OPP., SCORE	DATE
163 (5 receptions)	Jerry Butler	a-Georgia Tech (31-14)	9/24/77
152 (2 receptions)	Craig Brantley	h-Virginia (28-9)	11/16/74
145 (6 receptions)	Perry Tuttle	h-Furman (21-0)	9/8/79
144 (10 receptions)	Charlie Waters	h-Alabama (13-38)	10/25/69
141 (8 receptions)	Jim Lanzendoen	h-Virginia (32-27)	10/13/73
140 (5 receptions)	Jerry Butler	a-Maryland (28-24)	11/18/78
132 (4 receptions)	Charlie Waters	a-Virginia (21-14)	9/20/69
129 (11 receptions)	Phil Rogers	a-North Carolina (13-17)	11/6/65
128 (2 receptions)	Don Kelley	l-Virginia (32-15)	10/16/71
124 (6 receptions)	Jerry Butler	h-North Carolina (13-9)	11/11/78
l-Richmond, Va.			

HIGHEST INDIVIDUAL YARDS RECEIVING GAMES BY OPPONENTS

No. & Yds.	Player	Site, Team, Score	Date
209 (13 receptions)	Henley Carter	h-Duke (39-22)	10/19/68
163 (10 receptions)	Gordon Jones	1-Pittsburgh (3-34)	12/30/77
151 (7 receptions)	Rhett Dawson	a-FL State (13-38)	11/7/70
149 (13 receptions)	Wes Chesson	a-Duke (10-21)	10/24/70
132 (7 receptions)	Jimmy Mitchell	h-S. Carolina (32-38)	11/21/70
131 (11 receptions)	Larry Seivers	a-Tennessee (19-21)	10/2/76
129 (6 receptions)	Chuck Belic	h-Virginia (37-21)	10/21/72
124 (6 receptions)	Gerald Harp	h-W. Carolina (17-10)	9/27/80
121 (6 receptions)	Elliott Walker	1-Pittsburgh (3-34)	12/30/77
118 (8 receptions)	Troy Slade	h-Duke (17-13)	10/19/74
1-Jacksonville, FL (Gator Bowl)			

CLEMSON'S 25 LONGEST PLAYS

Yds.	Player(s)	Type Play	Site, Opp., Score	Date
108	Richie Luzzi	Aborted FG Rtn.	a-Georgia (13-31)	10/28/68
102	Don Kelley	Intcp. Rtn.	h-Duke (10-21)	10/24/70
99	Bill Mathis	KO Rtn.	a-GA Tech (6-16)	10/3/59
98	Hal Davis	KO Rtn.	h-Georgia (16-24)	10/13/62
97	Mark Fellers- Craig Brantley	Pass	h-Virginia (28-9)	11/16/74
94	Rex Varn	Intcp. Rtn.	a-N. C. State (33-10)	10/28/78
93	Rex Varn	Intcp. Rtn.	h-Maryland (14-21)	9/10/77
90	Banks McFadden	Rush	h-Presbyterian (18-0)	9/23/39
90	Jimmy Quarles	Intcp. Rtn.	a-Rice (20-14)	9/29/51
90	Buck George	Rush	a-Furman (34-14)	11/17/51
89	Bobby Gage	KO Rtn.	a-Duquesne (34-13)	11/15/47
88	Bobby Gage	Rush	h-Presbytn. (76-0)	9/22/45
88	Mack Matthews	Punt Rtn.	a-W. Forest (24-7)	10/6/62
87	Billy Hair	Rush	h-Furman (57-2)	11/18/50
87	Steve Fuller- Jerry Butler	Pass	a-Maryland (28-24)	11/18/78
85	Don Kelley	Punt Rtn.	a-Maryland (24-11)	10/31/70
81	Jackie Calvert	Rush	a-Missouri (34-0)	9/30/50
81	Ken Moore	Punt Rtn.	1-W. Forest (32-20)	10/30/54
81	Billy Lott-Perry Tuttle	Pass	h-Furman (21-0)	9/8/79
80n	Buddy Gore	KO Rtn.	h-Duke (9-6)	10/15/66
80	Jimmy Addison- Edgar McGee	Pass	a-W. Forest (23-21)	10/29/66
80	Jay Washington	Rush	a-GA Tech (29-21)	9/29/73
80	Willie Jordan- Craig Brantey	Pass	a-GA Tech (28-33)	9/27/75
78	Steve Fuller- Craig Brantley	Pass	h-Tulane (13-17)	9/13/75
77n	Rudy Hayes	Intcp. Rtn.	h-VA Tech (21-6)	11/3/75
76n	James Hough	Intcp. Rtn.	h-VA Tech (35-0)	10/10/45
1-Charlotte, NC				

OPPONENTS' 25 LONGEST PLAYS

Yds.	Player(s)	Type Play	Site, Opp., Score	Date
100	Larry Fallen	KO Rtn.	h-VA Tech (38-7)	10/7/78
98	Doug Kotar	KO Rtn.	h-Kentucky (10-13)	9/11/71
98	Steve Atkins	Rush	a-Maryland (28-24)	11/18/78
98n	Scott Woerner	Intcp. Rtn.	a-Georgia (16-20)	9/20/80
97	Dick Christy	KO Rtn.	h-N. C. State (7-13)	10/5/57
96	Gene Washington	KO Rtn.	a-Georgia (14-31)	9/22/73
92	John Shultz	KO Rtn.	h-Maryland (20-22)	11/15/75
90	Floyd Reid	Punt Rtn.	a-Georgia (0-20)	9/29/45
90	Dick Nolan	Punt Rtn.	h-Maryland (0-20)	10/3/53
88	Bernie Faloney	KO Rtn.	h-Maryland (0-20)	10/3/53
87	Dennis Tabron	Intcp. Rtn.	h-Duke (17-34)	10/18/80
85	Matt Robinson- Gene Washington	Pass	h-Georgia (0-41)	9/18/76
84n	Carroll McClain	Punt Rtn.	a-S. Carolina (28-14)	10/20/76
84	Mike Voight	Rush	h-N. Carolina (23-27)	11/6/76
83	Ernie Arizzi	Pass Intcp.	h-Maryland (21-6)	11/16/63
81	Willie Burden	Rush	h-N. C. State (23-31)	11/20/71
80	Bobby Hall	Rush	a-N. C. State (24-19)	11/2/68
78n	Bob Schneidenbach- Ed Lutes	Pass	1-Miami (FL) (15-14)	1/1/51
78	Terry Henley	Rush	h-Auburn (0-44)	10/10/70
78	Bubba Bean	Rush	h-Texas A&M (15-30)	10/6/73
	Frank Lankewicz	Pass	h-Georgia (16-24)	10/13/62
77	Larry Rakestraw-			
77	Jim Rossi-Ray Barlow	Pass	h-N. C. State (3-7)	10/5/63
77	Spencer Clark	Rush	a-S. Carolina (31-27)	11/19/77
76	Wyatt Washington	Intcp. Rtn.	h-Tulane (13-17)	9/13/75

n-denotes non-scoring play

Yds.	Player(s)	Type Play	Site, Opp., Score	Date
74	Larry Rakestraw- Don Porterfield	Pass	h-Georgia (16-24)	10/13/62
74	Mike Battle	Punt Rtn.	a-Sou. Cal (0-30)	10/22/66
n-non-scoring play 1-Miami, FL (Orange Bowl)				

LONGEST CLEMSON RUNS FROM SCRIMMAGE

Yds.	Name	Site, Team, Score	Date
90	Banks McFadden, TB	h-Presbyterian (18-0)	9/23/39
90	Buck George, TB	a-Furman (34-14)	11/17/51
88	Bobby Gage, TB	h-Presbyterian (76-0)	9/22/45
87	Billy Hair, TB	h-Furman (57-2)	11/18/50
81	Jackie Calvert, TB	a-Missouri (34-0)	9/30/50
80	Jay Washington, TB	a-GA Tech (29-21)	9/29/73
75	Steve Fuller, QB	h-VA Tech (38-7)	10/7/78
74	Don King, QB	a-Fordham (12-12)	11/8/52
71	Smiley Sanders, TB	h-W. Forest (35-8)	11/3/73
69	Billy Hair, TB	a-Boston Col. (35-14)	11/11/50
		a-Tennessee (28-29)	10/25/74
68	Mike O'Cain, QB	h-N. C. State (21-38)	10/23/76
68	Warren Ratchford, TB	a-VA Tech (31-13)	10/1/77
66	Ray Mathews, WB	a-S. Carolina (19-21)	10/23/47
66	Don King, QB	a-Fordham (12-12)	11/8/52

LONGEST OPPONENT RUNS FROM SCRIMMAGE

LONGEST OPPONENT RUNS FROM SCHIRMER			
Yds.	Name	Site, Team, Score	Date
98	Steve Atkins	a-Maryland (28-24)	11/18/78
84	Mike Voight	h-N. Carolina (23-27)	11/6/76
81	Willie Burden	h-N. C. State (23-31)	11/20/71
80	Bobby Hall	a-N. C. State (24-19)	11/2/68
78	Terry Henley	h-Auburn (0-44)	10/10/70
78	Bubba Bean	h-Texas A&M (15-30)	10/6/73
77	Spencer Clark	a-S. Carolina (31-27)	11/19/77
73	Ray Goff	h-Georgia (0-41)	9/18/76
71	Kent Merritt	1-Virginia (32-15)	10/16/71
70	Nick Pacello	h-Duquesne (53-20)	11/4/50
70	Mark Leggett	a-Duke (6-21)	10/22/60
70	Jim Fauver	a-TX Christ. (10-14)	10/24/64
69	Brent Cunningham	a-GA Tech (7-28)	10/3/70
67	Thomas Emerson	h-Tulane (21-6)	11/4/61
67	Jay Wilkinson	a-Duke (30-35)	10/19/63
1-Richmond, VA (Tobacco Bowl)			

LONGEST CLEMSON PASS PLAYS FROM SCRIMMAGE

Yds.	Players	Site, Team, Score	Date
97	Mark Fellers-Craig Brantley	h-Virginia (28-9)	11/16/74
87	Steve Fuller-Jerry Butler	a-Maryland (28-24)	11/18/78
81	Billy Lott-Perry Tuttle	h-Furman (21-0)	9/8/79
80	Jimmy Addison-Edgar McGee	a-W. Forest (23-21)	10/29/66
80	Willie Jordan-Craig Brantley	a-GA Tech (28-33)	9/27/75
78	Steve Fuller-Craig Brantley	h-Tulane (13-17)	9/13/75
75	Jimmy Addison-Jacky Jackson	h-Virginia (40-35)	9/24/66
75	Tommy Kendrick-Don Kelley	1-Virginia (32-15)	10/16/71
68	Harvey White-Gary Barnes	2-TX Christ (23-7)	12/19/59
68	Thomas Ray-Johnny Case	a-Duke (30-35)	10/19/63
67	Willie Jordan-Joey Walters	a-Duke (21-25)	11/18/74
66	Steve Fuller-Jerry Butler	a-GA Tech (31-14)	9/24/77
65	Harvey White-Whitey Jordan	h-Maryland (26-7)	11/9/57
65	Mark Fellers-Bennie Cunningham	a-Tennessee (28-29)	10/25/74
63	Billy Hair-Bob Hudson	h-Furman (57-2)	11/18/50
63	Tommy Kendrick-Don Kelley	a-Ga. Tech (14-24)	10/2/71
1-Richmond, VA (Tobacco Bowl)		2-Houston, TX (Bluebonnet Bowl)	

LONGEST OPPONENT PASS PLAYS FROM SCRIMMAGE

Yds.	Players	Site, Team, Score	Date
85	Matt Robinson-Gene Washington	h-Georgia (0-41)	9/18/76
78	Bob Schneidenbach-Ed Lutes	1-Miami (FL) (15-14)	1/1/51
77	Larry Rakestraw-Frank Lankewicz	h-Georgia (16-24)	10/13/62
77	Jim Rossi-Ray Barlow	h-N. C. State (3-7)	10/5/63
74	Norm Snead-Neil McLean	h-W. Forest (33-31)	11/21/59
74	Larry Rakestraw-Donald Porterfield	h-Georgia (16-24)	10/13/62
69	Gary Black-Ronnie Jackson	h-N. Carolina (0-29)	11/7/64
65	Bernie Faloney-Dick Nolan	h-Maryland (0-20)	10/3/53
65	Condredge Holoway-Stanley Morgan	a-Tennessee (28-29)	10/25/74
63	Dan Buckey-Roland Hooks	a-N. C. State (10-31)	9/21/74
60	Walt Rappold-Mark Leggett	a-Duke (17-7)	10/21/61
59	Mike Cavan-Charles Whittemore	h-Georgia (0-30)	9/27/69
59	Roger Neighborgall-Troy Slade	a-Duke (8-24)	10/20/73
57	Charles Boxold-Ron Waller	a-Maryland ((0-16)	11/13/54
57	Howell Tubbs-Jimmy Phillips	2-Auburn (0-21)	11/19/55
57	Jim Fauver-Bobby Batton	a-TX Christ (10-14)	10/24/64
1-Miami, FL (Orange Bowl)		2-Mobile, Ala.	

LONGEST CLEMSON KICKOFF RETURNS

Yds	Player	Site, Team, Score	Date
99	Bill Mathis	a-GA Tech (6-16)	10/3/59
98	Hal Davis	h-Georgia (16-24)	10/13/62
89	Bobby Gage	a-Duquesne (34-13)	11/15/47
80	Buddy Gore	h-Duke (9-6)	10/15/66
76	Buddy Gore	a-N. C. State (24-19)	11/2/68
72	Billy Hair	1-Miami (FL) (0-14)	1/1/52
72	Jack Anderson	h-S. Carolina (3-7)	11/23/68
65	David Thomas	a-GA Tech (9-31)	10/7/72
51	Dennis Goss	a-N. Carolina (13-25)	11/6/71
50	Billy Wingo	a-N. Carolina (37-29)	11/10/73
1-Jacksonville, FL (Gator Bowl)			

LONGEST OPPONENT KICKOFF RETURNS

Yds	Player	Site, Team, Score	Date
100	Larry Fallen	h-VA Tech (38-7)	10/7/78
98	Doug Kotar	h-Kentucky (10-13)	9/11/71
97	Dick Christy	h-N. C. State (7-13)	10/5/57
96	Gene Washington	a-Georgia (14-31)	9/22/73
92	John Schultz	h-Maryland (20-22)	11/15/75
88	Bernie Faloney	h-Maryland (0-20)	10/3/53
67	Jay Wilkinson	a-Duke (30-35)	10/19/63
56	Gene Angle	a-Virginia (35-0)	10/26/63
53	Ed Mooney	h-N. C. State (27-0)	10/7/50
51	Joe Horning	a-Maryland (0-16)	11/13/54

LONGEST CLEMSON PUNT RETURNS

Yds	Player	Site, Team, Score	Date
108	Richie Luzzi	a-Georgia (13-31)	10/28/68
90	Shad Bryant	1-Geo. Wash. (7-7)	10/8/38
88	Mack Matthews	a-W. Forest (24-7)	10/6/62
85	Don Kelley	a-Maryland (24-11)	10/31/70
81	Ken Moore	1-W. Forest (32-20)	10/30/54
75	Streak Lawton	2-Mercer (32-0)	11/17/34
74	Joe Pagliei	h-Presbyterian (33-0)	9/18/54
72	Gary Barnes	h-Furman (35-6)	11/18/61
70	Streak Lawton	h-W. Forest (13-7)	10/5/35
68	Elmo Lam	h-Tulane (21-6)	11/4/61
1-Charlotte, NC			
2-Savannah, GA			

LONGEST OPPONENT PUNT RETURNS

Yds.	Players	Site, Team, Score	Date
90	Floyd Reid	a-Georgia (0-20)	9/29/45
90	Dick Nolan	h-Maryland (0-20)	10/3/53
84	Carroll McLain	a-S. Carolina (28-14)	10/20/55
74	Mike Battle	a-Southern Cal (0-30)	10/22/66
73	Tyler Hellams	h-S. Carolina (3-7)	11/23/68
71	Phil Heisler	a-Furman (40-20)	11/16/55
70	Dick Zotti	a-Bost. Coll. (14-14)	9/26/53
69	Phil Lamm	h-N. Carolina (10-26)	11/4/72
67	David Riggs	a-N. Carolina (13-17)	11/6/65
67	Scott Woerner	a-Georgia (16-20)	9/20/80

LONGEST CLEMSON INTERCEPTION RETURNS

Yds	Player	Site, Team, Score	Date
102	Don Kelley	h-Duke (10-21)	10/24/70
94	Rex Varn	a-N. C. State (33-10)	10/28/78
93	Rex Varn	h-Maryland (14-21)	9/10/77
90	Jimmy Quarles	a-Rice (20-14)	9/29/51
77	Rudy Hayes	h-VA Tech (21-6)	11/3/56
76	James Hough	h-VA Tech (35-0)	10/10/45
73	George Usry	h-W. Forest (33-31)	11/21/59
68	Jewell McLaurin	a-Maryland (24-11)	10/31/70
64	Willie Underwood	h-S. Carolina (27-6)	11/22/80
60	Ron Scrudato	h-N. C. State (23-0)	10/10/59

LONGEST OPPONENT INTERCEPTION RETURNS

Yds	Player	Site, Team, Score	Date
98	Scott Woerner	a-Georgia (16-20)	9/20/80
87	Dennis Tabron	h-Duke (17-34)	10/18/80
83	Ernie Arizzi	h-Maryland (21-6)	11/16/63
76	Wyatt Washington	h-Tulane (13-17)	9/13/75
71	Don Golden	h-Georgia (0-28)	9/25/71
69	Bobby Robinson	h-W. Forest (33-31)	11/21/59
68	George Atkins	h-Auburn (19-45)	11/21/53
68	Ernie Arizzi	a-Maryland (17-14)	11/17/62
60	John Janus	a-Boston Col. (14-25)	11/19/60
57	Clyde Powers	a-Oklahoma (3-52)	10/30/72

CLEMSON'S HIGHEST SCORING QUARTERS

1st Q	2nd Q	3rd Q	4th Q	Site, Opp., Score	Date
	28			h-Presbyterian (55-0)	9/23/50
		28		a-Boston Col. (35-14)	11/11/50
			28	h-Auburn (34-0)	11/24/51
			28	h-Furman (42-14)	11/26/60
	27			h-Presbyterian (76-0)	9/22/45
		27		a-Virginia (47-0)	9/26/59
			27	h-Duke (39-22)	10/19/68
		26		h-Presbyterian (76-0)	9/22/45
26				h-Presbyterian (53-13)	9/20/52
		26		h-The Citadel (59-0)	11/27/54
	24			h-VMI (57-12)	11/11/44
	23			a-N. Carolina (37-29)	10/10/73
	23			h-The Citadel (58-3)	9/16/78
			22	a-Furman (56-3)	11/28/59
	21			h-VA Tech (35-0)	11/10/45
		21	21	h-Presbyterian (69-7)	9/17/45
		21		a-Furman (28-21)	11/19/49
			21	h-Duquesne (53-20)	11/4/50
			21	a-Furman (40-20)	11/26/55
21				h-Presbyterian (66-0)	9/21/57
			21	a-W. Forest (28-7)	9/24/60
			21	a-Maryland (24-11)	10/31/70
	21			a-Duke (21-25)	10/18/75
21				h-S. Carolina (41-23)	11/25/78

OPPONENTS' HIGHEST SCORING QUARTERS

1st Q	2nd Q	3rd Q	4th Q	Site, Opp., Score	Date
		28		a-Tulane (13-54)	11/9/46
	28			a-N. C. State (17-42)	11/18/72
			26	a-Miami (F.) (7-39)	10/9/53
			26	a-W. Forest (35-33)	11/1/80
25				a-GA Tech (6-41)	11/20/43
	23			a-Auburn (0-51)	10/11/69
	22			a-N. Carolina (15-32)	11/15/69
	21			h-W. Forest (21-35)	10/29/49
			21	a-Furman (28-21)	11/19/49
			21	a-Florida (13-54)	10/11/52
21				a-GA Tech (6-38)	10/2/65
		21		a-Auburn (0-51)	10/11/69
21				h-N. Carolina (7-42)	11/14/70
	21			a-Georgia (0-38)	9/26/70
			21	a-GA Tech (7-28)	10/3/70
		21		a-Oklahoma (3-52)	9/30/72
			21	a-Maryland (6-31)	11/11/72
			21	a-Maryland (0-41)	10/12/74
	21			a-S. Carolina (20-56)	11/22/75
	21			a-Tennessee (19-21)	10/2/76

HIGHEST SCORING QUARTERS BY BOTH TEAMS

(Clemson Scoring First in Parenthesis)

1st Q	2nd Q	3rd Q	4th Q	Site, Opp., Score	Date
			42 (27-15)	h-Duke (39-22)	10/19/68
	37 (23-14)			h-N. Carolina (37-29)	10/11/73
			36 (28-8)	h-Furman (42-14)	11/26/60
			35 (9-26)	a-W. Forest (35-33)	11/1/80
			34 (21-13)	a-Furman (40-20)	11/26/55
			34 (20-14)	a-W. Forest (20-36)	9/17/70
			33 (7-26)	a-Miami (F.) (7-39)	10/9/53
			31 (19-12)	h-Boston Col. (34-12)	11/22/58
	31 (17-14)			a-Duke (30-35)	10/19/67
	31 (14-17)			a-Auburn (21-43)	10/14/67
			30 (14-16)	a-Tennessee (28-29)	10/26/74
	29 (7-22)			a-N. Carolina (15-32)	11/15/69
			29 (21-8)	a-Maryland (24-11)	10/31/70
			29 (15-14)	h-S. Carolina (32-38)	11/21/70
		28 (0-28)		a-Tulane (13-54)	11/9/46
			28 (21-7)	h-Presbyterian (69-7)	9/17/49
	28 (7-21)		28 (14-14)	h-W. Forest (21-35)	10/29/49
			28 (21-7)	a-Furman (28-21)	11/19/49
	28 (28-0)			h-Presbyterian (55-0)	9/23/50
			28 (7-21)	h-Duquesne (53-20)	11/4/50
		28 (28-0)		a-Boston Col. (35-14)	11/11/50
			28 (28-0)	h-Auburn (34-0)	11/24/51
	28 (14-14)			a-Oklahoma (14-31)	9/21/63
			28 (14-14)	a-Virginia (21-14)	9/20/69
	28 (0-28)			a-N. C. State (17-42)	11/18/72
	28 (20-8)			h-N. Carolina (54-32)	11/9/74
	28 (7-21)			a-Tennessee (19-21)	10/2/76
	27 (27-0)			h-Presbyterian (76-0)	9/22/45

1st Q	2nd Q	3rd Q	4th Q	Site, Opp., Score	Date
	27 (20-7)			a-Tulane (47-20)	11/17/45
	27 (7-20)			h-Boston Col. (27-40)	11/5/49
		27 (27-0)		a-Virginia (47-0)	9/18/75
	27 (21-6)			a-Duke (21-25)	10/18/75
27 (7-20)				h-Tulane (7-43)	11/1/75
	27 (6-21)			a-S. Carolina (20-56)	11/22/75
			27 (7-20)	a-S. Carolina (31-27)	11/19/77

100-YARD CAREER RUSHING PERFORMANCES

Times	Name & Position	Best	Year
11	Buddy Gore, TB	189 vs. South Carolina	1967
8	Fred Cone, FB	163 vs. Auburn	1950
8	Ray Yaeger, TB	204 vs. North Carolina	1968
8	Lester Brown, TB	178 vs. Virginia	1978
7	Billy Hair, TB	174 vs. Presbyterian	1951
6	Joel Wells, TB	175 vs. Furman	1955
5	Bobby Gage, TB	182 vs. Presbyterian	1947
5	Ray Mathews, WB	161 vs. Presbyterian	1949
4	Jackie Calvert, TB	175 vs. Missouri	1950
3	Charlie Timmons, FB	115 vs. Boston College	1939
3	Butch Butler, TB	192 vs. Presbyterian	1942
3	Lawrence Gressette, FB	177 vs. Auburn	1951
3	Hugh Mauldin, TB	144 vs. Texas Christian	1965
3	Ken Callicutt, TB	197 vs. South Carolina	1974
3	Steve Fuller, QB	111 vs. Georgia Tech	1976
2	Banks McFadden, TB	173 vs. Presbyterian	1939
2	Shad Bryant, WB	127 vs. George Washington	1939
2	Chippy Maness, WB	160 vs. Southwestern	1940
2	Sid Tinsley, TB	146 vs. South Carolina	1944
2	Booty Payne, TB	108 vs. Virginia Military	1941
2	Jim Whitmire, TB	137 vs. Wake Forest	1943
2	Buck George, WB	204 vs. Presbyterian	1952
2	Wade Hughes, FB	152 vs. Wake Forest	1972
2	Smiley Sanders, TB	136 vs. Wake Forest	1973
2	Marvin Sims, FB	146 vs. Georgia	1979
2	Chuck McSwain, TB	120 vs. Duke	1979
1	Don Willis, BB	105 vs. Wake Forest	1938
1	Johnny Sweatte, FB	101 vs. Wake Forest	1941
1	Billy G. Rogers, TB	117 vs. South Carolina	1944
1	Watt Stewart, TB	106 vs. Presbyterian	1944
1	Billy Poe, WB	103 vs. Tulane	1945
1	Jim Reynolds, WB	105 vs. Presbyterian	1945
1	Dewey Quinn, FB	118 vs. Furman	1946
1	Carol Cox, TB	116 vs. Furman	1948
1	Jim Shirley, FB	133 vs. N. C. State	1951
1	Don King, TB	234 vs. Fordham	1952
1	Ken Moore, TB	152 vs. The Citadel	1954
1	Billy O'Dell, FB	103 vs. Wake Forest	1955
1	Rudy Hayes, FB	108 vs. Duke	1957
1	Harvey White, QB	105 vs. Vanderbilt	1958
1	Doug Cline, FB	125 vs. Wake Forest	1959
1	Hal Davis, TB	179 vs. Virginia	1964
1	Ricky Gilstrap, QB	108 vs. Maryland	1971
1	Heide Davis, FB	100 vs. South Carolina	1972
1	Ken Pengitore, QB	100 vs. North Carolina	1973
1	Jay Washington, TB	124 vs. Georgia Tech	1973
1	Don Testerman, FB	146 vs. Tennessee	1974
1	Mark Fellers, QB	106 vs. South Carolina	1974
1	Tony Mathews, TB	104 vs. Wake Forest	1974
1	Harold Goggins, TB	137 vs. South Carolina	1975
1	Warren Ratchford, TB	127 vs. South Carolina	1976
1	Mike O'Cain, QB	140 vs. N. C. State	1976
1	Homer Jordan, QB	100 vs. Virginia	1980

There were no 100-plus yard performances in 1953, 1960, 1961, and 1963.

TWO 100-PLUS YARDS RUSHING PERFORMANCES SAME GAME

Players	Site, Opponent, Score	Date
Payne (102) and Sweatte (101)	h-Wake Forest (29-0)	11/15/41
Tinsley (127) and Timmons (103)	a-Furman (34-0)	11/22/41
Tinsley (146) and Rogers (117)	a-South Carolina (20-13)	10/19/44
Gage (145) and Reynolds (105)	h-Presbyterian (76-0)	9/22/45
Cox (116) and Gage (104)	h-Furman (41-0)	11/6/48
Cone (145) and Hair (141)	h-Furman (57-2)	11/18/50
Hair (174) and Gressette (110)	h-Presbyterian (53-6)	9/22/51
Gressette (130) and George (114)	a-Furman (34-14)	11/17/51
Gressette (177) and Hair (113)	h-Auburn (34-0)	11/24/51
Callicutt (197) and Fellers (106)	h-South Carolina (39-21)	11/23/74
Cone (143), Mathews (131) and Calvert (109)	h-Presbyterian (55-0)	9/23/50

THREE 100-PLUS YARDS RUSHING PERFORMANCES

Players	Site, Opponent, Score	Date
Calvert (175), Mathews (120) and Cone (111)	a-Missouri (34-0)	9/30/50
Brown (121), Fuller (108) and Sims (104)	h-South Carolina (41-23)	11/25/78

100-PLUS YARD RUSHING PERFORMANCES, ONE SEASON

5 by Fred Cone, 1950 5 by Lester Brown, 1978

100-YARD CAREER PASSING PERFORMANCES

Times	Name	Best	Year
21	Steve Fuller	225 vs. Virginia	1977
17	Tommy Kendrick	252 vs. Virginia	1971
15	Jimmy Addison	283 vs. Virginia	1966
14	Ken Pengitore	227 vs. Virginia	1973
10	Bobby Gage	245 vs. Furman	1947
8	Billy Hair	185 vs. Duquesne	1950
7	Harvey White	258 vs. Furman	1957
7	Jim Parker	246 vs. Duke	1963
7	Homer Jordan	207 vs. North Carolina	1980
6	Don King	226 vs. Auburn	1953
6	Billy Ammons	212 vs. N. C. State	1968
6	Billy Lott	204 vs. Baylor	1979
5	Thomas Ray	323 vs. North Carolina	1965
4	Mark Fellers	157 vs. Virginia	1974
3	Booty Payne	202 vs. South Carolina	1941
3	Butch Butler	114 vs. Tulane	1945
3	Gerald Leverman	153 vs. Tulane	1946
3	Willie Jordan	251 vs. Georgia Tech	1975
2	Banks McFadden	156 vs. N. C. State	1939
2	Lowndes Shingler	150 vs. Vanderbilt	1960
2	Jackie Calvert	181 vs. N. C. State	1950
2	Joe Aanderson	132 vs. Furman	1961
2	Mike O'Cain	140 vs. South Carolina	1975
1	Chippy Maness	143 vs. Auburn	1940
1	Arthur Trumpore	119 vs. Georgia Tech	1943
1	Dick Hendley	101 vs. Tulane	1946
1	Carol Cox	114 vs. Presbyterian	1949
1	Ray Mathews	166 vs. Furman	1949
1	Charlie Waters	103 vs. Georgia	1968

There were no 100-plus performances in 1944, 1956, 1958, and 1964

TWO 100-PLUS YARDS PASSING PERFORMANCES SAME GAME

Players	Site, Opponent, Score	Date
Leverman (153) and Hendley (101)	a-Tulane (13-54)	11/9/46
White (104) and Shingler (101)	a-Virginia (47-0)	9/26/59
Parker (246) and Ray (118)	a-Duke (30-35)	10/19/63
Pengitore (120) and Kendrick (107)	h-N. C. State (23-31)	11/20/71
Fuller (139) and Lott 106)	h-The Citadel (58-0)	9/16/78

MOST CONSECUTIVE 100-PLUS YARD PASSING PERFORMANCES

6 — Billy Ammons, 1968; Ken Pengitore 1973; Steve Fuller (Last 4 games 1977, First 2 1978)

5 — Jimmy Addison, 1966; Jimmy Addison, 1967

MOST 100-YARD PASSING PERFORMANCES IN A SEASON

9 — Jimmy Addison, 1966; Steve Fuller, 1978

8 — Ken Pengitore, 1973; Steve Fuller, 1977

7 — Homer Jordan, 1980

6 — Billy Ammons, 1968; Tommy Kendrick, 1969; Tommy Kendrick, 1970

OVER 100 YARDS RUSHING AND OVER 100 YARDS PASSING, ONE GAME, ONE PLAYER

Player	Yds. Rush	Yds. Pass	Site, Opp., Score	Date
Booty Payne	102	197	h-Wake Forest (29-0)	11/15/41
Bobby Gage	141	233	h-Auburn (34-18)	11/22/47
Jackie Calvert	103	181	h-N. C. State (27-0)	10/7/50
Billy Hair	104	185	h-Duquesne (53-20)	11/4/50
Billy Hair	141	130	h-Furman (57-2)	11/18/50
Billy Hair	174	123	h-Presbyterian (53-6)	9/22/51
Billy Hair	102	147	h-Wake Forest (21-6)	11/3/51
Billy Hair	113	184	h-Auburn (34-0)	11/24/51
Ken Pengitore	100	212	a-North Carolina (37-29)	11/10/73
Mark Fellers	106	123	h-North Carolina (39-21)	11/23/74
Steve Fuller	111	164	a-Georgia Tech (24-24)	9/25/76
Steve Fuller	106	128	h-Virginia Tech (38-7)	10/7/78
Homer Jordan	100	107	a-Virginia (27-24)	10/11/80

TIGER ASSISTANT COACHES — All-Time

- ADAMS, DWIGHT (Henderson State '58) — Linebackers 1973-75; Defensive Ends 1976-78
- AGNEW, F. H. — 1918
- ANDERSON, WILLIE (Clemson '75) — Head Jayvee 1977-79; Tight Ends 1979; Defensive ends 1980-Present
- ANDREWS, MICKEY (Alabama '65) — Def. Coordinator and Def. Backs 1977-78; Def. Backs 1979-80
- BAKER, ART (Presbyterian '53) — Freshman 1965; Off. Backs 1966-69.
- BANKS, B. C. ("STUMPY") (Clemson '18) — Backs 1920-21.
- BARFIELD, DOUG (Southern Mississippi '57) — Off. Backs 1970-71.
- BASS, TOM (Maryville '60) — Freshman 1967-69; Def. Line 1970-72; Def. Ends 1973-75; Off. Backs 1976; Administrative Assistant 1977-79.
- BECKISH, LARRY (Wichita State '63) — Off. Ends 1968-70; Freshman 1972; Off. Ends 1973-76.
- BOWMAN, R. V. T. — Assistant 1896-98.
- BUGAR, MIKE (Florida State '67), Def. Ends 1977-79.
- BUSTLE, RICKY (Clemson '77) — Def. Backs 1979
- BURSON, JOE (Georgia '66) — Freshman 1970; Def. Ends 1971-72; Def. Backs 1973-76.
- CARLTON, BOBBY (Newberry '67) — Freshman 1975.
- CARSON, JULES (Clemson '14) — Freshman 1915, 27-30.
- CARTER, RONNIE (Arkansas A&M '67) — Freshman 1973-74; Off. Line 1975.
- COHEN, RUSS (Vanderbilt '17) — Def. Backs 1947-55.
- CONE, FRED (Clemson '51) — Recruiter 1961-72.
- CONOVER, LARRY — Line 1920.
- COX, CARY (Clemson '49) — Freshman 1949.
- COX, WALTER (Clemson '39) — Off. Line 1940, 43, 46-50.
- CRAIG, JOHNSON — Freshman 1933.
- DAVIS, JOE (Southwestern) — Ends 1931-39.
- DILLIARD, BILL (Clemson) — Freshman 1937-38.
- EMORY, ED (East Carolina '60) — Freshman 1973; Off. Backs 1974-75; Off. Line 1976.
- FORD, DANNY (Alabama '70) — Assistant Head Coach and Offensive Line 1977-78
- FOX — 1919-20
- FRAZIER, R. A. — 1908
- FRITTS, GEORGE (Clemson) — Line 1943.
- GANTT, JOHN W. (Clemson) — Backs 1903-07.
- GEE, J. B. (Clemson '17) — Line 1927.
- GETTYS, E. F. (Clemson '22) — Line 1922.
- GILLIAM, TINK — Freshman 1925-26.
- GOODALE, B. E. (Big Ben) (Clemson) — Freshman 1922, 25, 29.
- GRACE, RONNIE (Clemson '62) — Freshman 1968-69; Def. Line 1970.
- GUYON, JOE (Carlisle Institute) — Line 1928-29.
- HALLMAN, CURLEY (Texas A&M '69) — Linebackers 1979-80; Defensive Backs 1981
- HARPER, TOM (Kentucky '53) — Defensive Line 1981
- HARPER — 1927
- HAMILTON — 1922
- HARVEY, B. C. (Clemson '28) — Line 1928.
- HEFFNER, PETE — Backs 1930-32.
- HERRIN, LES (Western Carolina '71) — Linebackers 1981
- HINSON, RANDY (Clemson '36) — Freshman 1939-40, 46-48.
- HOAGLAND, EARL (Purdue) — Off. Backs 1935-36.
- HOLLAND, JIM (Appalachian State '71) — Freshman 1975.
- HOLLAND, JOE (Clemson '07) — Backs 1909.
- HOWARD, FRANK (Alabama '31) — Off. Line 1931-39.
- HOLLAND, LAWSON (Clemson '75) — Receivers 1980-Present
- JONES, BOB (Clemson '30) — Freshman 1931-39; Off. Ends 1940-65; Def. Ends 1965-69.

JORDAN, WHITEY (Clemson '59) — Freshman 1959-64; Off. Ends 1965-67; Off. Coordinator 1968-69; Off. Line 1970; Off. Ends 1971-72.

KINES, JOE (Jacksonville State '66) — Linebackers 1977-78

KING, BUDDY (Clemson '73) — Off. Line 1976-Present

KIRK, JERRY (East Tennessee State '63) — Defensive Line 1977

LAYCOCK, JIMMYE (William & Mary '70) — Off. Coordinator and Off. Backs 1977-79.

LONG, BOBBY (Clemson '69) — Recruiter 1968-70.

MacINTYRE, GEORGE (Miami, Fla. '61) — Def. Backs 1970-72.

MAJOR, C. S. "RIP" (Auburn) — Line 1913.

MAXWELL, JOHN (Clemson '04) — Backs 1904.

MAY, T. E. — Line 1922-24.

McFADDEN, BANKS (Clemson '40) — Def. Backs 1941, 1946-49 Freshmen 1950-54; Def. Backs 1955-69.

McLELLAN, BILL (Clemson '54) — Freshman 1966-69.

McLEOD, A. P. (Dizzy) (Furman) — Line 1927.

McMILLAN, COVINGTON (Goat) (Clemson '30) — Off. Backs 1937-41; 1946-52; Freshman 1953-64.

MOORE, TOM (Citadel '67) — Jayvee 1971-75, Def. Backs '76; Receivers 1977-78.

MORRIS, W. G. — 1916-17, 1919

MOSS, G. S. (Clemson) — Freshman 1933.

MURPHY — 1912

MURRY, DON (Arkansas A&M '66) — Off. Coordinator and Off. Backs 1973-76.

NORMAN, ROCK (Roanoke '15) — Freshman 1940-42; 1946-54.

NORWOOD, GORDON (Arkansas '69) — Freshman 1970-72.

ORGEL, FRANK (Georgia '69) — Def. Line 1980

OWEN, DUKE (Georgetown '53) — Freshman 1970; Off. Line 1971-75.

PADGETT, FRANK (Clemson '21) — Line 1926.

PATTON, BOB (Clemson '53) — Freshman 1966.

PELL, CHARLEY (Alabama '63) — Assistant Head Coach and Defensive Coordinator 1976

RAMSEY, GEORGE — Backs 1933, 35.

REEDY, CHUCK (Appalachian State '71) — Offensive Backs 1978-Present

RICHARDS, CUL — Line 1924-25.

ROGERS, TOM (Duke) — Ends 1942.

SANDERS, RED (Vanderbilt '26) — Backs 1928-30.

SATTERFIELD, STEVE (South Carolina '60) — Freshman 1971; Off. Backs 1972-73.

SCHILLETTER, WILLIAM A. (Clemson '15) — Line 1915, 1919

SEGARS, KEN (Clemson) — Freshman 1939.

SHAW, ED — Backs 1921.

SHIVELY, DOUG (Kentucky '59) — Linebackers 1970-72.

SMITH, BOB (Furman '34) — Def. Line 1949-62; Def. Coordinator 1963-69.

STEELMAN, HAROLD (Arkansas '55) — Def. Line 1973-76.

STOKLEY, NELSON (LSU '58) — Quarterbacks 1980-Present

SWINGER, BILL (S. C. State '65) — Freshman 1973-75.

VAN DER HEYDEN, LARRY (Iowa State '62) — Offensive Line 1979-Present.

WADE, DON (Clemson '52) — Freshman 1953-58; Off. Line 1959-67.

WALLER, CHARLEY (Oglethorpe '42) — Off. Backs 1957-65.

WARE, BILLY (Clemson '70) — Defensive Backs 1978; Defensive Ends 1979; Administrative Assistant 1980-81.

WHITE, W. P. (Clemson '10) — Offense 1910.

WILD, ORMAND (Clemson '54) — Freshman 1965.

WILLIAMS, R. C. "BOB" — 1908.

WISE, CARL (King College '37) — Off. Backs 1955-56.

WRENN, CLYDE (N. C. State '65) — Freshman 1972; Recruiter 1973-1977.

CLEMSON PLAYERS IN PRO FOOTBALL

*Still active

- BALDWIN, BOB (1964) — Back, 1966-67 Baltimore Colts
- BARNES, GARY (1961) — End, 1962-63 Green Bay Packers; 1963 Dallas Cowboys; 1964 Chicago Bears; 1966-67 Atlanta Falcons
- *BOSTIC, JEFF (1979) — Center, 1980-81 Washington Redskins
- *BOSTIC, JOE (1978) — Guard, 1979-80 St. Louis Cardinals
- *BROWN, LESTER (1979) — TB, Drafted 7th round, Dallas Cowboys, 1980-Present, Saskatchewan Roughriders
- *BROOKS, JONATHAN (1978) LB, 1979 Detroit Lions; 1980 St. Louis Cardinals
- *BUTLER, JERRY (1978) — WR, 1979-80 Buffalo Bills; AFC offensive Rookie of the Year; 1st round draft choice.
- CAGLE, JOHN (1968) — DE-DT, 1969 Boston Patriots
- *CALLICUTT, KEN (1977) — Back, 1979-Present, Detroit Lions
- *CLARK, DWIGHT (1978) — WR, 1979-80 San Francisco 49ers
- CHUY, DON (1962) — Guard, 1963-68 Los Angeles Rams; 1969 Philadelphia Eagles
- CLINE, DOUG (1959) — LB, 1960-66 Houston Oilers; 1966 San Diego Chargers
- CONE, FRED (1950) — Back-Kicker, 1951-57 Green Bay Packers; 1960 Dallas Cowboys; 1955 NFL Field Goal Leader
- CORDILEONE, LOU (1959) — DE-DT-OG, 1960 New York Giants; 1961 San Francisco 49ers; 1962 Los Angeles Rams; 1962-63 Pittsburgh Steelers; 1967-68 New Orleans Saints; 1st Round Draft Choice
- *CUNNINGHAM, BENNIE (1975) — TE, 1976-Present Pittsburgh Steelers; 1st Round Draft Choice; 1979-1980 Super Bowl Winner
- DAIGNEAULT, DOUG (1959) — Back, 1960-62 Ottawa Rough Riders; 1963-65 Winnipeg Blue Bombers
- DUKES, MIKE (1958) — LB, 1960-63 Houston Oilers; 1964-65 Boston Patriots; 1965 New York Jets
- *EPPEES, ROY (1977) — DB, 1980 Ottawa Rough Riders
- FRITTS, GEORGE (1941) — Tackle, 1945 Philadelphia Eagles
- *FULLER, STEVE (1978) — QB, 1979-80, Kansas City Chiefs; 1st Round Draft Choice
- GAGE, BOBBY (1948) — Back, 1949-50 Pittsburgh Steelers; 1st Round Draft Choice
- HARRELL, RICKY (1972) — Center, 1973 New York Jets.
- HAYES, RUDY (1958) — LB, 1959-60, 1962 Pittsburgh Steelers
- HEFNER, LARRY (1971) — LB, 1972-75 Green Bay Packers
- HENDLEY, DICK (1950) — Back, 1951 Pittsburgh Steelers
- HUDSON, BILL (1956) — DT, 1957-60 Montreal Alouettes; 1961-62 San Diego Chargers; 1963 Boston Patriots
- HUDSON, BOB (1950) — DE-LB-DB, 1951-52 New York Giants; 1953-55, 1957-58 Philadelphia Eagles; 1959 Washington Redskins; 1960 Dallas Texans; 1960-61 Denver Broncos
- INABINET, CLARENCE (1935) — Guard, 1936 Rochester Tigers
- JENKINS, RALPH (1946) — Center, 1947 Pittsburgh Steelers
- *KENNEY, STEVE (1978) — Tackle, 1979-80 Philadelphia Eagles
- LATIMER, AL (1978) — DB, 1979-80 Philadelphia Eagles

MASS, WAYNE (1967) — Tackle, 1968-70 Chicago Bears; 1971 Miami Dolphins; 1972 New England Patriots; 1972 Philadelphia Eagles
 MATTHEWS, RAY (1950) — End, 1951-59 Pittsburgh Steelers; 1960 Dallas Cowboys; 1952, 1953, 1959 NFL Pro Bowl.
 MATHIS, BILL (1959) — Back, 1960-62 New York Titans; 1963-69 New York Jets; 1969 Super Bowl Winner; 1961 All-Pro
 McCANLESS, JIM (1958) — Guard, 1960 Houston Oilers
 McFADDEN, BANKS (1939) — Back, 1940 Brooklyn Dodgers
 McMAKIN, JOHN (1971) — TE, 1972-74 Pittsburgh Steelers; 1975 Detroit Lions; 1976 Seattle Seahawks; 1975 Super Bowl Winner
 MULLIGAN, WAYNE (1968) — Center, 1969-73 St. Louis Cardinals; 1974-75 New York Jets
 OLSON, HAROLD (1959) — Tackle, 1960-62 Buffalo Bills; 1963-64 Denver Broncos
 OLSZEWSKI, HARRY (1967) — Guard, 1969-70 Montreal Alouettes
 PAGLIEL, JOE (1955) — Back, 1959 Philadelphia Eagles; 1960 New York Titans
 PATTON, BOB (1951) — OG-OT, 1952 New York Giants
 PEEPLES, KEN (1974) — Guard, 1975 Winnipeg Blue Bombers
 POOLE, BOB (1963) — End, 1964-65 San Francisco 49ers; 1966-67 Houston Oilers
 POTTS, ROBERT (1919) — Tackle, 1926 Frankford Yellow Jackets
 *REESE, ARCHIE (1977) — DE, 1978-80 San Francisco
 REEVES, MARION (1973) — Back, 1974 Philadelphia Eagles; 1975-76 Winnipeg Blue Bombers
 *ROME, STAN (1975) — End, 1979-80 Kansas City Chiefs
 *SCOTT, RANDY (1980) — LB Winnipeg 1980
 *SIMS, MARVIN (1979) — FB, 1980-Present, Baltimore Colts
 *SMITH, RONNIE (1980) — LB 1980 Calgary Stampeders
 *STUCKEY, JIM (1979) — DT, 1980, San Francisco 49ers
 SWIFT, BOB (1963) — FB-C, 1964-65 British Columbia Lions; 1966-70 Toronto Argonauts; 1971-78 Winnipeg Blue Bombers; All-Pro
 TESTERMAN, DON (1975) — Back, 1976-78 Seattle Seahawks 1979-80 Washington Redskins
 THOMPSON, DAVE (1970) — C-OG-OT, 1971-73 Detroit Lions; 1974-75 New Orleans Saints
 THORSLAND, OSCAR (1962) — End, 1963 Ottawa Rough Riders
 TIMMONS, CHARLIE (1941) — Back, 1946 Brooklyn Dodgers
 TINSLEY, SID (1944) — Back, 1945 Pittsburgh Steelers
 *TUTEN, RICH (1978) — DL, 1980 Ottawa Rough Riders
 *WALTERS, JOEY (1976) — End, 1977 Winnipeg Blue Bombers; 1977-80 Saskatchewan Roughriders; 1980 San Francisco 49ers.
 *WASHINGTON, JAY (1973) — Back 1974-Present Winnipeg Bombers; CFL Rushing Leader
 *WATERS, CHARLIE (1969) — Back, 1970-Present Dallas Cowboys; 1972, 1978 Super Bowl Winners; 1977, 1978 All-Pro; 1976, 1977, 1978 Pro Bowl
 WELLS, JOEL (1956) — Back, 1957-60 Montreal Alouettes; 1961 New York Giants
 WHITE, HARVEY (1959) — QB, 1960 Boston Patriots; 1st Round Draft Choice

FOOTBALL LETTERMEN SINCE 1896

A

Aaron, Jack—1961-62-63
 Abell, Frank—1931-32
 Abrams, Jimmy—1966-67
 Adams, J. P.—1914-15-16
 Abreu, Ed—1978
 Addison, Jimmy—1965-66-67 (Capt.)
 *Adkins, Gary—1976-77-78-79
 Alexander, Gary—1973-74-75
 Alford, Hugh—1945
 Alford, J. L.—1916
 Aliffi, Vic—1961-63
 Allen, Banks—1906-07
 Allen, Thad—1974-75-76-77
 *Allison, J. W. (Switzer)—1917-18-19-20
 Ammons, Billy—1966-67-68 (Capt.)
 Anderson, Ben—1970-71-72
 Anderson, Jack—1968-69-70
 Anderson, Joe—1960-61-62
 Anderson, Sam—1958-59-60
 Anderson, Tony—1970-71-72
 Anderson, Willie—1972-73-74 (Co-Capt.)
 Andreas, Karl—1971-72-73
 Andreo, Ron—1959-60-61 (Capt.)
 Ankuta, Neuf—1954-55
 Ard, Wendall—1943-44
 Ariri, Obed—1977-78-79-80
 Armstrong, F. E. (Boo)—1918 (Acting Capt.) 1919-20 (Capt.)
 Armstrong, Hoyt—1921
 Armstrong, Junior—1930
 Armstrong, Lon—1959-60-61
 Arthur, Gary—1966-67-68
 Asbill, Henry—1927-28-29
 Austin, Cliff—1978-80
 *Austin, P. B. (Plowboy)—1925-26
 Avery, Wingo—1953-54-55 (Alt. Capt.)

B

Bailes, J. P.—1919-20-21
 *Bailes, W. B.—1922
 Bailey, Bob—1936-37-38
 Baker, Archie—1950-51-52
 Baker, Wayne—1969-70-71
 Baldwin, Bob—1964
 Baldwin, Mike—1974
 Balles, Joe—1961-63
 *Banks, B. C. (Stumpy)—1915-16-17-18 (Capt.)-19 (Capt.)
 Barbary, Bill—1955-57
 Barfield, Don—1964-65-66
 Barnes, Gary—1959-60-61
 Barnette, Jimmy—1968-69
 Barnwell, T. G.—1902
 Barter, Lynn—1971-72
 Bartlet, J. H.—1917
 Barton, Tom—1950-51-52
 Basich, Rick—1980
 *Bates, Joe A. (Warhorse)—1909-10-11
 Bates, J. Mc—1918
 Bauman, Charlie—1977-78-79-80
 Bell, Jimmy—1962-63-64 (Alt. Capt.)
 Bell, Randy—1967
 Bell, Larry—1969-70
 Bell, Wayne—1964-65-66
 *Bellows, C. A.—1900
 Bengel, Gordy—1971-72-73
 Benish, Dan—1979-80
 Berry, Net—1934-35-36 (Capt.)
 Berryhill, Tony—1979-80
 Bethea, Frank—1973-74-75
 Bissell, Paul L.—1909-10-11 (Capt.)
 Black, Carl—1936-38-39 (Alt. Capt.)
 Black, Manuel—1934-35-36
 Black, Tommy—1961

Black, Wendall—1959-60-61
 Blackwelder, Tim—1975
 Blackwell, Joe—1963-64
 *Blain, J. M.—1896
 Blakeney, Rock—1930
 *Blalock, Joe—1939-40-41
 Blanton, Bo—1979-80
 Blessing, Jim—1939-40
 Bollinger, Rich—1976
 *Blease, J. W.—1898-1900
 Bolubasz, John—1971-72-73
 Boozer, Tom—1972-73-74
 Bosler, Bob—1970-71-72
 Bost, Ed—1959-60-61
 Bostic, Jeff—1977-78-79
 Bostic, Joe—1975-76-77-78
 Bowen, Joe—1953-55
 Bowick, Ray—1958
 Bowlan, Ronald—1973-74
 Bowles, H. Julian—1923-24-25
 Bowles, M. G. (Monk)—1929-30-31
 Bowman, Nick—1979-80
 Boyette, Johnny—1962-64-65 (Capt.)
 *Boykin, Bolivar—1909
 Bradley, L. T. (Prep)—1925
 *Brandon, T. B.—1914-15-16
 Brantley, Craig—1973-74-75
 Branton, Joey—1965-66-67
 Bray, Cliff—1976-77-78
 Breedlove, Billy—1956
 *Breedon, Joe—1901
 Brisacher, Art—1971-72-73
 Brisendine, Rod—1946
 *Bristol, W. H.—1912-13-14
 *Britt, Ben—1910-11-12 (Capt.)
 *Britt, D. C. (Toots)—1907-09
 *Britt, S. L.—1910
 Brodie, Bunny—1948-49
 *Brock, W. T.—1896-97 (Capt.)
 Brooks, Jonathan—1975-76-77-78
 Brown, Dave—1962
 Brown, Gary—1979-80
 *Brown, H. W.—1916
 Brown, Ken—1980
 Brown, Lester—1976-77-78-79
 Brown, Marlon—1976-77-78-79 (Capt.)
 Brown, Ray—1979
 Brown, Ricky—1971-72-73
 Brown, Roy—1980
 *Brown, Tom I.—1933-34-35
 *Browne, G. H. (Skeet)—1913
 Brumley, Lacy—1974-75-76-77
 Brunson, Jack—1948-49-50
 Bruorton, H. B.—1954-56-57
 *Bryant, Bill—1935-36-37
 Bryant, Jeff—1978-80
 Bryant, Joe—1950-51-52
 *Bryant, Shad—1937-38-39
 Buckner, Mike—1971-72-73 (Capt.)
 Bukowsky, Dick—1969-70-71
 Bunton, Donnie—1955-56-57
 Bunton, Ted—1962-63-64 (Capt.)
 Burbick, Bruce—1967
 Burgess, Robert—1973-74
 Burgner, Grady—1967-68-69
 *Burnett, George—1966-67-68
 Burton, C. C.—1921-22
 Burton, Dave—1965
 Buscher, L. E.—1934-36
 Bush, Jack—1955-56-57
 Bussey, Charlie—1954-55-56 (Capt.)
 Bustle, Rickey—1974-75-76
 Butcher, Brian—1980
 Butler, Butch—1941-42-43-45
 Butler, Jerry—1976-77-78
 Buttermore, Curt—1972-73-74
 Butz, Sam—1945
 *Byers, Monty—1942
 Byrd, Gary—1950-51-52

C

Cagle, Bully—1940-41-42
 Canle, John—1966-67-68
 Cagle, Mavis—1944-45-46-47
 Cain, Harold—1974-75-76
 Cain, Jack—1978-79-80
 Cain, Sammy—1967-68-69
 Caldwell, Charlie—1969-70
 Caldwell, Mark—1980
 Callahan, Sonny—1971
 Callicutt, Ken—1973-74-75-77
 Calvert, Forrest—1950-53
 Calvert, Jackie—1948-49-50
 *Calvert, Jim—1949-50
 Camp, Bill—1904
 Candler, Steedley—1967
 Cann, George—1920-21
 *Cannon, C. L.—1907
 Cannon, W. M.—1915
 Caplan, Stu—1964-65
 Carothers, Rocky—1948-49-50
 Carson, Gene—1948-49
 *Carson, Jules L. (Doc)—1910-11-12-13
 Carson, Lynn—1973-75
 *Carter, Bert—1906
 Carter, Oscar—1969-70
 Case, Johnny—1961-62-63
 Cassady, Sonny—1968-69-70
 Cathcart, Joe—1933
 Catoe, Jimmy—1966-67-68 (Capt.)
 Cauble, Charlie—1969
 *Caughman, F. Porter—1907
 Caughman, Kenny—1911-12-13
 Chamberlain, Force—1970-71-72
 Chandler, Tommy—1949
 Chappell, Henry—1943
 Chatlin, Rabbit—1957-58-59
 Cheek, Randy—1980
 Childers, Stan—1971
 Childers, Tracy—1962-63 (Capt.)
 Childers, Wilson—1965-66-67
 *Childress, John—1948-49-50
 Chipley, Bill—1940-41
 *Chovan, Phil—1938
 *Chreitzberg, C. K.—1898
 *Chritzberg, A. M.—1896
 Chuy, Don—1961-62
 Clanton, Ray—1945-46-47-48
 *Clardy, Warren—1904
 Clark, Brian—1979-80
 Clark, Chip—1942-45-46 (Capt.)
 Clark, Dwight—1975-76-77-78
 Clark, W. C.—1906-07
 Cleveland, Olin—1945-46
 Clifford, Chris—1975-77
 Clifford, Mark—1979
 Cline, Doug—1957-58-59
 Cobb, Maret—1972-73-74
 *Cochran, J. T. (Boots)—1908-09-10
 Cockfield, Barry—1966
 Coffey, Bob—1974-76
 Cogburn, H. L.—1903
 *Colbert, W. C. (Pinky)—1919-20-21
 Coleman, Bob—1959-60-61
 Coleman, Dan—1937-38-40
 Coleman, Jim—1954-55-56
 *Coles, Marion (Pony) 1910-11-12
 *Coles, Strick—1906-07-08 (Capt.)
 *Collins, Joe—1928
 Compton, Gary—1968-69
 Cone, Fred—1948-49-50 (Capt.)
 *Connelly, Bill—1909-10
 Cook, Pete—1950-51-52
 Cooper, Jay—1964-65-66
 Cooper, Richard—1963-64
 Cordileone, Lou—1957-58-59
 Cornell, Mike—1973-74-76
 Coursey, Tom—1949
 Cox, Carol—1945-47-48-49
 Cox, Cary—1946-47 (Capt.)
 Cox, Ed—1949

Cox, Jack—1948-49
 *Cox, M. E.—1914-15
 Cox, Walter, Sr.—1938-39
 Cox, Walter, Jr.—1961-62-63
 Cox, Wyatt—1957-58
 Craig, Arthur—1965-66-67
 Craig, Bob—1966-68-69
 Craig, Johnson—1931-32
 Craig, Marion—1940-41-42
 (Alt. Capt.)
 Crain, Pat—1962-63-64
 Crain, Willis—1954
 Crawford, Barclay—1950-51-52
 Crawford, Eddie—1974
 Crite, Brendon—1980
 Crolley, Ronnie—1959-60-61
 Cropp, Willie—1966-68
 Crout, Sammy—1958-59
 Croxton, Bill—1933-34-35
 *Cumbie, Alton—1944-45
 Cunningham, Bennie—1973-74-75
 (Co-Capt.)
 Cunningham, James—1975
 *Cummings, Pony—1932-33-34
 Curtis, Ralph—1946
 Cuttino, H. B. (Hop)—1925-26

D

Daigneault, Doug—1958-59
 Daley, B. T.—1915
 Daniel, Ralph—1969-70-71
 Dantzler, Ellis—1963-64-65
 Davis, Billy—1980
 Davis, Guy—1926-27-28
 Davis, Hal—1962-63-64
 Davis, Heide—1970-71-72
 Davis, Footsie—1930-31-32
 Davis, Guy—1926-27-28
 Davis, Jeff—1978-79-80
 Davis, Jerry—1972-73
 Davis, Jud—1944-45-47-48
 *Davis, St. Clair—1928
 Davidson, L. S.—1925-26
 Deanhardt, Luke—1946-47-48-49
 Deanhardt, Luke, Jr.—1971
 DeBardelaben, Bob—1958-59
 Decock, Bruce—1971-72-73
 *DeCosta, E. J. (Beef)—1901-02
 Deitz, Frank—1939-40
 DeLoach, Billy—1949
 Depew, Bill—1968-69
 *Derrick, O. L. (Puss)—1903-04-05-06
 DeSimone, Dick—1954-56-57
 DeVane, Junior—1980
 Dickson, Laury—1905
 Diggs, Bubba—1978-79
 Dillard, Bill—1932-33-34
 DiMucci, Dan—1949-50-51
 Dolce, Chris—1978-79
 Dorn, Jim—1969-70-71
 *Dotterer, E. G. (Gilly)—1922-23
 Dotherow, Fudge—1962
 *Douthit, Claude (Pug)—1898-99-1900-01 (Capt.)
 Dozier, Ted—1931-32-33
 *Duckett, Graves—1916
 *Duckworth, Joe—1898-99-1900
 Ducworth, C. H.—1974
 Ducworth, George—1968-69-70
 Ducworth, Ronnie—1966-67-68
 (Capt.)
 Ducworth, Thomas—1973
 Dukes, Mike—1956-57-58
 Duley, Tom—1965
 Dumas, Charlie—1962-63-64
 *Dunlap, Tom—1919-20
 Durham, Steve—1977-78-79-80
 Dyer, Clint—1945-46-48
 *Dyess, Jimmy—1929

E

- *Earle, J. C.—1900
- Eberhart, Terry—1958
- Eidson, Wesley—1967-68
- Eley, Thomas—1975
- Ellenburg, Charlie—1966-67
- *Ellison, Gill—1904-05
- Elvington, B. B.—1968-69-70 (Capt.)
- Emanuel, Emmett—1920-21-22 (Capt.)
- *Emerson, Jack—1947
- Engel, Karl—1962
- English, Tom—1968
- Eppes, Roy—1976-77
- *Epps, M. H. (Pepper)—1910
- Eskew, H. L. (Bud)—1925-26-27 (Capt.)
- Ethridge, Brooks—1970
- Ethridge, Don—1969-70-71
- Evans, Charlie—1962
- Eyler, Rick—1968-70
- Ezell, J. F. (Sam)—1909-10
- *Ezell, R. B. (Doc)—1912
- Gehret, Guy—1972-73-74
- Gennerich, Gary—1970-71-72
- *Gentry, Charlie—1896-97-98
- Gentry, Frank—1950-51-52
- *George, A. P.—1899-1900
- George, Buck—1951-52-53-54 (Capt.)
- Gerald, Henry—1965
- *Gettys, E. F. (Red)—1918-19-20-21
- Gibbs, Steve—1974-76-77-78
- Gillespie, Bill—1943
- Gillespie, Dick—1948-50
- Gillespie, Frank—1946-47-48
- *Gilmer, Grover G.—1917-19-20-21
- *Gilmer, Frank—1908-09-10
- Gilstrap, Earl—1970-71
- Gilstrap, Rick—1969-70-71
- Glaze, Coleman—1960-61-62
- Glenn, Joe—1979-80
- Gobble, Robert—1958
- Godfrey, Steve—1976-77 (Capt.)
- Goehring, Jim—1976-77
- Goff, Johnnie Mac—1958
- Goggins, Harold—1975-76-77-78
- *Goins, Gus—1936-37-38
- Goldberg, Bob—1977-78
- *Gooding, R. F. (Fatty)—1904
- Goodloe, John—1977
- Gordon, Chuck—1976
- Gore, Buddy—1966-67-68
- Goss, Dennis—1971-72
- Graham, Bernie—1950-51
- Graham, George—1944
- Gravely, Mike—1974
- *Gray, Bill—1911
- Gray, Ricky—1980
- Grdijan, John—1955-56-57 (Co-Capt.)
- *Green, Harry—1901-02
- Greene, Earle—1955-56
- Greene, Johnny—1955
- Greenwalt, Stan—1973
- Gresham, Metz—1929
- Gressette, Larry—1951-52-53 (Co-Capt.)
- Gressette, Nathan—1951-52-53 (Co-Capt.)
- Griffith, Frank—1954-55
- Grigsby, Billy Luke—1948-49-50
- Gue, Tommy—1959-60-61
- Gunnells, Bill—1928-29
- Gunnells, Dan—1965-66-67
- Guy, Ruben—1932

F

- Fabers, Leon—1972-73
- Facciolo, Mike—1964-65-66 (Capt.)
- Farnham, Dave—1969-70-71
- Farr, James—1980
- Fellers, Mark—1972-73-74 (Co-Capt.)
- Fellers, Stan—1932-33-34
- Few, Bill—1955-56-57
- Fewell, J. A. (Jake)—1924-25
- *Finklea, Gary—1923-24-25 (Capt.)
- *Finley, States Rights G.—1916-17
- Fisher, Brad—1979-80
- Fitzpatrick, Pat—1978
- *Flathman, Gene—1938
- *Fleming, F.—1907-08
- Fleming, J. M. (Fatty)—1925
- *Fleming, Vic—1930-31
- Fleming, W. H.—1929-30
- Floyd, George—1939-40
- Fogle, Lou—1961-62-63
- Folger, Mac—1934-35-36
- Fordham, Red—1930-31 (Capt.)
- *Forsythe, J. A. (Pee Wee)—1901-02-03
- *Forsythe, W. C.—1898-99-1900-01
- *Franklin, Harry—1941-42
- *Freeman, Eddis—1943-44-45-46
- *Frew, W. L. (Red)—1918
- Fritts, George—1939-40-41
- Fuller, Steve—1975-76-77 (Capt.)
- 78 (Capt.)
- Fulmer, John—1967-68-69
- Funderburk, Mike—1968
- *Furtick, Fritz—1903-04-05-06 (Capt.)

G

- Gage, Bobby—1945-46-47-48
- Gaillard, Jerry—1978-79-80
- Gainer, Chick—1943-46-47-48
- Galloway, G. G.—1972-73-74-75
- Galuska, Pete—1969-70-71
- *Gandy, A. P. (Hop)—1909-11-12-13 (Capt.)
- *Gantt, Jonnie—1902
- Gantt, W. A.—1905
- Garick, Richard—1966-67-68
- *Garrison, Bill—1902-03
- Garrison, C. C.—1923
- Garrison, Gene—1953
- Gaskin, Dreher—1950-51-52 (Co-Capt.)
- Gasque, Mike—1980
- Gassaway, Jim—1928-29
- Gaston, Clark—1961-62-63
- Geathers, Eddie—1978-79
- Gaston, R. T.—1905-06-07
- Gee, C. F. (Little Mutt)—1912-13-14
- Gee, J. G. (Mutt)—1914-15-16-17
- Haddock, Lee—1970-71
- Hagan, Arthur—1944
- Haglan, J. D.—1976-77-78
- Hair, Billy—1950-51-52 (Co-Capt.)
- Hall, Hollis—1979-80
- *Hair, J. C.—1925-26-27
- Hall, Bill—1938-39-40 (Alt. Capt.)
- *Hall, R. M. (Fatty)—1926-27-28
- Hall, Wade—1960-63
- Hamer, Ray—1939-40-41
- *Hammett, L. O.—1918
- *Hamilton, R. G.—1896 (Capt.)
- Hane, J. K.—1924-25
- *Hane, Kit—1928-29
- Hankinson, Crimmins—1953-54
- Hankle, Witt H.—1908-09-10 (Capt.)
- Hansford, Ogden—1974-75-78
- *Hanvey, Ernest—1913
- *Hanvey, George—1897-98
- *Hanvey, Jock T.—1896-97-1902-03
- Hardin, L. G.—1916
- *Harmon, H. M. (Duck)—1914-15-16
- *Harmon, S. E. (Pat)—1922-23-24
- Harrell, Ricky—1970-71-72
- *Harris, H. S. (Lazy Bill)—1914-15-16
- *Harris, L. D.—1919
- *Hart, Willard L. (Bub)—1916-17
- Harvey, B. C. (Chubby)—1925-26 (Capt.)

Harvey, Randy—1967-68
 Harvey, S. A. (Speck)—1922
 Harvin, Lionel—1929-30-31
 *Harvley, Clyde—1931
 Hauser, Tad—1980
 Hayden, C. J.—1911
 Hayes, Rudy—1956-57-58 (Co-Capt.)
 Headen, Andy—1979-80
 Hecht, Bill—1963-64-65 (Capt.)
 Heffner, L. B.—1920
 Hefner, Larry—1969-70-71 (Capt.)
 Heilig, Dan—1959
 *Heinemann, John—1931-32-33 (Capt.)
 *Hendee, H. M. (Tick)—1925-26
 Hendley, Dick—1946-48-49-50
 Hendley, Rich—1980
 *Hendricks, L. L.—1896-97
 Heniford, Mark—1974-75-76-77
 Henley, Cliff—1934-35
 Henry, Dale—1969-70-71
 Herlong, Doug—1948-51
 Herlong, Henry—1930
 Hicks, Harry—1954
 Hicks, Ken—1972
 Hill, Jerome—1974-75
 Hildebrand, Nolten—1953
 Hinson, Randy—1933-34-35
 Holland, Joe—1904 (Capt.)
 Holland, Lawson—1974
 Holohan, R. F. (Butch)—1921-22-23 (Capt.)-24
 Homonoff, Edward—1973-74
 Hook, Charlie—1965-66-68
 Hook, Fred—1931-32
 Hope, Leon—1973-74-75
 Hopkins, Stan—1971-72
 Horne, Charlie—1956-57-58
 Horton, Tate—1933-34-35
 Hosteller, Hoss—1964-66-67
 Hough, James—1945
 Howard, Jimmy—1961-62-63
 Hubert, Pooley—1950-53
 Hudson, Alex—1980
 Hudson, Billy—1954-55-56
 Hudson, Billy—1976-77-78
 Hudson, Bob—1947-48-49-50
 Hudson, J. C.—1950-51-52
 Hughes, Wade—1971-72 (Capt.)
 Hunt, Revonne—1951
 Hunter, Bill—1942-46-47
 Hunter, Hamp—1953-54-55
 *Hunter, N. M. (Buster)—1899-1900-01
 Huntley, Chuck—1970-73
 Hydrick, Onan—1908-09
 Hynes, Dave—1960-61-62 (Capt.)

I

Inabinet, B. C.—1953-54-55
 *Inabinet, Clarence J.—1933-34-35

J

Jackson, Jack—1969
 Jackson, Jacky—1965-66-67
 Jackson, Jackie Lee—1966-67-68
 Jackson, Kit—1965-66-67
 Jackson, M. E.—1921
 Jackson, Scott—1952-53-54 (Capt.)
 Jackson, S. L. (Stonewall)—1922-23-24
 Jackson, Wister—1938-39
 James, M. B. (Jimmy)—1911-12-13-14
 Jameson, Hugh—1939-40-41
 Jaynes, Danny—1976-77
 Jehlen, George—1974-75-76
 *Jenkins, Ralph—1943-44 (Capt.)
 45 (Capt.); 46 (Alt. Capt.)
 Jennings, A. T.—1914
 *Jeter, J. P.—1913
 Jetton, Neal—1973-74-75 (Co-Capt.)
 Johnson, Bobby—1970-71-72
 Johnson, Ricky—1963-64-65

Jolley, Bobby—1951
 Jones, Bob—1928-29-30
 Jones, Bob—1972-73
 Jones, Jimmy—1949
 Jordan, Homer—1980
 Jordan, Leonard—1941
 Jordan, Whitey—1955-56-57
 Jordan, Willie—1975-76-77-78
 Justus, Johnny—1928-29-30 (Capt.)

K

*Kaigler, Ben—1902
 *Kaigler, J. G.—1898-99-1900
 Kaltenbach, Leon—1955-56-57 (Co-Capt.)
 Kane, Mark—1953-54 (Capt.)
 *Kangeter, Jonnie—1910-11-12
 Katana, Ted—1965-66
 *Kay, L. R.—1917-19
 Keasler, A. L. (Gus)—1904-05
 *Keel, J. W. (Rastus)—1906
 Keller, Morris—1959
 Kelley, Don—1969-70-71
 Kelley, Freddy—1965-66-67
 Kelley, Steve—1973
 Kempson, Otis—1950-51-52
 Kendrick, Tommy—1969-70-71
 Kennedy, Frank—1950-51
 Kenney, Steve—1976-77-78
 Kesack, Gary—1974-75-76
 Keys, Larry—1965-66-67
 *Keyserling, H. L. (Golden)—1920
 Kier, Brian—1974-76-77
 Killen, Pat—1959
 Kinard, Terry—1979-80
 King, Anthony—1976-77-78
 King, Buddy—1970-71-72 (Capt.)
 King, Don—1952-53-54-55 (Capt.)
 King, Jack—1968-69
 King, Jimmy—1959-60-61
 *King, L. O.—1901-02
 King, Tommy—1959-60-61
 *Kinsler, J. H.—1900
 Kirkconnell, Ben—1932
 Kissam, Roddy—1933-34-35
 Kitchens, Ronnie—1967-68-69
 Knight, Herman—1949-51
 *Klugh, W. W.—1925-26
 Knoebel, Fred—1950-51-52
 Knott, Hal—1959
 Kormanicki, Dave—1968-69
 Kreis, Kevin—1976

L

*Lachicotte, G. E. (Boo)—1910
 Lam, Elmo—1960-61-62 (Capt.)
 Lambert, John—1931
 LaMontagne, Joe—1951-52-53
 Langford, Charlie—1979
 Langston, J. L.—1920
 Lanzendoen, Jim—1973
 Laraway, Walt—1953-54-55
 Latimer, Al—1978
 *Latimer, Bill—1906
 *Lawrence, Bert—1902
 Lawrence, Floyd—1956
 Lawson, Larry—1970
 Lawton, Streak—1935-36
 Lawton, Winston—1969
 Learn, Randy—1979-80
 LeBel, David—1973-74-75
 *Lee, A. C. (Bun)—1907
 Lee, Mark—1974-75
 Lee, Harry—1934-35
 Leonard, Hal—1946-47
 Leverman, Gerald—1946
 *Lewis, Alex P.—1911-12-13
 *Lewis, Gus—1900-01
 Lewis, Harold—1935-36-37 (Capt.)
 *Lewis, J. B.—1898-99-1900
 Lewis, Merritt—1932-33-34

Lewter, Steve—1969-70-71
 Lhotsky, Joe—1966-67-68
 Liberatore, Frank—1964-66-67 (Capt.)
 *Lightsey, F. B. (Bull)—1922-24-25
 *Lightsey, L. M. (Yen)—1917-18-19-20
 Link, A. C.—1926
 *Littlejohn, C. E. (Mule)—1913-14-15
 *Locklair, Ed (Pop)—1941
 Locklair, Mike—1966-67-68
 Logan, Jimmy—1966
 *Logan, J. R.—1912-13
 Long, Evans—1930
 Long, Steve—1971-72
 Lott, Billy—1977-78-79 (Capt.)
 Lowman, P. I. (Pi)—1918-19
 Lundeen, Danny—1970-71
 Luzzi, Richie—1966-67-68
 *Lykes, Powell—1905-06
 *Lynah, Jim—1900-01
 Lynn, Dave—1958-59-60 (Capt.)

Mc

McBride, Dan—1973
 McCall, Jeff—1979-80
 McCanless, Jim—1955-56-58
 McCarley, Bob—1927-28-29
 McCauley, Jim—1949
 McClure, Bruce—1963-64-65
 *McConnell, H. S.—1914-15
 McConnell, R. E.—1925-26
 McConnell, S. W.—1934-35-36
 *McConnell, T. S.—1935-36-37
 McCory, Bob—1944
 McCown, Fred—1942
 *McCown, Slick—1933-34
 *McCown, T. M.—1918
 McCurty, Damon—1979
 McDowell, Garry—1974-75
 McElmurray, Mac—1964-65-66
 McElveen, Norwood—1939-40-41
 McFadden, Banks—1937-38-39
 *McFadden, R. D.—1908
 *McFadden, R. H. (Doc)—1906-07
 McGee, Edgar—1965-66-67
 McGill, C. A.—1925
 *McGlone, T. F.—1926
 McGuirt, Bill—1960-61
 *McIver, Rick—1904-05
 McKenzie, W. W.—1918
 *McKeown, J. A.—1903
 McLane, Riley—1966-67
 McLaurin, Jewell—1969-70
 McLaurin, J. N.—1904-05-
 -06-07 (Capt.)
 McLellan, Bill—1953-54
 McLendon, Ed—1939
 McLendon, Lem—1955
 McMahan, Dave—1969-70
 McMakin, John—1969-70-71 (Capt.)
 *McMillan, Goat—1928-29
 McMillan, Raiford—1926-27-28
 *McMillan, W. L. (Red)—1913-14-15
 McSwain, Chuck—1979-80
 McSwain, Rodney—1980

M

Mack, Kevin—1980
 Magee, Watson—1936-37-38
 Magill, Dick—1927-28-29
 *Magill, W. K. (Rummy)—1913-14-
 15 (Capt.)
 Magwood, Frank—1980
 *Major, C. S. (Dopey)—1913-14-
 15-16 (Capt.)
 Maness, Chippy—1938-39-40
 Mannella, Dave—1979
 Manos, Pete—1949-50-51
 Marazza, Dick—1954-55-56
 Marion, Phil—1964-65-66
 Marler, Malcolm—1973-74-75-76
 (Co-Capt.)
 *Marshall, L. E.—1926

Martin, Bob—1946-47-48
 (Co-Capt.)

*Martin, J. M.—1909-10-11
 Martin, Peanut—1972-73-75
 Martin, W. N.—1925-27
 Masneri, Ray—1956-57-58
 Mass, Wayne—1965-66-67
 Massaro, Cary—1980
 Massengill, Wells—1972
 Mathews, Mike—1971
 Mathews, Ray—1947-48-49-50
 Mathews, Tony—1973-74
 *Mathis, A. J.—1898
 Mathis, Bill—1957-58-59
 *Matthews, Bill—1915-16
 Matthews, Mack—1960-62-63
 Mattos, Tommy—1952-53-54
 Mauldin, Hugh—1963-64-65
 *Maxwell, Jeff—1896-97
 *Maxwell, John—1902-03
 Mayberry, Bob—1979-80
 Mayer, Charlie—1969-70-71
 Meadowcroft, Charlie—1963-64-65
 Medlin, Rick—1967-68-69
 *Mellette, F. M.—1911
 *Melton, L. H. (Doc)—1923-24
 Michael, Benny—1966-67-68
 *Midkiff, Bob—1926
 Miller, Bill—1962
 Miller, Billy—1943
 Miller, Bob—1931-32 (Capt.)
 Miller, H. E.—1937-38
 *Miller, Jack—1944-47-48
 Miller, Jim—1948
 Miller, Ron—1968
 Mills, Jeff—1974-75
 Milton, Fred—1968-69-70
 *Mimms, Charlie—1946
 Monledous, Zag—1927-28
 Monneyham, Jack—1949-50-51
 Montone, Neil—1947
 Moore, Gene—1947-48-49 (Capt.)
 Moore, Ken—1952-53-54
 Moore, Ted—1964
 Moorer, John—1945-46-47
 (Alt. Capt.)
 Moorer, Tom—1938-39
 Morgan, Bobby—1958-59
 Morgan, Lewis—1946
 Morris, David—1973
 Morrison, Pete—1961
 Moss, Charlie—1930-31-32
 Mulherin, Eddie—1928
 Mullen, Ray—1965-66
 Mulligan, Wayne—1966-67-68
 *Mullins, H. D. (Horse)—1923-24
 Murray, Al—1972-73-74
 Murray, John—1978
 Myrick, Rocky—1979

N

Nanney, Lee—1979-80 (Capt.)
 Ness, Jim—1972-73-74 (Co-Capt.)
 Neville, J. L.—1943
 Newell, Mike—1969-70
 Nimitz, H. J. (Foots)—1916

O

O'Cain, Mike—1974-75-76 (Co-Capt.)
 O'Dell, Billy—1953-54-55
 O'Dell, John H.—1918-19
 O'Dell, Wayne—1941
 *Odom, W. F.—1908
 Okurowski, Whitey—1937-38-39
 Olson, Dave—1958-59-60
 Olson, Harold—1957-58-59
 Olszewski, Harry—1965-66-67
 O'Neal, Belton (Speck)—1920
 O'Neal, Brad—1969-70
 Orban, Turk—1936
 Osborne, Ronnie—1959-60-61
 Owens, J. C. (Susie)—1919-20

P

Padgett, F. M.—1918
 *Padgett, G. D.—1931
 Padgett, Jim—1957-58
 *Padgett, O. D.—1928-29 (Capt.)
 Padgett, Wade—1939-40-41 (Capt.)
 Page, Wayne—1965-66
 Pagliei, Joe—1953-54-55
 *Palmer, E. D. (Fron)—1925
 Palmer, Johnny—1963-64-65
 Paredes, Bob—1951-54
 Parker, Ace—1940-41
 *Parker, Harry L.—1912-13
 Parker, Jim—1961-62-63 (Alt. Capt.)
 Pasley, Jim—1939-40
 Pate, Milton—1951-52
 Patrick, Chris—1932
 *Patterson, Gene—1931-32
 Patton, Bob—1949-50-51 (Capt.)
 Paulling, Bob—1979
 Pavilack, Harry—1959-60-61
 Payne, Booty—1940-41
 Payne, Jim—1956-57-58
 Payne, Joe—1937-38-39 (Capt.)
 Payne, Oliver—1936-37
 Pearce, Frank—1963-64-65
 Pearce, Roy—1939-40
 *Pearman, Fred—1899-1900-01
 Pearson, Ben—1937-38-39
 Peeples, Ken—1972-73-74 (Co-Capt.)
 *Perues, E. S.—1899
 Pengitore, Ken—1971-72-73 (Capt.)
 *Pennington, Clyde—1935
 Pennington, Curtis—1936-37-38 (Alt. Capt.)
 *Perry, Bill—1911
 Perry, L. (Tom)—1911
 *Perry, Tracy—1976-77-78-79
 Petoskey, Ted—1963-64
 Phillips, Harley—1943-44
 Phillips, Jim—1945
 Pickett, Edgar—1980
 Pierce, Hal—1940-41-42
 Pilot, Joe—1958
 *Pinckney, E. H.—1909
 *Pitts, Lewis—1927-28
 Poe, Billy—1944-45-46
 *Pollitzer, H. R. (Polly)—1902
 Poole, Bob—1961-62-63
 *Poole, R. F. (Sarg)—1915-16
 Pope, Jamie—1979
 Portas, Lou—1964-65
 Potts, R. C. (Daddy)—1917-18-19
 Poulos, John—1944-47-48-49
 *Pressley, E. H. (Buck)—1912-13
 Pressley, O. K.—1926-27-28 (Capt.)
 *Pressly, Harlan—1927
 Price, John—1970-71-72
 *Price, L. C.—1925
 Priestler, Buck—1930-31
 Priestler, Buck—1953-54-55
 Prince, Phil—1944-46-47-48 (Co-Capt.)
 *Prichett, Jesse—1937
 Pruett, Chip—1978-79
 *Pruitt, June—1945-46
 Proctor, Landrum—1930-31
 Pusey, Mike—1975

Q

Quarles, Jimmy—1951-52
 Qusenbury, Sonny—1957-58
 Quinn, Dewey—1945-46

R

*Radcliff, Charles—1950-51-52
 Radford, Kevin—1980
 *Randle, E. L. (Cat)—1913-14-15
 *Randle, M. B. (Little Cat)—1918-19-20
 Rankin, Gary—1963-64
 Ratchford, Warren—1974-76-77-78
 Ray, Thomas—1963-64-65


Rayburn, Lee—1966-67-68
 Reams, T. Jack—1918-22
 Reed, David—1978-79
 Reese, Archie—1974-75-76-77
 *Reynolds, Clifford M. (Pete)—1926
 Reynolds, Jim—1945-47-48-49
 Rhinehart, Jim—1955
 Rhodes, John—1971-72
 Richardson, Chuckie—1980
 Richardson, Cotton—1943-44
 *Richardson, Joe—1940
 Richardson, Mark—1980
 Riddle, Leonard—1943
 *Riggs, A. F.—1897-98-99
 *Rion, Aubrey—1939-40
 Rivers, Dalton—1955-56
 Robbins, Butch—1963-64
 *Robbs, C. M.—1907-08-09 (Capt.)
 *Robinson, Charlie—1922-23-24 (Capt.)
 *Robinson, E. D.—1934
 Robinson, James—1979-80
 *Robinson, Joe—1927
 Rodgers, George—1950-51-52 (Co-Capt.)
 Rogers, Bill—1943-46
 Rogers, Billy G.—1944-46
 *Rogers, Johnny—1929
 *Rogers, Phil—1965-66-67
 Rogers, Rodney—1961-62
 Rogers, Shot—1955-56
 Rollins, Bubba—1978
 Rome, Stan—1975
 Roper, T. H. (Pug)—1918-19
 Rose, Anthony—1979-80
 Rose, Chuck—1978-79-80
 Ross, Don—1952-53-54
 Ross, Jack—1942-46-47
 *Rothell, Claude—1941-42
 Rowell, Spivey—1944
 Roy, Wallace—1923-24-25
 Ruffner, Bo—1965-66-67
 Ruffner, Jim—1964
 Rushton, Gil—1945-48-49-50
 Russell, J. A.—1943
 Russell, Jimmy—1976
 Rutledge, Bill—1943
 Ryan, Steve—1977-78

S

*Sadler, Hope—1902 (Capt.)
 03 (Capt.)
 Salisbury, Tom—1943-44-47-48
 Salley, Grady—1928-29-30
 *Sams, Hal—1916
 Sanders, Al—1935-36-37
 Sanders, Smiley—1971-72-73
 Sandifer, Red—1940-41
 Sasser, David—1971-72-73
 Saunders, Bo—1945-46
 *Schneck, J. R.—1918-19
 *Schilletter, W. A. (Shorty)—1911-12-13-14 (Capt.)
 Schroder, F. E.—1912
 Scott, Randy—1976 (Co-Capt.)
 1977 (Capt.)-1978 (Capt.)
 Scott, William—1974-75
 Scrudato, Ron—1959-60-61
 Sease, Tommy—1955-56
 Seay, Pitts—1943
 Seigler, Eddie—1970-71-72
 *Segars, Al—1937
 *Segars, Kent—1936
 Sellers, Joe—1963-65
 Sharpe, Bill—1964
 Sharpe, Bob—1938-39-40 (Capt.)
 Sharpe, Bob Jr.—1975-76
 Sharpe, F. J.—1931
 *Shealy, A. S. (Shack)—1896-97-98 (Capt.)-99
 Shealy, Pat—1971-72
 Shell, Bob—1970-72-73

- Shields, John—1968-69**
***Shindler, Lowndes—1958-59-60**
 (Co-Capt.)
 Shirley, Jim—1950-51-52
 Shish, Paul—1969
***Shockley, J. A.—1922**
 Shore, Henry—1933-34-35 (Capt.)
 Shown, Jack—1952-53
 Shuford, Don—1934-35-36
 Siegel, Reuben—1929-30-31
 Siepe, Jeff—1970-71-72
 Silver, Dennis—1974
 Simmons, T. D. (Shaq)—1919
 Simmons, Ralph—1937
 Simpson, Don—1943
 Sims, David—1977-78-79-80
 Sims, Marvin—1977-78-79
***Sitton, Vet—1902-03**
 Skiffey, Jim—1962
 Smalls, Andy—1950-52-53
 Smartt, Bill—1944
 Smith, Bill—1942-46
 Smith, Bill—1977-78-79
 Smith, Dennis—1973-74-75 (Co-Capt.)
 Smith, Glenn—1949-50-51
 Smith, Gregg—1976
 Smith, Harold—1959
 Smith, Jack—1958-59
 Rogers, Floyd—1965-66 (Capt.)
 Smith, Joey—1979-80
 Smith, Lynn—1979
 Smith, Matt—1977-78-79
 Smith, Randy—1965
 Smith, Ronnie—1974-75-76-77
 Smith, Sterling—1949-50
 Smith, Thorny—1968
 Smith, Willie—1954-55-57
***Snead, W. F. (Bill)—1901**
 Snowden, Moon—1927
 Snyder, Paul—1957-58-59 (Co-Capt.)
 Soloman, Homer—1930
 Soowal, Jeff—1976-77-78
 Southerland, Ivan—1967-68-69 (Capt.)
***Sowell, Frank—1930**
***Spearman, John—1920-21 (Capt.)**
 Speros, Jim—1980
 Spooner, Bob—1955-56-57
 Squires, Tappey—1969
 Stacy, Jack—1942
 Stanford, M. C.—1940
 Stevens, Alex—1932-33-34
***Stevens, R. G.—1909**
***Stewart, J. D.—1924**
 Stewart, Watt—1944
 Stocks, Jeff—1971-72-73
 Stockstill, Jeff—1980
 Stone, Don—1973
 Stough, Tim—1973-74-75-76
 Strayer, Phil—1969
 Stribling, J. W.—1913-14-15
***Strother, Frank—1923**
 Stuckey, Jim—1976-77-78-79
 Sublette, Dick—1948
***Suggs, H. L.—1914-15**
***Sullivan, Frank—1897-98-99**
 Sultis, Jim—1945-46-47
***Summers, J. C. (Chuck)—1905-06**
 Sursavage, Butch—1965-66-67
 Sursavage, Jim—1968-69-70 (Capt.)
 Suttle, Jeff—1980
 Sutton, George—1962
 Sweatte, Johnny—1941
***Swetenburg, J. R.—1920-21**
 Swift, Bob—1963
 Swofford, Bob—1927-28-29
***Swygert, George—1896-97**
- T**
 Talley, J. H.—1926
 Taylor, Jerry—1961-62
 Taylor, J. W.—1943
- *Tennant, A. B. (Dutch)—1921-22-23-24**
 Testerman, Don—1974-75
***Thackson, L. P.—1917-18-19**
 Thomas, Bill—1956-57-58 (Co-Capt.)
 Thomas, David—1972
 Thomason, Johnny—1955
 Thompson, Dave—1968-69-70
***Thompson, Doug—1955**
***Thompson, J. W.—1916**
 Thompson, Marion—1950-51-52
 Thompson, Oscar—1946-47-48
 Thornton, Mark—1978-79
 Thornton, R. E.—1918
 Thorsland, Oscar—1960-61-62
 Thornton, Mark—1978
 Tice, Johnny—1954
***Tillman, Henry—1902**
 Timmerman, W. P. (Pap)—1926-27
 Timmons, Charlie—1939-40-41
 Tinsley, Sid—1940-41-44 (Alt. Capt.)
 Tisdale, Charlie—1938-39-40
 Todd, Moe—1969
 Tolley, Charlie—1967-69 (Capt.)
***Tompkins, F. G.—1896**
 Tompkins, James—1966-67
 Trayham, Arden—1943
 Trembley, Jimmy—1969
 Trexler, Bru—1937-39
 Triplett, Danny—1979-80
 Trobaugh, Allen—1938
 Trobaugh, Earl—1938
 Troy, Mike—1963-64
 Trumpore, Arthur—1943
***Troutman, John—1933-34-35**
***Turbeville, A. C.—1912**
 Turbeville, Horace—1956
 Turner, Bo—1945-46
***Turner, H. M. (Tuck)—1907**
***Turnipseed, Rhett—1922**
 Turpin, Bucky—1966-67
 Tuten, Rich—1976-77-78
 Tuttle, Perry—1978-79-80
 Tyler, O. J.—1974-76
 Tyner, Mitch—1973-74
- U**
 Underwood, Willie—1977-78-79-80 (Capt.)
 Usry, George—1957-58-59
- V**
 Valentine, Jack—1926
 Varn, Rex—1976-77-78
 Veronee, Jack—1959-60-61
***Vogel, R. T.—1896-97**
- W**
 Wade, Connie—1966-67
 Wade, D. A.—1952
 Wade, Don—1950-51
***Wade, Grady—1920**
 Wagner, Larry—1958
 Waldrep, Joe—1964-65
 Waldrep, Perry—1967
 Walker, Henry—1946-47
***Walker, John E.—1923-24-25**
***Walker, Norman—1897-98-99**
 (Capt.); 1900 (Capt.)
***Walker, R. H.—1909-10**
***Wall, J. E.—1926**
 Wall, Pete—1953-55
 Wallace, Nelson—1973-74-75-76
 Walters, Joey—1974-75-76 (Co-Capt.)
 Walters, Henry—1970-71
 Ward, Billy—1962-63-64
 Ward, Jimmy—1950-51-52
 Ware, Billy—1966-67-68
***Warr, Elza—1926-27**
***Warren, George—1906-07**
 Washington, Jay—1972-73
 Waters, Charlie—1967-68-69

- Watson, Ben—1969-70
 Watson, C. W.—1933-34
 Watts, Waldo—1969-70
 Weaver, Billy—1962-63
 *Webb, Clare (Tanny)—1911-12-13-14
 Webb, Gary—1976-77-78
 *Webb, H. B.—1922
 Webb, Hugh—1940
 Webb, Jack—1957-58
 Webb, Mike—1904
 Webb, Travers—1973-75-76-77
 Weddington, Rick—1976-77
 Weeks, Jimmy—1975-76-77
 Weichel, Ken—1976-77
 *Welch, Maxey—1930
 Wells, Jeff—1980
 Wells, Jim—1976-77
 Wells, Jimmy—1951-52-53
 Wells, Joel—1954-55-56 (Alt. Capt.)
 Werner, Chuck—1966-68-69
 Werntz, Eddie—1960-61-62
 *Werts, Rufus—1931-32
 Wertz, J. B.—1922-23
 West, Calvin—1959-60-61 (Capt.)
 West, Ron—1978
 White, Clyde—1952-53-54 (Capt.)
 White, Harvey—1957-58-59
 (Co-Capt.)
 *White, J. D.—1896
 White, W. P.—1908-09
 Whitmire, Jim—1943-46-47-48
 Whitten, Red—1952-53-54
 *Wiehl, E. M.—1916
 Wiggins, Don—1969-70
 Wiggs, Milton—1945
 *Wild, Ormond—1953
 Wiles, Bill—1935-36-37
 *Wilhite, F. T. (Rusty)—1921
 Williams, Bobby—1947-48-49
 *Williams, Bratton—1923-24
 Williams, Jack—1920-21-22
 Williams, M. H.—1917-19
 Williams, Paul—1978
 *Williams, Tommie—1904
 Williams, Tommy—1953-54
 Williams, Toney—1976-77-78
 Williamson, Jimmy—1972-74-75
 (Co-Capt.)
 Willimon, Gene—1932-33
 Willis, Albert—1950
 *Willis, Don—1936-37-38
 Wilson, C. C. (Red)—1921-22-23-24
 Wilson, Jim—1959
 Wilson, Mac—1969-70-71
 Wilson, Ralph—1944
 Windham, E. E.—1907
 Windham, Kermit—1936
 Wingo, Bill—1973-74-75-76
 Wirth, Frank—1970-71-72 (Capt.)
 Wise, Frank—1972-73-74-75
 *Withers, George—1950-51-52
 *Witsell, F. L. (Fish)—1915-16-17 (Capt.)
 *Woods, Charlie—1936-37-38 (Capt.)
 Woods, Footsie—1941-45
 *Woods, Smith—1903
 Woodruff, Foggy—1928-29-30
 *Woodward, Henry—1932-33-34 (Capt.)
 Woodward, H. M. (Jake)—1909-10
 *Woodward, Jake—1900
 Wray, A. F. (Bull)—1921-22
 Wray, Jack—1924-25
 Wright, Charlie—1940-41-42 (Capt.)
 Wright, Tom—1940-41
 Wrightenberry, Earl—1950-51-52
 Wurst, Jim—1980
 Wyatt, Charlie—1952-53
 Wyatt, Rick—1977-78-79
 Wyndham, Dumb-Dumb—1948-49-50
 Wyse, Fred—1935-36-37
- Y**
- *Yarborough, Mule—1929-30
 Yarbrough, Al—1933-34-35
 Yauger, Ray—1968-69-70 (Capt.)
 Yeomans, Ken—1980
 Young, Eric—1977-78-79
- Z**
- Zager, Emil—1958
 *Zeigler, F. M.—1920-21-22
 *Deceased



Tigers On T.V. — Everyone Loves To Watch Clemson On The Tube On A Relaxing Fall Saturday.

SCORES SINCE 1896

HOME GAMES LISTED IN BOLD FACE

1896 (2-1)

W 14	Furman	6
L 6	South Carolina	12
W 16	Wofford	0

1897 (2-2)

L 0	Georgia	24
W 10	Charlotte "Y"	0
L 0	North Carolina	28
W 18	South Carolina	6

1898 (3-1)

8	Georgia	20
55	Bingham	0
24	South Carolina	0
23	Georgia Tech	0
	(Augusta, Ga.)	

1899 (4-2)

41	Georgia Tech	5
	(Greenville, S. C.)	
24	N. C. State	0
	(Rock Hill, S. C.)	
34	South Carolina	0
10	Davidson	0
	(Rock Hill, S. C.)	
0	Georgia	11
0	Auburn	34

1900 (6-0)

64	Davidson	0
21	Wofford	0
51	South Carolina	0
39	Georgia	5
12	V.P.I.	5
35	Alabama	0
	(Birmingham, Ala.)	

unbeaten
9 away 1 (tie)

1901 (3-1-1)

6	Tennessee	6
122	Guilford	0
29	Georgia	5
11	V.P.I.	17
22	North Carolina	10

1902 (6-1)

11	N. C. State	5
44	Georgia Tech	5
28	Furman	0
6	South Carolina	12
36	Georgia	0
16	Auburn	0
11	Tennessee	0

1903 (4-1-1)

73	Georgia Tech	0
29	Georgia	0
24	N. C. State	0
6	North Carolina	11
24	Davidson	0
11	Cumberland	11

1904 (3-3-1)

18	Alabama	0
0	Auburn	5
10	Georgia	0
5	Sewanee	11
6	Tennessee	0
0	N. C. State	18
11	Georgia Tech	11

1905 (3-2-1)

5	Tennessee	5
35	Georgia	0
25	Alabama	0
	(Columbia, S. C.)	
6	Auburn	0
0	Vanderbilt	41
10	Georgia Tech	17

1906 (4-0-3)

0	V.P.I.	0
6	Georgia	0
0	N. C. State	0
0	Davidson	0
16	Tennessee	0
6	Auburn	4
10	Georgia Tech	0
	(Charlotte, N. C.)	

1907 (4-4)

5	Gordon	0
35	Maryville	0
0	Tennessee	4
15	North Carolina	6
	(Columbia, S. C.)	
0	Auburn	12
0	Georgia	8
	(Augusta, Ga.)	
6	Davidson	10
6	Georgia Tech	5

1908 (1-6)

15	Gordon	0
0	V.P.I.	6
0	Vanderbilt	41
0	Davidson	13
	(Columbia, S. C.)	
0	Georgia	6
	(Augusta, Ga.)	
5	Tennessee	6
6	Georgia Tech	30

1909 (6-3)

26	Gordon	0
0	V.P.I.	6
17	Davidson	5
	(Charlotte, N. C.)	
0	Alabama	3
19	Port Royal	0
6	South Carolina	0
17	Citadel	0
3	Georgia Tech	29
5	Georgia	0
	(Augusta, Ga.)	

1910 (4-3-1)

26	Gordon	0
0	Mercer	3
24	Howard	0
32	Citadel	0
0	Auburn	17
24	South Carolina	0
0	Georgia	0
	(Augusta, Ga.)	
0	Georgia Tech	34

1911 (3-5)

0	Auburn	29
15	Howard	0
5	Florida	6
27	South Carolina	0
18	Citadel	0
0	Georgia	23
	(Augusta, Ga.)	
6	Mercer	20
0	Georgia Tech	32

1912 (4-4)

59	Howard	0
	(Birmingham, Ala.)	
26	Riverside	0
6	Auburn	27
52	Citadel	14
7	South Carolina	22
7	Georgia	27
	(Augusta, Ga.)	
22	Mercer	13
0	Georgia Tech	23

1913 (4-4)

6	Davidson	3
0	Alabama	20
0	Auburn	20
32	South Carolina	0
15	Georgia	18
	(Augusta, Ga.)	
7	Citadel	3
52	Mercer	0
0	Georgia Tech	34

1914 (5-3-1)

0	Davidson	0
0	Tennessee	27
0	Auburn	28
56	Furman	0
29	South Carolina	6
14	Citadel	0
35	Georgia	13
27	V.M.I.	23
	(Richmond, Va.)	
6	Georgia Tech	26

1915 (2-4-2)

99	Furman	0
6	Davidson	6
3	Tennessee	0
0	Auburn	14
	(Anderson, S. C.)	
3	V.M.I.	6
	(Richmond, Va.)	
0	South Carolina	0
7	North Carolina	9
	(Charlotte, N. C.)	
0	Georgia	13

1916 (3-6)

7	Furman	6
0	Georgia	25
	(Anderson, S. C.)	
0	Tennessee	14
0	Auburn	28
27	South Carolina	0
7	V.M.I.	37
	(Richmond, Va.)	
0	Citadel	3
	(Orangeburg, S. C.)	
40	Presbyterian	0
0	Davidson	33
	(Charlotte, N. C.)	

1917 (6-2)

13	Presbyterian	0
38	Furman	0
0	Auburn	7
21	South Carolina	13
27	Wofford	16
20	Citadel	0
	(Orangeburg, S. C.)	
55	Florida	7
	(Jacksonville, Fla.)	
9	Davidson	21
	(Charlotte, N. C.)	

1918 (5-2)

65	Camp Sevier	0
0	Georgia Tech	28
39	South Carolina	0
13	Camp Hancock	66
7	Citadel	0
	(Columbia, S. C.)	
68	Furman	7
7	Davidson	0

1919 (6-2-2)		
52	Erskine	0
7	Davidson	0
0	Georgia Tech	28
0	Auburn	7
14	Tennessee	0
19	South Carolina	6
19	Presbyterian	7
33	Citadel	0
(Orangeburg, S. C.)		
7	Furman	7
0	Georgia	0

1920 (4-6-1)		
27	Erskine	0
7	Presbyterian	7
26	Newberry	7
13	Wofford	7
0	Auburn	21
0	Tennessee	26
0	South Carolina	3
0	Georgia Tech	7
26	Citadel	0
(Orangeburg, S. C.)		
0	Furman	14
0	Georgia	55

1921 (1-6-2)		
0	Centre	14
34	Presbyterian	0
0	Auburn	56
0	Furman	0
0	South Carolina	21
7	Georgia Tech	48
7	Citadel	7
(Orangeburg, S. C.)		
7	Erskine	13
0	Georgia	28

1922 (5-4-0)		
0	Centre	21
57	Newberry	0
13	Presbyterian	0
3	South Carolina	0
7	Georgia Tech	21
18	Citadel	0
52	Erskine	0
(Anderson, S. C.)		
6	Furman	20
14	Florida	47
(Jacksonville, Fla.)		

1923 (5-2-1)		
0	Auburn	0
32	Newberry	0
7	Centre	28
7	South Carolina	6
6	V.P.I.	25
12	Davidson	0
20	Presbyterian	0
7	Furman	6

1924 (2-6-0)		
60	Elon	0
0	Auburn	13
14	Presbyterian	0
0	South Carolina	3
6	V.P.I.	50
0	Davidson	7
(Charlotte, N. C.)		
0	The Citadel	20
(Anderson, S. C.)		
0	Furman	3

1925 (1-7-0)		
0	Presbyterian	14
6	Auburn	13
6	Kentucky	19
0	South Carolina	33
0	Wofford	13
0	Florida	42
6	The Citadel	0
0	Furman	26

1926 (2-7-0)		
7	Erskine	0
0	Presbyterian	14
0	Auburn	47
7	N. C. State	3
0	South Carolina	24
0	Wofford	3
0	Florida	33
6	The Citadel	15
0	Furman	30

1927 (5-3-1)		
0	Presbyterian	0
3	Auburn	0
6	N. C. State	18
26	Erskine	6
0	South Carolina	0
0	Wofford	0
13	The Citadel	0
0	Georgia	32
0	Furman	28

1928 (8-3-0)		
30	Newberry	0
6	Davidson	0
6	Auburn	0
7	N. C. State	0
(Florence, S.C.)		

52	Erskine	0
32	South Carolina	0
7	Mississippi	26
12	V.M.I.	0
(Lynchburg, Va.)		
6	Florida	27
(Jacksonville, Fla.)		
27	Furman	12
7	The Citadel	12

1929 (8-3-0)		
68	Newberry	0
32	Davidson	14
(Charlotte, N. C.)		
26	Auburn	7
26	N. C. State	0
(Florence, S. C.)		
30	Wofford	0
21	South Carolina	14
6	Kentucky	44
0	V.M.I.	12
(Norfolk, Va.)		
7	Florida	13
13	The Citadel	0
7	Furman	6

1930 (8-2)		
28	Presbyterian	7
32	Wofford	0
13	The Citadel	7
(Florence, S. C.)		
27	N. C. State	0
(Charlotte, N. C.)		
75	Newberry	0
20	South Carolina	7
0	Tennessee	27
32	V.M.I.	0
(Norfolk, Va.)		
0	Florida	27
(Jacksonville, Fla.)		
12	Furman	7

1931 (1-6-2)		
0	Presbyterian	0
0	Tennessee	44
6	N. C. State	0
(Charlotte, N. C.)		
0	The Citadel	6
(Florence, S. C.)		
0	South Carolina	21
0	Oglethorpe	12
6	V.M.I.	7
(Norfolk, Va.)		
7	Alabama	74
(Montgomery, Ala.)		
0	Furman	0

1932 (3-5-1)		
13	Presbyterian	0
14	Georgia Tech	32
0	N. C. State	13
19	Erskine	0
0	South Carolina	14
7	Davidson	7
18	The Citadel	6
18	Georgia	32
0	Furman	7

1933 (3-6-2)		
6	Presbyterian	6
2	Georgia Tech	39
9	N. C. State	0
0	Geo. Wash.	0
0	South Carolina	7
0	Mississippi	13
(Meridian, Miss.)		
13	Wake Forest	0
(Charlotte, N. C.)		
13	Wofford	14
0	Mercer	13
(Savannah, Ga.)		
7	The Citadel	0
0	Furman	6

1934 (5-4-0)		
6	Presbyterian	0
7	Georgia Tech	12
6	Duke	20
0	Kentucky	7
19	South Carolina	0
12	N. C. State	6
0	Alabama	40
32	Mercer	0
(Savannah, Ga.)		
7	Furman	0

1935 (6-3-0)		
25	Presbyterian	6
28	V.P.I.	7
13	Wake Forest	7
(Charlotte, N. C.)		
12	Duke	38
44	South Carolina	0
13	Mercer	0
(Augusta, Ga.)		
0	Alabama	33
6	The Citadel	0
6	Furman	8

1936 (5-5-0)		
19	Presbyterian	0
20	V.P.I.	0
0	Alabama	32
0	Duke	25
0	Wake Forest	6
19	South Carolina	0
14	Georgia Tech	13
20	The Citadel	0
6	Kentucky	7
0	Furman	12

1937 (4-4-1)		
46	Presbyterian	0
0	Tulane	7
6	Army	21
0	Georgia	14
34	South Carolina	6
32	Wake Forest	0
0	Georgia Tech	7
10	Florida	9
0	Furman	0

1938 (7-1-1, 3-0-1, 2nd in So. Conf.)

S. 17	26-0	W	H	Presbyterian
S. 24	13-10	W	A	Tulane
O. 1	7-20		L	A Tennessee
O. 8	7-7		T	N1 VMI
O. 20	34-12	W	A	S. Carolina
O. 28	7-0	W	A	Wake Forest
N. 5	27-0	W	N2	G. Wash.
N. 12	14-0	W	A	Kentucky
N. 24	10-7	W	H	Furman

N1 at Charlotte, NC

N2 at Greenville, SC

1944 (4-5, 3-1, 3T in So. Conf.)

S. 23	34-0	W	H	Presbyterian
S. 30	0-51		L	A Ga. Tech
O. 7	13-7	W	N1	N. C. State
O. 19	20-13	W	A	S. Carolina
O. 28	7-26		L	A Tennessee
N. 4	7-13		L	A Wake Forest
N. 11	57-12	W	H	VMI
N. 18	20-36		L	A Tulane
N. 24	7-21		L	A Georgia

N1 at Charlotte, NC

1939 (9-1, 4-0, 2nd in So. Conf.)

S. 23	18-0	W	H	Presbyterian
S. 30	6-7		L	A Tulane
O. 7	25-6	W	N1	N. C. State
O. 19	27-0	W	A	S. Carolina
O. 26	15-7	W	A	Navy
N. 3	13-6	W	A	G. Wash.
N. 11	20-7	W	H	Wake Forest
N. 18	21-6	W	A	Southwestern
N. 25	14-3	W	A	Furman
J. 1	6-3	W	N2	Bost. Coll.

N1 at Charlotte, NC

N2 at Cotton Bowl, Dallas, TX

1945 (6-3-1, 2-1-1, 4th in So. Conf.)

S. 22	76-0	W	H	Presbyterian
S. 29	0-20		L	A Georgia
O. 6	13-0	W	A	‡N. C. State
O. 13	7-6	W	H	Pensacola NAS
O. 25	0-0		T	A S. Carolina
N. 2	6-7		L	A ‡Miami (FL)
N. 10	35-0	W	H	Va. Tech
N. 17	47-20	W	A	Tulane
N. 24	21-7	W	A	Ga. Tech
D. 1	6-13		L	H Wake Forest

1946 (4-5, 2-3, 11th in So. Conf.)

S. 21	39-0	W	H	Presbyterian
S. 27	12-35		L	A ‡Georgia
O. 6	7-14		L	H N. C. State
O. 12	7-19		L	A Wake Forest
O. 24	14-26		L	A S. Carolina
N. 2	14-7	W	A	Va. Tech
N. 9	13-54		L	A Tulane
N. 16	20-6	W	H	Furman
N. 23	21-13		L	A1 Auburn

A1 at Montgomery, AL

1940 (6-2-1, 4-0, So. Conf. Champs)

S. 21	38-0	W	A	Presbyterian
S. 28	26-0	W	H	Wofford
O. 5	26-7	W	N1	N. C. State
O. 12	39-0	W	H	Wake Forest
O. 24	21-13	W	A	S. Carolina
N. 3	0-13		L	A Tulane
N. 9	7-21		L	A Auburn
N. 16	12-12		T	A Southwestern
N. 23	13-7	W	A	Furman

N1 at Charlotte, NC

1941 (7-2, 5-1, 3rd in So. Conf.)

S. 21	41-12	W	H	Presbyterian
S. 27	36-7	W	A	VMI
O. 4	27-6	W	N1	N. C. State
O. 11	26-13	W	A	Bost. Coll.
O. 23	14-18		L	A S. Carolina
O. 31	19-0	W	A	‡G. Wash.
N. 15	29-0	W	H	Wake Forest
N. 22	34-6	W	A	Furman
N. 29	7-28		L	A Auburn

N1 at Charlotte, NC

1942 (3-6-1, 2-3-1, 9th in So. Conf.)

S. 19	32-13	W	H	*Presbyterian
S. 26	0-0		T	A VMI
O. 3	6-7		L	N1 N. C. State
O. 10	7-14		L	A Bost. Coll.
O. 22	18-6	W	A	‡S. Carolina
O. 31	6-19		L	A Wake Forest
N. 7	0-7		L	H G. Wash.
N. 14	6-24		L	A Jax N.A.S.
N. 21	12-7	W	H	Furman
N. 28	13-41		L	A Auburn

N1 at Charlotte, NC

*First game in Memorial Stadium

†Clemson's 200th win

1943 (2-6, 2-3, 7T in So. Conf.)

S. 25	12-13		L	H Presbyterian
O. 2	19-7	W	N1	N. C. State
O. 9	7-12		L	N2 VMI
O. 21	6-33		L	A S. Carolina
O. 30	12-41		L	H Wake Forest
N. 6	26-6	W	A	Davidson
N. 13	6-32		L	N3 Ga. Preflight
N. 20	6-41		L	A Ga. Tech

N1 at Charlotte, NC

N2 at Roanoke, VA

N3 at Greenville, SC

1947 (4-5, 1-3, 12th in So. Conf.)

S. 20	42-0	W	H	Presbyterian
S. 26	22-32		L	A ‡Bost. Coll.
O. 4	14-16		L	H Wake Forest
O. 11	0-18		L	A ‡N. C. State
O. 23	19-21		L	A S. Carolina
O. 31	6-21		L	A ‡Georgia
N. 8	35-7	W	A	Furman
N. 15	34-13	W	A	‡Duquesne
N. 22	34-18	W	H	Auburn

1948 (11-0, 5-0, So. Conf. Champs)

S. 25	53-0	W	H	‡Presbyterian §
O. 2	6-0	W	H	‡N. C. State
O. 9	21-7	W	A	Miss. State
O. 21	13-7	W	A	S. Carolina
O. 29	26-19	W	A	‡Bost. Coll.
N. 6	41-0	W	H	Furman
N. 13	21-14	W	A	Wake Forest
N. 20	42-0	W	H	Duquesne
N. 27	7-6	W	A1	Auburn
D. 4	20-0	W	A	The Citadel
J. 1	24-23	W	N2	Missouri

A1 at Mobile, AL

N2 at Gator Bowl, Jacksonville

§ - First home night game

1949 (4-4-2, 2-2, 8th in So. Conf.)

S. 17	69-7	W	H	‡Presbyterian
S. 24	7-33		L	A ‡Rice
O. 1	7-6	W	A	‡N. C. State
O. 8	7-7		T	H ‡Miss. State
O. 20	13-27		L	A S. Carolina
O. 29	21-35		L	H ‡Wake Forest
N. 5	27-40		L	H Bost. Coll.
N. 12	33-20	W	H	‡Duquesne
N. 19	28-21	W	A	Furman
N. 26	20-20		T	A1 Auburn

A1 at Mobile, AL

‡ denotes night game

1950 (9-0-1, 3-0-1, 2nd in So. Conf.)

S. 23	55-0	W	H	‡Presbyterian
S. 30	34-0	W	A	Missouri
O. 7	27-0	W	H	‡N. C. State
O. 19	14-14	T	A	S. Carolina
O. 28	13-12	W	A	Wake Forest
N. 4	53-20	W	H	Duquesne
N. 11	35-14	W	A	Bost. Coll.
N. 18	57-2	W	H	Furman
N. 25	41-0	W	A	Auburn
J. 1	15-14	W	A1	Miami (FL)

A1 at Orange Bowl, Miami, FL

1951 (7-3, 3-1, 5th in So. Conf.)

S. 22	53-6	W	H	‡Presbyterian
S. 29	20-14	W	A	‡Rice
O. 6	6-0	W	A	‡N. C. State
O. 13	7-21	L	A	‡Pacific
O. 25	0-20	L	A	S. Carolina
N. 3	21-6	W	H	Wake Forest
N. 10	21-2	W	H	Bost. Coll.
N. 17	34-14	W	A	Furman
N. 24	34-0	W	H	Auburn
J. 1	0-14	L	N1	Miami (FL)

N1 at Gator Bowl, Jacksonville, FL

1952 (2-6-1)*

S. 20	53-13	W	H	‡Presbyterian
S. 27	7-14	L	H	Villanova
O. 4	0-28	L	A	Maryland
O. 11	13-54	L	A	Florida
O. 23	0-6	L	A	S. Carolina
O. 31	13-0	W	A	‡Bost. Coll.
N. 8	12-12	T	A	Fordham
N. 15	14-27	L	A	Kentucky
N. 22	0-3	L	A	Auburn

*Clemson ineligible for So. Conf. Championship

1953 (3-5-1, 1-2, 6th in ACC)

S. 19	33-7	W	H	‡Presbyterian
S. 26	14-14	T	A	Bost. Coll.
O. 3	0-20	L	H*	Maryland
O. 9	7-39	L	A	‡Miami(FL)
O. 22	7-14	L	A	<u>S. Carolina</u>
O. 31	18-0	W	H	<u>Wake Forest</u>
N. 7	7-20	L	A	Ga. Tech
N. 14	34-13	W	A	The Citadel
N. 21	19-45	L	H	Auburn

*Clemson's first ACC game

1954 (5-5, 1-2, 5th in ACC)

S. 18	33-0	W	H	‡Presbyterian
S. 25	7-14	L	A	Georgia
O. 2	7-18	L	H	Va. Tech
O. 9	14-7	W	A1	‡Florida
O. 21	8-13	L	A	<u>S. Carolina</u>
O. 30	32-20	W	N2	<u>Wake Forest</u>
N. 6	27-6	W	A	Furman
N. 13	0-16	L	A	<u>Maryland</u>
N. 20	6-27	L	A	Auburn
N. 27	59-0	W	H	The Citadel

A1 at Jacksonville, FL

N2 at Charlotte, NC

1955 (7-3, 3-1, 3rd in ACC)

S. 17	33-0	W	H	‡Presbyterian
S. 24	20-7	W	A	<u>Virginia</u>
O. 1	26-7	W	H	Georgia
O. 8	7-21	L	H	‡Rice
O. 20	28-14	W	A	<u>S. Carolina</u>
O. 29	19-13	W	H	<u>Wake Forest</u>
N. 5	21-16	W	A1	Va. Tech
N. 12	12-25	L	H	<u>Maryland</u>
N. 19	0-21	L	A2	Auburn
N. 26	40-20	W	A	Furman

A1 at Roanoke, VA

A2 at Mobile, AL

1956 (7-2-2, 4-0-1, ACC Champs)

S. 22	27-7	W	H*	Presbyterian
S. 29	20-20	T	A	Florida
O. 6	13-7	W	A	‡N. C. State
O. 13	17-0	W	A	<u>Wake Forest</u>
O. 25	7-0	W	A	<u>S. Carolina</u>
N. 3	21-6	W	H	Va. Tech
N. 10	6-6	T	A	<u>Maryland</u>
N. 16	0-21	L	A	‡Miami (FL)
N. 24	7-0	W	H	<u>Virginia</u>
D. 1	28-7	W	H	Furman
J. 1	21-27	L	N1	Colorado

N1 at Orange Bowl, Miami, FL

*Last home night game at Clemson

1957 (7-3, 4-3, 3T in ACC)

S. 21	66-0	W	H	Presbyterian
S. 28	0-26	L	A	N. Carolina
O. 5	7-13	L	H	<u>N. C. State</u>
O. 12	20-6	W	A	<u>Virginia</u>
O. 24	13-0	W	A	<u>S. Carolina</u>
N. 2	20-7	W	H	‡Rice
N. 9	26-7	W	H	<u>Maryland</u>
N. 16	6-7	L	A	<u>Duke</u>
N. 23	13-6	W	H	<u>Wake Forest</u>
N. 30	45-6	W	A	Furman

1958 (8-3, 5-0, ACC Champs)

S. 20	20-15	W	H	<u>Virginia</u>
S. 27	26-21	W	H*	N. Carolina
O. 4	8-0	W	A	Maryland
O. 11	12-7	W	A	‡Vanderbilt
O. 23	6-26	L	A	<u>S. Carolina</u>
N. 1	14-12	W	H	<u>Wake Forest</u>
N. 8	0-13	L	A	Ga. Tech
N. 15	13-6	W	A	<u>N. C. State</u>
N. 22	34-12	W	H	Bost. Coll.
N. 29	36-19	W	A	Furman
J. 1	0-7	L	N1	LSU

*Frank Howard's 100th win at Clemson
N1 at Sugar Bowl at New Orleans, LA**1959 (9-2, 6-1, ACC Champs)**

S. 19	20-18	W	A	<u>N. Carolina</u>
S. 26	47-0	W	A	<u>Virginia</u>
O. 3	6-16	L	A	Ga. Tech
O. 10	23-0	W	H	<u>N. C. State</u>
O. 22	27-0	W	A*	<u>S. Carolina</u>
O. 31	19-0	W	A	‡Rice
N. 7	6-0	W	H	<u>Duke</u>
N. 14	25-28	L	H	<u>Maryland</u>
N. 21	33-31	W	H	<u>Wake Forest</u>
N. 28	56-3	W	A	Furman
D. 19	23-7	W	†N1	TCU

N1 at Bluebonnet Bowl, Houston, TX

*Last Big Thursday game

†Clemson's 300th win

1960 (6-4, 4-2, 4th in ACC)

S. 24	28-7	W	A	<u>Wake Forest</u>
O. 1	13-7	W	H	Va. Tech
O. 8	21-7	W	H	Virginia
O. 15	17-19	L	A	Maryland
O. 22	6-21	L	A	Duke
O. 28	20-22	L	A	Vanderbilt
N. 5	24-0	W	H	N. Carolina
N. 12	12-2	W	H	* <u>S. Carolina</u>
N. 19	14-25	L	A	Bost. Coll.
N. 26	42-14	W	H	Furman

* First S. Carolina game at Clemson

‡ denotes night game

1961 (5-5, 3-3, 3T in ACC)

S. 23	17-21	L	A	Florida
S. 30	21-24	L	H	Maryland
O. 7	27-0	W	A	N. Carolina
O. 14	13-17	L	H	Wake Forest
O. 21	17-7	W	A	Duke
O. 28	14-24	L	A	Auburn
N. 4	21-6	W	H	Tulane
N. 11	14-21	L	A	S. Carolina
N. 18	35-6	W	H	Furman
N. 25	20-0	W	H	N. C. State
S. 22	9-26	L	A	Ga. Tech

1962 (6-4, 5-1, 2nd in ACC)

S. 22	9-26	L	A	Ga. Tech
S. 29	7-0	W	A	N. C. State
O. 6	24-7	W	A	Wake Forest
O. 13	16-24	L	H	Georgia
O. 20	0-16	L	H	Duke
O. 27	14-17	L	H	Auburn
N. 3	17-6	W	H	N. Carolina
N. 10	44-3	W	A	Furman
N. 17	17-14	W	A	Maryland
N. 24	20-17	W	H	S. Carolina

1963 (5-4-1, 5-2, 3T in ACC)

S. 21	14-31	L	A	Oklahoma
S. 28	0-27	L	A	Ga. Tech
O. 5	3-7	L	H	N. C. State
O. 12	7-7	T	H	Georgia
O. 19	30-35	L	A	Duke
O. 26	35-0	W	A	Virginia
N. 2	36-0	W	H	Wake Forest
N. 9	11-7	W	A	N. Carolina
N. 16	21-6	W	H	Maryland
N. 28	24-20	W	A	*S. Carolina

* Only Clemson-USC game on Thanksgiving Day

1964 (3-7, 2-4, 7th in ACC)

S. 19	28-0	W	H	Furman
S. 26	0-9	L	A	N. C. State
O. 3	7-14	L	A	Ga. Tech
O. 10	7-19	L	A	Georgia
O. 17	21-2	W	A	Wake Forest
O. 24	10-14	L	A	TCU
O. 31	29-7	W	H	Virginia
N. 7	0-29	L	H	N. Carolina
N. 14	0-34	L	A	Maryland
N. 20	3-7	L	H	S. Carolina

1965 (5-5, 4-3, 3T in ACC)

S. 18	21-7	W	H	N. C. State
S. 25	20-14	W	A	Virginia
O. 2	6-38	L	A	Ga. Tech
O. 9	9-23	L	A	Georgia
O. 16	3-2	W	H	Duke
O. 23	3-0	W	H	TCU
O. 30	26-13	W	H	Wake Forest
N. 6	13-17	L	A	N. Carolina
N. 13	0-6	L	H	Maryland
N. 20	16-17	L	A	S. Carolina

1966 (6-4, 6-1, ACC Champs)

S. 24	40-35	W	H	Virginia
O. 1	12-13	L	A	Ga. Tech
O. 8	0-26	L	A	Alabama
O. 15	9-6	W	H	Duke
O. 22	0-30	L	A	Sou. Cal
O. 29	23-21	W	A	Wake Forest
N. 5	27-3	W	H	N. Carolina
N. 12	14-10	W	A	Maryland
N. 19	14-23	L	A	N. C. State
N. 26	35-10	W	H	<u>S. Carolina</u>

1967 (6-4, 6-0, ACC Champs)

S. 23	23-6	W	H	<u>Wake Forest</u>
S. 30	17-24	L	H	Georgia
O. 7	0-10	L	A	Ga. Tech
O. 14	21-43	L	A	Auburn
O. 21	13-7	W	A	<u>Duke</u>
O. 28	10-13	L	H	Alabama
N. 4	17-0	W	A	<u>N. Carolina</u>
N. 11	28-7	W	H	<u>Maryland</u>
N. 18	14-6	W	H	<u>N. C. State</u>
N. 25	23-12	W	A	<u>S. Carolina</u>

1968 (4-5-1, 4-1-1, 2nd in ACC)

S. 21	20-20	T	A	<u>Wake Forest</u>
S. 28	13-31	L	A	Georgia
O. 5	21-24	L	A	Ga. Tech
O. 12	10-21	L	H	Auburn
O. 19	39-22	W	H	<u>Duke</u>
O. 26	14-21	L	A	Alabama
N. 2	24-19	W	A	<u>N. C. State</u>
N. 9	16-0	W	A	<u>Maryland</u>
N. 16	24-14	W	H	<u>N. Carolina</u>
N. 23	3-7	L	H	S. Carolina

1969 (4-6-0, 3-3-0, 3T in ACC)

S. 20	21-14	W	A	Virginia
S. 27	0-30	L	H	Georgia
O. 4	21-10	W	A	Ga. Tech
O. 11	0-51	L	A	Auburn
O. 18	28-14	W	H	Wake Forest
O. 25	13-38	L	H	Alabama
N. 1	40-0	W	H	Maryland
N. 8	27-34	L	A	Duke
N. 15	15-32	L	A	N. Carolina
N. 22	13-27	L	A	S. Carolina

1970 (3-8, 2-4, 6T in ACC)

S. 12	24-0	W	H	The Citadel
S. 19	27-17	W	H	Virginia
S. 26	0-38	L	A	Georgia
O. 3	7-28	L	A	Ga. Tech
O. 10	0-44	L	H	Auburn
O. 17	20-36	L	A	Wake Forest
O. 24	10-21	L	H	Duke
O. 31	24-11	W	A	Maryland
N. 7	13-38	L	A	‡ Fla. State
N. 14	7-42	L	H	N. Carolina
N. 21	32-38	L	H	S. Carolina

1971 (5-6, 4-2, 2nd in ACC)

S. 11	10-13	L	H	Kentucky
S. 25	0-28	L	H	Georgia
O. 2	14-24	L	A	Ga. Tech
O. 9	3-0	W	N1	Duke
O. 16	32-15	W	N2	Virginia
O. 23	13-35	L	A	Auburn
O. 30	10-9	W	H	Wake Forest
N. 6	13-26	L	A	N. Carolina
N. 13	20-14	W	H	Maryland
N. 20	23-31	L	H	N. C. State
N. 27	17-7	W	A	S. Carolina

N1 at Oyster Bowl in Norfolk, VA
N2 at Tobacco Bowl in Richmond, VA

1972 (4-7, 2-5, 5th in ACC)

S. 9	13-0	W	H	The Citadel
S. 23	10-29	L	A	‡ Rice
S. 30	3-52	L	A	Oklahoma
O. 7	9-31	L	A	Ga. Tech
O. 14	0-7	L	H	Duke
O. 21	37-21	W	H	Virginia
O. 28	31-0	W	A	Wake Forest
N. 4	10-26	L	H	N. Carolina
N. 11	6-31	L	A	Maryland
N. 18	17-42	L	A	N. C. State
N. 25	7-6	W	H	S. Carolina

‡ denotes night game

1973 (5-6, 4-2, 3rd in ACC)

S. 8	14-12	W	H	The Citadel
S. 22	14-31		L	A Georgia
S. 29	21-29		L	A Ga. Tech
O. 6	15-30		L	H Texas A&M
O. 13	32-27	W		H Virginia
O. 20	24-8	W		A Duke
O. 27	6-29		L	H N. C. State
N. 3	35-8	W		H Wake Forest
N. 10	37-29	W		A N. Carolina
N. 17	13-28		L	H Maryland
N. 24	20-32		L	A S. Carolina

1974 (7-4, 4-2, 2T in ACC)

S. 14	0-24		L	A Texas A&M
S. 21	10-31		L	A ‡N. C. State
S. 28	21-17	W		H Ga. Tech
O. 5	28-24	W		H Georgia
O. 12	0-41		L	A Maryland
O. 19	17-13	W		H Duke
O. 26	28-29		L	A Tennessee
N. 2	21-9	W		A Wake Forest
N. 9	54-32	W		H N. Carolina
N. 16	28-9	W		H Virginia
N. 23	39-21	W		H S. Carolina

1975 (2-9, 2-3, 5th in ACC)

S. 13	13-17		L	H Tulane
S. 20	0-56		L	A ‡Alabama
S. 27	28-33		L	A Ga. Tech
O. 4	7-35		L	A Georgia
O. 11	16-14	W		H Wake Forest
O. 18	21-25		L	A Duke
O. 25	7-45		L	H N. C. State
N. 1	7-43		L	H Fla. State
N. 8	38-35	W		A N. Carolina
N. 15	20-22		L	H Maryland
N. 22	20-56		L	A S. Carolina

1976 (3-6-2, 0-4-1, 7th in ACC)

S. 11	10-7	W		H The Citadel
S. 18	0-41		L	H Georgia
S. 25	24-24	T		A ‡Ga. Tech
O. 2	19-21		L	A Tennessee
O. 9	14-20		L	A Wake Forest
O. 16	18-18	T		H Duke
O. 23	21-38		L	A N. C. State
O. 30	15-12	W		A ‡Fla. State
N. 6	23-27		L	H N. Carolina
N. 13	0-20		L	A Maryland
N. 20	28-9	W		H S. Carolina

1977 (8-3-1, 4-1-1, 2nd in ACC)

S. 10	14-21		L	H Maryland
S. 17	7-6	W		A Georgia
S. 24	31-14	W		A Ga. Tech
O. 1	31-13	W		A Va. Tech
O. 8	31-0	W		H <u>Virginia</u>
O. 15	17-13	W		A <u>Duke</u>
O. 22	7-3	W		H <u>N. C. State</u>
O. 29	26-0	W		H <u>Wake Forest</u>
N. 5	13-13	T		A <u>N. Carolina</u>
N. 12	17-21		L	H Notre Dame
N. 19	31-27	W		A S. Carolina
D. 30	3-34		L	‡Pittsburgh

N1 at Gator Bowl at Jacksonville, FL

1978 (11-1, 6-0, ACC Champs)

S. 15	58-3	W		H *The Citadel
S. 22	0-12		L	A Georgia
S. 29	31-0	W		H Villanova
O. 7	38-7	W		H Va. Tech
O. 14	30-14	W		A <u>Virginia</u>
O. 21	28-8	W		H <u>Duke</u>
O. 28	33-10	W		A <u>N. C. State</u>
N. 4	51-6	W		A <u>Wake Forest</u>
N. 11	13-9	W		H <u>N. Carolina</u>
N. 18	28-24	W		A <u>Maryland</u>
N. 25	41-23	W		H S. Carolina
D. 30	17-15	W		N1 Ohio State

N1 at Gator Bowl at Jacksonville, FL

*Clemson's 100th win in Death Valley

1979 (8-4, 4-2, 2T in ACC)

S. 8	21-0	W		H Furman
S. 15	0-19		L	H <u>Maryland</u>
S. 22	12-7	W		H* Georgia
O. 6	17-7	W		H Virginia
O. 13	21-0	W		A Va. Tech
O. 20	28-10	W		A Duke
O. 27	13-16		L	H N. C. State
N. 3	31-0	W		H Wake Forest
N. 10	19-10	W		A N. Carolina
N. 17	16-10	W		A Notre Dame
N. 24	9-13		L	A S. Carolina
D. 31	18-24		L	N1 Baylor

N1 at Peach Bowl at Atlanta, GA

*Clemson's 400th victory

1980 (6-5, 2-4, 4T in ACC)

S. 13	19-3	W		H Rice
S. 20	16-20		L	A Georgia
S. 27	17-10	W		H W. Carolina
O. 4	13-10	W		H Va. Tech
O. 11	27-24	W		A Virginia
O. 18	17-34		L	H Duke
O. 25	20-24		L	A N. C. State
N. 1	35-33	W		A *Wake Forest
N. 8	19-24		L	H N. Carolina
N. 15	7-34		L	A Maryland
N. 22	27-6	W		H S. Carolina

*Clemson's 100th ACC win

‡ denotes night game

CLEMSON ON TELEVISION

Opponents	Year	Results	Coverage
Colorado	1957	Col 27, CU 21	National (Orange Bowl)
N. C. State	1958	CU 13, NCSU 6	Regional
Louisiana State	1959	LSU 7, CU 0	National (Sugar Bowl)
Texas Christian	1959	CU 23, TCU 7	National (Bluebonnet Bowl)
Duke	1966	CU 9, Duke 6	Regional
Wake Forest	1968	CU 20, WFU 20	Regional
N. C. State	1968	CU 24, NCSU 19	Regional
N. C. State	1973	NCSU 29, CU 6	Regional
Georgia	1976	Ga. 41, CU 0	Regional
Maryland	1976	MD 20, CU 0	Regional
Notre Dame	1977	ND 21, CU 17	National (C. D. Chesley)
South Carolina	1977	CU 31, USC 27	Regional
Pittsburgh	1977	Pitt 34, CU 3	National (Gator Bowl)
Virginia Tech	1978	CU 38, VPI 7	Regional
N. C. State	1978	CU 33, NCSU 10	Regional
Ohio State	1978	CU 17, OSU 15	National (Gator Bowl)
Maryland	1979	MD 19, CU 0	Regional
N. C. State	1979	NCSU 16, CU 13	National (ESPN)
Wake Forest	1979	CU 31, WF 0	Regional
Notre Dame	1979	CU 16, ND 10	National (C. D. Chesley)
South Carolina	1979	S. Carolina 13, CU 9	National (ESPN)
Baylor	1979	BU 24, CU 18	National (Peach Bowl)
Georgia	1980	Ga. 20, CU 16	National (ESPN)
Wake Forest	1980	CU 35, WF 33	National (ESPN)
North Carolina	1980	UNC 24, CU 19	Regional
TV Games: 25	(11-13-1)	Home: 3-6-0	
National: 10	(4-6-0)	Away: 6-3-1	
Regional: 15	(7-7-1)	Neutral: 2-4-0	

STAFF TELEPHONE NUMBERS

	Office	Home
Willie Anderson, Football -----	656-2101	y882-1353
Earl Ambrose, Assistant to the Athletic Director -----	656-2101	x639-6798
Joanne Baines, Field Hockey -----	656-2212	654-1130
Bob Boettner, Head Swimming -----	656-2101	654-6103
Tim Bourret, Publicity -----	656-2101	654-2447
Bob Bradley, Head Publicity -----	656-2101	654-5419
Rick Brewer, Asst. Ticket Mgr. -----	656-2101	654-1062
Clint Bryant, Basketball -----	656-2101	w646-9888
Sam Colson, Head Track -----	656-2101	654-5987
Mike Connor, Wrestling -----	656-2101	654-7081
Linda Copeland, Volleyball -----	656-2101	y882-7748
Allison Dalton, Promotions -----	656-2101	z879-4139
George Dostal, Strength Coach -----	656-2101	
Bobby Douglas, Equipment -----	656-2101	654-1901
Jerry Faulkner, Basketball -----	656-2101	654-1223
Danny Ford, Head Football -----	656-2101	654-6172
Bill Foster, Head Basketball -----	656-2101	654-4855
Martha Garrison, Receptionist -----	656-2101	654-3233
Len Gough, Equipment Manager -----	656-2101	y882-7003
Dennis Grace, Soccer -----	656-2101	
Curley Hallman, Football -----	656-2101	654-4320
Tom Harper, Football -----	656-2101	
Bert Henderson, Asst. Trainer -----	656-2101	y882-7003
Les Herrin, Football -----	656-2101	y882-7464
Van Hilderbrand, Ticket Mgr. -----	656-2101	654-1391
Lawson Holland, Football -----	656-2101	656-2136
Fred Hoover, Head Trainer -----	656-2101	654-5271
Frank Howard, Legend -----	656-2101	654-2646
I. M. Ibrahim, Head Soccer -----	656-2101	654-1719
Les Jones, Director of Facilities -----	656-2101	x639-6490
Kim Kelly, Publicity -----	656-2101	654-1044
Buddy King, Football -----	656-2101	654-6437
Mary King, Head Women's Tennis ----	656-2252	654-6437
Chuck Kriese, Head Tennis -----	656-2252	654-4887
Bill McLellan, Athletic Director -----	656-2101	w646-3527
Charlie Poteat, Head Fencing -----	656-2101	654-6539
Dwight Rainey, Basketball -----	656-2101	654-6867
Chuck Reedy, Football -----	656-2101	y882-6358
Bobby Robinson, Asst. AD, Head Golf -----	656-2101	654-4426
Wade Schalles, Head Wrestling -----	656-3482	654-1229
Nelson Stockley, Football -----	656-2101	654-4845
Bob Strunk, Basketball -----	656-2101	
Larry Sutton, Trainer -----	656-2101	639-6053
Walker Swain, Baseball -----	656-2101	
Henry "Turtle" Thomas, Baseball -----	656-2101	y882-6205
Annie Tribble, Women's Basketball --	656-2101	w646-9572
Joe Turner, IPTAY Dir. -----	656-2101	654-2822
Larry Van Der Hayden, Football -----	656-2101	654-5031
Ken Vickery, Faculty Chairman -----	656-2285	654-5201
Pam Watkins, Women's Athletics -----	656-2212	654-6478
George Way, Wrestling -----	656-2101	654-7334
Joann West, Ticket Office -----	656-2101	654-5478
Joe White, Academic Counselor -----	656-2182	654-2518
Bill Wilhelm, Head Baseball -----	656-2101	654-5801

V-Six Mile exchange; w-Pendleton exchange; x-Central exchange;
y-Seneca exchange; z-Pickens exchange

CLEMSON PRESS-RADIO-TELEVISION OUTLETS

Greenville

Mr. Dan Foster, Columnist
The Greenville News (AM)
Greenville, S. C. 29602

Mr. J. D. Hayworth, Sports Director
WFBC-TV, Box 788
Greenville, S. C. 29602

Mr. Abe Hardesty, Sports Editor
The Greenville Piedmont (PM)
Greenville, S. C. 29602

Mr. Jim Phillips, Sports Director
WFBC Radio, Box 1330
Greenville, S. C. 29602

Mr. Al Mason, WQOK Radio
Greenville, S. C. 29610

Anderson

Mr. Gerald Garrett, Sports Editor
The Anderson Independent (AM)
Anderson, S. C. 29621

Mr. Bruce Cook, Sports Editor
The Anderson Daily Mail (PM)
Anderson, S. C. 29621

Mr. Ken Allison, Sports Director
WAIM-Radio, Anderson, S. C. 29621

Mr. Dan Cooley, Sports Director
WANS Radio, Anderson, S. C. 29621

Spartanburg

Mr. Luther Gaillard, Sports Editor
The Spartanburg Herald (AM)
Spartanburg, S. C. 29301

Mr. Stan Olenik, Sports Director
WSPA-TV, Box 1717
Spartanburg, S. S. 29301

Sports Director
WSPA Radio
Spartanburg, S. C. 29301

Columbia

Mr. Herman Helms, Sports Editor
The Columbia State (AM)
Columbia, S. C. 29202

Mr. Doug Nye, Sports Editor
The Columbia Record (PM)
Columbia, S. C. 29202

Mr. Joe Daggett, Sports Director
WIS-TV, Box 367
Columbia, S. C. 29201

Mr. Jim Forest, Sports Director
WIS-Radio, Box 21567
Columbia, S. C. 29201

Mr. Ed Rowland
The Associated Press
Box 1435, Columbia, S. C. 29202

Ms. Joan Mower
United Press International
Box 11298, Columbia, S. C. 29211

Mr. Gene Upright, Sports Director
WLTX-TV, Drawer M
Columbia, S. C. 29250

Mr. Jim Forest, Sports Director
WOLO-TV, Box 4217
Columbia, S. C. 29205

Charleston

Mr. James Beck, Sports Editor
The News & Courier (AM)
Charleston, S. C. 29402

Sports Desk
The Charleston Evening Post (PM)
Charleston, S. C. 29402

Mr. Sam Kouvaris, Sports Director
WCBD-TV, Box 879
Charleston, S. C. 29402

Mr. Terry Chick, Sports Director
WCIV-TV, Highway 703
Mt. Pleasant, S. C. 29464

Mr. Warren Peper, Sports Director
WCSC-TV, Box 186
Charleston, S. C. 29402

Clemson

Sports Desk, The Messenger
Clemson, S. C. 29631

Sports Editor, The Tiger
Box 2097, Univ. Station
Clemson, S. C. 29632

WSBF Sports
Box 2156, Univ. Station
Clemson, S. C. 29632

Mr. Bob Bradley
Sports Information Director
Box 632, Clemson, S. C. 29631

Mr. Steve Ellis
Orange and White
Box 828, Clemson, S. C. 29631

Kerry Capps
Orange & White
Box 828, Clemson, SC 29631

In State

Mr. Greg Pitts, Sports Editor
The Aiken Standard
Aiken, S. C. 29801

Mr. Joe Burgess, Sports Director
WELP Radio
Easley, S. C. 29640

Mr. Billy Gilbert, Sports Editor
The Florence Morning News (AM)
Florence, S. C. 29501

Mr. Jim Joyce, Sports Editor
The Greenwood Index Journal (PM)
Greenwood, S. C. 29646

Mr. Willie Binette, Sports Editor
The Myrtle Beach Sun News (PM)
Myrtle Beach, S. C. 27579

Mr. Skip Latt, Sports Editor
The Orangeburg Times & Democrat (AM)
Orangeburg, S. C. 29115

Mr. Buddy McCarter, Sports Editor
The Rock Hill Evening Herald (PM)
Rock Hill, S. C. 29730

Mr. Robbie Evans, Sports Director
The Sumter Daily Item (PM)
Sumter, S. C. 29150

Out of State

Mr. David Steele, Sports Director
WLOS-TV, Box 2150
Asheville, N. C. 28802

Mr. Tom Courtenay, College Sports Ed.
The Atlanta Constitution (AM)
Atlanta, Ga. 30303

Mr. David Davidson, College Sports Ed.
The Atlanta Journal (PM)
Atlanta, Ga. 30303

Mr. Al Ludwick, Sports Editor
The Augusta Chronicle (AM)
Augusta, Ga. 30903

Mr. Bob Heller, Sports Editor
The Charlotte Observer (AM)
Charlotte, N. C. 28232

Mr. Ronald Green, Sports Editor
The Charlotte News (PM)
Charlotte, N. C. 28265

Mr. Jim Thacker, Sports Director
WBTV, 1 Julian Place
Charlotte, N. C. 28208

Mr. Harold Johnson, Sports Director
WSOC-TV, Charlotte, N. C. 28201

SCHEDULES OF 1981 CLEMSON OPPONENTS

[illegible]



1981 Schedule

September

- 5 **WOFFORD**, 1:00 P.M. EDT
(IPTAY Day)
- 12 at Tulane, 8:30 P.M. EDT
- 19 **GEORGIA**, 1:00 P.M. EDT

October

- 3 at Kentucky, 1:30 P.M. EDT
- 10 **VIRGINIA**, 1:00 P.M. EDT
(Homecoming)
- 17 at Duke, 1:30 P.M. EDT
- 24 **N. C. STATE**, 1:00 P.M. EDT
- 31 **WAKE FOREST**, 1:00 P.M. EDT
(Parent's Day)

November

- 7 at North Carolina, 1:00 P.M. EST
- 14 **MARYLAND**, 1:00 P.M. EST
- 21 at South Carolina, 1:30 P.M. EST

