



# 1982 CLEMSON ORANGE BOWL PRESS GUIDE



All-American Perry Tuttle



## UPI POLL

1.	Clemson (33)	11-0-0	618
2.	Georgia (4)	10-1	575
3.	Alabama (3)	9-1-1	531
4.	Nebraska (1)	9-2	469
5.	Texas	9-1-1	412
6.	Penn State (1)	9-2	397
7.	Southern Calif.	9-2	376
8.	Pittsburgh	10-1	360
9.	North Carolina	9-2	257
10.	Washington	9-2	239
11.	Iowa	8-3	174
12.	Brigham Young	10-2	127
13.	Michigan	8-3	121
14.	Ohio State	8-3	119
15.	So. Mississippi	9-1-1	76
16.	UCLA	7-3-1	50
17.	Arkansas	8-3	46
18.	Washington State	8-2-1	27
19.	Houston	7-3-1	19
20.	San Jose State	9-2	12

## AP FOOTBALL POLL

1.	Clemson (63)	11-0-0	1,351
2.	Georgia	10-1-0	1,255
3.	Alabama	9-1-1	1,188
4.	Nebraska (1)	9-2-0	1,104
5.	So. Methodist (1)	10-1-0	1,050
6.	Texas	9-1-1	959
7.	Penn State (1)	9-2-0	918
8.	Southern Cal.	9-2-0	844
9.	Miami, Fla. (1)	9-2-0	827
10.	Pittsburgh	10-1-0	796
11.	North Carolina	9-2-0	653
12.	Washington	9-2-0	614
13.	Iowa	8-3-0	537
14.	Brigham Young	10-2-0	397
15.	Ohio State	8-3-0	364
16.	Michigan	8-3-0	284
17.	Arizona State	9-2-0	280
18.	So. Mississippi	9-1-1	278
19.	UCLA	7-3-1	190
20.	Washington State	8-2-1	132



**All-American safety Terry Kinard was one of the reasons Clemson was the only team in the nation to defeat two top 10 teams in the UPI poll, with the exception of Penn State.**



## TABLE OF CONTENTS

ACC Football Review	
All-ACC Team of 1981 .....	Centerspread
Clemson's All-ACC Players .....	IBC
All-Time ACC Standings .....	98
Final 1981 Team Statistics .....	79-80
Final 1981 Individual Statistics .....	80-81
Clemson's Championship Years .....	12
Final Team Standings of 1981 .....	Centerspread
Athletic Director, Bill McLellan .....	14
Column Notes .....	4
Depth Chart .....	Centerspread
Game-by-Game Review of 1981 .....	67
Head Football Coach, Danny Ford .....	15
Player Thumbnails, Alphabetically .....	23
Player Honors .....	11
Practice Plans .....	3
President, Dr. Bill Atchley .....	13
Pronunciation .....	Centerspread
Records	
Attendance, 1981 .....	1
Bowl Competition .....	97
High & Low Offensive Games by Tigers & Opponents .....	89
Team and Individual, All-Time Records .....	82
Team Won-Lost Records Since 1896 .....	95
The Last Time It Happened .....	99
Top Individual Career Performances .....	87
Top Individual Game Performances .....	91
Results, 1981 Varsity .....	1
Roster, Alphabetical .....	Centerspread
Roster, Numerical .....	Centerspread
School Colors & Nickname .....	100
Special Teams .....	Centerspread
Staff, Assistant Coaches .....	17
Staff, Athletic Department .....	2
Statistics 1981 Varsity .....	59
Defensive .....	61
Game-by-Game Performances .....	62
Game-by-Game Team Stats .....	64
Starting Lineups .....	66
Superlatives .....	75
University Information .....	2

## 1981 RESULTS

(11-0 Overall; 6-0 in ACC)

Sept. 5	45	10	WOFFORD	59,313
Sept. 12	13	5	Tulane	45,736
Sept. 19	13	3	GEORGIA	62,466
Sept. 26	OPEN DATE			
Oct. 3	21	3	Kentucky	57,453
Oct. 10	27	0	VIRGINIA	63,064
Oct. 17	38	10	Duke	26,000
Oct. 24	17	7	N. C. State	62,727
Oct. 31	82	24	WAKE FOREST	60,383
Nov. 7	10	8	North Carolina	53,611
Nov. 14	21	7	MARYLAND	63,199
Nov. 21	29	13	South Carolina	56,971

(NOTE: For the fourth straight year a new total home attendance was set with 371,152 attending Clemson's six home games. This was 116% of capacity, and was 1,382 more fans than the old mark of 369,770 in 1980. 1981 marked the fourth straight year Clemson has averaged over 53,306, or above the permanent seating capacity. Total attendance at all games was 610,923, an average of 55,538.)



# CLEMSON UNIVERSITY

## GENERAL INFORMATION

**Location:** Clemson, South Carolina 29631

**Founded:** 1889

**Enrollment:** 11,883

**President:** Dr. Bill Atchley, Missouri '57

**Conference:** Atlantic Coast

Clemson

North Carolina

Duke

North Carolina State

Georgia Tech

Virginia

Maryland

Wake Forest

**Nickname:** Tigers

**Colors:** Purple & Orange

**Stadium:** Clemson Memorial (Death Valley)

53,306 permanent seats

Frank Howard Field (Natural Grass)

## ATHLETIC STAFF

**Faculty Chairman:** Kenneth N. Vickery, Clemson '38

**Athletic Director:** H. C. (Bill) McLellan, Clemson '54

**Assistant Athletic Director:** Bobby Robinson, Furman '68

**Assistant to the Athletic Director:** Earle Ambrose

**Executive Secretary of IPTAY:** Joe Turner, Clemson '71

**Ticket Manager:** Van Hilderbrand, Clemson '74

**Staff Assistant:** Joann West

**Director of Grounds & Facilities:** Les Jones, Clemson

**Sports Information Director:** Bob Bradley, Clemson '51

**Associate SID:** Tim Bourret, Notre Dame '77

**Assistant SID:** Kim Kelly, St. Mary's (Notre Dame, IN) '80

**Sports Promotions Director:** Allison Dalton, Clemson '60

## FOOTBALL STAFF

**Head Coach:** Danny Ford, Alabama '70

**Defensive Line and Assistant Head Coach:** Tom Harper, Kentucky '53

**Defensive Line:** Willie Anderson, Clemson '75

**Receivers:** Lawson Holland, Clemson '75

**Offensive Line:** Buddy King, Clemson '73

**Quarterbacks:** Nelson Stokley, LSU '68

**Running Backs:** Chuck Reedy, Appalachian State '71

**Offensive Line:** Larry Van Der Heyden, Iowa State '62

**Defensive Backs:** Curley Hallman, Texas A&M '75

**Linebackers:** Les Herrin, Western Carolina '71

**Administrative Assistant:** Don Denning, Presbyterian '60

**Defensive Ends:** Steve Hale, East Carolina '78

**Tight Ends:** Rex Kipps, Richmond '76

**Defensive Backs:** Rick Whitt, Catawba '76

## TRAINING AND MEDICAL STAFF

**Head Trainer:** Fred Hoover, Florida State '53

**Assistant Trainer:** Larry Sutton, East Tennessee State '75

**Assistant Trainer:** Bert Henderson, Mars Hill '78

**Team Physicians:** Dr. Byron Harder, Medical University of South Carolina '68; Dr. Jud Hair, Medical College of South Carolina '52; Dr. Bob Burley, Medical College of South Carolina '52; Dr. Stan Ulmer, Medical University of South Carolina '77.

**Team Orthopedic Surgeon:** Dr. Roland Knight, Medical College of South Carolina '52.

**Strength Training Director:** George Dostal, Kent State '62

**Equipment Manager:** Len Gough, Clemson '74

**Equipment Assistant:** Bobby Douglas, Clemson '78



## **Student Athletic Trainers**

Stephanie E. Brake (Gr., Aiken), Judy Riley (Gr., Seneca), James E. Bennett (Sr., Cheraw), Tony Blackwell (Sr., Gaffney), Gregory Alan Craig (Sr., Otto, NC), Joseph D. Franks (Sr., Greensboro, NC), Vann L. Yates (Sr., Greensboro, NC), Patricia Anne Barrett (Jr., Chapin), Robert C. Easley (Jr., Greenville), Charles D. Winchester (Jr., Easley), Mark Abell (So., Greenwood), Kathryn Kinder (So., Greenville), William G. Long (So., Otto, NC), Michael Bowman (Fr., Marion, NC), Robby Corley (Fr., Greenwood).

## **Student Managers**

Lawrence Mudge (Sr., Johnsonville), Ben Massingill (Jr., Easley), Jimmy Ray Seay (Jr., Spartanburg), Jeff Singleary (Jr., Charleston), Alan Wertz (Jr., Charleston), Eric Rivers (So., Spartanburg), Ricky Steen (So., Hartsville), Jim Weldon (So., Florence), Jeff Wright (So., Charlotte), Mark Garrison (Fr., Sandy Springs)

## **PUBLICITY STAFF**

BOB BRADLEY, Sports Information Director  
P. O. Box 632, Clemson, SC 29631

TIM BOURRET, Associate SID  
Home Phone: (803) 654-2447

KIM KELLY, Assistant SID  
Home Phone: (803) 654-1044

ALLISON DALTON, Promotions Director  
Home Phone: (803) 878-4139

ANDY RONEMUS, Graduate Asst.  
Home Phone: (803) 654-2447

**Student Assistants:** Crickett Yates, Jeff Rhodes,  
Berny Delgado, Jill Mixon, Scott Jenkins

## **ORANGE BOWL PRACTICE PLANS**

The Tigers worked out on their own the first seven days of December before going into final exams December 7-14. Players will be permitted to go home after their final exams. They will re-assemble in New Smyrna Beach, FL, Saturday, December 19th. The team will be quartered at the Islander Beach Lodge in New Smyrna Beach, FL, using the facilities at New Smyrna Beach High School. The team will work out December 20-24. All practices will be closed.

The team will leave for Miami on Christmas day at 8:00 AM. In Miami the headquarters will be at the DuPont Plaza with workouts scheduled at Tropical Park. The first workout will take place December 26. All practices will be closed.

Andy Ronemus will be in New Smyrna Beach, FL with the team on the 19th of December. His phone number will be (904) 427-3452. Sports Information Director Bob Bradley will arrive in Miami on December 26 and his phone number will be (305) 358-2541. All information and interviews with players and coaches should go through them during the pre-Bowl weeks.

## **Practice Schedule**

### **NEW SMYRNA BEACH**

Dec. 20 4:00 pm  
Dec. 21 9:45 am, 3:30 pm  
Dec. 22 9:45 pm, 3:30 pm  
Dec. 23 9:45 am, 3:00 pm  
Dec. 24 9:45 am, 3:30 pm

### **MIAMI**

Dec. 26 9:45, 3:30  
Dec. 27 TBA  
Dec. 28 9:45  
Dec. 29 3:30  
Dec. 30 3:30  
Dec. 31 7:15



## **NOTES ON THE TIGERS**

### **ONLY TIGERS HAVE TWO WINS OVER TOP 10**

According to the latest UPI poll, Clemson is the only team in the nation to own victories over two Top 10 teams. Clemson defeated second ranked Georgia, 13-3 on September 19, and topped ninth-ranked North Carolina on November 7, 10-8. According to the AP poll, Clemson and Texas are the only two teams in the nation to own a pair of victories over the top 11 teams in the nation. Texas defeated Miami and SMU during the season, two teams on probation who are not recognized in the UPI poll. Georgia and Nebraska have not beaten any team ranked in the top 20 in either poll, while Alabama's only victory over a Top 20 team was over Penn State.

### **CLEMSON'S 11th BOWL APPEARANCE**

This will be Clemson's 11th trip to a bowl game and the fourth appearance in the last five seasons. Clemson went to the Gator Bowl in both 1977 and 1978 and to the Peach Bowl in 1979. This is Clemson's third trip to the Orange Bowl. Clemson defeated Miami of Florida 15-14 in 1951 and lost to Colorado 27-21 in 1957 (at the end of 1950 and 1956 seasons). Clemson last appeared in a major bowl in 1959 when number-one ranked LSU stopped Clemson 7-0. Clemson's other appearance in a Big Four bowl took place in 1940 when Clemson defeated Boston College 6-3, in the Cotton Bowl. Thus, Clemson has a 2-2 overall record in major bowls.

### **TURNOVER MARGIN A FACTOR**

One of the main reasons for Clemson's improvement this season has been the gain in the turnover margin statistic. Clemson had a negative turnover margin last year as the Tigers committed 36 and forced only 29. This season Clemson has forced 39 and committed only 23 for a positive turnover margin figure of 1.45, the sixth best figure in the nation entering the Orange Bowl. Clemson has committed more turnovers than its opponent in only three games all season. Forcing nine turnovers against Georgia was one of the main reasons the Tigers registered a 13-3 victory.

### **TEAMS RANK HIGH NATIONALLY**

It has already been quite a sports year for Clemson. No less than four fall teams will finish in the top 10 in the country in their respective sports. The football team of course will be a top 10 school, while the soccer team was ranked eighth in the final poll. Both Clemson cross country teams finished in the Top 10, as the women's program, only in its third year of existence, finished sixth in the NCAA meet. The men's team was ninth in the NCAA meet. The Clemson field hockey team was rated 10th, but the final poll in that sport has not been released.

### **TIGERS WIN MOST GRID TITLES**

Clemson won its seventh outright ACC title this season, more than any other team in the league. Clemson also tied for the title once. Clemson claimed undisputed titles in 1956, 1958, 1959, 1966, 1967, 1978 and now 1981. The Tigers and N. C. State tied for the championship in 1965.



five of the last six did not reach that total, and Clemson gave up only an average of 88.7 yards per game on the ground.

6. Wofford College rushed for the most yards against the Tigers this season, 165.

7. Clemson held Herschel Walker to 111 yards in 28 carries, only 3.96 per carry, his worst game of the year.

8. Clemson has had a bend but not break defense this season. The longest play against Clemson from scrimmage was 30 yards, a pass from Elkins to Griffin of North Carolina. The longest run from scrimmage against Clemson this season is only 21 yards, by Herschel Walker of Georgia.

9. This season Clemson held the opposition without a touchdown in five games and yielded only four touchdowns on the ground. Nebraska rushed for 27 touchdowns this season.

### Short notes on Clemson individuals

1. **Homer Jordan** completed 55.2 percent of his passes this season, the third best single season completion percentage figure in Clemson history.

2. **Jordan** is already third in career passing and third in career total offense at Clemson. Jordan needs only 159 yards in total offense to tie Steve Fuller's total offense figure among juniors.

3. **Jordan** completed 63.6 percent of his passes over the last four games of the season.

4. **Jordan** is only 48 yards behind Steve Fuller in terms of total offense at similar stages in their respective careers.

5. **Chuck McSwain** and **Cliff Austin** set a record for combined yardage by two backs who play the same position. The tailbacks picked up 1470 yards this season. The most yards gained in a single season by two backs regardless of position is 1707, held by tailback Lester Brown and fullback Marvin Sims in 1978.

6. **McSwain** finished strong with a career high 151 yards against South Carolina. He averaged 5.7 yards per carry and 74 yards per game over the last eight games of the year.

7. **Chuck McSwain** is ninth on the career rushing list at Clemson and needs to average only 76 yards per game over the rest of his career (barring injury) to become Clemson's all-time leading rusher.

8. **Homer Jordan** needs to average only 127 yards passing per game over the rest of his career to become Clemson's all-time leader in passing yardage.

9. **Jeff Bryant**, starting defensive tackle, has 19 tackles for loss this season, the second highest total in Clemson history. He needs two against Nebraska to break Jim Stuckey's (1979) record.

10. **Cliff Austin** had over 800 yards rushing this season, and he is only the seventh player in Clemson history to reach that figure.

11. **Lee Nanney**, offensive tackle who has been All-ACC for two seasons, came on strong at the end of the season to record the two highest film grades by an offensive lineman since 1974. He had a 95 percent mark against Wake Forest and 90 percent against Maryland.



12. Free safety **Terry Kinard** set a record for tackles by a defensive back this season with 92. He also had six interceptions, one off the single season record. He was a first-team Associated Press All-American, the first defensive back in Clemson history to be so honored.

13. **Jeff Davis**, All-America linebacker, has 455 tackles in his career, second on the all-time list behind Bubba Brown's 515 total. Davis has led or tied for the lead in tackles at Clemson 25 times in his career, including 21 of the last 23 games. He has racked up double figures in tackles 20 straight games and 30 games in his career overall.

14. Wide receiver **Perry Tuttle** holds a total of nine Clemson receiving records. He broke Jerry Butler's career records for receptions and reception yards. He has recorded three of the top nine reception games and four of the top nine reception yardage games in Clemson history.

15. Clemson placekicker **Donald Igwebuike** has participated with two Top 10 teams at Clemson this fall. He is a midfielder on Clemson's eighth ranked soccer team in addition to his duties with the football team.

16. Both Clemson placekickers play two sports at Clemson. Short field goal and extra point man **Bob Paulling** plays baseball at Clemson and hit .303 last year. He set a Clemson record for consecutive extra points in football over a career, 36.

17. Clemson middle guard **William Perry** had 48 tackles this season, the most ever recorded by a freshman.

## **CLEMSON RECORDS IN RANGE HEADING INTO ORANGE BOWL**

### **Team**

1. Passing yards in a season. Old record is 1798, set in 1975. Clemson has 1587 this year and needs 212 vs. Nebraska to set the mark.

2. Most interceptions in a season. Old record is 25, set in 1951. Clemson has 23 so far this season and needs three against Nebraska for the new mark.

3. Most first downs passing in a season. Old record is 89 set in 1969. Clemson has 76 and needs 14 vs. Nebraska to set single season record.

4. Least yards rushing per game by opponents. Old record is 90.4 yards per game. Clemson has allowed 88.7 per game this year and needs to hold Nebraska to 109 yards to set the record.

5. Wins in a season. Old record is 11 set in 1948 and 1978. Clemson can set the record with a win over Nebraska.

### **Individual Records in range**

1. Yards passing in a season. Old record is 1655 set by Steve Fuller in 1977. Homer Jordan needs 159 to tie that mark as he has 1496 this season.

2. Total offense in a season. Old record is 2164 set by Steve Fuller in 1978. Homer Jordan has 1936 and needs 228 to set the record.

3. Most receiving yards in a season. Old record is 915 set by Perry Tuttle in 1980. Tuttle has 827 this year and needs 88 against Nebraska to set the record.



4. Most TDs receiving in a season. Old record is seven by Glenn Smith (1951) and Bennie Cunningham (1974). Perry Tuttle has seven and needs one TD reception to set the Clemson record.

5. Interceptions in a season. Old record is seven, held by Fred Knoebel in 1951. Terry Kinard has six and needs two in the Orange Bowl to set the record.

6. Punting average in a season. Old record is 43.9 held by David Sims in 1979. Dale Hatcher has averaged 43.2 per boot this season.

7. Punt returns in a season. Old record is 33 by Willie Jordan in 1977. Bill Davis needs three in the Orange Bowl to set the record.

8. Most tackles for loss in a season. Old record is 20 held by Jim Stuckey in 1979. Jeff Bryant has 19 tackles behind the line of scrimmage and needs just two against Nebraska to set the school record.

9. Total offense by a junior. Old record is 2092 set by Steve Fuller in 1977. Homer Jordan has 1936 and needs 156 to break that mark.

10. Most receiving yards by a senior. Old record is 908 by Jerry Butler. Perry Tuttle has 827 and needs just 81 yards against Nebraska to set the record.

**Note: For records broken by this team check bold face entries in record section of this brochure.**

# **STATISTICAL COMPARISON OF PERFECT REGULAR SEASONS — DEALS WITH REGULAR SEASONS FOR BOTH 11-0 TEAMS**

Category	Clemson 1981	Georgia 1980	% Change for Clemson
Victories	11	11	—
Wins over Top 10 Teams	2	0	Infinite
<b>Offensive Statistics</b>			
Points	316	316	0
Touchdowns	41	38	+7.9%
Rushing TDs	31	24	+29.2%
Passing TDs	9	12	—33.0%
Passing Yards	1587	1452	+9.3%
Completion %	.552	.500	+5.5%
Rushing Yards	2822	2647	+6.6%
Total Offense	4409	4099	+7.6%
3rd Down Eff.	47.3%	41.0%	+6.3%
Time of Poss.	353:03	328:14	+7.6%
<b>Defensive Statistics</b>			
Points	90	127	+41.1%
Total TDs	9	15	+66.7%
Rushing TDs	4	7	+75.0%
Passing TDs	5	7	+40.0%
Passing Yards	1791	1829	+2.1%
Completion %	.476	.500	+2.4%
Rushing Yds.	976	1540	+57.8%
Total Offense	2767	3369	+21.6%
3rd Down Conv.	35.4%	37.0%	+1.6%
Turnovers Forced	39	44	—12.8%
QB Sacks	43	21	+104.7%



## 1981 OPPONENT WINNING PERCENTAGES

1.	Nebraska	64-44-2	59.1
2.	Clemson	59-51-1	53.6
3.	Alabama	56-52-2	51.8
4.	Georgia	54-55-1	49.8

Percentages do not include games with teams in question.

### Tiger Improvement This Year

It is obvious that the Tigers have made quite an improvement over last season. Some of the biggest reasons are shown by the table below. The most significant figures are defensive. For instance, Clemson has had 168.8 percent more quarterback sacks this season compared to last. The Tiger defense has forced 34.5 percent more turnovers, while the offense has committed 56.5 percent less turnovers. Clemson has allowed 40.9 percent fewer yards on the ground and rushed for 41.6 percent more yards offensively.

Offensive Category	1981	1980	% Change
Points	316	217	+45.6%
Touchdowns	41	21	+95.2%
Total Offense	4409	3675	+20.0%
Plays	836	813	+2.8%
Rushing Yards	2822	1993	+41.6%
Passing Yards	1587	1682	-6.0%
Completion Percent	.552	.488	+6.4%
First Downs	237	203	+16.7%
Fumbles Lost	14	22	-36.4%
Turnovers	23	36	-56.5%

Defensive Category	1981	1980	% Change
Points allowed	90	222	-59.5%
Touchdowns allowed	9	26	-65.4%
Plays allowed	759	760	-0.1%
Total Offense	2767	3338	-17.1%
Rushing Yards	976	1652	-40.9%
Passing Yards	1791	1686	+6.2%
Completion Percent	.476	.554	-7.8%
First Downs	188	184	+2.2%
Turnovers Forced	39	29	+34.5%
Interceptions	23	12	+91.7%
QB Sacks	43	16	+168.8%

### Clemson Improved over Second Half

Clemson made a drastic improvement over the last six games of the season. Clemson finished strong in general and the following are some offensive improvement statistics that show that fact. All figures are on a per game basis.

Offensive Category	Per Game 1st 5 Games	Per Game Last 6 Games	% Change
Points	23.8	32.8	+37.8%
Touchdowns	2.8	4.5	+35.7%
Total Offense	337.2	453.8	+34.6%
Total Plays	73.6	78.0	+6.0%
Rushing Yards	207.0	293.8	+43.9%
Passing Yards	130.2	156.0	+20.0%
Completion Percent	.500	.590	+9.0%
First Downs	17.6	24.8	+40.9%



# 1981 CLEMSON FOOTBALL HONORS

## CLIFF AUSTIN, TB

State Offensive Back-of-the-Week vs. Duke

## DAN BENISH, DT

All-ACC

AP Honorable Mention All-American

## TONY BERRYHILL

AP Honorable Mention All-American

All-ACC

All-ACC Academic

State Offensive Lineman-of-the-Week vs. Georgia

## JEFF BRYANT, DT

**Football News** All-American (2nd Team)

AP Honorable Mention All-American

All-ACC

Selected for the East-West Shrine Game

Selected for the Olympia Gold Bowl

ACC Defensive Lineman-of-the-Week vs. Duke

ACC Defensive Lineman-of-the-Week vs. N. C. State

ACC Defensive Lineman-of-the-Week vs. North Carolina

State Defensive Lineman-of-the-Week vs. N. C. State

State Defensive Lineman-of-the-Week vs. Maryland

## BRIAN CLARK, OG

State Offensive Lineman-of-the-Week vs. North Carolina

## JEFF DAVIS, LB

Kodak All-American (1st Team)

UPI All-American (1st Team)

Football Writers All-American (1st Team)

**Football News** All-American (1st Team)

AP All-American (2nd Team)

ACC Player-of-the-Year

All-ACC

Selected for the East-West Shrine Game

Selected for the Japan Bowl

ACC Defensive Lineman-of-the-Week vs. Kentucky

ACC Defensive Back-of-the-Week vs. N. C. State

State Defensive Back-of-the-Week vs. N. C. State

State Defensive Back-of-the-Week vs. Maryland

## BUBBA DIGGS, TE

ACC Offensive Lineman-of-the-Week vs. Virginia

## ANDY HEADEN, DE

State Defensive Lineman-of-the-Week vs. Tulane

## HOMER JORDAN, QB

AP Honorable Mention All-American

All-ACC

State Offensive Back-of-the-Week vs. Wofford

State Offensive Back-of-the-Week vs. Maryland

ACC Offensive Back-of-the-Week vs. Maryland

## TERRY KINARD, FS

AP All-American (1st Team)

NEA All-American (1st Team)



Football Writers All-American (1st Team)  
 WTBS All-American (1st Team)  
 UPI Honorable Mention All-American  
 All-ACC  
 ACC Defensive Back-of-the-Week vs. Tulane  
 ACC Defensive Back-of-the-Week vs. Kentucky  
 State Defensive Back-of-the-Week vs. Wofford  
 State Defensive Back-of-the-Week vs. Duke  
 State Defensive Back-of-the-Week vs. South Carolina

**JEFF McCALL, FB**

ABC Player-of-the-Game for North Carolina

**CHUCK McSWAIN, TB**

ABC Player-of-the-Game for Kentucky  
 State Offensive Back-of-the-Week vs. South Carolina  
 ESPN National Amateur Athlete-of-the-Week vs. South Carolina

**ROD McSWAIN, CB**

State Defensive Back-of-the-Week vs. South Carolina

**LEE NANNEY, OT**

UPI All-American (2nd Team)  
 AP Honorable Mention All-American  
 All-ACC  
 State Offensive Lineman-of-the-Week vs. Kentucky  
 State Offensive Lineman-of-the-Week vs. Wake Forest  
 State Offensive Lineman-of-the-Week vs. Maryland  
 State Offensive Lineman-of-the-Week vs. South Carolina

**WILLIAM PERRY**

ACC Rookie-of-the-Week vs. North Carolina

**DANNY TRIPLETT, LB**

ACC Defensive Lineman-of-the-Week vs. Georgia  
 State Defensive Lineman-of-the-Week vs. Georgia

**PERRY TUTTLE, WR**

NEA All-American (1st Team)  
**Sporting News** All-American (1st Team)  
**Football News** All-American (2nd Team)  
 AP Honorable Mention All-American  
 UPI Honorable Mention All-American  
 All-ACC  
 Selected for the Hula Bowl  
 Selected for the Olympia Gold Bowl  
 ACC Offensive Back-of-the-Week vs. Wake Forest

**CLEMSON'S ACC TITLE YEARS**

Year	SEASON			CONFERENCE			POINTS	
	Won	Lost	Tied	Won	Lost	Tied	CU	Opp
1956	7	2	2	4	0	1	167	101
1958	8	3	0	5	1	0	169	138
1959	9	2	0	6	1	0	285	103
*1965	5	5	0	5	2	0	117	137
1966	6	4	0	6	1	0	174	177
1967	6	4	0	6	0	0	166	128
1978	11	1	0	6	0	0	183	71
1981	11	0	0	6	0	0	195	56

\*Co-Champion with N. C. State



## DR. BILL LEE ATCHLEY, Clemson President

When Clemson went searching for a new president to replace Robert C. Edwards, who retired in the summer of 1979 after 22 years at the University's helm, the selection committee found one candidate that stood above the crowd. Dr. Bill Lee Atchley possesses a list of credentials that is impressive and noteworthy. He boasts a history of involvement that not only includes his professional career but also extends beyond the campus.



Dr. Atchley came to Clemson from West Virginia University where he was Dean of the College of Engineering beginning in 1975. Under his direction, the Engineering Department achieved its highest enrollment in the history of the school, and became the largest research department at West Virginia. The Engineering Department received several grants from the federal government in the fields of energy research, occupational health

and safety research, and personal rapid transit research due to Atchley's guidance.

While at West Virginia, President Atchley used his knowledge in the engineering field to work on some of the problems facing our country today. He served as the Chairman of Governor's Commission on Energy, Economy, and Environment as well as acting as the Science and Technology Advisor for the West Virginia House of Representatives and Senate. Atchley also served in a similar capacity for West Virginia Governors Rockefeller and Moore. Another committee that Atchley chaired was the state Environmental Committee.

President Atchley has received many honors stemming from his work in engineering. He was named to the list of Who's Who in Engineering Education and is a member of the Academy of Sciences and the Outstanding Educators of America. He even found the time to serve as the chairman of the American Society for Engineering Education in the Midwest, become a member of the American Society of Civil Engineers, and sit on the West Virginia Board of Registration for Professional Engineers.

Prior to his tenure at West Virginia, Atchley taught at the University of Missouri at Rolla from 1957-1975. He earned his undergraduate degree in Civil Engineering at Missouri in 1957 and finished his masters work in the same field in 1959 at Missouri. President Atchley then received his doctorate at Texas A&M in 1965.

A very active sports enthusiast, Atchley has a superior knowledge of athletics. His expertise is especially proficient in baseball, a sport he played professionally in the fifties with the New York Giant organization.

President Atchley and his wife, the former Pat Limbaugh, have three children. Julia is a 23-year-old-senior at Southeast Mississippi University majoring in special education. Pam is a 19-year-old junior at Clemson, while David is a 15-year-old 10th grader at nearby R. C. Edwards Junior High School.



## BILL McLELLAN, Athletic Director

It is not an easy task to follow Clemson legend Frank Howard in anything, be it as a banquet speaker, football coach or Athletic Director. But Bill McLellan accepted the challenge and has been one of the most successful A.D.s in the country.

In the last five years Clemson's sports program has made a meteoric rise on the national scene. McLellan's administration is the major reason Clemson's sports program has been ranked in the top 25 in the nation the last five years, and twice in the top five in the land in the last three years.

Only the third man to own the title of Athletic Director at Clemson over the past 47 years, McLellan was elevated to his present position February 4, 1971, following what had been more than a decade of service to the University's athletic organization.



A native of Hamer, S. C., the 48-year old McLellan graduated from Dillon High School and entered Clemson where he earned a pair of football letters, and was a member of the Tigers' 1952 Gator Bowl team.

He joined the athletic staff May 1, 1958 from Clemson's Department of Agricultural Economics and Seed Certification where he had spent one year as assistant agronomist and two years as assistant economist.

Although carrying the title of Assistant Business Manager, McLellan has been credited with handling the majority of the department's athletic business and operation long before his appointment into his present role.

In 1966, McLellan was named Assistant Athletic Director and two years later was appointed Associate Athletic Director.

During his reign as Athletic Director, Clemson's athletic program has experienced a major upheaval.

The Tigers can boast of the finest athletic facilities in not only the Atlantic Coast Conference, but in the South as well.

The modern and spacious Jervay Athletic Center is one of the most complete facilities in America, and this complex serves as the home for Clemson's 19 sports — 12 men's and seven women's.

The basketball Tigers play before packed crowds in attractive Littlejohn Coliseum, and many of the Clemson games are telecast on either regional or national networks.

And the football Tigers, after averaging better than 58,000 at home last fall, play in a remodeled Memorial Stadium this year that will hold some 63,000 people.


McLellan earned a BS degree from Clemson in agronomy in '54 and a master's in agricultural economics in '56. He is married to the former Ann Rogers of Fork, S. C. They have four children — Suzy, a graduate of Winthrop College, Cliff and Bill, both students at Clemson, and Arch Anna, a freshman at Winthrop.



# DANNY FORD, Head Football Coach

## National Coach of the Year

In just three full seasons as head coach Danny Ford has made quite an impact on Clemson University. He has brought the Tigers to the pinnacle of college football and put Clemson in the national limelight with its number-one ranking. This year he was the major reason Clemson was the most improved team in the nation. He deservedly was named National Coach of the Year by the Washington Touchdown Club at the end of the regular season and more honors could be on the way.



Many Clemson firsts have been established under his guidance and he has a chance to give Clemson its greatest first — a national championship.

Ford is the youngest third-year coach in Division I of the NCAA, but the 33-year-old Gadsden, Alabama native has been associated with more winning teams and programs than many coaches come in contact with in a lifetime. Including his years as a player at Alabama under Bear Bryant,

Ford has been associated with college football for the last 15 years. Fourteen of those clubs have had winning records and 11 have gone to bowl games. Additionally, the 15 teams have had a record of 122-47-3, a .718 winning percentage.

Ford has brought his winning attitude to Clemson University. Now in his third full season as head coach, Ford has led the Tigers to a 26-9 record and three bowl games since taking over on December 10, 1978. That was a fine day in Clemson athletics because the University announced Charley Pell had relinquished the head coaching duties of the 1978 Gator Bowl to Ford. Nearly 40 years after hiring 31-year-old Frank Howard, Clemson had hired another gifted 31-year-old to lead the Tiger forces on the gridiron.

Ford conquered all kinds of adversity in leading the Tigers to a nationally televised 17-15 triumph over perennial power Ohio State in the Gator Bowl in his very first game as head coach. Few mentors in NCAA history have made such a celebrated and successful beginning.

With this list of accomplishments it is little wonder that the Student Affairs Committee of the Clemson Board of Trustees only considered one name as Charley Pell's successor. Danny Ford not only had the backing of Pell, but also from the members of the Clemson football team. He was then assistant head coach and offensive line coach of the Tigers. After two meetings between Ford and the committee on the morning of December 5, 1978, it was the unanimous opinion of the committee that Ford should be named Clemson's 21st head coach.

Ford began his association with college football in 1967 when he started for Bear Bryant at Alabama as Ken Stabler's sophomore tight end. He played three years for Bryant, (including three wins against the Tigers) and was an All-Southeastern Conference choice, All-SEC academic selection and team captain during his senior season.



After receiving his B.S. degree in industrial arts in 1970, Ford remained at Alabama as a graduate assistant for the 1970 and 1971 seasons. Upon earning a master's degree in

### Through the Years With Danny Ford

SEASON	SCHOOL	PLAYER OR COACH	RECORD	BOWL
1967	Alabama	Player	8-2-1	Cotton
1968	Alabama	Player	8-3	Gator
1969	Alabama	Player	6-5	Liberty
1970	Alabama	Gr. Assistant	6-5-1	Bluebonnet
1971	Alabama	Gr. Assistant	11-1	Orange
1972	Alabama	Asst. Coach	10-2	Cotton
1973	Alabama	Asst. Coach	11-1	Sugar
1974	Va. Tech	Asst. Coach	4-7	
1975	Va. Tech	Asst. Coach	8-3	
1976	Va. Tech	Asst. Coach	6-5	
1977	Clemson	Asst. Coach	8-3-1	Gator
1978	Clemson	Asst. Head Coach	11-1	Gator
1979	Clemson	Head Coach	8-4	Peach
1980	Clemson	Head Coach	6-5	
1981	Clemson	Head Coach	11-0	Orange

special education in 1971, he was made a full-time assistant under Bryant for the 1972 and 1973 seasons. The Tide went to four more post-season games while Ford was on Bryant's staff.

Clemson's current head man then accepted a position as an assistant coach on Jimmy Sharpe's staff at Virginia Tech. He remained in Blacksburg for three seasons (1974 to 1976), before he was beckoned to Clemson by Charley Pell, who had just been named the Tigers' head coach. Pell and Ford had served together on the VPI staff for two seasons.

And only 23 games later, Ford became head coach of the Tigers at age 31, the youngest Division I head coach in the country.

**YEARS AT CLEMSON:** 5th. Joined staff on January 3, 1977 from Virginia Tech.

**RESPONSIBILITIES:** Directing and supervising entire football program.

**PREVIOUS COACHING EXPERIENCE:** College — Graduate assistant at Alabama (1970-71); Assistant at Alabama (1972-73); Assistant at Virginia Tech (1974-75-76); Assistant at Clemson (1977-78)

**PLAYING EXPERIENCE:** High School: Lettered three years in football and basketball, Gadsden High, Ala., College — Lettered three years in football at Alabama as tight end the first two years and an offensive tackle as a senior.

**EDUCATION:** Graduated from Gadsden High, Gadsden, Ala. in 1966; B.S. in Industrial Arts from Alabama in 1970; M.A. in Special Education from Alabama in 1971.

**PERSONAL DATA:** Born Danny Lee Ford in Gadsden, Ala. on April 2, 1948; Married Deborah Anderson of Attalla, Ala. on January 23, 1970; Children: (3) Jennifer Renee (3/15/73), Ashleigh Lynn (8/13/75) and Mary Elizabeth (4/24/81).

**BOWL PARTICIPATION:** As a player — 1968 Cotton, 1968 Gator, 1969 Liberty, 1969 Blue-Gray Shrine Game; As a coach — 1970 Astro-Bluebonnet Bowl, 1971 Orange Bowl, 1973 Cotton Bowl, and 1973 Sugar Bowl as Alabama assistant; 1977 Gator Bowl as Clemson assistant; 1978 Gator Bowl and 1979 Peach Bowl as Clemson head coach.

**OTHER HIGHLIGHTS:** Was captain of both football and basketball teams in high school. Was All-SEC first team as OT at Alabama as a senior in 1969. Also All-SEC academic as senior. Served as team captain of 1969 Alabama team. Was youngest Division I head coach in the country when he took over at Clemson in 1978 at age 31.



## WILLIE ANDERSON (Clemson '75)

### DEFENSIVE LINE



**YEARS AT CLEMSON:** 5th. Joined staff on December 21, 1976 from Chamblee (Ga.) High School.

**RESPONSIBILITIES:** Coach defensive line, recruit eastern North Carolina, New Jersey, New York and the New England States.

**PREVIOUS COACHING EXPERIENCE:** High School — Assistant at Chamblee (Ga.) High, 1 year, (1976). College — Graduate assistant at Clemson, 1 year, (1975). Also worked with basketball coach Bill Foster during spring of 1976.

**PLAYING EXPERIENCE:** High School — Lettered in football, basketball, baseball, and track at Mayewood High, Mayesville, S. C. (1969-71).

College — Earned three letters as a MG at Clemson (1972-74). Professional — Signed as free agent with Oakland Raiders but chose to play with Birmingham Vulcans 1 year, (1975).

**EDUCATION:** Graduated from Mayewood High, Mayesville, S. C. in 1971. Earned a BA degree in history from Clemson in 1975 and a Master's degree in Higher Education Personnel Services from Clemson in 1978.

**PERSONAL DATA:** Born Willie Anderson in Mayesville, S. C. on December 4, 1952. Married Gail Young of Piedmont, S. C. on July 31, 1976. Gail was a 1974 honors graduate from Clemson and received her Master's Degree in Elementary Education from Clemson in May, '79. Children: (2) Terrence and Derrick.

**BOWL PARTICIPATION:** As a coach — 1977 and 1978 Gator Bowls and 1979 Peach Bowl as Clemson assistant.

**OTHER HIGHLIGHTS:** Played in the North-South All Star game in 1971. Was named all-area in both football and basketball while a prep senior. Named All-Atlantic Coast Conference as a linebacker in 1974. Named Associated Press National Lineman of the Week vs. South Carolina in 1974 (17 individual tackles). Was co-captain of 1974 Clemson team.

## CURLEY HALLMAN (Texas A&M '70)

### DEFENSIVE BACKS



**YEARS AT CLEMSON:** 3rd. Joined staff on Jan. 29, 1979 from Memphis State University.

**RESPONSIBILITIES:** Coach Defensive Backs & recruit North Georgia and Alabama.

**PREVIOUS COACHING EXPERIENCE:** High School — Assistant at Stark H. S. (Texas) 2 yrs. (1971-72); College — Graduate assistant at Texas A&M 2 years (1969-70); Assistant at Alabama four years (1973-77); Assistant at Memphis State two years (1977-78).

**PLAYING EXPERIENCE:** High School: Lettered three years in both football and basketball at Tuscaloosa County H. S. in Northport, Ala., also earned four letters in baseball; Col-

lege — Lettered three years in football at Texas A&M as a defensive back and one year in basketball as a guard.

**EDUCATION:** Graduated from Tuscaloosa County H. S., Northport, Ala., in 1965; B.S. in Phy.Ed from Texas A&M in 1970.

**PERSONAL DATA:** Born Hudson Hallman in Tuscaloosa, Ala. on Sept. 3, 1946. Married Barbara Dale Tomlinson of Jackson, Ala. on Aug. 3, 1975; Children (2) Jennifer Dale (9/8/76), Jessica Leigh (5/28/81).

**BOWL PARTICIPATION:** As a player — 1968 Cotton; As a coach — 1973 Sugar Bowl, 1975 Orange Bowl, 1975 Sugar Bowl, 1976 Liberty Bowl as Alabama Assistant, 1979 Peach Bowl as Clemson Assistant.

**OTHER HIGHLIGHTS:** Was captain of football and baseball teams in H. S. Was All-SWC DB. All-bowl team 1968 and also picked on the All-decade team at Texas A&M (60's). Member of 1968 Cotton Bowl team that defeated Alabama 20-16.



## **TOM HARPER (Kentucky '53)**

### **DEFENSIVE LINE AND ASSISTANT HEAD COACH**



**YEARS AT CLEMSON:** 1st. Joined staff on February 2, 1981 from Virginia Tech where he served as defensive coordinator and defensive line coach.

**RESPONSIBILITIES:** Assistant head coach and defensive line coach. Recruit the immediate Clemson and northeast Georgia areas and the areas of Maryland and Virginia.

**PREVIOUS COACHING EXPERIENCE:** Graduate assistant coach at Kentucky following graduation. Head coach at Manuel High in Louisville, KY (1955-64). Assistant coach at Eastern Kentucky (1965). Assistant at Oklahoma State (1966-68). Defensive coordinator at Wake Forest (1969-71). Head coach at Wake Forest (1972). Assistant with Jacksonville Sharks of the World Football League (1973). Assistant at Iowa State (1974-75). Assistant at North Carolina (1976-77). Defensive coordinator at Virginia Tech (1978-80).

**PLAYING EXPERIENCE:** High School — played football, basketball and track at Madisonville (KY) High School in 1948-50. Lettered in all three sports during his career. College — Earned three varsity letters in football (1951-53) at the University of Kentucky as a tackle.

**EDUCATION:** Graduated from Madisonville High School in 1951. Earned a BA from the University of Kentucky in Education in 1955 and an MA in Education Administration from the same institution in 1958.

**PERSONAL DATA:** Born August 23, 1932 in Piqua, Ohio. Married Coral Evans of Logan, West Virginia in December of 1955. Children (5): Evans (23), Crae (21), Tom Jr. (16), J. C. (15) and Dude (9).

**BOWL PARTICIPATION:** As a Player — Cotton Bowl of 1952. As a Coach — the 1976 Peach Bowl, 1977 Liberty Bowl, and 1981 Peach Bowl.

## **LES HERRIN (Western Carolina '71)**

### **LINEBACKERS**



**YEARS AT CLEMSON:** 1st. Joined staff on February 9, 1981 from Appalachian State where he was defensive coordinator.

**RESPONSIBILITIES:** Coach linebackers and recruit the lower part of South Carolina.

**PREVIOUS COACHING EXPERIENCE:** Assistant at R/S Central High in Rutherfordton, NC (1972-74). Assistant at Lexington Senior High in Lexington, NC (1975-76). Athletic Director and Head Coach at Central Davidson High School in Lexington, NC where his teams were 29-6 and conference champions all three years (1977-79).

**EDUCATION:** Graduated from Waycross High School in Waycross, GA in 1966 — Earned a B.A. degree in Education from Western Carolina in 1971. Earned a Master's degree in Health and Physical Education the following year.

**PLAYING EXPERIENCE:** Lettered three years in football and baseball and two in basketball at Waycross (GA) High School. Lettered four years in football in college.

**PERSONAL DATA:** Born Les Herrin in Waycross, GA on February 18, 1948. Married Shirley Andrews of Hillsborough, NC on August 15, 1970. Children: (1) Deke (8-31-75).

**OTHER HIGHLIGHTS:** Was captain and most valuable player of his high school team in 1966. Was also named the school's most versatile athlete in 1966. Was captain at WCU in 1970 and was named MVP of the defense in 1970. Was named team MVP in 1971.



## LAWSON HOLLAND (Clemson '75)

### RECEIVERS



**YEARS AT CLEMSON:** 3rd. Joined staff on June 14, 1979 from Douglas Byrd (N. C.) High School.

**RESPONSIBILITIES:** Coach receivers.

**PREVIOUS COACHING EXPERIENCE:** High School — Head Coach at Douglas Byrd High School in Fayetteville, N. C., (1978). College — Assistant at Duke, 1 yr., (1977).

**PLAYING EXPERIENCE:** High School — Earned three letters in football at Mooresville (N. C.) High School. College — Played quarterback for three years at Clemson (1971-73).

**EDUCATION:** Graduated from Mooresville (N. C.) High School in 1970. Earned a B.A. in Secondary Education at Clemson in 1975.

**PERSONAL DATA:** Born Ben Lawson Holland, Jr., in Mooresville, N. C. on September 29, 1952. Marital Status: Married Cathy Pool 5/30/81.

**BOWL PARTICIPATION:** As a coach; 1979 Peach Bowl

**OTHER HIGHLIGHTS:** A three sport star at Mooresville High. Lettered nine times in football, basketball, and baseball. Was all-conference in all three. Received the R. Earle Caldwell Award as a senior for outstanding leadership, scholastic achievement, and athletic ability.

## BUDDY KING (Clemson '73)

### OFFENSIVE LINE



**YEARS AT CLEMSON:** 8th. Joined staff as graduate assistant in 1973, resigned to go to Wofford, returned to staff on July 1, 1975 from Wofford.

**RESPONSIBILITIES:** Coach of the offensive linemen. Recruit upper North Carolina, parts of Ohio, and Central and Western Virginia.

**PREVIOUS COACHING EXPERIENCE:** College — Graduate assistant at Clemson (1973); assistant at Wofford (1974-75).

**PLAYING EXPERIENCE:** High School — Earned four letters as OL and LB Mt. Diablo High, Concord, Cal. (1966-69). Also lettered in baseball and wrestling. College — earned three letters as OG at Clemson (1970-71-72).

**EDUCATION:** Graduated from Mt. Diablo High, Concord, Cal. in 1969. Earned a BS degree in Recreation and Park Administration from Clemson in 1974.

**PERSONAL DATA:** Born James Howard King on May 29, 1951 in Conway, S. C. Married to Mary Kennerty of Charleston, S. C. on December 27, 1975. Wife is head coach of women's tennis team at Clemson: Children: (1) Charles Howard (7/21/80).


**BOWL PARTICIPATION:** As a coach — 1977 and 1978 Gator Bowl as Clemson assistant, 1979 Peach Bowl.

**OTHER HIGHLIGHTS:** Earned 12 high school letters, 4 each in football baseball and wrestling. Was area Lineman of the Year as prepster and selected All-Northern California as a senior.



## CHUCK REEDY (Appalachian State '71)

### RUNNING BACKS



**YEARS AT CLEMSON:** 4th. Joined staff on July 5, 1978 from Kentucky.

**RESPONSIBILITIES:** Coach running backs and punters and recruit Southeast South Carolina, South Georgia and Florida.

**PREVIOUS COACHING EXPERIENCE:** High School — Assistant at Appling County High in Baxley, Ga., 2 years, (1971-72); Assistant at Baker County High in MacClenny, Fla., 1 year, (1973); Head Coach at Baker County High. MacClenny, Fla., 4 years, (1974-77). College — Graduate assistant at Kentucky for the spring of 1978.

**PLAYING EXPERIENCE:** High School — Earned seven letters in football, basketball, and track at St. Augustine (Fla.) High. Earned two football letters from Appalachian State.

**EDUCATION:** Graduated from St. Augustine (Fla.) High in 1967. Earned a BS degree in Health and Physical Education from Appalachian State in 1971.


**PERSONAL DATA:** Born Charles Fredrick Reedy in St. Augustine, Fla. on May 31, 1949. Marital Status: Married Janet Wynne Dobson of Sanderson, FL. on March 16, 1979. Children: (1) Kristina Marie (6-15-69).

**BOWL PARTICIPATION:** As a coach — 1978 Gator Bowl, 1979 Peach Bowl.

**OTHER HIGHLIGHTS:** Posted a 29-13 record as a prep head coach at Baker County High in MacClenny, Fla. Was named Conference Coach of the Year following first year there with a 10-1 season record. Also coached track and was conference coach of the year for three straight years (1974-75-76). Was an All-conference selection in football as a prepster.

## NELSON STOKLEY (LSU '68)

### QUARTERBACKS



**YEARS AT CLEMSON:** First, Joined staff on January 18, 1980 after working as an offensive coordinator at Virginia Tech in 1976 and 1977. Worked in private business in 1978 and 1979.

**RESPONSIBILITIES:** Coach the quarterbacks and recruit the Washington, DC, Maryland and Virginia area and recruit parts of Georgia.

**PREVIOUS COACHING EXPERIENCE:** College — Head freshman coach at LSU, had 8-2 record (1968-69). Offensive backfield coach at LSU (1970-73). Backfield coach at Virginia Tech (1974-75). Offensive coordinator at Virginia Tech (1976-77).

**EDUCATION:** Graduated from Crowley High School in Texas in 1963 — Earned a B.S. degree in accounting from LSU in 1968.

**PLAYING EXPERIENCE:** Lettered in football, basketball and track at Crowley High (1960-63) Earned three letters in football at LSU as a quarterback (1965-67).

**PERSONAL DATA:** Born Nelson Ray Stokley on March 12, 1944 in Kennedy, Texas. Married the former Jane Elise Hamic of Crowley, TX on Feb. 24, 1967. Children: (3) Jamie Elise (2/24/69), Shawn Elizabeth (2/25/71), Brandon Ray (6/7/76).

**BOWL PARTICIPATION:** As a Player — 1965 Cotton Bowl; As a Coach — 1970 Orange Bowl, 1971 Sun Bowl, and 1972 Orange Bowl.

**OTHER HIGHLIGHTS:** Earned 12 letters in high school and was only athlete in history of school to be named outstanding athlete three straight years. Southeastern Conference Sophomore-of-the-Year in 1965. MVP of LSU football team and an All-SEC choice in 1967 when he played quarterback. Recipient of the Corbett Award as outstanding athlete in state of Louisiana in 1967. Still holds many LSU passing and total offense records. Played in 1965 Cotton Bowl when LSU upset Arkansas and ended Razorbacks' 22-game unbeaten streak. Played in 1967 Sugar Bowl when LSU ended Wyoming's unbeaten season.



## LARRY VAN DER HEYDEN (Iowa State '62)

### OFFENSIVE LINE



**YEARS AT CLEMSON:** 3rd. Joined staff on Jan. 5, 1979.

**RESPONSIBILITIES:** Coach the offensive line. Recruit upper S. C., Charlotte and Pennsylvania areas.

**PREVIOUS COACHING EXPERIENCE:** High School — Assistant at Lake City H. S., (Iowa) 1 year, (1963). College — Graduate assistant at Iowa State, 1 year (1964); Defensive line at Iowa State 2 years (1965-1967); Assistant at Drake University 1 year (1968-1969); Offensive Coordinator at Indiana State 3 years (1969-1973); assistant at East Carolina 1 year (1973-1974); assistant at Virginia 1 year (1974-1975); Offensive Coordinator at Memphis State 3 years (1975-1978).

**PLAYING EXPERIENCE:** High School — Earned three letters in both football and baseball at Moline High in Moline, Illinois. Earned three letters in both football and baseball at Iowa State.

**EDUCATION:** Graduated from Moline Senior High in Moline, Illinois in 1957. Earned a Physical Education degree from Iowa State in 1962; received Masters from Iowa State in Education in 1968.

**PERSONAL DATA:** Born Larry Camiel Van Der Heyden on June 6, 1939 in Brazil, Iowa. Married Lois Jean Plecher of Winter Haven, Florida on April 28, 1961. Children: (2) Mike (12/23/62), Laurann (12/3/64).

**BOWL PARTICIPATION:** As a coach 1979 Peach Bowl.

**OTHER HIGHLIGHTS:** Was an all-state high school football player. Was a member of the Big Eight all-conference football team in 1961. Won the Reuben Miller Award for Most Valuable Player on and off the field at Iowa State (1961). Was captain of the Iowa State baseball team (1961).

### DON DENNING, Administrative Assistant



Don Denning is entering his first year as recruiting coordinator for the football program at Clemson. The 43-year-old Denning will be responsible for all areas of bringing prospective players to Clemson.

A native of Sandersville, GA, Denning has spent nearly his entire life involved with football. An all-state quarterback at Sandersville High School, he also played football at Presbyterian College, where he earned his B.A. degree in math.

After a two-year stint in the U.S. Army, he became the assistant football and head basketball coach at Douglas County High School in Douglasville, GA. In 1964, as head football coach, he won the state championship with a 13-0-1 record. He then moved to Dublin High School, where as head coach and athletic director, won three sectional and regional titles in three years.


He moved to the college ranks in 1969, coordinating the defense and serving as assistant athletic director at Western Carolina. He served there four years and also earned his master's degree in education from Western Carolina.

Denning next became assistant coach and defensive coordinator at Memphis State from 1974 until 1981, except for one year spent as head coach at Delta State University.


He is married to the former Tonia Ann Garrett of Sandersville, GA and the couple has one child, Lori Lyn (3-17-60).




## ATHLETIC STAFF




**TIM BOURRET**  
Associate Sports  
Information Director




**RICK BREWER**  
Asst. Ticket Mgr.




**GEORGE CAIN**  
Asst. Coach



**ALLISON DALTON**  
Promotions Director



**STEVE HALE**  
Asst. Coach



**BERT HENDERSON**  
Asst. Trainer



**KIM KELLY**  
Assistant Sports  
Information Director



**REX KIPPS**  
Asst. Coach



**JUNE ROACH**  
Football Secretary



**ELAINE SWEARINGEN**  
Football Secretary



**LARRY SUTTON**  
Asst. Trainer



**RICK WHITT**  
Asst. Coach



# Meet the Tigers

## **89 KENDALL KIRK (KENDALL) ALLEY WR** **6-0, 182 Sophomore from Salisbury, NC**

A reserve flanker for the Tigers in 1981 . . . saw action in six games and caught passes in three contests . . . came in for the injured Jerry Gaillard against Georgia and caught two passes for 31 yards that helped set up a field goal . . . had a grab against Duke for 12 yards . . . last reception came against Maryland where he tight-roped the sidelines for an eight-yard grab . . . a sure-handed receiver . . . had a great spring practice . . . caught one pass for eight yards in the '81 spring game . . . was red-shirted in 1980, so he still has two seasons left . . . caught two passes for 37 yards in the 1980 spring game . . . saw action with the varsity in 1979, but he did not catch a pass . . . averaged over 19 yards a catch and hauled in eight touchdown passes in high school . . . earned seven letters at North Rowan High School, two in football for Head Coach Larry Thomason . . . majoring in administrative management . . . born 12/16/60 in Salisbury, NC.

## **1 VANDELL (VANDELL) ARRINGTON DB** **6-0, 185 Sophomore from Fayetteville, NC**

A valuable member of the specialty teams, he also saw action at cornerback as a second teamer . . . played in all 11 games on the suicide squad . . . got in at cornerback against Virginia and Wake Forest . . . had a tackle in each of those games . . . also had a tackle against North Carolina . . . was moved to cornerback in the spring . . . had two solo hits for the Orange in the spring game . . . was red-shirted in 1980 . . . as a former reserve tailback, he saw limited action with the varsity in 1979 . . . appeared in three games and had two carries for zero yards . . . has been plagued with nagging injuries since his arrival, and last spring was the first prolonged work he has gotten . . . named the most valuable runningback at E. E. Smith High School . . . selected to numerous all-star teams . . . voted the best athlete at his high school his senior year . . . once named area Player-of-the-Week . . . played numerous positions in high school, a tradition he has kept at Clemson . . . lettered seven times, three in football under Head Coach William Carver, three times in track, and once in basketball . . . majoring in education . . . born 12/28/60.

## **7 CLIFFORD (CLIFF) AUSTIN TB, 2VL** **6-0, 190 Junior from Scottdale, GA**


The starting tailback and leading rusher for the Tigers heading into the Orange Bowl . . . the leading rusher in six of the 11 games . . . leads the team in touchdowns scored with eight . . . also leads the team in scoring . . . the fourth leading rusher in the ACC . . . 2nd in the conference in touchdowns with eight, tied for the league lead in rushing touchdowns with the same number . . . 7th in the ACC in scoring with 4.5 points per game . . . had three games where he scored two touchdowns (Virginia, Duke, and Wake Forest) . . . best game of the season came against Duke in Durham when he rushed for 178 yards on 19 carries, a total for yardage




that tied for the ninth most in a single game in Clemson history . . . most yards by a running back in a game at Clemson since 1978 when Lester Brown had that total . . . also had a 77-yard run in that game that is the seventh longest in Clemson history . . . named South Carolina Offensive-Back-of-the-Week for his performance against the Blue Devils . . . averaged 14 carries for 79 yards a game this year . . . his 802 yards is 258 more than the 544 total Chuck McSwain had in 1980 to lead the Tigers in rushing . . . had a pair of 100-yard games, Duke and Wake Forest . . . against the Demon Deacons, Austin had 101 yards in 13 carries and two touchdowns . . . scored the only touchdown of the game against Tulane on a four-yard scamper . . . carried 17 times for 60 yards against the Green Wave . . . had 95 yards on 18 carries against Wofford in the season opener . . . his 5.2 yard average is the highest for a season since Warren Ratchford had the same average in 1977 . . . he is only the seventh player in Clemson history to rush for over 800 yards in a season . . . also an excellent blocker on passes . . . Austin's 802 yards this year puts his career total at 1,053, which puts him in the 26th spot among career rushing leaders at Clemson . . . Austin is now fourth in rushing by a junior behind Buddy Gore, Lester Brown, and Ray Yaeger . . . played in 10 games in 1980 . . . the seventh-leading ball carrier on the team with 26 carries for 72 yards . . . carried 12 times for 39 yards without a loss against Georgia in 1980 . . . sat out all of the 1979 season with a knee injury as he suffered ligament and cartilage damage when tackled on a run in the fourth quarter of the '79 spring game . . . although he was the third string tailback, he made quite an impression on Clemson's 1978 ACC and Gator Bowl title year . . . and, not the least of which was a one-yard touchdown run against Ohio State in the Gator Bowl which proved to be the winning points . . . had 46 yards on 11 carries in his first game against The Citadel in 1978 . . . also scored a touchdown that day . . . fourth on the team in scoring in 1978 with 24 points . . . all-state twice during his career at Avondale High School . . . rushed for 1,668 yards and scored 21 touchdowns as a junior . . . had 642 yards in only six games his senior season because of an ankle injury . . . majoring in administrative management . . . born 3/2/60 in Atlanta, GA.

#### VARSITY STATISTICS


Year	G	Att	Rushing			
			Yds	Avg	TD	LG
1978	7	37	179	4.8	4	20
1980	10	26	72	2.8	0	12
1981	11	156	802	5.2	8	77
TOTALS	28	219	1053	4.8	12	77



**Alley**



**Arrington**



**Austin**



71

**DANIEL J. (DAN) BENISH DT, 2VL**  
**6-6, 250 Junior from Hubbard, OH**

Picked as All-ACC tackle along with Jeff Bryant this year . . . the starting right tackle for 10 of the 11 games in 1981 . . . missed starting against Maryland because of a knee injury which he had suffered against North Carolina in the late stages of the game . . . fifth on the tackle chart with 59 total tackles . . . had 43 first hits and 16 assists . . . tied for second behind Jeff Bryant in tackles for loss with 10 stops for 39 lost yards . . . one of his sacks this season was a key stop of Georgia quarterback Buck Belue . . . received a coach's grade of 112 against Tulane when he had six first hits and three assists . . . also had two tackles for a loss of seven yards against the Green Wave . . . graded out at 108% against North Carolina when he had 10 total tackles, eight first hits and two assists, two tackles for loss, a sack for seven yards and a pass broken up . . . graded out at 99 against N. C. State when he had six solo and four assisted tackles, had a tackle for loss and caused a fumble . . . also recovered a fumble against Wake Forest . . . had eight tackles against Virginia and seven against Kentucky . . . has been one of the most consistent performers for the defense all season . . . is in his first year of starting . . . started the last six games of 1980 when Jeff Bryant was sidelined with an injury . . . had four first hits and five assists against Maryland . . . had five solo tackles against South Carolina in 1980 . . . did not play in the Orange & White game last spring because of a knee injury suffered in the last scrimmage before the game . . . earned his berth as a backup to Bryant in the spring of '80, when he had a fine performance in the Orange & White game with nine tackles . . . a reserve behind All-American Jim Stuckey in 1979 . . . saw action at tackle in seven games and participated in 12 games overall as a rookie . . . a mainstay on the special teams his freshman year . . . made five tackles in 1979, including one for minus yardage against Wake Forest . . . had three tackles against Furman in his first game as a Tiger . . . a standout performer at Hubbard High School in Hubbard, OH . . . majoring in administrative management . . . born 11/21/61 in Youngstown, OH.

**VARSITY STATISTICS**

Year	G	Tot	Hits	Ast	TL	PBU	CF-RF	Sacks
1979	12	5	3	2	1	0	0-0	0-0
1980	11	37	22	15	4	0	1-1	1-15
1981	10	39	43	16	10	1	1-1	2-15
TOTALS	33	101	68	33	15	1	2-2	3-30


63

**ANTHONY STEVEN (TONY) BERRYHILL C, 2VL**  
**6-5, 240 Senior from Thomaston, GA**


An All-Atlantic Coast Conference selection for this year . . . the starting center for the Tigers for the second straight season . . . the workhorse of the offensive line this year as he has been in on more plays than any other lineman . . . had the third highest grade (71.8) among the offensive linemen for their blocking . . . one of the main reasons Clemson upset Georgia this season . . . for the second straight year, Berryhill won the battle with Georgia middle guard Eddie Weaver . . . graded out at 76 percent, the highest grade by a Tiger offensive lineman in that game . . . chosen South Carolina Offensive Lineman-of-the-Week for his efforts in the Georgia game . . . graded out at almost 70 percent against Weaver in the 1980 contest . . . graded out at over 70 per-grade of 74.5 percent over the last four games . . . one of



cent in nine of Clemson's games in 1981 . . . had an average the major reasons Clemson has been so successful running up the middle in the last half of the season . . . the Tigers have gained nearly 295 yards on the ground over the last five games, including an incredible 526 yards against Wake Forest . . . Berryhill has started the last 19 games for the Tigers and has played in every game over the last three seasons . . . a hard worker, he has gained nearly 30 pounds over the last two years through an extensive weight-training program . . . had a severe ankle injury prior to the 1980 season that caused him to miss starting the Rice contest, but he still played . . . played his best game against South Carolina in 1980 when he graded out at 69 percent . . . it was Berryhill who threw the key block against Emmanuel Weaver that sprung Jeff McCall for a 15-yard touchdown run that iced the game for the Tigers . . . graded out at over 60 percent in the last six games of 1980, so he has improved tremendously over the 1981 season . . . was the backup center to Mark Thornton on the 1979 Peach Bowl squad . . . saw plenty of action and lettered . . . the starting center on the junior varsity team his freshman year . . . voted the best lineman at Robert E. Lee High School where he earned three letters in football . . . majoring in textile technology . . . born 4/18/59 in Columbus, GA.



**Benish**  
ALL-ACC



**Berryhill**  
ALL-ACC



**Gary Brown**

**68 GARY ANTHONY (GARY) BROWN OT, 2VL**  
**6-3, 244 Junior from Philadelphia, PA**

One of the most experienced backups on the squad . . . was beaten out by Brad Fisher at the start of the season when Fisher was switched to tackle . . . saw action in all 11 games in 1981 . . . graded out at 93 percent for his 31 plays against Duke . . . graded out at 87 percent on 30 plays against Virginia . . . he and Fisher make a great combination at tackle . . . graded out at a very respectable 68.4 percent for the season . . . in 1980, he only had three games where he failed to grade out at better than 50 percent for his blocking . . . had three games where he graded out at over 60 percent . . . as a starter in 1980, he was a great help to Brian Clark, Tony Berryhill, and Brad Fisher in learning to play the offensive line . . . started every game in 1979 and he was one of only two rookies to start any games at all . . . red-shirted his first year (1978), but he earned his starting spot during spring drills in 1979 . . . learned his trade by playing next to Jeff Bostic, now with the Washington Redskins, who no doubt had an influence on his improvement . . . missed the



'78 season with a knee injury and was granted another year of eligibility . . . a cousin of former Tiger linebacker Bubba Brown, who was also a member of that '78 ACC championship team . . . majoring in industrial education . . . born 3/24/60 in Sweetwater, TN.


**72 RAINAUD FERNANDO (RAY) BROWN DE, 1 VL**  
**6-4, 231 Sophomore from Rome, GA**

Clemson's nominee for defensive Comeback Player-of-the-Year . . . has played remarkably well, considering he missed most of 1980 and also spring practice . . . at Virginia in 1980, he contracted a viral infection the night before the game that forced him to miss the rest of the season and also spring work . . . used mainly in a reserve role and on the special teams in 1981, but he did start against Maryland when Dan Benish was injured . . . has 18 tackles this season, 14 first hits and four assists . . . has two tackles for loss of 15 yards . . . also had a sack of South Carolina quarterback Gordon Beckham that killed a Gamecock drive . . . made steady improvement over the last four games . . . had his best game of the season against Maryland when he had four first hits and an assist . . . broke up two Terrapin passes . . . only had one tackle against Georgia, but it was for a one-yard loss . . . also recovered a fumbled punt against the Bulldogs . . . started the opener against Rice in 1980, but suffered an injury . . . in his limited action in 1980, he had one solo tackle and one assist . . . started the last two games of his freshman year (1979) against South Carolina and Baylor in the Peach Bowl . . . he excelled in both contests, making eight stops against the Gamecocks and nine against the Bears . . . received some votes for defensive MVP in the Peach Bowl . . . made only 25 tackles in 1979 . . . a three-year starter at East Rome High School in Rome, GA . . . the Atlanta Constitution named him Lineman-of-the-Year in 1978 . . . **Parade** magazine put him on the honorable mention team his senior year . . . one of the most outgoing personalities on the team, he is the one who nicknamed William Perry "G. E." — because he looks so much like a refrigerator . . . majoring in recreation and parks administration . . . born 8/28/61 in Rome, GA.


**47 ROGER LEE (ROY) BROWN LB-DE, 1 VL**  
**6-1, 202 Sophomore from Myrtle Beach, SC**

A reliable member of the special teams, he also saw action against Wofford, N. C. State, and Wake Forest . . . has five tackles this season, four first hits and an assist . . . played in 10 games as a member of the suicide squad . . . saw action at both defensive end and linebacker . . . has been second team performer at both this year . . . played in eight games in 1980, which was enough time to earn a letter . . . brother of former Tiger great Lester Brown, who is now playing with the Saskatchewan Roughriders of the CFL . . . prepped at Myrtle Beach High School, where he was a three-time all-state selection for Doug Shaw . . . a member of the 1979 Prep All-America team as chosen by the High School Coaches Association . . . his prep team won the conference title three years running . . . named to the North-South All-Star team . . . lettered in football, basketball, and track during his career at Myrtle Beach . . . majoring in recreation and park administration . . . born 7/30/61 in Myrtle Beach, SC.






**Ray Brown**



**Roy Brown**



**Bryant**  
**ALL-AMERICAN**

**99 JEFFREY DWIGHT (JEFF) BRYANT DT, 3VL**  
**6-5, 260 Senior from Atlanta, GA**

A member of the 1981 All-ACC team at defensive tackle . . . Second-team All-American according to **Football News** . . . led the team in both tackles for loss (19) and sacks (eight) . . . tackles for loss totaled 74 yards and his sacks totaled 61 yards . . . needs only two more tackles for minus yards to set a Clemson record for tackles for loss in a season . . . Jim Stuckey, now with the San Francisco 49ers, holds the record with 20 set in 1979 . . . third on the tackle chart behind All-Americans Jeff Davis and Terry Kinard . . . Bryant finished the season with 87 tackles, 67 first hits and 20 assists . . . a three-time selection as ACC Defensive Player-of-the-Week this year . . . no one in the conference has been selected more times than Bryant . . . received the honors for his efforts in the victories over Duke, N. C. State, and North Carolina . . . he probably would have swept the Big Four schools if he had played more than a half against Wake Forest . . . against Duke, he had seven tackles and he broke up a pass . . . the next week, against N. C. State, he had eight first hits and four assists, plus he had four tackles for loss . . . high for a Clemson player this year . . . received a coaches' grade of 127 percent in that contest . . . at Chapel Hill against North Carolina, he had eight solo tackles and an assist, two tackles for loss, two sacks, and he recovered a fumble . . . the recovery of a fumbled lateral very late in the game preserved the Tigers' 10-8 triumph over the Tar Heels . . . also had four tackles for loss and caused a fumble against Tulane . . . had two tackles for loss against Wofford, North Carolina, and Maryland . . . had three tackles for loss against Virginia . . . had a career-high 12 tackles against N. C. State and South Carolina . . . has averaged over 100 percent in his coaches' grades this season . . . has played in 46 straight games, a mark that he and Jeff Davis share for longevity . . . has started all 11 games this year, and he started eight of 11 last season, missed starting the other three . . . the "Boogie Man" (Bryant) and "G. E." (William Perry) have formed a fearsome pass rush combination for the Tigers this year . . . one of the strongest athletes on the team, he works out constantly . . . a definite pro prospect after the season ends . . . was sixth on the tackle chart in 1980, second among down linemen . . . second on the team in sacks with five . . . had seven tackles for loss . . . 1980 was the first season he was a full-time starter . . . served his apprenticeship under Steve Durham and Jim Stuckey, a pair



of pro draftees . . . averaged over 25 plays a game as a sophomore, as he was the top backup for both Stuckey and Durham . . . came on strong at the close of 1979 when he made at least four stops in all of the last seven games except the Notre Dame contest . . . made more tackles than any other freshman in 1978 . . . made seven tackles against VPI that year . . . heavyweight wrestling champion during his career at Gordon High School in Atlanta . . . earned two letters in football and three in wrestling . . . played on an 11-2 football team his senior year that finished fourth in the state . . . had an 18-0 record, including 14 pins his senior year . . . majoring in industrial education . . . born 5/22/60 in Atlanta, GA.

#### Varsity Statistics

Year	G	Tot	Hits	Ast	TL	PBU	CF-RF	Sacks
1978	12	31	13	18	1	0	0-0	1-10
1979	12	37	22	15	0	0	0-0	0-0
1980	11	52	31	21	7	1	0-1	5-45
1981	11	87	67	20	19	2	2-2	8-61
TOTALS	46	207	133	74	27	3	2-3	14-116

## 62 BRIAN LEE (BRIAN) BUTCHER OG-TE, 1VL 6-5, 235 Junior from Roswell, GA

A reserve guard who saw action in nine games in 1981 . . . started the South Carolina game at tight end, but did not catch a pass . . . graded out at 78 percent for his efforts in that game, which was his highest grade of the year . . . graded out at 75 percent for 15 plays against Duke as a guard . . . was in for 35 plays against Wake Forest, for which he got a grade of 71 percent . . . averaged 17 plays a game in his nine games . . . had an average grade of 69 percent over the course of the season . . . earned his letter last season because of his work on the specialty teams . . . a reserve tight end last season, he was switched to guard this fall . . . played with the JV team last season, but did not catch a pass . . . played football, basketball, and track at Crestwood High School . . . lettered three years in each sport . . . named to the North Fulton All-Star team in both football and basketball . . . his basketball team finished sixth in the state his senior year . . . voted the most improved basketball player on the team for three years running . . . majoring in sociology . . . born 9/28/60 in Knoxville, TN.

## 55 RANDALL C. (RANDY) CHEEK LB, 1VL 5-11, 200 Senior from Augusta, GA

One of the leaders of the special teams . . . saw action in all 11 games, either on punts and kickoffs, or as a backup to Danny Triplett . . . had four tackles against Wake Forest, two solo and two assists . . . graded out at 110 percent for his efforts in that game . . . had two solo tackles against Wofford, one of which was for a loss of three yards . . . had one tackle in the Kentucky, Virginia, Duke, and South Carolina games . . . a walkon, he has shown a great deal of determination to make as much progress as he has . . . earned his letter in 1980 for his work with the special teams . . . came to Clemson in 1978 after a fine prep career at Butler High School . . . earned three letters under Oliver Russell . . . named 4A all-state and honorable mention All-South his senior season . . . in both his junior and senior seasons he was named team MVP . . . averaged 15 tackles a game and picked off six passes for the year in his final season . . . also earned three letters in golf . . . father




played baseball at South Carolina . . . majoring in administrative management . . . born 9/16/59 in Augusta, GA.

## 26 TIMOTHY POWELL (TIM) CHILDERS SS 6-1, 180 Sophomore from Gaffney, SC

Could be Clemson's nominee for the "Where Did He Come From Award" . . . came from virtual obscurity to earn a starting berth as strong safety . . . has surprised everyone with his outstanding play . . . is third on the interception list with three . . . had a theft in the Tulane, Georgia, and South Carolina games . . . he returned the interception nine yards against Tulane and four yards against Georgia . . . he made a diving catch of a tipped ball to get his interception against South Carolina . . . has five broken up passes this season . . . got two against Wake Forest, and one each against Wofford, North Carolina, and South Carolina . . . started in 10 games, but he missed the Duke contest due to an injury . . . his best game of the year came against Georgia when he had five solo hits, four assists, and an interception . . . got a coaches' grade of 103 percent in that game . . . graded out at 99 percent for his efforts against Kentucky where he had five tackles and a sack of UK quarterback Randy Jenkins on a safety blitz . . . had three tackles each in the Wake Forest, North Carolina, and Maryland contests . . . had eight tackles against Virginia . . . played JV ball last season . . . suffered a shoulder injury that required surgery after spring practice . . . had a good spring practice even with the injury . . . red-shirted his freshman year . . . solid all-around athlete who came to Clemson as a quarterback, so he knows how opposing signal-callers think . . . a standout performer at Gaffney High School for Head Coach Bobby Carlton . . . a four-year letterman in football . . . an honorable mention All-American and participant in the North-South All-Star game . . . led his team to a conference championship and garnered all-conference honors . . . voted Offensive Player-of-the-Year by his teammates . . . majoring in administrative management . . . born 7/25/61 in Gaffney, SC.

### VARSITY STATISTICS


Year	G	Tot	Hits	Ast	TL	PBU	CF-RF	Int-Yds
1981	10	39	25	14	2	3	0-0	3-13



**Butcher**



**Cheek**



**Childers**

## 70 BRIAN ERWIN (BRIAN) CLARK OG, 2VL 6-1, 250 Senior from Ft. Myers, FL

The starting right guard for the Tigers . . . started nine of the 11 games, including the last five . . . saw considerable action in every game and got an average coaches' grade of 65.3



percent for his efforts . . . best game of the year came against North Carolina when he was in on 53 plays and got a grade of 79 percent . . . named South Carolina Offensive Line-man-of-the-Week after that game . . . saved his best three games for the last, as he received a grade of 79 against North Carolina, 76 against Maryland, and 75 against South Carolina . . . averaged 55 plays a game . . . played in all 11 games last year, and he started seven of them . . . got a grade of 69 percent against Wake Forest in 1980, which was his best game . . . at 6-7, he and Jeff Cruce are the tallest Tigers on the squad . . . one of the most versatile linemen on the team . . . began 1979 as a backup to Gary Brown at tackle, but he ended the season at tight end . . . moved to guard in the 1980 spring practice . . . when the coaching staff decided on a double tight end offense, Clark played tight end and guard . . . did not catch a pass as an end, but his blocking was an integral part of the Clemson offense . . . led his team to a pair of conference runnerup finishes his last two prep seasons . . . majoring in mechanical engineering . . . born 9/22/60 in Anderson, SC.

### **38 BRENDON ANTHONY (BRENDON) CRITE RB, 1 VL** **5-10, 198 Junior from Brevard, NC**

A reserve running back who saw action in all 11 games . . . used as a third tight end or wingback in short yardage situations . . . scored a touchdown on a reverse against Duke from that formation from four yards out . . . the sixth leading rusher on the team with 23 carries for 87 yards . . . has also returned two kickoffs for 29 yards . . . started three games in 1980 (Duke, N. C. State, and Wake Forest) . . . fifth on the team's rushing list last year . . . had a 5.0 yards-per-carry average, which was high for the offensive backs . . . scored three touchdowns, which tied him for the team lead with Homer Jordan . . . only had one carry in the 1980 Virginia game, but he scored from 26 yards out on the first play of the fourth quarter, which started Clemson's unbelievable 17-point comeback to beat the Wahoos . . . also caught two passes in 1980 . . . saw action in five varsity games his freshman season . . . carried the ball six times for 22 yards . . . saw considerable action with the 1979 JVs . . . rushed for over 3,000 yards in his high school career . . . selected to play in the North-South All-Star game . . . rushed for 1,577 yards as a senior . . . ran track for Brevard High School and was voted most valuable player of the track team in both his junior and senior years . . . majoring in industrial education . . . born 6/1/61 in Brevard, NC.

### **24 WILLIAM HENRY (BILLY) DAVIS FS 1VL** **6-4, 190 Sophomore from Alexandria, VA**


Clemson's punt return specialist this season and second-team free safety behind All-American Terry Kinard . . . fourth in the ACC in punt returns this season with 31 returns for 217 yards . . . had his best punt return against North Carolina in the regionally televised game at Chapel Hill as he broke a return for 42 yards . . . his 31 punt returns are only two short of the Clemson record for punt returns in a season . . . he had 31 returns plus another 26 fair catches, meaning he fumbled only one of 57 punt catches this season . . . played in the secondary in seven of the 11 games this season and saved his best outing for the South Carolina contest . . . with Kinard injured, Davis played the entire




second half and made a career high six tackles, all first hits . . . also had a pass broken up in that game . . . had two interceptions this season, one against Georgia for a 21-yard return, second longest runback by a Tiger this season, and one against Wake Forest . . . had 12 punt returns for 45 yards as a freshman in 1980 . . . earned a letter as a reserve free safety . . . came to Clemson as a highly recruited rookie from Mount Vernon High School in Virginia . . . first team All-American as chosen by **Scholastic Coach Magazine** in 1979 . . . Player-of-the-Year in Virginia his senior season . . . majoring in sociology at Clemson . . . born 12/6/61 in Alexandria, VA.

#### VARSITY STATISTICS

Year	PR	All Returns		LG	TD
		Yds	Avg		
1980	12	45	3.8	11	0
1981	31	217	7.0	42	0
TOTALS	43	262	6.1	42	0



**Clark**



**Crite**



**Billy Davis**

## 45 JEFFREY EUGENE (JEFF) DAVIS LB, 3VL 6-0, 223, Sophomore from Greensboro, NC

Atlantic Coast Conference Player-of-the-Year in 1981, only the third player at Clemson to be named the conference's top player . . . first-team All-American according to Kodak, Football Writers, UPI and just about everyone else . . . the first linebacker in Clemson history to be named a first-team All-American . . . led Clemson in tackles for the second year in a row with 161 after making 160 in 11 games in 1980 . . . second in career tackles at Clemson with 455, he is only behind Bubba Brown who had 515 . . . possibly the main reason Clemson is second in the nation in scoring defense and has been ranked in the top 10 in the country in rushing defense . . . has had 20 straight games in which he has had 10 tackles or more, and 30 games in his career in which he has gone over 10 tackles . . . has led Clemson or tied for the lead in tackles in every game this season and 21 of the last 23 games . . . has led Clemson or tied for the lead in tackles 25 times in his career . . . has averaged over 13 tackles per contest over the last 34 games, all as a starter, only the third defensive player in ACC to be named MVP . . . had his best game of 1981 against Tulane when he had 20 tackles, including two for minus yardage, recovered a fumble and broke up a pass . . . ACC Defensive Back-of-the-Week against N. C. State when he made 19 tackles, including 15 first hits, had three stops for loss and had a quarterback sack . . . also named State Defensive Back-of-the-Week for the State game . . . tied for second on the team in tackles for loss this season with 10 . . . had 15 tackles against North



Carolina in the important ACC contest . . . had 11 stops, including five first hits on Herschel Walker in 13-3 win over Georgia . . . paced the team in fumble recoveries and caused fumbles this season, and he has caused 11 fumbles and recovered seven in his career at Clemson . . . has not missed a game in four years at Clemson, he has appeared in 46 straight . . . a preseason second-team All-American according to **Street & Smith Magazine** . . . has broken up 14 passes in his career, high among active linebackers on the Clemson team . . . set a Clemson record when he made 24 tackles, including 17 first hits, in the North Carolina game of 1980 . . . led the team in tackles and caused fumbles in 1980 . . . also had 22-tackle performance against Maryland that year, giving him three 20-tackle games in his career . . . he and Jim Stuckey led Clemson in tackles in the 1979 Peach Bowl, the last time Clemson played in a Bowl game . . . earned a letter as a backup to Bubba Brown in 1978 . . . an all-conference performer at Dudley High in Greensboro, NC where he played the offensive line and defensive end . . . nicknamed "The Judge" or "J. D." . . . one of the strongest players on the team, he holds many of the weight lifting records at Clemson . . . majoring in industrial management . . . born 1/26/60 in Greensboro, NC.

VARSITY STATISTICS								
Year	G	Tot	Hits	Ast	TL	PBU	CF-RF	Int-Yds
1978	12	11	5	6	0	0	0-0	1-10
1979	12	123	63	60	6	5	3-2	3-17
1980	11	160	108	52	2	4	4-2	0-0
1981	11	161	111	50	10	5	4-3	0-0
TOTALS	46	455	287	168	18	14	11-7	4-27

94

WILLIAM HENRY (WILLIAM) DEVANE  MG, 1VL  
 6-2, 250, Sophomore from Jacksonville, NC

Shared the middle guard duties with William Perry this season . . . started eight of the 11 games at the focal point of the Clemson front five . . . had his best game of the year in the season opener against Wofford when he made seven tackles, including three for minus yardage and one sack . . . has averaged 33 plays per game this season . . . had four sacks this season, including one each against Maryland and South Carolina . . . the one against the Gamecocks stopped a late South Carolina drive . . . started the first six games of the season . . . received his highest film grade for the Georgia contest when he received an 88 . . . appeared in seven games overall in 1980 as a freshman middle guard . . . had by far his best game that year against Duke when he made seven tackles . . . had 15 sacks his senior year of high school when he was a Shrine Bowl participant for Ray Durham at Jacksonville Senior High . . . majoring in mathematical sciences at Clemson . . . born 5/28/62 in Jacksonville, NC.

VARSITY STATISTICS								
Year	G	Tot	Hits	Ast	TL	PBU	CF-RF	Sacks
1980	3	11	5	6	1	0	0-0	0-0
1981	11	31	24	7	4	0	0-0	4-30
TOTALS	14	42	29	13	5	0	0-0	4-30

85

JOSEPH (BUBBA) DIGGS  TE, 2VL  
 6-3, 220 Junior from Augusta, GA

First string tight end for the Tigers this year . . . started six games this season, there were many games in which Clemson started three wide receivers . . . suffered a slight shoulder bruise before the South Carolina game that kept him out of the starting lineup . . . he did not play much of the game,




however . . . the Clemson offense has not thrown to the tight end in recent years and this was no exception as Diggs caught only seven passes all season . . . had his best game in receiving against Virginia when he grabbed three passes for 30 yards . . . named ACC offensive Lineman-of-the-Week for his efforts against the Wahoos as he was also the top graded offensive lineman in blocking that day as he was given an 87 for his blocking . . . also the highest graded blocker for the offensive line in the Tulane game this year . . . saw his most action in that Tulane game as he was in on 63 plays . . . actually in his fourth season at Clemson as he was redshirted in 1980 because of a bone chip in his elbow . . . appeared in two games before the injury and caught three passes . . . saw action in all 12 games on the Peach Bowl team of 1979 . . . missed all of the spring of 1980 recovering from an auto accident . . . cousin of former Southern Cal wide receiver Shelton Diggs . . . majoring in recreation and park administration . . . born 6/20/60 in Oahu, Hawaii.


**VARSITY STATISTICS**

Receiving						
Year	G	No	Yds	Avg	TD	LG
1979	12	0	0	0.0	0	0
1980	* 2	3	24	8.0	0	10
1981	11	7	78	11.1	0	24
TOTALS	24	10	102	10.2	0	24


\* Redshirted due to injury.



**Jeff Davis**  
ACC PLAYER OF YEAR  
ALL-AMERICAN



**Devane**



**Diggs**

**64     JOSEPH WALTER (JOE) ELLIS   OT**  
**6-4, 249 Sophomore from Toms River, NJ**

Has played in nine games as a reserve tackle behind Lee Nanney this season . . . put on about 10 pounds before fall practice to bulk up for the move from guard to tackle . . . saw his most action this season against Wake Forest when he was in on 29 plays and graded out at 93 percent . . . had a fine average grade of 74.5 this past season . . . graded 100 percent for the five plays he was in during the Kentucky game . . . did not start a game this past year, he did start one as a freshman . . . began the Duke game at guard last season . . . listed as the second team offensive guard coming into fall practice this year . . . named to Gold and Silver lists by the Blue Chip Recruiters Report . . . prepped at Toms River High School . . . honorable mention prep All-American for the 1979 season . . . his brother, William, wrestled at Maryland . . . majoring in recreation and park administration . . . born 10/6/61 in Toms River, NJ.



**60 JAMES ROBERT (JAMES) FARR OG, 1VL**  
**6-4, 225 Sophomore from Thomson, GA**


Versatile offensive lineman who started at center in his first game at Clemson . . . now a front line guard for the Tigers, he started every game this past season . . . had his best game of the year against N. C. State when he graded out at 74 percent, the highest grade received by a Tiger offensive lineman in that game . . . averaged 46 plays per game this year and received an average grade for the year of nearly 67 percent . . . received his highest grade of the season in the Wake Forest game when he was given an 81 percent . . . graded over 70 percent in six games this season . . . one of the most versatile members of the offensive line . . . took the starting right offensive guard slot last spring and has not lost it . . . started the Rice game at center last season as injuries knocked out both Berryhill and Massaro . . . named All-South his last year of high school . . . majoring in agricultural business . . . born 8/10/62 in Thomson, GA.

**61 BRAD J. (BRAD) FISHER OT, 2VL**  
**6-4, 230 Senior from Fostoria, OH**


Earned the second highest average coaches film grade among starting offensive linemen this season . . . averaged 73.3 for the year, second only to Lee Nanney . . . saw action in the third most offensive plays as he averaged 58 plays per game this year . . . had the highest individual blocking grade for the Tigers in three games this year, against Tulane, Virginia and Duke . . . had an 86 percent grade against Wake Forest, for his high grade of the year . . . had seven games this season in which he graded over 70 percent and went over 80 percent three times (Duke, Wake Forest and Maryland) . . . one of the reasons Clemson is in the Top 15 in the nation in rushing coming into the Orange Bowl . . . started nine of the 11 games as a junior at guard . . . played next to Lee Nanney on the right side as a junior, giving Clemson a strong right side . . . played behind All-ACC players Steve Kenny and Jeff Bostic in his first two seasons at Clemson . . . earned a letter his sophomore season, but did not get enough time as a freshman . . . majoring in recreation and park administration . . . born 8/27/59 in Findlay, OH.



**Ellis**



**Farr**



**Fisher**

**41 THOMAS GERALD (JERRY) GAILLARD WR, 3VL**  
**6-0, 172 Senior from Yuma, Arizona**

Starting wide receiver for three seasons who has combined with Perry Tuttle to grab more career passes than any other



combination in Clemson history . . . the duo has caught 197 passes in their careers between them . . . Gaillard has 62 career catches which ranks eighth on the all-time Clemson receiving list . . . needs only three to go ahead of Bennie Cunningham and seven to go past Charlie Waters on the all-time reception list . . . tied for second in receiving for the Tigers during an injury-plagued senior season . . . suffered a knee injury in the Tulane game and was forced to miss the Georgia and Kentucky games completely . . . had three receptions for 40 yards against Duke when he finally came back 100 percent and caught a season high four passes against North Carolina in Clemson's regional television win over the Tar Heels in Chapel Hill . . . his biggest thrill at Clemson however might have come in the Maryland game when he scored his first and only collegiate touchdown . . . caught a TD pass from Homer Jordan in the second quarter to give Clemson a 21-0 lead . . . has played in the shadow of Perry Tuttle similar to the way Dwight Clark (now with the San Francisco 49ers) did when he was at Clemson (1975-78) behind Jerry Butler . . . led Clemson in receiving in the 1980 South Carolina game with four receptions . . . second on the team in receiving as a sophomore and a junior . . . caught at least one pass in every game but the Wake Forest contest in 1980, he was shut out of only one of the nine games he played in during this season . . . had five receptions for 56 yards against N. C. State in 1979 for his career high in receptions . . . had four receptions for 48 yards in Clemson's last bowl appearance, the 1979 Peach Bowl . . . played on special teams in the 1978 Gator Bowl . . . won the starting receiver spot in the spring of 1979 when he caught six passes for 104 yards in the spring game . . . played as a reserve defensive back as a freshman . . . played high school ball in Enterprise, AL . . . well traveled, his father was in the Army and he has lived in Kentucky, Texas, Virginia, Georgia, Alabama, Louisiana, Arizona, Los Angeles and South America . . . he traveled the farthest of all the players on the Clemson team to come to Tigertown . . . majoring in administrative management . . . nicknamed Smokey by his teammates . . . born in Anderson, SC on 5/2/60.

#### VARSITY STATISTICS

RECEIVING STATISTICS						
Year	G	Receiving			TD	LG
		No	Yds	Avg		
1978		Played Defensive Back				
1979	12	21	244	11.6	0	26
1980	11	25	369	14.8	0	51
1981	9	16	192	12.0	1	41
TOTALS	32	62	805	13.0	1	51

## 11 MICHAEL GENE (MIKE) GASQUE QB, 1VL 6-2, 190 Senior from Elon College, NC

Reliable second string quarterback of the Tigers who has been associated with four bowl teams at Clemson . . . a JV quarterback with the 1977 team, saw action in four games as the third string signal caller with the 1978 team and was redshirted for the 1979 Peach Bowl team . . . has been the number-two signal caller for the entire season . . . played in six games at quarterback and had his best game against Wake Forest when he connected on three of four passes for 40 yards and a touchdown . . . he hit Perry Tuttle with the TD pass . . . connected with Jeff Stockstill for a 42-yard pass against Duke in his only attempt of the game . . . hit on 62.5 percent of his passes for the season . . . capable of getting yards in a hurry, he is a solid drop-back passer, but




not as good a runner as Homer Jordan . . . hit 23 of 49 passes for 316 yards as a reserve in eight games in 1980 . . . played a fine game at Georgia in 1980 when he hit 8-16 passes and took Clemson to all of its 16 points . . . scored Clemson's only touchdown of the game when he alertly ran one yard for a score after recovering a fumble . . . it is the only touchdown of his career . . . hit 5-10 passes for 63 yards against Duke in 1980 . . . MVP and Athlete-of-the-Year at Western Alamance High School in 1976 where he played for Sam Ward . . . prep All-America in baseball . . . majoring in administrative management, he had a 3.2 GPA last semester . . . born 2/13/59 at Elon College, NC.

#### VARSITY STATISTICS

Year	G	Att	Com	Passing		Pct	TD	Long
				Int	Yds			
1978	4	2	0	1	0	.000	0	0
1980	8	49	23	5	316	.469	0	41
1981	6	8	5	0	91	.625	1	42
TOTALS	18	59	28	6	407	.475	1	42


Year	Att	Rushing		TD	LG
		Yds	Avg		
1978	29	1	0.1	1	9
1980	5	3	0.6	0	9
1981	19	-11	-0.6	1	9
TOTALS	5	9	1.8	0	3



Gaillard



Gasque



Glenn

## 53 JOSEPH AARON (JOE) GLENN DE, 2VL 6-3, 216 Junior from Columbia, SC

Started five games at defensive end this season, he shared much time with Bill Smith . . . made only 20 tackles, but he was a big-play performer as he had six tackles for loss . . . even more impressive is the fact that he was second on the team in quarterback sacks this season with five for 36 yards . . . had two sacks against Tulane for minus 20 yards and recovered a fumble . . . those were his only two tackles all game . . . also had two sacks against Maryland . . . had a pair of tackles for minus yardage against South Carolina, a team that resides in Glenn's hometown . . . had his highest film grade against Wake Forest when he received a 94 . . . averaged 28 plays per game this season . . . lettered in each of his first two seasons at Clemson . . . has five fumble recoveries over the last three seasons . . . started four games in 1980; played well against Rice and Georgia as a sophomore when he made four tackles in each game . . . had a caused fumble and recovered another against Rice in the season opener . . . spent most of the 1979 season as a third-team defensive end, but did letter . . . played in nine games with the special teams and got into 19 plays at de-



ensive end during three games . . . a standout linebacker and fullback at A. C. Flora High School where he played under Charles Macaluso . . . **Columbia Record** Lineman-of-the-Year . . . Columbia Touchdown Club Lineman-of-the-Year his senior season . . . majoring in industrial education . . . born 3/15/60 in Clinton, SC.

#### VARSITY STATISTICS

	GP-GS	Tot	Hits	Ast	TL-Yds	CF-RF	Sacks
1979	9-0	2	0	2	0-0	0-1	0-0
1980	11-4	24	14	10	2-8	1-3	1-3
1981	11-5	20	13	7	6-38	0-1	5-36
TOTALS	31-9	46	27	19	8-46	1-5	6-39

## 29 **HOLLIS DARRELL (HOLLIS) HALL DB, 2VL** **5-10, 174 Senior from Seneca, SC**

Second on the team and third in the ACC in interceptions this year . . . had five interceptions for 55 yards this season . . . had the longest interception return of the season by a Clemson player, 28 yards against South Carolina on November 21 . . . had one interception apiece against Tulane, Kentucky, Virginia, N. C. State and South Carolina . . . led the team in passes broken up this season with nine and finished a surprising sixth on the team in tackles with 48 . . . had more tackles than Andy Headen, William Perry and Bill Smith, three Clemson starters in the front five . . . had one of his best games of the season against Georgia when he made 10 tackles, including one for minus yardage . . . received a film grade of 112, which tied for his career high grade . . . also had a grade of 112 for the Duke game this season . . . had four passes broken up against Tulane, high for a Clemson player in one game in the last four seasons . . . had two passes broken up and five tackles against North Carolina . . . currently in a tie for 11th place on Clemson's all-time interception list with eight thefts . . . started every game in 1981 and seven during the 1980 season at cornerback . . . broke up five passes in 1980 giving him 18 for his career . . . had his best games of 1980 when he made nine tackles against North Carolina and South Carolina . . . reliable backup performer to Rex Varn during the 1979 season . . . had a big interception that year against North Carolina to stop a late Tar Heel drive . . . had two passes broken up in the win at Notre Dame in 1979 . . . returned 27 punts for 160 yards in 1979, the fourth best figure in the Atlantic Coast Conference . . . also returned nine kickoffs for 87 yards . . . played in all 12 games as a sophomore . . . a wide receiver at Clemson in 1978 as a freshman . . . moved to cornerback in spring prior to the 1979 seasons . . . attended nearby Seneca High School where he played for Ken Rushlow . . . majoring in administrative management . . . from same hometown as Bennie Cunningham, now a star with the Pittsburgh Steelers . . . born 5/19/60 in Seneca, SC.

#### VARSITY STATISTICS

Year	G	Tot	Hits	Ast	TL	PBU	CF-RF	Int-Yds
1979	12	8	3	5	0	4	0-0	2-0
1980	10	40	30	10	2	5	1-0	1-0
1981	11	48	37	11	2	9	0-1	5-55
TOTALS	33	96	70	26	4	18	1-1	8-55

## 5 **ROGER DALE (DALE) HATCHER P** **6-2, 199 Freshman from Cheraw, SC**

Leading punter in the ACC this year, but he was left off the All-ACC team . . . had the third highest season average in Clemson history . . . split the time with Richard Hendley the



first two weeks of the season . . . after averaging 45.3 yards per punt in the first three contests, he took over the starting slot at the Georgia game and he has punted every time since . . . averaged 43 yards per punt on seven pressure boots in the win over Georgia . . . set a Clemson record for single-game punting average with a 51-yard average on six boots against Kentucky . . . had a long kick of 64 yards this season against Kentucky and had 12 punts for over 50 yards overall . . . only 14 of his 40 punts were returned this season . . . showed cool under pressure in the Tulane game when he recovered a snap that had been put over his head into the end zone . . . showed enough presence of mind to race into the end zone and recover it for a safety instead of a Tulane touchdown . . . had four games this season in which he averaged over 45 yards per boot (Wofford, Tulane, Kentucky and N. C. State) . . . had over a 42-yard average in seven of the 10 games he punted in, he did not have an attempt in the 82-24 rout of Wake Forest . . . averaged only 36.6 yards a boot at North Carolina, but nailed a 47-yard punt to the North Carolina two-yard line in the final minutes to help Clemson to the 10-8 win . . . averaged 44.0 yards per punt against Maryland and 41.5 against South Carolina . . . had a 43.2 yard figure for the season and a net figure of 40.3 this season . . . got off to a good start this year, as he was averaging over 47 yards per boot after the first four games and was ranked fourth in the country . . . finished the season ranked as the 19th best in the nation . . . is one of only three punters (the others being Russell Erxleben and Ray Guy) to hit the TV gondola in the Louisiana Superdome . . . majoring in industrial management . . . born 4/5/63 in Cheraw, SC.

Varsity Statistics

Punting								
	No	Yds	Avg	+50	Ret-Yds	HB	LP	Net
1981	40	1727	43.2	12	14-115	1	64	40.3

12 ANDY ROOSEVELT (ANDY) HEADEN DE, 2VL  
6-5, 224, Junior from Liberty, NC


One of the keys to the Clemson defense, he acts as the "Bandit" as Clemson's drop end . . . one of the best athletes on the team, he has played quarterback, safety, cornerback, defensive end and returned kickoffs during his career in Tigertown . . . active performer who is just as likely to be seen blitzing the quarterback as he is to be head up on a wide receiver, set to follow him downfield on a long pass . . . second on the team in passes broken up this season with seven . . . actually batted down more passes downfield than All-American Terry Kinard . . . started all 11 games at defensive end this season and finished the regular season in a tie as the seventh leading tackler with 48 . . . had four quarterback sacks this season . . . deflected three passes against Virginia for his single game career high in that category . . . played well against Tulane as he made six tackles and was named South Carolina Defensive Lineman-of-the-Week . . . had a season high seven tackles against N. C. State and received his highest coach's film grade against Duke when he was given a 96 percent mark . . . had four games in which he had six or seven tackles . . . started the fall of 1980 as Clemson's number-one quarterback, but Homer Jordan beat him out by the beginning of the season . . . moved to defense for the 1980 campaign . . . also returned




kickoffs in 1980 and had 12 returns for 195 yards . . . completed 10-18 passes for 178 yards in the 1980 spring game when he won the quarterback job . . . played defense in the 1979 season and blocked two kicks as a top member of the special teams . . . also had two passes broken up and recovered a fumble . . . had three tackles in the closing moments of the Notre Dame game in South Bend when the Tigers defeated the Irish 16-10 . . . a high school All-American at Eastern Randolph High School where he played for Sal Gero . . . cited in **Sports Illustrated** as being Clemson's top recruit in 1979 . . . majoring in administrative management . . . born 7/8/60 in Asheboro, NC.

#### VARSITY STATISTICS


Year	G	Tot	Hits	Ast	TL	PBU	CF-RF	Sacks	Bk
1979	12	6	2	4	1	2	1-1	0-0	2
1980	8	5	4	1	0	0	0-0	0-0	0
1981	11	48	31	17	4	7	0-1	4-26	0
TOT.	31	59	37	22	5	9	1-2	4-26	2



**Hall**



**Hatcher**



**Headen**

## 16 **RICHARD GREENE (RICHARD) HENDLEY P, 1VL** 5-11, 185 Junior from Greenville, SC

Reserve punter who battled with Dale Hatcher for starting punting slot in the first two weeks of the season . . . had a 37.8-yard average on four punts in the first two games of this season with a long effort of 43 . . . none of his four punts were returned . . . has not punted since the second game of the season as Hatcher came on strong to lead the conference in punting . . . Clemson's number-one punter for the 1980 season when he had 52 punts for 2,001 yards, a 38.5-yard average . . . had five punts over 50 and one over 60 . . . had a long boot of 63 yards against Wake Forest . . . only 19 of his 52 punts were returned last year so it is evident that he has good hang time . . . his best average for a game in 1980 was a 42.4-yard effort against Duke . . . the first punt of his career took place at Georgia and he responded with a 43-yard effort out of his own end zone to get Clemson out of a hole . . . took over the third game of last year when David Sims was injured . . . punted for the junior varsity in 1979 . . . a standout at many positions at Wade Hampton in nearby Greenville, SC, during his high school career . . . averaged 44 yards a boot in high school . . . his father played football at Clemson between 1946 and 1950 . . . majoring in administrative management, he had a 3.5 grade point average last spring . . . born 1/13/61 in Greenville, SC.



46

**ALEXANDER (DUKE) HOLLOMAN TB**  
**6-2, 198 Freshman from Myrtle Beach, SC**

Red-shirted freshman who played in four games at tailback this past season . . . saw extensive playing time in the romp over Wake Forest as he gained 59 yards in only nine carries and scored his first career touchdown on a three-yard run . . . had 11 carries for 63 yards for the season, a fine 5.7 yard average . . . his longest run of the season was a 12-yard dash against the Demon Deacons . . . had one kickoff return for 19 yards in the Wake Forest game . . . missed the entire 1980 season with a knee injury that required surgery . . . a versatile performer in high school, he played both defensive back and tailback . . . rushed for 900 yards as a senior and picked off 17 passes during his prep career . . . cousin of former Clemson defensive back Eddie Geathers . . . Myrtle Beach High School won the conference title all four years he was there . . . majoring in industrial education . . . born 12/6/62.

**VARSITY STATISTICS**

	<b>G</b>	<b>Att</b>	<b>Yds</b>	<b>Avg</b>	<b>TD</b>	<b>LG</b>
1981	4	11	63	5.7	1	12

18

**DONALD IGWEBUIKE PK**  
**5-8, 172 Freshman from Anambra, Nigeria**

Holds the distinction of being the second athlete in Clemson history to letter for two nationally-ranked athletic teams in the same season . . . leading field goal kicker on the Tigers' number-one ranked football team and starting midfielder and sixth leading scorer on Clemson's Top 10 soccer team . . . hit on 7-13 field goals this season and 1-1 conversion for 22 points, the seventh best total on the team . . . outstanding kickoff man for the Tigers this season; only 24 of his 51 kickoffs were returned this season and opponents only averaged 18.5 yards per return . . . was 4-5 from 30 to 39 yards out and hit a long of 52 yards this season . . . the 52-yarder came in his first career attempt against Wofford on September 5, and that was the longest field goal in the Atlantic Coast Conference this season . . . kicked two field goals in a game twice this season, against Georgia and against Virginia . . . hit from 39 and 29 yards against the Bulldogs in that important victory . . . had four goals and three assists for Clemson's 18-2 soccer team this year . . . started 13 games and played in 16 overall, he had to miss a couple because of football commitments . . . had his best combined weekend of athletics in the second weekend in October . . . on Saturday he kicked two field goals in the football win over Virginia, then the next day scored two goals in a soccer triumph over South Carolina . . . the second athlete at Clemson to play both soccer and football at the same time, Obed Ariri was the other player to do it (1979) . . . came to Clemson to play soccer, but gave football a try too after Ariri left . . . a freshman in football and a sophomore in soccer, he scored two goals and added eight assists in soccer in 1980 . . . had dreams of playing with two national championship teams in the same season, but the Tiger soccer team was upset in the round of 16 in the NCAA soccer playoffs last month . . . majoring in economics . . . a native of Anambra, Nigeria.


**FOOTBALL STATISTICS**

	<b>0-20</b>	<b>21-29</b>	<b>30-39</b>	<b>40-49</b>	<b>+50</b>	<b>Tot</b>	<b>LK</b>	<b>XPts</b>
1981	0-0	2-2	4-5	0-3	1-3	7-13	52	1-1




# **SOCCER STATISTICS**


Year	GP-GS	Shots	Ast	Goals
1980	17-16	36	8	2
1981	16-13	31	3	4
TOTALS	33-29	67	11	6



**Hendley**



**Holloman**



**Igwebuike**

## **3 HOMER RIVINGTON (HOMER) JORDAN QB** **6-0, 180 Junior from Athens, GA**

First-team All-ACC quarterback this season who will be an All-America candidate next season . . . second in the voting for ACC Player-of-the-Year honors . . . ranked as the 13th QB in the nation in passing efficiency coming into the bowl game, he was ranked as high as sixth in the country at one point this year . . . already ranked third in career total offense and passing yardage . . . he is currently behind Steve Fuller (4359) and Tommy Kendrick (3893) in passing yardage, and Fuller (6096) and Bobby Gage (3757) in total offense . . . he should move into the number-two slot in both early next season . . . he could beat out Fuller in both categories with a good senior year . . . assuming Clemson plays 11 games next season, Jordan will have to average only 127 yards per game in passing and 200 yards per game in total offense to surpass Fuller . . . first in the ACC in passing this season, the first Clemson quarterback since Jimmy Addison (1967) to lead the league in passing . . . second in the conference in total offense behind pass-happy Gary Schofield of Wake Forest . . . by far the best all-around signal caller in the ACC as he hit 55.2 percent of his passes for nearly 1,500 yards and ran for 440 more on the ground . . . he was third on the club in rushing and second in total carries . . . had only eight interceptions in 174 attempts this season and one stretch of 73 straight passes without an interception this year . . . **has the third best completion percentage for a season in Clemson history and the best in Tigertown in the last 15 years** . . . started the season with 235 yards in total offense and four touchdowns rushing and passing in the win over Wofford . . . led Clemson to victory over Georgia, as the Athens, GA, native was motivated to beat his hometown team . . . completed 11-18 passes for 135 yards and led Clemson in rushing that day with 59 yards in 25 carries . . . had 245 yards in total offense against Duke, the second highest total of his career, hit 13-19 passes for 198 yards in that game . . . did not throw the ball well against N. C. State but had a career high 104 yards rushing on 21 carries . . . hit 7-10 passes against North Carolina when the Tar Heels were ranked in the top 10, meaning Jordan hit 64 percent of his passes against ranked teams this season . . . had the



best game of his career in the ACC-clinching victory over Maryland . . . completed a career high 20 passes in 29 attempts for a career high 270 yards and three touchdowns . . . ACC Back-of-the-Week for that performance against the Terps . . . had a career high 312 yards in total offense that day . . . that was the third highest single-game passing yardage total and tied for the third highest single-game total offense figure . . . finished the season strong as he completed 63.6 percent of his passes (42-66) for 615 yards over the last four games of the season . . . had a solid sophomore season, he has now started the last 22 games in a row at Clemson . . . finished the 1980 season strong also as he hit 41 of 73 passes (56.2 percent) for 585 yards and only had one interception . . . had three plus-200 yard games in total offense as a sophomore and four this season . . . his best game in that department as a sophomore was 207-yard effort against Virginia, it is the only time of his career he has rushed and passed for over 100 yards in the same game . . . missed most of the spring of 1980 with a shoulder injury and that is why he was not the number-one quarterback coming into the fall of 1980 . . . he won the starting slot with a good fall however . . . the backup quarterback for the Tigers as a freshman in 1979, but he appeared in only four games with that Peach Bowl team . . . came to Clemson from Cedar Shoals High School in Athens . . . majoring in industrial management at Clemson . . . born 3/21/60 in Athens, GA.

#### VARSITY STATISTICS

##### Passing

Year	G	Att	Com	Int	Yds	Pct	TD	Long
1979	4	11	3	3	28	.272	0	18
1980	11	172	85	8	1311	.490	4	63
1981	11	174	96	8	1496	.552	8	80
TOTALS	26	357	184	19	2835	.515	12	80

##### Rushing

Year	Att	Yds	Avg	TD	LG
1979	14	45	3.2	0	22
1980	153	372	2.4	4	46
1981	152	440	2.9	6	30
TOTALS	319	857	2.7	10	46

#### TOTAL OFFENSE

Year	Plays	Yds	Per/Game
1979	25	73	18.3
1980	325	1683	153.0
1981	326	1936	176.0
TOTALS	676	3692	142.0

## 43 ALFRED TERRANCE (TERRY) KINARD FS, 2VL 6-1, 190 Junior from Sumter, SC

First-team All-America at free safety according to AP, Football Writers and the NEA . . . First-Team All-ACC . . . first defensive back to make an All-America team in Clemson history and the third junior in the last 15 years to be so honored (Joe Bostic, now with the St. Louis Cardinals and Bennie Cunningham with the Pittsburgh Steelers are the other two) . . . led the ACC in interceptions with six and finished in the top 15 in the nation in that category . . . rated as high as a tie for first in the country in interceptions at one point this season . . . with still one season remaining, he is already tied for third in career interceptions at Clemson with 11, he needs only five more to set the career mark . . . his six thefts this season were the second most in a single season in Clemson history . . . incredible as it may seem, this active defensive back finished second on the team in tackles with 92, the highest total ever by a secondary



player at Clemson . . . third on the team in tackles as a sophomore, even though he missed two games . . . had six passes broken up this year, the third highest total on the club . . . received a coach's film of over 100 percent in every game this season, including a high of 130 in the Duke game . . . that was his best game of this season as he made 11 tackles and intercepted two passes . . . had three games overall in which he had double figures in tackles (11 vs. Wofford, and a season high 12 against Tulane) . . . had at least one interception in each of the first three games and was a major reason Clemson had 23 interceptions this season, second most in Clemson history . . . had nine tackles in the win over Georgia and the same number in the triumph at North Carolina . . . ACC Defensive Back-of-the-Week against Tulane and Kentucky . . . had six tackles in only one half of work in the win at South Carolina, an ankle injury prevented him from playing in the second half . . . has had some injury problems over his career . . . missed all but one game of the 1978 season with a shoulder injury, he red-shirted the season . . . played the entire 1979 year without injury and started the first nine games of 1980 before breaking an arm in the North Carolina game at Clemson . . . third on the team in tackles in 1980 . . . had a big interception that season to preserve a 35-33 win over Wake Forest . . . had season high 11 tackles against Wake Forest and Virginia . . . starter in 1979 as a freshman so he has started 33 games in his career . . . had his best game as a freshman against Notre Dame when he had two interceptions that killed Notre Dame drives in the final minutes . . . had 63 return yards in that game . . . at Sumter High School he played both quarterback and defensive back . . . uncle played basketball at Florida A&M and Terry could have played major college basketball at a similar level if he so desired . . . majoring in industrial management . . . born 11/24/59 in Bitburg, Germany.

#### VARSITY STATISTICS

Year	G	Tot	Hits	Ast	TL	PBU	CF-RF	Int-Yds
1978	* 1	2	1	1	1	0	0-0	0-0
1979	12	35	15	20	0	5	0-0	3-93
1980	9	73	36	37	0	7	2-1	2-0
1981	11	92	72	20	1	6	1-0	6-51
TOTALS	33	202	124	78	2	18	3-1	11-144

\* Redshirted in 1978

## 27 JAMES KEVIN (KEVIN) MACK FB, 1VL 6-1, 197 Sophomore from Kings Mountain, NC


Clemson's starting fullback in the last two games of the season . . . served as Jeff McCall's backup for the first nine contests . . . smaller than most classic fullbacks, but he hits the hole quickly and serves as a good change of pace from McCall . . . had his best game of the season against Maryland when he was the Tigers' workhorse, especially in the second half . . . had 54 yards in 18 carries against the nation's sixth ranked defense against rushing and those were both career highs for Mack . . . one yard short of leading Clemson in rushing that game . . . scored a touchdown against Kentucky on an 11-yard run to give Clemson a 7-3 lead, an advantage it never relinquished . . . had a solid game against N. C. State when he had nearly a five-yard average in seven carries . . . can catch a pass out of the backfield, he has three receptions for 23 yards this season . . . scored his only other touchdown this season against Wake Forest . . . played tailback for the




1981 campaign . . . took part in seven games at tailback and carried the ball in four contests . . . had his best game against Western Carolina when he had 10 rushes for 49 yards . . . ankle injury in the second half of last season limited his play and he did not carry the ball from scrimmage after the fifth game of the season . . . did see some time on the kickoff return team however in the second half of the year and had four returns for 90 yards, a fine 22.5 average with a long return of 29 yards . . . leading rusher for the JV team in 1980 with 111 yards in 10 carries . . . had two TDs in the JV win over Georgia . . . once rushed for 287 yards in a high school game for Kings Mountain Senior High . . . ran track in high school and has done a 9.7 hundred . . . majoring in industrial education . . . born 8/9/62 in Kings Mountain, NC.

#### Varsity Statistics


Year	G	Att	Rushing		Avg	TD	LG
			Yds				
1980	7	23	93		4.0	0	16
1981	11	71	272		3.8	2	13
TOTALS	18	94	365		3.9	2	16



**Jordan**  
ALL-ACC



**Kinard**  
ALL-AMERICAN



**Mack**

## 2 NELSON FRANK (FRANK) MAGWOOD WR, 1 VL 6-0, 188 Junior from John's Island, SC

Tied for second on the team in receptions and second in yards per catch this year . . . had 16 catches for 303 yards, an 18.9 yard average . . . actually started five games . . . caught at least one pass in the first six games and played well when three-year starter Jerry Gaillard was injured . . . caught the only touchdown pass of his career against Wofford in the first game . . . had three receptions in the upset of Georgia for 43 yards . . . had his best game yardage-wise against Maryland when he speared three for 50 yards, including a 41-yarder, the longest of his career . . . should be Clemson's top receiver next season with the departure of Gaillard and Tuttle, he resembles Tuttle in many ways and according to Coach Ford has the best hands of all the receivers on the team . . . caught at least one pass in each of the last four games . . . had the best game of his career yardage-wise with 57 yards on three catches against North Carolina . . . played in all 11 games in 1980 and did earn a starting assignment in the South Carolina game . . . caught a 26-yard pass against the Gamecocks . . . came on in the spring of 1980, he caught two TD passes in the Orange & White game for 104 yards . . . appeared in seven games as




a freshman and caught one pass . . . a quarterback in high school, he accounted for 22 touchdowns at St. John's High School his senior year . . . majoring in industrial education . . . born 7/7/61 in Charleston, SC.

#### VARSITY STATISTICS


Year	G	No	Receiving			
			Yds	Avg	TD	LG
1979	7	1	11	11.0	0	11
1980	11	9	150	16.7	0	26
1981	11	16	303	18.9	1	41
TOTALS	29	26	464	17.8	1	41

## 52 CARY JOHN (CARY) MASSARO C, 1VL 6-5, 231 Sophomore from Canonsburg, PA


Second-team center for the Tigers this season, Massaro learned the tools of the trade behind all-conference center Tony Berryhill . . . played in seven games as center and got into a couple more with the special teams . . . saw his most action against Wake Forest when he took part in 23 plays and graded out at 87 percent, his highest marks of the season . . . saw action in 22 plays of the Wofford game . . . has seen limited action in three years at Clemson because of knee injuries . . . received another year of eligibility because of knee problems in 1979 . . . played in one game that year and got into five games in 1980 . . . did earn a letter in 1980 before missing the last six games as he strained a knee while sitting on a floor in a dorm during a team meeting in the middle of the 1980 season . . . has been the backup center all season . . . played both offense and defense in high school . . . played for Tom Olzewski at Canon-McMillan High School . . . majoring in industrial education . . . born 4/22/61.



**Magwood**



**Massaro**



**Mayberry**

## 74 ROBERT PATTERSON (BOB) MAYBERRY OG, 2VL 6-5, 238 Junior from Sharon, PA

Won the starting job at right guard at midseason, then lost the front line position back to Brian Clark . . . started two games this past fall, the Virginia and Duke contests . . . has earned a letter in each of his three seasons . . . with the graduation of four seniors on the offensive line Mayberry will have to be a leader next season . . . averaged about 35 plays per game as a backup at both guards this season . . . had his highest film grades against Kentucky and Wake Forest when he graded out at 79 percent . . . saw most of his action in the Maryland game when he was in for 56 plays . . . suffered a sprained ankle against Tulane on the astroturf in the Superdome that limited his playing time for a couple



of weeks . . . started seven games as a sophomore and played in every game . . . has moved from side to side throughout his career . . . an outstanding blocker throughout his career at Hickory High School . . . all-conference for three seasons . . . played his high school ball for Jim Bestwick, brother of former Virginia Coach Dick Bestwick . . . majoring in administrative management . . . born 10/10/60 in New Castle, PA.

**32      JEFF MAURICE (JEFF) McCALL    FB, 2VL**  
**6-3, 220 Junior from Fayetteville, NC**

Clemson's starting fullback in the first nine games of the season until a rib injury forced him to miss the final two regular season games . . . 3rd leading rushing fullback in the ACC this season with 409 yards . . . averaged 4.9 yards per carry, a drastic rise from his 3.2 figure of 1980 . . . a reliable performer who had only one carry for negative yardage this year in 84 attempts . . . has had only four carries out of 197 career attempts in which he has been trapped behind the line of scrimmage . . . came into his own in the last three games of the season as he had 31 carries for 207 yards, an impressive 6.7 yards per carry figure . . . scored one TD in each of those games and finished the season with five touchdowns . . . had his best game against North Carolina when he led Clemson in rushing in the 10-8 win . . . scored Clemson's only touchdown of the game and had 16 carries for 84 yards . . . selected by ABC TV as Clemson's Player-of-the-Game . . . had eight carries for 77 yards in the win over Wake Forest . . . also scored TDs against Wofford and Virginia this season . . . has been Clemson's starting fullback the last two seasons, but each year he has missed exactly two games with an injury . . . had a badly bruised shoulder in 1980 that caused him to miss a pair of games . . . suffered that injury early in the season against Georgia . . . fourth on the club in rushing as a sophomore with 317 yards . . . scored a big TD on a 15-yard run in the upset of nationally ranked South Carolina to clinch the victory . . . his best game that year was a 57-yard effort against N. C. State . . . had his best day in yards-per-carry with 50-yard effort in nine rushes against South Carolina . . . had 50 yards in 12 games of play in 1979 . . . played for Gary Whitman at Pine Forest High School . . . gained 3,240 yards in three years as a fullback and scored 54 career touchdowns . . . majoring in industrial education . . . born 7/4/60 in Fayetteville, NC.

VARSITY STATISTICS						
Rushing						
Year	G	Att	Yds	Avg	TD	LG
1979	12	15	50	3.3	0	16
1980	9	98	317	3.2	2	15
1981	9	84	409	4.9	5	24
TOTALS	30	197	776	3.9	7	24

**35      ANTHONY (CHUCK) McSWAIN    TB, 2VL**  
**6-2, 190 Junior from Caroleen, NC**

Led Clemson to the season-ending 29-13 win over South Carolina that clinched the perfect regular season . . . had 151 yards in 25 carries, career highs in both categories . . . had 110 yards in the second half and scored a pair of touchdowns . . . his 23-yard run on a third and long play clinched the win for the Tigers . . . named National Amateur Athlete-of-the-Week by ESPN for his efforts vs. the Gamecocks . . .



for the second straight year McSwain finished fast . . . rushed for 590 yards over the last eight games of this season, an average of nearly 74 yards per game . . . averaged 5.7 yards per attempt over the last four games of the season . . . had only 78 yards over the first three games of this year, then had 107 in 20 carries in the win over Kentucky and was named Clemson's Player-of-the-Game by ABC Sports . . . had his best game of the year scoring-wise against Wake Forest with three touchdowns and 90 yards in 15 carries . . . ran with abandon over the last half of the season, his play was limited in the first three games because of a deep thigh bruise . . . missed all but two weeks of preseason workouts because of the injury . . . had only one start this past season, the Virginia game . . . had 71 yards in that contest, but came off the bench the rest of the season . . . has had five 100-yard games in his career at Clemson . . . second leading rusher for the Tigers this season with 668 yards, he combined with Cliff Austin to give the Tigers 147 yards on the ground from the tailback slot . . . scored seven touchdowns, second only to Austin's total . . . finished 7th in the ACC in rushing this past season . . . had his career high in rushing yards for a season, but did not lead the club in rushing as he did as a sophomore . . . has 1,655 career yards rushing so he is already ninth on Clemson's all-time list . . . needs to average 76 yards per game the rest of his career to become Clemson's all-time leading ground gainer . . . led the Tigers in rushing in 1980 with 544 yards . . . started eight of 11 games as a sophomore and finished the season strong . . . led Clemson in rushing in the last three games of the season as he gained 252 yards in 37 carries (6.8 per rush) over those contests . . . had 116 yards in 12 carries against North Carolina and 87 yards in 15 carries against a nationally ranked South Carolina team . . . ACC Rookie-of-the-Year in 1979, the only Clemson player in history to be named conference's top first-year player . . . had a season high 120 yards in 18 carries and two touchdowns in a victory at Duke . . . scored Clemson's last touchdown in the Peach Bowl as a freshman . . . had an impressive high school career at Chase High where he gained over 100 yards as a senior . . . second in the state in the 100-yard dash as a prep trackster his last season . . . his brother, Rod, is a defensive back on the Clemson football team . . . majoring in industrial education at Clemson . . . born 2/21/61 in Rutherfordton, NC.

#### Varsity Statistics


Year	G	Att	Rushing			
			Yds	Avg	TD	LG
1979	12	94	443	4.7	6	38
1980	11	114	544	4.8	3	32
1981	11	132	668	5.1	7	30
TOTALS	34	340	1655	4.9	16	38

## 28 RODNEY (ROD) McSWAIN CB, 1VL 6-2, 190 Sophomore from Caroleen, NC


Will long be remembered for his momentum-swaying punt block against South Carolina . . . with the Gamecocks leading 7-0 and Clemson failing to drive offensively, McSwain flew in from the left side and blocked the punt into the end zone where Johnny Rembert recovered for a Clemson touchdown . . . it is the only blocked punt for the Tigers this season . . . named State Defensive Back-of-the-Week for his efforts against the Gamecocks . . . also had a big interception in the end zone in the fourth quarter of the victory over fourth-




ranked Georgia on September 19 . . . had a season high five tackles in that game and graded out at 99 percent for his 28 plays . . . saw most of his action against Duke when he participated in 30 plays . . . had his only tackle for loss of the season in that game . . . had a pair of PBUs against Kentucky and Wake Forest . . . had his best coach's film grade against N. C. State when he received a 108 . . . saw a lot of action in his rookie season as he made 13 tackles and caused a fumble . . . started the last two games of his freshman season against Maryland and South Carolina . . . played on the corner behind Anthony Rose this season . . . played at Chase High School with his brother, Chuck, a member of the Tiger football team . . . played defensive back and wide receiver for John Keeter . . . majoring in industrial management at Clemson . . . born 1/28/62 in Caroleen, NC.



**McCall**



**Chuck McSwain**



**Rod McSwain**

## **77 ARNOLD LEE (LEE) NANNEY OT, 2VL** **6-4, 260 Senior from Spartanburg, SC**

Second-team All-American according to UPI this season . . . has recorded the highest coaches' single game film grades at Clemson by an offensive lineman in the last seven years . . . graded out at 95 percent for the Wake Forest game and 90 percent against Maryland to finish the season strong . . . those are the top two grades handed out by Clemson offensive line coach Buddy King since he has been at Clemson (1974) . . . All-Atlantic Coast Conference for the second season in a row at offensive tackle . . . the strongest man in the history of the ACC based on his 525-pound bench-press this past August . . . a dedicated strength trainer, he has bulled over many an opponent this season because he is in better condition . . . probably the main reason the Tigers averaged over 250 yards on the ground per game this season, and nearly 300 yards per game over the last seven contests of the season . . . had an average film grade of 77 percent, the highest by an offensive lineman this season . . . honorable mention All-American according to the Associated Press . . . averaged 68 plays per game and saw action in the most plays by an offensive lineman in five contests . . . had the highest film grade among the starters in five games . . . a four-time selection as the South Carolina Offensive Lineman-of-the-Week . . . in the Wake Forest contest (he graded 95 percent) . . . Clemson gained 756 yards in total offense, the most in the country in a single game this season . . . one of the major reasons Clemson quarterbacks were sacked only 12 times this season . . . a reliable starter for three years, he



has been a starter for the last 34 games . . . led Clemson in film grades in 10 of 11 games in 1980 . . . a preseason all-conference choice in each of the last two seasons and he lived up to his billing . . . named ACC Lineman-of-the-Week twice in 1980 . . . began his career on defense as a freshman in 1978, he made the switch to offense in the spring of 1979 . . . a standout at Dorman High School in Spartanburg, SC where he played for Lou Fogle . . . majoring in textile technology . . . born 6/14/ 60 in Greenville, SC.

**17 ANTHONY JAMES (ANTHONY) PARETE QB**  
**6-0, 190 Freshman from Jacksonville, FL**

Clemson's third-string quarterback this season . . . participated in every game as the holder for Donald Igwebuike and Bob Paulling . . . played quarterback in 3 games, as he played in the closing stages against Kentucky, USC and Wake Forest . . . had three rushes for 13 yards for the season and did not attempt a pass . . . had two carries for 13 yards against Wake Forest . . . sat out the 1980 season with a broken hip . . . suffered the injury in a preseason scrimmage last fall and was shelved for the season . . . came back to have a good spring practice in 1981 . . . held the third-team spot all season . . . had a good spring of 1981 and hit 2-2 passes for 70 yards in the Orange & White game, one a perfectly executed 66-yard bomb to Perry Tuttle . . . played for Bishop Kennedy High School . . . majoring in administrative management . . . born 2/21/62 in Jacksonville, FL.

**6 BENNIE ROBERT (BOB) PAULLING PK, 1VL**  
**6-2, 188 Sophomore from St. Matthews, SC**

Two-sport star at Clemson who is one of two outstanding kickers on the Tiger team . . . set an all-time record for consecutive extra points converted in a career when he connected on 36 straight . . . the total included 5-5 in 1979 and his first 31 without a miss this season . . . broke the record by one with his last attempt against Maryland, then broke his string with a miss at South Carolina . . . films showed that the ball actually did go through the uprights . . . the short field goal and extra point man, he did kick off a couple of times this season . . . hit 33-34 extra points and 4-6 field goals for the season for 45 total points . . . second on the team in scoring behind Cliff Austin . . . booted two field goals in the Tulane game, boots of 31 and 37 yards . . . the latter is the longest field goal of his career . . . it was the only game in which he has kicked two field goals, he had one of 20 yards against Duke and one of 24 yards against South Carolina . . . scored seven of Clemson's 13 points in the win over Tulane . . . had a 7-7 effort on extra points against Wake Forest . . . sat out last season as he would have wasted a season sitting behind Obed Ariri, the NCAA's all-time field goal king . . . played in 1979 and actually was ahead of Ariri at midseason and kicked four extra points in a win at Duke . . . soccer-style kicker who also kicked off in 1979 . . . played baseball at Clemson last season, so both Clemson kickers are two-sport players . . . hit a consistent .303 as a first baseman-outfielder last season and was second on the team in RBIs with 50 . . . played in 53 of 58 games for Clemson's NCAA tournament qualifier . . . played football at St. Matthews High School . . . majoring in electrical engineering . . . born 5/21/61 in St. Matthews, SC.



# 1981 ALL-ATLANTIC COAST CONFERENCE TEAM

## OFFENSE

WR—Cedric Jones, Duke, Senior  
**WR—Perry Tuttle, Clemson, Senior**  
 TE—Ken Denfeld, Wake Forest, Junior  
 T—**Lee Nanney, Clemson, Senior**  
 T—Chris Koehne, N. C. State, Senior  
**C—Tony Berryhill, Clemson, Senior**  
 G—Dave Drechsler, UNC, Junior  
 G—Ron Spruill, UNC, Junior  
**QB—Homer Jordan, Clemson, Junior**  
 B—Joe McIntosh, N. C. State, Freshman  
 B—Kelvin Bryant, UNC, Junior  
 PK—Todd Auten, N. C. State, Senior

## DEFENSE

L—**Jeff Bryant, Clemson, Senior**  
 L—Steve Fuller, UNC, Sophomore  
 L—Stuart Anderson, Senior  
 L—**Dan Benish, Clemson, Junior**  
 L—Charles Bowser, Duke, Senior  
**LB—Jeff Davis, Clemson, Senior**  
 LB—Lee Shaffer, UNC, Senior  
**B—Terry Kinard, Clemson, Senior**  
 B—Dennis Tabron, Duke, Senior  
 B—Donnie LeGrand, N. C. State, Senior  
 B—Greg Poole, UNC, Junior  
 P—Jeff Hayes, UNC, Senior

**PLAYER-OF-THE-YEAR: JEFF DAVIS, CLEMSON**

**COACH-OF-THE-YEAR: DANNY FORD, CLEMSON**

**ROOKIE-OF-THE-YEAR: Joe McIntosh, N. C. State**

## FINAL 1981 ATLANTIC COAST CONFERENCE & REGULAR SEASON FOOTBALL STANDINGS

### CONFERENCE GAMES

TEAM	W	L	T	PCT	PTS	OPP
Clemson -----	6	0	0	1.000	195	56
UNC -----	5	1	0	.833	142	64
Maryland -----	4	2	0	.667	168	108
Duke -----	3	3	0	.500	118	134
N. C. State -----	2	4	0	.333	91	136
W. Forest -----	1	5	0	.167	124	255
Virginia -----	0	6	0	.000	90	175

\* Georgia Tech -----

\* not eligible for championship

### ALL GAMES

TEAM	W	L	T	PCT	PTS	OPP
Clemson -----	11	0	0	1.000	316	90
UNC -----	9	2	0	.818	344	123
Maryland -----	4	6	1	.409	232	194
Duke -----	6	5	0	.545	210	230
N. C. State -----	4	7	0	.364	182	223
Wake Forest --	4	7	0	.364	217	365
Virginia -----	1	10	0	.091	127	261
Ga. Tech -----	1	10	0	.100	124	309

### PRONUNCIATION GUIDE

Tim Childers — CHILL-ders  
 William Devane — DE-vane  
 Frank Fredere — FRED-dear  
 Jerry Gaillard — GIL-YARD  
 Mike Gasque — GAS-q  
 Donald Igwebuike — ig way BWEE kay  
 Terry Kinard — ki-NARD  
 Anthony Parete — pa-RET-tee



# 1982 CLEMSON TIGER ORANGE BOWL ROSTER

NO.	NAME	POS	BIRTHDAY	HGT	WGT	CLASS	EXP	HOMETOWN, HIGH SCHOOL, H.S. COACH
1	Vandell Arrington	CB	12/28/60	6-0	185	So.	SQ	Fayetteville, NC (E.E. Smith, Roy McNeill)
2	Frank Magwood	WR	7/7/61	6-0	188	Jr.	1VL	John's Island, SC (St. John's, Robert Biggerstaff)
3	Homer Jordan	QB	3/21/60	6-0	180	Jr.	1VL	Athens, GA (Cedar Shoals, Jim Waters)
5	Dale Hatcher	P	4/5/63	6-2	195	Fr.	HS	Cheraw, SC (Cheraw, Burney Bourne)
6	Bob Paulling	PK	5/21/61	6-2	188	So.	1VL	St. Matthews, SC (St. Matthews, Otis Culclasure)
7	Cliff Austin	TB	3/2/60	6-0	190	Jr.	2VL	Scottdale, GA (Avondale, Crawford Kennedy)
8	Lockie Brown	PK	1/30/60	5-10	166	Sr.	SQ	Tucker, GA (Tucker, Ken Townley)
9	Mike Isaacs	DB	6/14/63	5-11	180	Fr.	HS	Pickens, SC (Pickens, Bill Isaacs)
10	Jeff Parker	QB	12/8/62	6-2	180	Fr.	HS	Gordo, AL (Gordo, Walton Tucker)
11	Mike Gasque	QB	2/13/59	6-2	190	Sr.	1VL	Elon College, NC (Western Alamance, Sam Ward)
12	Andy Headen	DE	7/8/60	6-5	224	Jr.	2VL	Liberty, NC (East Randolph, Sal Gero)
15	Jeff Stockstill	WR	2/6/61	6-2	180	Jr.	1VL	Fernandina Beach, FL (Fer. Bch., Joel Stockstill)
16	Richard Hendley	P	1/13/61	5-11	185	Jr.	1VL	Greenville, SC (Wade Hampton, Bill Phillips)
17	Anthony Parete	QB	2/21/62	6-0	190	Fr.	JV	Jacksonville, FL (Bishop Kenny, Mike Healy)
18	Donald Igwebuike	PK	12/27/60	5-8	172	Fr.	None	Anambra, Nigeria
19	Richard Butler	WR	3/17/62	6-0	185	Fr.	HS	Ware Shoals, SC (Ware Shoals, Tommy Davis)
21	Anthony Rose	CB	12/18/59	5-9	175	Sr.	2VL	Sumter, SC (Mayewood, Rudy Wheeler)
22	Perry Tuttle	WR	8/2/59	6-0	180	Sr.	3VL	Winston-Salem, NC (N. Davidson, Steve Hinckle)
23	Jeff Suttle	SS	2/3/62	6-1	185	So.	1VL	Lafayette, GA (Lafayette, Bobby Chappell)
24	Billy Davis	FS	12/6/61	6-4	190	So.	1VL	Alexandria, VA (Mount Vernon, Bruce Patrick)
25	Randy Learn	FS	11/23/59	5-10	174	Jr.	2VL	Belvidere, NJ (Belvidere, Frank Matla)
26	Tim Childers	SS	7/25/61	6-1	180	So.	SQ	Gaffney, SC (Gaffney, Bob Carlton)
27	Kevin Mack	FB	8/9/62	6-1	197	So.	1VL	Kings Mountain, NC (Kings Mtn., Dan Brooks)
28	Rod McSwain	CB	1/28/62	6-2	190	So.	1VL	Caroleen, NC (Chase, John Keeter)
29	Hollis Hall	CB	5/19/60	5-10	174	Sr.	2VL	Seneca, SC (Seneca, Ken Rushlow)
31	Carl Martin	SS	5/16/61	5-7	152	Jr.	SQ	Elloree, SC (Clarendon Hall, Bill Martin)
32	Jeff McCall	FB	7/4/60	6-3	220	Jr.	2VL	Fayetteville, NC (Pine Forest, Gary Whitman)
33	Kenny Danforth	DB	12/5/62	6-1	189	Fr.	HS	Aiken, SC (Aiken, Eddie Buck)
35	Chuck McSwain	TB	2/21/61	6-2	190	Jr.	2VL	Caroleen, NC (Chase, John Keeter)
36	Dean Day	LB	9/22/60	6-1	210	Jr.	SQ	North Augusta, SC (N. Augusta, Hubert Morris)
37	Fitzhugh Bethea	WR	3/29/62	5-9	175	So.	SQ	Dillon, SC (Dillon, Paul Chapman)
38	Brendon Crite	RB	6/1/61	5-10	198	Jr.	1VL	Brevard, NC (Brevard, Carroll Wright)
39	Craig Crawford	FB	3/23/63	6-2	190	Fr.	HS	Springlake, NC (Pine Forest, Gary Weller)
40	Randy Vereen	TB	6/14/63	5-10	177	Fr.	HS	N. Myrtle Beach, SC (N. Myrt. Bch., Harold Dunlap)
41	Jerry Gaillard	WR	5/2/60	6-0	172	Sr.	3VL	Yuma, AZ (Enterprise (AL), Richard Stein)
42	Edgar Pickett	DE	1/30/62	6-3	218	So.	1VL	Lexington, NC (Central Davidson, Les Herrin)
43	Terry Kinard	FS	11/24/59	6-1	190	Jr.	2VL	Sumter, SC (Sumter, Dick Weldon)
44	Otis Lindsey	LB	3/17/61	6-3	230	Jr.	JC	Chester, GA (Dodge, Larry Green)
45	Jeff Davis	LB	1/26/60	6-0	223	Sr.	3VL	Greensboro, NC (Dudley, Jonathan McKee)
46	Duke Holloman	TB	12/6/62	6-2	198	So.	SQ	Myrtle Beach, SC (Myrtle Beach, Doug Shaw)
47	Roy Brown	LB	7/30/61	6-1	202	So.	1VL	Myrtle Beach, SC (Myrtle Beach, Doug Shaw)
48	Pete Demery	WR	5/5/58	6-1	187	Sr.	TR	Kingstree, SC (Kingstree)
49	Ronald Watson	DB	7/19/61	5-11	175	Fr.	HS	Jefferson, GA (Jefferson, Jim Stoudmire)
50	Scott Williams	C	10/16/63	6-4	218	Fr.	HS	Hixson, TN (Baylor, Red Eller)
51	Jeff Lytton	C	6/10/63	6-3	230	Fr.	HS	Blue Ash, OH (Moeller, Gerry Faust)
52	Cary Massaro	C	4/22/61	6-5	231	So.	1VL	Canonsburg, PA (Canon-McMillan, Tom Olzewski)
53	Joe Glenn	DE	3/15/60	6-3	216	Jr.	2VL	Columbia, SC (A. C. Flora, Charles Macalusa)
54	Jim Hohler	LB	7/16/63	6-2	218	Fr.	HS	Sandusky, OH (Perkins, Jim Stauffer)
55	Randy Cheek	LB	9/16/59	5-11	200	Sr.	1VL	Augusta, GA (Butler, Oliver Russell)
56	Andy Cheatham	OG	5/11/63	6-4	240	Fr.	HS	Mableton, GA (Pebblebrook, Bud O'Hara)
57	Nick Bowman	DE	11/17/58	6-2	200	Sr.	2VL	Crossville, TN (Cumberland Co., D. Van Winkle)
58	Dale Swing	C	11/23/62	6-3	239	Fr.	HS	Lexington, NC (Central Davidson, Kevin Firquin)
59	Bob Frierson	C	4/19/61	5-11	207	Jr.	JV	Lexington, SC (Lexington, Dick Weldon)
60	James Farr	OG	8/10/62	6-4	225	So.	1VL	Thomson, GA (Thomson, Bill Reese)
61	Brad Fisher	OT	8/27/59	6-4	234	Sr.	2VL	Fostoria, OH (Fostoria, Richard Kidwell)
62	Brian Butcher	OG	9/28/60	6-5	235	Jr.	1VL	Roswell, GA (Crestwood, James Smith)
63	Tony Berryhill	C	4/18/59	6-5	240	Sr.	2VL	Thomaston, GA (Robert E. Lee, Tommy Perdue)
64	Joe Ellis	OG	10/6/61	6-4	249	So.	SQ	Toms River, NJ (Toms River, Robert Fiocco)
65	Scott Weeks	OG	5/17/58	6-2	234	Sr.	JV	Jackson, SC (Jackson, Wayne Marchant)
66	William Perry	MG	12/16/62	6-3	300	Fr.	HS	Aiken, SC (Aiken, Eddie Buck)
67	Jim Scott	DT	4/14/62	6-5	240	So.	1VL	Alexandria, VA (Mt. Vernon, Bruce Patrick)
68	Gary Brown	OT	3/24/60	6-3	244	Jr.	2VL	Philadelphia, TN (Loudon, Bert Ratledge)
69	Vernie Anthony	MG	1/31/61	6-3	233	Jr.	SQ	Collins, GA (Reidsville, Danny Scott)
70	Brian Clark	OG	9/22/60	6-7	254	Sr.	2VL	Ft. Meyers, FL (Cypress Lake, Boyd Grucha)
71	Dan Benish	DT	11/21/61	6-6	242	Jr.	2VL	Hubbard, OH (Hubbard, Ed Glass)
72	Ray Brown	DE	8/28/61	6-4	231	So.	1VL	Rome, GA (East Rome, Jerry Sharp)
73	Don Brinegar	OT	8/7/60	6-2	240	So.	SQ	Clemmons, NC (West Forsythe)
74	Bob Mayberry	OG	10/10/60	6-5	238	Jr.	2VL	Sharon, PA (Hickory, James Bestwick)
75	Dean Herman	DT	9/22/62	6-6	260	Fr.	HS	Wise, VA (J. J. Kelly, Al Stecker)
77	Lee Nanney	OT	6/14/60	6-4	260	Sr.	2VL	Spartanburg, SC (Dorman, Lou Fogle)
79	Tony Shirley	OT	4/10/63	6-5	275	Fr.	HS	Gordo, AL (Gordo, Walton Tucker)
80	Jim Wurst	TE	4/24/61	6-4	210	Jr.	1VL	Atlanta, GA (Lakeside, Waymon Creel)
81	K. D. Dunn	TE	4/28/63	6-3	215	Fr.	HS	Decatur, GA (Gordon, Randy Smith)
82	Danny Triplett	LB	3/15/60	6-4	224	Jr.	2VL	Boone, NC (Watauga, Bill Mauldin)
84	Bill Smith	DE	9/28/59	6-5	220	Sr.	3VL	Duncan, SC (Byrnes, Dalton Rivers)
85	Bubba Diggs	TE	6/20/60	6-3	220	Jr.	2VL	Augusta, GA (Butler, Oliver Russell)
87	Eldridge Milton	WR	12/8/62	6-3	220	Fr.	HS	Folkston, GA (Charlton County, David Stepson)
89	Kendall Alley	WR	12/16/60	6-0	182	So.	SQ	Salisbury, NC (North Rowan, Larry Thomason)
90	Johnny Rembert	LB	1/19/61	6-3	227	Jr.	JC	Arcadia, FL (DeSoto, Richard Bowers)
91	Mike Wade	DE	9/19/60	6-3	204	Sr.	JV	Greer, SC (Eastside, John Carlisle)
92	Mark Richardson	DE	7/29/60	6-1	194	Jr.	SQ	Spartanburg, SC (Hill, Richard O'Shawnessy)
94	William Devane	MG	5/28/62	6-2	250	So.	1VL	Jacksonville, NC (Jacksonville, Ray Durham)
95	Kevin Gemas	LB	7/8/62	6-1	190	So.	JV	Plymouth, WI (Plymouth, Jim Beaver)
96	Chuck Meeks	LB	6/9/61	6-0	207	Jr.	SQ	Augusta, GA (Belton-Honea Path, Jim Nelson)
98	Cliff McLellan	LB	7/13/58	5-9	190	Sr.	SQ	Pendleton, SC (Pendleton, Sack Baglen)
99	Jeff Bryant	DT	5/22/60	6-5	260	Sr.	3VL	Atlanta, GA (Gordon, Napoleon Cobb)

## ALPHABETICAL

89	Kendall Alley, WR
69	Vernie Anthony, MG
1	Vandell Arrington, CB
7	Cliff Austin, TB
71	Dan Benish, DT
63	Tony Berryhill, C
37	Fitzhugh Bethea, WR
57	Nick Bowman, DE
73	Don Brinegar, OT
68	Gary Brown, OT
8	Lockie Brown, PK
72	Ray Brown, DE
47	Roy Brown, DE
99	Jeff Bryant, DT
62	Brian Butcher, OG
19	Richard Butler, WR
56	Andy Cheatham, OG
55	Randy Cheek, LB
26	Tim Childers, SS
70	Brian Clark, OG
39	Craig Crawford, FB
38	Brendon Crite, RB
33	Kenny Danforth, DB
24	Billy Davis, FS
45	Jeff Davis, LB
36	Dean Day, LB
48	Pete Demery, WR
94	William Devane, MG
85	Bubba Diggs, TE
81	K. D. Dunn, TE
64	Joe Ellis, OG
60	James Farr, OG
61	Brad Fisher, OT
59	Bob Frierson, C
41	Jerry Gaillard, WR
11	Mike Gasque, QB
53	Joe Glenn, DE
29	Hollis Hall, CB
5	Dale Hatcher, P
12	Andy Headen, DE
16	Richard Hendley, P
75	Dean Herman, DT
54	Jim Hohler, LB
46	Duke Holloman, TB
18	Donald Igwebuike, PK
9	Mike Isaacs, DB
3	Homer Jordan, QB
43	Terry Kinard, FS
25	Randy Learn, FS
44	Otis Lindsey, LB
51	Jeff Lytton, C
27	Kevin Mack, FB
2	Frank Magwood, WR
31	Carl Martin, SS
52	Cary Massaro, C
74	Bob Mayberry, OG
32	Jeff McCall, FB
98	Cliff McLellan, LB
35	Chuck McSwain, TB
28	Rod McSwain, CB
96	Chuck Meeks, LB
87	Eldridge Milton, WR
77	Lee Nanney, OT
17	Anthony Parete, QB
10	Jeff Parker, QB
6	Bob Paulling, PK
66	William Perry, MG
42	Edgar Pickett, DE
90	Johnny Rembert, LB
92	Mark Richardson, DE
21	Anthony Rose, CB
67	Jim Scott, DT
79	Tony Shirley, OT
84	Bill Smith, DE
15	Jeff Stockstill, WR
23	Jeff Suttle, SS
58	Dale Swing, C
82	Danny Triplett, LB
22	Perry Tuttle, WR
40	Randy Vereen, TB
91	Mike Wade, DE
49	Ronald Watson, DB
65	Scott Weeks, OG
50	Scott Williams, C
80	Jim Wurst, TE



**SPLIT END**22 Perry Tuttle  
6-0, 180, Sr.15 Jeff Stockstill  
6-2, 180, Jr.**LEFT TACKLE**61 Brad Fisher  
6-4, 234, Sr.68 Gary Brown  
6-3, 244, Jr.**LEFT GUARD**60 James Farr  
6-4, 225, So.74 Bob Mayberry  
6-5, 238, Jr.**CENTER**63 Tony Berryhill  
6-5, 240, Sr.52 Cary Massaro  
6-5, 231, So.**RIGHT GUARD**70 Brian Clark  
6-7, 254, Sr.62 Brian Butcher  
6-5, 235, Jr.**RIGHT TACKLE**77 Lee Nanney  
6-4, 260, Sr.64 Joe Ellis  
6-4, 240, So.**TIGHT END**85 Bubba Diggs  
6-3, 220, Jr.80 Jim Wurst  
6-4, 210, Jr.**CLEMSON  
OFFENSE****QUARTERBACK**3 Homer Jordan  
6-0, 180, Jr.11 Mike Gasque  
6-2, 190, Sr.**TAILBACK**7 Cliff Austin  
6-0, 190, Jr.35 Chuck McSwain  
6-2, 190, Jr.**FULLBACK**32 Jeff McCall  
6-3, 220, Jr.27 Kevin Mack  
6-1, 197, So.**WIDE RECEIVER**41 Jerry Gaillard  
6-0, 172, Sr.2 Frank Magwood  
6-0, 180, Jr.**LEFT END**84 Bill Smith  
6-5, 220, Sr.53 Joe Glenn  
6-3, 216, Jr.**LEFT TACKLE**71 Dan Benish  
6-6, 250, Jr.72 Ray Brown  
6-4, 231, So.**MIDDLE GUARD**66 William Perry  
6-3, 300, Fr.94 William Devane  
6-4, 250, So.**RIGHT TACKLE**99 Jeff Bryant  
6-5, 260, Sr.67 Jim Scott  
6-5, 240, So.**DEFENSIVE END**12 Andy Headen  
6-5, 224, Jr.92 Mark Richardson  
6-1, 194, Jr.**CLEMSON  
DEFENSE****STRONG LINEBACKER**82 Danny Triplett  
6-4, 224, Jr.90 Johnny Rembert  
6-3, 227, Jr.**WEAK LINEBACKER**45 Jeff Davis  
6-0, 223, Sr.55 Randy Cheek  
5-11, 200, Sr.**LEFT CORNERBACK**29 Hollis Hall  
5-10, 174, Sr.1 Vandell Arrington  
6-0, 185, So.**STRONG SAFETY**26 Tim Childers  
6-1, 180, So.23 Jeff Suttle  
6-1, 185, So.**FREE SAFETY**43 Terry Kinard  
6-1, 190, Jr.24 Billy Davis  
6-4, 190, So.**RIGHT CORNERBACK**21 Anthony Rose  
5-9, 175, Sr.28 Rod McSwain  
6-2, 190, So.**SPECIALISTS****PUNTER:** 5 Dale Hatcher, 16 Richard Hendley**PLACEKICKER:** 6 Bob Paulling, 18 Donald Igwebuike**HOLDER:** 17 Anthony Parete, 6 Bob Paulling**SNAPPER:** 50 Scott Williams, 63 Tony Berryhill**PUNT RETURN:** 24 Billy Davis (Deep Man), 28 Rod McSwain (Up Man)**KICKOFF RETURN:** 22 Perry Tuttle, 27 Kevin Mack, 7 Cliff Austin, 38 Brendon Crite**PUNTING TEAM****P:** 5 Hatcher or 16 Hendley**FB:** 7 Austin or 27 Mack**LE:** 12 Headen or 81 Dunn**LT:** 44 Lindsey or 60 Farr**LG:** 90 Rembert or 45 Jeff Davis**LUB:** 23 Suttle or 28 R. McSwain or 82 Triplett**C:** 50 Williams or 63 Berryhill**RUB:** 47 Roy Brown or 28 R. McSwain**RG:** 42 Pickett or 90 Rembert**RT:** 99 Bryant or 90 Rembert or 44 Lindsey**RE:** 26 Childers or 57 Bowman or 92 M. Richardson**EXTRA POINTS/FIELD GOALS****LUB:** 7 Austin or 35 C. McSwain**E:** 85 Diggs or 81 Dunn**T:** 61 Fisher or 68 G. Brown**G:** 60 Farr or 70 Clark or 65 Weeks**C:** 50 Williams or 63 Berryhill**G:** 74 Mayberry or 62 Butcher**T:** 77 Nanney or 64 Ellis**E:** 80 Wurst**RUB:** 32 McCall or 27 Mack**H:** 17 Parete or 6 Paulling**K:** 6 Paulling or 18 Igwebuike**KICKOFF RETURN TEAM****LT:** 80 Wurst**LG:** 74 Mayberry or 91 Wade**C:** 64 Ellis or 52 Massaro**RG:** 52 Massaro or 70 Clark**RT:** 62 Butcher or 77 Nanney**LE:** 89 Alley or 15 Stockstill**LB:** 17 Parete or 7 Austin**RB:** 46 Holloman**RE:** 2 Magwood or 81 Dunn**LS:** 22 Tuttle or 7 Austin**RS:** 27 Mack or 35 C. McSwain




# **VARSITY STATISTICS**


Year	0-20	21-29	30-39	40-49	+50	Tot	LK	XPts
1979	0-0	0-0	0-0	0-0	0-0	0-0	0	5-5
1981	1-1	1-3	2-2	0-0	0-0	4-6	37	33-34
TOTALS	1-1	1-3	2-2	0-0	0-0	4-6	37	38-39

# **BASEBALL STATISTICS**


	G	AB	R	H	2B	3B	HR	TB	Avg
1981	53	198	29	60	10	3	5	91	.303



**Nanney**  
**ALL-AMERICAN**



**Parete**



**Paulling**

## **66 WILLIAM ANTHONY (WILLIAM) PERRY MG** **6-3, 300 Freshman from Aiken, SC**

Set a record for tackles by a freshman this year with 48 . . . well known anchor of the middle of the Clemson front-five this season . . . the largest player on the Clemson team and he is nicknamed "GE" by his teammates because he resembles a refrigerator in stature . . . by far the leading freshman defensive player and the top first-year player for the Tigers along with punter Dale Hatcher this season . . . eighth on the team in tackles, he was fourth on the squad in tackles for loss with nine for 50 yards . . . had four quarterback sacks this season for minus 44 yards . . . had a fine game against North Carolina as he had five tackles, and two were for sacks of 13 yards . . . he was significantly featured in **Sports Illustrated** after that game . . . had the key sack of the game against the Tar Heels as he stopped a fourth-quarter North Carolina drive with a sack of the Carolina quarterback . . . had one of his best games of the season in his first appearance for the Tigers as he made seven tackles, including three behind the line of scrimmage for three yards against Wofford . . . a consistent player, he made at least four tackles in eight of the 11 games he played in this year . . . started three games this season, N. C. State, Maryland and South Carolina . . . had a film grade of 102 against Wake Forest and a 105 for the North Carolina game . . . averaged 34 plays per game this year as he split time with William Devane . . . recovered two fumbles, second on the team . . . picked up a Herschel Walker fumble in the Georgia game and had one the next game against Kentucky . . . has amazing mobility for a 300-pounder . . . the most highly touted player to sign with Clemson for this season . . . prep All-America according to **Parade** and **Addidas** last year . . . the best lineman in South Carolina by far last year . . . three-sport letterman in high school, he can dunk a basketball . . . born 12/16/62 in Aiken, SC.

# **VARSITY STATISTICS**

Year	G	Tot	Hits	Ast	TL	PBU	CF-RF	Sacks
1981	11	46	33	13	9	0	1-2	4-44




**90 JOHNNY LEE (JOHNNY) REMBERT LB**  
**6-3, 227 Junior from Arcadia, FL**


Scored Clemson's first touchdown in the South Carolina game when he alertly pounced on a blocked punt in the end zone . . . the third linebacker into most games this season behind Jeff Davis and Danny Triplett . . . most apt to enter the game in passing situations as he is very swift with pass coverage . . . a big play performer, he had an interception and a four-yard return in his very first game with Clemson . . . had a caused fumble and a pass broken up against Tulane, then had a tackle for a five-yard loss of Herschel Walker in the Georgia game, so he was active in the first three games of the season . . . also had an interception and an 11-yard return against Duke . . . had 20 tackles this season, 17 of which were first hits . . . had three tackles each against Tulane, N. C. State and Maryland . . . the odds-on favorite to take Jeff Davis' linebacking spot next season . . . averaged about 16 plays per game this season . . . performed in every game and started the South Carolina game when Triplett was injured . . . had a grade of 104 for his efforts against Duke . . . came to Clemson as Junior College All-American from Cowley County Community College in Arkansas City, Kansas . . . had two successful seasons on the junior college level . . . a Florida prep all-star at DeSoto High School . . . born 1/19/61 in Hollandale, MS.

**VARSITY STATISTICS**


Year	GP-GS	Tot	Hits	Ast	TL-Yds	PBU	Int-Yds	TD
1981	11-1	20	17	3	1-5	2	2-14	1



**Perry**



**Rembert**



**Richardson**

**92 MARK SALLENGER (MARK) RICHARDSON DE, 1VL**  
**6-1, 194 Junior from Spartanburg, SC**

Had a career high seven tackles as a reserve defensive end in the defensive struggle with North Carolina . . . had five first hits and two assists as he was especially motivated for the contest with the Tar Heels . . . his brother Jon was the starting wide receiver for North Carolina, thus the family rivalry . . . worked as Andy Headen's backup often this season as the drop end . . . played in every game and made at least one tackle in every game but one . . . built like a linebacker at only 194 pounds, he has the quickness to drop back on pass patterns . . . had a total of 24 tackles this season . . . a walk-on who has earned a scholarship . . . one of the surprises of the year on defense . . . lettered last year as a sophomore, but had only one tackle from scrimmage the entire season . . . earned nine letters in high school for Richard O'Shawnessy at Spartanburg High School . . . his



father, Jerry, played football at Wofford College and with the Baltimore Colts . . . majoring in administrative management . . . born 7/29/60 in Raleigh, NC.

VARSITY STATISTICS						
Year	GP-GS	Tot	Hits	Ast	TL-Yds	Sacks
1980	11-0	1	1	0	0-0	0-0
1981	11-0	24	10	14	0-0	0-0

**21 ANTHONY (ANTHONY) ROSE DB, 2VL**  
**5-9, 175 Senior from Sumter, SC**

Diminutive pass defender who started every game on the corner for the Tigers this season . . . from the same hometown as Terry Kinard, giving Clemson a Sumter connection in the secondary . . . rooms with the other starting cornerback on the Tiger team, Hollis Hall and the two have not played in a losing game they have started at the corners together (12-0) . . . not one to make a lot of tackles, he had only 24 this season . . . but, did come up with many big plays, including three passes broken up, two interceptions and a quarterback sack . . . had a big sack against Maryland to kill a Terp drive . . . had a season high five tackles against N. C. State and South Carolina . . . stays with players much bigger than he . . . one of the off-the-field leaders of this team . . . one of the reasons the Clemson secondary intercepted 23 passes this season, second most in Clemson history . . . an off-and-on starter in the secondary during his junior season . . . started the first four games of the season until a shoulder separation in the VPI game limited his play the rest of the season . . . played in eight games overall . . . ended the 1980 season on a strong note as he played well against South Carolina and had a career high seven tackles . . . had an interception against Jay Venuto at Wake Forest that season . . . came to Clemson as a walk-on defensive back . . . lettered in 1979 as a special teams player . . . participated in 37 plays on defense that year . . . attended Mayewood High School, one of the rival schools for Sumter High, Terry Kinard's old school . . . majoring in administrative management . . . born 12/18/59 in Philadelphia, PA.


VARSITY STATISTICS								
Year	G	Tot	Hits	Ast	TL	PBU	CF-RF	Int-Yds
1979	10	2	2	0	0	0	1-0	1-0
1980	8	16	11	5	0	2	0-0	1-18
1981	11	24	16	8	1	3	0-1	2-11
TOTALS	29	42	29	13	1	5	1-1	4-29

**67 JAMES ESTEL (JIM) SCOTT DT, 1 VL**  
**6-5, 240 Sophomore from Alexandria, VA**

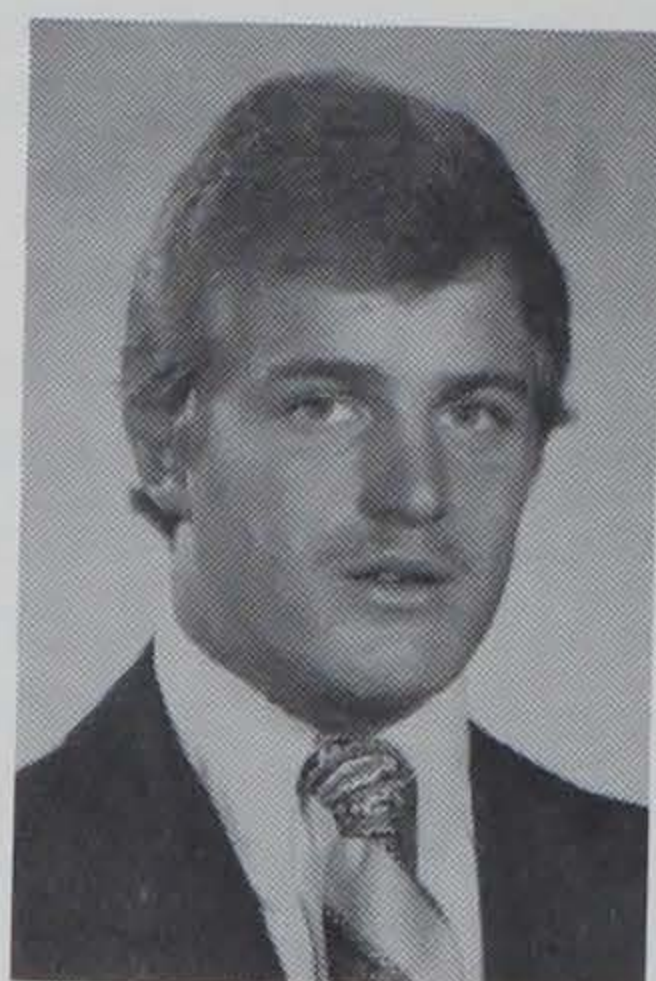
A valuable reserve at tackle . . . saw action in 10 games and made 11 tackles . . . best game of the year came against Wake Forest when he was in on 21 plays . . . had four tackles, three solo and an assist, against the Deacons . . . received a coach's grade of 103 percent for that contest . . . had only one tackle against Virginia, but it was a quarterback sack for eight yards . . . caused a fumble against Kentucky and he also had two tackles . . . got a grade of 93 percent for his efforts in that game . . . had one tackle against Wofford, Georgia, Virginia, Duke, and North Carolina . . . earned a letter as a backup in 1980 . . . played in four games at tackle behind Steve Durham and Jeff Bryant . . . chosen all-district, all-region, all-metro, and all-state on offense in his senior year for Mt. Vernon High School . . . an honorable mention All-America selection . . . member of the Washington, D. C.




Touchdown Club All-Star team . . . selected offensive Player-of-the-Year as an offensive lineman for Suburban Virginia by the **Washington Star** . . . high school teammate of Clemson punt returner Billy Davis . . . lettered in both football and track at Mt. Vernon . . . majoring in administrative management . . . born 4/14/62 in Alexandria, VA.



**Rose**



**Scott**



**Smith**

## 84 **WILLIAM CANNON (BILL) SMITH, JR. DE, 3VL** **6-5, 220 Senior from Duncan, SC**

Clemson's comeback kid . . . has been injured all throughout his career . . . missed the first two games of 1981 with an injury, but came back to start six of the last eight games . . . had two games, Georgia and South Carolina, where he recorded five tackles . . . had three first hits and two assists against Georgia, but all of his tackles were solo against South Carolina . . . had two sacks for 18 yards against South Carolina quarterback Gordon Beckham . . . also recovered a Georgia fumble . . . had three tackles against Kentucky, a sack for 18 yards, and a caused fumble . . . got a grade of 93 percent for his effort against the Wildcats . . . had four tackles and broke up a pass against Duke . . . had four tackles and a quarterback sack against Virginia in his first starting assignment of the year . . . got a coach's grade of 88 percent against the Wahoos . . . had at least three tackles in each of the 10 games he played in, with the exception of Wake Forest . . . had four tackles in four different games (Virginia, N. C. State, and Maryland) . . . in his fifth year at Clemson, as he sat out the entire 1979 season with a knee injury . . . played in 10 of the 11 games in 1980, missing only the opener with Rice . . . started the last nine games of the season at defensive end . . . had probably the biggest play of his career against Virginia last season, when he recovered a blocked punt and scampered 11 yards for a touchdown in Clemson's comeback win over the Cavaliers . . . he was the first player in 17 years to score on a blocked punt . . . had a season-high eight tackles against Virginia Tech . . . recovered a fumble against Wake Forest . . . first among defensive ends in tackles with 43 . . . was battling for the starting tight end berth in the fall of 1979, before he was sidelined with the knee injury . . . has played three positions at Clemson and has been a first-team player at two of them . . . obviously, one of the most versatile players on the team . . . began the 1978 season at defensive end and had two interceptions after the first three games . . . when injuries crippled the offensive line, Smith moved over to that side . . . made 15 tackles in 1978, including three in the Gator Bowl



against Ohio State . . . earned a letter in 1977 as a special teams player . . . the South Carolina 3A Lineman-of-the-Year his senior year at Byrnes High School . . . named all-area, All-Southern, and he participated in the Shrine Bowl . . . won most valuable lineman of the Shrine Bowl that year . . . majoring in administrative management . . . born 9/28/59.

VARSITY STATISTICS									
Year	G	Tot	Hits	Asl	TL	PBU	CF-RF	Sacks	Int
1977	10	1	1	0	1	0	0-0	0-0	0-0
1978	12	15	9	6	2	1	0-1	1-9	2-11
1980	10	43	21	22	3	1	0-1	0-0	0-0
1981	9	32	15	17	4	0	0-1	4-37	0-0
TOTALS	41	91	46	45	10	2	0-3	5-46	2-11

15

**JEFF CURTISS (JEFF) STOCKSTILL WR, 1VL**  
**6-2, 180 Junior from Fernandina Beach, FL**

The fifth-leading receiver for the Tigers in 1981 . . . caught three passes for 75 yards in the second half of the Duke contest . . . one was a twisting catch of a Mike Gasque pass for 42 yards . . . his other grab was for six yards against Maryland . . . caught 10 passes for 123 yards in 1980 . . . had his best game against North Carolina on regional TV when he caught three passes for 53 yards . . . caught at least one pass in each of the last three games of the 1980 campaign . . . did not score a touchdown, but he did catch a two-point conversion pass against N. C. State . . . played in 1979, but did not letter . . . caught one pass for three yards in 1979 . . . served as Perry Tuttle's backup for most of his career . . . had an outstanding high school career as a quarterback, the position he first played when he came to Clemson . . . averaged over 1,000 yards of total offense during his last two years of high school . . . passed for 850 yards and completed 54 percent of his passes as a senior . . . rushed for 350 yards and scored seven touchdowns . . . named all-conference, all-area, and team MVP his senior year . . . his father, Joel Stockstill, was his head coach in high school, and his brother, Rick, is the starting quarterback for Florida State . . . majoring in recreation and park administration . . . born 2/6/61 in Dayton, OH.

VARSITY STATISTICS						
Receiving						
Year	G	No	Yds	Avg	TD	LG
1979	5	1	3	3.0	0	3
1980	11	10	123	12.3	0	21
1981	11	4	81	20.3	0	42
TOTALS	27	15	207	13.8	0	42

23

**JEFF (JEFF) SUTTLE SS, 1VL**  
**6-1, 185 Sophomore from Lafayette, GA**


A reserve safety for the Tigers . . . got a starting nod against Duke when Tim Childers was sidelined with an injury . . . played in 10 games, missing only the N. C. State contest due to the flu . . . had his best game of the year against Virginia when he had five unassisted tackles, two tackles for loss of 14 yards, one of which was a sack for 11 yards, and an interception that he returned for eight yards . . . got a coach's grade of 110 percent for his efforts against the Wahoos . . . had five tackles on two consecutive weeks (Kentucky and Virginia) . . . also had five stops against Wake Forest . . . got a grade of 95 against Kentucky and 90 versus the Deacons . . . had four tackles against Georgia, North and South Carolina . . . recovered a fumble against Georgia . . . broke up four passes during the season, one each against Duke




and Maryland, and two against South Carolina . . . had two tackles against Wofford and Tulane . . . started his career with a mid-air recovery of a Rice fumble and he returned it eight yards . . . saw most of his action in 1980 against Virginia Tech when he went in for Anthony Rose, who had been injured . . . Suttle was in on 56 plays that game and had three tackles, including one for loss . . . played in all 11 games in 1980 to earn a letter his rookie season . . . was an honorable mention All-American at Lafayette High School . . . a first-team all-state choice . . . member of the 1979 state championship track team . . . lettered three times each in basketball and track, but only two years in football . . . has a brother who plays for Tennessee . . . majoring in liberal arts . . . born 2/3/62 in Lafayette, GA.

#### VARSIITY STATISTICS


Year	G	Tot	Hits	Ast	TL	PBU	CF-RF	Sacks
1981	9	36	29	7	2	4	0-1	1-11



**Stockstill**



**Suttle**



**Triplett**

## 82 **DANNY LEN (DANNY) TRIPLETT LB, 2VL** 6-4, 224 Junior from Boone, NC

Fourth leading tackler on the Clemson team behind three All-American players (Davis, Kinard and Bryant) . . . started the first 10 games at linebacker before a knee injury suffered in the final plays of the Maryland game limited his service . . . had 81 tackles this season, including four for negative yardage . . . had his best game of the season against Georgia as he graded out at 120 percent, the highest grade of his career . . . had 11 tackles against Herschel Walker and the gang and was named ACC Defensive Lineman-of-the-Week for his performance . . . also honored by State media in the same game . . . had a career high 12 tackles the very next game against Kentucky . . . had an interception and a broken up pass in that game . . . had eight tackles, including two for minus yardage against Virginia . . . had his finest game in the last half of the season against North Carolina when he had 11 stops, it was his third double-figure tackle effort of the season . . . played in Jeff Davis' shadow most of the season . . . played sparingly against South Carolina, but did have two big pass deflections . . . had three caused fumbles this season, second best total on the team . . . caused four as a sophomore as a reserve, so with seven caused fumbles in two seasons, it is apparent that Triplett can stick his opponent . . . had 45 tackles as the third linebacker in during the 1980 season . . . had a high of nine tackles in the Western Carolina game . . . appeared in 10 games as a freshman in 1979, he performed with the special teams for the most part



... 1978 North Carolina Lineman-of-the-Year . . . had over 200 tackles his senior year . . . during his career in high school he had 13 fumble recoveries and 23 quarterback sacks . . . played for Bill Mauldin at Watauga High School . . . majoring in recreation and park administration . . . born 3/15/60 in Boone, NC.

#### VARSITY STATISTICS

Year	G	Tot	Hits	Ast	TL	PBU	CF-RF	Sacks
1979	10	4	3	1	0	1	0-0	0-0
1980	11	45	30	15	2	1	4-0	0-0
1981	11	81	50	31	4	3	3-0	1-2
TOTALS	32	130	83	47	6	5	7-0	1-2

## 22 PERRY WARREN (PERRY) TUTTLE WR, 3VL 6-0, 180 Senior from Winston-Salem, NC

First-team All-American according to Newspaper Enterprise Alliance (NEA) and **Sporting News** this year . . . holds many receiving records at Clemson . . . all-time leader in career receptions, reception yards, single-season yardage, and most yards receiving by a freshman, sophomore and junior . . . overall, Tuttle holds nine Clemson records in receiving . . . has caught at least one pass in his last 31 games coming into the Orange Bowl . . . All-Atlantic Coast Conference choice the last two seasons . . . led the ACC in receptions in 1980 and finished 2nd this season . . . came on strong at the end of this season as he had 23 receptions over the last four games . . . had his season high in receptions against Maryland when he caught 10 for 151 yards . . . broke Jerry Butler's record for career receptions in this game, and had two touchdown passes . . . he missed setting the single-game mark for receptions by one catch . . . had 161 yards in reception yardage against Wake Forest when he had seven receptions . . . the 161 yards were only two yards away from the single game mark . . . has recorded three of the top nine reception games in Clemson history, and four of the top nine reception yardage games in Clemson history . . . ranked in the top 30 in receptions in the nation with 47, he had 53 to rank 13th last season . . . had five receptions for 57 yards and the only touchdown of the Georgia game . . . had five receptions for 86 yards and a TD against Duke . . . established the Clemson mark for career reception yardage with a 25-yard TD catch against Wake Forest this year . . . tied the single season touchdown reception mark with seven this season . . . has 16 for his career, the second highest total in Clemson history . . . was ranked fifth in the country among active players in career receptions coming into this season . . . a preseason All-American according to **Street & Smith** magazine . . . honorable mention All-American at Clemson his junior season when he set a Clemson record for receiving yardage in a season with 915 yards . . . had 140 yards in receiving against Virginia Tech that year and had a career high tying 10 receptions against Wake Forest . . . caught at least one touchdown pass against Wake Forest all four seasons . . . always a threat for the bomb, Tuttle has had five receptions for over 60 yards in his career . . . had two touchdown passes for over 75 yards this season . . . has led Clemson in receiving the last three seasons . . . had 36 catches as a sophomore, including eight in the Peach Bowl against Baylor in 1979 . . . has played well in two previous bowl games, he had three catches against Ohio State in the Gator Bowl when Butler was injured, so he has had 11 catches for 149 yards in two bowl games combined . . .



caught a 42-yard pass for a touchdown from Steve Fuller that year in a game against Wake Forest . . . played scholastically at North Davidson High School . . . runs the 40 in 4.42 on grass, fastest on the team . . . majoring in administrative management . . . born 8/2/59 in Lexington, NC.

#### VARSITY STATISTICS

Year	G	No	Receiving		TD	LG
			Yds	Avg		
1978	11	9	192	21.3	1	42
1979	12	36	544	15.1	4	81
1980	11	53	915	17.3	4	63
1981	11	47	827	17.6	7	80
TOTALS	45	145	2478	17.1	16	81

## 80 JAMES EDWARD (JIM) WURST TE, 1VL 6-4, 210 Junior from Atlanta, GA

A reserve tight end who is invaluable as a blocker . . . saw action in eight games in 1981 . . . was in for 48 plays against Maryland, and he got a coach's grade of 72 for his work . . . was in on 71 plays against Tulane, and got a grade of 70 percent . . . high game grade-wise was his 82 percent on 28 plays against Virginia . . . is listed as Bubba Diggs' back-up at tight end . . . caught a pass for six yards in the 1981 Orange & White game . . . played in six games in 1980 . . . saw limited action in 1979 . . . was the starting tight end for the Orange in the spring game that year . . . had an outstanding high school career at Lakeside High School . . . caught 30 passes for over 600 yards . . . named to the all-county team his senior year . . . chosen the outstanding athlete at his high school . . . majoring in agricultural engineering . . . born 4/24/61 in Valdosta, GA.



**Tuttle**  
**ALL-AMERICAN**



**Wurst**

### ORANGE PANTS?

There have been no indications of a uniform change on the part of the Tigers for the Orange Bowl, but in case you wondered, Clemson wore orange pants for two games this season. The Tigers wore orange in the 13-3 win over Georgia and the 21-7 triumph over Maryland. The latter contest gave Clemson the ACC title. The only other time Clemson has worn orange pants took place against South Carolina in the season finale of the 1980 season. Clemson won that one 27-6 so the Tigers have given up only one touchdown and own a 3-0 record in orange pants.



# 1981 CLEMSON FOOTBALL STATS

## ACC CHAMPS (11-0 Overall, 6-0 in ACC)

TEAM STATISTICS	Clemson	Opp
TOTAL OFFENSE	4409	2767
Total Plays	836	759
Yards Per Play	5.3	3.6
Yards Per Game	400.8	251.5
NET YARDS RUSHING	2822	976
Attempts	653	425
Yards Per Rush	4.3	2.3
Yards Per Game	256.5	88.7
PASSING YARDS	1587	1791
Attempts	183	332
Completions	101	158
Had Intercepted	9	23
Completion Percentage	.552	.476
Yards Per Attempt	8.7	5.4
Yards Per Completion	15.7	11.3
Yards Per Game	144.3	162.8
PUNTING YARDS	1878	2846
Number of Punts	45	71
Average Punt	41.7	40.1
Had Blocked	1	1
Net Punting	39.2	36.4
PUNT RETURN YARDS	265	115
Number of Returns	34	14
Average Return	7.8	8.2
INTERCEPTION RETURN YARDS	190	87
Number of Interceptions	23	9
Average Return	8.3	9.7
TOTAL RETURN YARDS	455	202
KICKOFF RETURN YARDS	359	566
Number of Returns	18	32
Average Return	19.9	17.7
TOTAL FIRST DOWNS	237	188
By Rushing	154	69
By Passing	76	103
By Penalty	7	16
PENALTIES	73-677	53-388
FUMBLES	27-14	33-16
TOTAL TURNOVERS	23	39
QB SACKS BY	43-354	12-75
Time of Possession	353:03	306:57
Third Down Conversions	80-169	57-161

TEAM SCORING	Clemson	Opp
TOTAL POINTS	316	90
Points Per Game	28.7	8.2
Touchdowns	41	9
By Rushing	31	3
By Passing	9	5
By Recovery	1	0
Field Goals	11-19	8-12
Safeties	0	2
PAT-Kick	37-40	8-8
PAT-Pass	0-1	0-0
PAT-Run	0-0	0-1

## SCORING BY QUARTERS

	1st	2nd	3rd	4th	Total
CLEMSON	43	127	86	60	316
Opponents	32	15	22	21	90



# **QUARTERBACKS' TOTAL OFFENSE**

	Plays		Yds		Yds/P		TDR		Yds/G
Jordan	326		1936		5.9		14		176.0
Gasque	13		100		7.7		1		16.7
<b>RUSHING</b>	<b>G</b>	<b>TC</b>	<b>Gain</b>	<b>Lost</b>	<b>Net</b>	<b>Avg</b>	<b>TD</b>	<b>LG</b>	
Austin, TB	11	156	814	12	802	5.2	8	77	
C. McSwain, TB	11	132	681	13	668	5.1	7	30	
Jordan, QB	11	152	581	141	440	2.9	6	30	
McCall, FB	9	84	410	1	409	4.9	5	24	
Mack, FB	11	71	283	11	272	3.8	2	13	
Crite, FB	11	23	91	4	87	3.8	1	17	
Crawford, TB	3	2	78	0	78	39.0	1	72	
Holloman, TB	4	11	63	0	63	5.7	1	12	
Vereen, FB	3	6	26	0	26	4.3	0	8	
Tuttle, WR	11	3	24	3	21	7.0	0	22	
Parete, QB	11	5	13	6	7	1.4	0	7	
Gasque, QB	6	5	9	0	9	1.8	0	3	
TEAM	11	3	0	60	—60				
CLEMSON	11	653	3073	251	2822	4.3	31	77	
Opponents	11	425	1442	476	976	2.3	4	21	
<b>PASSING</b>	<b>Att</b>	<b>Comp</b>	<b>Int</b>	<b>Yds</b>	<b>Pct</b>	<b>TD</b>	<b>LG</b>		
Jordan	174	96	8	1496	.552	8	80		
Gasque	8	5	0	91	.625	1	42		
Austin	1	0	1	0	.000	0	—		
CLEMSON	183	101	9	1587	.552	9	80		
Opponents	332	158	23	1791	.475	5	30		
<b>RECEIVING</b>	<b>G</b>	<b>Rec</b>	<b>Yds</b>	<b>Avg</b>	<b>TD</b>	<b>LG</b>			
Tuttle, WR	11	47	827	17.6	7	80			
Magwood, WR	11	16	303	18.9	1	41			
Gaillard, WR	9	16	192	12.0	1	24			
Diggs, TE	11	7	78	11.1	0	24			
Stockstill, WR	11	4	81	20.3	0	42			
Alley, WR	6	4	51	12.8	0	18			
Mack, FB	11	3	23	7.7	0	11			
Austin, TB	11	2	18	9.0	0	10			
C. McSwain, TB	11	2	14	7.0	0	14			
CLEMSON	11	101	1587	15.7	9	80			
Opponents	11	158	1791	11.3	4	30			
<b>RETURNS</b>	<b>Punts</b>	<b>Kickoffs</b>	<b>Intercepts</b>						
	<b>No-Yds-LG</b>	<b>No-Yds-LG</b>	<b>No-Yds-LG</b>						
B. Davis	31-217-42								
K. Brown	2-20-14								
Tuttle		10-216-38							
Austin		2-34-17							
Mack		2-45-25							
Crite		2-29-20							
McCall		1-16-16							
Holloman		1-19-19							
Kinard							6-51-19		
Hall							5-55-28		
Rembert							2-15-11		
Childers							3-13-9		
Rose							2-11-8		
Suttle							1-8-8		
Triplett							1-5-5		
R. McSwain	1-28-28						1-0-0		
CLEMSON	34-265-42		18-359-38				23-191-28		
Opponents	14-115-19		32-566-33				9-87-27		
<b>Scoring</b>	<b>TDS (R-P-Rec)</b>	<b>SAF</b>	<b>PAT</b>	<b>FG-FGA</b>	<b>TP</b>				
Austin, TB	8	8-0-0							48
Paulling			33-34	4-6					45



C. McSwain, TB	7	7-0-0					42
Tuttle, WR	7	0-7-0					42
Jordan, QB	6	6-0-0					36
McCall, FB	5	5-0-0					30
Igwebuike PK				1-1	7-13		22
Mack, FB	2	2-0-0					12
Magwood, WR	1	0-1-0					6
Crite, TB	1	1-0-0					6
Holloman, TB	1	1-0-0					6
Crawford, TB	1	1-0-0					6
Gaillard, WR	1	0-1-0					6
Rembert, LB	1	0-0-1					6
L. Brown, PK				3-5			3
CLEMSON	41	31-9-1	0	37-40	11-19		316
Opponents	9	4-5-0	2	8-8	8-12		90
<b>PUNTING</b>	<b>No-Yds</b>	<b>Avg</b>	<b>+50</b>	<b>Ret</b>	<b>HB</b>	<b>LP</b>	<b>Net</b>
Hatcher	40-1727	43.2	12	14-115	1	64	40.3
Hendley	4-151	37.8	0	0-0	0	43	37.8
TEAM	1-0						
CLEMSON	45-1878	41.7	12	14-115	1	64	39.2
Opponent	71-2846	40.1	12	34-265	1	59	36.4
<b>FGs</b>	<b>0-20</b>	<b>21-29</b>	<b>30-39</b>	<b>40-49</b>	<b>+50</b>	<b>Tot</b>	<b>LK</b>
Paulling	1-1	1-3	2-2	0-0	0-0	4-6	37
Igwebuike	0-0	2-2	4-5	0-3	1-3	7-13	52
CLEMSON	1-1	3-5	6-7	0-3	1-3	11-19	52

## DEFENSIVE STATISTICS

PLAYER	GP-GS	TOT	HITS	AST	TL-YDS	SACKS
J. Davis, LB	11-11	161	111	50	10-37	4-27
Kinard, FS	11-11	92	72	20	1-5	
Bryant, DT	11-11	87	67	20	19-74	8-61
Triplett, LB	11-10	81	50	31	4-7	1-2
Benish, DT	10-10	59	43	16	10-39	2-15
Hall, DB	11-11	48	37	11	2-3	
Headen, DE	11-11	48	31	17	4-26	4-26
Perry, MG	11-3	46	33	13	9-50	4-44
Childers, SS	10-9	39	25	14	2-14	1-10
Suttle, SS	9-1	36	29	7	2-14	1-11
Smith, DE	9-6	32	15	17	4-37	4-37
Devane, MG	11-8	31	24	7	4-30	4-30
Richardson, DE	11-0	24	10	14		
R. McSwain, DB	11-0	24	18	6	1-1	
Rose, DB	11-11	24	16	8	1-5	1-5
Glenn, DE	11-5	20	13	7	6-38	5-36
Rembert, LB	11-1	20	17	3	1-5	
Ray Brown, DT	10-1	18	14	4	2-15	1-14
Pickett, DE	10-0	13	8	5	2-20	2-20
B. Davis, FS	11-0	12	9	3		
Scott, DT	8-0	11	9	2	1-8	1-8
Cheek, LB	10-0	10	7	3	1-3	
Lindsey, LB	10-0	7	3	4		
Martin, DB	11-0	6	3	3		
Roy Brown, DE	10-0	5	4	1		
Milton, DE	2-0	3	2	1		
Meeks, LB	3-0	3	2	1		
Watson, CB	3-0	3	0	3		
McLellan, MG	3-0	3	1	2		
Arrington, DB	11-0	3	3	0		
Herman, DT	1-0	2	1	1		
K. Brown, SS	7-1	1	0	1		
Anthony, MG	6-0	1	0	1		
Learn, DB	8-0	1	0	1		
Berlin, DT	1-0	1	0	1	1-8	1-8

PBU's (52) Hall 9, Headen 7, Kinard 6, J. Davis 5, Childers 5, Suttle 4, Rose 3, Ray Brown 2, Rembert 2, Bryant 2, Triplett 3, Glenn 1, R. McSwain 1, Benish 1, B. Davis 1. RECOVERED FUMBLES (16) J. Davis 3, Perry 2, Bryant 2, Suttle 1, Glenn 1, Pickett 1, Ray Brown 1, Smith 1, Headen 1, Hall 1, Benish 1, Rose 1. BLOCKED KICKS (1) R. McSwain. CAUSED FUMBLES (16) J. Davis 4, Triplett 3, Bryant 2, Ray Brown 1, Smith 1, Kinard 1, Scott 1, Benish 1, Perry 1, Devane 1.



# 1981 INDIVIDUAL GAME BY GAME CLEMSON PERFORMANCES

CUMULATIVE INDIVIDUAL GAME BY GAME CLEMSON PERFORMANCES											
RUSHING	Wofford AT-YDS-TD	Tulane AT-YDS-TD	Georgia AT-YDS-TD	Kentucky AT-YDS-TD	Virginia AT-YDS-TD	Duke AT-YDS-TD	N. C. State AT-YDS-TD	W. Forest AT-YDS-TD	UNC AT-YDS-TD	Maryland AT-YDS-TD	USC AT-YDS-TD
Austin	18-95-0	17-60-1	8-16-0	11-28-0	14-89-2	19-178-2	14-75-1	13-101-2	10-39-0	15-55-0	17-66-0
C. McSwain	9-50-1	8-16-0	4-12-0	20-107-1	14-71-0	11-47-0	10-45-0	15-90-3	8-31-0	8-48-0	25-151-2
Jordan	9-58-2	19-43-0	25-59-0	14-40-1	6-7-0	14-47-1	21-104-0	4-30-1	17-(—15)-0	11-42-0	12-25-1
McCall	8-57-1	16-50-0	12-32-0	1-2-0	7-36-1	9-25-0	7-46-1	8-77-1	16-84-1	DNP	DNP
Mack	5-22-0	5-24-0	7-8-0	7-31-1	7-29-0	2-12-0	7-34-0	2-22-1	9-29-0	18-54-0	2-7-0
RECEIVING	Wofford PC-YDS-TD	Tulane PC-YDS-TD	Georgia PC-YDS-TD	Kentucky PC-YDS-TD	Virginia PC-YDS-TD	Duke PC-YDS-TD	N. C. State PC-YDS-TD	W. Forest PC-YDS-TD	UNC PC-YDS-TD	Maryland PC-YDS-TD	USC PC-YDS-TD
Tuttle	4-134-1	4-50-0	5-57-1	1-5-0	3-59-0	5-86-1	2-22-0	7-161-2	3-56-0	10-151-2	3-46-0
Magwood	2-34-1	2-40-0	3-43-0	1-18-0	2-57-0	1-22-0	-----	2-39-0	-----	3-50-0	0-0-0
Gaillard	2-18-0	1-24-0	DNP	DNP	1-15-0	3-40-0	1-21-0	-----	4-21-0	2-30-1	2-17-0
Diggs	-----	-----	-----	1-24-0	3-30-0	1-5-0	-----	1-10-0	-----	1-9-0	0-0-0
PASSING	Wofford COM-AT-YDS	Tulane COM-AT-YDS	Georgia COM-AT-YDS	Kentucky COM-AT-YDS	Virginia COM-AT-YDS	Duke COM-AT-YDS	N. C. State COM-AT-YDS	W. Forest COM-AT-YDS	UNC COM-AT-YDS	Maryland COM-AT-YDS	USC COM-AT-YDS
Jordan	7-15-177	7-15-114	11-18-135	4-11-55	9-16-161	13-19-198	3-14-43	8-14-180	7-10-85	20-29-270	7-13-80
Gasque	1-1-9	0-1-0	DNP	DNP	0-1-0	1-1-42	0-0-0	3-4-40	DNP	DNP	DNP
TOT. OFF.	Wofford PL-YDS-TDR	Tulane PL-YDS-TDR	Georgia PL-YDS-TDR	Kentucky PL-YDS-TDR	Virginia PL-YDS-TRD	Duke PL-YDS-TDR	N. C. State PL-YDS-TDR	W. Forest PL-YDS-TDR	UNC PL-YDS-TDR	Maryland PL-YDS-TDR	USC PL-YDS-TDR
Jordan	24-235-4	34-157-0	43-194-1	25-95-1	22-168-0	33-245-2	35-147-0	18-210-2	27-68-0	40-312-3	25-105-1



# GAME-BY-GAME INDIVIDUAL DEFENSIVE STATS

	Wofford TOT-FH-AST	Tulane TOT-FH-AST	Georgia TOT-FH-AST	Kentucky TOT-FH-AST	Virginia TOT-FH-AST	Duke TOT-FH-AST	N. C. State TOT-FH-AST	W. Forest TOT-FH-AST	UNC TOT-FH-AST	Maryland TOT-FH-AST	USC TOT-FH-AST
J. Davis	13-8-5	20-10-10	11-9-2	13-11-2	11-9-2	18-9-9	19-15-4	10-7-3	15-10-5	16-10-6	15-13-2
Kinard	11-10-1	12-10-2	6-6-0	6-6-0	6-4-2	11-9-2	5-4-1	8-4-4	9-5-4	9-7-2	6-6-0
Bryant	11-5-6	7-6-1	5-4-1	6-5-1	9-8-1	7-7-0	12-8-4	2-2-0	9-8-1	7-5-2	12-9-3
Triplett	6-4-2	8-4-4	11-7-4	12-8-4	8-3-5	8-5-3	4-2-2	7-7-0	11-8-3	4-1-3	2-1-1
Perry	7-4-3	5-4-1	1-1-0	4-3-1	3-1-2	3-3-0	5-3-2	4-3-1	5-4-1	4-4-0	5-3-2
Devane	7-6-1	5-3-2	1-0-1	3-2-1	1-1-0	4-4-0	1-1-0	1-0-1	2-2-0	2-1-1	4-4-0
Headen	6-4-2	6-2-4	1-0-1	5-4-1	4-3-1	6-5-1	7-4-3	3-1-2	4-3-1	3-2-1	3-3-0
Benish	1-1-0	9-6-3	5-3-2	7-6-1	8-6-2	3-2-1	10-6-4	2-2-0	8-6-2	DNP	4-3-1
Hall	4-3-1	5-4-1	10-6-4	5-4-1	3-2-1	7-7-0	4-3-1	2-1-1	5-5-0	1-0-1	2-2-0
Childers	4-3-1	2-1-1	9-5-4	5-4-1	8-4-4	DNP	2-0-2	3-3-0	3-3-0	3-2-1	0-0-0
Rose	1-1-0	0-0-0	2-1-1	2-2-0	2-2-0	2-1-1	5-1-4	2-1-1	2-2-0	1-1-0	5-4-1
Pickett	0-0-0	6-3-3	1-1-0	1-1-0	0-0-0	1-1-0	0-0-0	0-0-0	0-0-0	0-0-0	3-2-1
B Smith	DNP	DNP	5-3-2	3-1-2	4-1-3	4-1-3	4-1-3	0-0-0	3-2-1	4-1-3	5-5-0
Glenn	0-0-0	2-2-0	2-1-1	1-1-0	1-0-1	2-2-0	0-0-0	3-1-2	3-3-0	2-2-0	2-2-0
Suttle	2-2-0	2-1-1	4-3-1	5-5-0	5-5-0	4-4-0	DNP	5-4-1	4-3-1	1-0-1	4-2-2
Richardson	2-1-2	1-1-0	2-0-2	0-0-0	0-0-0	3-1-2	2-0-2	2-1-1	7-5-2	2-1-1	2-0-2
R. McSwain	3-1-2	1-1-0	5-3-2	1-1-0	2-2-0	3-2-1	2-2-0	0-0-0	3-2-1	1-1-0	3-3-0



# GAME BY GAME TEAM STATS (Clemson Totals Listed on Top)

64

	Wofford	Tulane	Georgia	Kentucky	Virginia	Duke	N. C. State	Wake	UNC	MD	USC
Total Offense	471	275	236	278	426	563	347	756	254	469	334
	293	177	255	217	237	325	201	357	263	236	205
Total Plays	70	83	75	69	70	79	73	87	71	81	77
	74	64	66	70	65	64	63	75	72	75	71
Yds. Per Play	6.7	3.3	3.1	4.0	6.1	7.1	4.8	8.7	3.6	5.8	4.3
	4.0	2.7	3.9	3.1	3.6	5.0	3.2	4.8	3.7	3.1	2.9
Rushing Yds.	282	161	101	223	265	323	304	536	171	199	254
	165	40	122	49	110	82	87	88	84	44	105
Rushing Att.	54	68	57	58	53	59	59	68	61	52	64
	51	35	40	39	41	36	38	32	42	30	43
Passing Yards	186	114	135	55	161	240	43	220	83	270	80
	128	137	133	168	127	243	114	270	179	192	100
Passing Att.	16	16	18	11	17	20	14	19	10	29	13
	23	29	26	31	24	28	25	43	30	45	28
Pass Comp.	8	7	11	4	9	14	3	11	7	20	7
	11	13	12	15	12	17	11	27	13	18	9
Had Intercepted	2	0	0	0	0	1	3	1	0	1	1
	2	4	5	2	2	3	1	2	0	0	2
% Comp.	.500	.438	.611	.364	.529	.700	.214	.579	.700	.690	.538
	.478	.448	.462	.484	.500	.607	.444	.628	.433	.400	.321
First Downs	21	18	15	17	17	25	21	35	17	28	23
	17	12	16	20	14	23	11	24	16	18	17



Total TDs	6	1	1	3	3	5	2	12	1	3	4
	1	0	0	0	0	1	1	3	0	1	1
Rushing TDs	4	1	0	3	3	4	2	10	1	0	3
	0	0	0	0	0	0	1	1	0	1	1
Passing TDs	2	0	1	0	0	1	0	2	0	3	0
	1	0	0	0	0	1	0	2	0	0	1
Time of Poss.	25:00	33:06	34:43	30:59	31:07	34:02	31:47	32:49	32:52	34:10	31:28
	35:00	26:54	25:17	29:01	28:53	25:58	28:13	29:11	27:08	25:50	28:32
3rd Down Conv.	6-14	9-21	7-19	8-19	6-15	9-13	5-13	12-12	6-17	5-12	6-15
	4-15	7-16	6-13	7-14	9-17	3-9	5-17	1-10	4-15	7-19	3-14
Punts (avg)	4-44.8	3-39.3	7-43.0	6-51.0	4-42.3	3-31.5	4-45.0	0	7-31.4	4-44.0	4-41.5
	8-42.6	6-35.5	4-44.0	5-47.8	7-35.3	3-40.5	9-36.5	6-46.5	7-39.1	8-41.8	8-36.4
Turnovers	3	2	2	0	0	3	5	1	1	3	3
	2	7	9	5	2	5	1	4	2	0	2
Penalties	8-81	6-64	5-55	6-51	6-49	11-83	3-30	5-50	4-30	11-119	8-65
	6-55	4-42	2-16	6-63	3-11	5-45	7-63	4-45	4-40	4-20	8-88
Punt Returns	6-50	1-0	3-3	4-15	3-33	1-9	5-31	3-20	3-43	2-22	3-39
	0-0	1-19	2-19	4-28	2-9	1-5	0-0	0-0	1-19	1-5	2-11
KO Returns	2-63	2-19	0-0	2-32	1-20	3-50	2-29	3-77	1-14	0-0	2-35
	5-89	2-14	1-14	2-34	3-25	2-32	2-24	5-109	3-48	2-37	5-110
Int-Yds	2-21	4-42	5-47	2-5	2-21	3-4	1-5	2-17	0-0	0-0	2-28
	2-6	0-0	0-0	0-0	0-0	1-1	3-52	1-27	0-0	1-1	1-0
Sacks by	4-20	5-48	2-19	5-69	4-28	2-12	1-9	4-39	6-31	5-35	5-44
	0-0	1-4	1-11	2-10	0-0	0-0	1-2	0-0	4-31	1-8	2-9



# STARTING LINEUPS FOR 1981

	WOFFORD	Tulane	GEORGIA	Kentucky	VIRGINIA	Duke	N. C. STATE	WAKE FOREST	North Carolina	MARYLAND	South Carolina
<b>OFFENSE</b>											
TE/WR	Diggs	Diggs	Magwood	Diggs	Diggs	Magwood	Magwood	Diggs	Magwood	Diggs	Butcher
OT	Nanney	Nanney	Nanney	Nanney	Nanney	Nanney	Nanney	Nanney	Nanney	Nanney	Nanney
OG	Clark	Clark	Clark	Clark	Mayberry	Mayberry	Clark	Clark	Clark	Clark	Clark
C	Berryhill	Berryhill	Berryhill	Berryhill	Berryhill	Berryhill	Berryhill	Berryhill	Berryhill	Berryhill	Berryhill
OG	Farr	Farr	Farr	Farr	Farr	Farr	Farr	Farr	Farr	Farr	Farr
OT	Fisher	Fisher	Fisher	Fisher	Fisher	Fisher	Fisher	Fisher	Fisher	Fisher	Fisher
SE	Tuttle	Tuttle	Tuttle	Tuttle	Tuttle	Tuttle	Tuttle	Tuttle	Tuttle	Tuttle	Tuttle
QB	Jordan	Jordan	Jordan	Jordan	Jordan	Jordan	Jordan	Jordan	Jordan	Jordan	Jordan
FB	McCall	McCall	McCall	McCall	Mack	McCall	McCall	McCall	McCall	Mack	Mack
TB	Austin	Austin	Austin	Austin	C. McSwain	Austin	Austin	Austin	Austin	Austin	Austin
FLK/TE	Gaillard	Wurst	Stockstill	Magwood	Wurst	Gaillard	Gaillard	Gaillard	Gaillard	Gaillard	Gaillard
PK	Igwebuike	Igwebuike	Paulling	Igwebuike	Igwebuike	Igwebuike	Igwebuike	Igwebuike	Paulling	Igwebuike	Paulling
<b>DEFENSE</b>											
DE	Glenn	Glenn	Glenn	Glenn	Smith	Smith	Smith	Smith	Glenn	Smith	Smith
DT	Benish	Benish	Benish	Benish	Benish	Benish	Benish	Benish	Benish	Ray Brown	Benish
MG	Devane	Devane	Devane	Devane	Devane	Devane	Perry	Devane	Devane	Perry	Perry
DT	Bryant	Bryant	Bryant	Bryant	Bryant	Bryant	Bryant	Bryant	Bryant	Bryant	Bryant
DE	Headen	Headen	Headen	Headen	Headen	Headen	Headen	Headen	Headen	Headen	Headen
LB	Triplett	Triplett	Triplett	Triplett	Triplett	Triplett	Triplett	Triplett	Triplett	Triplett	Rembert
LB	J. Davis	J. Davis	J. Davis	J. Davis	J. Davis	J. Davis	J. Davis	J. Davis	J. Davis	J. Davis	J. Davis
CB	Hall	Hall	Hall	Hall	Hall	Hall	Hall	Hall	Hall	Hall	Hall
CB	Rose	Rose	Rose	Rose	Rose	Rose	Rose	Rose	Rose	Rose	Rose
SS	Childers	Childers	Childers	Childers	Childers	Childers	Childers	Childers	Childers	Childers	Childers
FS	Kinard	Kinard	Kinard	Kinard	Kinard	Kinard	Kinard	Kinard	Kinard	Kinard	Kinard
P	Hendley	Hatcher	Hatcher	Hatcher	Hatcher	Hatcher	Hatcher	No Punts	Hatcher	Hatcher	Hatcher



# ROAD TO THE ORANGE BOWL

## Sept. 5 Wofford at Clemson

Weather: Partly Cloudy, 83°

Attendance: 59,313

Clemson opened the season with a 45-10 victory over Wofford College, which was substituted in the spring of 1981 after Villanova dropped football. The teams traded field goals in the first quarter before an 80-yard pass from Homer Jordan to Perry Tuttle gave the Tigers the lead for good in the second period. Jordan scored on a 14-yard run before the half and the Tigers added two more touchdowns in the third period. Clemson added another pair of scores in the final period and Wofford scored its only TD in the last quarter. Jordan had 235 yards of total offense in the game.

CLEMSON	3	14	14	14	—	45
WOFFORD	3	0	0	7	—	10

WC—Hairston 24 FG

CU—Igwebuike 52 FG

CU—Tuttle 80 pass from Jordan (Paulling kick)

CU—Jordan 14 run (Paulling kick)

CU—Magwood 11 pass from Jordan (Paulling kick)

CU—Jordan 3 run (Paulling kick)

CU—C. McSwain 5 run (Igwebuike kick)

WC—Derrick 15 pass from Thompson (Hairston kick)

CU—McCall 10 run (Paulling kick)

	CU	WC
First Downs	21	17
Rushes/Yards	54-285	51-165
Passing Yardage	186	128
Total Offense	471	293
Passes	8-16-2	11-23-2
Punts	4-44.8	8-42.6
Fumbles/Lost	3-1	3-0
Penalties/Yards	8-81	6-55

### Individual Rushing (Att-Yds)

CU—Austin (18-95), Jordan (9-58), McCall (8-57)

WC—Lang (18-76), Gaines (15-63), L. Best (4-12)

### Individual Passing (Comp-Att-Int-Yds-TD-Long)

CU—Jordan (7-15-2-177-2-80), Gasque (1-1-0-9-0-9)

WC—Bradshaw (6-13-1-70-0-21), Thompson (3-8-1-28-1-15)

### Individual Receiving (Catches-Yds-TD-Long)

CU—Tuttle (4-134-1-80), Magwood (2-34-1-23),

Gaillard (2-18-0-9)

WC—Derrick (3-45-1-16), Taylor (1-22-0-22), Moore (2-21-0-11)

## Sept. 12 Clemson at Tulane

Weather: Indoors (Louisiana Superdome), 78°

Attendance: 45,736

Clemson had to depend on its defense to beat Tulane. After a field goal and a safety gave the Green Wave a 5-0 first quarter lead, the Tigers scored the only touchdown of the game on a four-yard run by tailback Cliff Austin in the second period. The drive was only 25 yards long, as Joe Glenn recovered a fumble caused by William Devane. Clemson added two field goals by Bob Paulling of 31 and 37 yards in the fourth quarter for the final margin. The Tiger defense showed its best in Tulane's last possession, as the Green Wave had a 4th and 40 at the Tulane 11.

CLEMSON	0	7	0	6	—	13
TULANE	5	0	0	0	—	5



TU—Manella 46 FG

TU—Safety, Hatcher falls on bad snap in the end zone

CU—Austin 4 run (Paulling kick)

CU—Paulling 31 FG

CU—Paulling 37 FG

	CU	TU
First Downs	18	12
Rushes/Yards	68-161	35-40
Passing Yardage	114	137
Total Offense	275	177
Passes	7-16-0	13-29-4
Punts	3-39.3	6-35.5
Fumbles/Lost	3-2	4-3
Penalties/Yards	6-64	4-42

#### Individual Rushing (Att-Yds)

CU—Austin (17-60), McCall (16-50), Jordan (19-43)

TU—Lewis (15-50), Reginelli (6-15), Robinson (2-5)

#### Individual Passing (Comp-Att-Int-Yds-TD-Long)

CU—Jordan (7-15-0-114-0-27), Gasque (1-0-0-0-0-0)

#### Individual Receiving (Catches-Yds-TD-Long)

CU—Tuttle (4-50-0-16), Magwood (2-40-0-27),  
Gaillard ((1-24-0-24)

TU—Franz (5-65-0-23), Lewis (2-18-0-12),  
Robinson (2-16-0-12)

### Sept. 19 Georgia at Clemson

Weather: Clear, 69°

Attendance: 62,466

Clemson forced the defending national champions into nine turnovers, including five interceptions on the way to a 13-3 victory. An interception by Tim Childers set up the game's only touchdown, an eight-yard pass from Homer Jordan to Perry Tuttle. Donald Igwebuike kicked a 39-yard field goal before the half, and a 29-yard boot in the fourth period to cap the scoring. The Bulldogs scored a field goal on their first possession of the second half to get their points. The Tigers got their first ranking of the year after the game, 19th in AP and 18th in UPI. Georgia was fourth ranked coming into the game and it was the highest ranked team Clemson has ever beaten.

CLEMSON	0	10	0	3	—	13
GEORGIA	0	0	3	0	—	3

CU—Tuttle 8 pass from Jordan (Paulling kick)

CU—Igwebuike 39 FG

UGA—Butler 40 FG

CU—Igwebuike 29 FG

	CU	UGA
First Downs	15	16
Rushes/Yards	57-101	40-122
Passing/Yards	135	133
Total Offense	236	255
Passes	11-18-0	12-26-5
Punts	7-43.0	4-44.0
Fumbles/Lost	4-2	5-4
Penalties/Yards	5-55	2-16

#### Individual Rushing (Att-Yds)

CU—Jordan (25-59), McCall (12-32), Austin (8-16)

UGA—Walker (28-111), Stewart (2-8), Young (2-8)

#### Individual Passing (Comp-Att-Int-Yds-TD-Long)

CU—Jordan (11-18-0-135-1-19)

UGA—Belue (12-26-5-133-0-18)



**Individual Receiving (Catches-Yds-TD-Long)**

CU—Tuttle (5-57-1-19), Magwood (3-43-0-17), Alley (2-31-0-18)

UGA—N. Brown (3-34-0-18), Scott (3-32-0-14), Kay (2-26-0-17)

**Oct. 3 Clemson at Kentucky**

(Regional TV)

Weather: Sunny, 63°

Attendance: 57,453

Kentucky completely stymied the Clemson offense in the first half and led 3-0 at intermission. However, the Tigers took the second half kickoff and drove 83 yards in 13 plays and Kevin Mack scored from 11 yards out. Clemson took advantage of a Wildcat fumble on the next possession, and Homer Jordan scored from the three. Chuck McSwain scored the final points on a 3-yard scamper after a 94-yard drive that consumed nearly six minutes. Clemson's defense held Kentucky to 97 yards in the second half while the Tiger offense amassed 213 of their own. The Tigers, who had moved to 14th in both polls after an open date, now moved into the Top Ten, ranked 9th in AP and 10th in UPI.

CLEMSON	0	0	14	7	—	21
KENTUCKY	3	0	0	0	—	3

UK—Griggs 40 FG

CU—Mack 11 run (Paulling kick)

CU—Jordan 3 run (Paulling kick)

CU—McSwain 3 run (Paulling kick)

	CU	UK
First Downs	17	20
Rushes/Yards	58-223	39-49
Passing Yardage	55	168
Total Offense	278	217
Passes	4-11-0	15-31-2
Punts	6-51.0	5-47.8
Fumbles/Lost	1-0	4-3
Penalties Yards	6-51	6-63

**Individual Rushing (Yds-Att)**

CU—C. McSwain (20-107), Jordan (14-40), Mack (7-31)

UK—Abraham (18-55), Adams (9-33), Henry (5-10)

**Individual Passing (Comp-Att-Int-Yds-TD-Long)**

CU—Jordan (4-11-0-55-0-24)

UK—Jenkins (15-30-2-168-0-23), Henry (1-0-0-0-0-0)

**Individual Receiving (Catches-Yds-TD-Long)**

CU—Diggs (1-24-0-24), Magwood (1-18-0-18), Austin (1-8-0-8)

UK—Massie (7-107-0-23), Adams (3-28-0-14),

Watson (2-18-0-14)

**Oct. 10 Virginia at Clemson**

Weather: Rain, 59°

Attendance: 63,064

Clemson opened its Atlantic Coast Conference schedule against Virginia, a team that had never beaten the Tigers in 20 attempts. Donald Igwebuike got the Tigers' Homecoming game started with a 22-yard field goal and Cliff Austin scored from 42 yards out to give Clemson a 10-0 halftime lead. The Tigers added two third quarter touchdowns, one coming on a five-yard run by Jeff McCall and another Austin score from the one to up the Tiger lead to 24-0 at the end of the third quarter. Igwebuike added a 32-yard field goal in the final stanza to complete the scoring. On the day, the Tigers ran up 426 yards of total offense. Clemson continued its climb in the polls after the shutout by moving to sixth in AP and seventh in the UPI tally.



CLEMSON	3	7	14	3	—	27
VIRGINIA	0	0	0	0	—	0

CU—Igwebuike 22 FG

CU—Austin 42 run (Paulling kick)

CU—McCall 5 run (Paulling kick)

CU—Austin 1 run (Paulling kick)

CU—Igwebuike 32 FG

	CU	UVA
First Downs	17	14
Rushes/Yards	53-265	41-110
Passing Yardage	161	127
Total Offense	426	237
Passes	9-17-0	12-24-2
Punts	4-42.3	7-35.3
Fumbles/Lost	0-0	3-0
Penalties/Yards	6-49	3-11

#### Individual Rushing (Att-Yds)

CU—Austin (14-89), McSwain (14-71), McCall (7-36)

UVA—Jenkins (11-41), Whitehead (13-24), Taylor (11-22)

#### Individual Passing (Comp-Att-Yds-Int-Yds-TD-Long)

CU—Jordan (9-16-0-161-0-41), Gasque (1-0-0-0-0-0)

#### Individual Receiving (Catches-Yds-TD-Long)

CU—Tuttle (3-59-0-23), Magwood (2-57-0-41), Diggs (3-30-0-14)

UVA—Johnson (2-34-0-22), Riccio (2-29-0-19),

Fears (1-12-0-12)

### Oct. 17 Clemson at Duke

Weather: Sunny, 63°

Attendance: 26,000

Clemson had its most productive first half of the season, to date, while the defense limited the Blue Devils to just three. The Tigers added two third-quarter scores but Duke also passed for a touchdown, marking the first time in 18 quarters that Clemson had given up a six-pointer. The Tigers' offense rolled up 563 yards on the afternoon, with quarterback Homer Jordan gaining 245. The main cog in the Clemson rushing game, however, was tailback Cliff Austin, who had 178 yards rushing on 19 carries, including one gallop for 77 yards. Austin also scored on runs of 15 and two yards. With the win, the Tigers moved to fourth in the AP poll and fifth in UPI.

CLEMSON	7	17	14	0	—	38
DUKE	0	3	7	0	—	10

CU—Crite 4 run (Paulling kick)

CU—Paulling 20 FG

CU—Austin 15 run (Paulling kick)

CU—Jordan 1 run (Paulling kick)

DU—McKinney 29 FG

CU—Austin 2 run (Paulling kick)

DU—Jones 21 pass from Bennett (McKinney kick)

CU—Tuttle 29 pass from Jordan (Paulling kick)

	CU	DU
First Downs	25	23
Rushes/Yards	59-323	36-82
Passing Yardage	240	243
Total Offense	563	325
Passes	14-20-1	17-28-3
Punts	2-31.5	3-40.5
Fumbles/Lost	2-2	3-2
Penalties/Yards	11-83	5-45



**Individual Rushing (Att-Yds)**

CU—Austin (19-178), Jordan (14-47), C. McSwain (11-47)

DU—Grayson (18-51), Bennett (11-25), Boone (1-4)

**Individual Passing (Comp-Att-Int-Yds-TD-Long)**

CU—Jordan (13-19-1-198-1-29), Gasque (1-1-0-42-0-42)

DU—Bennett (17-25-1-243-1-25), R. Frederick (1-0-1-0-0-0),  
Salley (1-0-1-0-0-0)**Individual Receiving (Catches-Yds-TD-Long)**

CU—Tuttle (5-86-0-24), Stockstill (3-75-0-42),

Gaillard (3-40-0-18)

DU—R. Frederick (7-126-0-25), Jones (5-74-1-21),

Militello (1-14-0-14)

**Oct. 24 N. C. State at Clemson**

Weather: Partly Cloudy, 48°

Attendance: 62,727

N. C. State scored the first rushing touchdown of the season on the Tigers on a 13-yard run by Larmount Lawson on the Wolfpack's second drive. Clemson came right back, though, with a 39-yard field goal by Donald Igwebuike, and the Tigers took the lead in the second period by putting together a 10-play, 65-yard drive that saw Cliff Austin go over from the one. Jeff McCall locked up the game with his 15-yard touchdown with 8:30 left in the game. Jordan had the best rushing day of his career with 104 yards on 21 carries. The Tigers received their highest ranking ever after this game, as they moved to third in the writers' poll and fourth in the coaches'.

CLEMSON	3	7	0	7	—	17
N. C. STATE	7	0	0	0	—	7

NCSU—Lawson 13 run (Auten kick)

CU—Igwebuike 39 FG

CU—Austin 1 run (Paulling kick)

CU—McCall 15 run (Paulling kick)

	CU	NCSU
First Downs	21	11
Rushes/Yards	59-304	38-87
Passing Yardage	43	114
Total Offense	347	201
Passes	3-13-3	11-25-1
Punts	4-45.0	9-36.5
Fumbles/Lost	3-2	1-0
Penalties/Yards	3-30	7-63

**Individual Rushing (Att-Yds)**

CU—Jordan (21-104), Austin (14-75), McCall (7-46)

NCSU—McIntosh (15-39), Lawson (11-36), Sullivan (5-12)

**Individual Passing (Comp-Att-Int-Yds-TD-Long)**

CU—Jordan (3-14-3-43-0-21)

NCSU—Avery (9-21-1-94-0-15), Laraway (2-4-0-20-0-17)

**Individual Receiving (Catches-Yds-TD-Long)**

CU—Tuttle (2-22-0-17), Gaillard (1-21-0-21)

NCSU—Quick (5-72-0-17), McIntosh (2-17-0-12),  
Longmire (1-10-0-10)**Oct. 31 Wake Forest at Clemson**

Weather: Cloudy, 58°

Attendance: 60,383

Wake Forest brought a potent passing attack to Clemson, but this was to be the greatest offensive day in Tiger history. The 82-24 win set 10 Clemson records and tied three others, broke four conference records, and three stadium marks were set. The 82 points were the third highest in Clemson



history and the most ever by an ACC team. Clemson had 536 yards rushing, 756 yards of total offense and the two teams had 1,107 yards in combined total offense. Eleven different players had rushing yardage and nine different players scored, including three touchdowns by Chuck McSwain and two by Cliff Austin. The Tigers again moved up in the polls, this week to second in AP and third in UPI.

CLEMSON	14	35	20	13	—	82
WAKE FOREST	7	7	3	7	—	24

CU—Austin 4 run (Paulling kick)

CU—Austin 3 run (Paulling kick)

WFU—Duckett 17 pass from Schofield (Denfeld kick)

CU—C. McSwain 1 run (Paulling kick)

CU—Mack 10 run (Paulling kick)

CU—Jordan 7 run (Paulling kick)

CU—McCall 24 run (Paulling kick)

CU—McSwain 16 run (Paulling kick)

WFU—Cunningham 1 run (Denfeld kick)

CU—Tuttle 75 pass from Jordan (Kick failed)

WFU—Denfeld 22 FG

CU—Tuttle 25 pass from Gasque (L. Brown kick)

CU—C. McSwain 12 run (L. Brown kick)

CU—Holloman 3 run (L. Brown kick)

CU—Crawford 72 run (Kick failed)

WFU—Duckett 5 pass from Schofield (Denfeld kick)

	CU	WFU
First Downs	35	24
Rushes/Yards	68-536	32-88
Passing Yardage	220	270
Total Offense	756	351
Passes	11-19-1	27-42-2
Punts	None	6-46.5
Fumbles/Lost	0-0	3-2
Penalties/Yards	5-50	4-45

#### Individual Rushing (Att-Yds)

CU—Austin (13-101), C. McSwain (15-90), McCall (8-77)

WFU—Cunningham (9-48), Owen (9-40), Cockerham (5-24)

#### Individual Passing (Comp-Att-Int-Yds-TD-Long)

CU—Jordan (8-14-0-180-1-34), Gasque (3-4-0-40-1-25),  
Austin (1-0-1-0-0-0)

#### Individual Receiving (CatchesYds-TD-Long)

CU—Tuttle (7-161-2-75), Magwood (2-39-0-20),  
Diggs (1-10-0-10)

WFU—Denfeld (12-110-0-22), Duckett (4-49-2-20),  
Ruffner (3-37-0-25)

### Nov. 7 Clemson at North Carolina

(Regional TV)

Weather: Sunny, 60°

Attendance: 53,611

The showdown for ACC supremacy came at Chapel Hill against ninth-ranked North Carolina before a record Keenan Stadium crowd and a regional TV audience seen by over 60 percent of the country. After a scoreless first quarter, Brooks Barwick gave UNC a 3-0 lead, but Clemson took the ensuing kickoff and drove 81 yards in 14 plays, with Jeff McCall going the final seven yards for the score. North Carolina blocked a Clemson punt seconds before the half to cut the Tiger lead to 7-5. Donald Igwebuike's 39-yard field goal in the third quarter proved to be the difference, but Clemson's defense made several big plays, including Dale Hatcher's 47-yard punt that went out-of-bounds on the Tar Heel two and Jeff



Bryant's recovery of an incomplete lateral with 57 seconds left to preserve the win. The Tigers were recognized as the nation's second-best team after the win, as both polls put Clemson in the number-two spot.

CLEMSON	0	7	3	0	—	10
UNC	0	5	3	0	—	8

UNC—Barwick 22 FG  
CU—McCall 7 run (Paulling kick)  
UNC—Safety, punt blocked through end zone  
CU—Igwebuike 39 FG  
UNC—Barwick 26 FG

	CU	UNC
First Downs	17	16
Rushes/Yards	61-171	42-84
Passing Yardage	83	179
Total Offense	254	263
Passes	7-10-0	13-30-0
Fumbles/Lost	4-1	4-2
Punts	7-31.4	7-39.1
Penalties/Yards	4-30	4-40

**Individual Rushing (Att-Yds)**

CU—McCall (16-84), Austin (10-39), Mack (9-29)  
UNC—Burrus (5-38), Bryant (13-31), Anthony (8-31)

**Individual Passing (Comp-Att-Int-Yds-TD-Long)**

CU—Jordan (7-10-0-83-0-26)  
UNC—Stankavage (8-21-0-93-0-21), Elkins (4-8-0-65-0-30),  
Anthony (1-1-0-21-0-21)

**Individual Receiving (Catches-Yds-TD-Long)**

CU—Tuttle (3-56-0-26), Gaillard (4-27-0-13)  
UNC—Griffin (2-51-0-30), Richardson (4-48-0-13),  
Smith (3-41-0-16)

**Nov. 14 Maryland at Clemson**

Weather: Sunny, 50°  
Attendance: 63,199

Clemson claimed its seventh ACC title with a 21-7 win over the Terrapins. Maryland, which had beaten Clemson eight of the last nine years, needed to win to share the conference title, but it was not to be as Homer Jordan had the best day of his career to lead the Tigers. Jordan passed for 270 yards, completing 20 of 29 and three touchdowns. Perry Tuttle caught 10 of these passes for 151 yards and two touchdowns to become Clemson's all-time reception leader. Jerry Gaillard ended his home career with his first touchdown catch, and Bob Paulling kicked three extra points, giving him 36 in a row, another Tiger record. Clemson scored all its points in the first half and the lone Maryland score came after recovering a fumble at the Clemson seven. The Tigers remained at number-two for the second straight week after the win.

CLEMSON	7	14	0	0	—	21
MARYLAND	0	0	0	7	—	7

CU—Tuttle 14 pass from Jordan (Paulling kick)  
CU—Tuttle 5 pass from Jordan (Paulling kick)  
CU—Gaillard 12 pass from Jordan (Paulling kick)  
UM—Wysocki 7 run (Atkinson kick)

	CU	UM
First Downs	28	18
Rushes/Yards	52-199	30-44
Passing Yardage	270	192
Total Offense	469	236



Passes	20-29-1	18-45-0
Punts	4-44.0	8-41.8
Fumbles/Lost	3-2	2-0
Penalties/Yards	11-119	4-20

### Individual Rushing (Att-Yds)

CU—Austin (15-55), Mack (18-54), C. McSwain (8-48)

UM—Wysocki (15-59), Milkovich (2-6), Brkovich (2-4)

### Individual Passing (Comp-Att-Int-Yds-TD-Long)

CU—Jordan (20-29-1-270-3-30)

UM—Esiason (15-38-0-167-0-22), Milkovich (3-7-0-25-0-10)

### Individual Receiving (Catches-Yds-TD-Long)

CU—Tuttle (10-151-2-30), Magwood (3-50-0-19),  
Gaillard (2-30-1-18)

UM—Tice (4-53-0-22), Nash (3-39-0-21), Brkovich (5-37-0-12)

## Nov. 21 Clemson at South Carolina

Weather: Partly Cloudy, 52°

Attendance: 56,971

The Tigers concluded their first perfect season since 1948 with a 29-13 win over arch-rival South Carolina. The Gamecocks took an early lead on Johnnie Wright's first quarter score, but the Tigers bounced back after Rod McSwain blocked a Chris Norman punt and Johnny Rembert fell on the ball in the end zone. Bob Paulling added a 23-yard field goal and Homer Jordan snaked his way in from 11 yards to put the Tigers up 15-7 at the half. South Carolina scored on the opening drive of the second half, but the Tiger defense shut the Gamecocks down for the rest of the game. Chuck McSwain completed the scoring with his one and 23-yard touchdown runs in the second half. McSwain had a career high 151 yards on the day and was named Player-of-the-Game.

CLEMSON	6	9	7	7	—	29
USC	7	0	6	0	—	13

USC—Wright 1 run (Fleetwood kick)

CU—Rembert, recovery of blocked punt in end zone (Kick failed)

CU—Paulling 24 FG

CU—Jordan 11 run (Pass failed)

USC—Smith 10 pass from Beckham (Run failed)

CU—C. McSwain 1 run (Paulling kick)

CU—C. McSwain 23 run (Paulling kick)

	CU	USC
First Downs	23	17
Rushes/Yards	64-254	41-104
Passing Yardage	80	100
Total Offense	334	205
Passes	7-13-1	9-28-2
Punts	4-41.5	8-36.4
Fumbles/Lost	4-2	1-0
Penalties/Yards	8-65	8-88

### Individual Rushing (Att-Yds)

CU—C. McSwain (25-151), Austin (17-66), Jordan (12-25)

USC—Wright (16-68), Hagood (12-48), Blasingame (2-3)

### Individual Passing (Comp-Att-Int-Yds-TD-Long)

CU—Jordan (7-13-1-80-0-17)

USC—Beckham (9-28-2-100-1-19)

### Individual Receiving (Catches-Yds-TD-Long)

CU—Tuttle (3-46-0-17), Gaillard (2-17-0-13), Mack (2-17-0-11)

USC—Smith (5-57-1-19), Blasingame (2-19-0-15),  
Berry (1-13-0-13)



## **CLEMSON TEAM SUPERLATIVES**

### **Highs**

Touchdowns: 12 vs. Wake Forest  
Touchdowns Rushing: 10 vs. Wake Forest  
Touchdowns Passing: 3 vs. Maryland  
Field Goals: 2 vs. Tulane, Georgia, Virginia  
First Quarter Points: 14 vs. Wake Forest  
Fourth Quarter Points: 13 vs. Wake Forest  
Total Points: 82 vs. Wake Forest

### **OFFENSE**

#### **Highs**

Total Offense: 756 vs. Wake Forest  
Plays: 87 vs. Wake Forest  
Yards Per Play: 8.7 vs. Wake Forest  
Rushing Yards: 536 vs. Wake Forest  
Rushing Attempts: 68 vs. Tulane, Wake Forest  
Yards Per Carry: 7.9 vs. Wake Forest  
Passing Yards: 270 vs. Maryland  
Passing Attempts: 29 vs. Maryland  
Pass Completions: 20 vs. Maryland  
Completion Percentage: .700 vs. UNC (7-10), Duke (14-20)  
Had Intercepted: 3 vs. N. C. State  
First Downs: 35 vs. Wake Forest  
Time of Possession: 34:43 vs. Georgia  
3rd Down Conversions: 12 vs. Wake Forest  
3rd Down Conv Percentage: 1.000 vs. Wake Forest (12-12)  
Turnovers: 5 vs. N. C. State  
Sacks by: 6 (for 31 yds.) vs. North Carolina  
Punting Average: 51.0 vs. Kentucky

### **SCORING**

#### **Lows**

Touchdowns: 1 vs. Tulane, Georgia  
Touchdowns Rushing: 0 vs. Georgia, Maryland  
Touchdowns Passing: 0 vs. four teams  
Field Goals: 0 vs. Kentucky  
First Quarter Points: 0 vs. three teams  
Fourth Quarter Points: 0 vs. Duke  
Total Points: 10 vs. North Carolina

### **OFFENSE**

#### **Lows**

Total Offense: 236 vs. Georgia  
Plays: 69 vs. Kentucky  
Yards Per Play: 3.1 vs. Georgia  
Rushing Yards: 101 vs. Georgia  
Rushing Attempts: 52 vs. Maryland  
Yards Per Carry: 1.8 vs. Georgia  
Passing Yards: 43 vs. N. C. State  
Passing Attempts: 10 vs. North Carolina  
Pass Completions: 3 vs. N. C. State  
Completion Percentage: .214 vs. N. C. State (3-14)  
Had Intercepted: 0 vs. four teams  
First Downs: 15 vs. Georgia  
Time of Possession: 25:00 vs. Wofford  
3rd Down Conversions: 5 vs. N. C. State, Maryland  
3rd Down Conv. Percentage: .368 vs. Georgia  
Turnovers: 0 vs. Kentucky, Virginia  
Sacks by: 2 (for 16 yds.) vs. Georgia  
Punting Average: 31.4 vs. North Carolina



## OPPONENT TEAM SUPERLATIVES

### SCORING

#### Highs

Touchdowns: 3 by Wake Forest  
Touchdowns Rushing: 1 by four teams  
Touchdowns Passing: 2 by Wake Forest  
Field Goals: 1 by five teams  
First Quarter Points: 7 by 3 teams  
Fourth Quarter Points: 7 by 3 teams  
Total Points: 24 by Wake Forest

#### Lows

Touchdowns: 0 by many teams  
Touchdowns Rushing: 0 by many teams  
Touchdowns Passing: 0 by many teams  
Field Goals: 0 by many teams  
First Quarter Points: 0 by many teams  
Fourth Quarter Points: 0 by many teams  
Total Points: 0 by Virginia

### OFFENSE

Total Offense: 357 by Wake Forest  
Plays: 75 by Wake Forest, Maryland  
Yards Per Play: 5.0 by Duke  
Rushing Yards: 165 by Wofford  
Rushing Attempts: 51 by Wofford  
Yards Per Carry: 3.3 by Wofford  
Passing Yards: 270 by Wake Forest  
Passing Attempts: 45 by Maryland  
Pass Completions: 27 by Wake Forest  
Completion Percentage: .627 by Wake Forest  
Had Intercepted: 5 by Georgia  
First Downs: 24 by Wake Forest  
3rd Down Conversions: 9 by Virginia  
3rd Down Conv. Percentage: .529 (9-17) by Virginia  
Turnovers: 9 by Georgia  
Sacks by: 4 (for 31 yards) by North Carolina  
Punting Average: 47.8 by Kentucky

### OFFENSE

#### Lows

Total Offense: 174 by Tulane  
Plays: 63 by N. C. State  
Yards Per Play: 2.7 by Tulane  
Rushing Yards: 40 by Tulane  
Rushing Attempts: 32 by Wake Forest  
Yards Per Carry: 1.1 by Tulane  
Passing Yards: 127 by Virginia  
Passing Attempts: 23 by Wofford  
Pass Completions: 9 by South Carolina  
Completion Percentage: .321 by South Carolina  
Had Intercepted: 1 by N. C. State  
First Downs: 11 by N. C. State  
3rd Down Conversions: 1 by Wake Forest  
3rd Down Conversion Percentage: .100 by Wake Forest  
Turnovers: 0 by Maryland  
Sacks by: 0 by many teams  
Punting Average: 35.3 by Virginia



## INDIVIDUAL SUPERLATIVES

### LONG PLAYS

Run: 77 by Austin vs. Duke

Pass Play: 80 Jordan to Tuttle vs. Wofford

Touchdown Play: 80 pass Jordan to Tuttle vs. **Wofford**

Punt Return: 42 by B. Davis vs. North Carolina

Kickoff Return: 38 by Tuttle vs. Wofford

Interception Return: 28 by Hall vs. S. Carolina

Punt: 64 by Hatcher vs. Kentucky

Field Goal: 52 by Igwebuike vs. Wofford

### SCORING

Touchdowns Rushing: 3 by C. McSwain vs. Wake Forest

Touchdowns Passing: 3 by Jordan vs. Maryland

Touchdowns Receiving: 2 by Tuttle vs. Wake Forest, **Maryland**

Points: 18 by McSwain vs. Wake Forest

Field Goals: 2 on three occasions

Field Goal Attempts: 3 by Paulling vs. Tulane

by Igwebuike vs. Georgia

### OFFENSE

Rushing Yards: 178 by Austin vs. Duke

Rushing Attempts: 25 by Jordan vs. Georgia

C. McSwain vs. South Carolina

Passing Yards: 270 Jordan vs. Maryland

Pass Completions: 20 by Jordan vs. Maryland

Pass Attempts: 29 by Jordan vs. Maryland

Completion %: .700 by Jordan vs. North Carolina

Interceptions Thrown: 3 by Jordan vs. N. C. State

Receptions: 10 by Tuttle vs. Maryland

Reception Yards: 161 by Tuttle vs. Wake Forest

Total Yards: 312 by Jordan vs. Maryland

Total Plays: 43 by Jordan vs. Georgia

### SPECIAL TEAMS

Punt Returns: 5 by B. Davis vs. N. C. State

Punt Return Yards: 43 by B. Davis vs. North Carolina

Kickoff Returns: 2 on four occasions

Kickoff Return Yards: 58 by Tuttle vs. Wake Forest

Punts: 7 by Hatcher vs. Georgia, North Carolina

Punting Average: 51.0 by Hatcher vs. Kentucky

Interceptions: 2 by Kinard vs. Duke

Interception Return Yards: 28 by Hall vs. South Carolina

### DEFENSIVE

Total Tackles: 20 by J. Davis vs. Tulane

First Hits: 15 by J. Davis vs. N. C. State

Assists: 10 by J. Davis vs. Tulane

Tackles for Loss: 4 by Bryant vs. Tulane, N. C. State

Minus Yds. in Tackles: 20 by Pickett, Glenn vs. Tulane

PBU's: 4 by Hall vs. Tulane

Fumble Recoveries: 1 by many

Sacks By: 2 by many

### BY OPPONENTS

#### LONG PLAYS

Run: 21 by Walker of Georgia

Pass Play: 30 by Elkins to Griffin, North Carolina

Touchdown Play: 21 pass, Bennett to Jones, Duke

Punt Returns: 19 by Reginelli of Tulane

Kickoff Return: 33 by Owens of Wake Forest

Interception Return: 27 by Threatt of Wake Forest

Punt: 59 by Marshall of Wofford

Field Goal: 49 by Griggs of Kentucky



## SCORING

Touchdowns Rushing: 1 by four players  
Touchdowns Passing: 2 by Schofield of Wake Forest  
Touchdowns receiving: 2 by Duckett of Wake Forest  
Points: 12 by Duckett of Wake Forest  
Field Goals: 2 by Barwick of UNC  
Field Goal Attempts: 3 by Hairston of Wofford  
Rushing Yards: 111 by Walker of Georgia  
Rushing Attempts: 28 by Walker of Georgia  
Passing Yards: 243 by Bennett of Duke  
Pass Completions: 23 by Schofield of Wake Forest  
Pass Attempts: 38 by Esiason of Maryland  
Completion %: .680 by Bennett of Duke  
Interceptions Thrown: 5 by Belue of Georgia  
Receptions: 12 by Denfeld of Wake Forest  
Reception Yards: 126 by Frederick of Duke  
Total Yards: 268 by Bennett of Duke  
Total Plays: 45 by Esiason of Maryland

## SPECIAL TEAMS

Punt Returns: 4 by Molls of Kentucky  
Punt Return Yards: 28 by Molls of Kentucky  
Kickoff Returns: 4 by Hagood of South Carolina  
Kickoff Return Yards: 93 by Hagood of South Carolina  
Punts: 8 by Marshall of Wofford  
Punting Average: 47.8 by Jenkins of Kentucky  
Interceptions: 2 by E. Williams of N. C. State  
Interception Return Yards: 36 by Williams of N. C. State

## CAREER HIGHS — HOMER JORDAN

Pass Attempts: 29 vs. Maryland, 1981  
Pass Completions: 20 vs. Maryland, 1981  
Passing Yards: 270 vs. Maryland, 1981  
Rushes: 25 vs. Georgia, 1981  
Rushing Yards: 104 vs. N. C. State, 1981  
Total Offense: 312 vs. Maryland, 1981  
Total Plays: 43 vs. Georgia, 1981

## CAREER HIGHS — RECEIVERS

Perry Tuttle — 10 receptions vs. Maryland, 1981  
10 vs. Wake Forest, 1980  
161 yards vs. Wake Forest, 1981  
Jerry Gaillard — 5 rec. for 57 yards vs. N. C. State, 1979  
Magwood — 3 on many occasions, 57 yds. vs. UNC, 1980  
Diggs — 3 for 30 vs. Virginia, 1981

## CAREER HIGHS — RUNNING BACKS

	Carries	Yards
Austin	19 vs. S. Carolina, '80	151 vs. Duke, '81
Crite	12 vs. Duke, '81	178 vs. W. Car., '81
McCall	19 vs. N. C. State, '80	88 vs. N. Car., '81
C. McSwain	25 vs. N. C. State, '80	84 vs. S. Car. '81
Mack	18 vs. MD, '81	54 vs. MD, '81

## FORD BORN IN LAST PERFECT SEASON

This is Clemson's first perfect regular season since 1948, the year present head coach Danny Ford was born. The 33-year old Ford is the youngest third-year coach in Division I in America. When he took over the head job for the Gator Bowl of 1978 he was the youngest Division I coach in the country.



# FINAL 1981 ACC INDIVIDUAL STATISTICS

TOTAL OFFENSE	Plays	Yards	Play	TDR	Game
Schofield, WF -----	461	2428	5.3	19	220.7
<b>Jordan, Clemson</b> -----	<b>326</b>	<b>1936</b>	<b>5.9</b>	<b>14</b>	<b>176.0</b>
Esiason, MD -----	296	1560	5.3	9	156.0
Bennett, Duke -----	249	1386	5.6	7	154.0
McIntosh, NCS -----	225	1197	5.3	6	119.7
Whitehead, VA -----	228	1078	4.7	9	107.8
Elkins, UNC -----	172	1032	6.0	10	103.2
Sally, Duke -----	170	918	5.4	7	91.8
Avery, NCS -----	196	828	4.2	5	82.8
Wysocki, MD -----	159	715	4.5	7	79.4

RUSHING	Plays	Yards	Play	TD	Game
McIntosh, NCS -----	222	1190	5.4	5	119.0
Wysocki, MD -----	159	715	4.5	7	79.4
Lavette, GaT -----	188	866	4.6	7	78.7
<b>Austin, Clemson</b> -----	<b>156</b>	<b>802</b>	<b>5.1</b>	<b>8</b>	<b>72.9</b>
Grayson, Duke -----	179	744	4.2	1	67.6
Anthony, UNC -----	146	699	4.8	6	63.5
<b>McSwain, Clemson</b> -----	<b>132</b>	<b>668</b>	<b>5.1</b>	<b>7</b>	<b>60.7</b>
Nash, MD -----	115	459	4.0	2	51.0
Burrus, UNC -----	98	463	4.7	3	46.3
Boone, Duke -----	80	502	6.3	2	45.6
<b>McCall, Clemson</b> -----	<b>84</b>	<b>409</b>	<b>4.9</b>	<b>5</b>	<b>45.4</b>

PASSING EFFICIENCY	Att	Cmp	Cmp Pct	Int	Yards	TD	Rating Points
<b>Jordan, Clem.</b> ----	<b>174</b>	<b>96</b>	<b>55.17</b>	<b>8</b>	<b>1496</b>	<b>8</b>	<b>133.4</b>
Webber, WF -----	68	45	66.18	2	414	2	121.1
Elkins, UNC -----	136	69	50.74	9	994	9	120.7
Bennett, Duke ----	202	110	54.46	8	1445	7	118.1
Schofield, WF ----	404	241	59.65	22	2572	18	116.9
Esiason, MD -----	242	122	50.41	9	1635	9	112.0
Whitehead, VA --	178	95	53.37	10	1116	9	111.5
Stankavage, UNC	85	45	52.94	3	495	3	106.4
Sally, Duke -----	131	61	46.56	11	888	6	101.8
Avery, NCS -----	139	70	50.36	10	825	3	92.9

RECEIVING	Cgt	Yards	TD	Avg	PG
Denfeld, WF -----	51	461	1	9.0	4.6
<b>Tuttle, Clemson</b> -----	<b>47</b>	<b>827</b>	<b>7</b>	<b>17.6</b>	<b>4.3</b>
Lavette, GaT -----	45	307	0	6.8	4.1
Jones, Duke -----	42	832	10	19.8	3.8
Frederick, Duke -----	37	565	3	15.3	3.4
Ryan, WF -----	29	397	3	13.7	3.2
Quick, NCS -----	32	508	3	15.9	2.9
Riccio, VA -----	32	351	5	11.0	2.9
Dougherty, WF -----	32	164	1	5.1	2.9

SCORING	TD	XPt	FG	Points	PG
Jones, Duke -----	10	0	0	60	5.5
McKinney, Duke -----	0	22	12	58	5.3
Atkinson, MD -----	0	23	11	56	5.1
Hayes, UNC -----	1	45	1	54	4.9
Wysocki, MD -----	7	2	0	44	4.9
Denfeld, WF -----	1	22	7	49	4.5
<b>Austin, Clemson</b> -----	<b>8</b>	<b>0</b>	<b>0</b>	<b>48</b>	<b>4.4</b>
Anthony, UNC -----	8	0	0	48	4.4
Auten, NCS -----	0	15	11	48	4.4

FIELD GOALS	FGA-FGM	Pct	PG
McKinney, Duke -----	20-12	.600	1.09
Auten, NCS -----	17-11	.647	1.00
Atkinson, MD -----	20-11	.550	1.00
Barwick, UNC -----	8-6	.750	.67
Denfeld, WF -----	8-7	.875	.64
<b>Igwebuike, Clemson</b> -----	<b>13-7</b>	<b>.538</b>	<b>.64</b>
Morrison, VA -----	14-7	.500	.64
Rice, GaT -----	12-5	.417	.45



<b>PUNTING</b>	<b>No</b>	<b>Yards</b>	<b>Avg</b>
<b>Hatcher, Clemson</b> -----	<b>40</b>	<b>1727</b>	<b>43.2</b>
Pierce, GaT -----	75	3207	42.8
Newsome, WF -----	54	2300	42.6
Hayes, UNC -----	54	2257	41.8
Adams, MD -----	59	2298	38.9
Walker, VA -----	76	2920	38.4
Warren, NCS -----	65	2495	38.4
Tolish, Duke -----	60	2280	38.0

<b>PUNT RETURNS</b>	<b>No</b>	<b>Yards</b>	<b>TD</b>	<b>Avg</b>
Poole, UNC -----	29	349	0	12.0
Gregg, WF -----	17	155	0	9.1
<b>Davis, Clemson</b> -----	<b>29</b>	<b>206</b>	<b>0</b>	<b>7.1</b>
Lewis, MD -----	24	151	0	6.3
Militello, Duke -----	20	89	0	4.4
Westbrook, GaT -----	22	87	0	4.0
Sweeney, VA -----	13	41	0	3.2

<b>KICKOFF RETURNS</b>	<b>No</b>	<b>Yards</b>	<b>TD</b>	<b>Avg</b>
Lavette, GaT -----	17	389	0	22.9
Jenkins, NCS -----	15	330	0	22.0
Lewis, MD -----	14	290	0	20.7
McMillan, WF -----	12	248	0	20.7
Grayson, Duke -----	11	214	0	19.5
Wall, NCS -----	11	197	0	17.9
Jones, Duke -----	12	214	0	17.8

<b>ALL-PURPOSE RUNNERS</b>	<b>Rush</b>	<b>Rec</b>	<b>PR</b>	<b>KOR</b>	<b>Yards</b>	<b>YdsPG</b>
Lavette, GaT ----	866	307	0	389	1562	142.0
Mcintosh, NCS --	1190	97	0	0	1287	128.7
Grayson, Duke --	744	156	0	214	1114	101.3
<b>Tuttle, CU</b> -----	<b>21</b>	<b>827</b>	<b>0</b>	<b>216</b>	<b>1064</b>	<b>96.7</b>
Jones, Duke ----	0	832	0	214	1046	95.1
Wysocki, MD ----	715	56	0	0	771	85.7
Anthony, UNC --	699	165	0	0	864	78.5
Nash, MD -----	459	247	0	0	706	78.4
<b>Austin, CU</b> -----	<b>802</b>	<b>18</b>	<b>0</b>	<b>34</b>	<b>854</b>	<b>77.6</b>
Lewis, MD -----	88	320	151	290	849	77.2
McMillan, WF ---	407	33	0	248	688	76.4

<b>INTERCEPTIONS</b>	<b>No</b>	<b>Yards</b>	<b>TD</b>	<b>Int Per Game</b>
Williams, NCS -----	7	107	0	.64
<b>Kinard, Clemson</b> -----	<b>6</b>	<b>51</b>	<b>0</b>	<b>.55</b>
Obremskey, Duke -----	6	44	0	.55
Black, UNC -----	6	31	0	.55
<b>Hall, Clemson,</b> -----	<b>5</b>	<b>55</b>	<b>0</b>	<b>.45</b>
Crenshaw, Duke -----	4	20	0	.44
Thurson, GaT -----	4	38	0	.36
LeGrand, NCS -----	4	59	0	.36
Jones, MD -----	4	15	0	.36
Eubanks, MD -----	4	5	0	.36

(NOTE: A player must appear in 75% of his team's games to be ranked.)

## TEAM STATISTICS

<b>TOTAL OFFENSE</b>	<b>Plays</b>	<b>Yards</b>	<b>Play</b>	<b>TD</b>	<b>Game</b>
N. Carolina -----	853	4573	5.4	44	415.7
<b>Clemson</b> -----	<b>836</b>	<b>4409</b>	<b>5.3</b>	<b>40</b>	<b>400.8</b>
Duke -----	811	4071	5.0	23	370.1
Wake Forest -----	816	3882	4.8	28	352.9
Maryland -----	801	3662	4.6	26	332.9
N. C. State -----	756	3452	4.6	19	313.8
Virginia -----	775	3098	4.0	14	281.6
GaT -----	743	2762	3.7	14	251.1



<b>TOTAL DEFENSE</b>	<b>Plays</b>	<b>Yards</b>	<b>Play</b>	<b>TD</b>	<b>Game</b>
<b>Clemson</b> -----	<b>753</b>	<b>2767</b>	<b>3.7</b>	<b>9</b>	<b>251.3</b>
N. Carolina -----	778	3256	4.2	15	296.0
N. C. State -----	795	3400	4.3	26	309.1
Duke -----	744	3567	4.8	28	324.3
Maryland -----	849	3838	4.5	22	348.9
Virginia -----	813	4229	5.2	30	384.5
GaT -----	783	4369	5.6	36	397.2
Wake Forest -----	878	5376	6.1	45	488.7

<b>RUSHING OFFENSE</b>	<b>Plays</b>	<b>Yards</b>	<b>Play</b>	<b>TD</b>	<b>Game</b>
N. Carolina -----	626	3019	4.8	32	274.5
<b>Clemson</b> -----	<b>653</b>	<b>2822</b>	<b>4.3</b>	<b>31</b>	<b>256.5</b>
N. C. State -----	543	2323	4.3	13	211.2
Maryland -----	501	1714	3.4	15	155.8
Duke -----	469	1703	3.6	8	154.8
Virginia -----	452	1284	2.8	3	116.7
GaT -----	439	1139	2.6	9	103.5
Wake Forest -----	344	896	2.6	8	81.5

<b>RUSHING DEFENSE</b>	<b>Plays</b>	<b>Yards</b>	<b>Play</b>	<b>TD</b>	<b>Game</b>
Maryland -----	404	923	2.3	4	83.9
<b>Clemson</b> -----	<b>421</b>	<b>976</b>	<b>2.3</b>	<b>4</b>	<b>88.7</b>
N. Carolina -----	447	1213	2.7	5	110.3
N. C. State -----	558	2000	3.6	14	181.8
Duke -----	527	2210	4.2	24	200.9
Virginia -----	574	2214	3.9	24	201.3
GaT -----	572	2574	4.5	23	234.0
Wake Forest -----	615	3473	5.6	27	315.7

<b>PASS OFFENSE</b>	<b>Att-Cmp-Int</b>	<b>Pct</b>	<b>Yards</b>	<b>Game</b>
Wake Forest -----	472-286-24	60.6	2986	271.5
Duke -----	342-176-21	51.5	2368	215.3
Maryland -----	300-149-10	49.7	1948	177.1
Virginia -----	323-155-24	48.0	1814	164.9
GaT -----	304-154-18	50.7	1623	147.5
<b>Clemson</b> -----	<b>183-101- 9</b>	<b>55.2</b>	<b>1587</b>	<b>144.3</b>
N Carolina -----	227-118-12	52.0	1554	141.3
N. C. State -----	213- 96-16	45.1	1129	102.6

<b>PASS DEFENSE</b>	<b>Att-Cmp-Int</b>	<b>Pct</b>	<b>Yards</b>	<b>Game</b>
Duke -----	217-108-19	49.8	1357	123.4
N. C. State -----	237-121-19	51.1	1400	127.3
<b>Clemson</b> -----	<b>332-158-23</b>	<b>47.6</b>	<b>1791</b>	<b>162.8</b>
GaT -----	211-113-13	53.6	1795	163.2
Wake Forest -----	263-129- 9	49.0	1903	173.0
Virginia -----	239-137-15	57.3	2015	183.2
N. Carolina -----	331-174-16	52.6	2043	185.7
Maryland -----	445-266-19	59.8	2915	265.0

<b>SCORING OFFENSE</b>	<b>TD</b>	<b>EXP</b>	<b>OXF</b>	<b>FG</b>	<b>SF</b>	<b>Pts</b>	<b>Avg</b>
N. Carolina -----	46	45	0	7	1	344	31.3
<b>Clemson</b> -----	<b>41</b>	<b>37</b>	<b>0</b>	<b>11</b>	<b>0</b>	<b>316</b>	<b>28.7</b>
Maryland -----	28	24	2	12	0	232	21.1
Wake Forest -----	28	22	2	7	1	217	19.7
Duke -----	25	22	1	12	0	210	19.1
N. C. State -----	22	15	0	11	1	182	16.5
Virginia -----	15	12	2	7	0	127	11.5
GaT -----	16	13	0	5	0	124	11.3

<b>DEFENSE</b>	<b>TD</b>	<b>EXP</b>	<b>OXF</b>	<b>FG</b>	<b>SF</b>	<b>Pts</b>	<b>Avg</b>
<b>Clemson</b> -----	<b>9</b>	<b>8</b>	<b>0</b>	<b>8</b>	<b>2</b>	<b>90</b>	<b>8.2</b>
N. Carolina -----	15	15	0	6	0	123	11.2
Maryland -----	23	20	1	10	2	194	17.6
N. C. State -----	28	24	1	9	1	223	20.3
Duke -----	30	25	2	7	0	230	20.9
Virginia -----	31	28	0	15	1	261	23.7
GaT -----	39	37	1	12	0	309	28.1
Wake Forest -----	47	41	2	12	1	365	33.2



# TEAM RECORDS

## SEASON

### RUSHING

Most Rushes: 741 (1978)  
Most Yards Rushing: 3469 (1978)  
Most TD's Rushing: 39 (1978)

### FORWARD PASSING

Most Passes Attempted: 302 (1970)  
Most Passes Completed: 145 (1970)  
Most Yards Passing: 1798 (1975)  
Most TD's Passing: 14 (1950)  
Most Passes Had Intercepted: 24 (1969)

### TOTAL OFFENSE

Most Total Plays: 949 (1978)  
Most Total Yards: 5134 (1978)

### PUNT RETURNS

Most Punts Returned: 53 (1945)  
Most Yards Returned: 700 (1948)  
Most TD's Punt Returns: 2 (1938, 1948, 1954, 1970)  
Most TD's By Blocked Punt: 3 (1940, 1948)

### KICKOFF RETURNS

Most Kickoff Returns: 57 (1970)  
Most Yards Returned: 1187 (1970)

### INTERCEPTION RETURNS

Most Passes Intercepted: 25 (1951)  
Most Yards Returned: 361 (1951)  
Most TD's By Interceptions: 3 (1959)

### FIRST DOWNS

Most First Downs: 273 (1978)  
Most First Downs Rushing: 192 (1978)  
Most First Downs Passing: 89 (1969)

### PENALTIES

Most Penalties: 94 (1978)  
Most Yards Penalized: 823 (1978)

### FUMBLES

Most Fumbles: 49 (1963)  
Most Fumbles Lost: 26 (1963, 1975)

### SCORING

Most Points Scored: 368 (12 Games, 1978)  
Least Points Scored: 19 (9 Games, 1931)  
Most Times Held Scoreless: 6 (1920-26-31)  
Most Field Goals: 23 (1980)

### DEFENSE

Best Total Defense: 1533 (10 Games, 1939)  
Least Yards Rushing By Opponents: 904 (10 Games, 1941)  
Least Yards Passing By Opponents: 449 (10 Games, 1939)  
Most Points By Opponents: 381 (11 Games, 1975)  
Least Points By Opponents: 4 (7 Games, 1906)  
Most Times Held Opponents Scoreless: 7 (1928)

### OTHER

Most Wins: 11 (1948, 1978, 1981)  
Most Ties: 3 (1906)  
Most Losses: 9 (1975)

### GENERAL

Consecutive Wins  
    One Season: 11 — 1948, 1981  
                  10 — 1978  
                  8 — 1939  
Consecutive Seasons: 15 — 1947-48-49  
                          13 — 1939-40



### Consecutive Games Without Defeat

16 — 1949-50-51 (2 ties)

15 — 1947-48-49 (0 ties)

### Most Wins In Season

11 — 1948 (11-0)

11 — 1981 (11-0)

10 — 1978 (11-1)

9 — 1950 (9-0-1)

9 — 1959 (9-2)

### Consecutive Shutouts

Season: 6 — 1928

Consecutive Seasons: 6 — 1902-03

## SINGLE GAME

### RUSHING

Most Rushes: 78 vs. Duke, 1979

Most Yards Rushing: **536 vs. Wake Forest, 1981**

Most TD's Rushing: 11 vs. Presbyterian, 1945

### FORWARD PASSING

Most Passes Attempted: 48 vs. North Carolina, 1965;  
tied 48 vs. Florida State, 1970

Fewest Passes Attempted: 0 vs. South Carolina, 1956

Most Passes Completed: 25 vs. Florida State, 1970

Fewest Passes Completed: 0 vs. George Washington, 1938;  
Presbyterian, 1942; South Carolina, 1943-44-52-56;  
Fordham, 1952; VPI, 1956

Most Yards Passing: 354 vs. Duke, 1963

Fewest Yards Passing: —1 vs. Maryland, 1956

Most Passes Had Intercepted: 7 vs. South Carolina, 1945

Most TD Passes: 4 vs. Auburn, 1947

### TOTAL OFFENSE

Most Total Offense: **756 vs. Wake Forest, 1981**

### PUNTING

Most Punts: 17 vs. South Carolina, 1943

### PUNT RETURNS

Most Punts Returned: 11 vs. George Washington, 1941

Most Yards Returned: 167 vs. Maryland, 1970

### KICKOFF RETURNS

Most Kickoff Returns: 10 vs. Georgia Tech, 1944

Most Yards Returned: 198 vs. Florida, 1952

### INTERCEPTIONS RETURNED

Most Passes Intercepted: 6 vs. South Carolina, 1971

Most Yards Returned: 143 on 4 Returns vs. Maryland, 1970

### FIRST DOWNS

Most First Downs Rushing: 27 vs. Presbyterian, 1957;  
**27 vs. Wake Forest, 1981**

Most First Downs Passing: 17 vs. North Carolina, 1965

Most Total First Downs: **35 vs. Wake Forest, 1981**

Fewest Total First Downs: 1 vs. South Carolina, 1943

### PENALTIES

Most Penalties: 14 vs. Furman, 1964; 14 vs. Wake Forest, 1977;  
14 vs. Virginia, 1980

Most Yards Penalized: 180 vs. Furman, 1964

### FUMBLES

Most Fumbles: 14 vs. Presbyterian, 1953

Most Fumbles Lost: 5 vs. Wake Forest, 1950; Boston College,  
1953; Presbyterian, 1953; Auburn, 1954; Maryland, 1957;  
Wake Forest, 1963; Maryland, 1974; Tulane, 1975; Wake  
Forest, 1975

Most Opponent Fumbles Recovered: 6 vs. Duke, 1965

### SCORING

Most Points Scored: 122 vs. Guilford, 1901

Greatest Victory Margin: 122-0 vs. Guilford, 1901

Greatest Defeat Margin: 7-74 vs. Alabama, 1931



# INDIVIDUAL RECORDS

## RUSHING

### **MOST RUSHES**

Game: 36, Jim Shirley vs. N. C. State, 1951; Ray Yauger vs. Wake Forest, 1969  
Season: 230, Buddy Gore, 1967  
Career: 600, Buddy Gore, 1966-67-68

### **MOST YARDS RUSHING**

Game: 234, Don King vs. Fordham, 1952  
Season: 1045, Buddy Gore, 1967  
Career: 2571, Buddy Gore, 1966-67-68

### **BEST RUSHING AVERAGE**

Game: 30.4, Ken Moore vs. The Citadel, 1954 (5 for 152)  
Season: 7.2, Billy Poe, 1945 (53 for 380)  
Career: 3 years: 5.92, Jackie Calvert, 1948-49-50  
(194 for 1149)  
4 years: 5.69, Ray Matthews, 1947-48-49-50  
(331 for 1886)

### **LONGEST RUN FROM SCRIMMAGE**

Banks McFadden vs. Presbyterian, 1939, 90 yards; Buck George vs. Furman, 1951, 90 yards.

## FORWARD PASSING

### **MOST PASSES ATTEMPTED**

Game: 48, Tommy Kendrick vs. Florida State, 1970  
Season: 267, Tommy Kendrick, 1970  
Career: 644, Tommy Kendrick, 1969-70-71

### **MOST PASSES COMPLETED**

Game: 25, Tommy Kendrick vs. Florida State, 1970  
Season: 133, Tommy Kendrick, 1970  
Career: 303, Tommy Kendrick, 1969-70-71

### **MOST YARDS PASSING**

Game: 323, Thomas Ray vs. North Carolina, 1965  
Season: 1655, Steve Fuller, 1977  
Career: 4359, Steve Fuller, 1975-76-77-78

### **MOST TOUCHDOWN PASSES**

Game: 4, Bobby Gage, vs. Auburn, 1947  
Season: 11, Bobby Gage, 1947; Harvey White, 1957  
Career: 24, Bobby Gage, 1945-46-47-48; Tommy Kendrick, 1969-70-71

### **LONGEST SCORING PASS**

97 yards, Mark Fellers to Craig Brantley vs. Virginia, 1974

### **BEST PERCENTAGE OF COMPLETIONS (min. 300 Att.)**

4 years: 51.8, Steve Fuller, 1975-76-77-78 (287 completions on 554 attempts)  
3 years: 51.4, Jimmy Addison, 1965-66-67 (202 completions on 393 attempts)

### **MOST PASSES HAD INTERCEPTED**

Game: 5, Don King vs. Auburn, 1953  
Season: 20, Tommy Kendrick, 1969  
Career: Tommy Kendrick, 42, 1969-70-71

## TOTAL OFFENSE

### **MOST OFFENSIVE PLAYS**

Game: 53, Tommy Kendrick vs. Florida State, 1970  
Season: 383, Steve Fuller, 1977  
Career, 1089, Steve Fuller, 1975-76-77-78



### **MOST YARDS RUN AND PASS**

Game: 374, Bobby Gage vs. Auburn, 1947

Season: 2164, Steve Fuller, 1978

Career: 6096, Steve Fuller, 1975-76-77-78

### **BEST AVERAGE, RUN AND PASS, CAREER**

3 years: 5.91, Jimmy Addison, 1965-66-67 (79 rushes, 202 completions for 2788 yards)

4 years: 6.32, Bobby Gage, 1945-46-47-48 (316 rushes, 123 completions for 3757 yards)

### **PASS RECEIVING**

#### **MOST PASSES CAUGHT**

Game: 11, Phil Rogers vs. North Carolina, 1965

Season: 58, Jerry Butler, 1978

Career: **145, Perry Tuttle, 1978-79-80-81**

#### **MOST YARDS GAINED**

Game: 163, Jerry Butler vs. Georgia Tech, 1977

Season: **915, Perry Tuttle, 1980**

Career: **2,478, Perry Tuttle, 1978-79-80-81**

#### **MOST TOUCHDOWN PASSES CAUGHT**

Game: 3, Dreher Gaskin vs. Auburn, 1953

Season: 7, Glenn Smith, 1951; Bennie Cunningham, 1974;

**Perry Tuttle, 1981**

Career: 18, Glenn Smith, 1949-50-51

#### **BEST CAREER AVERAGE PER RECEPTION**

28.0, Craig Brantley, 1973-74-75 (27 for 755)

### **INTERCEPTIONS**

#### **MOST INTERCEPTIONS**

Game: 3, Kit Jackson vs. Wake Forest, 1965

Season: 7, Fred Knoebel, 1951

Career: 15, Fred Knoebel, 1950-51-52

#### **MOST YARDS INTERCEPTIONS RETURNED**

Game: 100 (102 actual), Don Kelley vs. Duke, 1970

Season: 156, Don Kelley on 3 interceptions, 1970

Career: 275, Rex Varn on 10 interceptions, 1976-77-78-79

#### **LONGEST INTERCEPTION RETURN**

100 yards (102 actual), Don Kelley vs. Duke, 1970

### **PUNTING**

#### **MOST PUNTS**

Game: 13, Marion Butler vs. Wake Forest, 1942

Season: 81, David Sims, 1979

Career: 197, David Sims, 1977-78-79-80

#### **BEST PUNTING AVERAGE**

Game: **51.0 yards, Dale Hatcher, 6 punts vs. Kentucky, 1981**

Season: 43.9 yards, David Sims, 81 punts, 1979

Career: 42.0 yards, Banks McFadden, 111 punts, 1937-38-39

#### **LONGEST PUNT**

81 yards, Mitch Tyner vs. Texas A&M, 1973

#### **MOST YARDS PUNTED**

8126 yards, David Sims, 1977-78-79-80

#### **MOST PUNTS BLOCKED**

2, Wingo Avery vs. The Citadel, 1954

### **PUNT RETURNS**

#### **MOST PUNT RETURNS**

Game: 10, Shad Bryant vs. Furman, 1939

Season: 33, Willie Jordan, 1977

Career: 88, Marion Butler, 1941-42-43-45



**MOST YARDS PUNT RETURNS**

Game: 167, Don Kelley on 4 returns vs. Maryland, 1970

Season: 487, Shad Bryant on 27 returns, 1938

Career: 779, Shad Bryant, 1937-38-39

**LONGEST PUNT RETURN**

100 yards (108 actual), Richie Luzzi vs. Georgia, 1968

**KICKOFF RETURNS****MOST KICKOFF RETURNS**

Game: 7, John Shields vs. Alabama, 1969

Season: 28, Bob Bosler, 1970

Career: 44, Warren Ratchford, 1974-76-77-78

**MOST YARDS KICKOFF RETURNED**

Game: 160, John Shields vs. Alabama, 1969

Season: 568, Bob Bosler, 1970

Career: 968, Warren Ratchford on 44 returns, 1974-76-77-78

**LONGEST KICKOFF RETURN**

99 yards, Bill Mathis vs. Georgia Tech, 1959

**SCORING****MOST POINTS SCORED**

Game: 33, Maxcy Welch vs. Newberry, 1930

Season: 102, Lester Brown, 1978

Career: 288, Obed Ariri, 1977-78-79-80

**MOST TOUCHDOWNS**

Game: 5, Maxcy Welch vs. Newberry, 1930

Season: 17, Lester Brown, 1978

Career: 31, Lester Brown, 1976-77-78-79

**MOST TOUCHDOWNS RUSHING**

Season: 17, Lester Brown, 1978

Career: 31, Lester Brown, 1976-77-78-79

**MOST TOUCHDOWNS RUN AND PASS**

Game: 5, Bobby Gage vs. Auburn, 1947

Season: 19, Mark Fellers, 1974

**MOST TOUCHDOWN PLAYS INVOLVED IN**

44, Steve Fuller (22 rush, 22 pass), 1975-76-77-78

**LONGEST SCORING LATERAL**

65 yards, Don Willis to Shad Bryant vs. George Washington, 1938

**MOST POINTS AFTER TOUCHDOWNS MADE**

Game: 9, Tommy Chandler vs. Presbyterian, 1949

Season: 44 (of 46), Obed Ariri, 1978

Career: 99 (of 103), Obed Ariri, 1977-78-79-80

**MOST CONSECUTIVE EXTRA POINTS**

36; Bob Paulling, 1981

**MOST FIELD GOALS**

Game: 4, Obed Ariri vs. Wake Forest, 1977;

Obed Ariri vs. North Carolina, 1979; Obed Ariri vs.

N. C. State, 1980; Obed Ariri vs. Wake Forest, 1980

Season: 23, Obed Ariri, 1980

Career: Obed Ariri, 1977-78-79-80

**LONGEST FIELD GOAL MADE**

57 yards, Obed Ariri vs. Wake Forest, 1977



# ALL TIME INDIVIDUAL CAREER RECORDS

## VARSITY CAREER RUSHING LEADERS

	TC	YG	NYG	AVG	TD
1. Buddy Gore	600	2667	2571	4.29	15
2. Ray Yaeger	555	2508	2439	4.39	16
3. Ken Callicutt	492	2304	2256	4.59	11
4. Lester Brown	505	2329	2228	4.45	31
5. Fred Cone	466	2252	2172	4.66	30
6. Joel Wells	383	2031	1937	5.06	16
7. Ray Mathews	331	2201	1886	5.70	20
8. Steve Fuller	535	2229	1737	3.20	22
9. <b>Chuck McSwain</b>	<b>340</b>	<b>1714</b>	<b>1655</b>	<b>4.87</b>	<b>16</b>
10. Billy Hair	321	2019	1579	4.92	15

## VARSITY CAREER PASSING LEADERS (YARDS)

	ATT	COMP	INT	YDS	PCT	TD
1. Steve Fuller	554	287	21	4359	51.8	22
2. Tommy Kendrick	644	303	42	3893	47.0	24
3. <b>Homer Jordan</b>	<b>357</b>	<b>184</b>	<b>19</b>	<b>2835</b>	<b>51.5</b>	<b>12</b>
4. Jimmy Addison	393	202	27	2616	51.4	16
5. Bobby Gage	278	123	27	2448	44.2	24
6. Ken Pengitore	356	154	18	2412	43.3	11
7. Harvey White	289	145	12	2103	50.2	18
8. Don King	318	134	37	2077	42.1	14
9. Jim Parker	282	126	24	1895	44.7	7
10. Billy Hair	295	116	28	1885	39.3	15

## VARSITY CAREER TOTAL OFFENSE LEADERS

	PLAYS	RUSH	PASS	TOTAL
1. Steve Fuller	1089	1737	4359	6096
2. Bobby Gage	594	1309	2448	3757
3. <b>Homer Jordan</b>	<b>676</b>	<b>857</b>	<b>2835</b>	<b>3692</b>
4. Billy Hair	616	1579	1885	3464
5. Tommy Kendrick	794	—484	3893	3409
6. Ken Pengitore	703	898	2412	3310
7. Ray Mathews	449	1886	907	2793
8. Jimmy Addison	472	393	2616	2788
9. Don King	574	684	2077	2761
10. Harvey White	483	489	2103	2592

## VARSITY CAREER RECEIVING LEADERS

	NO.	YDS	AVG	TD
1. <b>Perry Tuttle</b>	<b>145</b>	<b>2478</b>	<b>17.1</b>	<b>16</b>
2. Jerry Butler	139	2223	16.0	11
3. Phil Rogers	106	1469	13.9	5
4. John McMakin	93	1255	13.5	12
5. Glenn Smith	88	1576	17.9	18
6. Charlie Waters	68	1166	17.4	4
7. Bennie Cunningham	64	1044	16.3	10
8. <b>Jerry Gaillard</b>	<b>63</b>	<b>805</b>	<b>12.8</b>	<b>1</b>
9. Joey Walters	59	963	16.3	6
10. Wayne Bell	54	883	16.3	6

## VARSITY PASS INTERCEPTIONS LEADERS

	NO	YDS	AVG	TD
1. Fred Knoebel	15	122	8.1	0
2. Eddie Geathers	12	114	9.5	0
3. <b>Terry Kinard</b>	<b>11</b>	<b>144</b>	<b>13.1</b>	<b>1</b>
3. Pete Cook	11	129	11.7	0
5. Ray Mathews	10	131	13.1	0
5. Bobby Gage	10	97	9.7	0
5. Steve Ryan	10	107	10.7	0
5. Rex Varn	10	275	27.5	2
9. Dennis Smith	9	102	11.3	1
9. Ben Anderson	9	76	8.4	0

## VARSITY CAREER PUNT RETURN LEADERS

	NO	YDS	AVG	TD
1. Shad Bryant	65	779	12.0	1
2. Don Kelley	56	632	11.3	2
3. Willie Jordan	54	569	10.5	0
4. Streak Lawton	26	456	17.5	2
5. Richie Luzzi	56	441	7.9	1
6. Bobby Gage	39	439	11.3	1
7. Jackie Calvert	33	433	13.2	0
8. Hugh Mauldin	32	336	10.5	0
9. George Usry	35	336	9.6	0
10. Frank Libertore	29	325	11.2	2



## VARSITY CAREER KICKOFF RETURN LEADERS

	NO	YDS	AVG	TD
1. Warren Ratchford	44	968	22.0	0
2. William Scott	36	723	20.1	0
3. John Shields	30	647	21.6	0
4. Buddy Gore	26	637	24.5	0
5. Willie Jordan	29	610	21.0	0
6. Jack Jackson	27	578	21.4	0
7. Bob Bosler	29	568	19.6	0
8. David Thomas	23	522	22.7	0
9. Jay Washington	25	514	20.6	0
10. Bobby Gage	21	491	23.4	1

## VARSITY CAREER SCORING LEADERS

	0	99x103	63x97	288
1. Obed Ariri	0	0	0	192
2. Lester Brown	32	0	0	192
	TD	PAT	FG	TOTAL
3. Fred Cone	31	3x4	0	189
4. Ray Mathews	28	0	0	168
5. Ray Yauner	23	0	0	140
6. Eddie Seigler	0	44x46	30x60	134
7. Steve Fuller	22	1	0	134
8. Charlie Timmons	15	39	0	129
9. Bill Mathis	20	6	0	126
10. Glenn Smith	18	0	0	108

## VARSITY CAREER TOUCHDOWN RESPONSIBILITY LEADERS

	RUSH	PASS	OTHER*	TOTAL
1. Steve Fuller	22	22	0	44
2. Ray Mathews	20	11	8	39
3. Bobby Gage	8	24	3	35
4. Lester Brown	31	0	1	32
5. Fred Cone	30	0	1	31
6. Billy Hair	15	15	1	31
7. Harvey White	7	18	0	25
8. Don King	10	14	0	24
9. Ray Yauner	16	1	7	24
10. Tommy Kendrick	0	24	0	24

## SINGLE SEASON RUSHING LEADERS

	NO	YDS	AVG	TD
1. Buddy Gore '67	230	1045	4.5	8
2. Lester Brown '78	202	1022	5.1	17
3. Ray Yauner '69	223	968	4.3	6
4. Fred Cone '50	184	845	4.6	14
5. Ken Callicutt	161	809	5.0	4
6. Joel Wells '56	174	803	4.6	8
7. Cliff Austin, '81	156	802	5.2	8
8. Joel Wells, '55	135	782	5.8	5
9. Buddy Gore, '68	184	776	4.2	3
10. Wade Hughes, '72	177	761	4.3	4

## SINGLE SEASON PASSING LEADERS

	ATT	COMP	INT	PCT	YDS	TD
1. Steve Fuller '77	205	106	8	51.7	1655	8
2. Steve Fuller '78	187	101	4	54.0	1515	7
3. Homer Jordan, '81	174	96	8	55.2	1496	8
4. Jimmy Addison, '66	186	103	14	55.4	1491	10
5. Tommy Kendrick, '69	227	107	20	47.1	1457	10
6. Tommy Kendrick, '70	267	133	10	49.8	1407	8
7. Ken Pengitore, '73	188	82	8	43.6	1370	8
8. Homer Jordan, 80	172	85	8	49.4	1311	4
9. Billy Lott, '79	174	90	7	51.7	1184	4
10. Tommy Kendrick, '71	152	64	12	42.1	1040	6

## SINGLE SEASON TOTAL OFFENSE LEADERS

	RUSH	PASS	TOTAL
1. Steve Fuller '78	649	1515	2164
2. Steve Fuller '77	437	1655	2092
3. Ken Pengitore '73	571	1370	1941
4. Homer Jordan, '81	440	1496	1936
5. Billy Hair, '51	698	1004	1702
6. Homer Jordan, '81	372	1331	1683
7. Billy Lott, '79	385	1184	1569
8. Bobby Gage, '47	502	1002	1504
9. Jimmy Addison, '66	246	1407	1120
10. Steve Fuller, '76	503	385	1338



# HIGH-LOW OFFENSIVE GAMES BY TIGERS AND OPPONENTS

## LOWEST RUSHING GAMES BY CLEMSON

Yds.	Site, Opponent, Score	Date
—15	a-Boston College (7-14)	10/10/42
—1	a-Boston College (22-32)	10/26/47
6	h-Wake Forest (14-16)	10/4/47
8	a-South Carolina (6-33)	10/21/43
19	a-Auburn (0-51)	10/11/69

## LOWEST RUSHING GAMES BY OPPONENTS

Yds.	Site, Opponent, Score	Date
—21	a-Furman (34-6)	11/22/41
—17	h-Furman (41-0)	11/6/48
—11	a-Furman (14-3)	11/25/39
—9	h-Auburn (34-18)	11/22/47
3	a-Wake Forest (51-6)	11/4/78
6	h-Presbyterian (76-0)	9/23/45
6	a-Maryland (16-0)	11/9/68

## LOWEST RUSHING GAMES BY BOTH TEAMS

Yds. and Teams	Site, Score	Date
119 (CU 46, South Carolina 73)	a-(8-13)	10/21/54
121 (CU 56, Virginia Military 65)	1-(0-0)	9/26/42
129 (CU 67, Baylor 62)	2-(18-24)	12/31/79
130 (CU 69, Georgia Tech 61)	a-(0-27)	9/28/63
160 (CU 98, Wake Forest 62)	a-(28-7)	9/24/60
164 (CU 6, Wake Forest 158)	h-(14-16)	10/4/47
164 (CU 111, N. C. State 53)	a-(7-0)	9/29/62
168 (CU 134, Maryland 34)	a-(17-19)	10/15/60
168 (CU 162, Maryland 6)	a-(16-0)	11/9/68
169 (CU 140, N. C. State 29)	h-(23-0)	10/10/59
169 (CU 93, Auburn 76)	a-(14-24)	10/28/61
1-Lynchburg, VA	2-Atlanta, GA (Peach Bowl)	

## HIGHEST RUSHING GAMES BY CLEMSON

Yds.	Site, Opponent, Score	Date
536	h-Wake Forest (82-24)	10/31/81
516	h-Presbyterian (76-0)	9/22/45
448	h-Furman (41-0)	11/6/48
439	h-Presbyterian (66-0)	9/21/57
436	h-Presbyterian (55-0)	9/23/50

## HIGHEST RUSHING GAMES BY OPPONENTS

Yds.	Site, Opponent, Score	Date
478	a-Tulane (20-36)	11/18/44
475	a-Oklahoma (3-52)	9/30/72
458	a-South Carolina (20-56)	11/22/75
444	a-Wake Forest (20-36)	10/17/70
437	a-Alabama (0-56)	9/20/75
434	a-Texas A&M (0-24)	9/14/74

## HIGHEST RUSHING GAMES BY BOTH TEAMS

Yds. and Teams	Site, Score	Date
707 (CU 397, South Carolina 310)	h-(41-23)	11/25/78
697 (CU 433, South Carolina 264)	h-(39-21)	11/23/74
690 (CU 232, South Carolina 458)	a-(20-56)	11/22/75
671 (CU 283, N. C. State 388)	a-(21-38)	10/23/76
653 (CU 390, North Carolina 263)	h-(54-32)	11/9/74
635 (CU 160, Oklahoma 475)	a-(3-52)	9/30/72
633 (CU 398, Presbyterian 235)	h-(69-7)	9/17/49
629 (CU 300, North Carolina 329)	h-(23-27)	11/6/76
624 (CU 536, Wake Forest 88)	h-(82-24)	10/31/81
610 (CU 251, South Carolina 359)	a-(20-32)	11/24/73

## LOWEST PASSING GAMES BY CLEMSON

Yds. Comp. Att.	Site, Opponent, Score	Date
—1 (1 for 6)	a-Maryland (6-6)	10/10/56
0 (0 for 3)	l-George Washington (27-0)	11/5/38
0 (0 for 4)	h-Presbyterian (32-13)	9/19/42
0 (0 for 2)	a-South Carolina (6-33)	10/21/43
0 (0 for 2)	a-South Carolina (20-13)	10/19/44
0 (0 for 8)	a-South Carolina (0-6)	10/23/52
0 (0 for 6)	a-Fordham (12-12)	11/8/52
0 (0 for 5)	h-Presbyterian (33-7)	9/19/53
0 (0 for 0)	a-South Carolina (7-0)	10/25/56
0 (0 for 2)	h-Virginia Tech (21-6)	11/23/56
	l-Greenville, S. C.	



## LOWEST PASSING GAMES BY OPPONENTS

Yds. Comp. Att.	Site, Opponent, Score	Date
0 (0 for 10)	h-Presbyterian (26-0)	9/17/38
0 (0 for 0)	a-Wake Forest (7-0)	10/28/38
0 (0 for 7)	a-George Washington (19-0)	10/31/41
0 (0 for 4)	a-Miami, Fla. (6-7)	11/2/45
0 (0 for 7)	a-The Citadel (20-0)	12/4/48
0 (0 for 2)	h-Presbyterian (69-7)	9/17/49
0 (0 for 9)	a-South Carolina (14-14)	10/19/50
0 (1 for 9)	a-Virginia (20-7)	9/24/55
0 (0 for 13)	a-Rice (19-0)	10/31/59

## LOWEST PASSING GAMES BY BOTH TEAMS

Yds. and Teams	Site, Score	Date
4 (CU 4, George Washington 0)	a-(19-0)	10/31/41
11 (CU —1, Maryland 12)	a-(6-6)	11/10/56
27 (CU 0, South Carolina 27)	a-(20-13)	10/19/44
33 (CU 27, Furman 6)	a-(14-3)	11/25/39
33 (CU 12, Presbyterian 21)	h-(34-0)	9/23/44
34 (CU 34, Rice 0)	a-(19-0)	10/31/59
39 (CU 10, Tulane 29)	a-(0-13)	11/3/40
39 (CU 39, Virginia 0)	a-(20-7)	9/24/55
40 (CU 0, Virginia Tech 40)	h-(21-6)	11/3/56

## HIGHEST PASSING GAMES BY CLEMSON

Yds. Comp. Att.	Site, Opponent, Score	Date
364 (13 of 26)	a-Duke (30-35)	10/19/63
342 (23 of 48)	a-North Carolina (13-17)	11/6/65
315 (13 of 21)	h-Virginia (40-35)	9/24/66
300 (18 of 30)	a-Georgia Tech (28-33)	9/22/75
290 (15 of 31)	a-Duke (27-34)	11/8/69
280 (11 of 16)	a-Furman (35-7)	11/8/47

## HIGHEST PASSING GAMES BY OPPONENTS

Yds. Comp. Att.	Site, Opponent, Score	Date
387 (23 of 37)	I-Pittsburgh (3-34)	12/30/77
368 (31 of 47)	a-Rice (10-29)	9/23/72
360 (21 of 36)	h-Duke (39-22)	10/19/68
341 (15 of 30)	a-Florida State (13-38)	11/7/70
316 (14 of 27)	h-South Carolina (32-38)	11/21/70
312 (26 of 48)	h-Virginia (40-35)	10/17/66
	I-Jacksonville, Fla.	

## HIGHEST PASSING GAMES BY BOTH TEAMS

Yds. and Teams	Site, Score	Date
627 (CU 315, Virginia 312)	h-(40-35)	9/24/66
578 (CU 237, Florida State 341)	a-(13-38)	11/7/70
547 (CU 187, Duke 360)	h-(39-22)	10/19/68
545 (CU 159, Pittsburgh 387)	1-(3-34)	12/30/77
536 (CU 244, Duke 292)	h-(10-21)	10/24/70
502 (CU 290, Duke 212)	a-(27-34)	11/8/69
498 (CU 364, Duke 134)	a-(30-35)	10/19/63
485 (CU 117, Rice 368)	a-(10-29)	9/23/72
483 (CU 240, Duke 243)	a-(38-10)	10/17/81
483 (CU 220, Wake Forest 263)	h-(82-24)	10/31/81
1 — Jacksonville, FL (Gator Bowl)		

## LOWEST TOTAL OFFENSE GAMES BY CLEMSON

Yds.	Site, Opponent, Score	Date
8 (8 rush, 0 pass)	a-South Carolina (6-33)	10/21/43
51 (48 rush, 3 pass)	a-N. C. State (0-18)	10/11/47
63 (53 rush, 10 pass)	a-Tulane (0-13)	11/3/40
85 (—15 rush, 100 pass)	a-Boston College (7-14)	10/10/42
90 (68 rush, 22 pass)	a-Maryland (0-34)	11/14/64
94 (19 rush, 75 pass)	a-Auburn (0-51)	10/11/69

## LOWEST TOTAL OFFENSE GAMES BY OPPONENTS

Yds.	Site, Opponent, Score	Date
—12 (—17 rush, 5 pass)	h-Furman (41-0)	11/6/48
—5 (—11 rush, 6 pass)	a-Furman (14-3)	11/25/39
29 (29 rush, 0 pass)	a-The Citadel (20-0)	12/4/48
35 (—21 rush, 56 pass)	a-Furman (34-6)	11/22/41
41 (20 rush, 21 pass)	a-Virginia (35-0)	10/26/63
57 (57 rush, 0 pass)	h-Presbyterian (26-0)	9/17/38

## LOWEST TOTAL OFFENSIVE GAMES BY BOTH TEAMS

Yds. and Teams	Site, Score	Date
169 (CU 56-55, Virginia Military 65-3)	1-(0-0)	9/26/42
250 (CU 228-27, Furman — 11-6)	a-(14-3)	11/25/39
269 (CU 69-37, Georgia Tech 61-106)	a-(0-27)	9/28/63
273 (CU 109-76, Wake Forest 88-0)	a-(7-0)	10/28/38



<b>Yds.</b>	<b>Players</b>	<b>Site, Team, Score</b>	<b>Date</b>
275	(CU 119-4, George Washington 152-0)	a-(19-0)	10/31/41
283	(CU 97-92, Miami (FL) 94-0)	a-(6-7)	11/2/45
289	(CU 174-10, South Carolina 66-41)	a-(0-0)	10/25/45
310	(CU 155-98, Presbyterian 57-0)	h-(26-0)	9/17/38
313	(CU 105-34, Furman 115-59)	h-(10-7)	11/24/38
316	(CU 217-39, George Washington 57-3)	h-(0-7)	11/7/42
1 — Lynchburg, VA			

### HIGHEST TOTAL OFFENSE GAMES BY CLEMSON

<b>Yds.</b>	<b>Site, Opponent, Score</b>	<b>Date</b>
756 (536 rush, 220 pass)	h-Wake Forest (82-24)	10/31/81
597 (516 rush, 83 pass)	h-Presbyterian (76-0)	9/22/45
567 (322 rush, 245 pass)	h-Citadel (58-3)	9/16/78
563 (323 rush, 240 pass)	a-Duke (38-10)	10/17/81
558 (436 rush, 122 pass)	h-Presbyterian (55-0)	9/23/50
556 (433 rush, 123 pass)	h-South Carolina (39-21)	11/23/74
550 (419 rush, 131 pass)	a-Virginia (30-14)	10/14/78
550 (342 rush, 208 pass)	a-Wake Forest (51-6)	11/4/78
546 (367 rush, 179 pass)	h-Furman (57-2)	11/18/50

### HIGHEST TOTAL OFFENSE GAMES BY OPPONENTS

<b>Yds.</b>	<b>Site, Opponent, Score</b>	<b>Date</b>
616 (458 rush, 158 pass)	a-South Carolina (20-56)	11/22/75
566 (179 rush, 387 pass)	I-Pittsburgh (3-34)	12/30/77
551 (364 rush, 187 pass)	a-Tennessee (28-29)	10/26/74
546 (254 rush, 292 pass)	h-Duke (10-21)	10/24/70
523 (283 rush, 240 pass)	h-Auburn (0-44)	10/10/70
	I-Jacksonville, Fla.	

### HIGHEST TOTAL OFFENSIVE GAMES BY BOTH TEAMS

<b>Yds. and Teams</b>	<b>Site, Score</b>	<b>Date</b>
1107 (CU 536-220, Wake Forest 88-263)	h-(82-24)	10/31/81
1009 (CU 232-161, South Carolina 458-158)	a-(20-56)	11/22/75
997 (CU 305-187, Duke 145-360)	h-(29-22)	10/19/68
978 (CU 390-193, North Carolina 263-132)	h-(54-32)	11/9/74
928 (CU 433-123, South Carolina 264-108)	h-(39-21)	11/23/74
915 (CU 283-138, N. C. State 388-106)	a-(21-38)	10/23/76
904 (CU 275-227, Virginia 315-87)	h-(32-27)	10/13/73
903 (CU 159-315, Virginia 117-312)	h-(40-35)	9/24/66
901 (CU 226-124, Tennessee 364-187)	a-(28-29)	10/26/74
858 (CU 323-240, Duke 82-243)	a-(38-10)	10/17/81

### HIGHEST INDIVIDUAL TOTAL OFFENSIVE GAMES BY CLEMSON

<b>YDS.</b>	<b>PLAYER</b>	<b>SITE, OPP., SCORE</b>	<b>DATE</b>
374 (141 rush, 233 pass)	Bobby Gage	h-Auburn (34-18)	11/22/47
335 (12 rush, 323 pass)	Thomas Ray	a-North Carolina (13-17)	11/6/65
312 (100 rush, 212 pass)	Ken Pengitore	a-North Carolina (37-29)	11/10/73
312 (42 rush, 270 pass)	Homer Jordan	h-Maryland (21-7)	11/14/81
310 (83 rush, 227 pass)	Ken Pengitore	h-Virginia (32-27)	10/13/73
297 (174 rush, 123 pass)	Billy Hair	h-Presbyterian (53-6)	9/22/51
297 (113 rush, 184 pass)	Billy Hair	h-Auburn (34-0)	11/26/51
290 (47 rush, 243 pass)	Mike O'Cain	a-North Carolina (38-35)	11/8/75
289 (104 rush, 185 pass)	Billy Hair	h-Duquesne (53-20)	11/4/50

### HIGHEST INDIVIDUAL TOTAL OFFENSIVE GAMES BY OPPONENTS

<b>Yds.</b>	<b>Player</b>	<b>Site, Team, Score</b>	<b>Date</b>
402 (15 rush, 387 pass)	Matt Cavanaugh	1-Pittsburgh (3-34)	12/30/77
352 (40 rush, 312 pass)	Bob Davis	h-Virginia (40-35)	9/24/66
346 (—22 rush, 368 pass)	Bruce Gadd	a-Rice (10-29)	9/23/72
318 (31 rush, 287 pass)	Leo Hart	h-Duke (10-21)	10/24/70
318 (2 rush, 316 pass)	Tommy Suggs	h-S. Carolina (32-28)	11/21/70
306 (185 rush, 121 pass)	Jeff Grantz	a-S. Carolina (20-32)	11/24/73
1-Jacksonville, FL (Gator Bowl)			

### MOST INDIVIDUAL RUSHING ATTEMPTS BY CLEMSON

<b>Attempts</b>	<b>Player</b>	<b>Site, Opp., Score</b>	<b>Date</b>
36 (133 yards)	Jim Shirley	a-N. C. State (6-0)	10/6/51
36 (202 yards)	Ray Yauger	h-W. Forest (28-14)	10/18/69
35 (201 yards)	Ray Yauger	h-N. Carolina (24-14)	11/16/68
33 (163 yards)	Fred Cone	a-Auburn (41-0)	11/25/50
33 (234 yards)	Don King	a-Fordham (12-12)	11/8/52
32 (92 yards)	Buddy Gore	h-S. Carolina (3-7)	11/23/68
31 (81 yards)	Fred Cone	1-Miami (FL) (15-14)	1/1/51
31 (144 yards)	Hugh Mauldin	h-TX Christian (3-0)	10/23/65
31 (131 yards)	Buddy Gore	a-N. Carolina (17-0)	11/4/67
31 (189 yards)	Buddy Gore	a-S. Carolina (23-12)	11/25/67
1-Miami, FL (Orange Bowl)			



## MOST INDIVIDUAL RUSHING ATTEMPTS BY OPPONENTS

Attempts	Player	Site, Opp., Score	Date
45 (249 yards)	James McDougald	a-W. Forest (14-20)	10/9/76
32 (184 yards)	Don McCauley	h-N. Carolina (7-42)	11/14/70
32 (178 yards)	Charlie Wysocki	h-Maryland (0-19)	9/15/79
30 (106 yards)	Charlie Wysocki	a-Maryland (7-34)	11/15/80
28 (228 yards)	Mike Voight	a-N. Carolina (38-35)	11/8/75
28 (197 yards)	Steve Atkins	a-Maryland (28-24)	11/18/78
28 (168 yards)	George Rogers	h-S. Carolina (27-6)	11/22/80
28 (111 yards)	Herschel Walker	h-Georgia (13-3)	9/19/81
24 (227 yards)	Ted Brown	h-N. C. State (7-45)	10/25/75
23 (121 yards)	Herschel Walker	a-Georgia (16-20)	9/20/80
23 (138 yards)	Kelvin Bryant	h-N. Carolina (19-24)	11/8/80

## HIGHEST INDIVIDUAL RUSHING GAMES BY CLEMSON

YDS.	PLAYER	SITE, OPP., SCORE	DATE
234 (29 carries)	Don King	a-Fordham (12-12)	11/8/52
204 (15 carries)	Buck George	h-Presbyterian (53-13)	9/20/52
202 (36 carries)	Ray Yaeger	h-Wake Forest (28-14)	10/18/69
201 (35 carries)	Ray Yaeger	h-North Carolina (24-14)	11/16/68
197 (27 carries)	Ken Callicutt	h-South Carolina (39-21)	11/23/74
189 (31 carries)	Buddy Gore	a-South Carolina (23-12)	11/25/67
182 (6 carries)	Bobby Gage	h-Presbyterian (42-0)	9/20/47
179 (13 carries)	Hal Davis	h-Virginia (29-7)	10/31/64
178 (19 carries)	Lester Brown	a-Virginia (30-14)	10/14/78
178 (19 carries)	Cliff Austin	a-Duke (28-10)	70/17/81

## HIGHEST INDIVIDUAL RUSHING GAMES BY OPPONENTS

Yds.	Player	Site, Team, Score	Date
256 (19 carries)	Steve Wadiak	a-S. Carolina (14-14)	10/19/50
249 (45 carries)	James McDougald	a-W. Forest (20-36)	10/9/76
230 (20 carries)	Larry Hopkins	a-W. Forest (20-36)	10/17/70
228 (28 carries)	Mike Voight	a-N. Carolina (38-35)	11/8/75
227 (24 carries)	Ted Brown	h-N. C. State (7-45)	11/25/75
217 (16 carries)	Brent Cunningham	a-Ga. Tech (7-28)	10/3/70
204 (22 carries)	Bubba Bean	h-Texas A&M (15-30)	10/6/73
197 (28 carries)	Steve Atkins	a-Maryland (28-14)	11/18/78
184 (32 carries)	Don McCaulay	h-N. Carolina (7-42)	11/14/70
182 (18 carries)	Bubba Bean	a-Texas A&M (0-24)	9/14/74

## HIGHEST INDIVIDUAL PASSING GAMES BY CLEMSON

YDS.	PLAYER	SITE, OPP., SCORE	DATE
323 (21 of 43)	Thomas Ray	a-North Carolina (13-17)	11/6/65
283 (12 of 19)	Jimmy Addison	h-Virginia (40-35)	9/24/66
270 (20 of 29)	Homer Jordan	h-Maryland (21-7)	11/14/81
258 (13 of 24)	Harvey White	a-Furman (45-6)	11/30/57
252 (9 of 14)	Tommy Kendrick	l-Virginia (32-15)	10/16/71
251 (13 of 21)	Willie Jordan	a-Georgia Tech (28-33)	9/27/75
246 (11 of 23)	Jim Parker	a-Duke (30-35)	10/19/63
245 (9 of 11)	Bobby Gage	a-Furman (35-7)	11/8/47
244 (23 of 39)	Tommy Kendrick	h-Duke (10-21)	10/24/70
		l-Richmond, Va.	

## HIGHEST INDIVIDUAL PASSING GAMES BY OPPONENTS

Yds.	Player	Site, Team, Score	Date
387 (23 of 36)	Matt Cavanaugh	1-Pittsburgh (3-34)	12/30/77
368 (31 of 46)	Bruce Gadd	a-Rice (10-29)	9/23/72
316 (19 of 34)	Leo Hart	h-Duke (39-22)	10/19/68
316 (19 of 29)	Tommy Suggs	h-S. Carolina (32-38)	11/21/70
312 (26 of 48)	Bob Davis	h-Virginia (40-35)	9/24/66
287 (26 of 36)	Leo Hart	h-Duke (10-21)	10/24/70
283 (28 of 56)	Jay Venuto	a-W. Forest (35-33)	11/1/80

1-Jacksonville, FL (Gator Bowl)

## HIGHEST INDIVIDUAL PASS RECEPTION GAMES BY CLEMSON

NO. & YDS.	PLAYER	SITE, OPP., SCORE	DATE
11 (129 yards)	Phil Rogers	a-North Carolina (13-17)	11/6/65
10 (144 yards)	Charlie Waters	h-Alabama (13-38)	10/25/69
10 (124 yards)	Perry Tuttle	a-Wake Forest (35-33)	11/1/80
10 (151 yards)	Perry Tuttle	h-Maryland (21-7)	11/14/81
9 (90 yards)	John McMakin	a-Florida State (13-38)	11/7/70
8 (87 yards)	Jimmy Abrams	h-Alabama (10-13)	10/28/67
8 (101 yards)	Charlie Waters	h-Georgia (0-30)	9/27/69
8 (141 yards)	Jim Lanzendoen	h-Virginia (32-27)	10/13/73
8 (108 yards)	Perry Tuttle	n-Baylor (18-24)	12/31/79

10 other players have caught 7 passes in one game

## HIGHEST INDIVIDUAL PASS RECEPTION GAMES BY OPPONENTS

No. & Yds.	Player	Site, Team, Score	Date
13 (209 yards)	Henley Carter	h-Duke (39-22)	10/19/68
13 (149 yards)	Wes Chesson	a-Duke (10-21)	10/24/70



<b>No. &amp; Yds.</b>	<b>Player</b>	<b>Site, Team, Score</b>	<b>Date</b>
12 (115 yards)	Phil Denfeld	h-W. Forest (82-24)	10/31/81
11 (131 yards)	Larry Seivers	a-Tennessee (19-21)	10/2/76
10 (83 yards)	Darryl Hill	h-Maryland (21-6)	11/16/63
10 (113 yards)	Ed Carrington	h-Virginia (40-35)	9/24/66
10 (109 yards)	Edwin Collins	a-Rice (10-29)	9/23/72
10 (163 yards)	Gordon Jones	1-Pittsburgh (3-34)	12/30/77
9 (97 yards)	Charlie Carr	h-N. Carolina (27-3)	11/5/66
9 (109 yards)	Gary Winrow	h-W. Forest (28-14)	10/18/69
9 (96 yards)	Bill Davis	2-Virginia (32-15)	10/16/71
1-Jacksonville, FL (Gator Bowl)		2-Richmond, VA (Tobacco Bowl)	

### **MOST INDIVIDUAL PASSING ATTEMPTS BY CLEMSON**

<b>No. (Comp. Yds.)</b>	<b>Player</b>	<b>Site, Opp., Score</b>	<b>Date</b>
48 (25, 237 yards)	Tommy Kendrick	a-FL State (13-38)	11/7/70
43 (21, 323 yards)	Thomas Ray	a-N. Carolina (13-17)	11/6/65
49 (20, 225 yards)	Tommy Kendrick	h-Georgia (0-30)	9/27/69
39 (23, 244 yards)	Tommy Kendrick	h-Duke (10-21)	10/24/70
38 (18, 183 yards)	Jimmy Addison	h-Alabama (10-13)	10/28/67
34 (21, 242 yards)	Tommy Kendrick	a-W. Forest (20-36)	10/17/70
34 (11, 80 yards)	Tommy Kendrick	h-N. Carolina (7-42)	11/14/70
34 (17, 204 yards)	Billy Lott	1-Baylor (18-24)	12/31/79
30 (14, 116 yards)	Billy Ammons	h-Auburn (10-21)	10/12/68
1-Atlanta, GA (Peach Bowl)			

### **MOST INDIVIDUAL PASSING ATTEMPTS BY OPPONENTS**

<b>No. (Comp. Yds.)</b>	<b>Player</b>	<b>Site, Opp., Score</b>	<b>Date</b>
56 (28, 283 yards)	Jay Venuto	a-W. Forest (35-33)	11/1/80
48 (26, 312 yards)	Bob Davis	h-Virginia (40-35)	9/23/72
46 (31, 368 yards)	Bruce Gadd	a-Rice (10-29)	9/23/72
40 (23, 208 yards)	Steve Casey	h-VA Tech (13-10)	10/5/80
39 (16, 261 yards)	Ron Bass	h-S. Carolina (28-9)	11/20/76
38 (15, 167 yards)	Boomer Esiason	h-Maryland (21-7)	11/14/81
37 (18, 199 yards)	Matt Kupec	a-N. Carolina (19-10)	11/10/79
36 (26, 287 yards)	Leo Hart	h-Duke (10-21)	10/24/70
36 (23, 387 yards)	Matt Cavanaugh	1-Pittsburgh (3-34)	12/30/77
36 (16, 114 yards)	Jay Venuto	h-W. Forest (31-0)	11/3/79
1-Jacksonville, FL (Gator Bowl)			

### **MOST INDIVIDUAL PASS COMPLETIONS BY CLEMSON**

<b>No. (Att., Yds.)</b>	<b>Player</b>	<b>Site, Opp., Score</b>	<b>Date</b>
25 (of 48, 237 yards)	Tommy Kendrick	a-FL State (13-38)	11/7/70
23 (of 39, 244 yards)	Tommy Kendrick	h-Duke (10-21)	10/24/70
21 (of 43, 323 yards)	Thomas Ray	a-N. Carolina (13-17)	11/6/65
21 (of 34, 242 yards)	Tommy Kendrick	a-W. Forest (20-36)	10/17/70
20 (of 40, 225 yards)	Tommy Kendrick	h-Georgia (0-30)	9/27/69
20 (of 29, 270 yards)	Homer Jordan	h-Maryland (21-7)	11/14/81
18 (of 38, 183 yards)	Jimmy Addison	h-Alabama (10-13)	10/28/67
17 (of 34, 204 yards)	Billy Lott	1-Baylor (18-24)	12/31/79
16 (of 29, 201 yards)	Tommy Kendrick	h-Alabama (13-38)	10/25/69
15 (of 26, 184 yards)	Billy Hair	h-Auburn (34-0)	11/24/51
1-Atlanta, GA (Peach Bowl)			

### **MOST INDIVIDUAL PASS COMPLETIONS BY OPPONENTS**

<b>No. (Att., Yds.)</b>	<b>Player</b>	<b>Site, Opp., Score</b>	<b>Date</b>
31 (of 46, 368 yards)	Bruce Gadd	a-Rice (10-29)	9/23/72
28 (of 56, 283 yards)	Jay Venuto	a-W. Forest (35-33)	11/1/80
26 (of 48, 312 yards)	Bob Davis	h-Virginia (40-35)	9/24/66
26 (of 36, 287 yards)	Leo Hart	h-Duke (10-21)	10/24/70
23 (of 36, 387 yards)	Matt Cavanaugh	1-Pittsburgh (3-34)	12/30/77
23 (of 40, 208 yards)	Steve Casey	h-VA Tech (13-10)	10/5/80
21 (of 32, 257 yards)	Ben Bennett	h-Duke (17-34)	10/18/80
20 (of 35, 229 yards)	Gary Schofield	h-W. Forest (82-24)	10/31/81
19 (of 34, 316 yards)	Leo Hart	h-Duke (39-22)	10/19/68
1-Jacksonville, FL (Gator Bowl)			

### **HIGHEST INDIVIDUAL YARDS RECEIVING GAMES BY CLEMSON**

<b>YDS. &amp; NO.</b>	<b>PLAYER</b>	<b>SITE, OPP., SCORE</b>	<b>DATE</b>
163 (5 receptions)	Jerry Butler	a-Georgia Tech (31-14)	9/24/77
161 (7 receptions)	Perry Tuttle	h-Wake Forest (82-24)	11/31/81
152 (2 receptions)	Craig Brantley	h-Virginia (28-9)	11/16/74
151 (7 receptions)	Perry Tuttle	h-Maryland (24-7)	11/14/81
145 (6 receptions)	Perry Tuttle	h-Furman (21-0)	9/8/79
144 (10 receptions)	Charlie Waters	h-Alabama (13-38)	10/25/69
141 (8 receptions)	Jim Lanzendoen	h-Virginia (32-27)	10/13/73
140 (6 receptions)	Perry Tuttle	h-Virginia (27-0)	10/4/81
140 (5 receptions)	Jerry Butler	a-Maryland (28-24)	11/18/78
134 (4 receptions)	Perry Tuttle	h-Wofford (45-10)	9/15/81
132 (4 receptions)	Charlie Waters	a-Virginia (21-14)	9/20/69



## **ALL-AMERICAN**

1939—Banks McFadden, Back (consensus)  
1940—Joe Blalock, End  
1941—Joe Blalock, End  
1945—Ralph Jenkins, Center (2nd)  
1948—Bobby Gage, Safety  
1950—Jackie Calvert, Safety  
1952—Tom Barton, Guard (2nd)  
1955—Joel Wells, Back (3rd)  
1959—Lou Cordileone, Tackle  
1966—Wayne Mass, Offensive Tackle  
1967—Harry Olszewski, Offensive Guard (consensus)  
1970—Dave Thompson, Offensive Guard  
1974—Bennie Cunningham, Tight End (consensus)  
1975—Bennie Cunningham, Tight End (consensus)  
1977—Joe Bostic, Offensive Guard  
1978—Joe Bostic, Offensive Guard  
1978—Jerry Butler, Split End  
1978—Steve Fuller, Quarterback (3rd)  
1979—Jim Stuckey, Defensive Tackle (consensus)  
1980—Obed Ariri, Placekicker (2nd)  
1981—Terry Kinard, Free Safety  
1981—Jeff Davis, Linebacker  
1981—Perry Tuttle, Flanker  
1981—Jeff Bryant, Defensive Tackle (2nd)  
1981—Lee Nanney, Offensive Tackle (2nd)

## **FIRST NATIONAL TITLE POSSIBLE**

If Clemson could defeat Nebraska in the Orange Bowl it could claim their first national championship in football. This would be the ACC's second national title in the gridiron sport as Maryland was voted number-one in the final polls in 1953. Clemson has never won a national championship in any sport. The Tigers have come close, finishing second in the NCAA soccer tournament in 1979, and fourth in the NCAA fencing tournament in 1978.

Clemson has been ranked number-one in soccer and baseball, but this is the highest ranking for the football team. The soccer team has been ranked number-one on numerous occasions, the last being after the first five games of the 1980 season. The basketball team has never been ranked higher than 10th. Bill Wilhelm's baseball team has also been rated number-one. In 1977 Clemson won its first 26 games of the season and was ranked first in the country. The best Clemson has finished in baseball is fifth in the College World Series.

Overall, this is quite a time for the ACC. Presently, the ACC has both the number-one ranked team in the nation in both football and basketball. North Carolina is number-one in both polls in the hoop sport, and this marks the first time in the history of the league that the ACC had the number-one team in both major sports.



## Through The Years . . .

YEAR	W	L	T	CU PTS	OPP PTS	CAPTAIN	COACH
1896	2	1	0	36	18	R. G. Hamilton	W. M. Riggs
1897	2	2	0	28	53	W. T. Brock	W. M. Williams
1898	3	1	0	110	20	A. B. Shealy	J. A. Penton
1899	4	2	0	109	40	J. N. Walker	W. M. Riggs
1900	6	0	0	222	10	J. N. Walker	John W. Heisman
1901	3	1	1	190	38	Claude Douthit	John W. Heisman
1902	6	1	0	152	22	Hope Sadler	John W. Heisman
1903	4	1	1	167	22	Hope Sadler	John W. Heisman
1904	3	3	1	50	45	Joe B. Holland	A. B. Shealy
1905	3	2	1	81	63	O. L. Derrick	E. B. Cochems
1906	4	0	3	38	4	Fritz Furtick	Bob Williams
1907	4	4	0	67	45	J. M. McLaurin	Frank Shaughnessy
1908	1	6	0	26	102	Stricker Coles	J. N. Stone
1909	6	3	0	93	43	C. M. Robbs	Bob Williams
1910	4	3	1	106	54	W. H. Hankel	Frank Dobson
1911	3	5	0	71	110	Paul Bissell	Frank Dobson
1912	4	4	0	179	126	W. B. Britt	Frank Dobson
1913	4	4	0	112	98	A. P. Gandy	Bob Williams
1914	5	3	1	167	123	W. A. Schilletter	Bob Williams
1915	2	4	2	118	48	W. K. McGill	Bob Williams
1916	3	6	0	81	146	S. S. Major	Wayne Hart
1917	6	2	0	183	64	F. L. Witsell	E. A. Donahue
1918	5	2	0	199	101	Stumpy Banks	E. A. Donahue
1919	6	2	2	151	55	Stumpy Banks	E. A. Donahue
1920	4	6	1	99	147	Boo Armstrong	E. A. Donahue
1921	1	6	2	55	187	J. H. Spearman	E. J. "Doc" Stewart
1922	5	4	0	170	109	E. H. Emanuel	E. J. "Doc" Stewart
1923	5	2	1	91	65	Butch Holohan	Bud Saunders
1924	2	6	0	80	96	Charlie Robinson	Bud Saunders
1925	1	7	0	18	160	G. I. Finklea	Bud Saunders
1926	2	7	0	20	169	B. C. Harvey	Bud Saunders
							Cul Richards
							Bob Williams
1927	5	3	1	74	84	Bud Eskew	Josh Cody
1928	8	3	0	192	77	O. K. Pressley	Josh Cody
1929	8	3	0	236	110	O. D. Padgett	Josh Cody
1930	8	2	0	239	82	Johnnie Justus	Josh Cody
1931	1	6	2	19	164	A. D. Fordham	Jess Neely
1932	3	5	1	89	111	Bob Miller	Jess Neely
1933	3	6	2	50	98	John Heinemann	Jess Neely
1934	5	4	0	89	85	Henry Woodward	Jess Neely
1935	6	3	0	147	99	Henry Shore	Jess Neely
1936	5	5	0	98	95	Net Berry	Jess Neely
1937	4	4	1	128	64	H. D. Lewis	Jess Neely
1938	7	1	1	145	56	Charlie Woods	Jess Neely
1939	9	1	0	165	45	Joe Payne	Jess Neely
1940	6	2	1	182	73	Red Sharpe	Frank Howard
1941	7	2	0	233	90	Wade Padgett	Frank Howard
1942	3	6	1	100	138	Charlie Wright	Frank Howard
1943	2	6	0	94	185	Ralph Jenkins	Frank Howard
1944	4	5	0	165	179	Ralph Jenkins	Frank Howard
1945	6	3	1	211	73	Ralph Jenkins	Frank Howard
1946	4	5	0	147	174	Chip Clark	Frank Howard
1947	4	5	0	206	146	Cary Cox	Frank Howard
1948	11	0	0	274	76	Bob Martin	Frank Howard
						Phil Prince	
1949	4	4	2	232	216	Gene Moore	Frank Howard
1950	9	0	1	344	76	Fred Cone	Frank Howard
1951	7	3	0	196	97	Bob Patton	Frank Howard
1952	2	6	1	112	157	George Rodgers	Frank Howard
1953	3	5	1	139	172	Dreher Gaskins	Frank Howard
						Nathan Gressette	
1954	5	5	0	193	121	Clyde White	Frank Howard
						Buck George	
						Scott Jackson	
						Mark Kane	
1955	7	3	0	206	144	Don King	Frank Howard
1956	7	2	2	167	101	Charlie Bussey	Frank Howard
1957	7	3	0	216	78	John Grdijan	Frank Howard
						Leon Kaltenbach	
1958	8	3	0	169	138	Bill Thomas	Frank Howard
1959	9	2	0	285	103	Paul Snyder	Frank Howard
						Harvey White	
1960	6	4	0	197	125	Lowndes Shingler	Frank Howard
						Dave Lynn	
1961	5	5	0	199	126	Ron Andreo	Frank Howard
						Calvin West	
1963	5	4	1	181	140	Tracy Childers	Frank Howard



YEAR	W	L	T	CU PTS	OPP PTS	CAPTAIN	COACH
1962	6	4	0	168	130	Dave Hynes	Frank Howard
1964	3	7	0	105	135	Ted Bunton	Frank Howard
1965	5	5	0	117	137	Johnny Boyette	Frank Howard
						Bill Hecht	
1966	6	4	0	174	177	Floyd Rogers	Frank Howard
1967	6	4	0	166	128	Mike Facciolo	Frank Howard
						Jimmy Addison	Frank Howard
1968	4	5	1	184	179	Frank Liberatore	Frank Howard
						Billy Ammons	
						Ronnie Ducworth	
1969	4	6	0	178	250	Jimmy Catoe	Frank Howard
						Charlie Tolley	
1970	3	8	0	164	313	Ivan Southerland	Hootie Ingram
						B. B. Elvington	
						Jim Sursavage	
1971	5	6	0	155	202	Ray Yauger	Hootie Ingram
						Larry Hefner	
1972	4	7	0	143	245	John McMakin	Hootie Ingram
						Wade Hughes	
						Buddy King	
1973	5	6	0	231	263	Frank Wirth	Red Parker
						Mike Buckner	
1974	7	4	0	246	250	Ken Pengitore	Red Parker
						Willie Anderson	
						Mark Fellers	
						Jim Ness	
1975	2	9	0	177	381	Ken Peeples	Red Parker
						Bennie Cunningham	
						Neal Jetton	
						Dennis Smith	
1976	3	6	2	172	237	Jimmy Williamson	Red Parker
						Malcolm Marler	
						Mike O'Cain	
						Randy Scott	
1977	8	3	1	228	163	Joey Walters	Charley Pell
						Steve Fuller	
						Randy Scott	
1978	11	1	0	368	131	Steve Godfrey	Charley Pell
						Steve Fuller	
1979	8	4	0	205	116	Randy Scott	
						Billy Lott	
1980	6	5	0	217	222	Bubba Brown	Danny Ford
						Lee Nanney	
1981	11	0	0	316	90	Willie Underwood	Danny Ford
							Danny Ford

### 19 SENIORS IN LAST GAME

Here is a list of Clemson seniors who will be playing their final game for Clemson in the Orange Bowl: There are 19:

- \*Tony Berryhill, C, Thomaston, GA
  - Nick Bowman, DE, Crossville, TN
  - Lockie Brown, PK, Tucker, GA
  - \*Jeff Bryant, DT, Atlanta, GA
  - Randy Cheek, LB, Augusta, GA
  - \*Brian Clark, OG, Ft. Meyers, FL
  - \*Jeff Davis, LB, Greensboro, NC
  - Pete Demery, WR, Kingstree, SC
  - \*Brad Fisher, OT, Fostoria, OH
  - \*Jerry Gaillard, WR, Yuma, AZ
  - Mike Gasque, QB, Elon College, NC
  - \*Hollis Hall, CB, Seneca, SC
  - Cliff McLellan, LB, Pendleton, SC
  - \*Lee Nanney, OT, Spartanburg, SC
  - \*Anthony Rose, CB, Sumter, SC
  - \*Bill Smith, DE, Duncan, SC
  - \*Perry Tuttle, WR, Winston-Salem, NC
  - Mike Wade, DE, Martinsville, VA
  - Scott Weeks, C, Jackson, SC
- \*Denotes starter



## CLEMSON HAS PLAYED IN 10 POST-SEASON BOWLS

### 1940 Cotton Bowl January 1, 1940 — Dallas, Texas

CLEMSON	0	6	0	0	—	6
BOSTON COLLEGE	0	3	0	0	—	3

BC—Lukachik, 35 yard field goal  
CU—Timmons, 1 yard run (kick failed)  
A—20,000

### 1949 Gator Bowl January 1, 1949 — Jacksonville, Fla.

CLEMSON	14	0	7	3	—	24
MISSOURI	0	14	2	7	—	23

CU—Cone, 1 yard run (Miller kick)  
CU—Cone, 1 yard run (Miller kick)  
MO—Entsminger, 2 yard run (Dawson kick)  
MO—Entsminger, 1 yard run (Dawson kick)  
CU—Poulos, 9 yard pass from Gage (Miller kick)  
MO—Safety, Gage tackled by Pepper in end zone  
CU—Miller, 32 yard field goal  
MO—Bounds, 20 yard pass from Entsminger (Dawson kick)  
A—36,000

### 1951 Orange Bowl January 1, 1951 — Miami, Fla.

CLEMSON	0	7	6	2	—	15
MIAMI (Fla.)	0	0	14	0	—	14

CU—Cone, 1 yard run (Radcliff kick)  
CU—G. Smith, 21 pass from Hair (kick failed)  
MI—Mallios, 5 yard run (Watson kick)  
MI—F. Smith, 17 pass from Hackett (Watson kick)  
CU—Safety, F. Smith tackled by S. Smith in end zone  
A—65,000

### 1952 Gator Bowl January 1, 1952 — Jacksonville, Fla.

CLEMSON	0	0	0	0	—	0
MIAMI (Fla.)	7	7	0	0	—	14

MI—Mallios, 11 yard run (Tremont kick)  
MI—Mallios, 2 yard run (Tremont kick)  
A—37,000

### 1957 Orange Bowl January 1, 1957 — Miami, Fla.

CLEMSON	0	0	14	7	—	21
COLORADO	0	20	0	7	—	27

CO—Bayuk, 2 yard run (Indorf kick)  
CO—Dowler, 6 yard run (kick failed)  
CO—Cook, 26 yard run (Indorf kick)  
CU—Wells, 3 yard run (Bussey kick)  
CU—Wells, 58 yard run (Bussey kick)  
CU—Spooner, 1 yard run (Bussey kick)  
CO—Bayuk, 1 yard run (Indorf kick)  
A—72,552

### 1959 Sugar Bowl January 1, 1959 — New Orleans, La.

CLEMSON	0	0	0	0	—	0
LSU	0	0	7	0	—	7

LSU—Mangham, 9 yard pass from Cannon (Cannon kick)  
A—82,000

### 1959 Bluebonnet Bowl December 19, 1959 — Houston, Texas

CLEMSON	0	3	0	20	—	23
TCU	0	7	0	0	—	7

CU—Armstrong, 22 yard field goal  
TCU—Moreland, 19 yard pass from Reding (Dodson kick)  
CU—Barnes, 68 yard pass from White (Armstrong kick)  
CU—King, 23 pass from Shingler (kick failed)  
CU—Scrudato, 1 yard run (Armstrong kick)  
A—55,000



### 1977 Gator Bowl

December 30, 1977 — Jacksonville, Fla.

PITTSBURGH	10	7	7	10	—	34
CLEMSON	0	3	0	0	—	3
P—Walker, 39 pass from Cavanaugh (Schubert kick)						
P—Schubert, 24 FG						
P—Walker, 10 pass from Cavanaugh (Schubert kick)						
C—Ariri, 47 FG						
P—Jones, 10 pass from Cavanaugh (Schubert kick)						
P—Schubert, 21 FG						
P—Walker, 25 pass from Cavanaugh (Trout kick)						
A—72,289						

### 1978 Gator Bowl

December 29, 1978 — Jacksonville, Fla.

CLEMSON	0	10	7	0	—	17
OHIO STATE	0	9	0	6	—	15
OSU—Atha, 27 FG						
CU—Fuller, 4 run (Ariri kick)						
OSU—Schlichter, 4 run (kick failed)						
CU—Ariri, 47 FG						
Austin, 1 run (Ariri kick)						
OSU—Schlichter, 1 run (Run failed)						
A—72,011						

### 1979 Peach Bowl

December 31, 1979 — Atlanta, Ga.

BAYLOR	0	14	10	0	—	24
CLEMSON	7	0	3	8	—	18
C—Brown, L. 1 run (Cariri kick)						
B—Taylor, 3 pass from Brannon (Bledsoe kick)						
B—Holt, 24 pass from Brannon (Bledsoe kick)						
C—Ariri 40 FG						
B—Bledsoe, 29 FG						
B—Cockrell, 7 pass from Elam (Bledsoe kick)						
C—McSwain, 1 run (McCall from Lott)						
A—57,731						

## ACC ALL-TIME FOOTBALL STANDINGS

(Regular season games against each other, 1954 through 1980)

School	Years	Games	Won-Lost-Tied	Pct.
<b>Clemson</b>	<b>29</b>	<b>168</b>	<b>106 - 58 - 4</b>	<b>.643</b>
Maryland	29	168	103 - 64 - 3	.622
N. C. State	29	172	93 - 72 - 7	.561
Duke	29	167	90 - 70 - 7	.560
North Carolina	29	182	102 - 77 - 3	.569
Wake Forest	29	155	55 - 122 - 5	.371
Virginia	28	155	33 - 121 - 1	.216
(Former Member)				
South Carolina	18	114	56 - 54 - 4	.509

### INJURIES ALMOST NEGLIGIBLE

Good health is one of the reasons for Clemson's success this season. Only five starters have missed games this season due to injury and no starter has missed more than two games due to injury. Only one game all season (Maryland) has Clemson been without the services of two starters. Dan Benish (DT) and Jeff McCall (FB) both missed that one. McCall has missed two games this season, Jerry Gaillard (WR) and Bill Smith (DE) have also missed a pair, while Benish and Tim Childers have missed one each. That means a collective total of only eight games have been missed by those five starters.



## **The Last Time . . .**

### **A punt was returned for a touchdown:**

Clemson — 85 yards — Don Kelley vs. Maryland, Oct. 31, 1970, at College Park, Md. (Clemson 24, Maryland 11).

Opponents — 67 yards — Scott Woerner of Georgia, Sept. 20, 1980, at Athens, Ga. (Clemson 16, Georgia 20)

### **A kickoff was returned for a touchdown:**

Clemson — 98 yards — Hal Davis vs. Georgia, Oct. 13, 1962 at Clemson (Clemson 10, Georgia 24).

Opponents — 100 yards (102 actual) — Larry Fallen of Virginia Tech, Oct. 7, 1978, at Clemson (Clemson 38, Virginia Tech 7).

### **An interception was returned for a touchdown:**

Clemson — 37 yards — Willie Underwood vs. South Carolina, Nov. 22, 1980, at Clemson (Clemson 27, South Carolina 6)

Opponents — 87 yards — Dennis Tabron of Duke, Oct. 18, 1980 at Clemson (Clemson 17, Duke 34)

### **A punt was blocked by:**

Clemson — Rod McSwain vs. South Carolina, Nov. 21, 1981, in Columbia, in first quarter (Clemson 29, South Carolina 13)

Opponent — Danny Barlow of North Carolina, Nov. 7, 1981, in Chapel, Hill, NC, in second quarter. (Clemson 10, North Carolina 8)

### **A punt was blocked for a touchdown:**

Clemson — Rod McSwain vs. South Carolina, Nov. 21, 1981, at Columbia. McSwain blocked a Chris Norman punt with the line of scrimmage at the 28, Johnny Rembert recovered the ball in the end zone for touchdown. (Clemson 29, South Carolina 13)

Opponent — Vaughan Johnson of N. C. State, Oct 25, 1980, at Raleigh, NC. Johnson blocked a Rich Hendley punt with line of scrimmage at 18. James Butler picked ball up at 5 and ran in for score (Clemson 20, N. C. State 24)

### **A safety was scored:**

Clemson — Jay Venuto of Wake Forest fell on ball in end zone after high snap from center out of shotgun, Nov. 1, 1980 (Clemson 35, Wake Forest 33)

Opponents — Danny Barlow of North Carolina blocked a Dale Hatcher punt through the end zone for a safety, Nov. 7, 1981, at Chapel Hill, NC. (Clemson 10, North Carolina 8)

### **A fumble was recovered for a touchdown:**

Clemson — Smiley Sanders vs. Kentucky, Sept. 11, 1971, at Clemson (Clemson 10, Kentucky 13).

Opponents — Eddie Porter of Georgia Tech, Sept. 28, 1974, at Clemson (Clemson 21, Ga. Tech 17).



## School Colors and Nickname

The late William J. Latimer, a 1906 graduate of Clemson College, did some extensive research on the football program at his alma mater, and offered the following in regard to the school's nickname and colors:

Professor Walter Merritt Riggs, who coached Clemson's first varsity football team in 1896, and who also served as head coach again in 1899, is said to have "planted the seed" for the school's grid program.

In referring to the players from that first team, Latimer said, "Due to the lack of helmets and head protection they (the players) wore long hair. These long manes might have gained them the name of Lions had it not been for the orange and purple striped jerseys and stockings that resembled tigers. The latter nickname seemed to stick."

Latimer then observed about John Heisman's 1900 Clemson team: "They had been called Tigers early in their career. And Clemson used the insignia of a Tigers' head with bared fangs, with the motto 'Eat Em Up Clemson' before Heisman's day."

Latimer's findings are substantiated by the fact that Riggs had played football at Auburn (nicknamed Tigers) and that its colors were orange and blue.

The official colors of the school are Northwest Purple and Burnt Orange, with the predominant colors on today's athletic uniforms being orange and white.

Joe Sherman '34, former Clemson sports publicist, news bureau director, and director of Clemson's alumni relations, offered the following in his book, **The Clemson Tigers**, which was published in 1976:

"It is extremely doubtful that anyone can tell you with certainty how the Clemson colors swung from purple (and a rather pale purple, at that) and gold to what for several years was described as 'Northwestern purple and burnt orange.'

"But that the colors have changed, unofficially if not officially, is a fact and there is a story about it that is probably as good as any other explanation.

"It says that in the early years of Jess Neely's tenure, he found it almost impossible to get uniforms in purple and gold that would be 'color fast.' In other words, between constant exposure to both the weather and the washing machines, the purple and gold faded markedly and became difficult, if not impossible, to recognize for what they were supposed to be.


"So, working with professional color people in the school of textiles and with sporting goods manufacturers, Neely finally arrived at deeper colors (a slightly deeper purple and a gold that became orange) that were more color fast in that they held up better under the rays of the sun, the agitations of the washing machine and the carry-over from season to season."

Still, most people believe that the purple and orange are the true colors.


The Clemson Tiger was modified somewhat in the summer of 1970, and to separate him from the other tigers at other schools, the University adopted the Tiger Paw. The Paw did not replace the Tiger, but the two go hand-in-hand. or should we say hand-in-foot.




# Clemson's 1981 All-ACC Selections




**DAN BENISH**  
Defensive Tackle




**TONY BERRYHILL**  
Center




**JEFF BRYANT, DT**  
2nd Team All-American



**JEFF DAVIS, LB**  
All-American




**HOMER JORDAN**  
Quarterback



**TERRY KINARD, FS**  
All-American



**LEE NANNEY, OT**  
2nd Team All-American



**PERRY TUTTLE, WR**  
All-American





All-American Linebacker Jeff Davis

## 1981 Clemson Results

(11-0 Overall, 6-0 in ACC)

ACC Champions

Date	CU-OPP	AP-UPI Rank After Game
Sept. 5	45-10 WOFFORD	NR-NR
Sept. 12	13-5 at Tulane	NR-NR
Sept. 19	13-3 GEORGIA	19-18
Sept. 26	OPEN DATE	14-14
Oct. 3	21-3 at Kentucky	9-10
Oct. 10	27-0 VIRGINIA	6-7
Oct. 17	38-10 at Duke	4-5
Oct. 24	17-7 N. C. STATE	3-4
Oct. 31	82-24 WAKE FOREST	2-3
Nov. 7	10-8 at North Carolina	2-2
Nov. 14	21-7 MARYLAND	2-2
Nov. 21	29-13 at South Carolina	2-2
Nov. 28	OPEN DATE	1-1



All-ACC Tackle Lee Nanney