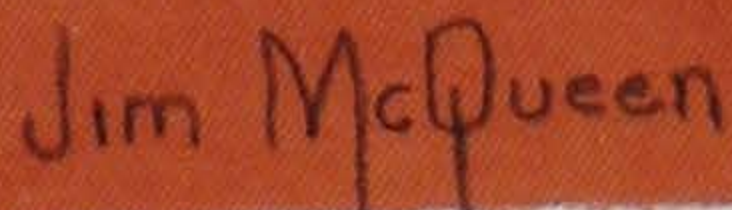


A close-up portrait of a smiling Black man with short dark hair, wearing a red and white striped shirt. The image is framed by a thick black border.



Kenny Flowers, TB Heisman Candidate

Press Information

Between these covers you should find just about everything you need to know about the Tigers. Please don't hesitate, however, to call on us at any time.

If you're assigned to cover a game in Clemson's Memorial Stadium this fall, the following hints will be helpful:

ENTRANCE TO STADIUM/PRESS BOX

Enter through Gate 13 which is located on the press box (South) side of the field at the south-east corner. Should you have need to pick up tickets at our press will call gate, they will be at Gate 13. Come through Gate 13, and go straight ahead to the elevator which will take you to the press box.

PRESS BOX

There are two levels to Clemson's press box, located in the center of the club level of the South stands. The first level contains the photo deck, a dark room, the outside PA, stadium operations & security, along with booths for field telephones, radio networks, and athletic directors for Clemson and the visiting team. The second level is for the print media, with seating accommodations for 104 members of the working press. This level houses Clemson's famous buffet, and the telecopier room.

WORKING CREDENTIALS

We'll appreciate getting these as early as you know your assignment. Requests for working press and photo passes are honored from SPORTS EDITORS of DAILY newspapers and RADIO & TV SPORTS DIRECTORS **ONLY**. Make request directly to BOB BRADLEY. There is not room for individual radio stations in the press box, only the two networks of the participating schools. Spouses, dates, non-workers, and anyone 16 years of age or younger, are not permitted in the press box.

PARKING PASSES AND COMPLIMENTARY TICKETS

There are a limited number of these available for use by the members of the working press, and the sooner we know of your need, the closer we will come to filling your request. Your request should be made directly to BOB BRADLEY.

TELECOPIER AND ELECTRONIC SERVICES

Our press box is equipped with eight (8) outside phone lines for your electronic equipment, and at no charge to your paper. We will have three telecopiers at the game which can be used on a first-come, first-serve basis, and we also have press box assistants who are available to send you copy as necessary. **THERE IS NO CHARGE FOR ANY OF THESE SERVICES.**

It is the responsibility of each paper to make prior arrangements for season-long phone installations, which gives the paper first priority on that phone. Electrical and phone jacks are at each seat.

There are also three other phones which are reserved for radio voice reports for an hour after the game's conclusion.

We furnish a typed play-by-play, individual and team stats, and coaches' quotes. Also, our communications center staff furnishes a packet of first half action shots - six 5x7 black and white prints which are free upon request.

LOCKER ROOM INTERVIEWS

The team dressing rooms are located beneath the west end zone stands, to your left from the press box. The two SIDs will escort writers wishing post-game interviews to this area with about three minutes showing on the scoreboard clock. **The Clemson dressing room is closed to all media**, but Coach Ford will be in his interview room and players chosen by media members will be in their interview area for post-game comments following a short team meeting.

DANNY FORD'S WEEKLY PRESS CONFERENCE

Every Tuesday during the football season, Coach Danny Ford will hold a weekly press conference at the Clemson House beginning at 11:00 a.m.

The first gathering is scheduled for Tuesday, Sept. 9, prior to the season opener with Virginia Tech, and the 11th and final regular season session is planned for Tuesday, Nov. 18, prior to the South Carolina game.

DAILY SPORTS REPORT

The Clemson Sports Information Office tapes a 3-minute daily sports report each morning, Monday through Friday, with emphasis on the sports during their respective seasons. Interviews are conducted with the various coaches, as well as players. To get an up-to-date report on the Tigers, call 803-654-4402.

BEST TIME TO CONTACT COACH DANNY FORD

If you find it impossible to attend his weekly press conference, Coach Danny Ford is usually available for telephone interviews in his office daily, Tuesday through Friday, from 10:30-11:30 a.m., and from 2:30-3:30 p.m. His office number is 803-656-2101, ext. 260.

FALL PRACTICE PLANS

New Clemson players will report to campus August 9. Returning players will report the 14th for physicals. Conditioning for the entire team begins August 15 and the team goes into pads for the first time August 19. The annual Fan Picture Day is set for August 24.

SID ADDRESS


P. O. Box 632
Clemson, SC 29633
Phone: (803) 656-2114

1986 Schedule

Date	Opponent	Time
Sept. 13	VIRGINIA TECH (IPTAY Day)	12:20 PM
Sept. 20	at Georgia	TBA
Sept. 27	at Georgia Tech	12:20 PM
Oct. 4	THE CITADEL (Parents' Day)	1:00 PM
Oct. 11	at Virginia	7:00 PM
Oct. 18	DUKE (Homecoming)	1:00 PM
Oct. 25	at N.C. State	7:10 PM
Nov. 1	at Wake Forest	1:00 PM
Nov. 8	NORTH CAROLINA (Hall of Fame Day)	TBA
Nov. 15	Maryland (Baltimore, MD)	TBA
Nov. 22	SOUTH CAROLINA	1:00 PM

ALL TIMES ARE SUBJECT TO CHANGE.

Clemson's upperclassmen returning starters are shown in a painting by Jim McQueen on the back cover of this press guide. Here is an identification:



- | | |
|-----------------------------|--------------------------|
| 1 - Danny Ford, Head Coach | 8 - Terence Mack, BAN |
| 2 - Terrance Roulhac, WR | 9 - Delton Hall, CB |
| 3 - Jim Riggs, TE | 10 - David Treadwell, PK |
| 4 - Michael Dean Perry, OLB | 11 - Kenny Flowers, TB |
| 5 - Perry Williams, CB | 12 - Brian Raber, MG |
| 6 - Dwayne Meadows, DT | 13 - A. J. Johnson, FS |
| 7 - John Phillips, OG | 14 - Ray Williams, WR |

Table of Contents

Smart Team

Clemson had more members on the Academic All-ACC team in 1985 than any other team. Five members of the team made the club that requires a minimum of a 3.0 GPA for the academic year. John Watson, now a graduate in zoology, was a starter for the Tigers at tackle, and was a member of the All-Academic team. Starting Clemson punter Andy Newell, who also graduated with his class last May, is another Tiger on that team. Scott Enzor, a linebacker who is a second-team player entering 1986, Lance Masters, a reserve defensive back, and Bruce Bacon, a reserve wide receiver, were the other Clemson players on the team.

All-ACC Team, 1985	72	Player Biographies	33	Scores, All-Time	142
Past ACC Champions	75	All-Star Candidates	75	Single Game Superlatives	126
Assistant Coaches, 1986	17	Career Highs	71	Stadium	31
Athletic Dept., Staff	22	Freshmen	50	Starting Lineups, All-Time	145
Athletic Director	21	Veterans	20	Statistical Conference Champs	137
Depth Chart, 1985	91	President Lennon	110	Team	115
Depth Chart, Preseason, 1986	Insert	Radio Network	136	Television Appearances	108
Directory, Staff	Insert	Records	134	Top 20 Seasons	131
Glossary	2	All-ACC Players	129	Versus Major Conferences	107
Hall of Fame	78	All-Americans	107	Winning Streaks	120
Head Coach Danny Ford		All-Star Action	131	Yearly Leaders	124
Biography	14	Against All Competition	130	Yearly Clemson Stats	132
Comments on 1986	13	AP Weekly Rankings	103	Yearly Opponent Stats	133
Best Time to Contact	IFC	Asst. Coaches, All-Time	157	Yearly Record	140
Press Conferences	IFC	Attendance	118	Rosters	Insert
Versus All Competition	16	Bowl Competition	117	Schedules, Composite	105
IPTAY	26	Career Records	122	Sports Program, Clemson	80
Media List	IBC	Class Records	128	Spring Game 1986	77
Opponents, 1986		Defensive Records	134	Stadium, Memorial	30
Virginia Tech	98	Head Coaches, All-Time	113	Strength Training	76
Georgia	98	Honors, All-Time	116	Statistics, 1985	92
Georgia Tech	99	Individual	152	ACC	94
Citadel	99	Last Time It Happened	138	Diary	82
Virginia	100	Longest Plays	109	Game by Game, Individual	81
Duke	100	NCAA Stat Rankings	139	Game by Game, Team	97
N.C. State	101	One-Hundred-Yard Performances	163	Honors, 1985	Insert
Wake Forest	102	Pro Players, All-Time	112	Individual	85
North Carolina	102	Quarter Scoring	121	Season Review, 1985	Insert
Maryland	103	Season Bests	104	Starting Lineups	83
South Carolina	8	Series Scores with 1986 Opponents		Superlatives	Insert
Outlook for 1986				Team	Insert

Photos By: Jim Moriarty, Bob Waldrup, Tom Shockley, Bruce Hagan, Lance McKinney, Rob Biggerstaff, the Clemson Communications center, The Orange & White, Earle Martin, Chicago Bears, Buffalo Bills, Taps, C.W. Pack and Scott Harke.

Edited and designed by Tim Bourret. Editorial assistance by Bob Bradley, Kassie Kessinger, Sam Blackman, Maria Farry, Tim Match, David Latimore, Harold Vigodsky, David Webb and Jill Mixon. Special thanks to football secretary Elaine Swearingen and to Sam Blackman, who spent countless hours researching the all-time starting lineup section in this year's press guide.

Printing: Electric City Printing of Anderson, SC.

Cover Artwork: Jim McQueen, who painted the cover of Clemson's award-winning 1982 and 1983 football guides, is responsible for the artwork on the front and back cover of this year's press guide. He has captured Clemson Heisman Candidate Kenny Flowers on the front cover and the Tigers' 13 upperclassman returning starters and Head Coach Danny Ford on the back cover.



Clemson Glossary

Halftime Speeches

Danny Ford must have given great halftime speeches during his first full season as head coach. In the regular season of 1979 the Tigers dominated the third period. That year Clemson allowed only seven points in the third period. A North Carolina touchdown on a fluke screen pass play was the only score yielded by the Tigers in that period all season. Additionally, Clemson converted on third down 47 percent of the time compared to 29 percent of the time for the opponents. Clemson averaged 4.7 yards a play on first down compared to 2.4 yards a play for the opposition and Clemson controlled the clock 105 minutes compared to 60 minutes for the opposition in the third period that season.

Accommodations

There are two major motels in Clemson proper, the Ramada Inn (803) 654-7501, and the Holiday Inn (803) 654-4450. But, they are booked on game weekends, so if you are in a bind, call Bob Bradley at the sports information office and he will try to pull a few strings.

Address

If you are mailing something to the Clemson SID office, address it to Bob Bradley, PO Box 632, Clemson, SC 29633. The federal express address (they don't like PO Boxes) is 1 Perimeter Road, Clemson, SC 29633. The address of Clemson Memorial Stadium is Williamson Road, Clemson, SC 29633.

All-Pro

While William Perry got all the attention last season as Clemson's most famous rookie in the NFL, the Tigers actually had a rookie on the NFL All-Pro team. Dale Hatcher, without a doubt the top punter in Clemson history, made the Pro Bowl and most All-Pro teams last season as a rookie with the Los Angeles Rams. He led the league in punts inside the 20 and was second overall in punting average. He was a starter for four years for the Tigers and hangtime is his trademark. He is one of just a handful of punters to hit the top of the Superdome.

Clemson made quite an impact on pro football last year and it is safe to say no school in the country had more rookies on NFL rosters than

Clemson. No less than seven former Clemson players performed as rookies on various NFL teams last year and three were chosen to various All-Rookie teams. The other All-Rookie team members were Perry and Kevin Mack (Cleveland Browns). The other first-year Clemson players last year were Donald Igwebuike (Tampa Bay Bucs, PK), K.D. Dunn (Tampa Bay Bucs, TE), Reggie Pleasant (Atlanta Falcons, CB), and Ty Davis (New York Giants, DB).

All-Star Candidates

Clemson has had 13 different All-Americans in the decade of the eighties and the streak of having at least one first or second team All-American every year since 1977 should continue this season. The 1986 Tigers have a lot of all-star candidates, led by Kenny Flowers, Clemson's first Heisman Candidate since Steve Fuller in 1978. Fuller finished in a tie for sixth in the voting that year. Flowers needs just 253 yards to become Clemson's all-time leading rusher and he finished with a rush (boy is that a bad pun) with six 100-yard games in his last seven contests.

Keep an eye on some other Tigers, however. Jim Riggs is a sure handed tight end who puts up a road block as solid as any Communist country and runs the 40 in 4.63. In addition to all that he was a Strength All-American last year. Terence Mack is another candidate at defensive end as he can move all over the field. Some say he has the best chance of any Tiger to make it as a starter in the pro ranks. Mack is Andy Headen (New York Giants) three years ago, but quicker.


Terrance Roulhac and John Phillips are two more all-star candidates. Roulhac was All-ACC as a sophomore when he led the league in touchdown receptions, while Phillips is a junior who leads the offensive line. Now you may think it is ridiculous to have a guy who has only started seven games as an all-star candidate. But, when Phillips was a starter last year Clemson averaged 270 yards a game on the ground and when he didn't start the Tigers averaged only 140 yards a game on the ground. Watch number-61 and you will see a player who loves to play the game.

Last, but not least, is Michael Dean Perry. The brother of celebrated Chicago Bears lineman William Perry could be celebrated himself if he could stay healthy. He was second in the ACC as a freshman in tackles for loss, but last year was as frustrating for Michael Dean as it was rewarding for William. A broken ankle and a broken arm allowed Michael Dean to play in only 25 percent of Clemson's defensive snaps. If he can stay out of the doctor's office Michael Dean could be another one for the all-star list.

On an all-conference level watch for placekicker David Treadwell, defensive backs A.J. Johnson and Delton Hall and defensive lineman Dwayne Meadows.

Alma Mater

The Clemson alma mater actually came about because of an embarrassment. At an ROTC camp in Plattsburgh Barracks, NY attended by a Clemson ROTC group in 1918, the schools got



Kenny Flowers is Clemson's first Heisman candidate this decade.



Shawn Weatherly, 1980 Miss Universe, is one of three Clemson co-eds who have competed in Miss America or Miss USA contests this decade.

together to sing their respective alma maters. But, the Clemson group did not have a school song and was embarrassed by the fact. Albert C. Corcoran, one of the cadets, was so embarrassed that upon his return to Clemson he composed the words to the current alma mater. Hugh McGarity later composed the music. It was later revised by Dr. John Butler and then again later by Robert Hawkins. The alma mater is as follows:

Where the Blue Ridge yawns its greatness
Where the Tigers play
Here the sons of dear old Clemson,
Reign Supreme alway.

Chorus

Dear old Clemson, we will triumph
And with all our might
That the Tigers' roar may echo
O'er the mountain height.

Alumni Association

Located on the Clemson campus and directed by George Moore. His office number is 656-2345.

Apples

During the 1902 season Georgia took a 29-0 whipping from the John Heisman coached Clemson Tigers. The Georgia-Georgia Tech rivalry was in force during those days just as it is today. After the game, as an incentive for the Tigers, the Bulldogs told the Clemson players they would give them a bushel of apples for every point Clemson defeated Georgia Tech above the 29-point spread.

With the sweet taste of MacIntosh on their minds, Clemson scored 13 touchdowns and recorded 55 firstdowns (had to go only five yards in three downs in those days) in a 73-0 extermination of the Yellow Jackets. As a result, the Georgia team had to deliver 44 bushels of apples to the Clemson team after the season.

Attendance

An ever-changing number at Clemson. With the upper deck addition to the North Stands, the

permanent seating capacity at Memorial Stadium is 74,854 permanent seats. That figure does not include 5,000 fans in the east end zone on the green grass area. In general we list the overall capacity as 79,854, not counting employees, players and coaches.

The record crowd is 82,093, and that includes coaches, employees, Danny Ford, etc. The attendance progression has been steady in recent years. In 1977 the capacity was 43,451; in 1978 it went to 53,306 and in 1982 it went up to 57,307. With the addition in 1983 we have now risen 36,403 in capacity since 1977, or an 83.78 percent increase.

In 1975 the average home crowd was 39,174. Last year the average home crowd was 76,736, or about a 98 percent increase over a 10-year period. At this pace, by the year 2000 the average home attendance will be 306,944 per game. We might have to park the cars in Greenville if we keep this up.

Auburn

School that supplied Clemson with its first four head coaches. W.M. Riggs (1896, 1899), W.W. Williams (1897), J.A. Penton (1898) and John Heisman (1900-03) all came to Clemson from Auburn. The schools are very much alike physically and in terms of athletic tradition.

Recently the ties have continued. Danny Ford got his start in coaching thanks to the advice of current Auburn Coach Pat Dye, who convinced Ford in 1971 to take a graduate assistant coaching position at Alabama instead of going into business. And, Clemson's new quarterback coach, Jack Crowe (see Chemistry), was at Auburn previous to his appointment at Clemson. He would love to become the first backfield coach in history to coach two Heisman Trophy winners in consecutive years at two different schools. That would make a great Trivia Pursuit question.

Baby Backers

Term that could be used to describe Clemson's linebacker group this year. When Henry

Walls and Keith Williams departed Clemson a year early for the pro ranks it left linebacker coach Miles Aldridge with a roster of 10 linebackers that had collectively started one game in their Clemson careers ... and that start was by Duane Walker at a defensive end position.

You won't find an experienced senior in the bunch and three of the top four linebackers are players who have basically never played the position in a Clemson game before. There is no truth to the rumor that only five of the 10 linebackers on the current Clemson roster shave, but Schick won't need to develop a new style of razor to cut their whiskers either.

Beauty Queens

While Clemson has made a pretty good run in football in recent years (nine straight winning regular seasons), since the beginning of this decade Clemson might be unmatched when it comes to beauty queens. In 1980 former Clemson fencer, now television star Shawn Weatherly won the Miss Universe contest, the Super Bowl of beauty pageants so to speak.

In 1985 former cheerleader Sherry Thrift was the runner-up in the Miss America pageant, while Clemson had both the Miss South Carolina and Miss North Carolina selections. Thrift won Miss South Carolina and Kate Kenny, a former basketball cheerleader and sister of Philadelphia Eagles lineman Steve Kenny, won Miss North Carolina.

Birth Control

Clemson Head Coach Danny Ford is not one to go on record in regard to his feelings on birth control, but his coaching record may give away his beliefs. Last year he became the proud father of his fourth child and first son, Daniel Lee Ford II.

The birth on October 17 was truly a welcomed sight to everyone involved in Clemson football because the Tigers just do not have a good record when Danny's wife Deborah is pregnant. A look at the game-by-game results tells us that in games in which Ford's wife has been pregnant at Clemson the Tigers are just 8-8 (.500), but when she is not pregnant the Tigers are 50-13-2 (.790). Both times Clemson has had a 6-5 regular season (Danny's worst years at Clemson) have been seasons in which his wife is pregnant. Deborah is not expecting heading into 1986 and coach Ford tells us they are not expecting to be expecting.

Blocking Back

For those of you who believe in reincarnation, Clemson fullback Chris Lancaster might be your favorite player. This 235-pound fullback is a throwback to the old-style blocking back of the 40s. I mean you can just see this guy clearing the way for Banks McFadden on a crisp autumn afternoon in 1939 on Riggs Field. He even has the red crewcut to go with it.

Clemson's starting fullback was in nine games, four as a starter, last year, but he rarely carried the ball. He was devastating on sweeps leading Kenny Flowers around end and he was a major reason Flowers had six 100-yard games in the last seven weeks of the season. In fact, a look at the stats reveals that Lancaster played his last 255 plays without carrying the ball last year. He doesn't mind this duty as he is a team player through and through. "If we had more players like Chris Lancaster on this team we would not have to worry about wins and losses," said Ford after Lancaster's outstanding work this past spring.



Clemson added lights to Memorial Stadium in 1984.

Bradley, Bob

Now in his 32nd year of service as Clemson's Sports Information Director, Bob Bradley is the man who runs the show on game day at Clemson. If you have any problems call him at home (803) 654-5419, or at the office (803) 656-2114. He's been known to arrange police escorts, fix flat tires, or solve just about any member of the media's problems over the years. He has received every award conceivable in his profession, including Most Valuable Fisherman at the ACC Sportswriters meeting at Grandfather Mountain for the last 32 years in a row. He has given up chewing tobacco however, proof that some things do change with time. Maybe taxation will end some day.

Brown, Ray

The Chubby Wells of Clemson football. Ray Brown ended a seven-year sojourn this past May when he earned his degree from Clemson University. This is quite an accomplishment as Brown's pursuit of the sheepskin, which began in 1979, was interrupted by a bout with spinal meningitis that nearly took his life in 1980, a couple of knee injuries, and a few tryouts with pro football.

But, give Ray credit, he stuck with it and marched through graduation with pride on May 8 of this past year. The only player in Clemson history to start at least one game in five different seasons, Brown is most famous for giving William Perry the nickname "The Refrigerator".

CBG

Short for Clemson Broadcast Group. Clemson has made some changes in its marketing approach to its football and basketball radio network and television shows.

The general manager of the CBG is Mark Packer and he can be reached at (803) 654-9665. He is the coordinator for all advertising and station clearances. Karen Blackman, a former

Clemson SID student assistant, is his associate.

WFBC is still the flagship station for the radio network, while WSPA TV-7 in Spartanburg is the flagship station for the television shows. Clemson might be the only school with two football television shows. A magazine show airs on WSPA-TV on Friday evenings at 11:45 PM and a highlight show with Danny Ford airs on Saturday evenings at 11:30 PM.

Calhoun, John

Senator from the state of South Carolina who proposed a bill in the house in 1955 making it a state law that Clemson and South Carolina had to meet in football once a year.

Chemistry

Degree Clemson quarterback coach Jack Crowe earned from Alabama-Birmingham. There aren't many football coaches across America with a degree in chemistry from a school that does not play college football, but there are many analogies between the test-tube sport and the pigskin sport. You might as well prepare yourself for the headlines this season ... "Crowe Seeks Right Offensive Chemistry" ... "Crowe has found right formula".

Chewing Tobacco

In addition to having successful football teams as a common denominator between Danny Ford and Frank Howard, they also chew tobacco at an alarming rate. Ford chews two kinds basically, Taylor's Pride on game days and Red Man during the week. Howard stays with Red Man most of the time, although if anyone wants to give him a case of another brand he will be glad to sample it for you.

Colors

Burnt orange and Northwest purple officially, but you see a lot of white and blue. The Clemson orange is PMS 165 and the blue used on the trim

of the stadium is Reflex Blue and is PMS 541. Clemson used to have gold as a color, but the uniforms faded after a long football season so Jess Neely changed to a more colorfast orange.

Conference

Clemson is a member of the Atlantic Coast Conference. The Tigers were charter members, in 1953. Prior to that, Clemson was in the Southern Conference from 1921 to 1952. Clemson was in the Southern Intercollegiate Athletic Association before that. Clemson has been a charter member of every conference it has been affiliated with.

Conference Championships

Clemson has more ACC titles than any other school, as the Tigers won or shared the ACC title in 1956, 1958, 1959, 1965, 1966, 1967, 1978, 1981 and 1982. Clemson won the Southern Conference in 1940 and 1948.

Death Valley

Name synonymous with Clemson Memorial Stadium. The Stadium was dubbed this affectionate title by the late Lonnie McMillan, a former coach at Presbyterian. He used to take his teams to play at Clemson, and they rarely scored, never mind gained a victory. Once he told the writers he was going to play Clemson up at Death Valley. It stuck somewhat, but when Frank Howard started calling it that in the fifties, the term really caught on.

Emergency Phone

In case of emergency at Clemson Memorial Stadium, call (803) 656-2110. The Clemson University police number is (803) 656-2222.

Enrollment

Clemson is the third smallest school in the ACC when it comes to student numbers (only Wake Forest and Duke are smaller). The enroll-

ment figure currently is 12,893 and that counts everyone; undergrads, graduates, dogs, cats, and amoebas in the biology lab.

Esso Club

When you want to cover a Clemson football weekend and capture the true flavor of the entire proceedings you have to make a pit stop at the Esso Club. If this sounds like a combination bar and gas station, well, you're right. Clemson fans for many years have frequented this famous weekend watering hole. This is where the true Clemson fan hangs out before and after a game. Jacket and tie are definitely not required.

Faculty Representative

Dr. B.J. Skelton is the faculty rep for Clemson, a position he took over in 1983. His office phone number is (803) 656-2283. Last year he served as president of the ACC.

Film Clip Service

Each week the Clemson SID office and the Communications Center put together a 10-play highlight package of the previous week's game complete with script on the enclosed plays. The video tape is available for TV stations by calling Bob Bradley at (803) 656-2114, or Tom Shockley (803) 656-3204.

Fish, Biggest

Coach Danny Ford holds the record for the biggest fish ever caught in the lake at Grandfather Golf and Country Club in Linville, NC ... HIMSELF. While fishing with Bob Bradley, a barb off the hook he was casting became lodged in the skin behind his right ear. Bradley cut the line loose from the lure and carried Ford to Cannon Memorial Hospital in Banner Elk where the doctor (a Notre Dame grad) removed the hook, gave the lure back to Ford and sent him back fishing – but not before a nurse, who was of the pulling guard size, had popped Ford with a tetanus shot.

Food

Some of the finest Southern cuisine is available at Clemson football games, but you get only one trip through the line so make the most of it. The menu features fried chicken, sliced roast beef, ham and turkey, lettuce, tomato, various cheeses, chili and hot dogs. And don't forget the world-famous butterscotch brownies, but don't ask for the recipe – it's a secret.

Goalpost

NCAA regulations stipulate the pipe must be 4" in diameter, must have posts which are 20' or more in height and 23'4" apart. The crossbar is 10' high. The Clemson study body tore down the goalposts in the end zone with the grass bank after Clemson's emotional 52-27 win over Maryland in 1983, the only time the goalposts have come down at Clemson.

Grand Marshals

The 1985 Clemson First Friday Parade was a special occasion because of the presence of CBS sports. Each year Clemson holds a parade in the city streets before the first football game, which happened to be arch-rival Georgia last year. Brent Musberger and Ara Parseghian served as marshals in the festivity and spoke at the pep rally that followed. The broadcasting duo even had tiger paws on their cheeks, much to the delight of the Clemson faithful.

Heisman, John

Yes, the same guy they named the trophy after used to coach at Clemson. You have to go back to the 1900-03 era to find him, but he brought Clemson its first unbeaten season in 1900, a 6-0 ledger. Heisman coached at Clemson for four seasons making an astronomical \$1800 a year. In 1904 Georgia Tech offered him \$2250 and he was gone to Atlanta. Clemson should have scraped up the extra money to keep him. With John Heisman as head coach Clemson beat

Georgia Tech 73-0 in 1903, but two years later, with Heisman at Georgia Tech, the Yellow Jackets downed the Tigers, 17-10. Coaching does make a difference.

Hitch-hike

Form of transportation for half of the Clemson football team for a road game to Georgia Tech in the fifties. Frank Howard moved his team to Atlanta for the game in two buses, but halfway down the road one of the buses broke down. Wanting to keep on schedule, Howard ordered the first and second units into the operating bus and left the reserves with Clemson President Dr. R.C. Edwards. Edwards, who must have checked his job description when he returned to Clemson, organized a hitch-hiking line in an attempt to get the rest of the team to practice. Slowly but surely the rest of the team made it to Atlanta in small cars, trucks and station wagons.

Homerun Hitter

Clemson wide receiver Ray Williams is well known for his acrobatic catches and kickoff return abilities. He is ranked in the top 10 in Clemson history in receptions, reception yards and kickoff return yardage. But, did you know he was the number-two ranked home run hitter in Clemson baseball history? The 5-10, 177-pounder packs quite a bit of power in those shoulders, as he hit 16 homers last year to tie for team honors with ACC MVP Chuck Baldwin. Williams has 30 homers for his career and trails only Jim McCollom, who hit 51 in his career. McCollom, Williams and Tim Teufel (New York Mets) are the only three players in Clemson history to have two or more double-figure home run seasons in a career. Williams still has one more year of baseball eligibility remaining.

Howard, Frank

Frank Howard is the legend of Clemson football and he still comes to work every day in the



Brent Musberger and Ara Parsaghian were marshals in Clemson's First Friday Parade last year.

Clemson Athletic Department. His office number in the Jervy Athletic Center is (803) 656-2100. Give him a call for some great quotes, information on Clemson football history, or to take out an advertisement in *Kickoff*.

Inflation I

A ticket to the first Clemson-South Carolina game in 1896 cost 25 cents. Two-thousand people attended the game.

Inflation II

When Clemson first built Memorial Stadium in 1942 the construction cost of the 20,000 seat stadium worked out to \$7.20 a seat. When Clemson added 15,000 seats with an upper deck over the north stands in 1983 the average cost was \$1,000 a seat.

Interview Policy

Interviews during the week for Clemson players or coaches should be arranged through Sports Information Director Bob Bradley. Call us with your request and we will get the player to call you collect. Sorry, no home numbers of players will be distributed because too many media have had a tendency to call for midnight interviews.

Jinx

Although Clemson has had a fine winning percentage over the last 20 years and a 70 percent mark over the last 10 years, the Tigers have had problems in the second game of the season. The Tigers have won 78 percent of their openers in the last 20 seasons, but Clemson has a 4-15-1 record in the second game during this time period.

Knockdown Blocks

Another barometer used to measure effectiveness of wide receivers and running backs. We have already documented Ray Williams' home run hitting prowess in baseball, but another interesting note on Ray concerns his blocking ability. Last year he set an unofficial record with 63 knockdown blocks from his receiver position. He had 14 such blocks in the Virginia Tech game, more than any other receiver in recent memory.

Lights

We've got them, but we don't play night games. Yes, there are lights at Clemson Memorial Stadium, but the investment was made strictly for television games. Clemson fans come from all over and like the 1:00 P.M. start because they can come and go the same day. So, you won't see any night games at Clemson unless television gets involved. They were in use last year for the entire Maryland game, a contest that had a 2:30 p.m. start due to TV.

Lost & Found

At Memorial Stadium, if you can't find it, go to the Gate 1 information booth. Hopefully someone else did and it will be there.

Lula, Georgia

Town Clemson team stayed in the night before 1902 Clemson-Georgia Tech game. Why is this significant? It was a key to one of John Heisman's greatest Clemson capers.

The night before the 1902 Clemson-Tech game Heisman sent some Clemson cadets not on the football team to Atlanta. They posed as the Clemson football team and had all equipment, everything to make them look like the team. They proceeded to go out on the town with Georgia Tech students and became fairly intoxicated.

The Tech people told their coaching staff the players who were not going to be in shape for the game the next day and they made their plans accordingly, not to mention the degree to which they became overconfident.

The next day, just before the game, Heisman arrived with the real Clemson players, who had a very restful evening in Lula, GA. Final Score: Clemson 44, Georgia Tech 5.

McJunkin, Joe

Feisty elevator operator at the Clemson press box. He has served since 1958, or since Clemson has had a press box elevator. Don't cross him if you don't have your press pass, it's a long fall from the press level deck to the bottom of the elevator shaft.

Medical Facilities

Available during football games under Section J on the South Side, under Section T on the North Side and Section E under South Top Deck of the stadium. There also is one under the North Top Deck.

Mixon, Jill

Former longtime student assistant now serving as assistant SID at Duke. After four and a half years as a Tiger, Jill is now a Blue Devil. She left after the Independence Bowl and got to Duke in time to go to the Final Four. Sounds like good timing to us. Even though she is at Duke, you still might want to call her for interesting facts on Clemson players who are sophomores on up.

National Champions

Believe it or not, we were in 1981.

Open Heart Surgery

Operation Clemson lineman Jim Redding has survived to rejoin the team. Redding has had all kinds of injuries in his three years at Clemson, the most serious of course being open heart surgery of two years ago. He was back at spring practice this year and will see action as an offensive lineman.

Orange & White

Publication founded by former Clemson Assistant SID Al Adams that is in its ninth season of issue. Al is no longer with the paper, but it is still going strong. To contact the publisher, Phil Batson, call (803) 654-6553. It is now owned by IPTAY and serves as the organization's newspaper.

Pee Wee

Previous level of football experience David Treadwell had before he kicked winning field goal to beat Virginia Tech last year. Treadwell, a walk-on, never played high school football, he was a soccer player. He came to Clemson in 1983, sat out 1984 and won a battle with about 10 other kickers last fall. He was the choice in the first game and kicked the winning field goal against Virginia Tech from 36 yards with no time left on the clock. He went on to boot 17 of 24 field goals for the year. His only previous football experience was as a Pee Wee league quarterback and he had never kicked in an organized football game at any level previous to the Virginia Tech game.

Pendleton Escapade

After winning over 75 percent of its games during its first decade of competition (1896-07), Clemson football took a turn for the worse. The major reason was the Pendleton Escapade of 1908. It seems 306 members of the cadet corps decided to steal a civil war cannon from the neighboring city and they were expelled from school when the caper was discovered. The 306 cadets included the majority of the football players and Clemson football virtually had to start from scratch. As a result Clemson had only three winning seasons in the next 10 years.

Penn's Thin Natural Leaf

Type of chewing tobacco Frank Howard chewed in the forties. When they were pouring the concrete for the Stadium in 1942 Howard put a plug in each corner of the stadium, giving it his form of an artistic signature.

Perfect Record

Clemson now owns the longest active winning streak of one team over another in college football. Clemson has never lost to Virginia in the grid sport, winning 25 straight games without a loss dating back to the fifties. Last year was one of the closest contests of the series as the Tigers won 27-24. Virginia had the halftime lead, just the eighth time in the history of the series Virginia has led the Tigers at the half.

Perry, William

Now an international celebrity, William Perry is without a doubt the most famous Clemson alum on earth. Sorry, Strom Thurmond, but have you seen those MacDonald's commercials? Perry is supposed to clear \$6 million dollars in endorsements this year, which would make him the 14th most lucrative franchise in the NFL, never mind individual rankings. Without factoring in inflation, that means William could have paid for the building of Littlejohn Coliseum by himself in 1968.

"The Refrigerator" got his start at Clemson in 1981 when he was a starter with the national championship team. Of course last year, he was a rookie starter with the Chicago Bears' Super Bowl team. The massive (337 pounds his senior year at Clemson, 304 last year with the Bears) was a three-time All-American at Clemson, the school's only hat-trick AA.

The most often asked question in the SID office at Clemson last year was "What is William Perry's agent's phone number?" Well, here it is: Jim Steiner (314) 862-5560. For information on the Fridge call us at the SID office. If he continues to score, catch or pass for touchdowns with the Bears we might have to hire a student just to handle William Perry phone calls.

Press Passes

These can become scarce, especially the North Carolina and South Carolina games. For all photo, press, TV, parking, and men's room passes contact Bob Bradley. His number is (803) 656-2114. Please make your requests at least two weeks in advance. Wives and children of media are not allowed in the press box.

Pepper

Legendary member of the Clemson unofficial photo crew, who also puts in some time in the press box. Unmistakable when wearing his full orange suit on game day. Owns more cameras than Carter has liver pills. President of local Chicago Cubs Fan Club.

Phillips, Jim

"Voice of the Tigers" in his 19th year doing Clemson Football. Won the Brian Piccolo Award of broadcasting in 1982 when he gave the play-by-play account of the Western Carolina game only five days after back surgery. Broadcasted most of that game while standing up with a walker.

Publications

To obtain more copies of this press guide and any other brochure produced by the Clemson SID office, send a note to Bob Bradley, P.O. Box 632, Clemson, SC 29633. This year's football guide is \$5 by mail.

Pushups

The Clemson Tiger has made a name for himself with his pushup exhibition. After every score

the Clemson mascot does pushups corresponding to the number of points Clemson has scored at the time. This can be a difficult task in the heat of the day, like during a Georgia game when it is 85 degrees, or during a Wake Forest game when the Tigers are scoring 82 points. Zack Mills, 1978 Tiger, established the tradition and it has been carried on ever since. And, yes, the single game record you ask, 476 pushups by the Tiger during that 1981 Wake Forest game. He actually could have done 552, but the Demon Deacon felt sorry for the Tiger doing all those pushups in the fourth quarter and he did the task after Clemson scored to make it, 76-17.

Road Trip

Be prepared to hit the road this year if you follow Clemson football. The schedule has six road games on it, the first time since the 1977 season that Clemson has had more on the road than at home. We will make up for it in 1987 with seven home games.

Rock, Howard's

When the Clemson team gathers to Run Down the Hill (see Running down the Hill) the players rub Howard's Rock because of the mystical powers it is supposed to give Clemson players. The rock is mounted on a pedestal at the top of the hill and was given to Coach Frank Howard by a friend (S.C. Jones '19) who picked it up in Death Valley, CA.

Running Down the Hill

One of the most exciting 25 seconds in college football from a color and pageantry standpoint. After Clemson's last warmup the team retreats to the home dressing room located under the West Stands. At about 12:50, the team boards two buses and drives around the periphery of the Stadium to the East side of the field. After everyone is properly collected, the cannon sounds, Tiger Rag is played and Clemson charges down the hill and onto the field. It is one of the most celebrated entrances in sport. The Tigers have done it for every game since 1942, except for 1970, 1971, and four games of the 1972 season. In all, the Tigers have run down the hill 186 times.

Section GG

This is the green grass section of the hill, which is located in the East Stands. (See Running Down the Hill).

Spirit Day

This is fast becoming a Clemson tradition, tradition number 137 involving Clemson football. Three years ago the student body released 363,729 balloons prior to the Maryland game to establish a new *Guinness Book of Records* for a balloon launch. In 1984 the entire stadium held up flash cards during pregame and halftime ceremonies. Now, we are not talking these little card sections Southern Cal has in the Coliseum. This was five cards in every seat in the Stadium, over 350,000 cards in all, spelling out themes that have to do with Clemson football. Last year 50,000 people showed up in the stands two hours prior to gametime for the world's largest pep rally.

Tailgate Show

When you are driving to Clemson football games get an advance on what is happening in Tigertown with the Tailgate Show. It starts on the airways about three hours before gametime and is highlighted by special guests, prizes, phone calls, music, game notes, interviews, and just about anything that has to do with a Clemson football weekend.

Russ Cassell, Bert Henderson and Jane Robelot are your hosts. Russ and Bert sit on a



Running Down the Hill ... college football's most celebrated entrance.

stage outside of Littlejohn Coliseum and Jane is your roving reporter. Cassell is the popular morning man on WFBC-FM and is the type of guy who could make money opening a grits store in South Dakota. Henderson is Clemson's associate executive secretary of IPTAY.

Cassell is the real key to Clemson's success recently. The Tigers have lost just four home football games when he has done a tailgate show prior to the game (28-4-2). Robelot is a Clemson graduate who is the afternoon news anchor at WSPA-TV in Spartanburg, a program on the local CBS affiliate. She is also a reporter for Clemson's Football Magazine show.

Telecopier

We still use a couple of these dinosaurs and we will send your copy free of charge if your paper has not seen the light and installed a computer. We just added a new Xerox telecopier that takes just 25 seconds, so the days of sending copy until 9:00 p.m. are over.

Telephone Installations

To order phone lines for a broadcast or a telephone by your seat in the press box call June Kennedy at (803) 798-7310.

Tigerama

World's largest pep rally, this is one of the best examples of Clemson spirit. The Friday night before Homecoming about 35,000 people come to Memorial Stadium for a combination pep rally, beauty pageant and skit presentation. In 1985 about 37,000 people attended the rally, which is more than the average home football attendance for over half the schools in the ACC.

Two-on-the-Fifty

Most often used request heard by Clemson Ticket Manager Van Hilderbrand. He has a few more tickets to juggle, with the double deck on both sides, but they still will be hard to come by for a season with just five home games. His number is (803) 656-2118.

Weather

For an update on the weather in the Clemson area the day of a game call (803) 232-5931.

Will Call

Located at Gate 13 at Clemson Memorial Stadium, Bob Bradley usually drops the passes off by 11:00 A.M. for a 1:00 P.M. game.

1986 Outlook

Walk-on Hero

While coaches spend all kinds of money recruiting blue chip athletes, sometimes a walk-on can save the day. That was the case for Clemson in the 1951 Orange Bowl. Trailing 14-13 with just a few minutes left, Miami was backed up near their own goal line. On a third down play, walk-on tackle Sterling Smith broke through the Hurricane line and tackled Miami running back Frank Smith for a safety giving Clemson a 15-14 lead. The Tigers got the ball back and ran out the clock, allowing Sterling Smith to rise from walk-on to hero in just one play. Smith's father was so overwhelmed by the play that he left his seat in the stands and ran out on the field to hug his son after the play.

For Clemson fans who believe in Deja Vu this could be a big year. In 1980 Clemson had a 6-5 regular season record and followed that with a stunning 12-0 ledger and the National Championship in 1981. Last season a young Clemson team had another 6-5 regular season mark. Just as Clemson did in 1981, this 1986 team returns many experienced players (52 lettermen and 14 starters), as Danny Ford's 1986 team strives for its 10th straight winning regular season and sixth bowl appearance in the last 10 seasons.

"We have to improve in areas on both sides of the ball this year if we are going to be a good football team," said Ford, the seventh winningest active coach in Division I. "We have given up far too much yardage defensively in the last couple of seasons and we have to work on protecting the football offensively.

"I would like to think we will be a multiple defense football team this year. I want to be more aggressive and you do that with more stunts and blitzes than we have had recently. We have more veteran players this year than last so we should be able to put some more things into the system."

Since Danny Ford has been at Clemson the Tigers are 36-2-1 when making fewer turnovers

than the opponent, but when the Tigers commit more turnovers than the opposition they have just an 11-14 record. "Turnover margin is the most important statistic when it comes to Clemson football over my career at Clemson. Last year we had 33 turnovers and took the ball away 28 times. The two years we have been 6-5 are the only two years we have had a negative turnover margin.

"This spring we drilled on holding onto the ball quite a bit. I'm not sure how you stop it, but we had a lot more full speed drills last spring to correct it. Instead of running an option drill at a coach, we ran it at a player. We created more live situations in practice to cut down on our turnovers. Our coaches harped on the fundamentals of carrying the football. We had two interceptions per scrimmage and about two to three fumbles per scrimmage, which isn't that bad considering you are running twice as many plays as you would in a normal game. We didn't do any shadow-boxing in spring practice."

Tiger Offense

Clemson had two seasons a year ago offensively as the club averaged only 131 yards a

game rushing over the first four games (and Clemson had a 1-3 record) and 275 yards a game rushing over the last seven regular season games. Clemson returned to its basic option offense in the last half of the season, the bread and butter attack for Clemson over the last nine years.

"Our number-one priority last spring was to improve our option offense," said Ford. "This has been the hallmark of our more successful teams in recent years. We have to get the ball out on the corners and execute the triple option to open up other phases of our offense. If we can do that we will have a good year offensively. We have as many big-play people this year as we have ever had at Clemson, but to open things up for them we must execute the basics first. And that also means not turning the ball over."

The leader of the Clemson offense will be Heisman Trophy candidate Kenny Flowers. The 1985 All-ACC player had a Clemson record 1200 yards and scored 13 touchdowns as he led the ACC in scoring in 1985. He finished very strong with 148 yards in the Independence Bowl against Minnesota and he had six 100-yard games in his last seven contests. The native of Daytona Beach, FL needs just 253 yards rushing to set the Clemson career record and he is also sixth in career touchdown scoring at Clemson with 23.



"Kenny Flowers is capable of breaking for a touchdown any time he gets his hands on the ball. He is truly a gifted athlete who might be the best at his position in the country."

Running Backs

Name	HGT	WGT	CL	EXP	GP-GS	Career
Bruce England	5-11	190	Jr	HS	0-0	
Terrence Flagler	6-1	200	Sr	3VL	30-3	
Kenny Flowers	6-0	210	Sr	3VL	34-19	
Cameron Gibson	5-9	180	Fr	SQ	0-0	
Steve Griffin	5-10	185	Sr	3VL	33-1	
Reggie Harris	6-0	205	Fr	RS	0-0	
Stafone Jefferson	5-8	180	Fr	RS	0-0	
Tracy Johnson	6-0	227	So	1VL	9-2	
Chris Lancaster	6-1	235	So	1VL	8-5	
Rod Quick	6-3	235	Sr	3VL	29-1	
Totals				14VL	143-30	

Clemson also has many other returning running backs with talent, in fact there are four backs on the roster who have played at least 29 games in their career. Clemson legitimately has three pro prospects at the tailback position alone.

Terrence Flagler is another senior from Florida who is capable of breaking the long run. He had 232 yards last year to rank third on the Clemson team and he is closing in on the 1,000-yard mark for his career. He had a great spring, including 166 yards in total performance in the Spring Game. He caught passes for 97 yards in the game as he has continued to improve as a pass receiver.



Rodney Williams (#13) and Randy Anderson (#1) will again battle for the starting quarterback slot.

Steve Griffin is a third tailback who figures to see action. The senior from Charlotte labored at a cornerback position last year, but he has returned to his natural tailback position this year. He had 350 yards at the slot in 1984 and his 4.42 speed and 5-9 height make him very hard to catch. Reggie Harris is the only young tailback on the roster. The red-shirted freshman moved there from a cornerback slot last spring and showed some impressive moves.

A pair of freshmen made significant contributions at the fullback slot last year. Tracy Johnson was fourth on the team in rushing with 197 yards and a 5.1 average, a figure that was second only to Flowers' 5.3 figure. The native of Kannapolis, NC was the leading rusher in the Spring Game with 104 yards on 22 carries.

Chris Lancaster was one of the top blocking backs in the ACC as a freshman last season. A starter in five games, he carried the ball just eight times and did not rush the ball his last 255 plays, but he also had an average coaches film grade of 88 percent for the season. He will be seen leading Flowers upfield many times this season. Rod Quick, a fourth red-shirted senior running back, is an excellent pass receiver who comes in during short-yardage situations. Quick had 11 receptions out of the backfield last year, most ever for a Danny Ford coached Clemson back.

Unlike last season, Clemson will return two quarterbacks with experience in 1985. The Tigers did not have anyone on the roster who had started a game at quarterback prior to last year and it showed early in the season. But, this year the players who started all 12 games return, plus a red-shirted freshman who had an excellent Spring Game.

Rodney Williams threw 122 passes last year and Randy Anderson put it up 123 times as both saw duty as starters. Anderson hit 51 percent of his passes to lead the team in perceptage, while Williams threw for 772 yards to pace the club in yardage and he set a Clemson freshman record in the process.

Quarterbacks

Name	HGT	WGT	CL	EXP	Career GP-GS
Randy Anderson	6-5	192	Jr	1VL	12-3
Thomas Jackson	5-7	150	Fr	HS	0-0
Chris Morocco	6-2	191	Fr	RS	0-0
Todd Schonhar	6-0	190	Sr	1VL	12-0
Rodney Williams	6-2	200	So	1VL	12-9
Totals				3VL	36-12

"It is a wide open race at the quarterback position this fall," said Ford. "I think it will be easier on Williams and Anderson this year because they will be familiar with the system. Last year we tried to change the offensive philosophy at the beginning of the year because Anderson was our starter and we wanted to take advantage of some of his skills. Then we went to Williams and made a change at mid-season, which is tough to do. The offense we use won't be foreign to either of them this year and we look for both of them to improve."

Chris Morocco came out of nowhere in the fourth quarter of the Spring Game to enter the picture. The red-shirted freshman hit 6-7 passes for 84 yards and led his team on two long touchdown drives in the final quarter to nearly bring his team back to victory. He is a third candidate for the job, but he lacks the game experi-

ence of Williams and Anderson.

The receiver positions are well stocked with returning players, including three three-year lettermen. Additionally, receivers on the team have collectively started 46 games and played in 81 contests overall. Two of these returnees have made all-conference in their career and another is in the top 10 in Clemson history in receptions.

Jim Riggs is an All-America candidate at tight end who was Clemson's second all-conference tight end in the last three seasons. The senior from Laurinburg, NC had 18 catches for 203 yards last year and had an average blocking grade of 86 percent. Clemson is well stocked in tight ends, as four lettermen return at the position. James Coley is a strong 6-6 backup who is destined for stardom, while Dan Pearman and Ken Setzekorn are two other performers who have earned letters.

Tight Ends

Name	HGT	WGT	CL	EXP	Career GP-GS
James Coley	6-6	230	So	1VL	10-3
Steve Gerrald	6-4	220	Fr	HS	0-0
Dan Pearman	6-2	230	Jr	1VL	9-0
Jim Riggs	6-5	245	Sr	3VL	34-15
Ken Setzekorn	6-4	235	Jr	2VL	14-1
Jerome Williams	6-4	220	Fr	RS	0-0
Totals				7VL	67-19

"Riggs is one of the leaders of our team," said Ford. "We have had some fine tight ends here recently, but he might be the best all-around player we have had at the position. He blocks well, has good hands and runs fine patterns. His 4.63 speed will have a lot of pro scouts visiting Clemson this fall."


Clemson's diminutive receiver twins are back for a fourth year as starters. Terrance Roulhac and Ray Williams collectively gained 1904 yards last season in various forms of passing, rushing, receiving and returns. Roulhac was an all-conference choice in 1984 and he led the club in receptions last year with 31 for 533 yards. He is now third in touchdown receptions, sixth in receptions and sixth in reception yardage at Clemson.

Wide Receivers

Name	HGT	WGT	CL	EXP	Career GP-GS
Gary Cooper	6-4	185	Fr	RS	3-1
Jeff Duncan	5-11	178	Jr	SQ	0-0
Ricardo Hooper	5-9	171	So	SQ	0-0
Keith Jennings	6-4	225	So	SQ	12-1
Dale Prasse	6-3	204	Fr	SQ	0-0
Terrance Roulhac	6-0	195	Sr	3VL	33-21
Richard Tucker	6-0	180	Fr	HS	0-0
Ray Williams	5-10	177	Sr	3VL	34-23
John Wade	6-1	204	Fr	HS	0-0
Totals				6VL	82-46

Williams is the school's all-time leader in kick-off returns and ranks 9th in career receptions and reception yards at Clemson. The fine all-around athlete is second in career home runs for the Tiger baseball program and he is a cinch to be drafted in two sports next year. Sophomore Keith Jennings, a 6-4 player with a bright future, had seven catches for 103 yards last year.

The offensive line is the area of the offense that needs the most work. With just one returning starter, line coach Larry Van Der Heyden will challenge the engineers dealing in the Statue of Liberty Refurbishing for Reconstructor of the



Wide receiver Terrance Roulhac hopes to have another All-ACC season in 1986.

Year honors. Only John Phillips returns as a starter in the interior offensive line off a team that jelled brilliantly over the last seven weeks of the season. Incredibly, of the 21 centers, guards and tackles on the roster for this fall, only three have ever started a game. The nine tackles on the roster have collectively started four games.

Phillips saw limited action the first four games of 1985, then was inserted as a starter in week five. Clemson's transformation into a fine offensive football team paralleled this position change. Clemson's starting right guard is one of the most versatile athletes on the team. This past spring he won three major awards at the team's spring banquet as the most inspirational, top weight lifter, and top team leader.

Offensive Guards

Name	HGT	WGT	CL	EXP	Career GP-GS
Jeff Bak	6-2	250	So	1VL	12-0
Bob Ferrence	6-1	265	Fr	RS	0-0
Joey Haynes	6-5	240	So	SQ	0-0
Mark Inge	6-4	235	Fr	RS	0-0
John Jansen	6-5	255	Jr	2VL	19-0
Joey Keasler	6-3	250	Fr	RS	0-0
John Phillips	6-5	250	Jr	2VL	23-8
Pat Williams	6-4	275	So	1VL	8-0
Totals				6VL	62-8

Pat Williams, a red-shirted freshman who like Phillips started his career on defense, is a strong candidate for the other starting guard position. Jeff Bak, a classmate from Connecticut, will press Williams for a starting slot. He played in all 12 games as a reserve red-shirted freshman last season. Bob Ferrence sat out last year as a freshman, but John Jansen saw action in 10 contests and was the most improved offensive lineman on the club this past spring.

Frank Deluliis and Jeff Nunamacher, two tackles who were listed as starters going into last year, should hold down the starting tackle slots this year. Deluliis started the first four games as a freshman, while Nunamacher lettered as second-liner last year. Jansen is an outstanding all-around athlete and should see action at guard and tackle this year, while Angelo Fox is a freshman at 290-pounds who will challenge for tackle duty.

Offensive Tackles

Name	HGT	WGT	CL	EXP	Career GP-GS
Frank Deluliis	6-6	265	So	1VL	11-4
Angelo Fox	6-5	290	Fr	RS	0-0
*Ty Granger	6-7	260	So	1VL	10-0
Joey Keasler	6-3	250	Fr	RS	0-0
Jeff Nunamacher	6-2	280	So	1VL	8-0
Jon Peterson	6-5	255	Jr	SQ	1-0
David Puckett	6-4	250	Fr	HS	0-0
Jim Redding	6-5	250	Jr	SQ	0-0
Donnie Treece	6-4	230	Fr	HS	0-0
Totals				3VL	30-4

*Played Defense in 1985

Ty Granger, a 3.0 student for the entire 1985-86 academic year, is a much improved tackle and a candidate for a starting slot. He played on defense last year, but made strides learning the offensive system last spring. Jim Redding, who has come back from open-heart surgery to challenge for a position, and Jon Peterson, are experienced players looking to break into the

lineup. David Puckett and Donnie Treece are a pair of red-shirted freshmen who have the quickness Clemson is looking for at the tackle position, while Joey Keasler might have the best combination of size and quickness among the younger players.

Centers


Name	HGT	WGT	CL	EXP	Career GP-GS
Robbie Chapman	6-7	260	Jr	SQ	0-0
Eric Nix	6-2	255	Sr	2VL	22-3
Hank Phillips	6-4	235	Fr	RS	0-0
David Spry	6-0	240	Jr	2VL	9-0
Totals				4VL	31-3

Eric Nix filled in ably for Jeff Lytton as a starter for three games last year and is a leading candidate for the center position. Hank Phillips, John's younger brother, was red-shirted last year, but will press Nix for the starting slot. David Spry should be back for his third year as the snapper.

"Nix could be the only senior offensive lineman on this team if we don't have any position changes. He will have a lot of responsibility on his shoulders. We were impressed with his play last year when Lytton was hurt. It was in the middle of our offensive improvement and we did not skip a beat when he was in the lineup." Clemson averaged 281 yards per game on the ground for the three games Nix started at center last season.

Defense

Eight players who started in the Independence Bowl will be back to lead the Clemson defense this year. The Tigers should be very strong in the secondary, even better at defensive end if some injuries heal, ever-improving in the defensive line and very young at linebacker. The Tigers gave up more real estate than they gained on offense last year for the first time since 1976, a statistic



Clemson fans hope Michael Dean Perry spends more time in the game than on the sidelines.

that troubled the Tigers all season.

"Defensively we should be solid in the secondary," said Ford. "All our starters return except for the strong safety position and we have a sophomore returning who has starting experience there. With the loss of Henry Walls, Eldridge Milton and Keith Williams we will be inexperienced at linebacker, so that is a high priority area this fall.

"Our defensive line was young last year, but now that is not an excuse. All those freshmen and sophomores have a year under their belts now. At times they played very well last year and at times they played like freshmen. They need to improve on their consistency level."


Michael Dean Perry and Terence Mack were both preseason all-conference choices last year, but when the season was over they were not chosen to the all-star team because they had spent more time under a doctor's care than under a coach's care. Perry, the brother of national celebrity William Perry, played in seven games last year and was totally healthy for only four. He still had 34 tackles and finished second on the team in tackles-for-loss with seven and had six pass deflections.

BAN/OLB

Name	HGT	WGT	CL	EXP	Career GP-GS
Lawrence Brunson	6-2	230	Jr	2VL	15-2
Rodney Curtis	6-4	215	So	1VL	9-2
James Earle	6-5	215	Jr	2VL	23-3
Clay Gilstrap	6-1	188	Jr	SQ	6-0
Walter Howell	5-11	205	Fr	HS	0-0
Keith Johnson	6-3	215	Fr	RS	0-0
Terence Mack	6-3	230	Sr	3VL	32-28
Michael Dean Perry	6-2	255	Jr	2VL	18-16
Totals				10VL	103-51



Terence Mack had a record 102 tackles last season.



#20 Donnell Woolford is a rising star of the Clemson defense.

Mack had 102 tackles to set a record for a Clemson bandit end and he knocked down eight passes, but he was in and out of the lineup also. Mack is an All-America candidate for his outstanding all-around abilities. He is the top career tackler on the team and is in the top 10 in Clemson history in passes broken up with 20. When Mack and Perry started together during the regular season last year Clemson was 4-0. When they didn't start together the Tigers were 2-5. Case closed.

By virtue of Perry and Mack's injury problems, other players earned much experience last season. Three other players started at one time or another and there are a total of seven bandit ends or strongside linebackers who have experience in varsity competition.

James Earle has experience at the bandit end and the strongside linebacker slot, and was the most improved end on the team last spring. He only started three games last year, but the high school quarterback had 65 tackles to rank in the top 10 on the team. Lawrence Brunson had 21 tackles in the first two contests, while the fleet-of-foot Rodney Curtis is another end with experience. Clay Gilstrap, a junior, had 11 tackles in the Spring Game and could be a surprise this fall.

Raymond Chavous, Richard McCullough, Mark Drag and Pat McKenny were all red-shirt freshmen last year and combined for 161 tackles in the defensive line. Chavous led the way with 55 stops, including 30 in the last four games as he took up the slack left by the injury to all-conference tackle Steve Berlin. He should join with Dwayne Meadows as a starter at the defensive end position in Clemson's new defensive front. McCullough played the first six games, then was sidelined with an injury, but he was the top rookie of the group early in the season.

Middle Guards

Name	HGT	WGT	CL	EXP	Career GP-GS
Mark Drag	6-4	250	So	1VL	12-1
Pat McKenny	6-2	245	So	1VL	12-0
Brian Raber	6-4	245	Sr	3VL	21-11
Tony Stephens	6-3	285	Jr	SQ	3-0
Totals				5VL	48-12

Defensive Tackles


Name	HGT	WGT	CL	EXP	Career GP-GS
Raymond Chavous	6-5	290	So	1VL	12-4
J.C. Harper	6-5	260	So	1VL	7-0
Richard McCullough	6-6	250	So	1VL	6-1
Dwayne Meadows	6-4	250	Jr	2VL	23-12
Otis Moore	6-4	250	Fr	RS	0-0
Mike Stewart	6-4	270	So	SQ	1-0
Totals				5VL	49-17

Brian Raber is the returning starter at middle guard. Nearly 100 pounds lighter than William Perry, Raber had 67 stops a year ago, seven more than Perry had his junior season when he made first-team All-American. He is another two-sport starter at Clemson as he is an All-America candidate as a heavyweight for this season's Clemson wrestling team.


Drag had 46 stops, including a Clemson season high four tackles-for-loss against N.C. State, while McKenny was consistent all season and had 34 tackles. Both will see considerable action at the middle guard slot this year and challenge Brian Raber for a starting role.

Clemson will miss all-conference tackle Steve Berlin this year, but Dwayne Meadows, a talented junior, will take up the right where he left off. Meadows had a career high 13 tackles in the Independence Bowl and finished fifth on the team in tackles with 82. That was also the top total among down linemen.

The linebacker position lost three players who



Clemson Coach Danny Ford wants his defense to dig in and force more turnovers.



David Treadwell is the leading returning kick-scorer in the ACC.

were in the top 10 in Clemson history in total tackles in Henry Walls, Keith Williams and Eldridge Milton. This is the most likely position for freshmen to have an immediate impact on in 1986. Of the 10 linebackers on the roster, only one has ever started a game.

Vince Taylor and Dorian Mariable, a pair of red-shirt freshmen, could move into the starting slots. Both were high school All-Americans two seasons back and have the quickness and toughness to carry on Clemson's fine tradition of outstanding linebackers. Taylor had 12 tackles in the Spring Game and is the first linebacker since Jeff Davis (All-American in 1981) to bench press over 400 pounds. Mariable also had an excellent spring and brings speed to the position.

Linebackers

Name	HGT	WGT	CL	EXP	Career GP-GS
Tee Carrigan	6-1	210	Jr	SQ	0-0
Henry Carter	6-3	235	So	1VL	9-0
Scott Enzor	6-0	225	Jr	SQ	7-0
Terry Gemas	6-1	190	Fr	SQ	0-0
Norman Haynes	5-10	205	So	1VL	11-0
Keith Ingram	6-0	220	Fr	RS	0-0
Mike Jollay	6-2	220	Sr	1VL	11-0
Dorian Mariable	6-2	235	Fr	RS	0-0
Vince Taylor	6-0	215	Fr	RS	1-0
Duane Walker	6-1	223	Jr	2VL	17-1
Totals					56-1

Duane Walker will move from defensive end to the linebacker slot and is the most experienced of the linebackers with 17 career games played to his credit. Mike Jollay, a two-year letterman, could also see plenty of time at the middle line of

defense. Norman Haynes is a converted strong safety who was the surprise of the team in the spring. The 5-11 player had 18 tackles in the Spring Game, six more than anyone else could rack up for either team.

Scott Enzor is another upperclassman with experience as the junior played in seven games a year ago and had some outstanding spring scrimmages. Henry Carter lettered as a fullback two years ago, but was moved to linebacker this past spring. He and Walker hold down the number-one linebacker slots heading into the fall. But, the position is still wide open.

The secondary returns three record-setting starters, plus a total of 12 lettermen who have collectively started 41 games in their careers. Perry Williams, Delton Hall and A.J. Johnson combined for 34 passes broken up last year and all three are back in 1986. Hall had a total of 15 from a cornerback slot, which tied a Clemson season record, while Williams had five in one game at Virginia Tech to set a single game record. Johnson had 117 tackles last year from his free safety position to break Terry Kinard's single season mark for a secondary player.

While the secondary has a veteran flavor to it, the star of the position might be a sophomore. Donnell Woolford had the best spring of any Clemson defensive player and is listed ahead of Williams as a starting cornerback heading into the fall. He had a fine rookie year, but his fine spring work moved him to the head of the class in the eyes of new Clemson secondary coach Bill Oliver.

Safeties

Name	HGT	WGT	CL	EXP	Career GP-GS
Gene Beasley	6-0	192	So	1VL	11-3
Kevin Brady	5-11	196	Jr	2VL	22-0
Geoff Ciniero	5-9	172	Sr	1VL	10-0
Wayne Harps	6-2	200	Fr	RS	0-0
A.J. Johnson	5-10	190	Sr	2VL	23-12
Matt Riggs	6-1	200	So	1VL	8-1
Richard Smith	6-0	195	So	1VL	11-0
Totals				8VL	85-16

Cornerbacks

Name	HGT	WGT	CL	EXP	Career GP-GS
Crosby Broadwater	5-10	175	Fr	SQ	0-0
Tyler Grimes	5-8	180	So	SQ	1-0
Delton Hall	6-1	195	Sr	3VL	34-12
James Lott	5-10	170	Fr	RS	0-0
Wesley McFadden	6-0	190	So	1VL	10-0
Fernandez West	5-8	140	Fr	HS	0-0
Perry Williams	6-2	200	Sr	3VL	34-12
Donnell Woolford	5-10	190	So	1VL	12-0
Totals				8VL	91-24

This was the area freshmen had the greatest impact on last season. Gene Beasley started three games at strong safety and looks to challenge for Kenny Danforth's starting slot. Woolford, Wes McFadden (CB) and Richard Smith (FS) are all second-year players who should see plenty of action. Matt Riggs, Jim's younger brother, and Kevin Brady, Clemson's top punt returner, also have considerable experience.

Brady is the favorite to move into the starting strong safety position after a solid spring practice, while Riggs is the second-stringer at the moment.

Special Teams

Danny Ford will not have the same odyssey he had last year in regards to finding a placekicker. David Treadwell booted 17 of 24 field goals last year and was second in the ACC in kick-scoring. He is the top returning kicker in the ACC in 1986 as he scored a total of 76 points last year. In fact 94 percent of Clemson's scoring returns from last year's team.

The battle for Andy Newell's punting job is wide open. Greg Bailey, a walk-on, and all-around athlete Ray Williams, could land the job. Kevin Brady returns to handle the punt return chores, while Ray Williams and Terrance Roulhac, both in the top 10 in career kickoff yardage at Clemson, will be deep for Clemson for those return duties.

Punters/Kickers

Name	HGT	WGT	CL	EXP	Career GP-GS
Russ Herbert	5-10	175	So	SQ	0-0
Trip May	5-11	180	So	SQ	0-0
Mike Merideth	5-11	175	Fr	HS	0-0
Tim Murray	5-11	190	Jr	HS	0-0
Rusty Seyle	6-1	175	So	SQ	0-0
David Straitiff	5-7	165	So	SQ	0-0
David Treadwell	6-1	165	Jr	1VL	12-12
Totals				1VL	12-12

Coach Ford Comments

Party Crasher

When Clemson defeated Notre Dame in the final home game of the year for the Fighting Irish in 1979 it was quite an accomplishment. Notre Dame lost the final home game for the seniors only three times between 1940 and 1980 and one of the losses was to Clemson, 16-10. The only other times Notre Dame lost the final home game between 1940 and 1980 were in 1963 to Pittsburgh and in 1965 to Michigan State. And, Clemson used a second half comeback to pull off the win. Notre Dame led 10-0 at the half and the Tigers outscored the Irish 16-0 in the second half.

What are your general feelings on spring practice?

I think we had a good spring practice. We had a good attitude towards practice and worked hard. We've made some improvement as a football team, and hopefully we will see that next fall. We have a long way to go but, again, I think they did a good job this spring.

As far as individual people are concerned, quite a few guys were impressive to me in the spring game. Greg Bailey punted the ball nicely and Chris Morocco showed more in the game than I knew he was capable of doing. He was very impressive, and every pass he threw was catchable. Tracy Johnson had a good day running the football. He started the spring slowly, but finished up very strong. The fullbacks finished up very strong overall. Rod Quick played well and Chris Lancaster had an outstanding spring. Our fullback position is in pretty good shape with some young football players. Delton Hall had some good licks, a couple of good licks and a nice tackle at the goal-line. Terrence Flagler caught the ball well.

We are really very enthused and very pleased with the performance of our football team off the spring game.

How do you assess your quarterback situation heading into the fall?

You look at Chris Morocco and how he threw in the spring game and you have to say he's a game player, a race horse that wins all the time. He didn't do much in spring practice, but he looked good throwing the football to me in the spring game. He looked like he had a little poise. He's not completely situated in knowing everything that's going on right now. He still doesn't feel comfortable in what he's trying to get accomplished. We wanted to take it slow with him, but maybe we should push him now.

I thought Rodney Williams did a good job and Randy Anderson looked like he did a good job this spring also. All three of them can do certain things. We still don't completely see what we want in a quarterback at Clemson in any of them yet, but they are all young. We can win with three quarterbacks, but I don't know how many they're

going to win for us by themselves. They can win for us with the help of their teammates.

We're hunting a guy that can make something happen, maybe they'll grow into that. They have the capability. We want an option quarterback that can make something happen on the corners. We want a hard-nosed tough leader, and each one of them has several of the characteristics we need.

What was the main area you were trying to concentrate on this spring?

We're not where we need to be in two places heading into the fall. Our offensive line has got to improve and our linebackers have got to come on. We've also got to somewhere, somehow find a punter or improve what we have.

Ray Williams is capable of punting, but I don't like that at all. I can see us backed up on third down, we're on the 10 yard-line coming out and we've got to make a first down. We throw a pass to him and it's complete but he makes nine yards and busts his ankle. We've got to punt and he's our punter. Having a position player that is your punter can be a problem. I'd rather take a chance on our punter getting hurt running on the field to take the snap than running a route.

Our linebackers are just very young. When Henry Walls and Keith Williams left early it was like you're supposed to retire at 65 and then they pull you out at 64. The guy who's supposed to take your place was not busting his fanny to get ready because there's a man that's still supposed to be there for another year. But Walls and Williams aren't going to be here for another year so we will be a year ahead of schedule. So two years from now these young linebackers will be good linebackers, but they've got to become good linebackers in a little less than six months instead of a year and a half. Vince Taylor, Dorian Marable, and others will have to play well a year early for us.

Did you concentrate on holding on to the ball this spring?

Well, we did, but you always do that. I think we improved ourselves there a little bit. We improved in our tackling and our carrying of the football. I think our coaches have harped on the fundamentals of carrying the football. We had two interceptions per scrimmage and about two to three fumbles per scrimmage, which isn't that bad considering you are running twice as many plays as you would in a regular game.



Danny Ford



Clemson head coach Danny Ford is not an opera buff, he's not even close. And, it is likely that Wolfgang Mozart never saw a college football game. But, these two giants in their field have something in common – success at a very early stage of their careers.

Mozart became famous for his ability to compose symphonies by the time he was five years old. Danny Ford was not coaching college football teams at age five, he was barely holding a football. But, a look at past national champions indicates that the current Clemson mentor is the youngest coach in the history of the college game to win the Associated Press National Championship. It puts him ahead of all the heavyweights of the game in the modern era (since 1938) of college football.

Ford took Clemson to the national title in 1981 at the age of 33 and now is the winningest coach in the history of the Atlantic Coast Conference on a percentage basis. Additionally, Ford is already seventh in total wins among ACC coaches. Not bad for someone who is still two years away from his 40th birthday.

And, the success has come against top competition. Ford has already gained more wins over AP top 20 teams and top 10 teams than any other Clemson coach in history and is the only coach in ACC history (eight years experience) to have a winning record against top 20 teams (top 20 when playing against Clemson).


Clemson fans are certainly happy Ford entered the profession because he has brought a solid program to among the finest in the nation. Now in his eighth full season at Clemson, his record of 58-21-2 (.728) is the seventh best winning percentage in college football among active coaches.

Between 1981 and 1984 Clemson had a 37-6-2 ledger, the fourth best winning percentage in America. The class of '84 was the third winningest in ACC history in terms of winning percentage, and no ACC class in the 33-year history of the league ever won more games in a four-year period.

Ford has been a part of three ACC championship teams and one National Championship team at Clemson. In 1978 he was offensive coordinator for the 11-1 team that won the Gator Bowl over Ohio State, 17-15. The Gadsden, AL native was more than just the offensive coordinator in that game however, as he had become the head coach of the Tigers on December 10 after Charley Pell had already left to go to Florida. The 30-year-old Ford made quite a celebrated beginning to his head coaching career with that victory over the Woody Hayes-coached Buckeyes. The nationally televised Clemson victory helped put the Tigers on the national football map and it began

YOUTHFUL CHAMPIONS (Youngest Coaches to win the AP National Championship)

Name	School	Year	Record	Age
Danny Ford	Clemson	1981	12-0-0	33
Bud Wilkinson	Oklahoma	1950	10-1-0	34
Paul Brown	Ohio State	1942	9-1-0	35
Paul Dietzel	Louisiana State	1958	11-0-0	35
Barry Switzer	Oklahoma	1975	12-0-0	38



Danny Ford is America's seventh winningest active coach.

Clemson's climb to among the elite of college football.

In 1979, Ford's first full season as a head coach, he proved the victory in the Gator Bowl was no fluke as he took a team that had lost six players to the pros to an 8-4 record and another bowl game. Included in the eight triumphs in 1979 were a win at Notre Dame and a triumph over Georgia on the way to a Peach Bowl confrontation with Baylor.

Two years later Ford became the youngest coach in the history of the game to win the National Championship. Ford surprised the college football world by taking the unranked Tigers to three wins over top 10 teams and a perfect 12-0 record. Clemson handed Herschel Walker the only regular-season loss of his Georgia career, downed North Carolina in Chapel Hill in the only showdown of top 10 teams in ACC history, then defeated former National Champion Nebraska in the Orange Bowl.

That obviously is the highmark of Ford's brief, but eventful career at Clemson as he was named national Coach-of-the-Year by UPI, the College Football Writers of America, the Walter Camp Foundation and the Football Coaches of America.

Despite the loss of many excellent players off the National Championship team, Ford led Clemson to the ACC title in 1982 and a 9-1-1 record. The 1983 team also followed with a 9-1-1 record, giving Clemson a 30-2-2 ledger between 1981 and 1983, the best record in college football.

In 1984 Clemson continued many successful streaks, as Ford ran a record home unbeaten stretch to 25 games, and an ACC winning streak to 20 games. Ford gained his 50th win at Clemson with a victory over N.C. State in Raleigh. It was just Ford's 65th game in Tigertown, a record for an ACC coach for swiftness in reaching that victory plateau.

The 1985 season was supposed to be a down year for the Tigers in light of the loss of Clemson's greatest senior class in history. But, Ford led the Tigers to an ACC record ninth winning regular season in a row and a bid to the Independence Bowl. Clemson's streak of nine straight winning regular seasons coincides with Ford's arrival at Clemson, the 1977 season.

A review of Ford's football past should help us understand why he has been so successful as a head coach. Another in a long line of former Bear Bryant players that have gone on to greatness in coaching, Ford played for the Bear between 1967 and 1969. He was Kenny Stabler's sophomore tight end as a starter in 1967, played that position in 1968 and moved to offensive tackle in 1969. Ford started all three years, was all-conference in 1969 and played on three teams that went to bowl games. In 1969 he was also a member of the All-SEC academic team, and served as the captain of the Alabama team.

After Pat Dye's coaxing, Ford remained at Alabama as a graduate assistant for the 1970 and 1971 seasons. He had already earned his B.S. degree in industrial arts and earned his master's degree in special education in 1971. Ford became a full-time aide for Bryant in 1972 and 1973. The Tide went to four bowl games while Ford was an assistant coach.

Clemson's current head man then accepted a

position as an assistant coach under Jimmy Sharpe at Virginia Tech. He remained in Blacksburg for three seasons (1974-76) before coming to Clemson as offensive line coach in 1977. And, just 23 games later he was named head coach of the Tigers at the age of 30, the youngest active Division I coach in the country. Nearly 40 years after hiring 31-year-old Alabama graduate Frank Howard, Clemson had hired 30-

year-old Alabama graduate Danny Ford.

Now 38 years old, Danny Ford is running out of mountains to climb. He has been associated with 19 college football teams as a player or coach through the years and 18 have had winning regular season records and 12 have gone to bowl games. Additionally, those clubs have had a combined record of 154-59-5, a .729 winning percentage.

Through the Years With Danny Ford

Season	School	Player or Coach	Record	Bowl
1967	Alabama	Player	8-2-1	Cotton
1968	Alabama	Player	8-3	Gator
1969	Alabama	Player	6-5	Liberty
1970	Alabama	Gr. Assistant	6-5-1	Bluebonnet
1971	Alabama	Gr. Assistant	11-1	Orange
1972	Alabama	Asst. Coach	10-2	Cotton
1973	Alabama	Asst. Coach	11-1	Sugar
1974	Va. Tech	Asst. Coach	4-7	
1975	Va. Tech	Asst. Coach	8-3	
1976	Va. Tech	Asst. Coach	6-5	
1977	Clemson	Asst. Coach	8-3-1	Gator
1978	Clemson	Asst./Head Coach	*11-1	Gator
1979	Clemson	Head Coach	8-4	Peach
1980	Clemson	Head Coach	6-5	
1981	Clemson	Head Coach	†*12-0	Orange
1982	Clemson	Head Coach	*9-1-1	
1983	Clemson	Head Coach	9-1-1	
1984	Clemson	Head Coach	7-4	
1985	Clemson	Head Coach	6-6	Independence

Clemson Head Coaching Totals - 58-21-2 - 4 Bowls

*Denotes ACC Champions, † - Denotes National Champions



Danny Ford vs. All Competition

Team	G	W	L	T	Pct.	CU Pts.	OPP Pts.
Wake Forest	7	7	0	0	1.000	256	115
Virginia	7	7	0	0	1.000	293	76
Virginia Tech	4	4	0	0	1.000	71	37
Western Carolina	3	3	0	0	1.000	82	30
Wofford	1	1	0	0	1.000	45	10
Nebraska	1	1	0	0	1.000	22	15
Furman	1	1	0	0	1.000	21	0
Rice	1	1	0	0	1.000	19	3
Ohio State	1	1	0	0	1.000	17	15
Notre Dame	1	1	0	0	1.000	16	10
Tulane	1	1	0	0	1.000	13	5
Appalachian State	1	1	0	0	1.000	40	7
Duke	7	6	1	0	.857	245	129
North Carolina	7	5	2	0	.714	120	98
South Carolina	7	5	2	0	.714	156	98
N.C. State	7	5	2	0	.714	189	137
Kentucky	3	2	1	0	.667	52	35
Maryland	7	3	4	0	.429	158	184
Georgia	7	2	4	1	.357	100	105
Georgia Tech	3	1	2	0	.333	65	56
Boston College	2	0	1	1	.250	33	48
Baylor	1	0	1	0	.000	18	24
Minnesota	1	0	1	0	.000	13	20
Totals: 23 Opp.	81	58	21	2	.728	1994	1242

Ford Now Seventh Winningest Active Coach

Danny Ford began the 1985 season tied for fourth among winningest active coaches in Division I of the NCAA, but he is now seventh on the list. Herb Deromedi of Central Michigan is just ahead of Ford (.025) for sixth place. Here is the up-to-date list of winningest active coaches.

Name	Games	School	Yrs	Won	Lost	Tied	Pct
Barry Switzer	154	Oklahoma	13	126	24	4	.831
Joe Paterno	233	Penn State	20	187	44	2	.807
Tom Osborne	158	Nebraska	13	126	30	2	.804
Bo Schembeckler	258	Michigan	23	196	55	7	.773
LaVell Edwards	170	BYU	14	129	40	1	.762
Herb Deromedi	87	C. Michigan	8	64	20	3	.753
Danny Ford	81	Clemson	8	58	21	2	.728
Vince Dooley	252	Georgia	22	175	67	10	.714
Terry Donahue	117	UCLA	10	80	31	6	.709
Bobby Bowden	222	Florida St.	21	155	65	2	.703
Fred Akers	131	Texas	11	91	38	2	.702
Pat Dye	138	Auburn	12	96	41	1	.699

FACTS ON FORD

YEARS AT CLEMSON: 10th. Joined staff on January 3, 1977 from Virginia Tech. Became head coach on December 10, 1978.

RESPONSIBILITIES: Directing and supervising entire football program.

PREVIOUS COACHING EXPERIENCE: College – Graduate assistant at Alabama (1970-71); assistant at Alabama (1972-73); assistant at Virginia Tech (1974-75-76); assistant at Clemson (1977-78).

COACHING RECORD: Head College Division I all at Clemson (58-21-2) seven full seasons, .728 percentage.

PLAYING EXPERIENCE: High School – Lettered three years in football and basketball, Gadsden High in Gadsden, AL. College – Lettered three years in football at Alabama, as tight end the first two years, and an offensive tackle as a senior.

EDUCATION: Graduated from Gadsden High, Gadsden, AL in 1966; B.S. in industrial arts from Alabama in 1970; M.A. in special education from Alabama in 1971.

PERSONAL DATA: Born Danny Lee Ford in Gadsden, AL on April 2, 1948; married Deborah Anderson of Attalla, AL, on January 23, 1970; children (4) Jennifer Renee (3/15/73), Ashleigh Lynn (8/13/75), Mary Elizabeth (4/24/81), Daniel Lee (10/17/85).

BOWL PARTICIPATION: As a player – 1968 Cotton, 1968 Gator, 1969 Liberty, 1969 Blue-Gray Shrine Game; as a coach – 1970 Astro-Bluebonnet Bowl, 1971 Orange Bowl, 1973 Cotton Bowl, and 1973 Sugar Bowl as Alabama assistant; 1977 Gator Bowl as Clemson assistant; 1978 Gator Bowl, 1979 Peach Bowl, 1982 Orange Bowl, and 1985 Independence Bowl as Clemson head coach.

OTHER HIGHLIGHTS: Captain of both football and basketball teams in high school. All-SEC first team as OT at Alabama as a senior in 1969. Also All-SEC Academic as senior. Served as team captain of 1969 Alabama team. Youngest Division I head coach in the country when he took over at Clemson in 1978 at age 30. Youngest coach to direct a team to a National Championship (33). Presently ranked seventh among winningest active coaches in Division I. Reached 50 career wins faster than any coach in ACC history.




Danny Ford is the youngest coach to guide a team to the National Championship.

Assistant Coaches

No Slumps Here

Danny Ford really has never had to fight through a slump. The Clemson head coach has been involved in college football as a player or coach for 19 years and has never suffered through a losing streak longer than four games. And, that four-gamer happened just once, as an assistant at Virginia Tech in 1974. As a head coach he had his first three-game losing streak last year, the only one of his eight-year career as the head man. He has had only seven two-game streaks. As a player he had one three-game losing streak and avoided another in 1967 with a 38-13 victory over, you guessed it, Clemson.

TOM HARPER (Kentucky '53)



YEARS AT CLEMSON: 6th.

Joined staff on February 2, 1981 from Virginia Tech where he served as defensive coordinator and defensive line coach.

RESPONSIBILITIES: Assistant head coach and defensive line coach. Recruit New York and South Carolina.

PREVIOUS COACHING EXPERIENCE: Graduate assistant coach at Kentucky following graduation; coach and player for First Armored Division team, Fort Polk, LA (1956-57); head coach at Manual High in Louisville, KY (1958-64); assistant coach at Eastern Kentucky (1965); assistant at Oklahoma State (1966-68). Defensive coordinator at Wake Forest (1969-71); head coach at Wake Forest (1972); defensive coordinator with Jacksonville Sharks of the World Football League (1973); defensive coordinator at Iowa State (1974-75); defensive coordinator at North Carolina (1976-77); defensive coordinator at Virginia Tech (1978-80).

PLAYING EXPERIENCE: High School – Played football, basketball and track at Madisonville (KY) High School in 1948-50. Lettered in all three sports during his career. College – Earned three varsity letters in football (1951-53) at the University of Kentucky as a tackle. Player-coach of First Armored Division as defensive tackle (1955-56).

EDUCATION: Graduated from Madisonville High School in 1951. Earned a B.A. from the University of Kentucky in education in 1955 and an M.A. in education administration from the same institution in 1958.

PERSONAL DATA: Born Thomas Harper on August 23, 1932 in Piqua, Ohio. Married Coral Evans of Logan, West Virginia in December of 1955. Children (5): Evans (29), Crae (26), Tom, Jr. (22), J.C. (20), and Dude (14).

BOWL PARTICIPATION: As a Player – Cotton Bowl of 1952. As a Coach – the 1976 Peach Bowl, 1977 Liberty Bowl, 1981 Peach Bowl, 1982 Orange Bowl, and 1985 Independence Bowl.

OTHER HIGHLIGHTS: An all-state high school football and basketball player, all-conference and all-regional in track. Coached Dupont Manual High School to Kentucky 4A Championship in 1959 – (14-0). Coach-of-the-Year Kentucky High School 1959-61. East-West all-star head coach in Kentucky, 1961. Served as second lieutenant in First Armored Division, U.S. Army, after graduation from Kentucky, discharged as captain. Has helped coach four ACC champions, Wake Forest 1970, North Carolina 1977, and Clemson 1981-82. Has coached five All-America defensive linemen, 19 all-conference players and 19 players he has coached have been drafted by the pros. Has had four nationally-ranked defensive teams. Six Clemson defensive linemen he coached on 1981 National Championship team played pro football, including three who were NFL starters last year.

MILES ALDRIDGE (Gardner-Webb '71)



YEARS AT CLEMSON: 2nd.

Joined staff on June 28, 1985 from Duke University.

RESPONSIBILITIES: Coach inside linebackers. Recruit lower part of South Carolina, Florida, Philadelphia and New Jersey.

PREVIOUS COACHING EXPERIENCE: Assistant at Duke University for two years (1983-84). Assistant at University of Mississippi for three years (1980-82). Assistant at University of Tulsa for one year (1979). Assistant at Wichita State University for one year (1978). Assistant at East Tennessee State for five years (1973-77). Assistant at Newberry High School for one year (1972). Assistant at Chase High School for one year (1971).

PLAYING EXPERIENCE: Lettered in football and baseball at A.C. Flora High in Columbia, SC. Earned three letters in football at Gardner-Webb College.

EDUCATION: Graduated from A.C. Flora High School in Columbia, SC in 1967. Earned B.S. degree from Gardner-Webb College in 1971.

BOWL PARTICIPATION: As a Coach – 1985 Independence Bowl.

PERSONAL DATA: Born Miles Michael Aldridge on January 25, 1949 in Kansas City, MO. Married the former Cathy Foster of Wilkesboro, NC. Children: (2) Allison Mackenzie (5-14-76), Blakley Melissa (1-17-80).

JACK CROWE (Alabama-Birmingham '70)



YEARS AT CLEMSON: 1st, joined staff on February 24, 1986 from Auburn.

RESPONSIBILITIES: Coach Quarterbacks and recruit in Georgia, Virginia and Alabama.

PREVIOUS COACHING EXPERIENCE: High School – Assistant at West End (AL) High School (1970); Assistant at Oxford (AL) High School (1971-72). College – Assistant at Livingston University (1973-76); Head Coach at Livingston University (1977-78); Offensive Coordinator at North Alabama (1979-80); Offensive Coordinator at Wyoming (1981); Offensive Coordinator at Auburn (1982-85).

PLAYING EXPERIENCE: High School quarterback for four years at West End High in Alabama.

EDUCATION: Graduated from West End High in 1966; earned an undergraduate degree in chemistry from Alabama-Birmingham in 1970; earned a master's degree in education from Livingston in 1973.

PERSONAL DATA: Born in Fairfield, AL on April 6, 1948. Married the former Gale Brodie of Birmingham, AL. Children (2): Rusty (7-24-74) and Scott (7-17-78).

BOWL PARTICIPATION: As a Coach – 1975 Pioneer Bowl, 1982 Tangerine Bowl, 1984 Sugar Bowl, 1984 Liberty Bowl and 1986 Cotton Bowl.

OTHER HIGHLIGHTS: Named SEC Working Coach of the Year after Auburn's 1982 wishbone offense led nation in fewest turnovers (14). Auburn won 1983 SEC title and led SEC in rushing and scoring three years. Coached Heisman Trophy winner Bo Jackson in 1985.

BILL D'ANDREA (Indiana State '73)



YEARS AT CLEMSON: 1st.

Joined staff on June 23, 1986 from Southern Mississippi.

RESPONSIBILITIES: Assist Larry Van Der Heyden in coaching offensive line. Recruit North Carolina, Pennsylvania, and New Jersey.

PREVIOUS COACHING EXPERIENCE: Assistant at East Carolina for two years (1974-75). Assistant at University of Virginia for one year (1975-76). Assistant head coach for three years at Massanutten Military Academy in Woodstock, VA. (1976-79). Offensive coordinator at Catawba College for three years (1979-82). Graduate Assistant at Clemson for two years (1982-84). Offensive line coach at Southern Mississippi for two years (1984-86).

PLAYING EXPERIENCE: High School – Earned seven letters in football, basketball, and soccer at South Fayette (PA) High School.

EDUCATION: Graduated from South Fayette High School in Morgan, PA, in 1968. Earned B.S. degree in criminology from Indiana State University in 1973. Received a master's degree in education from East Carolina University in 1975.

PERSONAL DATA: Born William Joseph D'Andrea in Morgan, PA, on January 8, 1951. Married the former Julie Lynn Honeycutt 6/28/86.

WOODY McCORVEY (Alabama State '72)



YEARS AT CLEMSON: 4th.

Joined staff on July 13, 1983 from Alabama A&M.

RESPONSIBILITIES: Coach wide receivers. Recruit eastern North Carolina and Florida.

PREVIOUS COACHING EXPERIENCE: High School – Assistant at Tate High School, Gonzalez, FL, for six years (1972-1977). College – backfield coach at North Carolina Central (1978); offensive coordinator at Alabama A&M for four years (1979-1982).

1982).

PLAYING EXPERIENCE: High School – Earned two letters each in football and basketball at Escambia County Training School in Atmore, AL. College – Lettered four years in football at Alabama State as a quarterback.

EDUCATION: Graduated from Escambia County Training School in Atmore, AL, in 1968. Earned a B.S. in Physical Education from Alabama State in 1972. Received a master's degree in health, leisure, and sports at the University of West Florida in 1977.

PERSONAL DATA: Born Woodrow McCorvey in Grove Hill, AL, on September 30, 1950. Married B. Ann Brown on August 28, 1969. Children: (1) Marlon (12/12/70).

BOWL PARTICIPATION: As a Coach – 1985 Independence Bowl.

OTHER HIGHLIGHTS: Voted "Most Likely to Succeed" of his high school class. Guided the Alabama A&M offense to Top 20 rankings in total offense, passing offense, rushing offense, and scoring offense during his tenure there. Also participated in NCAA Division II Football Playoff, 1979 semi-finalist. Has coached two All-ACC tight ends in his three years at Clemson.

CHUCK REEDY (Appalachian State '71)



YEARS AT CLEMSON: 9th.

Joined staff on July 5, 1978 from Kentucky.

RESPONSIBILITIES: Coach running backs. Recruit South Carolina, Georgia, Florida and New York.

PREVIOUS COACHING

EXPERIENCE: High School – Assistant at Appling County High in Baxley, GA, 2 years (1971-72); assistant at Baker County High in MacClenny, FL, 1 year (1973); head coach at Baker County High, MacClenny, FL, 4 years (1974-77). College – Graduate assistant at Kentucky for the spring of 1978.

PLAYING EXPERIENCE: High School – Earned seven letters in football, basketball, and track at St. Augustine (FL) High. Earned two football letters from Appalachian State.

EDUCATION: Graduated from St. Augustine (FL) High in 1967. Earned a degree in health and physical education from Appalachian State in 1971.

PERSONAL DATA: Born Charles Frederick Reedy in St. Augustine, FL on May 31, 1949. Marital Status: married Janet Wynne Dodson of Sanderson, FL on March 16, 1979. Children: (3) Kristina Marie (6/15/69), Ashleigh Brooke (8/3/83), Blaine Elise (2/6/85).

BOWL PARTICIPATION: As a Coach – 1978 Gator Bowl; 1979 Peach Bowl, 1982 Orange Bowl, and 1985 Independence Bowl.

OTHER HIGHLIGHTS: Posted a 29-13 record as a prep head coach at Baker County High in MacClenny, FL. Named Conference Coach-of-the-Year following first year with a 10-1 season record. Also coached track and was conference Coach-of-the-Year for three straight years (1974-75-76). An all-conference selection in football as a prepster. No less than seven former Clemson running backs who have been coached by Reedy have gone on to a pro football career.

BILL OLIVER (Alabama '62)



YEARS AT CLEMSON: 1st

year. Joined staff on January 22, 1986 from the USFL's Memphis Showboats.

RESPONSIBILITIES: Coach defensive secondary and recruit in Florida, Georgia and Alabama.

PREVIOUS COACHING EX-

PERIENCE: High School – assistant at R.L. Osborne High in Marietta, GA (1963); head coach at Guntersville High School (Alabama) (1964-1966). College – defensive secondary at Au-

burn (1966-1971); defensive secondary at Alabama (1971-1980); head coach at UT-Chattanooga (1980-1983). Professional – defensive coordinator at Memphis 2 years (1983-1985).

PLAYING EXPERIENCE: Earned five letters at Livingston High School (Alabama). Earned All-State honors in both football and baseball (1957-1958). Earned three letters in football and one letter in baseball at Alabama (1959-1963).

EDUCATION: Graduated from Livingston High in 1958. Earned a B.S. degree in Biology at Alabama in 1962.

PERSONAL DATA: Born William Earl Oliver on November 1, 1939 in Livingston, Ala. Married to the former Sue Kelly. Children (3): Bill Jr. (20), Kelly (18), Brad (15).

BOWL PARTICIPATION: As a player – 1959 Liberty Bowl, 1960 Bluebonnet Bowl, 1961 Sugar Bowl (AP & UPI National Champions). As a coach – 1968 Sun Bowl, 1969 Bluebonnet Bowl, 1970 Gator Bowl, 1971 Sugar Bowl, 1972 Cotton Bowl, 1973 Sugar Bowl (UPI National Champions), 1974 Orange Bowl, 1975 Sugar Bowl, 1976

Liberty Bowl, 1977 Sugar Bowl, 1978 Sugar Bowl (AP National Champions), 1979 Sugar Bowl (UPI & AP National Champions).

OTHER HIGHLIGHTS: An all-state performer in both football and baseball in high school. A member of Alabama's 1961 national champion football team. An All-SEC centerfielder for Alabama in 1963. Coached under Bear Bryant during three national championship years (1973, 1978, & 1979). Named the 1977 SEC "Working Coach of the Year".

OTHER HIGHLIGHTS: An all-state high school football player. A member of the Big Eight all-conference football team in 1961. Won the Reuben Miller Award for Most Valuable Player on and off the field at Iowa State (1961). Captain of the Iowa State baseball team (1961). Selected to the all-time Iowa State football team (by former players and coaches).

LARRY VAN DER HEYDEN (Iowa State '62)



YEARS AT CLEMSON: 8th.

Joined staff on January 5, 1979 from Memphis State.

RESPONSIBILITIES: Coach the offensive line. Recruit upper South Carolina, North Carolina and western Pennsylvania.

PREVIOUS COACHING EXPERIENCE:

High School – Assistant at Lake City H.S., (Iowa) 1 year (1963). College – Graduate assistant at Iowa State, 1 year (1964); defensive line at Iowa State 2 years (1965-

1967); assistant at Drake University 1 year (1968-1969); offensive coordinator at Indiana State 3 years (1969-1973); assistant at East Carolina 1 year (1973-1974); assistant at Virginia 1 year (1974-1975); offensive coordinator at Memphis State 3 years (1975-1978).

PLAYING EXPERIENCE: High School – Earned three letters in both football and baseball at Moline (IL) High. Earned three letters in both football and baseball at Iowa State.

EDUCATION: Graduated from Moline Senior High in 1957. Earned a Physical Education degree from Iowa State in 1962; received Masters from Iowa State in Education in 1968.

PERSONAL DATA: Born Larry Camiel Van Der Heyden on June 6, 1939 in Brazil, Iowa. Married Lois Jean Plecher of Winter Haven, Florida on April 28, 1961. Children: (2) Mike (12/23/62), Laurann (12/3/64).

BOWL PARTICIPATION: As a Coach – 1979 Peach Bowl, 1982 Orange Bowl, and 1985 Independence Bowl.

TOMMY WEST (Tennessee '75)



YEARS AT CLEMSON: 5th

year. Joined staff on July 10, 1982 from Appalachian State University.

RESPONSIBILITIES: Coach outside linebackers. Recruit Georgia and Florida.

PREVIOUS COACHING EXPERIENCE:

Graduate assistant at Tennessee (1977); assistant at White County High School in Sparta, TN (1978); assistant at Mississippi (1979); assistant at Appalachian State (1980-81).

PLAYING EXPERIENCE: Lettered in football, basketball and baseball at Gainesville High in Gainesville, GA (1969-72). Earned three letters in football and baseball at University of Tennessee (1973-1975). Drafted by the Tampa Bay Buccaneers in 1976 as a linebacker.

EDUCATION: Graduated from Gainesville High in Gainesville, GA in 1972. Earned B.S. degree in health education from Tennessee in 1975.

PERSONAL DATA: Born Thomas Cleveland West on July 31, 1954 in Carrollton, GA. Married the former Lindsay Watkins of Forest City, NC on July 5, 1982. Lindsay is a graduate of Appalachian State University with a B.S. degree in elementary education, 1981.

BOWL PARTICIPATION: As a Player – 1972 Astro-Bluebonnet Bowl, 1973 Gator Bowl, 1974 Liberty Bowl. As a Coach – 1985 Independence Bowl.

OTHER HIGHLIGHTS: Played in Georgia North-South All-Star game in 1972. Named High School All-American in Football in 1972. Drafted in 1972 by the Chicago Cubs in the second round while a senior in high school. Co-captain of 1975 Tennessee football team. Played in the Blue-Gray All-Star game, Montgomery, AL, in 1975.


GRADUATE ASSISTANT COACHES



David Bennett



Jeff Cruce



John Duncan



Tim Kelly



Richard Kent



Ruffin McNeil



Mike Rose



Dale Swing

Clemson President

Homecoming Happiness

Clemson has not lost a Homecoming game since 1970 when Auburn defeated Clemson 44-0 behind future Heisman Trophy winner Pat Sullivan. Since then Clemson has a 14-0-1 record on Homecoming, including a 27-24 victory over Virginia last year. It was Clemson's seventh homecoming victory over the Cavs in history. The tie during the stretch was a fluke. Duke tied Clemson 18-18 in 1976 as Vince Fusco booted six field goals, including one as time expired. It was a 57-yard boot that hit the crossbar and bounced over. The six field goals by the Blue Devil kicker is still an ACC single game record.

Max Lennon, former vice president for agricultural administration at Ohio State University, became President of Clemson University on October 14, 1985. The University board of trustees announced the unanimous decision at a board meeting at Clemson on that day.

Dr. Lennon is a native of Columbus County, NC and earned his bachelor's degree in animal science from N.C. State in 1962. He also earned a doctorate in animal science from the same institution in 1970.

He had been at Ohio State for two years where he had also served as executive dean for agriculture, home economics and natural resources. Lennon was also on the Ohio State Faculty Senate and was co-chairman of the Governor's commission on agriculture.

Previously, he had served as dean of the College of Agriculture and director of the Agricultural Experiment Station at the University of Missouri and as associate dean and director of research in the College of Agricultural Sciences at Texas Tech University.

Lennon, who has also served as an assistant professor at Texas Tech and an associate and full professor at Texas Tech and Missouri, spent two years with the International Agribusiness firm Central Soya of Illinois. He also has participated in many national and international conferences concerning new technologies in agriculture.

The 45-year-old Lennon was chosen from about 200 candidates for the presidency at Clemson. "You have the unwavering support of the entire Board of Trustees to carry out your duties as President of this university," said Louis Batson, chairman of the board of trustees. "We will stick to our role as maker of policy and we want you to carry out our policies without any interference from us."

Lennon commented on his philosophies and goals for Clemson in his opening press conference. "I am extremely delighted to be chosen as the leader of this great institution. We're at an extremely important time in our lives, not because of circumstances but because of where we are in history. We need land-grant institutions in a way that is almost unique ... so we can continue to be competitive in a world market.

"We at Clemson University must make our own priorities to lead us into the 21st century. We must begin by making ourselves visible in the state, then we must focus on the global perspective of the university and what we can accomplish in that arena."


Batson declared that the long selection process had discovered a man who knows what he wants. "Max Lennon is a good planner, a deep thinker, and a man ready for the challenge. He is restless without being impatient."

Lennon said the early part of his administration will consist of familiarizing himself more closely with Clemson's programs. "It would be presumptuous of me to come in here with a set of

priorities," he said. "In the academic community you build on the strengths of the institution, and my first business will be learning about those strengths. I'll be calling for help from the students, faculty, administrators, alumni and the rest of the Clemson family to make sure our priorities are in order."

Lennon began his teaching career at N.C. State in 1966 when he served as a graduate assistant professor. In 1970 he moved to Lubbock, TX, where he served as an assistant professor of animal science at Texas Tech University. He remained at the Texas institution as an assistant dean and associate dean in the College of Agriculture until 1980. On the first day of this decade he became the chairperson in the department of animal husbandry at the University of Missouri. He served as Dean of the College of Agriculture at Missouri until 1983, when he moved to Ohio State as vice president for agricultural administration.

Lennon is married to Ruth Carter Lennon and they have two children, Daniel Ray (23) and Robin (21).



Max Lennon is in his first full academic year as Clemson president.

Athletic Director

Get This Guy Oxygen

There are many documentations of iron-man service in sports, but none in Clemson history is more impressive than the mark held by Charles Littlejohn. He played in the golden, tough age of college football between 1913 and 1915. During that time he never missed a contest, playing 25 games in a row. But, that does not document the depth of his accomplishment, because not only did he play every game, he never missed a second of play. Every play, every kickoff, every punt, Charles Littlejohn was out there. That's 1500 consecutive minutes of football, and a lot of Ben Gay.

A total sports program. That's the goal of the Clemson University Athletic Department, and under the leadership of Athletic Director Bobby Robinson, Clemson is headed solidly in that direction.

The road to the athletic director's position has been a steady, successful progression through athletic and administrative opportunities for Robinson. He was born in Columbia and attended A.C. Flora High School. During his high school career, he was a point guard for the basketball team and a third baseman in baseball. He also played golf competitively, and was a scratch golfer at one time. Robinson did not play any high school sports as a senior because of a heat stroke suffered in the summer of 1963. He graduated from A.C. Flora in 1964 and then enrolled in Furman University.

Robinson graduated from Furman with a B.S. degree in business and political science in 1968. He was the president of the Sigma Alpha Epsilon fraternity chapter at Furman. After he was graduated from Furman, Robinson worked in his family's laundry and dry-cleaning business for two years.

Robinson came to Clemson in 1970, not in athletics, but in the housing office. After three years, he moved across campus to serve as an administrative assistant in the athletic department. "I started at Clemson in the housing office, but I came to Clemson with the intention of working in athletics," said Robinson. "No opening existed at the time, so I had to wait until there was one."

After serving the athletic department in various capacities, he became business manager in 1975. Two years later he was named assistant athletic director and in 1980 he became associate AD. He held that title four years, but his area of responsibility was primarily football and basketball.

While serving his administrative duties, Robinson found time to coach the Clemson golf team between 1975 and 1983. During his time as the head coach, Clemson won its only ACC title in golf and three times the Tigers participated in the NCAA tournament. In 1983, his final season as the head coach, he guided Clemson to a number-five national finish. Clarence Rose was one of three All-Americans to play for the Tigers during his tenure and is now a successful member of the pro tour.

Thus, it is easy to see why Bobby Robinson is most qualified for the position of athletic director at Clemson University — he has done it all. He has been an administrator at all levels, he has worked in other areas in the University, he has been a head coach, and he has handled the budgetary aspects needed to run a \$12 million program.

Bobby Robinson's philosophy of athletics is very simple. "We want to be the very best — in competition, in academics, in facilities. We have made the commitment to provide our coaches and athletes the tools necessary to compete on the conference and national level."

In competition, Robinson led the Tigers to one of their best years ever. Football and men's basketball were involved in post-season play and no less than 10 teams participated in NCAA post-season competition. Seven of these teams were ranked in the top 20 in the country. In the Knoxville Journal's All-Sports Poll Clemson ranked 18th in women's sports and 22nd in men's sports, Clemson's first top 25 rating in both areas in the same year.

In academics, Clemson student-athletes had an outstanding year. Over 90 athletes had 3.0 or better grade point ratios either semester, with the football team having five players named to the Academic All-Conference Team, the most in the ACC.

In the area of facilities, Robinson continues his philosophy. Recent renovations have included the Strength Training Center, one of the finest in the country; Tiger Field, home of the Clemson Tiger baseball team; and the West End Zone locker room complex in Memorial Stadium. New

facilities now underway include a new activities room in Death Valley, an indoor tennis facility, and a new permanent soccer stadium on Riggs Field. In addition to all of this, a continuing maintenance program for all facilities and practice areas has been established.

From a university perspective, Robinson envisions the athletic department as being one of 49 departments on campus, equal to English, accounting, admissions, and the others. "We believe the athletic department is a viable, important part of the mission of Clemson University," says Robinson, "as athletic competition provides a common bond for students, faculty, staff, and friends."

Under Robinson the athletic department has continued support of the university. Band uniforms and travel, the educational enhancement fund, and the athletic-academic endowment fund (coordinated with the Athletic Council) are some of the areas that have been developed.

Robinson has confidence in his staff, his coaches, his athletes, and the facilities at Clemson University. "We have a solid base to work from, but if we are not moving forward, we are losing ground. We will work within university guidelines and expand our horizons. We want to be as good as we can be as a vital part of the university and the State of South Carolina."



Bobby Robinson guided Clemson to a top 25 finish in both men's and women's sports last year.

DWIGHT RAINEY, Associate Athletic Director



Dwight Rainey is one of a handful of people who has served Clemson as a coach and as a top administrator. He has actually had three different titles with the Clemson athletic department in the last four years as he has been promoted swiftly since retiring from coaching after the 1982-83 basketball season.

Rainey is in his second full academic year as associate athletic director. The native of Clarkston, GA handles all activities for Clemson's "high profile" non-revenue sports program. This is a 2 million dollar operation and Rainey is responsible for every penny that is spent. He also has various administrative responsibilities with football and men's basketball. He also supervises the activities of the strength training facility and the equipment room.

Rainey has done an outstanding job for the non-revenue sports program at Clemson, keeping Tiger teams in the national spotlight. Now in his fourth year as an assistant athletic director overseeing these 16 programs, Clemson has been in the top 25 in the nation in the *Knoxville Journal All-Sports Poll* in each of those years.

Rainey, 40, came to Clemson's administration from the basketball office, where he served as Bill Foster's top assistant for 13 years, five at UNCC and eight at Clemson. With the basketball program, Rainey was responsible for recruiting, scheduling, on-the-floor instruction and administrative tasks.

During his eight seasons as a Clemson assistant basketball coach Clemson advanced to the NIT three times and the NCAA tourney once. Clemson reached the final eight of the NCAA in 1980. Clemson won 20 games in three of these eight seasons Rainey was an assistant coach.


Rainey was the first assistant hired by Bill Foster upon his appointment at Clemson. He spent nearly a third of his life working with Foster as a player or a coach, as he played for Foster at Shorter College in Georgia and also coached under Foster at UNC-Charlotte. He never really planned on being a coach, but he decided to join Foster in August of 1970 at UNCC and he stayed in the profession for 13 years. But, when an opening developed in the Clemson administration, he jumped at the chance.

Rainey has a fine business background as he earned a Bachelor of Arts degree in business administration from Shorter in 1967. He then earned a master's degree in business from UNC-Charlotte in 1971. Between 1967 and August of 1970 he worked with a division of the Chrysler Corporation in Atlanta, GA.

Rainey was an outstanding athlete during his high school and college days. He prepped at Clarkston (Ga.) High School where he was a standout athlete, earning letters in basketball, baseball, and golf. He earned a spot on the Georgia All-Star basketball team and led the South squad with a 16-point performance to walk away with the most valuable player honors.

His performance earned him a scholarship at Shorter College (Rome, Ga.) where his association with Foster began. During his stay at Shorter, he paced the Hawks to a 94-23 slate and was a Converse All-America selection as a senior. He was ranked as the eighth-best free throw shooter in the country as a senior, with a 89.7 shooting percentage.

LEN GOUGH, Associate Athletic Director



Len Gough is in his second year as associate athletic director at Clemson, but he has been working with the athletic department for 10 years. The son of a 1952 Clemson graduate, the University has been a major part of his life since he came to Clemson as a student in 1970.

Gough graduated from Clemson in 1974 with a bachelor's degree in textile technology. The native of Chester, SC began work at Clemson as an assistant equipment manager after graduation; he had been a student football manager during his undergraduate days. He was also a member of Tiger Brotherhood and was the President of Block C, Clemson's lettermen association. By 1976 he was named head equipment manager and was already supervisor for over \$1.5 million in inventory and was in charge of the purchase, maintenance and issuance of all athletic equipment. He also coordinated football and basketball trips, devised the lettermen's award system and designed the 1981 National Championship ring.

In July of 1982 Gough became assistant executive secretary of IPTAY. He assisted in the total fund-raising area, supervised the sales of executive suites in Memorial Stadium, served as game manager for all basketball games and coordinated all tournaments in all sports hosted by Clemson.

In November of 1984 Gough became an assistant athletic director for promotions and media relations. In March of 1985 he was promoted to the position of associate athletic director. In this position Gough supervises all promotions and media relations, supervises the SID office, coordinates spirit groups, oversees the administration of the executive suites in Memorial Stadium, and supervises the radio and television programming for Tiger athletics.

Gough, a graduate of Chester High School in Chester, SC, is married to the former Jane Price of Greenwood, SC.

VAN HILDERBRAND, Assistant Athletic Director



Van Hilderbrand, who has served the Clemson athletic department for 10 years, is in his second year as an assistant athletic director. He is in charge of the ticket office and supervises all parking administration in his new capacity.

A man who has come up through the ranks, Hilderbrand is well prepared for this position. He started his association with the athletic department as a student employee in the ticket office during his college career, 1970-74. In 1976 he filled the newly created position of assistant ticket manager and in 1980 he was

named University ticket manager. In April of 1985 he was named assistant athletic director by Athletic Director Bobby Robinson.

Demand for tickets to Clemson athletic events is at an all-time high, and it is Hilderbrand's responsibility to distribute these tickets to the thousands who attend the games. Hilderbrand and his staff sell twice as many football season tickets as any other school in the ACC and admitted the nation's sixth largest crowd for the 1985 football season. Basketball season's tickets should reach an all-time high this year with the improvement in Tiger basketball.

In the seven years since Hilderbrand took the job as ticket manager, he has distributed more season tickets than ever before for football and basketball. He has met the challenge by keeping up with the technology of the profession. Last year Clemson utilized a computerized ticket system for the first time.

Hilderbrand also had the added challenge of handling requests for tickets in the 15,000-seat addition to Memorial Stadium in 1983.

Hilderbrand worked as athletic supervisor for the Greenwood Recreation Department for two years after graduation, and in 1976, he returned to Clemson as assistant ticket manager. Three years later, he was named ticket manager.

Hilderbrand graduated from Clover (SC) High School in 1970, and earned his degree in parks and recreation administration from Clemson in 1974. The 34-year-old is married to the former Diane Harris of Clover and they have two children, Van Jr., who was born December 31, 1979, the day Clemson met Baylor in the Peach Bowl in Atlanta, GA, and Lee Elizabeth, who was born October 2, 1985.

FRED HOOVER, Assistant Athletic Director, Head Athletic Trainer



One of the most rapidly changing areas in athletics is the field of sports medicine, and keeping Clemson on the frontier is Fred Hoover. Now in his 28th year as head trainer for the Tigers, the 55-year-old Hoover is responsible for the prevention, treatment and rehabilitation of injuries to Clemson's athletes. In addition, Hoover, who was named assistant athletic director in the summer of 1983, is responsible for purchasing of athletic equipment, supervising the medical staff, making travel arrangements, and directing the training table.

A native of Jacksonville, FL, Hoover graduated with a BS degree in physical education from Florida State in 1953. He served as trainer at his alma mater for two stints, 1952-53 and from 1957-58, before coming to Clemson in 1959.

Professionally, "Doc" Hoover has held just about every administrative post with the National Athletic Trainers Association, including national president, and he is an affiliate member of the American Orthopedic Society for Sports Medicine. In 1981, Hoover was enshrined in the Citizens Savings-Helms Athletic Foundation Hall of Fame for his work. In the spring of 1982, he was named a consultant to the South Carolina Medical Association - Medical Aspects of Sports Committee. He is also a member of the Clemson Hall of Fame, and is currently president of the South Carolina Trainers Association.

In 1983 Hoover was the recipient of the Distinguished Service to Sports Medicine Award. The honor is given by the American Orthopedic Society for Sports Medicine.

Hoover is married to the former Elva Cook of Mt. Vernon, IL, and the Hoovers have two children - Catherine, a 1980 Clemson graduate who is married, and Bryan, who finished Clemson last May.

CLYDE WRENN, Assistant Athletic Director



Clyde Wrenn is the newest member of the Clemson athletic department, but he certainly is no stranger to the Tiger athletic scene. Now an assistant athletic director in charge of football operations, he formerly was the football recruiting coordinator in the mid-seventies.

The native of Chester, SC is in a newly created position which will specialize in the area of recruiting and day-to-day administrative operation of the football department. For the 1983, 1984 and 1985 seasons Wrenn was a member of the Clemson football radio network team as a color analyst. He was also a scout for the Denver Broncos for the last two seasons.

Wrenn began his coaching career at Southside High School in Florence as an assistant coach, and in five years the team posted a 40-16 mark. He also served as head baseball coach for three years and captured the state title in each season. The 43-year-old Wrenn moved to

West Florence High School the next year as athletic director and head football coach. His two-year record on the gridiron was 14-5.

Wrenn first came to Clemson in 1972 and served as the junior varsity coach under Head Coach Hootie Ingram. After one season in that capacity he was named head recruiter under Red Parker. He served in this post through the 1977 season. He was the recruiting coordinator when Clemson brought in the class of 1981, the group that led Clemson to the national championship.

Wrenn got completely out of athletics in the spring of 1977 when he became operational manager of Waccamaw Pottery in Myrtle Beach for two years. In 1980 he went into private business with Tuff Stuff Furniture, where he remained for four years.

Wrenn earned 10 letters at Chester High School in football, basketball and baseball and then played baseball two years at Spartanburg Junior College. He enrolled at N.C. State for his final two years of undergraduate work, and received his BS degree in recreation and park administration in 1965. Wrenn was awarded his MS degree in business administration from Western Carolina in 1969.

Wrenn is married to the former Willa Lynn of Chester and they are the parents of two sons, Craig, 16, and Cal, 14.

BOB BRADLEY, Sports Information Director



In the last few years Clemson athletics have risen to a new position of public awareness, and keeping the Tigers in the minds of media and the public alike is the job of Bob Bradley. A recognized leader in his profession, Bradley has received every conceivable award and has become one of the most respected men in the sports information field. Bradley is now in his 32nd year as Clemson's sports information director.

The knowledgeable and personable Bradley was elected president of CoSIDA, the national organization of sports information directors, during 1974-75. He received the Arch Ward Award as CoSIDA Man-of-the-Year in 1976 and he was also elected by his peers to the organization's Hall of Fame.

Under Bradley's direction, the Clemson Sports Information Department has won over 60 national and state awards for their brochures and press guides in the last 11 years. During 1979-80, Clemson won nine awards for its work, which was the second highest total among Division I schools that year. The SID office won six awards each in 1980-81 and 1982-83 and garnered a total of nine in 1981-82. Included in the nine awards in 1981-82 were six "Best in the Nation" press guides, more than any other school in the country. In 1984 the Clemson football guide was ranked fourth nationally, after a second-place finish in 1983. In 1985-86 Clemson had seven national awards, the second highest total in the nation.

Several student assistants who worked under Bradley have gone on to full-time positions in the sports information field, an indication of Bradley's dedication to sports information. Additionally, he was honored in 1983 by the South Carolina Athletic Hall of Fame for his special contributions to athletics. He was inducted into the Clemson Hall of Fame in 1985.

During his college days at Clemson, Bradley was the editor of *The Tiger*, the student newspaper. In addition to his task as editor and sports editor of that weekly publication, Bradley also worked for the *Greenville News-Piedmont* on both a full and part-time basis. Bradley graduated from Clemson in 1951 with a BS degree in textile manufacturing. He served in the Air Force for four years.

The 61-year-old Bradley was born in Randleman, NC, and is a graduate of Greenville (SC) Senior High. Bradley is married to the former Louise Madewell of Dallas, TX, and they have two children, Dorma of Spartanburg, and Robert, sports editor of the *Valdosta* (GA) *Daily Times*. They also have one grand-daughter, Amanda (8).

BOBBY DOUGLAS, Equipment Manager



Making sure that Clemson's athletic teams dress as well as they play is the responsibility of Equipment Manager Bobby Douglas. Douglas takes great pride in the appearance of the Tigers on game days and he also strives to insure the players' safety by keeping the equipment in good working order. Douglas is also responsible for the associated athletic equipment for all 18 sports at Clemson.

Douglas assumed his present job on July 16, 1982, when former equipment manager Len Gough was named assistant executive secretary of IPTAY. Douglas had served as the assistant equipment manager since December 1978.

Packing and planning for extended road trips has become one of Douglas' specialties, as the Clemson football team went to four bowls in a period of five years and in 1982, traveled to Tokyo, Japan for the Mirage Bowl. The Tiger basketball team is also a frequent traveler, as the team regularly makes trips to Christmas tournaments. Last year the Clemson football team played in the Independence Bowl, while the basketball team was in Hawaii at the Rainbow Classic. The Clemson hoopsters also journeyed to Wyoming for the NIT.

Douglas, born on September 9, 1955, is a 1974 graduate of Toms River High School in New Jersey. He ran cross country, indoor and outdoor track and was a three-year letterman in each sport. He came to Clemson on a track scholarship and ran with the team his freshman year. He went into managing at Clemson as a student in his junior year. During his sophomore year he served as co-sports editor of *The Tiger*, the Clemson student newspaper.

The native of Montclair, NJ received his bachelor's degree in industrial education from Clemson in December of 1978 and became assistant equipment manager almost immediately. He married the former Ann Skelton of Clemson, SC on June 28, 1986.

ROBERT RICKETTS, Business Manager



Robert Ricketts is in his second year with the Clemson Athletic Department, but he is no stranger to Clemson. He is actually going into his 11th year of employment with the University. As business manager, Ricketts will primarily handle all purchasing and expense accounts.

Ricketts is well qualified for the business manager position as he was on the other side of the fence for nine years at Clemson. Between 1976 and 1985 Ricketts worked for the auditing and accounting departments at Clemson and

one of his major duties was the audit for the athletic department. He worked in the University's financial management division in accounting control and payroll benefits between 1976 and 1977, then worked in the internal auditing division as an auditor between 1977 and 1980. In 1980 he was named an audit supervisor, a position he held until February of 1985.


Ricketts earned an Associate of Arts degree from Anderson College in 1969, and a business administration degree from Erskine College in 1971. He is also a 1967 graduate of T.L. Hanna High School in Anderson. After his graduation from Erskine, he entered merchandise management with the J.C. Penney Company of Greenville and Anderson. He worked for that company between 1972 and 1976, until he began his career with the University on May 28, 1976.

The native of Anderson has also completed the College Business Management Institute at the University of Kentucky and is a member of the Institute of Internal Auditors. He is also a charter member of the Pendleton Sertoma Club and has served as secretary of the Clemson

Recreation Advisory Committee for six years.

Ricketts and his wife, Kathey, have two children, Chesley (8) and Lindsey (4). Kathey is employed in the payroll and insurance office at Clemson University.

DON WADE, Administrative Assistant



Handling the day-to-day administrative tasks that result from a successful football program is the job of Don Wade. Now in his fourth year since rejoining the Tigers, Wade is responsible for making certain that the operations of the football team go as smoothly as their performance on the field.

Since coming back to Tigertown, Wade's contributions have been considerable. He has been involved in the organization of recruiting mailouts and coach's visits. This year he will serve as the liaison with pro scouts, serve as an administrator for Clemson football camps and organize coaching clinics. He is also involved with correspondence and the day-to-day organization of the football office.

Wade is certainly no stranger to Clemson. After spending four years as a linebacker for the Tigers, he received his bachelors degree in education in 1952. He then spent a year as an assistant coach at Waynesboro High School in Georgia before returning to Clemson for 15 seasons on the football staff.

In 1968, Wade left Clemson to become head football coach at Tennessee Tech, and in 1974, he was also named that school's athletic director. On March 1, 1983, he returned to his alma mater and assumed his present position.

Wade, who was born in Tyronza, AR and attended high school in Lenoir City, TN, is married to the former Barbara Henderson of Clemson. The Wades have two daughters, Donna and Beth, and one son, Clint. In addition, they have four grandchildren.

GARY WADE, Strength Coach



Gary Wade, a veteran of five NFL seasons with the Detroit Lions, is Clemson's strength and conditioning coach. The native of Nebraska joined the Clemson staff on January 11 of 1985 so he is in his second full football season with the Clemson athletic department. Wade heads up the program for all 18 sports at Clemson.

Wade brings a lot of experience in the field with him to Clemson. He served as an assistant strength coach at Nebraska for three years as an undergraduate and graduate student. He earned his undergraduate degree in education in 1978 and worked on his master's in exercise physiology until 1979.

In 1980 he became the Detroit Lions' first strength and conditioning coach. The 30-year-old received much credit for the Lions' immediate improvement as Monte Clark took pride in Wade's work and the results on the field. Wade instituted many motivational awards during his tenure in Detroit as he converted the Lions' training system from machines to free weights.

During his five years with the Lions the club finished second three times in the Central Division and won the NFC Central in 1983. The Lions made the playoffs twice during this time period.


In his two seasons at Clemson the teams overall strength figures have grown significantly. He has had a first-team strength All-American in each of his first two years, Kenny Flowers in 1984 and Jim Riggs for the 1985 season.

Wade, who was born in Nebraska City, NE, earned 10 letters in high school at Weeping Water High. He was all-conference in football for three seasons and was second-team all-state his senior year.

Athletic Staff Members

October Fest


The month of October has been good for Clemson football since Danny Ford came to Clemson. We don't know why that is, but the Tigers have won 33 of their last 37 games in the month of October since 1977, or the year Danny Ford first came to Clemson as an assistant coach. Ford as a head coach is now 24-4 in October, he had a 5-0 mark in the month during the National Championship season. Last year Kentucky broke a 16-game Clemson winning streak in the month. Additionally, the Tigers have lost only three games in the month since this decade started.



Wayne Bolt
Tight Ends/Dorm Dir.



Tim Bourret
Assoc. SID



Rick Brewer
Assistant Ticket Mgr.




Doug Gordon
Asst. Equipment Mgr.




Dr. Byron Harder
Team Physician



Frank Howard
Legend




Les Jones
Dir. of Facilities



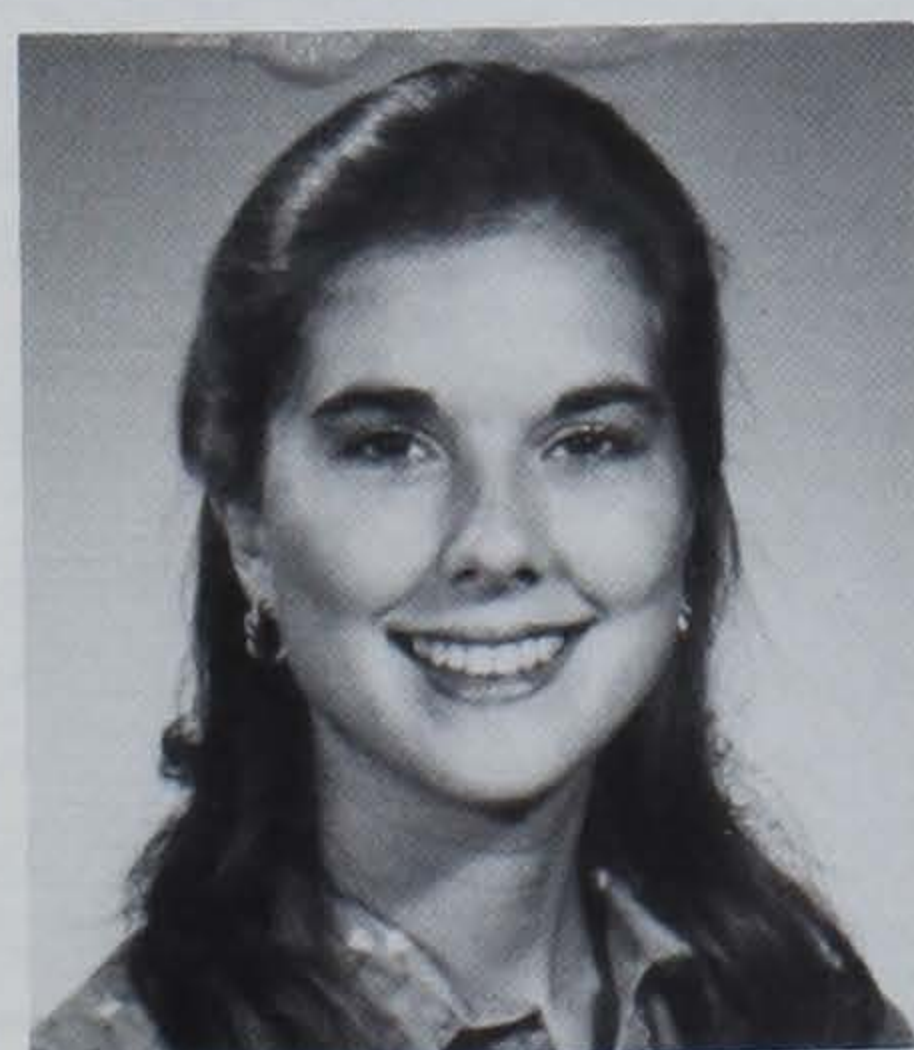
Kassie Kessinger
Asst. SID



Hazel Modica
SID Secretary



Danny Poole
Asst. Trainer



Ann Smith
Promotions Asst.



Elaine Swearingen
Football Secretary



Joann West
Assistant Ticket Mgr.



Reno Wilson
Asst. Trainer

IPTAY

Why Run Down the Hill

How in the world did the tradition of running down the hill start? There is no long involved explanation, it used to be the quickest way to get to the field. When the stadium was built in 1942 the football lockerrooms were in Fike Fieldhouse. When the players were finished getting dressed they used to walk out the front door and walk down the street to "The Hill". Coach Howard continued the tradition when lockerrooms were finally built inside the stadium because Clemson fans used to get so fired up when they gathered at the top of the hill. That's when the buses came into use to speed the trip from the lockerrooms to the other side of the stadium.

"IPTAY. It Works For Clemson."

The theme of IPTAY's fifty-third campaign is aptly put. Since 1934, success in serving Clemson has been the key in making IPTAY one of the nation's premier athletic scholarship fund-raising organizations.

Founded by Dr. Rupert Fike and other friends of Clemson, IPTAY was created in Atlanta, Georgia as a secret organization to support athletic programs. From the early days when memberships were often paid up in eggs and fresh vegetables, IPTAY (I-Pay-Thirty-A-Year) has annually been one of the top organizations of its kind in the country. Today, over 20,000 active members support IPTAY annually.

IPTAY's first and foremost goal is to annually insure the financing of a quality education for nearly four hundred student-athletes, trainers, and managers. Countless numbers of success stories begin with the receipt of an IPTAY scholarship, and through the generous support of IPTAY members, Clemson University has been able to award the maximum number of scholarships allowed by the NCAA in Clemson's 18 men's and women's varsity sports. For the over 3,000 students who have been awarded IPTAY

scholarships, and for those who are still to come, without a doubt IPTAY works for them.

Because of IPTAY's commitment to excellence both in the classroom and on the playing field, the ability to expand programs has enabled IPTAY to directly benefit the entire university family. In the fall of 1984, the IPTAY Athletic Academic Endowment Scholarship Fund was created to award financial support to students whose performance in the classroom warranted distinction.

The concept that supports the endowment is based on money donated by matching gift companies, as well as monies generated by television appearances and scholarship awards in such contests. What results from this endowment is one of the largest unrestricted scholarships in the history of Clemson. Perhaps the most exciting feature of the fund is its potential. As the years go on, the growth of the program will only be equalled by IPTAY's desire to work for Clemson.

Other contributions made possible to Clemson University through IPTAY include several capital improvement projects which have helped to give the university the best facilities in the nation.

Some of the current projects that are sponsored by IPTAY include an indoor tennis facility, as well as permanent soccer stadium. The indoor facility features four indoor courts, as well as permanent seating, and will be available for faculty, students, and staff when not in use by the varsity tennis teams. The soccer stadium will provide a home for the 1984 National Champions, who will once again be defending their ACC championship. Improved lighting as well as 6,000 permanent seats and a new scoreboard will give the Tiger Soccer program the facility it deserves.

Other improvements that IPTAY has established for the university as a whole include a \$150,000 enhancement grant for education to be used as the university desires, improved lighting for Riggs Field, and the development of East Bank Recreation Area for student usage.

The Tiger Band will be sporting brand new uniforms as it takes the field this fall. The uniforms, as well as all expenses for band travel, are sponsored by IPTAY. This commitment, of well over \$200,000, allows the Tiger Band to strut its stuff in style, both home and away.

Although the success of IPTAY's programs and the financial management of its Board of Directors have enabled IPTAY to assist in other concerns of the university, the primary concern of IPTAY is in educating young people and in servicing the needs of its membership.

IPTAY sponsors one of the most progressive tutorial programs in the country, and at any time, any athlete is able to supplement his education through the use of tutors, or the impressive study hall program. A highly-trained academic advising staff helps the student-athletes to prepare for a future, and to shape their tomorrow by studying today. Through these efforts, over a fourth of Clemson's student-athletes were on the honor roll in the spring semester of 1986.


Working for IPTAY members is one of the major goals of the IPTAY Board and the internal staff. Each IPTAY member receives personal service to their account, and is constantly kept abreast of the programs of Clemson through the IPTAY office. Every member receives thirty-five issues of the *Orange and White* each year. As the official publication of IPTAY, the *Orange and White* is exclusively distributed to IPTAY members, and features indepth coverage of Clemson athletics.

IPTAY is a part of Clemson in many ways. Through its various programs and contributions, the 20,000 members of IPTAY spread their support of Clemson throughout the entire university family. There is no doubt that this year's theme echoes loudly through the red hills of upstate South Carolina, because IPTAY truly works for Clemson.



Allison Dalton
Executive Secretary of IPTAY

ALLISON DALTON
Executive Secretary of IPTAY



Allison Dalton is in his second full academic year as the leader of America's number-one athletic scholarship fund-raising organization, IPTAY. Dalton took over the position in March of 1985 after serving as promotions director for four years and assistant athletic director for media relations and marketing for two years.

The well-rounded administrator raised money from an advertising standpoint at Clemson in his first six years for publications, scoreboard advertising and with the Clemson Orange

Aids marketing program. Now he raises money for athletic scholarships and other areas for the athletic department. This year he helped continue IPTAY's consecutive year streak for increase in fund-raising, which now has reached 23 in a row.


During his tenure, Dalton was responsible for getting the Tiger Paw and other Clemson logos copyrighted, which has eliminated any unauthorized use of the symbols. He also supervised the highly successful direct mail marketing program.

Dalton, who earned his bachelor's (1960) and master's (1964) from Clemson in industrial management, served as state campaign coordinator for U.S. Senator Strom Thurmond for a year prior to becoming manager of the Clemson House Hotel, a capacity he served in until coming to the athletic department in the fall of 1979.

After receiving his undergraduate degree, he served two years in the U.S. Army as assistant printing control officer at Fort Bliss, TX, and he was discharged as a first lieutenant. Following his master's degree, Dalton was a management trainee and staff assistant for Karastan Mills for two years and was then in partnership with his brother in the furniture and carpet business.

Dalton is married to the former Carolyn Jones of Pickens, SC, and the Daltons are the parents of two children, Brett (4-10-66), a graduate assistant in the Clemson strength training room, and CeCe (8-6-68).

BERT HENDERSON
Associate Executive Secretary of IPTAY



After a coffee break with the Clemson Alumni Association, Bert Henderson returned to the athletic department for the 1985-86 academic year. Henderson is Clemson's associate executive secretary of IPTAY, a position he accepted in April of 1985. He had served the athletic department as a trainer between 1978 and 1984 before moving to the Alumni Association for the 1984-85 academic year.

Henderson has been affiliated with Clemson since 1978, when he arrived as a graduate assistant trainer.

He began full-time employment under Fred Hoover in 1980 and served as basketball trainer during the 1983-84 season. He served in that capacity until October of 1984. He handled all travel and a majority of administrative tasks for the Clemson basketball program.

In November of 1984 Henderson moved across campus as an alumni officer. He performed many public relations and management functions for that department.

His central duties as associate director of IPTAY concern the Tiger Life Insurance Program. This insurance program is designed to create an endowment for the entire Clemson athletic department. Henderson is also involved with the organization of Clemson club programs and the Tiger Tailgate Show on the Clemson radio network.

Henderson is a 1978 graduate of Mars Hill College. He earned a master's degree from Clemson in 1980 in administration and supervision. He is married to the former Lee Ann Hudson, and the couple was expecting its first child as the brochure went to press.



Clemson IPTAY meetings attract nearly 1,000 Tiger supporters in some cities.

Clemson University

What a Team

When Clemson won the National Championship in 1981 with a 12-0 team that had only a 6-5 record the year before everyone was shocked. But a look at NFL rosters since then tells us this was a team of great talent. A total of 28 players off the roster of that team have played in pro football, 19 with the NFL, eight with the USFL and one in Canada. Last year 15 players off the National Championship team were on NFL rosters and played in games, eight of them were starters. Overall, a total of 49 players on the National Championship team were either drafted or signed free agent contracts with the NFL, USFL or Canadian Football leagues.

History

The death on April 6, 1888, of Thomas Green Clemson set in motion a series of events which marked the start of a new era in higher education in the State of South Carolina – especially the future of scientific higher education in agriculture and the engineering sciences.

Mr. Clemson's passing set the stage for the founding of the university of a true "people's university" which opened the doors of higher education to all South Carolinians, rich and poor alike. Mr. Clemson, son-in-law of South Carolina's famous statesman, John C. Calhoun, was a prominent scientist of his time who was especially interested in scientific agriculture.

Mr. Clemson had a lifelong interest in farming and agriculture affairs. He served as the country's superintendent of agriculture affairs (predecessor to the present secretary of agriculture position), and actively promoted the establishment and endowment of the Maryland Agricultural College in the 1850s.

He once wrote, "The only hope we have for the advancement of agriculture (in the U.S.) is through the sciences and yet there is not one single institution on this continent where a proper scientific education can be obtained." Although he never lived to see it, his dedicated efforts culminated in the founding of Clemson Agricultural College.

Mr. Clemson provided in his will that the Fort Hill plantation and a considerable sum from his personal assets be used to establish an educational institution of the kind he envisioned. He left a cash endowment of about \$80,000 and his Fort Hill estate of 814 acres to the State of South Carolina for its establishment.

In November 1889, Governor Richardson signed the bill accepting Thomas Clemson's bequest. Following this, a measure was introduced to establish the Clemson Agricultural College, with its trustees becoming custodians of Morrill Act and Hatch Act funds made available for agricultural education and research purposes by federal legislative acts.

Clemson College formally opened in July 1893 with an enrollment of 446. From the beginning the college was an all-male military school. It remained this way until 1955, when the change was made to "civilian" status for students and Clemson became a coeducational institution.

University Governance

The University is governed by a board of 13 members, including six elected by the state legislature and seven self-perpetuating life members, in accord with the will of Thomas G. Clemson. The board is primarily responsible for setting policy and approving budgets and expenditures. The University's day-to-day operations



are administered by its president; vice president for academic affairs, business and finance, student affairs, and institutional advancement; and the president's executive staff.

Campus

The University campus, located on the former plantation of statesman John C. Calhoun, con-

sists of 1,400 acres and represents an insured value of approximately \$332 million in academic and administrative buildings, student, staff and faculty housing, athletic service facilities, and equipment. It is a progressive campus as 81 percent of the University's 85 main buildings have been constructed since 1950.

In recent years new dormitory space has been

established, a new chemistry building will be completed by August of 1986 and construction has started on the Strom Thurmond Institute. While offering excellent modern facilities, the University retains its air of tradition through such landmarks as Fort Hill, the home of the Calhouns and Clemsons, Tillman Hall with its clock tower, the statue of Thomas Clemson and the Outdoor Theater.

The campus is surrounded by 20,860 acres of University farms and woodlands devoted to research in forestry, agriculture and cultural engineering. In addition, 10,447 acres throughout the state are devoted to agricultural experiment station research.

Other Facts

- The average SAT score of Clemson freshmen last fall (1,012) was the highest of any public college or university in South Carolina. That's 209 points above the average state score, and 115 points above the national average.

- 41 percent of the entering freshman class of 1985 graduated in the top 10% of their high school classes; 67% in the top 20%; and 82% in the top 30%. The mean grade-point ratio for their high school academic work was 3.47.

- In 1985, incoming students earned 2,730 credit hours through the Advanced Placement Program sponsored by the Educational Testing Service. With that statistic it is easy to see why Clemson's retention rate (percentage of freshmen returning for the sophomore year) typically runs about 90 percent.

- Clemson is one of the most popular schools in the Southeast for high school seniors as evidenced by 7,079 applications in 1985 new student enrollment for only 2,500 spots.

- Only one school in the nation had a perfect record in 1985 when it came to selections for the prestigious Fullbright Scholarship. Clemson had a perfect six-for-six in its applications for one of the nation's top scholarship grants.




- Clemson has nearly 1000 faculty members, and three-quarters of them (75%) hold Ph.D. degrees in their chosen fields. They collectively have published 350 books, and written more than 20,000 papers, articles and addresses.

- Clemson's ultra-modern Muldrow Cooper Library has approximately 1,300,000 volumes. It is also a designated house for US government documents and has a comprehensive collection, particularly in science and technology.

- With the recent addition of more than \$600,000 in equipment, Clemson's Electron Microscope Facility now ranks as the best in the nation. This equipment, combined with dedicated research computers and lasers, gives Clemson a world-class facility for microelectronics research.

- Clemson's Computer Center has over 750 time-sharing terminals on campus and students and faculty can access hundreds of computers



throughout the United States. There are also 10 microcomputer laboratories on campus and maintained for special research or teaching purpose by individual colleges.

- The university is very strong in the engineering and mathematical sciences and has a business school that is growing by leaps and bounds. The university's nine colleges are engineering (which has the largest undergraduate enrollment), commerce and industry (which in combination with engineering accounts for half the total enrollment), agricultural sciences, architecture, forest and recreation resources, sciences, nursing, education and liberal arts.

- Among the many distinguished recipients of honorary degrees from the University are syndicated columnist Jenkin Lloyd Jones; architect R. Buckminster Fuller; Wall Street financier Bernard Baruch; nuclear physicist Edward Teller; and U.S. Senator Strom Thurmond.



Clemson Memorial Stadium

Multiple TDs

Clemson wide receiver Ray Williams proved he is truly a triple threat athlete last year. He became just the 12th player in Clemson history to be responsible for a touchdown in three different forms. He caught a TD pass, rushed for one and threw for one all in the same season, something that had not been done since 1969. He is believed to be the only wide receiver in Clemson history to throw a touchdown pass. There are only two players in Clemson history to account for TDs four different ways in the same season. In 1947 Bobby Gage had a TD by a kick-off return, pass, rush and reception, while the following year Ray Matthews had one on a punt return, a rush, a pass and a reception.

Just before Jess Neely left for Rice University, he gave Clemson a message. "Don't ever let them talk you into building a big stadium," he said. "Put about 10,000 seats behind the Y.M.C.A. That's all you'll ever need."

Instead of following Coach Neely's advice, however, Clemson officials decided to build the new stadium in a valley on the western part of campus. The place would take some clearing — there were many trees, but luckily there were no hedges.

The crews went to work: clearing, cutting, pouring, and forming. Finally, on September 19, 1942, Clemson Memorial Stadium opened with the Tiger football team thrashing Presbyterian College, 32-13. Those 20,000 seats installed for Opening Day would soon grow; and grow and grow.

When the original part of the stadium was built in the early 40's, much of the work was done by scholarship athletes, including many football players. The first staking out of the stadium was done by two members of the football team, A.N. Cameron and Hugh Webb. Webb returned to Clemson years later to be an architecture professor, and Cameron moved on to be a civil engineer in Louisiana.

The building of the stadium did not proceed without a few problems. One day during the clearing of the land, one young football player proudly announced he was not allergic to poison oak. He then commenced to attack the poison oak with a swing blade, throwing the plants to and fro. The next day, however, the boy was swollen twice his size and had to be put in the hospital.

There are many other stories about the building of the stadium including one stating that Frank Howard put a chew of tobacco in each corner of the stadium as the concrete was being poured. The story claims the tobacco is still there.

Howard says that the seeding of the grass caused a few problems. "About 40 people and I laid the sod on the field," he says. "After three weeks, on July 15, we had only gotten halfway through. I told them that it had taken us three weeks to get that far, and I would give them three more weeks' pay for however long it took. I also told them we would have 50 gallons of ice cream when we got through.

"After that it took them three days to do the rest of the field. Then we sat down in the middle of the field and ate up that whole 50 gallons."

Howard says that on the day of the first game in the stadium, "the gates were hung at 1:00 and we played at 2:00." But that would be all of the construction for a while. Then in 1958, 18,000 sideline seats were added and, in 1960, a total of 5,658 West endzone seats were added in re-

sponse to increasing attendance. With the large end zone "Green Grass" section, this expansion increased capacity to about 53,000.

Later, upper decks were added to each side of the stadium as crowds swelled — the first one in 1978 and the second in 1983. This increased capacity to approximately 80,000 which makes it one of the 10 largest on-campus stadiums in the country.

The effect spiraling inflation has had in this century can be dramatically seen in the differences in stadium construction. The original part of the stadium was built at a cost of \$125,000, or \$6.25 a seat. The newest upper deck was finished in 1983 at a cost of \$13.5 million, or \$866 a seat.

Through the years Memorial Stadium has become known as "Death Valley." It was tagged this by the late Presbyterian coach, Lonnie McMillian. After bringing his P.C. teams to Clemson for years and getting whipped, McMillian said the place was like Death Valley. A few years later, the name stuck.

On November 16, 1974 the playing surface was named Frank Howard Field for the legendary coach because of his long service and dedication to the University.

Athletic Director Bobby Robinson says that Memorial Stadium has many features which make it a top facility. "One thing that makes it so good is the number of sideline seats," he says.

"We don't think there is a bad seat in the house.

"We also have outstanding dressing rooms, press facilities, and ample parking nearby. A unique feature of the stadium is the number of private boxes."

Rick Brewer, an official in the University athletic ticket office says that despite the stadium's large size, there are still season ticket problems. "When the second upper deck was built, we thought it would take care of everything," he said. "To our dismay, it hasn't. We've filled the upper decks and have moved season ticket holders into the endzone, which are not permanent seats."

Despite the apparent ticket crunch, Robinson says there are no immediate plans to further expand the stadium. "Before we expand we'll have to show over an extended length of time — like five to seven years — that we can sell out what we have now," he said. "We don't want supply to greatly exceed demand. Even though it's hard to get tickets now, we can still get people in our stadium. The ticket means more if it's harder to get."

But, if Memorial Stadium is expanded again and capacity is pushed closer to 100,000, there will be room for the construction over the west stands, enclosing that end like a horseshoe.

Luckily, the stadium wasn't built behind the Y.



STADIUM RECORDS

Most Clemson stadium points:

Southern Conference: 57 points (57-12 over Virginia Military, 1944; 57-2 over Furman, 1950)
Atlantic Coast Conference: 82 points (82-24 over Wake Forest, 1981)
Non-Conference: 76 points (76-0 over Presbyterian, 1945)

Most opponent stadium points:

Southern Conference: 41 points (41-12 by Wake Forest, 1943)
Atlantic Coast Conference: 45 points (45-7 by N.C. State, 1975)
Non-Conference: 45 points (45-19 by Auburn, 1953)

Last tie game in stadium:

Clemson 16, Georgia 16, 1983

Widest Clemson margin of victory in stadium:

Southern Conference: 55 points (57-2 over Furman, 1950)
Atlantic Coast Conference: 58 points (82-24 over Wake Forest, 1981)
Non-Conference: 76 points (76-0 over Presbyterian, 1945)

Widest margin of defeat for Clemson in stadium:

Southern Conference: 29 points (41-12 by Wake Forest, 1943)
Atlantic Coast Conference: 38 points (45-7 by N.C. State, 1975)
Non-Conference: 44 points (44-0 by Auburn, 1970)

Most combined stadium points (both teams):

Southern Conference: 69 points (57-12 over Virginia Military, 1944)
Atlantic Coast Conference: 106 points (82-24 over Wake Forest, 1981)
Non-Conference: 76 points (76-0 over Presbyterian, 1945; 69-7 over Presbyterian, 1949)

Most stadium games won by Clemson in single season:

6 games (1974, 1978, 1981, 1983)

Most stadium games lost by Clemson in single season:

4 games (1970, 1975)
3 games (1962, 1971, 1973, 1985)

Longest stadium unbeaten streak:

25 games (11/20/80 to 11/24/84)

Longest stadium winning streak:

10 games (During 1949-50-51-52 seasons) and (During 1983-84)

Longest stadium losing streak:

4 games (1970)
3 games (1962, 1975)

Record stadium crowd: 82,093 South Carolina, 1984

Record stadium conference crowd: 80,617, Duke, 1984

Stadium capacity: 79,854. Original stadium built in 1942 to seat 20,000. Addition of 18,000 sideline seats made prior to 1958 season. West endzone stands added prior to 1960 season. South stands (press box side) double-decked and additions made to east endzone (large scoreboard end) during 1978 season. North stands double-decked prior to 1983 season. Listed capacities: south stands—20,076; top deck south—8,960; north stands—21,597; top deck north—14,145; west end zone—5,658; other reserved (press box, president's box, club level, VIP boxes)—4,418. General admission (grassed bank of east end zone)—5,000. **TOTAL CAPACITY:** 79,854. (NOTE: Coaches, players, stadium employees, security, etc., are included in final attendance figures accounting for larger attendance than capacity.)

CLEMSON'S 15 LARGEST HOME CROWDS

Attendance	Season	Opponent	Date	Score
82,093	1984	South Carolina	November 24	21-22
80,617	1984	Duke	October 20	54-21
80,615	1983	Maryland	November 12	52-27
80,473	1985	Georgia	September 21	13-20
80,111	1984	North Carolina	October 6	20-12
79,815	1983	Georgia	September 17	16-16
79,309	1985	Georgia Tech	September 28	3-14
79,110	1985	Virginia	October 12	27-24
78,376	1983	Virginia	October 8	42-21
78,027	1985	Maryland	November 16	31-34
77,754	1984	Virginia Tech	November 10	17-10
75,398	1984	Appalachian State	September 1	40-7
73,882	1983	Georgia Tech	September 24	41-14
73,773	1983	N.C. State	October 22	27-17
72,318	1985	N.C. State	October 26	39-10

CLEMSON VS. OPPONENTS IN DEATH VALLEY

Team	G	W	L	T	Pct.	Clem. Pts.	Opp. Pts.
Virginia	14	14	0	0	1.000	385	190
Furman	11	11	0	0	1.000	347	67
The Citadel	6	6	0	0	1.000	178	22
Duquesne	3	3	0	0	1.000	128	40
Western Carolina	3	3	0	0	1.000	82	30
Virginia Military	1	1	0	0	1.000	57	12
Pensacola NAS	1	1	0	0	1.000	7	6
Texas Christian	1	1	0	0	1.000	3	0
Rice	1	1	0	0	1.000	19	3
Wofford	1	1	0	0	1.000	45	10
Appalachian State	1	1	0	0	1.000	40	7
Presbyterian	16	15	1	0	.938	710	66
Virginia Tech	7	6	1	0	.857	144	58
Wake Forest	24	19	5	0	.792	584	319
South Carolina	13	9	4	0	.692	292	174
Georgia Tech	3	2	1	0	.667	65	45
North Carolina	14	9	5	0	.643	280	258
Boston College	4	2	1	1	.625	99	71
Duke	12	7	4	1	.625	247	180
N.C. State	17	10	7	0	.588	327	205
Tulane	2	1	1	0	.500	34	23
Mississippi St.	1	0	0	1	.500	7	7
Villanova	2	1	1	0	.500	38	14
Kentucky	2	1	1	0	.500	34	19
Georgia	12	4	6	2	.417	148	231
Maryland	17	7	10	0	.412	344	295
Auburn	6	2	4	0	.333	111	145
Alabama	2	0	2	0	.000	23	51
Florida State	1	0	1	0	.000	7	43
G. Washington	1	0	1	0	.000	0	7
Texas A&M	1	0	1	0	.000	15	30
Notre Dame	1	0	1	0	.000	17	21
TOTAL	201	138	58	5	.683	4757	2649

(Note: Tie game is half game won, half game lost.)

CLEMSON'S 10 LARGEST ALL-TIME CROWDS

Attendance	Season	Opponent	Site	Score
82,122	1984	Georgia	Athens, GA	23-26
82,112	1982	Georgia	Athens, GA	7-13
82,093	1984	South Carolina	CLEMSON	21-22
82,000	1958	Louisiana State	1-New Orleans, LA	0-7
80,617	1984	Duke	CLEMSON	54-21
80,615	1983	Maryland	CLEMSON	52-27
80,473	1985	Georgia	CLEMSON	13-20
80,111	1984	North Carolina	CLEMSON	20-12
80,000	1982	Wake Forest	2-Tokyo, Japan	21-17
79,815	1983	Georgia	CLEMSON	16-16

1-Sugar Bowl; 2-Mirage Bowl

Paws for Pushups

Turnovers A Factor

You need only look at Danny Ford's record at Clemson to see how much he stresses turnovers as the major statistic of college football. Since he has been at Clemson the Tigers are 36-2-1 when they commit less turnovers than the opposition and 11-15 when they commit more turnovers than the opposition. Last year's Virginia Tech game was a rare exception as the Tigers had five fumbles, yet won the game. It was only the third time in 10 years that Clemson had lost five fumbles yet won the game. The record for the most turnovers, yet winning the game took place on November 2, 1963 in a game against Wake Forest. The Tigers had eight turnovers on five fumbles and three interceptions, yet won the game 36-0. The most turnovers Clemson has had in any game is 10, in a 54-13 loss at Florida in 1952.

Of all the colorful sidelights to Tiger football—tailgating, fans dressed in orange attire, faces painted with Tiger paws, running down the hill, Tigerama, and the First Friday Parade—the antics of the man in stripes, the Tiger, stand out above all. The Tiger mascot started entertaining the young and old at Clemson football games nearly 30 years ago and many Tiger stories get better and better each time they are retold.

The Tiger's tail is a much-sought-after prize at away games, as frequent attempts to claim the trophy have resulted in fights between the student bodies of the opposing schools. Tigers have been seen on goalposts, riding motorcycles, posing with the President of the United States, marching in visiting schools' bands, kissing homecoming queens, and generally getting into all kinds of mischief. But, THE Tiger tradition that has gained the most attention is the pushups.

Tiger mascot Zack Mills started a new tradition in the fall of 1978 by doing pushups for every point Clemson scored. This doesn't appear to be so difficult at first glance, but the pushups are done cumulatively. That is, when the gridiron Tigers scored to bring their point total to 17, the mascot Tiger would also do 17 pushups. When the team scored to bring their total to 24, the Tiger would do 24 more pushups, not just seven more. During the 1978 season, Mills established four Tiger pushup records, including the NCAA single season mark of 1,334 pushups in 12 games.

Mills served as the Tiger for two seasons, and in 1980, he turned the stripes of the suit over to Ricky Capps. The rookie Tiger could only manage 600 pushups, as the football Tigers of 1980 were not the scoring machine they had been the two previous years.

In 1981, things picked up, as the on-field Tigers lit up scoreboards to the tune of 338 points in 12 games. Due to the efforts of the National

Champions, Capps concluded his senior season with 1,144 pushups, which nearly doubled his 1980 output, and Capps ended his career with 1,755 pushups.

Capps will also be remembered for setting the individual game pushup record. On Halloween Day 1981, Clemson scored 82 points against Wake Forest on the way to setting four conference records and three stadium records. While the team was running up and down the field, Capps was pumping out a total of 465 pushups, a pushup total that may not be broken.

The mascot from Wake Forest showed how spirited he was when Clemson scored its 76th point. Capps was near the point of exhaustion when the Deacon came to the aid of his fellow mascot. The Deacon did the 76 pushups for the Tiger, as the fans counted the total. Clemson scored again to make its point total 82, and Capps, now sufficiently rested, was able to complete the 82 pushups. Capps was recognized by the Tiger Band at the 1982 Orange Bowl, as he was allowed to dot the "i" in Tigers, an honor usually reserved for dignitaries.

Capps made the symbolic passing of the Tiger head to Randy Faile for the 1982 season, and Faile proceeded to bring further honor to the Clemson Tiger as he was named Universal Cheerleader Association Mascot-of-the-Year at the national championships in Dallas, TX. Faile was the first Tiger to perform overseas duty, as he worked off 72 pushups in the Mirage Bowl in Japan. During his two-year Tiger tenure, Faile surpassed Zack Mills' career record of 1,801 pushups with 2,177 of his own to become Clemson's all-time pushup leader.

Jay Watson, who served as the mascot in 1984, did not break any career records, but he brought notoriety of his own when the Tiger appeared on the same stage with President Reagan in Greenville. David Friedman held the position last year and had 640 pushups to his credit.

While it appears that the man inside makes the Tiger what he is, the suit is also a story in itself. The head weighs in at about 20 pounds, while the suit tips the scale at 45 pounds. The stripes are lined and quilted, which makes for a lot of weight loss to the Tiger's soul during the ball game. Mills, Capps, Faile, and Watson all report shedding up to 12 pounds in a single game, and to keep the suit from smelling like the inside of an old sweatsock, it must be cleaned three times during a football season.


The 1986 Tiger mascot, Chris Schimakonis, certainly has some big "paws" to fill this season. But, after a summer of hard work with the weights, Schimakonis should be ready for a season of pushups.

All-Time Pushup Records

First Quarter:	42 by Zack Mills vs. South Carolina (1978)
Second Quarter:	175 by Ricky Capps vs. Wake Forest (1981)
Third Quarter:	187 by Ricky Capps vs. Wake Forest (1981)
Fourth Quarter:	109 by Zack Mills vs. The Citadel (1978)
Single Game:	465 by Ricky Capps vs. Wake Forest (1981)
Away Game:	251 by Zack Mills vs. Wake Forest (1978)
Home Game:	465 by Ricky Capps vs. Wake Forest (1981)
Overseas Game:	72 by Randy Faile vs. Wake Forest (1982)
Bowl Game:	62 by Ricky Capps vs. Nebraska (1981)
Season:	1,334 by Zack Mills (1978)
Career:	2,177 by Randy Faile (1982-83)

FRIEDMAN'S 1985 QUARTER-BY-QUARTER PUSHUPS

	1st	2nd	3rd	4th	Total
Virginia Tech	0	3	0	47	50
Georgia	7	0	10	13	30
Georgia Tech	0	3	0	0	3
Kentucky	0	0	7	0	7
Virginia	3	23	20	27	73
Duke	21	21	0	0	42
N.C. State	7	27	55	39	128
Wake Forest	7	30	19	26	82
North Carolina	0	0	13	37	50
Maryland	13	41	0	31	85
South Carolina	3	20	21	24	68
Minnesota	0	9	13	0	22
	61	177	158	244	640



Meet the Tigers



Randy Anderson, page 50
 Greg Bailey, page 50
 Jeff Bak, page 50
 Gene Beasley, page 51
 Kevin Brady, page 51
 Lawrence Brunson, page 52
 Henry Carter, page 52
 Robbie Chapman, page 52
 Raymond Chavous, page 53
 Geoff Ciniero, page 53
 James Coley, page 53
 Gary Cooper, page 54
 Rodney Curtis, page 54
 Frank Deluliis, page 54
 Mark Drag, page 54
 James Earle, page 55
 Scott Enzor, page 55
 Bob Ferrence, page 56
 Terrence Flagler, page 33
 Kenny Flowers, page 34
 Angelo Fox, page 56
 Clay Gilstrap, page 56
 Ty Granger, page 57
 Steve Griffin, page 57
 Tyler Grimes, page 57
 Delton Hall, page 37
 J.C. Harper, page 58
 Wayne Harps, page 58
 Reggie Harris, page 58
 Joey Haynes, page 58
 Norman Haynes, page 59
 Ricardo Hooper, page 59
 Mark Inge, page 59
 Keith Ingram, page 59
 John Jansen, page 60
 Keith Jennings, page 60
 A.J. Johnson, page 38
 Keith Johnson, page 60
 Tracy Johnson, page 60
 Mike Jollay, page 61

Joe Keasler, page 61
 Chris Lancaster, page 61
 James Lott, page 62
 Terence Mack, page 39
 Dorian Mariable, page 62
 Richard McCullough, page 62
 Wesley McFadden, page 63
 Pat McKenny, page 63
 Dwayne Meadows, page 40
 Otis Moore, page 63
 Chris Morocco, page 63
 Eric Nix, page 64
 Jeff Nunamacher, page 64
 Dan Pearman, page 64
 Michael Dean Perry, page 41
 Jon Peterson, page 65
 Hank Phillips, page 65
 John Phillips, page 42
 David Puckett, page 65
 Rod Quick, page 65
 Brian Raber, page 43
 Jim Redding, page 66
 Jim Riggs, page 44
 Matt Riggs, page 66
 Terrance Roulhac, page 45
 Todd Schonhar, page 66
 Ken Setzekorn, page 67
 Rusty Seyle, page 67
 Richard Smith, page 67
 David Spry, page 68
 Tony Stephens, page 68
 Mike Stewart, page 68
 Vince Taylor, page 68
 David Treadwell, page 46
 Duane Walker, page 69
 Jerome Williams, page 69
 Pat Williams, page 69
 Perry Williams, page 47
 Ray Williams, page 48
 Rodney Williams, page 70
 Donnell Williams, page 70

Phonetical Spellings

Jeff Bak
 Scott Beville
 Raymond Chavous
 Geoff Ciniero
 Bob Ferrence

Back
 BEE vill
 SHAVE-us
 Sin-AIR-o
 FAIR-ence

Frank Delullis
 Joey Keasler
 Mike Jollay
 Dorian Mariable
 Jeff Nunamacher


De OOL ee us
 KEYS lur
 JOL lee
 MARY a bull
 NOON a mock er

Brian Raber
 Terrance Roulhac
 Todd Schonhar
 Ken Setzekorn
 Rusty Seyle

RAY bur
 ROO lack
 SHOW nar
 SETS a corn
 Sile

33 Terrence Flagler

TB 6-1 200 *Senior 3VL Fernandina Beach, FL



At Clemson: Third leading rusher on the team in 1985 and is approaching 1,000 yards in his career ... needs just 96 to hit that figure ... had best game of 1985 against Duke when he had 79 yards in 13 carries and a touchdown ... played 141 snaps in the nine games he appeared in in 1985 and touched the ball 62 times ... in for 37 plays against Duke and had 13 carries ... made significant improvement as a receiver, last year he had a career high 10 catches, half came on third-down plays ... second most receptions by a running back on a Danny Ford coached team ... showed his receiving ability with eight catches for 99 yards in the 1986 Spring Game, more catches than any other Tiger that day ... also had 17 carries for 67 yards in Spring Game, so he had 166 yards in total performance on the day ... second-team tailback heading into the fall ... caught a big two-point conversion pass against South Carolina that allowed Tigers to tie the Gamecocks just before the half ... had nine carries for 66 yards and a touchdown against N.C. State ... did not carry the ball from scrimmage in the last four games of the season ... did not play against Virginia and Maryland, he is a veteran of 30 games in his Clemson career ... owns the fifth fastest 40 time on the team at 4.47, he has done a 4.45 in his career ... bench presses 340 pounds and has a fine 710 leg sled figure ... can do 80 situps in 60 seconds, tied for the second best on the team and can do 30 chinups, second best on the team.

In 1984: Listed as Clemson's number-one tailback after spring practice ... Clemson's top rusher in Spring of 1985 with 501 yards in the six scrimmages ... had 201 yards on 31 carries in one of the scrimmages ... number-four rusher on the club with 350 yards and a 4.7 average ... fourth leading scorer with seven touchdowns, five rushing and two receiving ... Clemson's top back in the South Carolina game with 18 carries for 62 yards and a touchdown ... also the top pass catcher among the running backs in 1984 with eight receptions, a quarter of which went for touchdowns ... caught a 27-yard touchdown pass against Georgia and led the Tigers in rushing that day with 58 yards in just seven rushes ... his best game of the year was a 66-yard effort against Virginia in just seven rushes, he also scored two touchdowns in that game ... had over 10 carries just two times, against N.C. State and South Carolina ... missed the Duke game with a back problem, he played sparingly against Georgia Tech and North Carolina because of the injury ... healthy in the first three games of the year and he was averaging eight yards a carry over the first three games of the season.

In 1983: Number-one tailback at the start of the season and he showed it in the first contest of the year with 139 yards on 22 carries against Western Carolina ... most yards rushing in a season opener by a Clemson player in 30 seasons ... also picked up 63 yards in nine carries against Boston College, but received a knee injury on the Superturf at Boston College and was out for the season ... Clemson's leading rusher at the time of the injury and he was ranked in the top 20 in the nation in that category ... his 6.5 yards per carry figure led the team ... finished fifth on the club in rushing despite playing only

two games ... came back to have a good spring, he was the best running back in the 1984 Spring Game with 61 yards in 15 carries and he scored the only two rushing touchdowns of the contest.

In 1982: Top running back among the freshmen on 1982 team with 120 yards ... used his slashing style to average 4.1 yards a carry, the fourth best figure on the team ... had his best rushing game of the year against Western Carolina when he had six carries for 43 yards, including a 14-yard run ... had six carries for 29 yards the following week against Kentucky ... suffered a thigh bruise the week of the Duke game and had to miss the entire contest due to injury ... played, but did not carry the ball from scrimmage in the next three games after the injury.

In High School: The last prep player to sign with the Tigers for 1982 ... an All-America choice as a senior at Fernandina Beach High School in Fernandina Beach, FL ... in one game during his senior season he rushed for 408 yards and an amazing seven touchdowns ... held the football scoring title as both a junior and senior ... in those last two prep seasons he carried the ball 246 times for 2,969 yards and 31 touchdowns ... a two-sport letterwinner while in high school, three each in football and basketball ... averaged over 20 per game on the hardcourt ... majoring in recreation and park administration ... born 9/24/64 in New York, NY.

FLAGLER GAME BY GAME

1982				1983			
Oppn	Att	Yds	TD	Oppn	Att	Yds	TD
GA		DNP		*W. Car	22	139	0
BC	3	12	0	BC	9	63	0
WCU	6	43	0	Injured at Boston College, missed rest of season			
KY	6	29	0	*Indicates started the game			
VA	7	16	0				
DUKE		DNP					
NCS	0	0	0				
UNC	0	0	0				
MD	0	0	0				
USC	2	1	0				
WF	5	19	0				
1984				1985			
Oppn	Att	Yds	TD	Oppn	Att	Yds	TD
APP ST	9	60	1	VPI	8	8	0
VA	7	66	2	GA	4	11	0
GA	7	58	0	GT	7	24	0
GT	0	0	0	KY	4	10	0
UNC	6	10	0	VA		DNP	
DUKE		INJ		DUKE	13	79	1
NCS	13	46	0	NCS	9	66	1
WF	7	14	1	WF	7	34	0
VPI	5	14	0	UNC	0	0	0
MD	3	20	0	MD		DNP	
USC	18	62	1	USC	0	0	0
				MN		DNP	

CAREER STATISTICS

Year	GP-GS	RUSH	YDS	AVG	TD	LG	REC	YDS	AVG	TD	LG	KOR	YDS	AVG
1982	9-0	29	120	4.0	0	14	0	0	0.0	0	-	4	108	27.0
1983	2-1	31	202	6.5	0	35	2	21	10.5	0	15	1	8	8.0
1984	10-2	75	350	4.7	5	43	8	63	7.5	2	27	0	0	0.0
1985	9-0	52	232	4.3	2	47	10	54	5.4	0	15	0	0	0.0
TOTAL	30-3	187	904	4.8	7	47	20	138	6.9	2	27	5	116	23.2

*Denotes red-shirted one season.

48 Kenny Flowers

TB


6-0

210

*Senior

3VL

Daytona Beach, FL



At Clemson: Heisman Trophy candidate for 1986...first-team All-ACC running back last season according to AP and ACC sportswriters...set Clemson record for yardage in a season (1200) and 100-yard games (seven)...needs just 253 yards to become Clemson's all-time leading rusher...he is already fourth in career rushing at Clemson...had a career high 148 yards against Minnesota in the Independence Bowl...ACC offensive Back-of-the-Week against Duke (16 for 121 and two touchdowns)...also State Fair Clemson MVP for the South Carolina game (26 for 136 and two TD's)...first Clemson junior to go over 2,000 yards in a career...finished 1985 season with a flurry, he had five straight 100-yard games at end, and in seven of his last eight games he went over 100 yards...averaged 118.3 yards a game over the last eight contests...had a streak of touchdown games, he scored at least one touchdown in each of the last seven regular season games and had a total of 12 touchdowns in the time period...ranked 24th in the nation in rushing...led the ACC in touchdowns with 13 and was first in scoring per game...second in the ACC in rushing with 96.5 yards per game...eighth in the ACC in total offense, all of it rushing...had only two games last year in which he did not average over four yards a rush...had three touchdowns against N.C. State and two against Duke, Wake Forest, and South Carolina...only the fourth back to go over 1,000 yards in a single season at Clemson...had a grade of at least 93 percent in every game...set a new Clemson record for 100-yard games with seven, he has 11 in his career...needs just one more 100-yard game to set the school record in that department for a career...if he is in the game there is a high probability he will carry the ball...in for 415 plays last season and had 227 carries...also had five receptions so he touched the ball 58 percent of the time that he was in the game...has rushed for at least 100 yards against Duke all three times he has faced the Blue Devils...has the ability to make the big play, he has six runs over 45 yards in his career, a pass reception of 64 yards and kickoff return of 40 yards...fastest athlete on the Clemson team, the 210-pounder runs the 40 in 4.34...did not play in the 1986 Spring Game due to a slight ankle injury...still named most outstanding offensive leader this past spring along with John Phillips...also tied with Phillips as hardest worker in the weight room...bench pressed 355 pounds, only four offensive linemen on Clemson team have better figures.


In 1984: first-team Strength All-American in 1984, an indication of his all-around abilities and hard work...has used his skills to start at tailback and fullback over his career...started five games at tailback in 1983 and 10 games at fullback in 1984...second leading rusher on the team in 1984 after finishing third in 1983...started every game at fullback in 1984 with the exception of the South Carolina game when a hamstring injury prohibited him from starting...had a 5.0 average, best yards per carry figure in the ACC among fullbacks...had a career high 136 yards on 20 carries in the Maryland loss...had 119 yards in just 11 rushes against Duke...12th in the ACC in rushing with 51.1 yards per contest...trapped behind the line of scrimmage just one time in 113 rushes.

In 1983: Set a Clemson freshman rushing record with 557 yards...he broke the mark of 505 by Ken Callicut set in 1973...also set freshman record for touchdowns scored with eight, two receiving and six rushing...first freshman to score three touchdowns in one game, he had three against Virginia (two rushing and one receiving) in leading Clemson to a Homecoming victory...also had two touchdowns on the ground against Duke...had 19 yards on his first collegiate carry, a second-quarter burst against Western Carolina...got his first start against Georgia and responded with 58 yards on 12 carries and a touchdown...leading freshman rusher and touchdown scorer in the ACC that season...led all Clemson tailbacks in knock-down blocks with 17...had his best game against Georgia Tech when he had 124 yards on 18 carries and a touchdown...had a 33-yard run on his second carry of the game and later had a 47-yard run over left tackle in the third period...had 112 yards on 17 carries against Duke for his only other 100-yard game of the season...had his best play of the season against Maryland when he took a short pass on the right side and turned it into a 64-yard touchdown pass from Mike Eppley...tied for second on the Clemson team in scoring with 48 points...red-shirted 1982 season at Clemson.

In Track: Had Clemson's fastest times in the 55-yard run and the 60 for the Clemson indoor track team in 1983-84 academic year...did not run any track during 1984-85...ran in Florida Relays this past indoor track season and finished fifth at 6.35...finished second in the 55-yard run at the VMI Winter Relays in Lexington, VA, with a 6.24 time in 1983-84...his most significant track achievement came in Boston, MA, at the Bud Light Invitational in 1984 when he won the 60-yard dash with a time of 6.28, the fastest time by a Clemson runner that year and fourth fastest in Clemson history...in that race in Boston he beat former Olympian Steve Riddick at the tape...pulled a hamstring in the race and that limited his effectiveness the rest of the indoor season and most of the outdoor season...ran on the 4 x 100-meter relay team in the ACC meet, but that was all he did in the spring...red-shirted his freshman year of track just as he did in football...second at the Golden South Invitational in the 100 meters in a time of 9.46 during his high school career...second in the state of Florida in the 100 meters as a junior at Spruce Creek High...his personal best in the 60-yard dash in 6.24, still the fourth best time in Clemson history.

In High School: Carried the ball 116 times for 777 yards and 13 TD's during his senior campaign at Spruce Creek High School in Daytona Beach, FL...amassed 78 points, including 10 extra points during his final prep season...an all-around player in that he also racked up 63 total tackles and six interceptions as a senior...a three-time MVP and best offensive back selection...recipient of all-state and all-conference honors as well...a seven-time letterman, three in football and four in track...majoring in industrial education...needs just a semester plus one course to graduate...born 3/14/64 in Daytona Beach, FL.

Career Statistics



Game-by-Game

Date	Opponent	Times Carried	Net Gain	Avg.	TD	LG
9/3/83	Western Carolina	5	30	6.0	0	19
9/10/83	Boston College	1	11	11.0	0	11
9/17/83	Georgia	12	58	4.8	1	16
9/24/83	Georgia Tech	18	124	6.9	1	47
10/8/83	Virginia	18	58	3.2	2	9
10/15/83	Duke	17	112	6.6	2	35
10/22/83	N.C. State	19	63	3.3	0	19
10/29/83	Wake Forest	8	36	4.5	0	16
11/5/83	North Carolina	16	34	2.1	0	18
11/12/83	Maryland	5	11	2.2	0	4
11/19/83	South Carolina	8	25	3.1	0	9
1983 TOTALS (11 games)		127	557	4.4	6	47
9/1/84	Appalachian State	10	37	3.7	0	13
9/8/84	Virginia	11	49	4.5	0	14
9/22/84	Georgia	10	33	3.3	0	6
9/29/84	Georgia Tech	8	30	3.8	0	8
10/6/84	North Carolina	9	55	6.1	1	27
10/20/84	Duke	11	119	10.8	0	51
10/27/84	N.C. State	7	18	2.6	0	5
11/3/84	Wake Forest	7	16	2.3	0	6
11/10/84	Virginia Tech	11	23	2.1	0	6
11/17/84	Maryland	20	136	6.8	1	48
11/24/84	South Carolina	9	46	5.1	0	13
1984 TOTALS (11 games)		113	562	5.0	2	51
2-YEAR TOTALS		240	1119	4.7	8	51
9/14/85	Virginia Tech	11	57	5.2	1	34
9/21/85	Georgia	16	85	5.3	0	15
9/28/85	Georgia Tech	14	48	3.4	0	9
10/5/85	Kentucky	10	62	6.2	0	17
10/12/85	Virginia	19	111	5.8	1	18
10/19/85	Duke	16	121	7.6	2	50
10/26/85	N.C. State	18	70	3.9	3	10
11/2/85	Wake Forest	23	141	6.1	2	52
11/9/85	North Carolina	25	101	4.0	1	13
11/16/85	Maryland	22	120	5.5	1	34
11/23/85	South Carolina	26	136	5.2	2	30
12/21/85	Minnesota (Ind. Bowl) ...	27	148	5.5	0	32
1985 TOTALS (12 games)		227	1200	5.3	13	52
3-YEAR TOTALS (34 games) ..		467	2319	5.0	21	52

CAREER STATISTICS

YEAR	GP-GS	TC	YDS	AVG	TD	LG	REC.	YDS	AVG	TD	LG	TOT TDS	PTS
1983	11-5	127	557	4.4	6	47	4	102	25.5	2	64	8	48
1984	11-10	113	562	5.0	2	51	5	46	9.2	0	11	2	12
1985	12-4	227	1200	5.3	13	52	5	26	5.2	0	12	13	78
TOTALS	34-19	467	2319	5.0	21	52	14	174	12.4	2	64	23	138

What They Are Saying About Kenny Flowers



"I want any honor a player gets to be deserved, and he is deserving of everyone's consideration. We had a hard time keeping him out of scrimmages this spring because he wants to work in practice. He received the award as the hardest worker in the weight room."

"Kenny Flowers is a quiet leader who gets the job done by working hard for it. Coming out of high school people said he was an ordinary student, but that is not the Kenny Flowers I know. He has worked hard in that area and will need just a couple of hours to graduate after the first semester this year."

Clemson Football Coach Danny Ford

"I didn't think we tackled well today, but Kenny Flowers had a lot to do with that. He can make your defense look like they aren't tackling well."

Maryland Football Coach Bobby Ross

"Anytime coaches ask him to do anything, he does it immediately. He is an unselfish player and person. I can honestly say he is the most down-to-earth superstar I have ever met."

Teammate and Roommate Ray Williams

"It surprised the hell out of me that Clemson ran the ball so much against us, but that Kenny Flowers is something. He is just a great running back."

Maryland Running Back Rick Badjanak

"Kevin Mack (1985 AFC Rookie of the Year) is probably the best running back I have coached so far at Clemson, but Flowers has the potential to be the best we have ever had. He is in the same mold as Mack, but Kenny has more tools. He is the epitome of what a coach wants in a football player: he is big, strong, smart and fast. And, he gives you a hard days work day-in and day-out."

Clemson Running Back Coach Chuck Reedy

"He is one of the best backs we've seen. He is in a class with Navy's Napoleon McCallum."

South Carolina Linebacker Kenneth Robinson

"In the last two years, he's the most dominant back we've faced. He's got great speed, great acceleration...certainly a worthy All-America candidate."

Duke Football Coach Steve Sloan

Clemson Career Leaders

Career Rushing Leaders

Rk.	Name	Years	Yards
1.	Buddy Gore	1966-68	2571
2.	Ray Yaeger	1968-70	2439
3.	Chuck McSwain	1979-82	2320
4.	Kenny Flowers	1983-85	2319
5.	Ken Callicut	1973-77	2256
6.	Stacey Driver	1982-85	2250
7.	Lester Brown	1976-79	2228
8.	Fred Cone	1948-50	2172
9.	Cliff Austin	1978-82	2139
10.	Joel Wells	1954-56	1937

Career Rushing Touchdowns

Rk.	Name	Years	TDS
1.	Lester Brown	1976-79	31
2.	Fred Cone	1948-50	30
3.	Cliff Austin	1978-82	27
4.	Chuck McSwain	1979-82	23
5.	Steve Fuller	1975-78	22
6.	Kenny Flowers	1983-85	21
7.	Ray Mathews	1947-50	20
8.	Ray Yaeger	1968-70	16
	Joel Wells	1954-56	16

Career Scoring Leaders

Rk.	Name	Years	TPS
1.	Obed Ariri	1977-80	288
2.	Bob Paulling	1979-83	209
3.	Lester Brown	1976-79	192
4.	Fred Cone	1948-50	189
5.	Ray Mathews	1947-50	168
6.	Cliff Austin	1978-82	162
7.	Ray Yaeger	1968-70	140
8.	Donald Igwebuike	1981-84	139
9.	Kenny Flowers	1983-85	138
	Chuck McSwain	1979-82	138

Career 100 Yard Rushing Games

Rk.	Name	Years	Games
1.	Kenny Flowers	1983-85	11
	Buddy Gore	1966-68	11
3.	Fred Cone	1948-50	8
	Ray Yaeger	1968-70	8
	Lester Brown	1976-79	8
6.	Billy Hair	1950-52	7
	Cliff Austin	1978-82	7
8.	Joel Wells	1954-56	6
	Chuck McSwain	1979-82	6

35 Delton Hall

CB 6-1 195 Senior 3VL Greensboro, NC



At Clemson: Tied Clemson single season pass broken up mark with 15 last season ... consistent in that area last season, he had at least one in nine of the 12 games ... had a career high four PBUs in the Maryland game, which was his best all-around game of the year ... had career high nine tackles in the contest on 72 plays and graded at 91 percent ... in for more plays than any other defensive player last year with 733 ... had his most action of the year in the opener against Virginia Tech with 81 ... had at least seven tackles in seven different games and never had a grade lower than 80 percent ... had six stops in the Independence Bowl ... led the ACC in PBUs with 15 and also in the top 10 in the league in tackles by secondary players with 74 ... currently tied for seventh in Clemson history in career PBU with 19 ... had eight stops against Georgia, Georgia Tech and Wake Forset and his only interception against Duke ... also had two pass deflections in that game ... had his best film grade in the N.C. State contest, a 95 percent figure ... second among defensive backs on the Clemson team in tackles with his 74 total ... had six tackles on 69 plays in the season finale against South Carolina ... had five tackles as a starting cornerback for the Orange team in the 1986 Spring Game ... overall, sixth on the Clemson team in tackles, he started every game at right cornerback ... one of only two scholarship players in his class who did not red-shirt ... has played in 34 straight games ... runs the 40 in 4.40, the second best on the team ... has also run the 20 in 2.47, one of the best times on the team.

In 1984: Made exactly 10 tackles in each of his first two seasons ... reserve cornerback behind Reggie Pleasant most of 1984 ... made two tackles in four different games, including two against Maryland and two against South Carolina ... had two passes broken up for the season ... had six tackles for the Orange team in the Orange and White Game in 1985.

In 1983: Lettered mainly for his work on the special teams in 1983 ... in on three tackles in the opener against Western Carolina and made two solo tackles in the Georgia Tech game ... also broke up two passes during the season.

In Track: Still owns top three Clemson times in history in 400 meters indoors ... set record with 48.26 at Eastman Invitational in Johnson City, TN in 1983-84 academic year ... finished second in the event at VMI Winter Relays with 48.58 figure and 48.6 got him a number-five finish at Bud Light Invitational in Boston ... took part in two outdoor meets in 1985, Georgia Relays and dual meet vs VMI ... won 400 meters in VMI meet in 49.19 ... two-time letterman in track ... needless to say, he ran track and played football in the spring of 1984 ... ran the third leg of the 4 x 100-meter relay and ran anchor for the 4 x 400 meters at most of the meets ... both of those relay teams finished third at the ACC meet in April, 1984 ... ran first leg of Clemson's record-setting mile relay team in the indoor season of 1984 ... ran a 21.56 in the 200 meters at the Clemson All-Comers meet ... did not run track last year.

In High School: A standout in both track and football at Grimsley High ... named to the North squad in the 1982 Shrine Bowl ... participated in the Keebler International Track meet as a senior ... won the North Carolina state title in the 400-meter dash with a time of 46.1 seconds ... had the most individual wins in the district in track in 1983 ... the

Greensboro area MVP in track as a senior ... played football for Dick Knox while at Grimsley ... named his high school's Athlete-of-the-Year for the 1982-83 academic year ... majoring in industrial education at Clemson ... born 1/16/65 in Greensboro, NC.

HALL GAME BY GAME

1983		1984		1985	
Oppn	Tac-PB	Oppn	Tac-PB	Oppn	Tac-PB
WCU	4-1	APP ST	1-0	*VPI	7-2
BC	2-0	VA	1-1	*GA	8-1
GA	0-0	GA	0-0	*GA TECH	8-0
GA TECH	2-1	GA TECH	2-0	*KY	7-1
VA	0-0	UNC	0-0	*VA	7-2
DUKE	0-0	DUKE	2-0	*DUKE	4-0
NCS	0-0	NCS	0-0	*NCS	3-2
WF	0-0	WF	0-1	*WF	8-1
UNC	0-0	VPI	0-0	*UNC	1-1
MD	0-0	MD	2-0	*MD	9-4
USC	2-0	USC	2-0	*USC	6-0
				*MN	6-1

*Denotes starting assignment.



CAREER STATISTICS

Year	GP-GS	TOT	HIT	AST	PBU	INT-YDS	TL-YDS
1983	11-0	10	5	5	2	0-0	0-0
1984	11-0	10	6	4	2	0-0	0-0
1985	12-12	74	36	38	15	1-(-3)	0-0
TOTAL	34-12	94	47	47	19	1-(-3)	0-0

23 A. J. Johnson



FS 5-10 190 *Senior 2VL Moncks Corner, SC

At Clemson: Set a Clemson record for tackles by a defensive back with 117 last season ... broke the record formerly held by Terry Kinard, now of the New York Giants ... also second in the ACC in tackles by secondary players ... Honorable Mention All-American according to AP and the Football News ... first-team all-state and honorable mention All-ACC by Associated Press ... had six double figure tackle games, more than any other Clemson secondary player in history for a single season ... third on the team in tackles overall ... had 117 tackles in 600 plays ... had 14 tackles at Virginia Tech and 13 at South Carolina to lead the team both times ... packs quite a bit of power for a player just 5-10 and 190 pounds ... had 13 tackles against Georgia and was leading the Clemson team in tackles after two games ... also had double figure tackle efforts against Kentucky (11), Virginia (12), and Duke (10), and never had less than six tackles in a game all season ... had seven stops against Minnesota ... in for 67 snaps against Virginia and only 35 for his low against Wake Forest ... graded at least 89 percent in every game ... continued the tradition of outstanding Clemson free safeties ... a walk-on who has come out of nowhere to become a major contributor ... tied for the team lead in caused fumbles with three, an indication of his hitting ability ... had seven tackles for the White team in the 1986 Spring Game ... only original walk-on starter at a field position last year ... has by far the best bench press on the club among defensive backs with 370 pound figure, 35 pounds more than closest competitor ... he is 12th on the team overall in strongest bench press.


In 1984: Only original walk-on listed as a starter heading into 1985 season ... not even listed on the roster heading into 1984, he ended the season with 34 tackles, the top figure among the reserves in the secondary ... one of the top hitters on the team, Johnson had 29 tackles in scrimmages in 1985 Spring, the fourth best total on the team ... had a game high 16 tackles in the Spring Game of 1985 ... played his high school ball with David Barnett, a former member of the Clemson team and he caught Clemson coaches' eyes when the Tigers were recruiting Barnett ... had a slow start in the tackle department with just four stops in the first three games, then at mid-season he had 19 tackles in a three-game set ... had a season-high seven tackles against Duke and that included five first hits ... also had six stops at N.C. State and against Wake Forest ... a reliable replacement behind Ronald Watson, the duo combined for 126 tackles at the free safety position ... had not appeared in a varsity game prior to 1984 ... red-shirted the 1982 season as a freshman and did not get into a game in 1983, he was a member of the prep team.

In High School: A member of 1981 state 4A champions at Berkeley High School ... played for Gerald Moody and was an All-Low Country selection his senior season ... voted the top tackler on his high school team as a junior and a senior ... named **News & Courier** Player-of-the-Week during his senior season ... earned three letters in football and one in track during his prep career ... majoring in sociology at Clemson ... born 6/10/64 in Moncks Corner, SC.

JOHNSON GAME BY GAME

1984		1985	
Oppn	Tac-PB	Oppn	Tac-PB
APP ST	1-0	*VPI	14-1
VA	2-0	*GA	13-1
GA	1-0	*GA TECH	8-0
GA TECH	3-0	*KY	11-0
UNC	0-0	*VA	12-0
DUKE	7-1	*DUKE	10-1
NCS	6-0	*NCS	6-0
WF	6-0	*WF	9-1
VPI	4-0	*UNC	8-0
MD	0-0	*MD	6-0
USC	4-0	*USC	13-1
		*MN	7-1

*Denotes starting assignment



CAREER STATISTICS

Year	GP-GS	TOT	HITS	AST	TL-YDS	PBU	RF-CF	INT-YDS
1984	11-0	34	13	21	0-0	1	0-0	0-0
1985	12-12	117	52	65	0-0	6	1-3	0-0
TOTAL	23-12	151	65	86	0-0	7	1-3	0-0

12 Terence Mack

Bandit End 6-3 230 *Senior 3VL Winnsboro, SC



At Clemson: Fourth on the team in tackles even though he missed a full game and half of two others ... had 102 tackles for the season, most ever by a Clemson bandit end ... plays the same position Andy Headen did when he was at Clemson, Headen is now with the New York Giants ... even wears the same number as Headen ... one of the best all-around athletes on the team, he came to Clemson as a quarterback ... tied for fifth in career pass deflections, an indication of his ability to get down field or rush the passer ... The Mack Attack had a career high 16 tackles against Maryland, including a tackle for loss and graded out at 91 percent, the highest film grade of his career ... started the year with two double figure tackle games, 13 at Virginia Tech and 11 against Georgia ... also had 13 stops against Duke and two passes broken up ... had 11 tackles, a fumble recovery, two tackles for loss, a pass broken up and an interception against Wake Forest for his best all-around game of the season ... missed all of the Kentucky game with an injury, then played just 36 plays against Virginia ... played only 20 snaps at North Carolina due to injury, but still had six tackles ... in for just 49 plays, but made 11 tackles in the Georgia game, he had to come out due to dehydration in that game ... first-team all-state choice in 1985 ... preseason all-conference ... averaged 9.3 tackles per game last year, he literally plays all over the field ... had eight passes broken up, he now has 20 for his career and six interceptions ... graded in the eighties the last seven games ... led the team in tackles against Wake Forest with 11 and had a career high three passes broken up against Georgia Tech ... has 11 career tackles for loss, he has been known to blitz on occasion ... runs the 40 in 4.75, best among Clemson defensive ends ... won the Leadership Award for the defense in spring practice of 1986 ... eighth on the team in the power clean with a 324 figure ... bench presses 315 pounds ... veteran of 28 starts at bandit end for the Tigers over the last three seasons.

In 1984: First defensive end in Clemson history to lead the club in interceptions ... honorable mention All-ACC by the Associated Press ... first-team All-State at the bandit end ... state defensive back-of-the-week for his efforts against Wake Forest that included six tackles, one on a sack, and one pass broken up ... sixth on the team in tackles with 73 ... tied for fifth on the club in tackles for loss with six ... just as likely to sack a quarterback, intercept a pass or knock one down 30 yards down field ... has put on 30 pounds since coming to Clemson, but he still has the quickness ... fourth on the team in passes broken up in 1984 ... only William and Michael Perry had more sacks than Mack's total of five ... among Clemson's top 10 tacklers in seven of the 11 games, he received a coaches' average grade of 83 that year and was never below 80 ... has now started 28 of the last 30 games at the bandit end for the Tigers ... had his best all-around game against Virginia Tech when he had 11 tackles, one sack and an interception ... also had a career high seven first hits against the Gobblers ... never had fewer than four tackles in a game and he did that just one time ... started every game as a sophomore.

In 1983: Played in 10 games and started seven of them ... his position on the final tackle chart matched his number (12th) ... finished the year with 39 total tackles, including 28 first hits ... best game tackle-wise came in the Duke contest when he had seven solo stops ... also had four tackles in the North Carolina game, and broke up a pass and had


an interception for 25 yards that killed a long Tar Heel march ... biggest play of his freshman year came against rival South Carolina, when he intercepted a pass in the end zone and returned it 17 yards ... if the Gamecocks had scored on that play, they could have won the game.

In 1982: Spent 1982 as a red-shirted quarterback, he moved to defensive end in the spring of 1983 ... like Headen he made the transition from quarterback to defensive end ... played that bandit position in the Spring Game of 1983 and made three tackles.

In High School: Named state AAA Back-of-the-Year as a senior ... an all-state and an all-conference selection ... named to the 1982 Shrine Bowl team ... voted MVP and Best Defensive Back by his team ... his Winnsboro High School team went to the finals of the state playoffs his last season ... set school records for most interceptions, most touchdown passes thrown and best passing percentage ... earned six letters as a prepster, three each in football and basketball ... brother, Dwayne, played basketball at Newberry College ... an administrative management major at Clemson ... born 9/9/64 in Winnsboro, SC.

MACK GAME BY GAME					
1983		1984		1985	
Oppn	Tac-TL	Oppn	Tac-TL	Oppn	Tac-TL
*WCU	5-0	*APP ST	7-0	*VPI	13-1
*BC	4-0	*VA	5-0	*GA	11-0
*GA	3-0	*GA	5-1	*GA TECH	8-0
*GA TECH	5-0	*GA TECH	7-0	KY	INJ
VA	1-0	*UNC	9-1	*VA	8-0
*DUKE	7-0	*DUKE	5-1	*DUKE	13-0
NCS	INJ	*NCS	9-1	*NCS	6-1
WF	3-0	*WF	6-1	*WF	11-2
UNC	4-0	*VPI	11-1	UNC	6-0
*MD	4-0	*MD	4-0	*MD	16-1
*USC	3-0	*USC	5-0	*USC	5-0
				*MN	5-0

*Denotes starting assignment



CAREER STATISTICS

Year	GP-GS	TOT	HITS	AST	TL-YDS	SACKS	PBU	CF-RF	INT-YDS
1983	10-7	39	28	11	0-0	0-0	5	0-1	2-42
1984	11-11	73	40	33	6-33	5-30	7	1-1	3-28
1985	11-10	102	46	56	5-20	2-13	8	1-1	1-0
TOTAL	32-28	214	114	100	11-53	7-43	20	2-3	6-70

84 Dwayne Meadows

DT 6-4 250 *Junior 2VL Spartanburg, SC



At Clemson: Tied for team lead in tackles in Independence Bowl with career high 13 ... leading tackler among Clemson's down linemen with 82 ... consistent player who took up the slack when Steve Berlin went down with an injury ... had 41 tackles over the last four games, eight at North Carolina and 10 each against Maryland and South Carolina ... got his season off to slow start, he was in for just 19 plays against Virginia Tech before he sprained an ankle ... then played sparingly against Georgia and Georgia Tech because of the problem and had just eight tackles total, three games into the season ... had eight stops at Kentucky in 46 plays as he got back to full strength ... averaged 9.3 tackles per game over the last eight games of the season ... had nine tackles in the Duke contest in Durham ... tied for the team lead in



caused fumbles with two ... fifth on the team in tackles overall and he was in for 458 plays for the season ... graded in the mid-eighties in each of his last four games ... quick player who is very strong against the run ... shared time with Michael Dean Perry his freshman year, he moved in to start 11 games last season ... put on 25 pounds for 1985 relative to his 1984 playing weight ... one of the few married players on the Clemson team ... won Spartanburg IPTAY Club Clemson Athlete of the Year for 1985-86 ... bench presses 325 pounds and runs the 40 in 5.02, he did a 4.80 when he was a 225-pound freshman.

In 1984: Quick defensive end who teamed with Michael Perry to give the Tigers excellent freshman tackle combination ... got his career off to a great start with season high 10 tackles and two sacks against Appalachian State to tie with William Perry for game honors in the tackle category ... had six first hits in the game to go with his two tackles for loss ... had six tackles at Virginia and was second on the team in tackles after two games, but those were his top two games of the year in terms of tackles ... played in all 11 games, including a starting assignment against Wake Forest ... knocked down three passes at the line of scrimmage, more than any other down lineman ... had four quarterback sacks, tied for fourth on the team ... had 38 tackles, high among the reserve down linemen ... had a tackle in every game except the Duke contest ... listed as a first-team tackle heading into the fall of 1985.

In 1983: Red-shirted 1983 season as a defensive tackle ... started at right tackle for the White defense in the Spring Game ... had a good intra-squad game, as he recorded seven tackles, including five first hits.

In High School: An honorable mention All-American ... also garnered all-region, all-area and all-state honors ... named to the Shrine Bowl squad ... voted Most Valuable Lineman and team captain by his peers as a senior ... his Spartanburg High School grid squad won the Upper State Championship during his final prep campaign ... a two-sport letterman in high school as he lettered in both football and track ... majoring in administrative management ... born 10/26/65 in Spartanburg, SC.

MEADOWS GAME BY GAME

1984		1985	
Oppn	Tac-TL	Oppn	Tac-TL
APP ST	10-2	*VPI	0-0
VA	6-1	GA	3-0
GA	2-0	*GA TECH	5-0
GA TECH	3-0	*KY	8-0
UNC	2-0	*VA	3-0
DUKE	0-0	*DUKE	9-1
NCS	2-1	*NCS	8-1
*WF	3-0	*WF	6-0
VPI	3-0	*UNC	8-0
MD	3-0	*MD	10-1
USC	4-1	*USC	10-0
		*MN	13-1

*Denotes starting assignment

CAREER STATISTICS

Year	GP-GS	TOT	HITS	AST	TL-YDS	SACKS	CF-RF	PBU
1984	11-1	38	20	18	5-49	4-37	0-0	3
1985	12-11	82	50	32	4-7	1-3	2-0	1
TOTAL	23-12	120	70	50	9-56	5-40	2-0	4

91 Michael Dean Perry

OLB 6-2 255 *Junior 2VL Aiken, SC



At Clemson: Despite an injury plagued season, Michael Dean was second on the team in tackles for loss and had the second most pass deflections by a down lineman in Clemson history ... fractured his right fibula in a scrimmage in Memorial Stadium on August 31 and fought an ankle problem all season ... missed the first three games of the year and played in just seven of the 12 games ... at half speed for three of those games ... had a season high eight tackles against Minnesota, including a tackle for loss ... had a great game against N.C. State even though he was in for just 26 plays ... had seven tackles, two passes broken up, caused a fumble, had two tackles for loss and a quarterback sack ... had six tackles, a sack and two PBUs in the Virginia game ... had four tackles, two behind the line of scrimmage at North Carolina in just 21 plays ... broke his left hand at Chapel Hill, which held him out most of the second half ... in for just 234 plays, or only 25 percent of the defensive snaps last season ... had two PBUs in three games, Virginia, N.C. State and Wake Forest ... did not play against Maryland or South Carolina ... brother of celebrated Chicago Bear William Perry ... the duo played together in the defensive line in 1984 and combined for 175 tackles ... preseason All-ACC in 1985 ... has 22 career tackles for loss in just 18 games ... tied for seventh in Clemson history in that category ... also tied for sixth in career sacks with nine ... ran 40 in 4.79 in Spring of 1985 ... had fourth best bench press figure on Clemson team at 405 pounds ... sat out last spring after ankle surgery in January to have a pin placed in the injured ankle ... should be 100 percent this season ... could move back to defensive tackle this year.

In 1984: Second in the Atlantic Coast Conference in tackles for loss with 15 ... trailed only his brother William in that important big play category, as William set an ACC mark with 27 behind the line that season ... Michael's tackle for loss total and quarterback sack total were freshman records at Clemson ... that TL figure is tied for seventh best in a single season in Clemson history ... also had seven sacks, which is tied for fourth best in Clemson history ... had a tackle for loss in each of the last 8 games ... the seven sacks tied for fifth in the Atlantic Coast Conference ... first-team freshman All-American according to **Football News** and third-team All-American according to the publication in the preseason for 1985 ... started 10 of 11 games at defensive tackle, he was moved to defensive end in spring of 1985 ... had some outstanding performances in 1984 as he tied for fifth on the club in tackles with 75, the second most tackles ever by a Clemson freshman and a record for a freshman down lineman ... he actually broke his brother's freshman records for tackles for loss, sacks, and tackles by a down lineman ... while William Perry and Bruce Smith received the attention before the Virginia Tech-Clemson game, Michael was the star with 10 tackles, three of which were behind the line of scrimmage ... named Brut/Raycom Player-of-the-Game for his performance in Clemson's 17-10 win ... tied a Clemson record with three quarterback sacks at N.C. State, he also had nine tackles in that game ... had just one double figure tackle effort (VPI), but he had two others with nine and one with eight ... kicked his career off to a great start with six tackles, including a QB sack and forced a fumble against Appalachian State ... tied for the team lead in caused fumbles with three, he tied

for fifth in the ACC in that category ... only freshman starter on the Clemson team in 1984.


In 1983: Red-shirted the 1983 season ... had one of the top four overall strength figures on the team that fall.

In High School: Followed in the tradition of his brother and became a standout defensive lineman ... played for Gary Smaller at South Aiken where he was named to the all-conference and all-district teams for three straight years ... did not attend the same high school as his brother, William went to Aiken High ... set the South Aiken records for most tackles in a game and in a season ... lettered three years in football as a prepster ... majoring in recreation and parks administration ... born 8/27/65 in Aiken, SC.

PERRY GAME BY GAME

1984		1985	
Oppn	TOT-TL	Oppn	TOT-TL
*APP ST	6-1	VA TECH	INJ
*VA	5-0	GA	INJ
*GA	5-0	GA TECH	INJ
*GA TECH	4-1	KY	2-0
*UNC	7-2	*VA	6-1
*DUKE	8-1	*DUKE	3-0
*NCS	9-3	*NCS	7-2
WF	6-2	*WF	4-1
*VA TECH	10-3	*UNC	4-2
*MD	9-1	MD	INJ
*USC	6-1	USC	INJ
		*MN	8-1

*Denotes starting assignment




CAREER STATISTICS

Year	GP-GS	TOT	HITS	AST	TL-YDS	SACKS-YDS	CF-RF	PBU
1984	11-10	75	48	27	15-63	7-37	3-0	1
1985	7-6	34	19	15	7-20	2-5	1-0	6
TOTAL	18-16	109	67	42	22-83	9-42	4-0	7

61 John Phillips

OG 6-5 250 *Junior 2VL Spruce Pine, NC



At Clemson: Top offensive lineman on the Clemson team, an all-conference candidate ... one of the best all-around athletes on the team and one of the smartest linemen to play at Clemson in some time ... calls all the blocking assignments at the line of scrimmage ... Phillips' insertion into the starting lineup paralleled Clemson's rise in offensive productivity last year ... Clemson averaged 131 yards a game rushing in contests he did not start and 267 yards a game on the ground in games he started ... after playing just 21 snaps in the first four games, he started against Virginia and was in for 76 snaps ... had a 70 percent blocking grade with five knockdown blocks in his very first game ... in for all 93 snaps against Wake Forest and all 82 against North Carolina ... only missed five snaps in the last four games of the regular season ... averaged 75 plays per game over the last eight games, all as a starter, after averaging just five snaps a game in the first four contests ... moved to offensive tackle in the spring of 1985, then to guard in the fall of 1985 ... had a winning grade against every opponent but one last year ... had a great spring practice in 1986, he won more awards than any other Clemson player ... named the team's top lifter along with Kenny Flowers and shared honor as outstanding leader on offense with Flowers ... also cited as giving the most effort among the offensive players ... has a 355-pound bench press to go with 26 inch vertical jump ... tied for fourth on the team in the leg sled with 850 pound figure, he is tied for fourth in the power clean at 331 pounds ... runs the 40 in 4.99.

In 1984: Earned a letter as a reserve linebacker his freshman year, another example of his all-around abilities ... second-team player much of the year and one of only three linebackers to get into every game in 1984 ... had at least one tackle in five of the 11 games and had two stops against Wake Forest and Duke ... half of his eight stops were on special teams ... put on 20 pounds at the end of his freshman year when he moved to the offensive line.

In 1983: Worked with the team in 1983 as a red-shirt ... played weak-side linebacker most of the spring and played for the Orange defense in the Spring Game.

In High School: Two-time recipient of all-state and all-conference honors ... he was named to both the offensive and defensive all-conference squads as he played on both the offensive and defensive all-conference squads ... selected as the Most Valuable Athlete and the Most Valuable Wrestler for two years in a row by his peers at Mitchell High School in Spruce Pine, NC ... during his final grid campaign he was named Western North Carolina Lineman-of-the-Year ... he was also recipient of the Golden Helmet Football award in his senior year ... a member of the 1982-83 all-state wrestling team ... his team finished fourth in state wrestling tournament during his senior year ... a member of both the East-West and the Shrine Bowl teams for 1982 ... a three-sport letterwinner as a prepster in that he lettered in football, wrestling and track ... majoring in sociology ... born 9/29/65 in Spruce Pine, NC.

"John Phillips is as good an offensive lineman as I have been around, he has the qualities to be an all-star player for us. He can handle any situation and makes decisions swiftly, that is why he calls our line plays and assignments.

"He is a lot like James Farr in that he has the spirit, the quick feet and the self discipline to be an outstanding player for us. He has the finesse to handle eight-man fronts and the strength to matchup against anyone one on one."

—Clemson Offensive Line Coach
Larry Van Der Heyden


93 Brian Raber

MG 6-4 245 *Senior 3VL Dahlonge, GA



At Clemson: One of the most versatile players on the team, he has been a tight end, linebacker, defensive tackle and middle guard ... two-sport starter at Clemson ... starting middle guard on the football team and starting heavyweight on the wrestling team ... has earned two letters in football and three in wrestling so far, he has one year remaining in each ... had eight tackles and a fumble recovery against Minnesota ... started 11 games at middle guard and had a consistent 1985 football season ... had a career high 10 tackles at Virginia Tech and was in for 74 plays ... a consistent player who made between four and eight tackles in every game the rest of the season ... in for 410 plays altogether and had the top tackle totals among Clemson's middle guards ... had six tackles, including one for minus yardage in the South Carolina contest ... had a caused fumble and a recovered fumble in that game, they came on the same play ... thus he recovered a fumble in each of the last two games ... had his best game in terms of film grade against Wake Forest with an 85 percent figure ... had an interception against N.C. State, the first by a Clemson middle guard since Charlie Bauman's famous play against Ohio State in the 1978 Gator Bowl ... runs the 40 in 4.85, best among defensive linemen ... bench presses 350 pounds.

In 1984: Got experience on both sides of the ball in 1984 ... played in nine games as a reserve defensive end and tight end and as a mem-



ber of the special teams ... made three tackles on defense, one against Duke, Appalachian State and Wake Forest ... completed an excellent spring practice of 1985 with 26 tackles in the scrimmages, the fifth best total on the team and the most tackles among the down linemen ... 23 of his tackles were first hits, the second best total on the club ... made the move to defensive tackle in spring of 1985 and to middle guard in fall of 1985.

In 1983: Earned a letter as a linebacker and tight end in 1983, he finished the season as a reserve tight end ... played linebacker in the first four games, then moved to tight end and saw action at the line of scrimmage in five contests ... did not catch a pass as a tight end, quarterbacks did not look his way often as Raber came in for blocking most of the time ... made the move to defensive end in 1984 spring and was a reserve behind Jeff Wells coming into the fall.

In 1982: Red-shirted the grid sport in 1982, but participated with the wrestlers ... listed as a third-team linebacker coming into the fall of 1983.

In Wrestling: Starting heavyweight on the Clemson team, he owns three of the top 10 fastest pins in Clemson history ... actually recorded two of the top five pins on the same day ... pinned Sanders of Virginia and Theodore of Duke in 28 and 30 seconds, respectively, on February 15, 1986 for the fourth and fifth quickest pins in Clemson history ... also had a 37 second pin his freshman year ... had a 13-10 record in 1985-86, he was 12-10 in 1983-84 and 6-5 in 1982-83 ... red-shirted the grappling sport in 1984-85 ... has a career record of 31-25 with nine pins ... a starter in 1983-84 and 1985-86 ... in his first match of 1983-84 he defeated Tom Mondale of Oregon State, 9-8, to give Clemson a 23-18 upset win over the Top 10 Beaver team in Clemson Coach Eddie Griffin's first match ... also upset Lobins of Iowa State, 11-8, that season ... has one more season of eligibility remaining in wrestling.

In High School: Selected to the Georgia All-State Football Squad in 1981 ... named Most Valuable Player in both 1980 and 1981 ... he set the fastest pin record (:06) in the state in 1981 ... a two-time MVP on the grappling mat ... named Outstanding Wrestler in the 1982 Southeast Regional Freestyle Tournament ... selected as the Georgia Class AA Wrestler-of-the-Year for 1982 ... president of his senior class ... majoring in financial management ... born 9/14/63 in Lewisburg, PA.

RABER GAME BY GAME

Oppn	1984	Oppn	1985
	TAC-TL		TAC-TL
AS	1-0	*VPI	10-1
VA	0-0	*GA	4-0
GA	DNP	*GT	4-0
GT	DNP	*KY	4-0
UNC	0-0	*VA	6-0
DUKE	1-0	*DUKE	5-0
NCS	0-0	*NCS	6-0
WF	1-0	*WF	5-0
VPI	0-0	UNC	4-0
MD	0-0	*MD	5-0
USC	0-0	*USC	6-1
		*MN	8-0

CAREER STATISTICS

Year	GP-GS	TOT	HITS	AST	TL-YDS	SACKS	CF-RF	PBU	INT-YDS
*1983	9-0	0	0	0	0-0	0-0	0-0	0	0-0
1984	9-0	3	2	1	0-0	0-0	0-0	0	0-0
1985	12-11	67	35	32	2-3	0-0	1-2	1	1-14
TOTAL	30-11	70	37	33	2-3	0-0	1-2	1	1-14

*Played tight end most of the season.

99 Jim Riggs

TE 6-5 245 *Senior 3VL Laurinburg, NC



At Clemson: All-America candidate for 1986 ... first-team strength All-American last year ... first-team All-ACC tight end according to AP and the ACC Sportswriters Association ... his 18 receptions last season were third best on the Clemson team ... has played in 34 straight games ... second most receptions by a tight end under Danny Ford and the second most receptions by a Clemson tight end in the last 11 seasons (K.D. Dunn had 24 in 1984) ... Clemson Player-of-the-Game according to CBS Sports for his performance against Georgia ... has an incredible 4.63 time in the 40, one of the top times for a tight end in America ... bench presses 340 pounds, has third best power clean on team with 334 figure ... had his only career touchdown reception in the Georgia game, a 43-yarder that put the Tigers ahead early ... had a career high 83 yards in receptions in the game on three catches ... caught a pass in all but three games last year and had multiple catches in six contests ... had three receptions against Virginia Tech, Georgia and Wake Forest and missed catching a pass against N.C. State, Minnesota and South Carolina ... second leading receiver among ACC pure tight ends last season with his 18 catches ... outstanding blocker who was in the eighties or nineties in terms of film grade in 11 of the 12 games ... had his highest grade against Maryland when he graded 92 percent on 71 plays ... also had an 87 percent against Georgia Tech and 86 percent against Wake Forest ... in for 780 plays last season, third on the club in terms of snaps ... his brother, Matt Riggs, is a strong safety on the Clemson team and they hit each other each day in practice ... backup to All-ACC tight end K.D. Dunn in 1983 and 1984 ... his 43-yard reception against Georgia in 1985 was longest by a Clemson tight end since 1975 when Bennie Cunningham played for the Tigers.

In 1984: Sixth on the team in receptions in 1984 with nine, but he led the squad in yards per catch with a 19.8 figure ... started just one game, the Virginia contest, but he saw action in every game ... caught passes in five of the 11 games with a high of three receptions for 73 yards against Wake Forest ... that also included a 42-yard reception, the second longest of his career ... also had two receptions for 25 yards in the opener and two for 42 yards against Duke ... has the ability to catch the ball with his back to the quarterback ... Clemson's leading receiver in the Wake Forest game in terms of yardage ... had an excellent spring of 1985, he led the Tigers in receiving in spring scrimmages with 15 receptions for 146 yards ... had five catches for 57 yards in the Spring Game to tie for game honors in terms of total receptions ... leading receiver in Spring Games of '85, '84 and '83 ... came to Clemson at 235 and he has gained just 10 pounds ... a fine blocker, he had an average grade of 82 percent ... had a high of 87 percent against Wake Forest in 1984.

In 1983: Started against Georgia Tech and North Carolina and played at least 10 plays in every other game, but was the backup tight end most of the year ... averaged 25 plays a game with a high of 42 against Virginia ... played 40 plays against Georgia as Dunn went out early with an injury ... had five receptions for the year, two apiece against Western Carolina and Georgia Tech and one against Virginia ... had a season high 88 percent against N.C. State and was in the eighties four of the last seven games.

CAREER STATISTICS


Year	GP-GS	REC	YDS	AVG	TD	LG
1983	11-2	5	72	14.4	0	21
1984	11-1	9	178	19.8	0	42
1985	12-12	18	203	11.3	1	43
TOTAL	34-15	32	453	14.2	1	43

In 1982: Came to Clemson as a defensive end and worked there while red-shirting 1982 ... worked at the "bandit end" that spring, then moved to tight end the last half of the spring and looked exceptional.

In High School: Recipient of Adidas and Carnation All-America honors ... also named to all-state, all-region and all-conference teams ... selected to play in both the Shrine and East-West All-Star games ... accumulated 84 tackles and 26 sacks during his senior season at Scotland High School in Laurinburg, NC ... a two-time football letterman ... majoring in administrative management ... born 9/29/63 in Fort Knox, KY.

RIGGS GAME BY GAME

1983		1984		1985	
Oppn	Rec-Yds	Oppn	Rec-Yds	Oppn	Rec-Yds
WCU	2-25-0	APP ST	2-25-0	*VPI	3-22-0
BC	0- 0-0	*VA	1-23-0	*GA	3-83-1
GA	0- 0-0	GA	0- 0-0	*GT	2-15-0
*GT	2-26-0	GT	0- 0-0	*KY	1- 6-0
VA	1-21-0	UNC	0- 0-0	*VA	2- 4-0
DUKE	0- 0-0	DUKE	2-42-0	*DUKE	1- 9-0
NCS	0- 0-0	NCS	0- 0-0	*NCS	0- 0-0
WF	0- 0-0	WF	3-73-0	*WF	3-26-0
*UNC	0- 0-0	VPI	0- 0-0	*UNC	1- 9-0
MD	0- 0-0	MD	0- 0-0	*MD	2-29-0
USC	0- 0-0	USC	1-15-0	*USC	0- 0-0
				*MN	0- 0-0



"Jim Riggs is one of the finest all-around tight ends Clemson has had in some time. We have had some good ones in Bennie Cunningham and K.D. Dunn, but Jim is probably the best combination of a pass-catcher and blocker. He is a very intelligent player who must be a leader of his football team. He has worked hard in the weightroom as his strength All-America team selection shows and it has paid off on the field."

Danny Ford, Head Coach

15 Terrance Roulhac

WR 6-0 195 Senior 3VL Jacksonville, FL



At Clemson: Preseason **Sporting News** All-American for 1986 ... All-ACC wide receiver in 1984 when he caught 26 passes, eight for touchdowns ... had more receptions last season, but had just three scores ... Clemson is 13-1 in games he has caught a touchdown pass during his career ... already number-five in career receiving yardage and sixth in career receptions at Clemson, with 1259 and 72, respectively ... also third in career touchdown receptions with 15, he has another via rushing for a total of 16 career touchdowns ... already has more TD receptions than Dwight Clark, Bennie Cunningham and Jerry Butler ... eighth in career yards per reception ... caught at least one pass in 11 of the 12 games last season, the Maryland contest was the only game in which he failed to catch a pass ... had his best game in receptions against North Carolina when he caught four passes for 100 yards ... that was the second best yardage total of his career and the most reception yardage by a Clemson player in a game in 1985 ... 10th in the ACC in receptions per game ... a fine kick returner, he has a 22-yard average in that area in his career ... had 153 yards in total performance against Minnesota, 63 in receiving and 90 in kickoff returns ... fine downfield blocker, he had at least one knockdown block in every game but one and had 30 knockdown blocks for the season ... best all-around game came against Virginia when he had 125 yards in total performance, 26 rushing, 55 in kickoff returns and 44 in receptions ... has caught a TD in 14 of his 33 games at Clemson ... has at least one catch in 29 of his 33 games ... saw action for 633 snaps in 1985, 52.8 per game, the most among the wide receivers ... had a high of 71 plays against Wake Forest and a low of 38 plays against Duke ... had a great spring of '86, he had seven catches for 98 yards and a touchdown in the Spring Game ... also had 95 yards in kickoff returns, giving him 193 yards in total performance yardage ... owns third best 40 time on team with a 4.45 figure, best among the wide receivers ... bench presses 290 pounds, best among the receivers ... also has top leg sled (600) and best power clean (265) among wide outs.

In 1984: Most feared wide receiver in the ACC from a deep threat standpoint ... 30 percent of his catches went for touchdowns ... All-ACC by Associated Press and by the league sportswriters ... only the fifth sophomore in Clemson history to make the All-ACC team ... honorable mention All-American according to the Associated Press and the **Football News** ... second-team sophomore All-American by the **Football News** ... led the ACC in touchdown receptions and yards per catch with eight TDs and 19.7 yards a reception ... set Clemson record for TD receptions in a regular season and tied Perry Tuttle's mark for TD receptions in a season including post-season play ... eighth in the ACC in receptions per game ... caught at least one TD pass in seven of the 11 games ... caught at least one pass in every game but one ... best game of his career was five-catch performance against Duke in 1984 when he had career high 129 yards in receptions and two touchdowns ... Raycom/Brut Player-of-the-Game against Duke ... the yardage total was the fifth best total in the ACC and the most by a Clemson receiver since the 1981 season ... broke open the North Carolina contest when he caught a 76-yard bomb from Mike Eppley, the ninth longest pass play in Clemson history and the longest by a Clemson receiver since 1981 ... caught a 66-yard bomb against Virginia Tech on Clemson's first possession ... caught a TD pass in the

opener against Appalachian State, second year in a row he scored in the opener.


In 1983: Set a Clemson single game freshman record in 1983 with five receptions against Georgia Tech ... got his career off to quite a start as he had a 39-yard touchdown reception in his first varsity game against Western Carolina ... his first varsity catch was a 25-yarder in that same game ... caught at least one pass in eight of the 10 games he played in, including four of the last five ... started two contests at wide receiver, the Georgia and Virginia games ... third on the club in total receptions and reception yards and second in touchdown receptions ... missed only the Duke game with an ankle injury ... one of only two freshmen that season who were not red-shirted ... reminds many of Jerry Butler, former Clemson All-American now with the Buffalo Bills who also wore number-15 ... a solid blocker, he averaged 81.3 percent in the film grades from the coaches.

In High School: One of the top five blue chippers in the state of Florida ... named to the All-Deep South team as a senior ... an all-state, all-conference and all-city choice as a senior ... voted Defensive Player-of-the-Year and State Player-of-the-Year during his final prep campaign ... also received all-state, all-conference and all-city honors in track ... runs the 100 in 9.5 ... as a junior he averaged 28.5 yards/reception ... named Most Outstanding Athlete-of-the-Year by his peers at William M. Raines High School in Jacksonville, FL ... lettered in three sports as a prepster, football, baseball and track ... majoring in accounting ... born 8/29/65 in Jacksonville, FL.

ROULHAC GAME BY GAME

1983		1984		1985	
Oppn	Rec-Yds	Oppn	Rec-Yds	Oppn	Rec-Yds
WCU	2-64-1	APP ST	3- 40-1	*VPI	2- 32-0
BC	0- 0-0	*VA	4- 76-1	*GA	2- 51-0
*GA	1-13-0	GA	0- 0-0	GT	3- 43-0
GT	5-48-1	GT	2- 21-1	*KY	2- 31-0
*VA	1-17-1	*UNC	2- 73-1	*VA	3- 44-1
DUKE	INJ	*DUKE	5-129-2	*DUKE	1- 8-0
NCS	2-30-0	*NCS	3- 33-0	*NCS	4- 68-0
WF	1-21-0	*WF	3- 40-1	*WF	3- 53-1
UNC	1- 5-0	*VPI	2- 76-1	UNC	4-100-1
MD	2-16-1	*MD	1- 16-0	*MD	0- 0-0
USC	0- 0-0	*USC	1- 8-0	*USC	4- 42-0
				*MN	2- 63-0

*Denotes starting assignment



CAREER STATISTICS

Year	GP-GS	REC	YDS	AVG	TD	LG	RUSH	YDS	AVG	TD	LG	KOR	YDS	AVG	LG
1983	10-2	15	214	14.3	4	39	2	17	8.5	0	9	3	26	8.7	24
1984	11-8	26	512	19.7	8	76	0	0	0.0	0	0	6	142	23.7	35
1985	12-10	31	533	17.2	3	57	3	37	12.3	1	26	15	362	24.1	35
TOTAL	33-20	72	1259	17.5	15	76	5	54	10.8	1	26	24	530	22.1	35

18 David Treadwell



PK 6-1 165 *Junior 1VL Jacksonville, FL

At Clemson: Won the Virginia Tech game last year in his very first college contest ... booted a 36-yard field goal with no time left on the clock to give Clemson a 20-17 win at Virginia Tech ... did not find out he would be the starting placekicker until Coach Ford told him to go out on the field for his first attempt of that game ... had not even suited up for an organized football game since he was a Pee Wee quarterback in Florida almost a decade earlier ... did not play high school football ... hit 2-2 field goals and 2-2 PATs in that contest as he provided

the margin of victory in his very first game... his kick-scoring also meant the difference in wins over Virginia and South Carolina ... top returning kicker in the ACC for 1986 ... second in the ACC in field goals per game last year with 1.36 per outing, he was fourth in the league in scoring overall ... also second in the league in kick-scoring and first among returning players for this season ... already fifth in career kick-scoring and career field goals at Clemson ... his 17 field goals in a season is the third best single season total, only Obed Ariri (23 in 1980) and Bob Paulling (18 in 1983) have had better figures ... his 25 PATs were ninth best for a single season and the third highest perfect season in Clemson history ... did not even rate a bio in the Clemson press guide last year, he was third string heading into the season ... had a streaky season in some ways, he made his first five field goals and his last eight but hit just four of 11 in the middle ... had season high three field goals in the win over South Carolina ... his 49-yarder in the second quarter helped Clemson battle back from a 14-3 deficit ... also had a 46-yarder in the game, he had his longest two field goals of the season in that South Carolina game ... did not miss an extra point all season and he missed just seven field goals, five of the misses were from 45 yards or more ... 12-14 inside the 40 a year ago ... had multiple field goal games against VPI, Georgia, Virginia, North Carolina, South Carolina and Minnesota ... had two field goals, including a 40-yarder, in his first national TV game, against Georgia in September ... had a fine Spring Game, Treadwell booted three field goals in three attempts for the White Team in his club's 22-15 win ... came to Clemson in August of 1983 as a walk-on, he red-shirted his first year and never got into a game in 1984.

In High School: Played soccer at Bolles High School in Jacksonville for four years, but never played football ... honorable mention all-city during his senior year ... his father, Richard Treadwell, is an oral surgeon ... it was his father that convinced him to start kicking a football after his senior year of high school ... David was hoping for a soccer scholarship, but he did not get one to a school he was interested in ... came to Clemson for its outstanding engineering program ... majoring in electrical engineering, he was on the academic honor roll with over a 3.0 GPA for Spring of 1986 ... born 2-27-65 in Columbia, SC.



TREADWELL GAME BY GAME

Opponent	1985 PATs		Field Goals	
	Made-Att	Made	Missed	
Virginia Tech	2-2	31, 36	--	
Georgia	1-1	30, 40	--	
Georgia Tech	0-0	25	--	
Kentucky	1-1		50	
Virginia	3-3	25, 38	--	
Duke	3-3		45, 51	
N.C. State	4-4	31	--	
Wake Forest	3-3	41	25, 47	
North Carolina	2-2	41, 30	47, 22	
Maryland	4-4	37	--	
South Carolina	1-1	49, 46, 27	--	
Minnesota	1-1	39, 21	--	

CAREER STATISTICS

Year	0-29	30-39	40-49	50+	TOT	LK	PAT	PTS
1985	4-6	8-8	5-8	0-2	17-24	49	25-25	76

39 Perry Williams

CB 6-2 200 *Senior 3VL Adairsville, GA



At Clemson: Set Clemson single game record with five passes broken up and a career high eight tackles against Virginia Tech in the 1985 season opener ... had 13 PBUs for the season, second best figure in the Atlantic Coast Conference ... had all 13 pass deflections in the first eight games ... has had at least one tackle in 17 of the last 18 games ... his 13 deflections were the fourth best single season figure in Clemson history ... scored the only touchdown of his career against Maryland when he returned a blocked punt 30 yards for a score ... had seven tackles in the Independence Bowl ... had career high eight tackles in the season finale against South Carolina ... graded in the 90s in eight of the 12 games from his coaches ... in for the second most plays among the defensive players, 717 snaps from scrimmage and another 42 on special teams ... played 84 snaps at Virginia Tech for his most action of the season ... had two interceptions, one against N.C. State and the other at South Carolina ... had at least four tackles in 10 of the 12 games ... hard hitter who can shake the ball loose ... runs the 40 in 4.50, eighth best figure on the team ... bench presses 280 pounds ... will have a battle this fall with Donnell Woolford for a starting slot.

In 1984: Had 20 tackles, more than any underclassman cornerback on the club ... he and Delton Hall are the only three-time letterwinners in the secondary ... played in every game and was a very consistent performer in his limited playing time ... averaged 12 plays a game and had three tackles in a game five times, including exactly three stops in each of the last four games ... had one interception for eight yards against Duke ... had a caused fumble in the South Carolina game, and three first hits against South Carolina.

In 1983: Reliable special teams player who recovered a big fourth-quarter fumble against Georgia that led to a field goal in the 16-16 tie ... fifth on the special teams in tackles, he was always one of the first players down field on kickoff situations ... listed as the second-team left cornerback coming into 1984 season ... had his best all-around game against Georgia when he had a pair of tackles, broke up a pass and recovered the fumble ... played in the secondary in five of the 11 games in 1983 and appeared in every game on the special teams.


In 1982: Red-shirted the 1982 season ... had a fine spring and made improvement ... came to Clemson as a fullback, but moved to the secondary early in fall of 1982.

In High School: As a senior at St. Matthews High School in Adairsville, GA, he rushed for 1,102 yards on 170 carries ... voted Most Valuable Player in three sports, football, track and baseball ... a speedster in that he held his school's 100-yard dash record ... with the 440-yard relay team he was second in the state ... in baseball he owned a .444 batting average ... named to several all-star teams ... garnered nine letters as a prepster ... nicknamed "Horse" in high school ... majoring in industrial education ... had a 3.25 GPA in the spring semester of 1986 ... born 4/2/64 in Cartersville, GA.

P. WILLIAMS GAME BY GAME

1983		1984		1985	
Oppn	Tac-PB	Oppn	Tac-PB	Oppn	Tac-PB
WCU	2-1	APP ST	0-0	*VPI	8-5
BC	0-0	VA	3-0	*GA	2-1
GA	2-0	GA	0-0	*GA TECH	4-0
GA TECH	0-0	GA TECH	0-0	*KY	5-1
VA	1-0	UNC	1-0	*VA	5-2
DUKE	0-0	DUKE	2-1	*DUKE	4-1
NCS	0-0	NCS	2-0	*NCS	7-1
WF	0-0	WF	3-0	*WF	4-2
UNC	0-0	VPI	3-0	*UNC	6-0
MD	0-0	MD	3-1	*MD	3-0
USC	1-0	USC	3-0	*USC	8-0
				*MN	7-0

*Denotes starting assignment



CAREER STATISTICS

Year	GP-GS	TOT	HIT	AST	PBU	INT-YDS	CF-RF	PR-YDS-TD	TL-YDS
1983	11-0	6	5	1	1	0-0	0-1	0- 0-0	0-0
1984	11-0	20	10	10	2	1-8	1-0	0- 0-0	0-0
1985	12-12	63	26	37	13	2-9	1-0	0-30-1	2-5
TOTAL	34-12	89	41	48	16	3-17	2-1	0-30-1	2-5

*Denotes red-shirted one season.

45 Ray Williams

WR


5-10

177

*Senior

3VL

Fayetteville, NC



At Clemson: One of Clemson's finest all-around athletes in years, he is already Clemson's career leader in kickoff return yardage with 1350 yards ... also number-two ranked home run hitter in Clemson history in baseball with 30 roundtrippers ... 9th in career receptions and reception yardage at Clemson and he still has 1986 season to go ... had five games last season in which he had over 100 yards in all-purpose yardage ... only player on the team who has rushed for a TD, caught a TD and passed for a TD in same season ... had his best game of 1985 in terms of receptions with five for 58 against Minnesota ... a high school quarterback, Williams threw a 29-yard touchdown pass to Terrance Roulhac against Virginia, he also caught passes for 51 yards and returned kickoffs for 49 yards in that game ... had his best game in total yardage against Kentucky when he had 165 yards on 25 in receiving, 25 in rushing and 115 in kickoff returns ... the kickoff return yardage total was the eighth best in Clemson history ... his career high in all-purpose rushing is 171, which he achieved at Duke his freshman season on 59 yards in receptions and 112 in kickoff returns ... had 78 yards in receiving and 53 in kickoff returns in the win over Wake Forest last season ... second on the team in receptions with 24, also second in reception yardage ... best downfield blocker on the team, he had 63 knockdown blocks, second on the entire team to Steve Reese, Clemson's All-America guard ... had 14 knockdown blocks at Virginia Tech, highest total ever by a Clemson wide receiver and second highest ever by a Clemson offensive player ... also had 10 knockdowns at North Carolina ... graded in the 90s against Virginia Tech, Virginia, Duke, North Carolina and South Carolina ... averaged 46 plays a game last season ... led the ACC in total kickoff return yardage with 26 for 502 yards ... only player in Clemson history with over 1,000 yards in kickoff returns and receiving ... runs the 40 in 4.58.

In 1984: Actually had more catches in 1984 than he did in 1983, but he was second to Terrance Roulhac in the department ... had his career best game at Virginia when he had six catches for 108 yards and two touchdowns, all career highs in the three big categories for a wide receiver ... only player on the team to catch a pass in every game, he had a string of 18 straight games snapped in 1985 N.C. State game ... has caught at least one pass in 29 of the 34 games over his three seasons ... probably has Clemson's best touchdown percentage in terms of carrying the football for his career, he has six carries for 75 yards and three touchdowns ... had a 17-yard TD run against Wake Forest and Virginia Tech on back-to-back Saturdays in Death Valley in 1984 ... already has six Clemson letters entering his 1986-87 academic year.

In 1983: Only freshman in Clemson history to lead the team in receiving ... had four games in which he had at least three catches ... had his best receiving game against N.C. State when he caught four passes for 105 yards and a touchdown ... the touchdown reception was a 75-yarder from Mike Eppley that broke the game open in the fourth period ... his first pass reception was for a 10-yard touchdown from Eppley against Western Carolina ... Clemson's leading receiver five of the last seven games ... also led the team in kickoff returns and finished 11th in the nation in that category ... second in the ACC in average return, but he led the league in total kickoff return yards ... his kickoff return average was the best at Clemson since Warren Ratchford averaged 24.0 yards a return in 1974 ... set numerous freshman records that season, including most receptions and most reception yards ... had his best all-around game against Duke when he had 171 all-purpose yards, 112 in kickoff returns and 59 yards in receptions ... had his long return of 40 yards in the season finale against South Carolina.

In 1982: Red-shirted his first freshman season in both football and baseball ... played just football in the spring of 1983, but worked with both in 1984 spring.

In Baseball: Career .287 hitter for the Tiger baseball team over the

last three seasons ... hit 16 homers in 1986 for Clemson's 42-21 team, tied for second most homers in a single season at Clemson ... one of only three Clemson players in history to have double-figure homer seasons more than once ... stole 28-29 bases in 1986 and is 45-49 in his career ... fifth in career steals at Clemson ... hit a 2-run homer in top eighth to give Clemson a 7-6 win at South Carolina and Bill Wilhelm his 800th career win ... starter in outfield each of the last two years ... had the third best slugging figure on the team with .578 figure in 1985 ... has made just six errors in the outfield in his three seasons with the varsity ... has played well in the ACC tournament in



each of the past three seasons ... he is a career .300 hitter vs the ACC for his career ... had a homer, a double and four RBIs to beat Maryland in the ACC tournament in 1985 ... hit over .330 for the last 25 games of 1985 ... hit a solid .326 for the Clemson baseball team in 1984 as an outfielder ... only regular on the team who did not have an error in 1984 ... had three hits in the ACC tournament win over Virginia including the game-winning hit in the top of the ninth ... had hits in each of his first three at bats in a Clemson baseball uniform.

In High School: All-state selection on the gridiron ... led his team in receptions for three years ... led baseball conference while at Reid Ross Senior High in steals the three years he lettered in baseball ... swiped 26, 38, and 49 bases in his career respectively ... caught stealing only twice in 115 attempts ... all-conference and team MVP for three straight seasons ... at one point he had a consecutive-game hitting streak of 42 ... hit safely in 57 of 58 games ... led league in batting with a .480 average in 1981 and a lofty .510 in 1982 ... had a career average of .440 ... hit a home run in his first varsity at bat and also his last one four years later ... voted the state of North Carolina's top

baseball player in 1981 and 1982 ... lettered three years in football and two in basketball ... bats and throws right ... majoring in industrial education ... born 8/4/64 in Fayetteville, NC.

R. WILLIAMS GAME BY GAME

1983		1984		1985	
Oppn	Rc-Yd -TD	Oppn	Rc-Yd -TD	Oppn	Rc-Yd -TD
WCU	1- 10-1	*APP ST	1- 3-0	*VPI	3-77-1
BC	0- 0-0	*VA	6-108-2	*GA	2-29-0
GA	1- 8-0	*GA	1- 12-0	GT	1-20-0
GT	2- 48-0	*GT	2- 15-0	*KY	3-25-0
VA	3- 34-0	UNC	2- 25-0	*VA	1-51-0
*DUKE	3- 59-0	DUKE	1- 16-1	*DUKE	2-35-0
*NCS	4-105-1	NCS	2- 11-0	*NCS	0- 0-0
*WF	0- 0-0	WF	2- 15-0	*WF	5-78-0
*UNC	3- 35-0	VPI	2- 3-0	*UNC	1-11-0
MD	0- 0-0	MD	2- 26-0	*MD	0- 0-0
*USC	2- 43-0	USC	2- 34-0	*USC	1-16-0
				*MN	5-58-0

CAREER FOOTBALL STATISTICS

Year	GP-GS	REC	YDS	AVG	TD	LG	RUSH	YDS	AVG	TD	LG	KOR	YDS	AVG	LG
1983	11-5	19	342	18.0	2	75	0	0	0.0	0	-	21	494	23.5	40
1984	11-4	23	268	11.7	3	46	2	34	17.0	2	17	19	354	18.6	34
1985	12-11	24	400	16.7	1	51	4	41	10.3	1	25	26	502	19.3	45
TOTAL	34-20	66	1010	15.3	6	75	6	75	12.3	3	25	66	1350	20.5	45

Also completed 1 pass in 1 attempt for 29 yards and a touchdown in 1985.

CAREER BASEBALL STATISTICS

Year	GP	AB	R	H	RBI	2B	3B	HR	SB	AVG
1984	33	92	12	30	17	6	1	2	1-2	.326
1985	54	166	30	48	38	8	2	12	16-18	.289
1986	56	170	55	45	46	4	4	16	28-29	.265
TOTALS	143	428	97	123	101	18	7	30	45-49	.287

RAY WILLIAMS VS ACC IN BASEBALL

	G	AB	R	H	2B-3B-HR	RBI	SB	BB	AVG
Duke	4	16	4	3	0-0-0	2	3-3	2	.188
Georgia Tech	9	24	3	3	0-0-1	1	1-1	7	.125
Maryland	8	19	7	7	2-0-2	11	1-1	6	.368
N. Carolina	6	20	4	6	1-0-1	5	3-4	3	.300
N.C. State	6	21	2	7	1-0-2	5	0-0	2	.333
Virginia	6	19	2	9	0-0-1	4	1-1	2	.474
Wake Forest	5	11	4	4	0-2-1	5	1-1	3	.364
TOTALS	44	130	26	39	4-2-8	33	10-11	25	.300

RAY WILLIAMS VS ACC IN FOOTBALL

	GP-GS	REC	YDS	TD	AVG	KOR	YDS	AVG
Duke	3-2	6	110	1	18.3	8	215	26.9
Georgia Tech	3-1	5	83	0	16.6	2	33	16.5
Maryland	3-1	2	26	0	13.0	9	174	19.3
N. Carolina	3-2	6	71	0	11.8	6	110	18.3
N.C. State	3-2	6	116	1	19.3	3	51	17.0
Virginia	3-2	10	193	2	19.3	7	125	17.9
Wake Forest	3-2	7	93	0	13.3	4	79	19.8
TOTALS	21-12	42	692	4	16.5	39	787	20.2

RANDALL EARL (RANDY) ANDERSON
6-5, 192, *Junior, QB, 1VL
Cowpens, SC

1



At Clemson: Clemson's starting quarterback in three of the first four games of the 1985 season ... will challenge for starting QB slot this fall ... led Clemson to the win over Virginia Tech in his first college start as he hit 17-30 for 220 yards and a touchdown ... did not throw an interception in his first 55 attempts of the season ... his completion total in the Virginia Tech game was the most ever by a Clemson starting quarterback in his first game and it was the most yards passing by a Clemson quarterback in the season opener in 10 years ... led

Clemson in completions and percentage last year ... his attempt total in the VPI game was the most by a Clemson quarterback in a regular season game in 15 years ... missed only one play against Virginia Tech and graded at 85 percent ... played 63 of the 70 plays against Georgia and had 16 more completions ... played in 10 of the 12 games and had an efficiency rating of 96.4 ... did not play against North Carolina and Maryland, but came back to lead the Tigers to their first score against South Carolina in the season finale ... took the Tigers 74 yards in 10 plays leading to a David Treadwell field goal ... he got the Tiger offense going in Clemson's 24-17 win in Columbia ... graded out at 92 percent for 26 plays against N.C. State ... attempted 104 passes in the first four games of the season and just 19 over the last eight games ... his total offense figure of 229 yards against Virginia Tech was the most by a Clemson quarterback last season and most since the 1983 season ... hit 10-17 passes for 76 yards in the 1986 Spring Game ... in for 287 snaps ... has quick feet, he runs the 20-yard dash in 2.51 seconds, one of the top 10 times on the team ... runs the 40 in 4.81 and bench presses 225 pounds.

In 1984: Slated to be Clemson's number-one quarterback after Spring of 1985 ... completed 57 of 107 passes for 596 yards and three touchdowns in the spring scrimmages, a .533 completion percentage ... looked confident in the 1985 Spring Game as he led the Orange team to victory by hitting 17 of 26 passes for 167 yards and a touchdown ... third-string quarterback for the 1984 season, he missed three weeks with a shoulder injury ... played in just two games, Duke and Wake Forest ... took just 21 snaps the entire season, he was 5-9 passing for 64 yards ... hit 4-6 passes against Duke for 55 yards for his best game of the season and had 61 yards in total offense in that game ... red-shirted his freshman year at Clemson (1983), so he still has two years of eligibility remaining ... tallest starting quarterback in Clemson history ... has the style of a drop-back quarterback as opposed to the classic option quarterback Clemson has used for the last few years.

In High School: Three-sport all-conference athlete at nearby Broome High School ... made some All-America teams on the gridiron and was an all-state, all-district and all-conference performer ... Player-of-the-Year in the conference in 1982 ... led Broome to 21-5 ledger his two years as the starting quarterback, including the Upper State championship his junior season ... led the South Carolina Shrine Bowl team to victory by passing for nearly 200 yards ... hit 221 of 449 passes for 3,573 yards during his career, all school records ... also threw for 32 TDs in his career, including 20 as a senior ... also scored 11 TDs rushing ... on the basketball court he was an all-conference player with over 1,000 career points and a 20-point average as a senior ... hit 14 home runs and hit .350 in his baseball career as he was also all-conference in baseball ... majoring in administrative management ... born 2/10/65 in Spartanburg, SC.


VARSITY STATISTICS

Year	GP-GS	Comp	Att	Int	Yds	TD	LG	PCT	EFF
1984	2-0	5	9	0	64	0	19	.556	113.3
1985	10-3	63	123	5	703	2	46	.512	96.4
TOTAL	12-3	68	132	5	767	2	46	.515	97.44

Year	Rushing					Total Offense		
	Att	Yds	Avg	LG	TD	Plays	Yds	Avg.
1984	4	3	0.8	3	0	13	67	5.2
1985	22	-34	-1.5	8	0	145	669	4.6
TOTAL	26	-31	-1.1	8	0	158	736	4.7

GREGORY (GREG) HAMPTON BAILEY
5-11, 169, Junior, P
St. George, SC

6




At Clemson: Leading candidate to handle Clemson's punting in 1986 ... emerged as the top rated punter following spring practice in which seven contenders battled for the position ... hopes to continue Clemson's fine tradition of outstanding punters ... booted the longest punt in the Spring Game, one that traveled 49 yards ... was on the team last year, but never appeared in a game ... an outstanding student, Bailey registered a grade point average of 3.50 in financial management last spring to be named to the school's Honor Roll ...

he was ranked 31st overall among Clemson's Student-Athlete's for the 1985-86 Academic Year with a 3.25 ... has clocked a 5.08 in the 40 ... despite being one of the lightest members on the team, he figured prominently in the 1986 winter conditioning program, ranking third on the team in overall flexibility and second best in the number of sit-ups in 60 seconds (80).

In High School: A versatile athlete who collected 10 letters in three different sports while at St. George High ... played football under the direction of Robert McKinnon ... chosen S.C. All-Area, Greenville All-State and named to the Conference 5A team in both football and baseball ... in final year of high school team won 5-A Conference title and received the Speciality and Hustle awards ... picked up three letters in tennis and football and four in baseball ... majoring in financial management ... born 2/27/66 in Charleston, SC.

JEFFREY W. (JEFF) BAK
6-2, 250, *Sophomore, OG, 1VL
Darien, CT

60



At Clemson: Starting right guard heading into the fall ... strongest man on the Clemson team with bench press of 435 pounds, second year in a row he has had the best figure ... also tied for fourth in best leg sled with 850 pounds and tied for third in the power clean at 331 pounds ... also has eighth best situp figure with 75 in 60 seconds ... runs 40 in 5.05 seconds ... backup offensive guard on the right side most of the 1985 season ... appeared in 12 of the 12 games ... saw his most action in the Duke game when he was in for 18 plays and graded

out at 72 percent ... in for 14 plays at Kentucky and had an 83 percent, his best of the season ... played only four plays the first three games combined, then averaged 10 plays a game the rest of the season ... reliable member of the kickoff return team ... fine all-around player, when injuries hit the center position Bak moved to the backup slot for a couple of games ... in for seven plays against South Carolina and graded 76 percent.

In 1984: Backup at right guard heading into the fall of '85 ... sat out the 1984 season as a red-shirt, he performed well in practice and

earned a berth on the travel squad a few times because of his fine performance in practice ... had a bench press figure of 400 pounds before 1985 season to rank second on the team and it was the best figure among the scholarship players and the best figure among offensive players ... did not play in the Spring Game of 1985 because of injury ... has actually participated in three spring practice sessions, he came to Clemson in January of 1984.

In High School: Played on both sides of the ball for Jim Girrard at Darien High School, as he was an outstanding linebacker and center ... for his career had 133 solo tackles, seven interceptions, one touchdown and 350 successful offensive blocks ... had 23 tackles, three interceptions and a touchdown in a single game ... as a senior named to the National High School Athletic Coaches Association All-American team at the linebacker position ... an Adidas honorable mention All-America selection ... named the Bridgeport All-Stars' defensive Player-of-the-Year ... an all-area center and all-state linebacker ... earned seven letters while at Darien, three in football, two in basketball and two in track ... a two-time all-state selection in track ... majoring in administrative management at Clemson ... had a 3.0 GPA in fall semester last year ... born 7/14/65 in Newburg, NY.

ROBERT EUGENE (GENE) BEASLEY
6-0, 192, Sophomore, SS, 1VL
Atlanta, GA

27



At Clemson: Sophomore strong safety who came on strong at the end of the 1985 season ... did not appear in the first three games, he was supposed to be red-shirted ... but, injuries forced him into action and he responded well ... listed as third-team strong safety heading into fall practice ... had his best game against Wake Forest when he had 11 tackles and two passes broken up ... graded out at 85 percent for his 35 plays of action, he also had eight first hits in the contest ... followed that with seven tackles and a pass broken up at

North Carolina on 50 plays ... had an 86 grade for that game, his highest of the season ... also had seven tackles at South Carolina ... had a blocked punt and a PBU against Maryland, the blocked punt led to a Clemson score ... missed the first three games, then played a total of just 10 plays against Kentucky and Virginia and received an injury in the UVA game ... missed the Duke game altogether then was starting by the North Carolina game because of an injury to Kenny Danforth ... had five passes broken up and 32 tackles, 28 of the 32 tackles came in the last four regular season games ... runs the 40 in 4.72.


In High School: Product of Coach Leon Jamison's football program at Booker T. Washington in Atlanta, GA ... an all-city performer who was named school's most valuable player five consecutive seasons ... versatile athlete who rushed for 896 yards and passed for another 500 yards in senior year ... selected **Atlanta Constitution's** Back-of-the-Week once his last season ... earned monograms in football, basketball and track ... majoring in industrial education ... born 2/13/67 in Atlanta, GA.

CAREER STATISTICS

Year	GP-GS	Tot	Hits	Ast	TL-Yds	PBUs	BK
1985	8-3	32	16	16	1-7	5	1

KEVIN LAMAR (KEVIN) BRADY
5-11, 196, *Junior, SS, 2VL
Clarkston, GA

2



At Clemson: Starting free safety who also serves as Clemson punt returner ... former Clemson quarterback who is fine all-around athlete ... in for 302 plays last year as a reserve ... had 17 punt returns for 45 yards ... saw his most action against Georgia when he was in for 34 plays and graded at 92 percent and against Wake Forest when he had 34 plays and graded 98 percent ... had four tackles against Duke for his season high in that category ... had at least one tackle in every game he played, he missed the Virginia game with an injury

... graded in the 90s in all but two contests ... caused a fumble against North Carolina ... runs the 40 in 4.57, 10th best figure on the team, and bench presses 335 pounds, second best among the defensive backs ... listed as starting strong safety heading into the fall ... can do 79 situps in 60 seconds, fifth best figure on the club ... one of the finest all-around athletes on the Clemson roster, he is playing his third position with the Clemson team ... spent the 1983 season as a quarterback with the prep team while red-shirting the season ... saw action at cornerback in 1984, earned a letter and moved to free safety in spring of 1985.

In 1984: Played in every game but never started ... had eight tackles for the season, including a season high of three at Virginia, they were all first hits ... had his only pass broken up against Duke ... a reliable member of the special teams ... listed as the backup to A.J. Johnson at free safety heading into the fall of 1985 ... backup punt returner to Reggie Pleasant as he had two returns for three yards in the Duke game.

In 1983: Red-shirted 1983 season ... fine option quarterback who was considered to be the best runner of the Clemson signal callers ... saw considerable action at quarterback for the Orange team in the 1984 Spring Game and hit 2-3 passes for 26 yards.

In High School: A two-sport letterwinner (football and baseball) at Douglass High School in Atlanta, GA ... as a sophomore his grid squad won the regional championship ... voted the most athletic by his peers at Douglass High ... twice during his junior grid campaign he was named Player-of-the-Week by local Atlanta area radio stations ... an honorable mention selection for the Metro Atlanta Baseball All-Star squad ... named to the Atlanta Braves 400 Club All-Star team ... a cousin, Ronald O'Neal, played football for Auburn in 1981 and 1982 ... majoring in administrative management ... born on 8/24/65 in Atlanta, GA.

CAREER STATISTICS

Year	GP-GS	Tot	Hits	Ast	PBUs	PR-Yds
1984	11-0	8	5	3	1	2-3
1985	11-0	18	11	7	2	17-45
TOTALS	22-0	26	16	10	3	19-48


1985 ATLANTIC COAST CONFERENCE FOOTBALL STANDINGS

Team	Conference Games					Opp	All Games					Opp
	Won	Lost	Tied	Pct	Pts		Won	Lost	Tied	Pct	Pts	
Maryland	6	0	0	1.000	192	92	9	3	0	.750	326	192
Georgia Tech	5	1	0	.833	136	55	9	2	1	.772	252	132
Clemson	4	3	0	.571	167	122	6	6	0	.500	244	222
Virginia	4	3	0	.571	172	150	6	5	0	.545	262	217
North Carolina	3	4	0	.429	129	154	5	6	0	.455	224	223
Duke	2	5	0	.285	94	174	4	7	0	.363	193	252
N.C. State	2	5	0	.285	121	189	3	8	0	.272	186	305
Wake Forest	1	6	0	.142	99	174	4	7	0	.363	212	249

*Denotes red-shirted one season.

LAWRENCE (LAWRENCE) BRUNSON
6-2, 230, *Junior, OLB, 2VL
Lake View, SC

90



At Clemson: Defensive end who began the 1985 season as a starter, then ran into injury problems ... started first two contests and had 21 tackles in the two games to rank in the top four on the team in tackles ... injured ankle against Georgia and did not play until N.C. State game ... in for just six plays in that contest, then in for 52 plays against Maryland ... played 19 snaps in the season finale at South Carolina, then did not play in the Independence Bowl ... had a career high 12 tackles against Georgia in 52 plays ... had nine tackles and

graded at 71 percent against VPI for his other top tackle game ... had five stops against Maryland in regional television game ... thus he was in for just six snaps in the middle seven games of the schedule ... has experience at defensive end and the bandit end ... listed as third team strongside linebacker heading into the fall ... had five tackles in starting performance in the Spring Game for the White team.

In 1984: Reserve bandit end during 1984 ... earned a letter at the bandit end as a reserve behind Terence Mack, he saw action in nine of the 11 games ... had by far his best outing against Duke as he played about a quarter and a half and came up with six tackles, three of them first hits ... missed only the two games, both were in the state of Georgia and had a stop in five of the nine games he played in ... also a fine member of the special teams, he was one of the top tacklers on the special teams ... had four tackles in the Wake Forest game.

In 1983: One of 17 rookie signees who sat out the 1983 season ... originally recruited as a linebacker but moved to bandit end during the spring drills ... had a good day at the 1984 Spring Game as he recovered a fumble which aided his Orange team to the 14-7 victory over the White squad ... also had one tackle for a loss of four yards.

In High School: Selected to the All-State team by the **Greenville News-Piedmont** ... 1982 Class A Lineman-of-the-Year ... named to the All-Low Country team by the **Charleston Post Courier** ... selected to the 1982 Shrine Bowl squad ... voted MVP of his Lake View High School squad by his peers ... a three-time all-conference selection in basketball ... a two-sport letterwinner as a prepster as he earned four letters each in football and basketball ... majoring in industrial education ... born 1/22/65 in Mullins, SC.

CAREER STATISTICS

Year	GP-GS	Tot	Hits	Ast	TL-Yds	Sacks	PBU's
1984	9-0	14	6	8	0-0	0-0	0
1985	6-2	31	13	18	2-7	1-6	2
TOTAL	15-2	45	19	26	2-7	1-6	2

WILLIAM HENRY (HENRY) CARTER
6-3, 235, *Sophomore, LB, 1VL
Gastonia, NC

40



At Clemson: Moved to linebacker this past spring and impressed the coaches so much that he is listed as number-one middle linebacker coming into the fall ... had some excellent spring scrimmages, he had 13 tackles to lead everyone at a March 26 workout in the stadium ... had four tackles in the Spring Game ... named Most Improved Linebacker this past spring ... red-shirted 1985 season as a reserve fullback.

In 1984: Second or third-team fullback much of that season, he was sixth on the team in rushing ... one of only two

freshmen to play and letter that season ... an outstanding blocker, he was a two-time ACC Rookie-of-the-Week selection ... honored for his efforts against Virginia and Duke, he graded in the nineties for his blocking in both games ... had his best game in carrying the ball against Duke as he had six rushes for 18 yards ... caught his only pass of the season at Georgia Tech ... injured a knee in Maryland game and missed the South Carolina game ... had solid spring, he had eight receptions out of the fullback position for 55 yards in the six scrimmages, two of the receptions came in the Spring Game ... started at fullback for the White team in the Spring Game of 1985.


In High School: A three-sport letterwinner (football, basketball and track) at Hunter Huss High School in Gastonia, NC ... participated in the Shrine Bowl and the East/West All-Star game ... served double duty for Coach Tom Merritt as he played both fullback and linebacker ... member of the Associated Press all-state team ... as a senior was selected as the Conference Player-of-the-Year ... as a junior led his team to the co-conference championship ... majoring in industrial education at Clemson ... born 2/17/66 in Gastonia, NC.

CAREER STATISTICS

Year	GP-GS	Att	Yds	Avg	TD	LG	Rec	Yds	Avg
1984	9-0	17	47	2.8	0	7	1	4	4.0

ROBERT LUTHER (ROBBIE) CHAPMAN
6-7, 260, *Junior, C
Spartanburg, SC

62



At Clemson: Third-team center who has been Randy Anderson's center for five years ... did not get into a game last year ... tallest center in Clemson history at 6-7 ... bench presses 350 pounds, one of the best figures on the offensive line ... has ninth best power clean on the team at 319 pounds.

In 1984: Reserve center who gained valuable experience at center ... only center healthy at one point in spring practice of 1985 so he got a lot of work ... reserve behind Jeff Lytton at the center position for 1985 ... runs the 40 in

4.91, a fine time for someone 260 pounds ... bench presses 300 pounds.

In 1983: Red-shirted freshman center who lost valuable time in spring of 1984 because of an injury ... fractured an ankle during practice in March and was shelved for the spring.

In High School: All-conference athlete in football and track at Broome High School ... teamed with Randy Anderson to help Broome to 21-5 record over the last couple of seasons and the 1981 Upper State championship ... a member of the **Orlando Sentinel** All-South team and a South Carolina Shrine Bowl player ... also an all-area and all-state performer his last season in football ... had a fine all-conference season in track with the throwing events ... father played football at Wofford College between 1947 and 1949 ... majoring in industrial education ... born 7/5/65 in Spartanburg, SC.

ITEMS OF INTEREST

Look for a lot of players to get in the passing act when Clemson plays against Duke. In 1984 in Clemson's 54-21 victory over the Blue Devils, no less than four players completed passes in the game and three threw touchdown passes, including tailback Stacey Driver. It was the first time that many players had completed a pass since the 1969 Duke game when Tommy Kendrick, Ricky Gilstrap, Charlie Waters and Ray Yauger all turned the trick. Three players also threw touchdown passes in that game. If you go back a little further you will find another Duke game in which four players completed passes. In the 1968 contest four more Tigers completed passes as five different players attempted them.

RAYMOND EUGENE (RAYMOND) CHAVOUS
6-5, 290, *Sophomore, DT, 1VL
Aiken, SC

79



At Clemson: Defensive tackle who came on strong at the end of the season for the injured Steve Berlin ... attempting to fill William Perry's shoes, he weighs in at 290, the highest weight figure on the Clemson defense and he is from the same hometown as Perry ... Clemson defensive Player-of-the-Game in the win at South Carolina ... had nine tackles in 49 plays, six of which were first hits ... also had three tackles for loss and two quarterback sacks ... had seven tackles, including five first hits in the Minnesota game ... exceeded the

tackle total Perry had when he was a freshman ... Chavous had 56 stops for the season, 30 came in the last four outings ... in for just 23 plays in the first two games of the season and did not make a tackle ... then had six against Georgia Tech in 27 plays ... took over for Steve Berlin as a starting tackle in the North Carolina game and had six stops ... also had eight tackles against Maryland ... had his highest grade of the season against South Carolina, 89 percent ... also graded at 86 percent against Wake Forest and North Carolina ... had an average grade of just 60 percent over the first seven games and 85 percent over the last five games, so he was highly motivated when he moved into the starting position ... all four of his tackles for loss took place in the last two games ... moved from middle guard to tackle just before the season started ... listed as starting left tackle heading into the fall ... runs the 40 in 5.09 and bench presses 375 pounds, the ninth best figure on the team ... his leg sled figure of 830 pounds is seventh best on the team.

In 1984: Red-shirted the 1984 season as a reserve middle guard ... had an injury-plagued spring of 1985, as he had knee and ankle problems, but he did finish the spring with some solid performances ... listed as the second-team middle guard heading into the fall of 1985 ... had four tackles, including one behind the line of scrimmage in the 1985 Spring Game.

In High School: Chosen to both the **Parade** and **Adidas** All-America teams ... he was also a member of the **Sporting News**' Top 100 list ... a two-time all-state, all-CSRA and All-Aiken County choice ... three times he was named to the all-conference team ... Lineman-of-the-Year in Aiken county ... named the most outstanding athlete at Silver Bluff High School ... for his efforts at Silver Bluff, Coach Clayton Chriswell retired his jersey ... majoring in industrial education at Clemson ... born 6/2/65 in Aiken, SC.

CAREER STATISTICS

Year	GP-GS	Tot	hits	Ast	TL-Yds	Sacks	CF-RF
1985	12-4	56	33	23	4-12	2.5-11	0-1

ITEMS OF INTEREST

Clemson was ranked in the top 10 of nearly every pre-season poll for 1984. The Associated Press poll is the oldest of the polls and Clemson has been ranked in the pre-season poll for the AP nine times. The Tigers had a number-four rating for the pre-season in 1984, the highest pre-season rating ever for a Tiger team. Clemson's only other pre-season top 10 ranking came in 1960 when the AP had Clemson rated number-nine. Clemson finished with a 6-4 record in 1960, so it is not always advantageous to have a high pre-season ranking. A case in point is the 1981 Clemson season. The Tigers were not ranked in the pre-season top 10 of any poll that year, yet won the National Championship at season's end. Clemson's other pre-season top 20 years have been 1958, 1959, 1960, 1961, 1963, 1967, 1978 and 1982.

*Denotes red-shirted one season.

GEOFFREY (GEOFF) LIN CINIERO
5-9, 172, Senior, DB, 1VL
Columbia, MD

11




At Clemson: Returning letter-winner who saw action in 10 of the Tigers' 12 games a year ago, including the Independence Bowl ... picked up his first tackle in the North Carolina contest ... a solid contributor on the Tigers' special teams last year ... should vie for a spot in the defensive secondary, possibly at right corner ... one of the hardest workers on squad, as evidenced by his strength results ... posted two of the best marks in the three major power lifts at his position conducted during the past winter conditioning drills ... bench

pressed 305, and turned in a power clean of 295, both figures high among right cornerbacks ... also tied for 10th on the entire squad with a vertical jump of 32" ... has run a 4.62 in the 40 ... made the school's student/athlete honor roll last spring by registering a 3.4 grade-point ratio in civil engineering.

In High School: A versatile athlete who earned eight varsity letters, two on the gridiron, at Centennial High ... played for Carl Perkins where he was named all-county running back his final two years as a prepster ... chosen most valuable running back his senior year and led the county in scoring as a junior ... rushed for 1,070 yards as a senior ... set school record for most carries (185), yards per carry (5.8), most yards in a single game (213), longest run from scrimmage (85 yards), and touchdowns (three) in a single game ... a civil engineering major ... born 4/22/65 in Silver Spring, MD.

JAMES LESTERN (JAMES) COLEY
6-6, 230, Sophomore, TE, 1VL
Jacksonville, FL

88



At Clemson: Another in a long line of Jacksonville, FL area players to come to Clemson ... started three games as tight end last season when the Tigers went to a double tight end lineup ... started against Minnesota in the Independence Bowl ... did not catch a pass, however, played in 10 of the 12 games last season ... missed the opener at Virginia Tech and the N.C. State game ... had a season high 26 plays against South Carolina ... played 41 plays over the last two games and had an 80 percent grade against Virginia ... averaged

14 plays per game for the 10 contests he got into, 139 total plays for the season ... tallest tight end in Clemson history at 6-6, he will put on more weight as his career continues ... named Most Improved Tight End this past spring ... listed as backup tight end to Jim Riggs entering this fall ... runs the 40 in 4.85 and bench presses 290 pounds.

In High School: Fourth straight Jacksonville high school Player-of-the-Year to sign with Tigers ... follows Pat McKenny and Wes Mann from Robert E. Lee High ... played for Corky Rogers where he was an all-state, all-conference and all-city selection on the gridiron ...

USA Today Honorable Mention All-American ... member of Florida-Georgia All-Star team ... listed among Super 24 and Super 11 in state of Florida ... helped guide Robert E. Lee to three consecutive titles and three-year mark of 27-7, including a record of 21-2 last two years ... collected six varsity letters in three different sports, football (3), basketball (2) and track (1) ... majoring in accounting ... born 4/13/67 in Jacksonville, FL.

GARY W. (GARY) COOPER
6-4, 185, *Freshman, WR
Ambridge, PA

25



At Clemson: Received a medical hardship for a broken hand suffered in the first half of the Georgia Tech game ... played in three games, but got extra year because he played in just 20 percent of the games ... had one catch for nine yards against Georgia Tech ... backup flanker behind Terrance Roulhac ... he and Keith Jennings give the Tigers two tall receivers for the future ... in for a total of 17 plays for the year ... runs the 40 in 4.57, a great time for someone his size ... candidate to return kickoffs, he had one for 26 yards in the Spring Game ... has 10th best 40 time on the team.

In High School: One of two 1985 incoming freshmen to join the Tigers from Ambridge High School ... played under the direction of Coach Frank Antonini ... multi-sport performer who earned letters in football, basketball and track ... worked both sides of the line and came up with six interceptions, recovered two fumbles and was in on 39 stops ... also snared three passes for 135 yards in final prep campaign ... named to several all-star teams, including Fabulous 22, Big 33, **Beaver County Times** first-team all-star squad, **Pittsburgh Press** All-Star team ... singled out as Athlete-of-the-Week once ... majoring in sociology ... born 12/14/66 in Sewickley, PA.

CAREER STATISTICS

Year	GP-GS	Rec	Yds	Avg	TD	LG
1985	3-1	1	9	9.0	0	9

RODNEY WYNN (RODNEY) CURTIS
6-4, 215, Sophomore, BAN, 1VL
Soperton, GA

95



At Clemson: Another young defensive end who gained experience as a starter and reserve last season ... started against Georgia Tech and South Carolina ... had a season high nine stops in just 24 plays against Georgia Tech, then had six tackles against Kentucky ... missed the Virginia game and played the remainder of the contests ... ended the year with a fine performance at South Carolina, he had eight tackles in a season high 55 plays ... had three tackles against Minnesota ... has experience at the Bandit end behind Terence Mack ... in for 168 plays for the year, not counting his experience with the special teams ... was supposed to red-shirt the season, but when injuries hit the defensive end slot, Curtis moved into action ... listed as backup bandit end behind Terence Mack heading into the fall ... runs the 40 in 4.83 and bench presses 295 pounds.

In High School: Two-sport star from Truetlen High School ... played football for Jim Bailey ... a two-time All-Middle Georgia team selection, two-time All-Heart of Georgia team member in football ... lettered three years in football and basketball ... was credited with 54 individual tackles, 36 assisted and one interception as a senior ... also found the end zone to score three touchdowns for Truetlen ... a two-time All-Heart of Georgia team honoree in basketball ... capped final prep season by being named All-Heart of Georgia basketball Player-of-the-Year ... majoring in financial management ... born 5/18/67 in Macon, GA.

CAREER STATISTICS

Year	GP-GS	Tot	Hits	Ast	TL-Yds	PBU's
1985	9-2	29	14	15	1-5	1

FRANK JOSEPH (FRANK) DeIULIIS
6-6, 265, *Sophomore, OT, 1VL
Pittsburgh, PA

70



At Clemson: Starter in the first four games of the season at offensive tackle ... listed as starting right tackle heading into the fall ... starter at that position all spring long ... played 69 of 72 plays against Virginia Tech and all 72 plays against Georgia ... had his best game of the year against Georgia Tech when he graded at 78 percent for 73 plays ... in for 54 plays against Kentucky ... saw 22 plays of action against N.C. State ... red-shirted freshman who moved up to number-one tackle slot just before the season began ... perhaps the only

Clemson player in history with three i's in his last name ... runs the 40 in 5.00 and bench presses 335 pounds ... has a power clean figure of 346 pounds, best on the team ... can do 75 situps in 60 seconds, tied for eighth best on the team ... played in 11 of the 12 games as a rookie, with four starts.

In 1984: Sited by Coach Ford in the last scrimmage for his outstanding performance ... red-shirted the 1984 season ... excellent trap-blocker who was listed as a third-team left tackle heading into the fall, but he moved up swiftly with more experience ... played well in practice ... as a red-shirt, he earned spot on travel squads many times for his fine efforts in practice ... Delulius, Nunamacher and Bak are three outstanding red-shirted sophomores who eventually will be top-flight tackles for the Tigers ... from a fine athletic family, his brother, Dino, is a senior and three-year letterman at Middle Tennessee State.

In High School: A versatile athlete at Penn Hills High School ... played tight end, defensive tackle, kicked field goals and extra points, and also punted ... averaged 43 yards per punt ... the **Pittsburgh Press** named him to their all-state list and their listing of Ones to Watch ... a two-time letter-winner in football and basketball ... member of the Pennsylvania "Big 33" all-star team ... all-conference in the East Conference for coach Roy Kasmaikis ... majoring in financial management at Clemson ... born 11/19/66 in Pittsburgh, PA.

MARK WALTER (MARK) DRAG
6-4, 250, *Sophomore, MG, 1VL
Charlotte, NC

85



At Clemson: Tied for third on the team in tackles for loss with six, four of them came against N.C. State ... had by far his best game in that contest with nine tackles and four tackles for loss, two of which were sacks ... did all that in just 22 plays of action ... had six tackles including a tackle behind the line of scrimmage at South Carolina ... showed improvement over the course of the season ... second to Chavous in tackles for loss among the freshman defensive linemen ... had seven tackles at Duke and that was his first outstanding game

of the season ... played in every game, but did not make a tackle in the first two ... consistent player who averaged four tackles a game over the last 10 games of the year ... averaged 25 plays per game ... had his best game in terms of film grade against Wake Forest when he graded at 80 percent, had four tackles and recovered a fumble ... named Most Improved Defensive Lineman this past spring ... runs the 40 in 4.90 ... will battle Brian Raber for starting middle guard slot this

fall ... bench presses 340 pounds ... has a 850 pound leg press, tied for fourth on the team ... his power clean of 329 pounds is seventh best on the team.

In 1984: Red-shirted freshman middle guard that year ... starter most of the 1985 spring at middle guard, he and Raymond Chavous again give Clemson the one-two punch at middle guard like William Perry and William Devane did a few years back ... started for the victorious Orange team in the Spring Game and had three tackles ... a fierce competitor who is not as bulky as previous Clemson middle guards, he relies more on quickness.

In High School: A co-captain in the Shrine Bowl game ... also participated in the East/West game ... a two-time all-conference selection at both offensive and defensive tackle ... an all-state selection at offensive tackle ... All-South at defensive tackle ... as a junior he was named all-county and honorable mention all-state on defense ... a standout at West Mecklenburg High School in football, basketball, track and wrestling as he lettered in all four sports ... majoring in industrial education at Clemson ... born 2/21/66 in Wichita, KS.

CAREER STATISTICS

Year	GP-GS	Tot	Hits	Ast	TL-Yds	Sacks	CF-RF
1985	12-1	46	26	20	6-28	2-24	0-1

JAMES NATHANIEL (JAMES) EARLE
6-5, 215, Junior, OLB, 2VL
Easley, SC

9



At Clemson: Despite starting only three games, Earle was ninth on the team in tackles with 65 ... played both defensive end positions last season after working as a strong safety as a freshman ... had his best game against North Carolina when he led the Tigers in tackles with 10 and graded at 83 percent ... in for 44 plays and had a tackle for loss of two yards ... also started the Georgia game and blocked a punt in addition to picking up six tackles ... had eight stops against Georgia Tech and Virginia in reserve roles ... had an 86

percent film grade against Duke for his best grade of the season ... also had six tackles in that game ... in for 372 plays for the season, most for a non-starter ... had an excellent spring of 1986, he was named Most Improved Defensive End and cited as having given the most outstanding effort on the entire defense ... listed as co-starter with Michael Dean Perry at strongside linebacker this fall ... had six tackles and a tackle for loss in Spring Game.

In 1984: Letterwinner at safety ... moved up to bandit end position in his sophomore year ... outstanding all-around athlete who came to Clemson as a quarterback ... following in the footsteps of Andy Headen in moving from quarterback to secondary to the bandit end, he even wears the same number Headen wore as a sophomore ... one of only two first-year freshmen to letter in 1984 ... got his career off to a good start with a diving interception at Virginia ... saw limited action in the secondary, but was a solid member of the special teams ... had a high of two tackles, both first hits in the Maryland game ... listed as second-team bandit end behind Terence Mack heading into the 1985 fall ... played in every game in 1984 and had eight stops, most of those were with the special teams ... only first-year freshman in 1984 to play in every game.

In High School: Led the Easley High School Green Wave to the finals in the South Carolina upstate playoffs ... passed for 1,338 yards and 10 touchdowns as a senior ... has a wide base of versatility as he played five different positions, (tight end, wide receiver, quarterback, strong safety and free safety) ... a play-action quarterback for coach Larry Bagwell ... a versatile athlete as he was all-state in football and basketball as a senior ... a Shrine Bowl participant ... as a sophomore he was an all-conference and All-Pickens County selection at defen-

*Denotes red-shirted one season.


sive back ... all-region and All-Pickens County in his final two seasons at quarterback ... team captain for two seasons ... team MVP ... a three-sport letterwinner, earning three monograms in football, basketball and two in track ... averaged more than 20 points per game in basketball and finished in the top 10 in the state in individual scoring ... majoring in science technology at Clemson ... born 3/26/66 in Easley, SC.

CAREER STATISTICS

Year	GP-GS	Tot	Hits	Ast	TL-Yds	PBU's	Int-Yds
1984	11-0	8	6	2	0-0	1	1-0
1985	12-3	65	27	38	3-5	2	0-0
TOTALS	23-3	73	33	40	3-5	3	1-0

SCOTT LaRAY ENZOR
6-1, 225, *Junior, LB, 1VL
Green Sea, SC

64



At Clemson: Played in seven games last year, mostly seeing action on the special teams and once as a reserve linebacker ... is listed second-team at the wide linebacker slot heading into the fall, he had an excellent spring workout at that position ... in fact he was recipient of the Carlon Box Spring Defensive Award, given to the top walk-on player in spring drills ... playing for the victorious white team, he was credited with a team high eight tackles in the Spring Game ... had outstanding performances in the spring scrimmages, including one

outing in which he made 16 stops ... in another scrimmage he had five solo hits, one assist and stopped a runner for a loss of yardage ... excellent student who posted a 3.66 grade point ratio this past spring and was named to the school's dean's list ... has turned in a 5.26 time in the 40-yard dash ... he worked extremely hard in this past winter's conditioning program and the effort paid off as he ranked in the top two at his position in the bench press (315), leg sled (740) and power clean (285).

In High School: All-conference in football in 1981 and 1982 at Green Sea Floyds High School ... played for coach Rusty Holt ... an All-Area Sun News selection as a senior ... earned a total of nine varsity letters in three different sports ... was prep MVP for baseball squad in 1980 and earned all-conference honors for his play on the diamond in 1982 ... played two years of varsity basketball ... majoring in secondary education at Clemson ... born 2/12/64 in Mullins, SC.

ROBERT STEPHEN (BOB) FERRENCE
6-1, 265, *Freshman, OG
Baden, PA

55



At Clemson: Red-shirted 1985 season ... worked at guard and tackle last fall ... listed as third-team left guard heading into this fall ... has a fine 810 figure in the leg sled, 11th best on the team ... runs the 40 in 5.35 ... bench presses 315 pounds ... second biggest guard in terms of weight on the team.

In High School: Came to Clemson along with teammate Gary Cooper from Ambridge High where they starred on the gridiron for Frank Antonini ... a *Scholastic Coach* honorable mention All-America prep football player ... **USA**

Today honorable mention All-American team ... member of numerous all-star teams, including all-state offense and **Pittsburgh Press** all-state defense, **Beaver County Times** Top 22 ... an outstanding two-


way performer who played on the 1981 W.P.I.A.L. Section 1-AAA Championship team ... took first place for highest total lift of 1250 pounds in 1984 MAC Conference powerlift competition ... selected first-team all-defense on **Pittsburgh Post Gazette** squad ... majoring in sociology ... born 4/1/67 in Sewickley, PA.

TERRENCE FLAGLER—See page 33

KENNY FLOWERS—See page 34

MICHAEL ANGELO (ANGELO) FOX
6-2, 295, Freshman, OT
Sanford, NC

73



At Clemson: Red-shirt freshman who switched from defense to offensive tackle in '86 spring ... listed second string at right tackle behind Frank Deluliis heading into the fall ... should see plenty of action for the Tigers this season ... started at right tackle for the Orange team in the Spring Game ... at 290 pounds he is the biggest lineman on the club and has slimmed down from a high of 314 a year ago ... his time in the 40 has improved .43 seconds down to 5.23 ... hard work in the weight room this past spring paid off as he increased his

strength and won two of three of the major lifts at his position ... benched pressed 340.


In High School: A three-sport star while at Lee County ... coached by John Green ... selected most valuable player for prep squad ... also chosen North Carolina Athlete-of-the-Week his senior campaign ... played on East-West all-star team ... earned four letters in track, three in football and one in basketball ... as a junior he set school mark in shot put with a toss of 53 feet ... born 7/7/67 in Sanford, NC.

College Breakdown of 1985 NFL Opening Day Rosters

1. So. California	43
2. Penn State	30
3. UCLA	27
4. Alabama	24
Michigan	24
Texas	24
7. Pittsburgh	23
Washington	23
9. Miami	22
10. Arizona State	21
11. Florida	20
Nebraska	20
Tennessee	20
Texas A&M	20
15. Clemson	19
16. Auburn	18
17. Notre Dame	17
Wisconsin	17
19. Baylor	15
Louisiana State	15
North Carolina	15
Ohio State	15
Purdue	15

CLAY MASTERS (CLAY) GILSTRAP
6-1, 188, *Junior, BAN
Smyrna, GA

37



At Clemson: Listed as a reserve bandit end off a fine spring practice ... had a great Spring Game with 11 tackles, including nine first hits ... saw limited action in five games last season ... had both tackles against N.C. State in six plays of action ... played on special teams in his other four appearances.


In 1984: Reserve bandit end who red-shirted 1984 and still has two years to play ... listed as a third-team bandit end coming into the fall of 1985 ... had six tackles for the Orange team in the 1985 Spring Game, the fifth best tackle total

for the victorious team in the contest ... red-shirted the 1984 season, he came to Clemson in the fall of 1983 and made the club as a walk-on.

In High School: All-County choice at Campbell High School in Smyrna, GA ... played for John Allison and was named the most valuable player of the team his senior season ... earned three letters in football ... won sub-regional championship his senior season at Campbell ... has a cousin, Bennie Galloway, who played football at South Carolina between 1973 and 1976 ... father currently works for Delta Airlines ... majoring in administrative management at Clemson ... born 6/30/65 in Smyrna, GA.

TYLER HART (TY) GRANGER
6-7, 260, *Sophomore, OT, 1VL
Easley, SC

71



At Clemson: Won academic achievement award this past spring, he has a career GPA of 3.3 ... made the dean's list his freshman year ... played on defense for 10 games last year, but moved to offensive tackle this past spring ... second-team left tackle heading into this fall ... has top leg-sled figure on the team at 927 pounds, only two players on team are over 900 pounds ... also has second best power clean at 341 pounds ... bench presses 335 pounds ... reserve defensive tackle on the right side behind Dwayne Meadows in 1985 ... played in

10 of the 12 games last season, he missed only the Virginia Tech and Virginia games ... had his best game against N.C. State when he had three tackles on 44 plays ... also had two tackles, including a sack, against Wake Forest ... averaged 18 plays a game over the last five contests of the season ... tallest sophomore on the Clemson team, he runs the 40 in 5.01.

In 1984: Red-shirted freshman defensive tackle ... listed as a third team left tackle heading into the fall drills ... had the only fumble recovery for the Orange team in 1985 Spring Game.


In High School: Played for Coach Bill Isaacs, father of former Tiger strong safety Mike Isaacs, at nearby Pickens High School ... earned three letters in football and two in track ... during his sophomore season helped Pickens to the conference championship ... led his squad to the first round of the 4A playoffs in his last two seasons ... participated in the Shrine Bowl ... Jefferson Broadcasting selected him to their all-state squad ... majoring in accounting at Clemson ... had a 3.0 GPA for the 1985-86 academic year and has been on academic honor roll both of his years at Clemson so far ... had a 3.57 GPA for 1984-85 ... born 2/16/66 in Greenville, SC.

CAREER STATISTICS

Year	GP-GS	Tot	Hits	Ast	TL-Yds	Sacks	PBU
1985	10-0	8	4	4	1-7	1-7	0

STEVE BROADUS (STEVE) GRIFFIN
5-10, 185, *Senior, TB, 3VL
Charlotte, NC

44



At Clemson: Talented back who returned home to tailback this past spring ... worked on special teams in all 12 games last year and in the secondary as a reserve cornerback in three games ... in for 20 plays against N.C. State for his longest stint of the year ... had 11 carries for 39 yards in 1986 Spring Game ... also caught two passes in the game ... third-team tailback coming into the fall ... runs the 40 in 4.42, third best on the team ... with injury to Kenny Flowers, Griffin was most consistent runner this past spring ... had 58 carries for exactly

300 yards in four spring scrimmages, so it did not take him long to return to his old form ... could also be a kickoff return man next year.

In 1984: Clemson's number-three rusher ... had a fine year running the football as he averaged five yards a carry and scored five touchdowns ... had his finest game against Duke when he had 85 yards in five carries and a touchdown ... the touchdown was a 60-yard jaunt, longest run of the season for the Tigers ... also had excellent games against Virginia and Wake Forest ... had 16 attempts for 67 yards at Charlottesville and 10 for 53 against Wake Forest ... led Clemson in rushing in just the Wake Forest game with those 53 yards ... scored his five touchdowns in five different games, one came in the South Carolina contest ... also scored against Appalachian State, Georgia Tech, Duke and N.C. State ... got his only start of the season against Virginia Tech, he earned it with fine performance against Wake Forest ... bench presses 300 pounds.

In 1983: Talented tailback who red-shirted 1983 season ... named the outstanding player in Clemson spring practice ... in 1984 spring he ran well in almost every scrimmage ... had over 100 yards in three of the scrimmages ... decision to red-shirt came just prior to 1983 season ... was relatively injury-free during his off year.

In 1982: Served as a reserve running back in 10 games ... carried the ball in six of the 10 games he played in ... had his best outing against Duke when he had six carries for 29 yards ... had six carries for 24 yards the week before at Virginia ... picked up 19 yards in three carries against South Carolina in the final home game ... led the team in kick-off returns with 172 yards in nine returns, almost a 20-yard average.

In High School: Named to both the Adidas and the Prep All-American squads ... voted North Carolina Player-of-the-Year as a senior ... selected to play in the East/West All-Star as well as the Shrine Bowl games ... an all-county selection ... his team won the state 4-A championship his last season ... gained over 2,000 yards rushing and 29 TDs his last season ... a three-sport letterwinner while in high school, football, basketball and track ... majoring in administrative management ... born 12/17/63 in Charlotte, NC.

CAREER STATISTICS

Year	Rushing									
	GP-GS	Att.	Yds	Avg	TD	LG	KOR	Yds	Avg	LG
1982	10-0	19	71	3.7	0	13	9	172	19.1	32
1984	11-1	71	355	5.0	5	60	1	16	16.0	16
TOTALS	21-1	90	426	4.7	5	60	10	188	18.8	32

Year	Defense					
	GP-GS	Tot	Hits	Ast	PR-Yds	
1985	12-0	5	3	2	1-11	

*Denotes red-shirted one season.



Steve Griffin had a 60-yard run against Duke in 1984. Longest by a Tiger over the last three years.

GRIFFIN GAME BY GAME

Oppn	1982		Oppn	1984	
	TC	Yds-TD		TC	Yds-TD
Georgia	DNP		APP State	6	32-1
Boston Col.	1-1-0		Virginia	16	67-0
W. Carolina	2-0-0		Georgia	2	3-0
Kentucky	0-0-0		Georgia Tech	6	35-1
Virginia	6-24-0		N. Carolina	2	4-0
Duke	6-29-0		Duke	5	85-1
N.C. State	0-0-0		N.C. State	11	39-1
N. Carolina	0-0-0		Wake Forest	10	53-0
Maryland	0-0-0		Virginia Tech	6	12-0
S. Carolina	3-19-0		Maryland	2	3-0
Wake Forest	1-0-0		S. Carolina	5	22-1

Note: Red-shirted in 1983, played defense in 1985.

TYLER RANDOLPH (TYLER) GRIMES
5-8, 180, *Sophomore, CB
Westminster, SC

18



At Clemson: Third-team cornerback who had a fine spring ... had four tackles in the Spring Game ... got into N.C. State game last year for his only varsity appearance so far ... has team's sixth best chinup figure at 21.


In 1984: Red-shirted freshman walk-on who was a third-team cornerback heading into the fall ... had a tackle for the White team in the Spring Game ... runs the 40 in 4.66, one of the best times among the secondary players ... at only 5-8, he still can bench press 265 pounds ... sat out 1984, but practiced with the

varsity.

In High School: Anderson Touchdown Club most valuable offensive player as a senior in high school ... also his team's most valuable player in track ... set school records in the 100 and 400 meter runs ... all-conference in football and his team's top ground gainer his senior season ... a North-South All-Star his senior season for Tom Jordan at Westminster High ... majoring in industrial education at Clemson ... born 1/18/66 in Seneca, SC.

JAMES CARLOS (J.C.) HARPER
6-5, 260, *Sophomore, DT, 1VL
Clemson, SC

68



At Clemson: Only player on Clemson team coached by his father ... moved to defensive line from offensive line last year ... played more and more as the year went on ... had a high of 21 plays against Wake Forest ... saw action in the line for double figure amounts of plays in each of the last six games ... reserve defensive end heading into the fall ... runs the 40 in 5.15 and bench presses 285 pounds.

In 1984: Red-shirted freshman offensive tackle ... sat out 1984 season as an offensive lineman, he gained valuable

experience that spring when many injuries hit the offensive line ... his father, Clemson Defensive Coordinator and Assistant Head Coach Tom Harper, played college football for Bear Bryant at Kentucky in the mid-fifties.

In High School: An outstanding player right in the Tigers' den as he came to Clemson by way of Daniel High School in Clemson ... pulled off a double-triple as he lettered two years in three different sports (football, basketball and track) ... recipient of the best blocker award at Daniel High School which is traditionally given to the most outstanding offensive lineman ... an all-county, all-conference, all-area and all-state selection ... played in the Shrine Bowl game ... majoring in administrative management at Clemson ... born 12/13/65 in Lexington, KY.

CAREER STATISTICS

Year	GP-GS	Tot	Hits	Ast	TL-Yds	PBU
1985	7-0	3	2	1	0-0	0

WAYNE EDWARD (WAYNE) HARPS
6-2, 200, *Freshman, FS
Griffin, GA

16



At Clemson: Third-team free safety heading into the fall ... red-shirted 1985 season ... suited up for many games, including road contests ... had four tackles from free safety slot in Spring Game ... he and Perry Williams are the tallest defensive backs on the club ... bench presses 300 pounds and runs the 40 in 4.67.

In High School: First-team Class 4A all-state in Georgia ... member of Georgia North-South all-star team, Georgia-Florida all-star squad and the All-South team ... honored as team MVP as a senior ... served as team captain in foot-

ball and basketball at Griffin High School ... coached on the gridiron by Lloyd Bohannon ... listed among **Atlanta Constitution's** Top 20 Georgia football prospects ... mentioned on the **All-USA Today** honorable mention squad ... selected MVP of Region 6A in football ... led Griffin High to '82 and '84 regional title in football ... a three-sport star who pulled off triple double by collecting letters in football (3), basketball (2) and track (2) ... member of '84 one-mile relay team that captured region and state crowns ... cousin, Padaric McCrary, played football for Clark College from 1981-85 ... attended Georgia American Legion Boys State ... majoring in administrative management ... born 12/2/66 in Griffin, GA.

REGINALD BERNARD (REGGIE) HARRIS
6-0, 205, *Freshman, TB
Gaffney, SC

24




At Clemson: Converted to tailback this past spring after red-shirting 1985 as a defensive back ... played at both running back slots during the spring and in the Spring Game ... runs the 40 in 4.66 ... had one rush for one yard and caught a pass for five yards in the Spring Game.

In High School: All-State performer who played for A.L. Curtis at Gaffney Senior High School ... selected prep team's offensive player of the year in 1984 ... also awarded offensive captain honor in 1984 ... played in '84 Shrine

Bowl and named to 4-A all-region squad ... three-time letterwinner in football and two-time monogram winner in track ... helped Gaffney High to the '83 Upper-State Championship and state runner-up finish in '83 ... member of 1981 Upper-State champion, state runner-up team and region II 4-A state championship squad ... majoring in liberal arts ... born 4/23/67 in Cherokee County, SC.

JOE ARTHUR (JOEY) HAYNES
6-5, 240, *Sophomore, OG
Hendersonville, NC

67



At Clemson: One of the young offensive linemen who will have to come through this fall ... did not play in a game as a freshman at guard ... played at guard and tackle last year, but was at guard most of this past spring ... played at guard in the Spring Game ... runs the 40 in 5.02 and bench presses 290 pounds.

In 1984: The quickest offensive tackle on the Clemson team in terms of time in the 40, he posted a 4.80 figure in spring of 1985 ... red-shirted freshman at offensive tackle in 1984 ... missed quite a bit

of time due to injury in Spring of 1985 ... gained experience in practice last year and he dressed for some games.


In High School: Earned three letters in football and basketball and he was a four-time MVP ... earned most valuable player honors his junior and senior seasons in both football and basketball ... also won the outstanding offensive lineman award at East Henderson High School in 1983 and 1984 ... named the school's outstanding male athlete of the 1983-84 academic year ... president of the FCA chapter for three years of high school ... played for Roy Carter and was chosen A-1 county and All-Western North Carolina all-star his senior year ... chosen to Southern Football's preseason Elite Eleven Team in 1983 ... a three-time all-conference and all-county choice in basketball ... majoring in industrial education at Clemson ... born 1/12/65 in Hendersonville, NC.

ITEMS OF INTEREST

Clemson has been one of the most consistent teams in the nation in terms of scoring offense over the last few years, or since Danny Ford has been at Clemson. Clemson scored at least 17 points in eight of 12 games last year and has now scored at least 15 points in 40 of the last 44 games. Clemson was not held under 15 points between the opener of the 1982 season when Georgia stopped Clemson 13-7 in Athens and last year's Georgia game, 33 games in a row. Maryland is the last team to hold Clemson without a point, a 19-0 Terp win in 1979. Since Danny Ford has been at Clemson his Tigers have scored in double figures in 75 of 81 games and have scored at least 20 points in 50 games.

NORMAN HARRISON (NORMAN) HAYNES
5-10, 205, *Sophomore, LB, 1VL
Athens, GA

14



At Clemson: Might have been most improved player on the team this past spring ... named Biggest Surprise Award winner this past spring ... had an incredible 18 tackles in the Spring Game to lead everyone in tackles ... moved to linebacker this past spring and is a quick hitter ... tied for second on the team in situps, he can do 80 in a 60-second period ... listed as reserve linebacker entering the fall ... played in 11 games total, 10 on special teams only ... got into N.C. State game as strong safety ... had a PBU in that game

... earned a letter as a reserve and for his fine special teams play ... runs 40 in 4.58, best among linebackers ... bench presses 315 pounds.

In 1984: Another in a list of fine all-around athletes to come to Clemson from Athens, GA ... attended Cedar Shoals High, the same school that sent Homer Jordan and Ty Davis to Clemson ... number-two strong safety behind veteran Kenny Danforth heading into the fall of 1985 ... had a fine 1985 spring, he had the third most tackles among secondary players with 19 in the five scrimmages he played ... started for the White team in the Spring Game and had four tackles ... red-shirted 1984 season, so he still has three years to play at Clemson.


In High School: Recipient of the four-year letterman award at Cedar Shoals High School in Athens, GA ... captain and MVP of his prep team ... participated in the Georgia North/South All-Star game ... a three-sport letterwinner (football, basketball and track) ... led Coach John Waters' team to the finals of the region championship ... majoring in industrial education at Clemson ... born 2/2/66 in Athens, GA.

CAREER STATISTICS

Year	GP-GS	Tot	Hits	Ast	TL-Yds	PBUs
1985	11-0	6	1	5	0-0	1

RICARDO A. (RICARDO) HOOPER
5-9, 171, *Sophomore, SE
Atlanta, GA

26



At Clemson: Third-team split end heading into the fall, who has yet to play in a varsity game at Clemson ... had a tremendous spring session in which he was awarded the Carlon Box Offense Honor for the top walk-on player in spring drills ... he caught two passes in a late March scrimmage, one that went for 17 yards and another for 13 yards ... also caught an 11-yard pass in the team's final scrimmage prior to the Orange and White contest ... saw plenty of action in the Spring Game ... one of the squad's leading performers in the classroom as well, he

posted a 3.25 grade point ratio in political science for the 1986 spring semester ... a versatile athlete who figured among the top 10 on the entire squad with a vertical leap of 32 inches and in chin repetitions (17) ... runs the 40 in 4.62 and bench presses 245.

In High School: Was a multi-sport star, earning six letters in three different sports at Fulton High ... chosen most valuable offensive football player in 1983 and was twice MVP in baseball ... helped prep team to a pair of Region 6 AAA Championships on the gridiron ... lost just one regular season football game in 20 regular season games his final

two seasons as a prepster ... team was undefeated in 10 outings senior year ... member of state and regional runner-up basketball team in 1984 ... majoring in political science at Clemson ... born 8/16/66 in Atlanta, GA.

MARK ALLAN (MARK) INGE
6-4, 235, *Freshman, OG
Matthews, NC

51




At Clemson: Red-shirted guard who has physical tools to be a starter very soon at Clemson ... has a 815 pound leg sled figure, tied for ninth best on the team ... came to Clemson as a linebacker, but moved to guard this past spring ... listed as a reserve behind John Jansen heading into the fall ... runs the 40 in 5.00 and bench presses 320 pounds.

In High School: Prep All-American who played both ways under Hershey Hipps at Sun Valley High School ... member of North Carolina Shrine Bowl team and East-West All-Star squad ... won three varsity letters each in football and track ... recipient of team MVP and two-time Golden Helmet Award winner ... selected to Greensboro News and WBT radio all-state teams ... All-Union county in football and All-South Piedmont in track ... named Sun Valley's most improved in track and field events ... placed third in javelin throw at '83 National Junior Olympics ... set the North Carolina state Junior Olympic javelin record ... had outstanding senior campaign statistically as he rushed 96 times for 498 yards and nine touchdowns ... recorded a 39-yard punting average, with his longest punt a 63-yarder ... he completed six of 12 passes for 140 yards, throwing a 54-yard TD strike on one occasion ... defensively, he registered 120 stops, six QB sacks and had four fumble recoveries, four interceptions and three blocked PATs ... his best single-game performance included 18 tackles, two fumble recoveries, two QB sacks and 75 yards rushing ... majoring in financial management ... born 7/23/67 in Salisbury, NC.

KEITH D. (KEITH) INGRAM
6-0, 220, *Freshman, LB
Linden, NJ

98




At Clemson: Red-shirted the 1985 season as a linebacker, he has strength to help the Tigers ... has second best 40 time among linebackers on the team ... played as a reserve in Spring Game and made two tackles ... runs the 40 in 4.77 and has a bench press figure of 345, third best among the linebackers.

In High School: Highly touted all-around athlete from Linden High School in New Jersey ... coached on the gridiron by Joseph Martino ... garnered two letters in football, three in track ... named to numerous all-star teams, including first-team All-Metro, All-Union, and third-team all-state ... participated in '85 New Jersey Interscholastic Coaches Association North vs. South All-Star Classic played at Rutgers Stadium ... registered 75 solo hits, 54 assisted stops and had 20 quarterback sacks as a senior ... also played running back where he rushed 88 times, picked up 522 yards and scored three touchdowns for Linden High ... majoring in administrative management ... born 5/12/67 in Elizabeth, NJ.

*Denotes red-shirted one season.

JOHN ANTHONY (JOHN) JANSEN
6-5, 255, *Junior, OG, 2VL
Conyers, GA

54



At Clemson: Named Most Improved Offensive Lineman last spring ... tied for sixth in bench press on the team with 385 figure ... listed as starting offensive guard heading into the fall ... had 3.60 GPA in fall semester last season, best on the team ... played in five games last year as a reserve guard ... saw 20 plays of action and had 75 percent grade against Georgia Tech ... also played against Georgia, Kentucky and N.C. State ... ran 40 in 5.11 this past spring, he has done a 4.81 ... has put on 15 pounds in last year and has improved

strength level ... has played in 14 games in his career altogether.


In 1984: Letterwinner at defensive tackle in 1984 who moved to offensive guard in 1985 ... third-team offensive guard coming into the 1985 season ... played in nine games in 1984 and made eight tackles, five of which were first hits ... had one sack that came in his first varsity game against Appalachian State ... wore number-96 that year, he has been switched to 54 ... had a season-high three tackles against Wake Forest, and one other stop in each of five games.

In 1983: Another of the many freshmen who were red-shirted in 1983 ... listed as the third-string left defensive tackle after the spring workouts ... ranked seventh in total strength among the linemen with an overall total of 1330 pounds ... started at left tackle for the White team in the Spring Game and had two first hits and a fumble recovery.

In High School: Recipient of a National Football Foundation Scholar-Athlete Award ... also received the Robert Reid Memorial Award which is given by his county to the outstanding student-athlete ... team captain and defensive MVP of his Heritage High School squad as a senior ... selected to the Atlanta Metro High School All-Star football squad during his final prep campaign ... a three-sport letterwinner as a prepster, three in football, two in wrestling and one in track ... majoring in recreation and park administration ... born 4/11/65 in Denver, CO.

KEITH O'NEAL (KEITH) JENNINGS
6-4, 225, Sophomore, WR, 1VL
Summerville, SC

46



At Clemson: Had his best outing of the year against Minnesota with three receptions for 41 yards and Clemson's only touchdown of the game ... score came on three-yard option pass from Stacey Driver ... had two catches against Virginia for 31 yards and one against Maryland for 17 yards ... played in every game last year with a high of 30 plays against Minnesota ... had four knockdown blocks in the game and graded out at 80 percent ... had a grade of 87 percent in 23 plays with three knockdowns against Duke ... in for 10

plays against South Carolina, but he did not catch a pass ... averaged 15.8 plays per game ... Tigers like to throw the ball to him over the middle to take advantage of his height and strength ... runs the 40 in 4.59 and bench presses 275 pounds ... listed as a co-starter at wide receiver with Ray Williams heading into the fall ... had four catches for 81 yards and a TD in Spring Game, TD was a 39-yard bomb off a flea-flicker play.

In High School: Prep All-American and member of South Carolina's victorious Shrine Bowl team ... four-year starter in Coach John McKissick's Summerville program ... listed on U.S. Army Reserve Junior All-Star team ... he is the brother of former Summerville and Furman running back Stanford Jennings, now with the Cincinnati Bengals in the

*Denotes red-shirted one season.

NFL ... all-state, All-Low Country, all-region and All-South ... selected the Low Country's Offensive Lineman-of-the-Year ... as a senior caught 42 aerals for 801 yards (19.1 yards-per-catch) and scored nine touchdowns during Summerville's march to a third straight 4A Division I state title ... caught a six-yard TD reception in a 113-yard performance in South Carolina's Shrine Bowl victory ... as a junior, he had 43 receptions for 959 yards (22.3 average) and eight touchdowns ... majoring in administration management ... born 5/19/66 in Summerville, SC.


CAREER STATISTICS

Year	GP-GS	Rec	Yds	Avg	TD	LG
1985	12-1	7	103	14.7	1	21

A.J. JOHNSON—See page 38

KEITH BERNARD (KEITH) JOHNSON
6-3, 215, *Freshman, BAN
Lithonia, GA

94




At Clemson: Red-shirted bandit end who began his career at Clemson as a linebacker ... runs the 40 in 4.74 so he has the quickness to cover backs out of the backfield ... should provide backup strength behind Terence Mack this fall, he is a player Clemson is counting on in the future ... has a bench press figure of 250 pounds ... has a 33-inch vertical jump, seventh best on the team.

In High School: Versatile four-sport star from Lithonia High School where he earned three football letters playing for Coach Phil Knight ... also picked up letters in basketball (3), baseball (2) and track (1) ... led '84 grid squad to regional title and 8-4-1 record ... overall three-year ledger was 25-10-2 ... 3A honorable mention all-state running back in '84 ... helped baseball team to sub-region championship in '84 and '85 ... named to state tournament all-star baseball team in '84 ... father, Walter Johnson, played football at Tuskegee Institute four years, 1962, 1964-66 ... member of NFL San Francisco 49ers for one year, St. Louis Cardinal organization for 1½ years ... majoring in industrial management ... born 9/19/67 in Dayton, OH.

TRACY ILLYA (TRACY) JOHNSON
6-0, 227, Sophomore, FB, 1VL
Kannapolis, NC

42



At Clemson: Sophomore who was fourth on the team in rushing last year and was the leading fullback rusher ... played in just nine games, he started two, as an injury limited his playing time ... had his best game against Kentucky in terms of total yardage with 12 rushes for 55 yards ... had his best all-around game against Maryland as he scored his first college touchdown and had nine rushes for 48 yards ... the touchdown put Clemson ahead in the third period ... carried the ball in eight of the nine games he played ... had five carries for

19 yards in the season finale at South Carolina ... in for 180 plays in his nine games last year, 20 a game ... graded out at 98 percent for his 40 plays against Kentucky ... runs the 40 in 4.78 and bench presses 350 pounds, best among fullbacks and second best among all backs ... his leg sled lift of 830 pounds is tied for seventh best on the team ... listed as backup fullback behind Chris Lancaster heading into

the fall ... leading rusher in the Spring Game with 22 carries for 104 yards and a TD.


In High School: Honorable mention All-American from A.L. Brown High School ... joins high school teammate James Lott in the Tiger program ... helped Brown under the guidance of Bob Boswell to a 13-1 record and conference crown in '84, as well as Western North Carolina football championship ... advanced to state finals and finished runner-up ... named all-state, all-county and all-conference three straight years ... he was also a member of the **Sporting News'** Top 100 list ... selected most valuable back two straight years at Brown ... lettered in football and track ... he posted impressive stats on either side of the line his last season with 125 tackles and five interceptions on defense ... he accounted for 800 yards on 100 rushing attempts and scored 25 touchdowns as a tailback ... majoring in administrative management ... born 11/29/66 in Cabarrus County, NC.

CAREER STATISTICS

Year	GP-GS	Att	Yds	Avg	TD	LG	Rec	Yds	TD
1985	9-2	39	197	5.1	1	22	2	24	0

JOHN MICHAEL (MIKE) JOLLAY
6-2, 220, *Senior, LB, 1VL
Tucker, GA

92



At Clemson: Had his best spring since coming to Clemson, he had seven tackles in the Spring Game ... listed as second team linebacker heading into the fall ... quick linebacker who must show leadership ... only senior among the linebacker group ... runs the 40 in 4.98 and bench presses 280 pounds ... played in five games with special teams and saw action in three contests at linebacker for 19 plays ... had 86 percent film grade against N.C. State.

In 1984: Played in three contests, but he did not letter ... made one tackle, that

came against Wake Forest ... did not get into a game with the 1983 team ... should help the Tigers in the special teams area ... listed as a third-team strongside linebacker behind Henry Walls coming into the fall of 1985.

In 1983: Provided backup strength at linebacker in 1983 ... did not see any time with the varsity, but had a good spring ... Chuckie Richardson's backup in the spring of 1984.

In 1982: Linebacker who red-shirted in 1982 ... one of six linebackers who red-shirted 1982 season ... had a solid spring and made three tackles in the 1983 Spring Game.

In High School: Named to the DeKalb County all-star squad ... for the 1981 season he was selected as the county's Defensive Player-of-the-Year ... voted most valuable player as well as most valuable defensive back during his senior campaign ... during four weeks of his final prep season he was selected as the DeKalb County Defensive Player-of-the-Week ... had 69 tackles, two interceptions, and two fumble recoveries that season ... a three-sport letterwinner at Shamrock High School in football, wrestling and track ... majoring in administrative management ... born 1/4/64 in Atlanta, GA.

CAREER STATISTICS

Year	GP-GS	Tot	Hits	Ast	TL-Yds	Sacks	CF-RF
1984	3-0	1	1	0	0-0	0-0	0-0
1985	8-0	1	0	1	0-0	0-0	0-0
TOTALS	11-0	2	1	1	0-0	0-0	0-0

*Denotes red-shirted one season.

THOMAS JOE (JOE) KEASLER
6-3, 250, *Freshman, OG
Greensboro, NC

69



At Clemson: Red-shirted freshman who will serve as a reserve offensive guard ... saw action there this past spring ... should provide backup strength behind Jeff Bak on right side ... runs the 40 in 5.3 and has a 310-pound bench press figure.

In High School: Helped Page High School to a three-year record of 38-3-1 while playing for Marion Kirby ... helped Page to North Carolina state 4A Championship in '83 and '84 ... teamed with South Carolina quarterback Todd Ellis in high school ... earned Central Pied-

mont 4A All-Conference, All-Guilford, and all-state recognition ... selected Page High's best blocker in '84 and '85 ... member of state runner-up squad in '82 and Central Piedmont Championship squads in '83 and '84 ... posted highest average grade among offensive linemen with an average score of 87 percent ... turned in team high 95 percent grade in High Point Central outing ... a three-year football letterwinner as a prepster ... majoring in administrative management ... born 1/20/67 in Walhalla, SC.

CHRISTOPHER SCOTT (CHRIS) LANCASTER
6-1, 235, Sophomore, FB, 1VL
Mableton, GA

49



At Clemson: One of the top blocking backs at Clemson in recent years ... should be Clemson's starting fullback this year off a great spring ... did not play in 1986 Spring Game but had some outstanding scrimmages before thigh bruise held him out the last week ... had 12 carries for 77 yards to lead all ballcarriers in March 26 scrimmage ... played 310 snaps last season, but carried the ball just eight times for 19 yards ... when he was in the game he was usually leading Kenny Flowers around end or through the line of scrimmage ... played

in eight games, the last eight of the year, and graded in the eighties or nineties in every game but one ... had a 90 grade for the South Carolina game on 31 plays, his top grade of the year ... had five carries for 11 yards against Duke for his most carries in a game ... did not rush the ball from scrimmage since the Duke game, he played 255 straight plays without carrying the ball to end the season ... but he had some excellent blocks and he was a reason the Clemson running attack flourished over the last seven weeks of the regular season ... was supposed to be red-shirted, but injuries forced him into the lineup early and he went from red-shirt status to starting in two weeks ... played 47 plays against Virginia in the season's fifth game after not playing a snap in the first four outings ... did not even make home travel squad for the Georgia game and attended First Friday parade with the rest of the student body the night before the first home game ... named Most Improved Running Back and was the recipient of the "Headhunter Award" this past spring ... runs the 40 in 5.02 and bench presses 310 pounds ... attended a military school as a youth and has the short red crew-cut style of haircut.

In High School: Nine-time letterwinner in football (4), wrestling (2) and track (3) ... played football for Errol Bisso at Riverside Military Academy ... competed in non-classified region ... helped grid team to 7-2 record in final prep year ... named outstanding blocker three straight years ... also selected MVP last two seasons ... singled out as most improved player in '83 and '84 ... leading ball carrier in '83 and '84 ... saw action in eight games as a senior and picked up 736 yards on 161 carries for a 4.5 average ... scored 11 touchdowns for


Riverside ... was on the receiving end of nine passes for 127 yards or 11.8 yards-per-catch ... also served as team's outstanding long snapper ... majoring in administrative management ... born 5/8/67 in Ft. Yucker, AL.

CAREER STATISTICS

Year	GP-GS	Att	Yds	Avg	TD	LG
1985	8-5	8	19	2.4	0	5

JAMES PRESTON (JAMES) LOTT III
5-10, 170, *Freshman, CB
Kannapolis, NC

5



At Clemson: Had a fine Spring Game of 1986 with three first hits, a tackle for loss, a PBU, an interception and two kickoff returns for 50 yards ... red-shirted 1985 as a cornerback, he is second team behind Delton Hall coming into the fall ... runs the 40 in 4.54, ninth best on the team, giving Clemson a lot of speed on the right side ... Hall has 4.40 time, second best on the team ... fine all-around athlete, he can do 81 situps in 60 seconds, best on the team and best figure in the last two years.


In High School: One of two incoming

Tiger freshmen who played under Bob Boswell at A.L. Brown High School in Kannapolis, NC ... played Shrine Bowl and East/West All-Star games ... selected Cabarrus County Athlete-of-the-Year and SPC Player-of-the-Year ... three-sport star who won three letters in football and track and a pair of monograms in basketball ... a three-time all-conference performer in track and two-time all-conference honoree in football ... helped Brown to 13-1 record and state runner-up finish ... honorable mention all-state ... competed in long jump, 200-yard, 100-yard dash, and 400-relay at sectionals, regionals and state level ... came up with 78 steals and a 14.5 point-per-game average in final year of basketball ... elected president of Student Council ... majoring in industrial management ... born 1/8/67 in Concord, NC.

TERENCE MACK—See page 39

DORIAN MAURICE (DORIAN) MARIABLE
6-2, 235, *Freshman, LB
Spartanburg, SC

56



At Clemson: Another of Clemson's quick, young linebackers ... third-team weakside backer behind Duane Walker heading into the fall ... runs 40 in 4.75, second best among linebackers ... has best 10-yard time among linebackers at 1.55, he has fine lateral pursuit ... had five tackles in the Spring Game ... had a 63-yard interception return for a TD in March 29 scrimmage in which he showed his speed ... has a bench press figure of 315 pounds.


In High School: Selected as the 4A

Lineman-of-the-Year by the **Columbia State** ... named to Adidas All-American prep squad ... helped lead Spartanburg High to 12-2 record and runner-up finish to Summerville in Division I 4A state championship ... played for Allen Sitterle where he earned three letters in football and was named best hitter and most valuable defensive player ... listed among **Atlanta Constitution's** Top 30 Southeast prep stars ... joins former prep teammate Dwayne Meadows now at Clemson ... led high school grid team to three-year record of 31-10 and a pair of Upper State titles in his sophomore and junior seasons ... played for three regional championship squads ...

named all-state, all-region and all-area ... racked up the following career stats: six interceptions; 10 caused fumbles; seven recovered fumbles; five blocked punts; six touchdowns; 315 tackles, and 72 stops for negative yardage ... as a senior, he nabbed three interceptions and made 105 tackles ... an all-around athlete as he garnered two letters in basketball and three in track ... set the school record in the shot put ... majoring in industrial education ... born 9/17/67 in Brooklyn, NY.

RICHARD CHARLES (RICHARD) McCULLOUGH
6-6, 250, *Sophomore, DT, 1VL
Loris, SC

96



At Clemson: Young defensive tackle who missed the last six games due to a knee injury ... last played in the Duke contest when he was in for 28 plays and had three tackles ... had six tackles in each of the first two games, Virginia Tech and Georgia ... started the Georgia game when Dwayne Meadows was injured and had six tackles ... had at least two tackles in every game he played ... had a caused fumble against Virginia ... should challenge for starting slot in 1986 ... runs the 40 in 4.97 and bench presses 365 pounds ... listed as

backup right tackle behind Dwayne Meadows heading into the fall.

In 1984: Red-shirted 1984 season ... had more tackles than any of the freshman red-shirt defenders in spring practice ... had 20 tackles, including one behind the line in the scrimmages in Spring of 1985 ... has the quickness and strength to be a fine player for Clemson ... starter at defensive tackle for the White team in the 1985 Spring Game and was credited with four tackles ... listed as backup left tackle behind senior Steve Berlin heading into fall of 1985.

In High School: Led Loris High School to four consecutive conference championships during his prep career ... 1983 **Parade** high school All-American ... member of the **Sporting News'** Top 100 players in the nation ... one of the state's top defensive linemen in 1983 ... reaped all-state, all-area, all-conference and all-county honors ... selected as Lineman-of-the-Year in the area ... a four-time letterwinner in football ... also lettered in track ... played on the winning team in the Shrine Bowl as the South Carolina All-Stars defeated the North Carolina All-Stars ... majoring in industrial education at Clemson ... born 7/22/65 in Loris, SC.

CAREER STATISTICS

Year	GP-GS	Tot	Hits	Ast	TL-Yds	CF-RF
1985	6-1	26	16	10	0-0	1-0

ITEMS OF INTEREST

Times certainly change when it comes to football strategy. Between 1948 and 1955 the Clemson football team did not kick a field goal. That is right, seven straight years and part of another without one field goal. Over the last six years Clemson has kicked 106 field goals out of 138 attempts. Having Obed Ariri, Bob Paulling, Donald Igwebuikwe and David Treadwell around has been the major reason. Clemson is 106-138 since the 1980 season in the field goal department, a .768 figure. In 1984 Clemson was 17-18 in booting field goals, an all-time record for percentage in a season. Igwebuikwe kicked 16 of 17 for a .941 figure, the best percentage in America for kickers with more than 15 attempts. Paulling holds the career school record for percentage with 34 of 41 successful between 1979 and 1983, while Ariri made the most in a season and a career. The native of Nigeria was 63 of 97 for his career and 23 for 30 in 1980. He led the nation in field goals in 1980.

THOMAS WESLEY (WESLEY) McFADDEN
6-0, 190, Sophomore, SS, 1VL
Chester, SC

31



At Clemson: Reserve defensive back who has the highest vertical jump on the football team at 38½ inches, only two athletes on last year's Clemson basketball team had a higher mark ... won academic effort award for this past spring ... has the seventh fastest 40 time on the team at 4.50 ... backup right cornerback behind Delton Hall since the fourth game of the 1985 season ... had a season high five tackles against Wake Forest on 30 plays ... had his most action of the year against North Carolina when he was in for 37 plays and graded

at 92 percent ... had three tackles in that game ... did not play in the first game and the last game, but those were the only ones he missed all season ... at Kentucky he saw his first real action and was in for 23 plays and made four tackles ... had one pass deflection, it came in the N.C. State game ... in for 143 plays for the season, an average of 14 plays per game.

In High School: Two-time all-state performer for Jimmy (Moose) Wallace at Lewisville High School ... versatile athlete as he earned four varsity letters on the gridiron and three as a member of the track team ... member of the Shrine Bowl squad ... selected all-conference and All-Upper State three years ... helped lead Lewisville to Upper State title his final two years as a prepster ... honored as Back-of-the-Year three times ... led Lewisville to conference crown in '83 and '84 ... majoring in secondary education ... born 1/25/67 in Chester, SC.

CAREER STATISTICS

Year	GP-GS	Tot	Hits	Ast	TL-Yds	PBU
1985	10-0	20	8	12	0-0	1

PATRICK S. (PAT) McKENNY
6-2, 245, *Sophomore, MG, 1VL
Jacksonville, FL

74



At Clemson: Third-team middle guard heading into the season, but he will see more action than any third teamer on the squad ... quick player who runs 40 in 4.92 ... missed much of spring practice with back injury, he did not play in the Spring Game ... in for 196 plays for last season, about 15 per game ... ninth on the club in the leg sled with 815 pound figure, also has fine 309-pound figure in power clean ... had a high of six stops in back-to-back games against Duke and N.C. State ... had his first career sack against N.C. State and was

in for 27 plays overall ... saw his most action against Kentucky when he was in for 36 plays ... played in every contest ... also had five tackles in the Kentucky game ... had at least one tackle in every game but three.

In 1984: Red-shirted 1984 season, as the whole complement of freshman middle guards did that season ... had 18 stops, including 13 first hits in the spring scrimmages, the second best freshman total on the team ... played for the White team in the Spring Game and had two tackles.

In High School: The third straight Jacksonville Player-of-the-Year to sign with Clemson ... named Defensive Player-of-the-Year by the **Jacksonville Journal** ... had 81 solo tackles and 54 assists in 1983

*Denotes red-shirted one season.

... had 16 quarterback sacks, recovered five fumbles, and blocked three punts ... received nine letters at Robert E. Lee High School, three in football, three in track, two in weightlifting and one in wrestling ... led his prep squad to a perfect 10-0 season and the district championship ... a two-time all-conference selection and a first-team all-city choice ... his father, Charles, and uncle, Bill McKenny, played at Georgia during 1958-62 ... in 1959, the brothers teamed up with Auburn coach Pat Dye and Fran Tarkenton to lead Georgia to the SEC Championship ... in 1961, his uncle was named second-team All-SEC ... majoring in administrative management at Clemson ... born 7/22/65 in Athens, GA.


CAREER STATISTICS

Year	GP-GS	Tot	Hits	Ast	TL-Yds	Sacks	CF-RF
1985	12-0	34	18	16	3-18	2-15	0-0

DWAYNE MEADOWS—See page 40

OTIS (OTIS) MOORE, JR.
6-3, 250, *Freshman, DT
Augusta, GA

81



At Clemson: Red-shirted defensive end who is a third teamer coming into this season ... moved to inside lineman slot last spring ... put on 15 pounds to handle the position ... has a bench press figure of 340 pounds ... reserve behind Raymond Chavous ... runs the 40 in 5.0 ... had two tackles as defensive tackle in Spring Game.

In High School: Played at Westside High School for Donald Fendley ... played for two regional championship teams that posted two-year mark of 22-3 ... selected for North-South team in

Georgia ... named first-team all-CSRA as a junior and senior ... recipient of the Robert L. Banks Blocking Trophy ... a five-time letterwinner at Westside, including three monograms in football and two in varsity basketball ... majoring in industrial education ... born 4/26/67 in Augusta, GA.

CHRISTOPHER STEVEN (CHRIS) MOROCCO
6-2, 191, *Freshman, QB
Athens, GA

8



At Clemson: Put on a show in the fourth quarter of the 1986 Spring Game to leap into the quarterback picture ... hit 6 of 7 passes for 84 yards in fourth quarter and took his Orange team to two touchdowns ... hit Terrance Roulhac on a 36-yard touchdown pass ... Orange team scored 15 points in last 11 minutes under his leadership ... came to Clemson last August, then left two weeks into practice ... came back last January as a walk-on and re-earned his scholarship ... has fastest 40 time among quarterbacks at 4.77.

In High School: Son of legendary Georgia Bulldog Zippy Morocco ... selected to Georgia-Florida All-Star and Georgia All-Star teams ... named **Atlanta Journal Constitution** first-team all-state ... team captain and MVP as a senior at Clarke Central High ... member of Macon Super Seven ... helped Coach Bill Henderson and Clarke Central to 1983 region and district runner-up finish and 1984 district and state runner-up finish ... named best offensive back and most improved in

'83 ... singled out as best batter for prep baseball squad ... earned three varsity letters each in football and baseball ... career grid stats include 121 completed passes for 2,075 yards and 22 touchdown passes ... registered 75 completed passes for 1,305 yards and 14 TDs in final prep campaign ... father, Zippy, played UGA football 1949-51 and basketball 1950-53 ... majoring in administrative management ... born 9/12/66 in Athens, GA.

JAMES ERIC (ERIC) NIX
6-2, 255, *Senior, C, 2VL
Anderson, SC

53



At Clemson: Starter in three games near the end of the season when Jeff Lytton was injured ... should move into starting center slot in 1986 ... did a fine job as a replacement, Clemson won two of the three games he started ... in for 93 snaps against Wake Forest, he did not miss one play ... in for 82 plays against North Carolina and had 66 grade ... had his best game against N.C. State with 72 percent grade on 56 plays and five knockdown blocks ... averaged 15 plays a game in first six contests, then moved into the starter position ... played sparingly against Maryland and South Carolina ... only senior offensive lineman on the entire Clemson team ... runs the 40 in 4.98 and bench presses 375 pounds, tied for sixth among offensive players ... local talent who has made good with the Tigers ... lettered at nearby T.L. Hanna High School, he has been watching Clemson football for some time ... has played in 22 games in his career, three as a starter.

In 1984: Played in eight games in 1984 as a reserve center ... played 29 snaps against Virginia and had a grade of 75 percent, and picked up two knockdown blocks ... also saw action on 21 plays and graded out a career high 77 percent with one knockdown block against Duke ... saw limited action against Georgia, N.C. State, North Carolina, South Carolina, and Wake Forest ... had a good spring until an injury forced him to miss two weeks of the workouts, he did come back and play in the 1985 Spring Game.

In 1983: Appeared in three games as a freshman, one as a center and two as a member of the special teams ... saw action for 21 plays against Western Carolina as a center and appeared on special teams in Georgia Tech and South Carolina games ... one of three freshmen on 1983 roster who entered Clemson in January of 1983 ... sat out 1982 football season, he worked and was not enrolled in school.

In High School: An all-state and all-conference center at T.L. Hanna High School in nearby Anderson, SC ... the most valuable lineman for his Hanna High team in 1981 ... earned two letters in football and three in track during his prep career ... his track team won the state championship in 1980 and 1981 ... played football for Jim Fraser in high school ... had 95 tackles his senior season and was named **Anderson Independent** Lineman-of-the-Week during his senior season for his performance against Westside ... majoring in administrative management ... born 1/8/64 in Anderson, SC.

ITEMS OF INTEREST

William Perry will go down in Clemson history as the school's top defensive lineman. Between 1981 and 1984 he had 60 tackles for loss, and 25 sacks, both were ACC records. In 1984 he also established an ACC mark for tackles for loss in a season with 27. He was a first-team All-American by UPI, Walter Camp and the *Football News* in 1984 and is the only player in Clemson history to be an All-American in three different seasons. The current Chicago Bear was the ACC Player-of-the-Year in 1984 and Clemson had a record of 37-6-2 when he played. He never missed a game due to injury and was a finalist for the Lombardi Award, the first Clemson player in history to do that. In fact William Perry missed only one day of practice (knee strain in 1982) over his four year career.

JEFF ALAN (JEFF) NUNAMACHER
6-2, 280, *Sophomore, OT, 1VL
Somerville, NJ

78



At Clemson: Listed as a starting tackle heading into fall ... had a solid spring to re-establish himself as a starter ... listed as a starting guard heading into last year, but was moved to tackle before the season started ... runs the 40 in 5.40 and bench presses 325 pounds ... reserve offensive tackle behind John Watson all season ... had some off and on injury problems last season ... appeared in eight games, he saw his most action against N.C. State ... played 26 snaps against the Wolfpack for his career high in participation ... also played well

against Duke ... came to Clemson at 300 pounds, he has dropped 20.

In 1984: Starting guard for the Orange team in the 1985 and 1986 Spring Game ... gained considerable experience in practice, he has already been through three spring practices as he enrolled at Clemson in January of 1984 ... red-shirted 1984 season, he played at a tackle position most of the fall.

In High School: Played for Jerry Moore at Somerville High School in Somerville, NJ ... as Danny Ford led the 1981 Tiger team to the National Championship, Nunamacher led his prep squad to two conference championships in 1980 and 1981 ... earned all-state, all-county, all-conference and all-region honors ... garnered six varsity letters, three in football and three in track and field ... majoring in sociology at Clemson ... born 9/10/65 in Somerville, NJ.

DANIEL LARRIME (DAN) PEARMAN
6-2, 230, Junior, TE, 1VL
Charlotte, NC

89



At Clemson: Reserve tight end who played with special teams most of last year ... one of five tight ends who has experience ... runs 40 in 4.89 ... strong blocker as shown by his 345-pound bench press figure, an improvement of 40 pounds over the previous year.

In 1984: Freshman tight end who played in two contests, but did catch a pass ... had a 15-yard reception in the Duke game for his only catch of his career so far ... he also played against Wake Forest ... second-team tight end heading into the fall, he had a fine spring

practice ... fourth on the team in receptions in the spring with nine for 81 yards and a touchdown, the second best figure among the tight ends ... had two catches for 18 yards for the White team in the 1985 Spring Game.


In High School: Football-basketball star at Independence High School in Charlotte ... earned four letters in high school, two in football as an offensive lineman and two in baseball ... special teams Player-of-the-Year in football and a member of the conference championship team in football and baseball ... played football with Mark Maye, a quarterback at North Carolina ... has an uncle, Pug Pearman, who was an All-American football player at Tennessee in the 1950s ... played for Allen Sitterle at Independence High School ... majoring in financial management at Clemson ... born 2/17/65 in Greenwood, SC.

CAREER STATISTICS

Year	GP-GS	Rec	Yds	Avg	LG	TD
1984	2-0	1	15	15.0	15	0
1985	7-0	0	0	0.0	0	0
TOTALS	9-0	1	15	15.0	15	0

JONATHAN MARSHALL (JON) PETERSON
6-5, 255, *Junior, OT
Duluth, GA

72



At Clemson: Reserve offensive tackle who did not get into a game last year ... reserve tackle heading into the 1986 season ... played center and tackle previous to this past spring ... runs the 40 in 5.29 and bench presses 300 pounds ... returned to tackle this past spring.

In 1984: Reserve offensive lineman at both tackle and center ... played in the Duke game at offensive tackle in his only appearance of the 1984 season as he was in on three plays ... moved to center in 1985 spring and saw a lot of action when three other centers went


down with injuries ... earned a start for the White team in the Spring Game.

In 1983: Red-shirted tackle who provided backup strength ... gained valuable experience behind the veteran Clemson line.

In High School: An all-state as well as an all-county selection as a senior ... once named Gwinnett County Offensive Lineman-of-the-Week for his performance on his Duluth High School squad ... selected as team captain for his final grid season ... recipient of seven letters as a prepster, three in football, two in basketball and two in track ... comes from an athletic family as he has a brother who played football at Presbyterian, and two cousins who played professional football, Darris McCord (Detroit Lions) and Lou Kirouac (Atlanta Falcons) ... majoring in administrative management ... had a 3.25 GPA in fall semester last year ... born 5/25/65 in Knoxville, TN.

JAMES HENRY (HANK) PHILLIPS
6-4, 235, *Freshman, C
Spruce Pine, NC

50



At Clemson: Could challenge for starting center slot ... red-shirted 1985 season, he was on hold the entire year in case someone was injured ... hard-worker just like his brother John ... runs 40 in 4.98 and bench presses 300 pounds ... had a solid spring, he is listed as second team performer heading into the fall.

In High School: Collected three letters in football, two in basketball and two in track ... possesses excellent speed and size ... played for North Carolina East/West all-stars ... member of Shrine Bowl

team ... finalist for 1985 Western North Carolina Sports Award and Hall-of-Fame ... all-state lineman as center and nose guard ... two-time all-conference selection ... Mitchell High's most valuable offensive lineman ... voted team captain of grid team by his peers ... All-Western North Carolina for two consecutive years ... member of varsity basketball and track team final two years as a prepster ... as a junior, was named team MVP and all-conference in track as he took first in conference meet in discus-throw ... member of Fellowship of Christian Athletes two years ... majoring in liberal arts ... born 11/5/66 in Morganton, NC.

JOHN PHILLIPS—See page 42

*Denotes red-shirted one season.

DAVID WAYNE (DAVID) PUCKETT
6-4, 250, *Freshman, OT
Charlotte, NC

64




At Clemson: Came to Clemson last January ... will provide reserve strength at tackle slot this year ... runs 40 in 5.1 and bench presses 330 pounds ... played at a tackle slot in the Spring Game.

In High School: Played for Steve Shaughnessy at Garinger High School ... selected to play in 1985 East/West game in North Carolina ... an alternate on Shrine Bowl squad ... voted team MVP and first-team all-county ... earned letters in football and wrestling ... capped prep center career by scoring

touchdown as an offensive lineman in last regular season football game ... majoring in administrative management ... born 10/5/67 in Charlotte, NC.

RODNEY GILLISON (RODNEY) QUICK
6-3, 235, *Senior, FB, 3VL
Charleston, SC

36



At Clemson: Top receiving running back under Danny Ford at Clemson ... caught 11 passes last season out of the backfield, most ever for a Ford-coached back ... had six catches in the Georgia Tech game, most by a Clemson running back in a single game in 15 years and the second most ever by a Clemson running back ... also most receptions by a Clemson player at any position in a single game last season ... listed as number-three fullback headed into 1986 ... had a fine Spring Game with three receptions for 23 yards and five carries for

33 yards ... listed as starting fullback heading into the 1985 season ... carried the ball just three times all season for 11 yards ... brought in for short-yardage situations ... saw his most action in the opener when he was in for 26 plays ... fine blocker, he graded in the seventies in eight of the 11 games ... averaged 12 plays per game ... has played in 23 straight games at Clemson, his only start was in the 1984 South Carolina game ... runs the 40 in 4.61, best among the fullbacks and bench presses 300 pounds ... has a 32½-inch vertical jump, eighth best on the team.

In 1984: Served as the second or third-team fullback most of 1984 season, but did start the South Carolina game when Kenny Flowers was injured ... had just one carry for three yards in that game, but did a fine job blocking ... had two carries for 14 yards in the win over Duke ... also carried the ball against Appalachian State, Virginia and Maryland ... brought into the Clemson lineup many times last two years to serve as the third tight end or blocking back in short-yardage situations ... started at fullback for the Orange team in the Spring Game.

In 1983: Reserve fullback who missed most of the year with a broken right arm ... showed his intestinal fortitude by getting back into the action by the end of the season ... played in each of the first five games as a number-three fullback and extra blocker on short-yardage situations ... broke the arm near the end of the Virginia game and did not come back until the finale at South Carolina ... carried the ball in three of the six games he played in ... had three carries for nine yards and caught one pass for 11 yards in his first varsity appearance against Western Carolina ... had one carry for two yards against Georgia Tech and one carry for six yards against Virginia ... saw his most action against Western Carolina when he was in for 17 plays and had a pair of knockdown blocks ... also in for 16 plays and graded out at 76 percent against Georgia Tech.

In 1982: One of 14 red-shirted signees from the class of '82 ... played fullback in the 1983 Spring Game with the White team.

In High School: Named to the all-state, all-area and all-conference teams in both football and basketball ... his basketball team was the state runnerup in 1982 ... as a fullback in his sophomore season he once gained 201 yards in 16 carries and had two TDs ... that same game he also had nine receptions ... during his final prep season as a tailback he gained 1,025 yards and scored 11 TDs ... a four-sport letterwinner at North Charleston High School; track (4), football and basketball (3 each), and baseball, (1) ... majoring in industrial education ... born 7/6/64 in Charleston, SC.


CAREER STATISTICS

Year	GP-GS	Att	Yds	Avg	LG	TD	Rec	Yds	Avg	LG
1983	6-0	5	17	3.4	6	0	1	11	11.0	11
1984	11-1	8	30	3.8	8	0	0	0	0.0	0
1985	12-0	3	11	3.7	5	0	11	73	6.6	12
TOTALS	29-1	16	58	3.6	8	0	12	84	7.0	12

BRIAN RABER—See page 43

JAMES BRIAN (JIM) REDDING
6-5, 250, *Junior, OT
Parkside, PA

76



At Clemson: Returns to the squad after sitting out a full season following open heart surgery ... has been cleared to resume his career on the gridiron ... joined the Tiger squad as a highly touted offensive tackle in 1983 ... won the Training Room Comeback Award this past spring ... had an excellent spring practice and seems to be regaining his strength ... coaches very pleased with his progress, especially since they were doubtful he would ever play football again ... has yet to play in his first varsity game for Clemson ... is a very hard worker, has quick


feet and is a good pass blocker ... if he picks up where he left off in the spring he should be a solid contributor for the Tigers in '86 ... has some experience at linebacker but should be a reserve offensive tackle this year ... has registered a personal best time of 4.8 in the 40 ... worked hard in the winter conditioning program to improve his strength and bench pressed 260 and managed 710 pounds in the leg press.

In High School: An honorable mention All-American ... top 100 selection according to Athlon ... named to the all-state, all-conference and all-area teams as a prepster ... selected to the Delaware County Hero Bowl Squad and the Coaches' Big 33 All-State squad during his final grid campaign ... a solid blocker who was often double-teamed in high school ... a four-time letterwinner in football at Sun Valley High School ... majoring in administrative management at Clemson ... born 7/17/65 in Chester, PA.

JIM RIGGS—See page 44

MATTHEW HARPER (MATT) RIGGS
6-1, 200, *Sophomore, SS, 1VL
Laurinburg, NC

34



At Clemson: Started Wake Forest game last year and made four tackles in 30 plays ... that is his most action in a game ... in for 20 plays against N.C. State ... reliable member of special teams ... had a good spring and is number-two strong safety coming into the fall ... had six tackles in the Spring Game this year ... had a couple of hits on his brother, Jim, and recovered a fumble.

In 1984: Versatile freshman who came to Clemson as a defensive end, serves as reserve strong safety ... brother of

Clemson tight end Jim Riggs ... worked at defensive end and strong safety in 1984 as a red-shirt ... played for the Orange team in the Spring Game as a reserve safety ... runs the 40 in 4.75 and bench presses 275 pounds.

In High School: Played in the 1983 East/West All-Star game in North Carolina ... played at Scotland High School under Mike Dubis where he earned three letters in football and one in track ... an all-state and all-conference selection ... recipient of the team's best defensive back award and served as team captain ... a good student who was a member of the Beta Club as a prepster ... majoring in economics at Clemson ... had a 3.25 GPA in fall semester last year ... born 5/14/66 in South Boston, VA.

CAREER STATISTICS

Year	GP-GS	Tot	Hits	Ast	TL-Yds	PBU
1985	8-1	17	6	11	0-0	0

TERRANCE ROULHAC—See page 45

TODD LEE (TODD) SCHONHAR
6-0, 190, *Senior, QB, 1VL
Easley, SC

10



At Clemson: Reserve senior quarterback who serves as holder on all Clemson field goal situations ... a major reason Clemson was so consistent in that area ... Tigers were 25-25 on PATs and 17-24 on field goals as Schonhar held in every situation ... Played in all 12 games as the holder and took a few snaps in N.C. State game for his only appearance at quarterback ... did not throw a pass or run the ball during that game ... fourth-string QB heading into the fall ... can do 75 situps in 60 seconds, tied for eighth on the team.


In 1984: Had a very good spring of 1985, Coach Ford commented after the Spring Game how Schonhar moved the team every time he played during the spring scrimmages ... hit seven of 15 passes for 57 yards and no interceptions during the spring scrimmages that year ... also had six carries for 43 yards, a 7.2 average, the best on the team ... hit 1-1 passing for 13 yards in the 1985 Spring Game ... red-shirted 1984 season and did not get into a game in 1982 or 1983 ... runs the 40 in 4.81 and bench presses 265 pounds.

In High School: All-conference football and baseball player his junior and senior seasons ... all-conference in baseball in 1980, 1981 and 1982 ... Pickens County Player-of-the-Year his senior season ... Easley High Most Valuable Player his senior year ... played at Easley High

for Larry Bagwell ... member of region I 4A tournament champions in 1981 ... earned nine letters in high school, two in basketball, three in football and four in baseball ... majoring in secondary education and history ... had a 3.3 GPA for last year and was member of academic honor roll ... born on the next to the last day of 1963.

KENNETH EUGENE (KENNY) SETZEKORN
6-4, 235, *Junior, TE, 2VL
Kennesaw, GA

80



At Clemson: Reserve tight end who started against North Carolina last year ... fine blocker who averaged about 10 plays a game in 1985 ... played 25 snaps against South Carolina for his most action of the season ... did not catch a pass, he came in for blocking situations most of the time ... missed only the Georgia Tech game ... graded in the 80's against Virginia, N.C. State, North Carolina and Maryland ... third-team tight end behind Jim Riggs heading into the fall ... runs 40 in 4.78 and bench presses 295 pounds.

In 1984: Reserve tight end who lettered in his first year and caught one pass ... caught the pass in the victory over Wake Forest at Clemson ... did not start any games, he also played against Duke and Appalachian State ... had a good spring of 1985, he snared four passes for 38 yards in the spring scrimmages.

In 1983: Versatile red-shirted freshman who worked at defensive end and tight end ... played defensive end much of the fall, then moved to tight end in the spring of 1984 ... played behind Jim Riggs at tight end for the White team in the Spring Game ... listed third-team tight end behind Dunn and Riggs heading into the fall of 1984 ... a lot like Riggs in size and ability, both were converted defensive ends to the tight end slot.

In High School: Recipient of all-state, all-region and all-conference as a prepster ... owned a starting berth on both offense and defense on his Sprayberry High School grid squad since his sophomore year ... during his final season he was honored by the Atlanta Touchdown Club as Lineman-of-the-Week ... named to the all-county and all-region all-star squads ... a three-sport letterwinner in high school as he lettered three times each in football, basketball and track ... in the latter he qualified for the state track meet (discus) ... averaged 12 ppg and 9 rpg on the cage squad ... majoring in financial management ... born 7/10/65 in Mount Vernon, IL.


CAREER STATISTICS

Year	GP-GS	Rec	Yds	Avg	TD	LG
1984	3-0	1	9	9.0	0	9
1985	11-1	0	0	0.0	0	0
TOTALS	14-1	1	9	9.0	0	9

*Denotes red-shirted one season.

WILLIAM RUSTIN (RUSTY) SEYLE
6-1, 175, *Sophomore, PK
Savannah, GA

19




At Clemson: Named Most Improved Kicker this past spring ... hit a 51-yard field goal in one of the scrimmages last spring and was 3-3 in another ... did not get to show off his field goal abilities in the Spring Game, but did hit a PAT ... travelled, but did not appear in a game last fall ... top rated placekicker heading into the fall of 1985 ... number-one ranked after the placekicking derby that involved about seven kickers in 1985 spring.

In 1984: Walk-on who sat out 1984 season ... kicked six field goals in the spring scrimmages to lead the team ... had two field goals of 47 yards for his best efforts of the spring scrimmages, he had a total of four over 40 ... hit 6 of 8 field goals in the spring, including a 25-yarder in the 1985 Spring Game.

In High School: Fine all-around athlete at Calvary High School in Savannah, GA ... lettered four seasons in football, basketball and baseball ... his baseball, football and basketball teams all won a regional or state title his senior year ... MVP of his basketball team his junior and senior seasons ... kicked a 54-yard field goal in high school on the gridiron, which set a city record ... played for Dennis Roddenberry at Calvary High School ... majoring in financial management at Clemson ... born 1/3/66 in Savannah, GA.

RICHARD ALLEN (RICHARD) SMITH
6-0, 195, Sophomore, FS, 1VL
Sparta, GA

28



At Clemson: Demon on the special teams ... had 10 tackles for the season, eight were on special teams, mostly on kickoffs ... first man down on kickoff returns most of the time ... had two tackles in five different games ... saw his most action against N.C. State when he was in for eight plays ... played in 11 games for the season, but just four at safety position ... served as second or third team free safety most of the season ... did not play in the first game and thought he would be red-shirted, but injury to Kevin Brady forced him into action ...

tied for second best vertical jump on team at 35 inches.

In High School: All-conference performer from Hancock Central High School in Sparta ... played under the direction of coach John Flen ... selected to All-Middle Georgia all-star team ... once scored four touchdowns, gained 210 yards and had 10 solo tackles in one outing ... closed out his prep career by winning 10 letters including four in football and track and two in basketball ... from same high school as Horace Grant of roundball fame at Clemson ... majoring in industrial education ... born 10/29/66 in Sparta, GA.

CAREER STATISTICS

Year	GP-GS	Tot	Hits	Ast	TL-Yds	PBU
1985	11-0	10	5	5	0-0	0

JIMMIE DAVID (DAVID) SPRY
6-0, 240, *Junior, C, 2VL
Sanford, NC

52



At Clemson: Clemson's starting snapper, now in his second year as starter in that duty ... did majority of the snapping, he missed last four regular season games due to a knee injury ... came back for Independence Bowl ... played in seven games for the year and has been in nine games in his career ... has seen action in only one game as a center from a scrimmage situation ... one reason Clemson did not have a punt or field goal blocked ... did not have a bad snap on punts all year.

In 1984: Sat out season and gained experience and weight ... picked up 30 pounds and worked as a prep team player while sitting out the season ... lettered in 1983 as a freshman, the only walk-on freshman to do so ... only member of the Clemson team with any experience snapping the ball on punts and placekicks ... came in during the second quarter of 1983 Maryland game when Scott Williams, the deep snapper, was injured ... did all the snapping for the remainder of the game and did all the snapping for the 1983 South Carolina contest ... named special teams Player-of-the-Week against Maryland ... missed the spring of 1984 workouts due to a viral infection.

In High School: A two-year letterman in football and baseball ... as a prepster at Lee County High School (NC), was all-area and honorable mention all-conference and honorable mention all-state ... team captain in football and baseball ... hit .400 on the baseball field as his high school squad reached the semifinals of the state playoffs ... majoring in administrative management ... born 1/6/65 in Chardon, OH.

TONY JEFFERSON (TONY) STEPHENS
6-3, 285, *Junior, MG
Walterboro, SC

65



At Clemson: Has considerable experience on both sides of the line ... second strongest player on the team, he has a 425-pound bench press ... also has second best leg sled at 925 pounds ... played in only the N.C. State game last year as an offensive tackle ... moved back to middle guard this past spring ... has had an injury plagued career ... has improved his bench press by 90 pounds over the last year.

In 1984: Broke a hand during his freshman year and suffered a knee injury in 1984 ... got into just the first two

games of the season, then suffered a knee injury in practice that ended his season ... had two tackles in the two games he played in, both came against Appalachian State ... with the surplus of fine defensive linemen, Stephens moved to offensive tackle in 1985 spring and learned a new position ... had not played the position since high school and made solid strides ... third-team right tackle behind Wes Mann heading into the fall of 1985.

In 1983: Red-shirted that year, but coaches singled him out during the year as playing well ... listed as a reserve middle guard behind William Perry coming into the 1984 fall ... missed most of 1984 spring with a broken hand.

In High School: An all-state, all-region, and All-Low Country selection as a prepster ... best defensive lineman on his Walterboro High School squad his last two seasons ... named Lineman-of-the-Year by the **Walterboro Press** ... named MVP of his grid squad for his performance during his final prep campaign ... also voted school's most out-

standing athlete by his peers as a senior ... a two-sport letterwinner as he earned three letters in football and four in track ... in the latter he also received numerous all-state, all-country and all-region honors ... as a junior he was named to an honorable mention All-America track team ... twice won the state shot put championship and as a senior he also garnered the state's discus championship ... named to the Shrine Bowl team ... majoring in recreation and parks administration ... born 12/13/64 in Walterboro, SC.

MICHAEL (MIKE) R. STEWART
6-4, 270, Sophomore, DT
Belleville, Ontario, Canada

97




At Clemson: Walk-on from Canada who is listed third string at left tackle heading into the fall ... his debut as a Tiger came in Clemson's final game a year ago in the Independence Bowl against Minnesota ... played defense behind Dwayne Meadows and Ty Granger at right tackle last season ... was Richard McCollough's backup on the White team in the Spring Game ... could see some action at nose guard ... progressed steadily for a walk-on and year of experience should benefit him for this season ... is a hard worker and very coachable ... has turned in a time of

5.38 in the 40 ... bench presses 315, which tied for 10th among the defensive lineman.

In High School: Attended Moira Secondary School in Belleville where he was coached by Cliff Randolph ... helped prep football team to the Central Ontario Secondary School Championship two straight years ... played for the Kawartha District Champs and Cossa finalist team in '79 and '80 ... majoring in administrative management at Clemson ... born 9/16/63 in Peterborough Ontario, Canada.

LAVINSTON CHARLES (VINCE) TAYLOR
6-0, 215, *Freshman, LB
Clearwater, FL

58



At Clemson: Received a medical hardship for 1985 season ... should challenge for a starting linebacker position ... has fastest 40 time on the team among linebackers at 4.73 ... has a bench press figure of 405 pounds, tied for third best on the team and best among non-linemen ... also has a power clean figure of 331 pounds, tied for fourth on the team ... can do 77 situps in 60 seconds, tied for sixth on team and has the top chin-up figure with 32, so you can see what a fine all-around athlete he is ... listed as backup middle

linebacker behind Henry Carter heading into the fall ... played in Georgia Tech game and suffered a knee injury that ended his season ... had a fine spring, topped off by 12-tackle performance in 1986 Spring Game.

In High School: Played under Tom Bostic and Sam Roper at Clearwater High School ... member Florida-Georgia All-Star team, Sweet 16 All-Stars, Florida Senior All-Stars, and SEC All-Star team ... lettered in football and wrestling ... all-state at linebacker ... he broke state record in tackles and assists with 150 stops (98 assists) ... captain of football team ... reaped all-district, all-conference and all-county honors three straight years ... named most valuable defensive player in state of Florida ... majoring in administrative management ... born 3/11/67 in Marianna, FL.


CAREER STATISTICS

Year	GP-GS	Tot	Hits	Ast	TL-Yds
1985	1-0	1	1	0	0-0

DAVID TREADWELL—See page 46

DUANE EVERETT (DUANE) WALKER
6-1, 223, *Junior, LB, 2VL
Forest Park, GA

47



At Clemson: Reserve defensive end in 1985 who will return to linebacker in 1986 ... listed as starting weakside linebacker heading into 1986 ... started the Kentucky game when injuries forced Terence Mack and Michael Dean Perry to the sidelines ... had his best game in terms of tackles against N.C. State when he had five stops in 38 plays ... also in for four tackles against Wake Forest and North Carolina ... did not play the last two contests of the season ... had one caused fumble for the season ... has played in 17 of the last 22 games

for the Tigers ... bears a striking resemblance to former Clemson linebacker Jeff Davis, now with the Tampa Bay Bucs ... did not play in the opener, he played against Georgia and Georgia Tech as a linebacker and special teams player last year ... listed as a backup defensive end for the Independence Bowl ... missed most of this past spring with a knee injury that required surgery ... has seventh best bench press figure on team with 385 pounds.

In 1984: Played in nine of the 11 games in 1984 and had eight stops ... had two stops against three different teams, Duke, Wake Forest and Appalachian State ... had two first hits in the Duke contest ... reliable member of the special teams, he had four special teams tackles.

In 1983: Red-shirted 1983 at linebacker ... played sparingly in 1984 spring because of a knee problem ... did not play in the 1984 Spring Game.


In High School: An all-county selection for three straight years ... recipient of MVP and Most Valuable Defensive Player honors on his Forest Park High School squad ... a solid tackler as he tallied 183 stops during his final prep campaign ... a three-sport letterwinner as he earned three monograms each in football and track and one in baseball ... majoring in administrative management ... born on 10/21/64 in Charleston, SC.

CAREER STATISTICS

Year	GP-GS	Tot	Hits	Ast	TL-Yds	CF-RF
1984	9-0	8	4	4	0-0	0-0
1985	8-1	15	7	8	0-0	1-1
TOTALS	17-1	23	11	12	0-0	1-1

JEROME HERMAN (JEROME) WILLIAMS
6-4, 220, *Freshman, TE
Gainesville, GA

82




At Clemson: Reserve tight end who red-shirted 1985 season ... should see time as reserve behind Jim Riggs ... worked in practice at tight end slot all last season ... runs 40 in 4.95 and bench presses 325 pounds.

In High School: Ranked among Georgia's Top 25 prep prospects according to **Atlanta Constitution** ... has built reputation as an excellent blocker ... member of North-South all-star team and named to Georgia-Florida all-star squad ... coached on the gridiron by Bobby Grohn at Gainesville High ... lettered in football and basketball ... brother Sammy Williams attended Mississippi State from 1981-83 ... majoring in industrial education ... born 3/24/67 in Gainesville, GA.

born 3/24/67 in Gainesville, GA.

PATRICK O'NEAL (PAT) WILLIAMS
6-4, 275, *Sophomore, OG, 1VL
Lincolnton, GA

75



At Clemson: Moved from defensive line to offensive line in middle of last year ... runs 40 in 4.77, fastest offensive lineman on the team ... will fight for starting guard slot this year ... played in eight games last year, three on defense and he made two tackles ... has 314-pound power clean figure, 10th best on the team ... only player on the Clemson team in 1985 who played both offense and defense ... appeared in three of the first four games on defense as a tackle, then moved to offense for the last eight games of the season ... played in each

of the last five as an offensive guard as a second-team player behind Steve Reese ... played 22 snaps on defense against Virginia Tech and had two tackles ... saw five plays of action against Georgia Tech and Kentucky on defense ... had a 100 percent grade on eight plays against Maryland ... in for 11 snaps against N.C. State for his most offensive action of the season ... Clemson coaches considered moving the red-shirted freshman in the early fall because of his excellent 4.77 time in the 40 ... bench presses 375 pounds, tied for 10th on the team.

In 1984: Red-shirted freshman defensive lineman who was third fastest on the team among all linemen ... worked at right tackle as a reserve behind Dwayne Meadows ... had 13 tackles and a pass broken up in the spring scrimmages of 1985.

In High School: Selected as the Northeast Georgia Lineman-of-the-Year by the **Anderson Independent** ... listed in the **Atlanta Constitution's** Top 30 players in the state of Georgia ... a three-time letterwinner in football and basketball in Lincoln County High School ... an all-state, all-area, and All-CSRA choice ... in 1982 (12-1) and 1983 (12-2) led his prep squad to the regional championship, area championship and the South Georgia runner-up spots ... as a senior averaged a grade of 85 percent or better as an offensive lineman ... as a defensive tackle averaged six solo hits per outing ... active in other student functions in high school as he was a member of the Beta Club and the Student Council ... majoring in political science at Clemson ... born 7/2/66 in Evanston, IL.

PERRY WILLIAMS—See page 47

RAY WILLIAMS—See page 48

*Denotes red-shirted one season.



At Clemson: First freshman to start at quarterback (for the course of the season) since 1942 when Butch Butler was the starter for the Tigers ... actually only the third freshman starting quarterback in Clemson history (Doc McFadden in 1906 was the other) to serve that position consistently over the season ... Clemson was 5-4 with him as the starting quarterback ... set Clemson record for passing yardage by a freshman (772) ... exceeded Steve Fuller, Homer Jordan and Mike Eppley in terms of freshman stats at Clemson ... second

among ACC quarterbacks in rushing last season ... Clemson averaged over 275 yards a game rushing after he took over, the Tigers also picked up 400 yards per outing over the last seven regular season games in total offense ... had his best game against Wake Forest when he had 173 yards in total offense and hit 10-19 passing for 147 yards ... averaged 65 plays a game over the last eight contests ... graded at least 81 percent in every game he played with a high of 94 percent against Virginia ... had an 89 for the N.C. State contest ... had an 85 percent mark against South Carolina ... number-one quarterback entering fall practice ... named Most Improved Quarterback on the team this past spring ... had a good Spring Game as he accounted for 234 yards in total offense, 197 passing and 37 rushing ... hit 13-20 in 1986 Spring Game ... bench presses 260 pounds and runs the 40 in 4.78 ... will turn 21 the day Clemson plays at Wake Forest this year, November 1st.

In 1984: Red-shirted 1984 season ... had a fine spring of 1985 as he completed 36 of 71 passes for 336 yards and two touchdowns during the six scrimmages he worked ... battled Randy Anderson all spring for the number-one position and finally won job in the fall ... started for the White team in the 1985 Spring Game and completed 11 of 20 passes for 97 yards and a touchdown, a nine-yarder to Kenny Flowers.

In High School: Led the South Carolina All-Stars from the quarterback position to an impressive 45-7 victory over the all-stars from North Carolina ... voted captain and selected offensive MVP of the Shrine Bowl ... a **Parade** All-American ... also, named All-American by the National High School Athletic Coaches Association ... rated the number-three quarterback prospect in the nation after leading Joe Turbeville's Irmo Yellow Jackets to a 10-2 mark in 1983 ... an all-state choice for 4A schools in the state at the quarterback spot ... named the Columbia area Player-of-the-Year ... led Irmo to eight different come-from-behind wins and a 22-3 record ... as a junior led the Yellow Jackets to an undefeated season and threw 16 TDs ... umpires little league baseball in his hometown in the summer ... majoring in administrative management at Clemson ... born 11/1/65 in Columbia, SC.

CAREER STATISTICS

Year	GP-GS	Cmp	Att	Int	Yds	TD	LG	Pct	Eff
1985	12-9	56	122	5	772	1	51	.459	93.2
Rushing									
Year		Att	Yds	Avg	LG	TD	Plays	Yds	Avg
1985		56	127	2.3	23	0	178	899	5.0



At Clemson: Most Improved Defensive Back award winner for spring practice, he might be most improved on the entire team ... had such a great spring he moved ahead of Perry Williams, a returning starter, into top left cornerback position heading into this fall ... one of four freshmen defensive backs who made a significant impact on the secondary play last season ... in for 132 plays from scrimmage for the regular season, third among freshmen on the defense ... had a season high four tackles against N.C. State in 25 plays and graded at 98

percent ... also had a 34-yard interception return, longest interception return by a Tiger last season ... credited with 14-yard punt return on his blocked punt against Maryland ... had a grade in the nineties in each of the last seven games ... had at least one tackle in every game but the first contest ... played very well with the special teams ... blocked a punt against Maryland that led to a Clemson score ... had three tackles against Maryland and North Carolina ... played double figures in snaps in each of the last nine games ... from the same hometown that sent Ray Williams to Clemson.

In High School: Another fine product from the Fayetteville area ... went to the same high school that produced Richard Donaldson ... a three-sport star who earned all-conference honors three straight years in football, basketball and track ... participated in 1984 Shrine Bowl for North Carolina ... coached by Bob Paroli at Douglas Byrd Senior High ... helped prep squad to state championship in 1984 ... named to East/West all-star squad ... majoring in industrial education ... born 1/6/66 in Dunn, NC.

CAREER STATISTICS

Year	GP-GS	Tot	Hits	Ast	BK	PBU	PR-Yds	IR-Yds
1985	12-0	21	12	9	1	1	1-14	1-34



Donnell Woolford had a 34-yard interception return last year against N.C. State, longest of 1985 season.

1986 Rookies

Carolina Killer

Although Josh Cody is not spoken in the same breath with Frank Howard and Danny Ford when it comes to great Clemson coaches of the past, he will live in the hearts of Clemson fans forever. Cody, who guided the Tigers from the sidelines between 1927 and 1930, is the only coach in Clemson history who has been around more than one year who never lost a football game to South Carolina. Cody was 4-0 against Clemson's chief rival and the Tigers outscored the Gamecocks during that time 93-21.

TERRY THOMAS (Terry) ALLEN RB **6-0, 185 Freshman from Commerce, GA**

Played at Banks County High under Coach Ronnie Parson ... named school's most valuable player his final two seasons ... set school's single season rushing and career rushing records ... participated in Georgia's state all-star game for the North squad ... selected Northeast Georgia's Back of the Year by **The Anderson Independent-Mail** ... earned seven letters in football, basketball and baseball ... born 2/21/68 in Commerce, GA.

PAGE BELCHER OL **6-4, 248 Freshman from Irmo, SC**

A first-team all-state selection by Associated Press and the Greenville-News Piedmont ... selected as one of the top five college prospects in South Carolina by the Greenville Piedmont ... will help Clemson in the offensive line, he could step right in and give the Tigers some help at guard ... attended the same high school as Clemson quarterback Rodney Williams ... played football for three seasons at Irmo under Joe Turbeville, where he was top player on his team ... born 3/5/68.

SCOTT BEVILLE LB **6-3, 220 Freshman from Ocala, FL**

All-state performer who played for Jim Simmons at Forest High School ... started every game for four straight years ... switched from quarterback to defensive end his junior campaign ... led prep team with 135 tackles at linebacker his senior season ... chosen FHS's most valuable defensive player for 1985 ... also lettered in baseball ... born 12/18/68 in St. Augustine, FL.

CHARLES RICHARD (Chip) DAVIS II QB-P **5-11, 195 Freshman from Evans, GA**

Eight-time letterwinner in football (4) and track (4) ... played for Coley Cassedy at Evans Comprehensive High School ... earned MVP honors in both football and track his senior campaign ... also named Evans' Prep Athlete of the Year ... Rotary Club selected him Augusta area Athlete of the Year ... punted for a 43.6-yard average his senior year ... combined for 2,208 total yards and a total of 18 touchdowns, 12 rushing and six passing scores ... completed 83% of his passes his final year ... born 9/7/68 in Augusta, GA.

REGGIE DEMPS RB **6-0, 188 Freshman from Orlando, FL**

Member of Sweet 16 in state of Florida ... runs the 40-yard dash in 4.55 and bench presses 350 pounds ... played for John Hemmer at Oak Ridge High School ... gained 1,018 yards on the ground his senior year, just nine yards shy of the school record ... did that even though he missed two games his senior year with an injury ... had a career high of 231 yards rushing in one game ... played in Georgia-Florida All-Star game this past summer ... all-state selection in track and football, he has run a 9.7 in the 100 and 21.8 in the 220 ... born 8/31/67.

STACY RAMON (Stacy) FIELDS LB **6-4, 215 Freshman from Frogmore, SC**

Honorable mention All-South performer from Beaufort High School where he played for Mike Rentz ... joins an elite pair of former Tiger players (Steve Fuller and Mike Eppley) as recipient of the Frank Johnstone Jervey Scholarship ... named all-state, all-region and all-

conference ... chosen to several all-star teams, including the Lower State Strength team, All-County, **Charleston News & Courier** All-Low Country, **Savannah Morning News**, and he served as defensive captain for the South Carolina Shrine Bowl ... selected Beaufort High's MVP and most valuable defensive player, Low Country Defensive Player of the Year, **Savannah Morning News** All-Area Defensive Player of the Year ... holds school record for most tackles (142) in a season ... won three letters in football, two in track and one in basketball ... earned all-conference honors in all three sports ... born 12/29/67 in Beaufort, SC.

VANCE GAY (Vance) HAMMOND DT **6-8, 270 Freshman from Spartanburg, SC**

A **USA Today** Top-25 pick from Dorman High School ... coached by Al Clark ... one of the Tigers' most decorated recruits for 1986 ... selected to numerous All-American and All-State teams, including **Orlando Sentinel's** Southeast Sweet-16, Bally All-American, the **Sporting News** Top 100, the **Columbia State's** all-state squad ... lettered a total of seven times as a prepster, three on the gridiron and four in basketball ... chosen captain of the football team as a senior and named MVP as well ... helped Dorman's basketball team to two straight Regional and Upper-State titles ... named MVP in basketball both as a junior and senior ... collected all-area honors in both football and basketball two consecutive seasons ... played in South Carolina basketball All-Star game and Shrine Bowl football game ... father played football for Wingate and brother played football at Newberry ... born 12/4/67 in Spartanburg, SC.

ERIC DWAYNE (Eric) HARMON OG **6-2, 252 Freshman from Camden, NJ**

Named honorable mention All-American by **The Sporting News** ... played both offense and defense for Butch Gale at Woodrow Wilson High School ... a real force on defense as he made 103 total tackles and was credited with nine and one-half sacks his senior season ... named to **The Philadelphia Inquirer's** All-Area and All-South Jersey teams both his junior and senior prep seasons ... a two-sport star, he won seven varsity letters, four in football and three for track ... born 3/3/67 in Marion, IN.

CHARLES CLEVELAND (Chip) LINGERFELT, IV PK **5-10, 155 Freshman from Asheville, NC**

A T.C. Roberson High School product where he earned all-state honors playing for William Huffstetler ... played in 1985 Shrine Bowl ... connected on 9-14 field goals and all 25 extra point attempts his senior year ... booted a 52-yard field goal last year ... played in North Carolina's East-West All-Star Classic ... chosen **The Asheville-Citizen Times** Player of the Year for 1985 ... also named the Dr. Pepper-Carolina Sun Player of the Year in North Carolina ... picked up all-state accolades, according to **The Greensboro Daily Record** and **The Raleigh Times** ... a four-time letterwinner in football and three-time monogram recipient in soccer ... born 10/23/67 in Asheville, NC.

STACY SCOTT (Stacy) LONG **6-3, 265 Freshman from Griffin, GA**

A starter on both offense and defense for Coach Lloyd Bohannon at Griffin High School ... voted most valuable blocker both his junior and senior seasons ... selected to play in the annual Florida-Georgia All-Star Classic this past summer ... played in Georgia's North-South All-Star game last year ... an uncle, Keith Lynch, started for West Georgia in 1981 and 1982 ... born 9/30/67 in Griffin, GA.

RODERICK (Rod) MOSES MITCHELL DE
6-9, 225 Freshman from Cheraw, SC

Tallest football player in Clemson history at 6-foot-9 ... a multi-sport star at Cheraw High where he earned nine varsity letters ... was recruited for his talents on the football field as well as the basketball court ... garnered three letters on the gridiron playing defensive end for Bournie Bourne ... chosen all-state and all-conference ... also was named 3A Lineman of the Year ... a one-time WBTW Quincy's Lineman of the Week ... averaged 10 tackles a game his senior year ... came up with three fumble recoveries and caused the opposition to lose five fumbles ... recorded five stops that saved scores and registered five quarterback sacks from his defensive end spot ... collected three letters apiece in basketball and track ... set school record in hurdles ... plans to major in Animal Science at Clemson ... born on St. Patrick's Day in 1968 in Hartsville, SC.

VINCENT ERIC (Vince) ROBINSON QB
6-3, 235 Freshman from Jacksonville, FL

One of the most highly touted prep quarterbacks in the country as a senior at Raines High School last year ... coached by Freddie Stevens ... selected to just about every All-America prep squad named, including four noteworthy teams such as **Bally's**, **McDonald's**, **Parade**, and **The Sporting News** ... played in the annual Florida-Georgia All-Star game this past summer ... produced outstanding stats his final season as he completed 82 of 168 passes for 1,362 yards and tossed 17 touchdown strikes ... gained 433 yards on the ground, or 8.9 yards a carry, and rushed for eight touchdowns ... comes to Clemson from same high school that sent Terrance Roulhac to Clemson ... the 25 touchdowns he accounted for outdistanced all others in the entire football-rich Jacksonville area ... comes from an athletic family and most notable member, uncle, Leonard "Truck" Robinson, played college basketball at East Tennessee State and then played 12 seasons in the NBA for the New Orleans Jazz, Phoenix Suns, Washington Bullets, retiring in 1985 with the New York Knicks ... born 2/1/68 in Jacksonville, FL.

ALLEN SHANE (AI) SMITH DL
6-3, 245 Freshman from Waimanalo, HI

A late signee who must come the farthest distance to play for the Tigers, all the way from Waimanalo, Hawaii ... a 1985 graduate of Kailua High School ... earned three letters on the gridiron while playing under the direction of coach Alex Kane ... also lettered twice in wrestling ... in fact, in 1984 he went undefeated in the 202-pound division and capped that sensational year with a state championship in his weight class ... older brother, George J. Smith, was selected most valuable football player for Colorado in 1985 and now plays defensive end for the Canadian Football League's Montreal Alouettes ... born 6/8/66 in Honolulu, HI.

ROBBIE WILLIAM (Robbie) SPECTOR WR
6-0, 170 Freshman from Calhoun, GA

Last signee to join the Clemson team, he announced his decision to come to Clemson in July ... played at Calhoun High for Jerry Smith ... most valuable player of his team his senior season ... member of Chattanooga News-Free Press All-Tri-State team and also an all-state selection by many other publications ... earned seven letters in high school, three in football and four in track ... born May 29, 1968 in Rome, GA.

BILL CARLTON (Carlton) SPEED OL-DL
6-3, 262 Freshman from Dillard, GA

Agile lineman from Rabun County High School ... coached by Bill Hall ... a defensive stalwart, last year he was credited with 126 tackles (91 solo stops) from his strong-side linebacker slot ... he also broke through the line of scrimmage to make 10 tackles for a loss of 58 yards ... he caused three fumbles and recovered one ... as a placekicker, he was on target on 14 of 16 PATs ... **The Atlanta Constitution** named him to their all-state team at linebacker ... a three-sport star, he collected three letters each in football and track and two in basketball ... he owns a career-high toss of 50-5¾ in the shot-put ... born 6/11/68 in Clayton, GA.

BRUCE EVERETT (Bruce) TAYLOR QB
6-3, 195 Freshman from Athens, GA

Joins cousin Norman Haynes as a Tiger griddier ... comes to Clemson after a sterling all-around athletic career at Cedar Shoals High School ... earned a total of 10 varsity letters in three different sports ... played football for John Waters ... in addition to earning three letters in football (at three different positions), he garnered letters in basketball (3) and track (4) ... voted most valuable performer in both basketball and football ... selected to play in the Florida-Georgia All-Star game this past summer ... played for the North squad in Georgia's state all-star game last fall ... as a sophomore he caught 12 receptions at tight end for 260 yards and two touchdowns ... playing flanker as a junior he was on the receiving end of 29 passes for 760 yards (26 yards per reception) and seven TDs ... switching to quarterback as a senior he completed 53 of 107 passes for 1200 yards and nine scores ... he also rushed for 590 yards (12.4 yards per carry) and ran for eight TDs ... born 12/14/67 in Athens, GA.

ANDREW WALKER OL
6-5, 255 Freshman from Norwalk, CT

A **Sporting News** Top 100 selection ... also a Bally All-American and second-team USA All-American ... rated among the Top 16 players in the New England area and selected All-East according to Joe Terranova ... top 50 pick by **Street and Smith** and chosen as top player in Connecticut by one service ... cousin of Clemson linebacker Duane Walker ... could move in and give the Tigers help in young offensive line right away.

ANTHONY WARE OL
6-6, 290 Freshman from Belles Glades, FL

Parade All-American who should help the Tigers in the offensive line ... also a **Sporting News** honorable mention All-American ... selected to Florida All-State team and named member of Florida's Super Seniors team last year ... Joe Terranova tagged him one of the best prep offensive linemen in the nation ... has run the 40 in under five seconds, quite an accomplishment for someone tipping the scales near 300 pounds ... should play a tackle position this season for the Tigers ... born 8/21/67.

1985 All-ACC TEAM
(Selected by the Atlantic Coast Sportswriters Association)

OFFENSIVE TEAM

Player, School	Pos	Hgt	Wgt	Class
Earl Winfield (80), North Carolina	WR	6-0	187	Sr.
James Brim (33), Wake Forest	WR	6-3	188	Jr.
Jim Riggs (70), Clemson	TE	6-5	235	Jr.
#*Jim Dombrowski (99), Virginia	T	6-5	296	Sr.
John Maarleveld (42), Maryland	T	6-5	303	Sr.
*Steve Reese (93), Clemson	G	6-3	270	Sr.
Len Lynch (81), Maryland	G	6-2	269	Sr.
Harold Garren (90), Virginia	C	6-3	253	Sr.
Erik Kramer (41), N.C. State	QB	6-1	194	Jr.
Barry Word (97), Virginia	RB	6-2	218	Sr.
Kenny Flowers (33), Clemson	RB	6-0	210	Jr.
Kenny Stadlin (95), Virginia	PK	5-8	173	Sr.

DEFENSIVE TEAM

Pat Swilling (98), Georgia Tech	L	6-4	245	Sr.
*Bruce Mesner (84), Maryland	L	6-6	263	Jr.
*Gary Baldinger (63), Wake Forest	L	6-2	250	Sr.
Steve Berlin (57), Clemson	L	6-5	275	Sr.
Reuben Davis (52), North Carolina	L	6-3	271	So.
Ted Roof (62), Georgia Tech	LB	6-1	227	Sr.
Chuck Faucette (54), Maryland	LB	6-3	235	Jr.
Cleve Pounds (83), Georgia Tech	B	6-1	191	Sr.
*Al Covington (78), Maryland	B	6-0	197	Sr.
Larry Griffin (72), North Carolina	B	6-1	197	Sr.
Keeta Covington (56), Maryland	B	5-9	189	Jr.
Tommy Barnhardt (88), North Carolina	P	6-3	208	Sr.

(Votes Received Out of a Possible 104 Shown in Parenthesis)

(#Named to 1983 All-ACC Team)

(*Named to 1984 All-ACC Team)

Tiger Veteran Reserves

Benedict Arnold


The ultimate Benedict Arnold of college football is Bob Williams. Although the rivalry was not at the pitch it is today, this gentleman coached at both Clemson and South Carolina. He guided the Gamecocks in 1902 and 1903 and served the Tigers in 1906, 1909 and 1913 to 1915. He was never on the losing side, either, as he was 1-0 for South Carolina against Clemson, and 3-0-1 for Clemson against the Gamecocks. Think of the money he could command today.




Crosby Broadwater




Blake Campbell




Tee Carrigan




Terry Gemas




Steve Gerrald




Cameron Gibson




Ted Harris



Russ Hebert




Thomas Jackson




Stafone Jefferson




Tripp May



Greg Sox



Jeff Thomason



Joe Turbeville



Fernandez West

Career Highs

Who Does He Root For?

Only one player in history has served as captain at both Clemson and South Carolina. Cary Cox was a South Carolina player and captain in 1943, then, after the war, transferred to Clemson and served as a captain of the 1947 team. In recent memory Paul Williams is the only other football player to play for both schools. He played for Clemson against South Carolina in 1978 and for South Carolina against Clemson in 1980 and 1981.

OFFENSE

Randy Anderson, QB

Att: 33 vs. Georgia, 1985
Comp: 17 vs. VPI, 1985
Yds: 220 vs. VPI, 1985
Pct: .667 vs. Duke, 1984
Rush Att: 5 vs. Georgia, 1985
Rush Yds: 9 vs. VPI, 1985
Plays: 38 vs. Georgia, 1985
Total Off: 229 vs. VPI, 1985

Terrence Flagler, TB

Att: 22 vs. W. Carolina, 1983
Yds: 139 vs. W. Carolina, 1983
Avg: 9.4 vs. Virginia, 1984
TDs: 2 vs. Virginia, 1984
Rec: 3 vs. Maryland, 1984
Rec Yds: 27 vs. Georgia, 1984

Kenny Flowers, TB

Att: 27 vs. Minnesota, 1985
Yds: 148 vs. Minnesota, 1985
Avg: 13.6 vs. Maryland, 1983
TDs: 3 vs. Virginia, 1983,
N.C. State, 1985
Rec: 2 vs. Georgia, 1985
Rec Yds: 64 vs. Maryland, 1983
TDs/Rec: 1 vs. Maryland, 1983

Steve Griffin, TB

Att: 16 vs. Virginia, 1984
Yds: 85 vs. Duke, 1984
Avg: 17.0 vs. Duke, 1984
TDs: 1 vs. many teams
KOR: 3 vs. Wake Forest, 1982
KOR Yds: 40 vs. North Carolina, 1982

Keith Jennings, WR

Rec: 3 vs. Minnesota, 1985
Rec Yds: 41 vs. Minnesota, 1985
Yds/Rec: 15.5 vs. Virginia, 1985
TDs: 1 vs. Minnesota, 1985

Tracy Johnson, FB

Att: 12 vs. Kentucky, 1985
Yds: 55 vs. Kentucky, 1985
Avg: 9.7 vs. North Carolina, 1985
TDs: 1 vs. Maryland, 1985
Rec: 1 vs. Kentucky, 1985,
1 vs. UNC, 1985
Rec Yds: 12 vs. Kentucky, vs. UNC, 1985

Chris Lancaster, FB

Att: 5 vs. Duke, 1985
Yds: 11 vs. Duke, 1985
Avg: 2.7 vs. Virginia, 1985

Rod Quick, FB

Att: 2 vs. many teams
Yds: 14 vs. Duke, 1984
Avg: 7.0 vs. Duke, 1984
Rec: 6 vs. Georgia Tech, 1985
Rec Yds: 27 vs. Georgia Tech, 1985

Jim Riggs, TE

Rec: 3 vs. many teams
Rec Yds: 83 vs. Georgia, 1985
Yds/Rec: 27.7 vs. Georgia, 1985
TDs: 1 vs. Georgia, 1985

Terrance Roulhac, WR

Rush: 1 vs. 3 teams
Yds: 26 vs. Virginia, 1985
Rec: 5 vs. Georgia Tech, 1984
Yds: 129 vs. Duke, 1984
Yds/Rec: 31.5 vs. Minnesota, 1985
TDs: 2 vs. Duke, 1984
KOR: 4 vs. Minnesota, 1985
KOR Yds: 90 vs. Minnesota, 1985

David Treadwell, PK

FGA: 4 vs. North Carolina, 1985
FGM: 3 vs. South Carolina, 1985
EPA: 4 vs. N.C. State, 1985,
vs. Maryland, 1985
EPM: 4 vs. N.C. State, 1985,
vs. Maryland, 1985
Pts: 10 vs. South Carolina, 1983
LK: 49 vs. South Carolina, 1985

Ray Williams, WR

Rush Att: 1 vs. many teams
Rush Yds: 25 vs. Kentucky, 1985
Rec: 6 vs. Virginia, 1984
Yds: 108 vs. Virginia, 1984
Yds/Rec: 51.0 vs. Virginia, 1985
TDs: 2 vs. Virginia, 1984
KOR: 6 vs. Kentucky, 1985
KOR Yds: 115 vs. Kentucky, 1985

Rodney Williams, QB

Att: 24 vs. Minnesota, 1985
Comp: 10 vs. Wake Forest, 1985
Yds: 159 vs. Minnesota, 1985
Pct: .583 vs. Virginia, 1985
TDs: 1 vs. Wake Forest, 1985
Rush Att: 5 vs. Duke, 1985,
vs. Minnesota, 1985
Rush Yds: 44 vs. Duke, 1985
Plays: 29 vs. Minnesota
Total Off: 173 vs. Wake Forest

Kevin Brady, SS

Tot. Tackles: 4 vs. Duke, 1985
1st Hits: 3 vs. Virginia, 1984
3 vs. Duke, 1985
PBUs: 1 vs. many teams

Lawrence Brunson, DE

Tot. Tackles: 12 vs. Georgia, 1985
1st Hits: 5 vs. Virginia Tech, 1985
PBUs: 2 vs. Virginia Tech, 1985
TL: 1 vs. Virginia Tech, 1985
1 vs. South Carolina, 1985
-Yds: 6 vs. Virginia Tech, 1985
Sacks: 1 vs. Virginia Tech, 1985

Raymond Chavous, MG

Tot. Tackles: 9 vs. South Carolina, 1985
1st Hits: 6 vs. Maryland, 1985
6 vs. South Carolina, 1985
TL: 3 vs. South Carolina, 1985
-Yds: 8 vs. South Carolina, 1985
Sacks: 2 vs. South Carolina, 1985

Rodney Curtis, DE

Tot. Tackles: 9 vs. Georgia Tech, 1985
1st Hits: 5 vs. Kentucky, 1985
PBUs: 2 vs. South Carolina, 1985
TL: 1 vs. Georgia Tech, 1985
-Yds: 3 vs. Georgia Tech, 1985

Mark Drag, MG

Tot. Tackles: 9 vs. N.C. State, 1985
1st Hits: 6 vs. N.C. State, 1985
TL: 4 vs. N.C. State, 1985
-Yds: 25 vs. N.C. State, 1985
Sacks: 2 vs. N.C. State, 1985

James Earle, LB

Tot. Tackles: 10 vs. North Carolina, 1985
1st Hits: 4 vs. Virginia Tech, 1985
4 vs. North Carolina, 1985
PBUs: 1 vs. Virginia Tech, 1985
1 vs. Georgia, 1985
TL: 1 vs. North Carolina, 1985
1 vs. South Carolina, 1985
Yds: 2 vs. North Carolina, 1985
2 vs. South Carolina, 1985
Int: 1 vs. Virginia, 1984
Int Ret Yds: 0 vs. Virginia, 1984

Delton Hall, CB

Tot. Tackles: 9 vs. Maryland, 1985
1st Hits: 7 vs. Virginia Tech, 1985
PBUs: 4 vs. Maryland, 1985

A.J. Johnson, FS

Tot. Tackles: 14 vs. Virginia Tech, 1985
1st Hits: 7 vs. Kentucky, 1985
7 vs. South Carolina, 1985
PBUs: 1 vs. many teams

DEFENSE

Gene Beasley, SS

Tot. Tackles: 11 vs. Wake Forest, 1985
1st Hits: 8 vs. Wake Forest, 1985
PBU's: 2 vs. Wake Forest, 1985
TL: 1 vs. North Carolina, 1985
-Yds: 7 vs. North Carolina, 1985

Terence Mack, BAN

Tot. Tackles: 16 vs. Maryland, 1985
 1st Hits: 9 vs. Maryland, 1985
 TL: 2 vs. Wake Forest, 1985
 -Yds: 11 vs. N.C. State, 1985
 PBU: 2 vs. Georgia Tech, Duke, 1985
 Sacks: 1 vs. N.C. State, 1985
 Int: 2 vs. Appalachian State, 1984
 Int Ret Yds: 25 vs. Wake Forest, 1983

Richard McCullough, DT

Tot. Tackles: 6 vs. Georgia, 1985
 1st Hits: 5 vs. Georgia, 1985

Dwayne Meadows, DT

Tot. Tackles: 13 vs. Minnesota, 1985
 1st Hits: 10 vs. Minnesota, 1985
 TL: 2 vs. Appalachian State, 1984
 -Yds: 14 vs. Virginia, 1984
 Sacks: 1 vs. many teams

Wesley McFadden, CB

Tot. Tackles: 5 vs. Wake Forest, 1985
 1st Hits: 3 vs. Wake Forest, 1985
 PBU: 1 vs. N.C. State, 1985

Pat McKenny, MG

Tot. Tackles: 6 vs. Duke, N.C. State, 1985
 1st Hits: 3 vs. three teams, 1985
 TL: 1 vs. Duke, N.C. State, 1985
 -Yds: 7 vs. Duke, 1985
 Sacks: 1 vs. Duke, N.C. State, 1985

Michael Dean Perry, DE

Tot. Tackles: 10 vs. Virginia Tech, 1984
 1st Hits: 7 vs. Virginia Tech, 1984
 TL: 3 vs. N.C. State, 1984
 -Yds: 19 vs. Virginia Tech, 1984
 Sacks: 3 vs. Virginia Tech, 1984
 PBU: 2 vs. three teams, 1985

Brian Raber, MG

Tot. Tackles: 10 vs. Virginia Tech, 1985
 1st Hits: 6 vs. Virginia Tech, 1985
 TL: 1 vs. Virginia Tech, 1985
 1 vs. South Carolina, 1985
 -Yds: 2 vs. Virginia Tech, 1985
 Int: 1 vs. N.C. State, 1985
 Int Ret Yds: 14 vs. N.C. State, 1985

Matt Riggs, SS

Tot. Tackles: 3 vs. three teams
 1st Hits: 2 vs. N.C. State, 1985
 2 vs. Wake Forest, 1985

Richard Smith, FS

Tot. Tackles: 2 vs. Maryland, 1985
 2 vs. South Carolina, 1985
 1st Hits: 2 vs. several teams

Duane Walker, LB

Tot. Tackles: 5 vs. N.C. State, 1985
 1st Hits: 2 vs. N.C. State, 1985
 2 vs. North Carolina, 1985

Perry Williams, CB

Tot. Tackles: 9 vs. Virginia Tech, 1985
 1st Hits: 4 vs. four teams
 PBU: 5 vs. Virginia Tech, 1985
 TL: 1 vs. Wake Forest, 1985
 1 vs. Maryland, 1985
 -Yds: 3 vs. Wake Forest, 1985
 Int: 1 vs. N.C. State, South Carolina, 1985
 Int Ret Yds: 9 vs. South Carolina, 1985

ATLANTIC COAST CONFERENCE CHAMPIONS

Year	Team & Bowl	W	L	T	Pts.	Opp	1970	Wake Forest	5	1	0	128	110
1953	Duke	4	0	0	105	27	1971	North Carolina	6	0	0	165	57
	Maryland (Orange)	3	0	0	70	6							
1954	Duke (Orange)	4	0	0	122	47	1972	North Carolina (Sun)	6	0	0	149	72
1955	Maryland (Orange)	4	0	0	105	26	1973	N.C. State (Liberty)	6	0	0	197	93
	Duke	4	0	0	94	14	1974	Maryland (Liberty)	6	0	0	198	35
1956	Clemson (Orange)	4	0	1	50	13	1975	Maryland (Gator)	5	0	0	182	73
1957	N.C. State	5	0	1	130	60	1976	Maryland (Cotton)	5	0	0	111	24
1958	Clemson (Sugar)	5	1	0	87	80	1977	North Carolina (Liberty)	5	0	1	131	54
1959	Clemson (Bluebonnet)	6	1	0	181	77	1978	Clemson (Gator)	6	0	0	183	71
1960	Duke (Cotton)	5	1	0	129	40	1979	N.C. State	5	1	0	120	96
1961	Duke	5	1	0	102	43	1980	North Carolina (Bluebonnet)	6	0	0	166	63
1962	Duke	6	0	0	134	43	1981	Clemson (Orange)	6	0	0	195	56
1963	North Carolina (Gator)	6	1	0	107	49	1982	Clemson	6	0	0	196	95
1964	N.C. State	5	2	0	94	117	1983	Maryland (Florida-Citrus)	5	0	0	154	71
1965	Clemson	5	2	0	99	76	1984	Maryland (Sun)	5	0	0	204	102
	N.C. State	5	2	0	97	62	1985	Maryland (Cherry)	6	0	0	192	92
1966	Clemson	6	1	0	162	108							
1967	Clemson	6	0	0	118	38							
1968	N.C. State (Peach)	6	1	0	170	74							
1969	South Carolina (Peach)	6	0	0	130	61							

Strength Training

Go Team Go

Former Clemson basketball player Edward Bynum was a manager before he joined the varsity in 1984, but he is not the only varsity athlete recruited off a student organization to competitive duty. In 1903 Doc Ezell, the head cheerleader, joined the football team at mid-season because of injuries and played with the club the rest of the year. He certainly didn't hurt the team. The Tigers finished 4-1-1.

Clemson has one of the top winning percentages in the nation over the last 10 seasons and this improvement on the gridiron parallels the improvement in the strength training facility. After three major refurbishings in the last eight years Clemson now has one of the best, if not the best, weight rooms in the nation. Over half a million dollars worth of modern equipment is available as a staff of six weight coaches supervises individual programs for each Tiger gridder.

Second-year coach Gary Wade, former head strength coach of the Detroit Lions, supervises the facility and his knowledge of the profession and the sport is second to none. He spent five years with the Lions and before that he worked as an undergraduate and graduate student at the University of Nebraska.

The 8,000 square foot facility comfortably houses the top of the line in Nautilus, AMF Free Weights and CAM-II equipment. With a recent expansion Clemson now has over 10 tons of free weights, 12 new ceiling fans, a 16-speaker sound system and new windows that let that beautiful South Carolina sunshine into the spacious area. It might be the most pleasant working environment for such strenuous activity in the nation.

A major reason Clemson has excelled in sports in recent years is the development of the strength and conditioning program. The facility was designed not only for the football team's training, but for all of Clemson's 18 varsity sports. Each athletic team has its own training program. The program for most sports is designed for each individual, but the football workout is broken down by position.

"We want well-balanced workouts," says Wade. "We want our football players to have good strength and flexibility and be well-conditioned. We want them to be able to perform at peak efficiency for four quarters.

"I think we've made tremendous strides so far. We've also set standards with the players - we want them to live up to their capabilities and to think that, 'I owe it to myself and the rest of the team to be the best athlete I can possibly be.' "

Wade's impact has already been felt by the Clemson athletic teams as evidenced by the number of All-Americans (24) for 1985-86 and 10 top 30 national team finishes. The women's program finished ranked 18th and the men's program 22nd among the nation's athletic programs, according to **The Knoxville Journal's** 1986 collegiate all-sports poll.

Comparing football strength statistics from 1985 to 1986 shows a dramatic overall improvement. The average lift for this year was the top figure on the squad a year ago. The use of a lot of free weights and a lot of explosive lifts, such as the power clean, have contributed to the

squad's tremendous overall improvement.

Clemson has placed seven football players on the All-American Strength Team over the years, including members the past two seasons. All-ACC tight end Jim Riggs was named to the squad for 1985, while Heisman Trophy candidate Kenny Flowers was a selection for the 1984 football season. Riggs, at 6-4, 245-pounds, registered the best figures in all three major lifts - bench, leg sled and power clean, as well as the top 40-yard time (4.63) among all Tiger tight ends. Riggs has benched 350 pounds, pressed 775 on the leg sled, and has the squad's third-best power clean figure of 334.

With continued leadership and enthusiasm provided by Wade and his capable staff, the Clemson athletic teams should continue to distinguish Clemson University.

BENCH PRESS

Name	Yr	Pos	Weight
Jeff Bak	So	OG	435
Tony Stephens	Jr	MG	425
Michael Dean Perry	Jr	OLB	405
Vince Taylor	Fr	LB	405
John Jansen	Jr	OG	385
Duane Walker	Jr	LB	385
Walt Howell	Fr	OLB	380
Raymond Chavous	So	DT	375
Pat Williams	So	OG	375

POWER CLEAN

Name	Yr	Pos	Weight
Frank Deluliis	So	OT	346
Ty Granger	So	OT	341
Jim Riggs	Sr	TE	334
Jeff Bak	So	OG	331
John Phillips	Jr	OG	331
Vince Taylor	Fr	LB	331
Mark Drag	So	MG	329
Terence Mack	Sr	BAN	324
Robbie Chapman	Jr	C	319
Pat Williams	So	OG	314

LEG SLED

Name	Yr	Pos	Weight
Ty Granger	So	OT	927½
Tony Stephens	Jr	MG	925
Stafone Jefferson	Fr	FB	860
Jeff Bak	So	OG	850
Mark Drag	So	MG	850
John Phillips	Jr	OG	850
Raymond Chavous	So	DT	830
Tracy Johnson	So	FB	830
Mark Inge	Fr	OG	815
Pat McKenny	So	MG	815

40-YARD DASH

Name	Yr	Pos	Time
Kenny Flowers	Sr	TB	4.34
Delton Hall	Sr	CB	4.40
Steve Griffin	Sr	TB	4.42
Terrance Roulhac	Sr	FLK	4.45
Terrence Flagler	Sr	TB	4.47
Fernandez West	Fr	DB	4.49
Tyler Grimes	So	DB	4.50
Wes McFadden	So	DB	4.50
Perry Williams	Sr	DB	4.50
Kevin Brady	Jr	SS	4.57
Gary Cooper	Fr	FLK	4.57

VERTICAL JUMP

Name	Yr	Pos	Height
Wes McFadden	So	DB	38"
Kenny Flowers	Sr	TB	35"
Richard Smith	So	FS	35"
Donnell Woolford	So	CB	35"
Stafone Jefferson	Fr	FB	34"
Keith Johnson	Fr	OLB	33"
Rodney Quick	Sr	FB	32½"
Rick Tucker	Fr	WR	32"
Ricardo Hooper	So	WR	32"
Geoff Ciniero	Sr	FS	32"
Gary Cooper	Fr	WR	32"



Gary Wade



Joey Batson



Matt Munford



Phil Threat



Brett Dalton

1986 Spring Game Review

Is this in the Scholarship Agreement?

When Clemson built Memorial Stadium in 1942 Coach Howard tried to save as much money as he could. In addition to serving as coach, he literally supervised the building of the stadium. In the summer of 1941 most of the team stayed for summer school and cleared the land they would use as a field the following season. Later in the summer of 1942 after the fourth of July, Coach Howard was without his team to finish off the project. He hired local workers to lay the sod and level off the field. Things were going a little slow so he gave an added inducement to the workers. He said he would give them 100 gallons of ice cream if they finished in a week. Sure enough, the group finished in two days what it had taken them two weeks to do and when the last bit of sod was put in they devoured the 100 gallons, right there on the floor of the stadium.

WHITE STOPS ORANGE 22-15

Runningback Terrence Flagler accounted for 166 yards in rushing and receiving to lead the White team to a 22-15 victory over the Orange team in the 1986 Clemson Spring Football Game at Memorial Stadium. The game completed Clemson's spring practice schedule on April 15.

Flagler, a red-shirted senior, had 17 carries for 67 yards rushing and showed excellent hands out of the backfield with eight receptions for 99 yards. Rising sophomore Tracy Johnson was the leading rusher in the game with 22 carries for 104 yards and a touchdown. Quarterback Rodney Williams was 13-20 for 197 yards passing and a touchdown. Keith Jennings was the top receiver for the White team with four catches for 81 yards and a touchdown.

Steve Griffin was the top rusher for the Orange team with 39 yards in 11 carries, while rising senior Terrance Roulhac had seven catches for 98 yards and a touchdown. Randy Anderson and Chris Morocco worked at quarterback for the Orange team. Anderson hit 10-17 passes for 76 yards, while Morocco, who played just the fourth quarter, hit 6-7 passes for 84 yards and a touchdown.

The White team jumped out to a 15-point lead behind three David Treadwell field goals and a Tracy Johnson touchdown run. Treadwell converted field goals of 34, 26 and 36 yards in the first half and the White team held a 9-0 lead at intermission. The White team completely dominated play in the first half as it ran twice as many plays and controlled the clock for 15 minutes out of the 24-minute first half.

The White team drove 75 yards in nine plays on the first possession of the second half behind the running of Tracy Johnson. The native of Kannapolis, NC had 41 yards in five carries in the drive and his one-yard run gave the White team a 15-0 lead.

Morocco entered the game for the Orange team in the fourth period and immediately took his team to a quick touchdown. He hit Terrance Roulhac with a 36-yard touchdown pass to complete a four-play 55-yard drive that took just 1:46.

The White team came right back, however, and drove 71 yards in five plays. The touchdown was scored on a "flee-flicker" as Rodney Williams handed the ball off to Flagler, who then pitched the ball back to Williams. The Clemson quarterback then fired a bomb to a streaking Keith Jennings, who completed the 39-yard scoring play.

Morocco led the Orange team on another scoring drive, this a nine-play, 50-yard drive that took 3:17. He opened the drive by hitting 3-4 passes for 34 yards. After Steve Griffin gained 16 yards in two plays, Rod Quick scored on a one-

yard run, cutting the White team lead to 22-15.

The White team took over the ball with 3:29 left and ran out the clock behind the running of Tracy Johnson.

Defensively, linebacker Norman Haynes, a converted strong safety, had 18 tackles, including 12 first hits for the Orange team. Linebacker Vince Taylor, a red-shirted freshman vying for a starting slot, had 12 tackles and bandit end Clay Gilstrap added 11. The White defense was led by Scott Enzor, a walk-on linebacker, who had eight tackles. A.J. Johnson added seven hits, while James Lott had three tackles, a tackle for loss and the game's only interception.

Overall, Clemson Coach Danny Ford was happy with his team's performance on Saturday and for the spring overall. "We had a very good spring practice, this was our 19th workout," said Ford. "We could have another practice, but this will be it. They have worked hard and showed some spirited play all spring. We have shown improvement over the course of the spring. I think we will have sound leadership on this team.

"We wanted to work on cutting down on turnovers this spring and we made some progress in that regard. We lost just one fumble today and had just one interception. And that does not mean the defense was not hitting, there was crisp hitting all spring and today."

Running back Kenny Flowers was held out of the spring game due to a sprained ankle. Fullback Chris Lancaster suffered a sprained knee in a scrimmage on March 29 and missed the game, while linebacker Duane Walker was out with a sprained knee.

SCORING SUMMARY:

Orange	0	0	0	15-15
White	3	6	6	7-22

W-Treadwell 34 Field Goal

W-Treadwell 26 Field Goal

W-Treadwell 36 Field Goal

W-Johnson 1 Run (Run Failed)

O-Roulhac 36 Pass From Morocco (Riggs Pass From Griffin)

W-Jennings 39 Pass From Rod Williams (Treadwell Kick)

O-Quick 1 Run (Seyle Kick)

Individual Rushing:

White: Rod Williams 4-37, T. Johnson 22-104, Flagler 17-67, England 1-6

Orange: Anderson 4-12, Griffin 11-39, Quick 5-33, Morocco 1-4, Harris 1-1

Individual Passing:

White: Rod Williams 13-20-0-197-1, Flagler 0-1-0-0-0

Orange: Anderson 10-17-1-76-0, Morocco 6-7-0-84-1

Individual Receiving:


White: Flagler 8-99, Jennings 4-81, T. Johnson 1-17

Orange: Roulhac 7-98, Quick 3-23, Griffin 2-10, Parks 1-9, Riggs 1-8, J. Williams 1-7, Harris 1-5.

Individual Tackles:

White: Haynes 18, Taylor 12, Gilstrap 11, R. Smith 9, Jollay 7, Earle 6.

Orange: Enzor 8, A. Johnson 7, McFadden 6, M. Riggs 6, Mariable 5, Raber 5, Brunson 5.



Terrence Flagler gained 166 yards in total performance in the 1986 Spring Game.

Clemson Hall of Fame

What A Start!

George Floyd will always hold a soft spot in the heart of Frank Howard. On Howard's first play as head coach in 1940 he called a wingback reverse for Floyd to carry the ball. He grabbed the ball and sped for a touchdown against Presbyterian. Clemson went on to a 38-0 victory.

Name	Sport(s)	Years In Sports	Year Inducted	Major Accomplishments
Rusty Adkins	Baseball	1965-67	1977	Clemson's only 3-time baseball All-American.
F. E. Armstrong	Football	1918-20	1978	5-year letterman, 3 time co-captain.
Stumpy Banks	Football	1915-19	1975	All-State 3 years, All-Southern 1919, 2-time Capt.
Joe Net Berry	Football	1934-36	1981	Honorable Mention All-American, Capt. of 1936 team.
Joe Blalock	Football	1939-41	1973	Two-time All-American in football.
	Basketball	1940-41		
Bob Bradley	Sports Information	1954-Present	1986	National Hall of Fame SID; CoSida Man of the Year, 1976.
Jim Brennan	Basketball	1961-64	1983	All-ACC (2nd team) for 2 years.
Clyde Browne	Soccer	1972-75	1984	Two-time All-American, only four-time Player-of-the-year in ACC Soccer history.
Shad Bryant	Football	1937-39	1979	Clemson's all-time kick returner, All-Southern Conference in 1939.
Jackie Calvert	Track	1949-51	1977	All-American football safety in 1950.
	Football	1948-50		
Jack Chandler	Track	1920-25	1984	Undefeated in 100-yard dash, starter on basketball team.
	Basketball			
Ty Cline	Baseball	1959-60	1978	All-American in 1969, .336 career average.
Roger Collins	Soccer	1969-70	1978	Two-time All-American in track, All-ACC in soccer.
	Track	1968-70		
Fred Cone	Football	1948-50	1973	Clemson's first 2,000-yard rusher, 4th all-time leading scorer.
David Cooper	Tennis	1967-69	1983	3-time ACC champion.
Walter Cox	Football	1935-51	1984	Football player and assistant coach, former Vice President for Student Affairs, University President.
	Football Coach			
Bennie Cunningham	Football	1973-75	1984	Two-time All-American, Frank Howard Award winner.
Russell Dorn	Boxing	1937-38	1979	Two-time Southern Conference boxing champ.
John Dunkelberg	Track	1958-60	1976	6 letters, set two ACC track records.
Dr. R. C. Edwards	Football	1933	1984	Manager, University President (1954-78).
R. H. Fike	President IPTAY	1934-54	1978	Founder of IPTAY.
Mac Folger	Football & Track	1934-36	1975	Led Clemson in rushing & scoring in 1936.
George Fritts	Football	1939-41	1977	3-year starter in football and track,
	Track	1942-42		All-South in football.
Steve Fuller	Football	1975-79	1986	ACC-Player-of-Year two consecutive years and also graduated with a 3.93 GPR.
Bobby Gage	Football	1945-48	1976	All-American safety in 1948.
Rusty Gerhardt	Baseball	1969-72	1982	All-American pitcher, leader in career wins (34).
Mutt Gee	Football	1914-17	1975	All-State (1916-17), All Southern (1917).
Frank Gillespie	Baseball	1943, 47-49	1977	3-sport letterman, Southern Conference Athlete of the Year, President of Senior Class.
	Football	1946-48		
	Basketball	1946-49		
John Grdijan	Football	1955-57	1983	S. Carolina Lineman of Year 1957, All-ACC.
Billy Hair	Football	1950-52	1983	Two-time All-Southern Conference.
R. G. Hamilton	Football	1896	1981	First Clemson football captain.
John Heisman	Football	1900-03	1981	Coached Clemson to first undefeated season and won 83 percent of his games.
Dick Hendley	Football	1946, 48-50	1984	Jacobs Blocking Trophy winner, lifetime .331 hitter in baseball.
	Baseball	1949-51		
Doug Hoffman	Baseball	1957-59	1980	All-American, MVP of NCAA regional in baseball.
	Basketball	1956-59		
P.B. Holtzendorff, III	Swimming, Tennis	1938-41	1976	Tennis & Swimming captain in 1941, led Clemson to Southern Conference swim title in 1939.
Fred Hoover	Trainer	1958-Present	1982	National Hall of Fame trainer.
Frank Howard	Football Coach & AD	1931-74	1973	Coached Clemson to 6 bowls, 6 ACC titles and 165 wins.
Bob Hudson	Football	1947-50	1980	Four-year letterman in football & track.
	Track	1948-51		
Billy Hudson	Football	1954-56	1984	Honorable-mention football All-American.
	Track			

Name	Sport(s)	Years In Sports	Year Inducted	Major Accomplishments
Frank Jervey	Benefactor	1914-83	1975	Mr. Clemson, served athletic dept. in various advisory capacities. Athletic building named for him.
Bob Jones	Basketball	1927-30	1974	All-South Atlantic end as player, football, boxing & golf coach for 44 years.
	Football	1928-30		
	Football Coach	1931-69		
Doug Kingsmore	Baseball	1950-54	1986	.346 hitter; on All-ACC team & first ACC championship team.
Joe Landrum	Baseball	1946-47	1974	Clemson's first baseball All-American (1947).
Bull Lightsey	Football	1922, 24-25	1976	Two-time All-Southern Conference lineman.
Randy Mahaffey	Basketball	1964-67	1975	Three-time Academic All-ACC
Bill Mathis	Football	1957-59	1979	Started on 3 bowl teams, played 11 years pro football.
				Ranks in top 4 in 5 offensive football categories.
Ray Mathews	Baseball	1948-51	1978	Top 5 in Pittsburgh Steeler history in receiving.
	Football	1947-50		
John Maxwell	Football	1902-03	1974	Led Clemson to 10-2 record in two years.
Banks McFadden	Track, Football & Basketball	1937-40	1973	Named Nation's Most Versatile Athlete in 1939-40.
				First two-sport All-American in Clemson history.
Herman McGee	Trainer	1934-80	1976	National Training Hall of Fame, served Clemson 46 years.
Carl McHugh	Swimming Coach	1947-76	1983	Head swimming coach, 28 years. Natatorium named in his honor.
Covington (Goat) McMillan	Football	1928-29	1986	Backfield and head freshman coach who helped develop four All-Americans.
	Football Coach	1937-64		
Dr. Lee Milford	Chairman Athletic Council, Physician	1930-54	1981	Chairman of Athletic Council for 25 years.
		1926-54		
Jess Neely	Football Coach & AD	1931-39	1979	Head Football Coach, took Clemson to first major bowl, 1940 Cotton Bowl.
Carter Newman	Track & Basketball	1924-27	1983	Led basketball team in scoring three years.
Rock Norman	Track Coach	1940-57	1974	State cross country champion 1924.
	Basketball Coach	1941-46		
Billy O'Dell	Baseball	1952-54	1973	Built foundation of track program as coach 17 years.
Harry Olszewski	Football	1965-67	1980	Won 7 state track titles at Clemson.
Suzie Owens	Football	1919-20	1980	All-American in 1954 in baseball.
	Baseball	1920-21		Consensus All-American in 1967.
Choppy Patterson	Basketball	1959-63	1981	Captain of baseball, top offensive lineman in football.
O. K. Pressley	Football	1926-28	1978	First team All-ACC 1960, 2nd team (1961).
Flint Rhem	Baseball	1920-23	1979	Captain of 1928 team, All-Southern Conference.
R. R. Ritchie	Administrator	1955-71	1980	Pitched 12 seasons in major leagues, 20-game winner.
Rick Robbins	Academics	1967-80	1982	Chairman of Athletic Council for 17 years.
Wallace Roy	Track	1924-26	1977	13-year Academic Advisor.
	Football	1923-25		Track All-American in 1925, Best Athlete in State in 1926.
	Basketball	1925-26		
William Schilletter	Football	1911-14	1973	Captain of 1914 team, 4-year letterman.
Bob Sharpe	Football	1938-40	1982	Team Captain, 1940.
Hoke Sloan	Tennis Coach	1930-59	1977	Built foundation of Clemson tennis, Charter member of IPTAY.
Glenn Smith	Football	1949-51	1982	All-Southern receiver in 1950 and 1951.
John Snee	Basketball	1948-52	1976	All-Southern, 1952, led team in scoring 3 years.
Hal Stowe	Baseball	1957-59	1979	All-NCAA regional (1958-59); All-College World Series (1959); had 14 of team's 22 wins in 1958.
				12th in career rushing with 1545 yards and also 12th in career scoring with 129 points.
Charlie Timmons	Football	1938-42	1986	Member of Clemson State champion cross country team, 1922.
Strom Thurmond	Track	1921-23	1983	Winner of Frank Howard Award (1970), played on two Super Bowl Champions with Dallas.
Charlie Waters	Football	1967-69	1981	All-American running back in 1957.
Joel Wells	Football	1954-56	1974	Academic All-American, 1957.
Harvey White	Football	1957-59	1981	All-South in 1937, All-State 1937 and 1938.
Charles Woods, Jr.	Football	1936-38	1975	All-South in 1950.
Windy Wyndham	Football	1948-50	1980	Four-time ACC Champion.
Jimmy Wynn	Track	1962-64	1982	Clemson's first All-ACC player, 2nd ranked all-time scorer.
Bill Yarborough	Basketball	1952-57	1974	First-team All-ACC.
Vince Yockel	Basketball	1955-58	1982	

Clemson Sports Review for 1985-86

Wrigley Field

Only one game in Clemson history has been called on account of darkness. In 1905 the Tigers were leading Auburn 26-0 when both coaches decided it was just too dark to keep playing so the game was called. That should be the only game in history called at Clemson as Memorial Stadium now is complete with lights in anticipation of television games for the future.

Post-season activity highlighted the 1985-86 sports year at Clemson University, as 15 of the 18 athletic teams were involved in post-season championships. Ten of Clemson's teams finished in the top 30 in the nation last year, seven in the top 20, and four individuals finished runner-up in national championships. The women's program ranked 18th in the country while the men were 22nd, according to The Knoxville Journal's collegiate all-sports poll.

The Tiger teams captured four Atlantic Coast Conference titles, including an 11th ACC soccer crown, the first ever men's swimming title, a sixth men's tennis title, and fifth straight women's tennis championship.

Taking national team honors for Clemson was the defending NCAA Champion soccer team, which spent most of the year ranked number-one, but had to settle for a final national ranking of fourth after losing in the round of 16 in its 13th NCAA tournament.

The men's and women's tennis teams reached new heights as both clubs were among the favorites to win their respective NCAA titles. Chuck Kriese's Tigers spent most of the year ranked in the top three, including a school-record high of No. 2 in February, but claimed a final ranking of fifth, which marked the eighth consecutive season in the top 15. Coach Andy

Johnston's Lady Tigers reached a high of fourth in the country on three different occasions and ended up eighth in the final poll.

Clemson's swimming program established a solid national reputation this season as the women finished ranked seventh in the country, best ever finish for any Clemson swim team. The men's team captured the school's first ever ACC title and wound up 35th overall at NAAs.

Wrestling and golf maintained their strong standing among the traditional NCAA leaders. The wrestlers finished 19th in the NCAA dual meet poll and they wound up 20th at NAAs, as Clemson had representatives at the NCAA tournament for the sixth straight year.

Coach Larry Penley guided the golfers to a fifth straight NCAA appearance, sixth overall, and a finish of 21st in the championship. Sophomore Brad Clark captured the long driving contest at the NCAA golf tournament and also led after the first day of the tournament as he shot a 68 to share the lead with eventual NCAA champ Scott Verplank of Oklahoma State and Wake Forest's Tim Straub.

The Tiger football and basketball programs were in the national spotlight once again, as the gridgers made a 12th post-season bowl appearance in the Independence Bowl and the round-

ballers reached the quarterfinals of the National Invitation Tournament. Coach Danny Ford's football squad had five players selected to the All-ACC Academic team, the most ever, and more than any school in the ACC.

Clemson had six ACC MVPs last year, one less than the school record of seven. Gary Connor became the 11th Clemson soccer player to be so honored. Pam Hayden copped the women's swimming MVP, while Chuck Wade won his second straight ACC Diving MVP. Wrestler Joey McKenna was an ACC MVP recipient as he won his 150-pound division and rookie Ingelise Driehuis was the fifth Lady Tiger tennis player to be named MVP. Chuck Baldwin was chosen the league's baseball MVP, marking the third time Clemson has had back-to-back winners since 1973.

Four coaches were chosen ACC Coach-of-the-Year in their respective sports. For the second straight year Bob Boettner and Andy Johnston were accorded the honors. Boettner was selected co-coach for the women and won it outright in the men's division, while Johnston collected his third league coaching award. Soccer mentor I.M. Ibrahim won his third and Chuck Kriese picked up his second ACC award and third Southern Tennis Association Coach of the Year honor.

CLEMSON SPORT BY SPORT SUMMARY FOR 1985-86

Sport	Home	Away	Neut	ACC	Overall	Pct	ACC Reg Finish	ACC Trn Finish	National Ranking	All-ACC Players	All-American Players
*Women's Tennis	12-1	7-1	7-1	7-0	26-3	.897	1st	1st	8th	6	2
*Men's Soccer	15-1	4-2	0-0-2	5-1	19-3-2	.833	1st	NA	4th	4	3
*Men's Tennis	8-0	7-4	16-3	7-0	31-7	.816	1st	1st	5th	3	3
*Wrestling	9-1	1-2	6-3	3-2	16-6	.727	3rd	4th	19th	1	1
*Women's Swimming	3-1	2-1	0-0	2-1	5-2	.714	3rd	3rd	7th	8	6
Baseball	23-7	15-11	4-3	9-4	42-21	.667	3rd	3rd	--	2	1
*Men's Basketball	14-5	3-8	2-2	3-12	19-15	.559	7th	5th (T)	--	0	0
*Football	3-3	3-2	0-1	4-3	6-6	.500	3rd (T)	NA	--	4	1
Women's Basketball	8-6	3-8	1-2	4-11	12-16	.429	6th	5th (T)	--	0	0
*Men's Swimming	3-2	0-3	0-0	2-2	3-5	.375	4th	1st	35th	5	0
Volleyball	3-6	6-7	4-13	3-4	13-26	.333	6th	5th (T)	--	1	1
*Men's Cross Country							NA	3rd	--	1	0
*Men's Indoor Track							NA	NA	--	NA	1
*Men's Outdoor Track							NA	2nd	30th	11	2
*Women's Cross Country							NA	2nd	15th	1	0
*Women's Indoor Track							NA	NA	19th	NA	1
*Women's Outdoor Track							NA	4th	23rd (T)	3	2
*Golf							NA	4th	21st	0	0
Men's Totals	75-19	33-32	28-12-2	33-24	136-63-2	.635	2 1st	2 1st	5 top 30	31	12
Women's Totals	26-14	18-17	12-16-0	16-16	56-47	.544	1 1st	1 1st	5 top 30	19	12
OVERALL TOTALS	101-33 (.754)	51-49 (.510)	40-28-2 (.586)	49-40 (.551)	192-110-2	.635	3 1sts	3 1sts	10 top 30	50	24

*Denotes Advanced to post-season play

1985 Statistics & 1986 Rosters



Interview Notes

1985 Tiger Stats

All-American Boy

When you discuss Clemson's all-time student-athletes, Mike Eppley certainly comes to mind among contemporary Clemson fans. But, Tiger fans of the late forties recall Frank Gillespie, perhaps Clemson's all-time student-athlete. Gillespie is one of just two athletes in Clemson history to letter in football, basketball and baseball (Dewey Quinn is the other), and he won the McKelvin Award as the Southern Conference's top all-around athlete in 1948. Gillespie started in all three sports. In addition to all this, Gillespie had a 3.0 GPA in electrical engineering, and was president of the Clemson student body.

1985 Clemson Football Stats (6-6 Overall, 4-3 in ACC)

TEAM STATISTICS	CLEM	OPP
TOTAL OFFENSE	4283	4331
Total Plays	860	887
Yards Per Play	5.0	4.9
Yards Per Game	356.9	360.9
NET YARDS RUSHING	2688	2167
Attempts	603	568
Yards Per Game	224.0	180.6
Yards Per Rush	4.5	3.8
PASSING YARDS	1595	2164
Attempts	257	319
Completions	125	180
Had Intercepted	10	11
Completion %	.486	.564
Yards Per Attempt	6.2	6.8
Yards Per Completion	12.7	12.0
Yards Per Game	132.9	180.3
PUNTING YARDS	2276	2297
Number of Punts	57	60
Average Punt	39.9	38.2
Had Blocked	0	3
Net Punting	36.6	36.6
PUNT RETURN YARDS	100	190
# of Returns	19	24
Average Return	5.3	7.9
INTERCEPTION RETURN YDS	86	70
# of Interceptions	11	9
Average Return	7.8	7.8
TOTAL RETURN YARDS	186	260
KICKOFF RETURN YARDS	915	561
# of Returns	43	25
Average Return	21.3	22.4
TOTAL FIRST DOWNS	235	248
By Rushing	145	123
By Passing	73	110
By Penalty	17	15
PENALTIES (No-Yds)	86-813	68-591
FUMBLES (No-Lost)	32-23	27-17
TOTAL TURNOVERS	33	28
QB SACKS BY	22-140	10-91
3rd Down Conversions	88-195	76-181
Percentage	.451	.420
TIME OF POSSESSION	348:24	366:36
Per Game	29:01	30:59

KICKING	0-29	30-39	40-49	+ 50	TOT	LK
Treadwell	4-6	8-8	5-8	0-2	17-24	49
Otorubio				0-1	0-1	
Totals	4-6	8-8	5-8	0-3	17-25	49

SCORING BY QUARTERS

Clemson	51	73	58	62	-	244
Opponents	30	77	33	82	-	222

QB TOTAL OFFENSE

	Plays	Yds	Yds/P	TDR	Yds/P
Anderson	145	669	4.6	2	66.9
Rod Williams	178	899	5.0	1	74.9

TEAM SCORING

	CLEM	OPP
Total Points	244	222
Points Per Game	20.3	18.5
Touchdowns	27	25
By Rushing	20	11
By Passing	6	12
By Recovery	0	1
By Return	1	1
Field Goals	17-25	16-23
Safeties	1	0
PAT-Kick	25-25	24-25
PAT-Run	0-0	0-0
PAT-Pass	2-2	0-0

RUSHING	GP-GS	TC	GAIN	LOST	NET	AVG	TD	LG
Flowers, TB-FB	12-4	227	1225	25	1200	5.3	13	52
Driver, TB	11-8	181	855	24	831	4.6	2	29
Flagler, TB	9-0	52	258	26	232	4.3	2	47
T. Johnson, FB	9-2	39	198	1	197	5.1	1	22
Ro. Williams, QB	12-9	56	178	51	127	2.3	0	23
Ra. Williams, WR	12-11	4	50	9	41	10.3	1	25
Roulhac, WR	12-10	3	37	0	37	12.3	1	26
Smith, FB	11-4	8	27	0	27	3.4	0	6
Lancaster, FB	8-5	8	19	0	19	2.4	0	5
Quick, FB	12-0	3	11	0	11	3.7	0	5
Anderson, QB	10-3	22	37	71	-34	-1.5	0	8
CLEMSON	12	603	2895	207	2688	4.5	20	52
Opponents	12	568	2439	272	2167	3.8	11	48

PASSING	GP-GS	CMP-ATT	INT	YDS	TD	LG	PCT	EFF
Rod Williams	12-9	56-122	5	772	1	51	.459	93.2
Anderson	10-3	63-123	5	703	2	46	.512	96.4
Driver	11	5-10	0	91	2	57	.500	192.4
Ray Williams	12	1-2	0	29	1	29	.500	336.8
CLEMSON	12	125-257	10	1595	6	57	.486	100.7
Opponents	12	180-319	11	2164	12	54	.564	118.9

RECEIVING	GP-GS	REC	YDS	AVG	TD	LG	3D
Roulhac, WR	12-10	31	533	17.2	3	57	6
Ray Williams, WR	12-11	24	400	16.7	1	51	7
Riggs, TE	12-12	18	203	11.3	1	43	6
Quick, FB	12-0	11	73	6.6	0	12	4
Flagler, TB	9-0	10	54	5.4	0	15	5
Jennings, WR	12-1	7	103	14.7	1	21	3
Driver, TB	11-8	7	71	10.1	0	41	1
Flowers, TB-FB	12-4	5	26	5.2	0	12	1
Boyer, WR	12-0	4	58	14.5	0	20	2
G. Smith, FB	11-4	4	26	6.5	0	10	1
T. Johnson, FB	9-2	2	24	12.0	0	12	0
Charleston, WR	11-0	1	15	15.0	0	15	0
Cooper, WR	2-1	1	9	9.0	0	9	0
CLEMSON	12	125	1595	12.7	6	57	36
Opponents	12	180	2164	12.0	12	54	43

PUNTING	NO	BLK	YDS	AVG	- 20	+ 50	RET	LP	NET
Newell	57	0	2276	39.9	9	5	24-109	59	36.6
Opponents	60	3	2297	38.2	15	10	19-100	58	36.6

SCORING	TDS	(R-P-Re)	PAT	FG-FGA	PTS
Flowers	13	13-0-0			78
Treadwell			25-25	17-24	76
Roulhac	4	1-3-0			24
Flagler	2	2-0-0	1 pass		14
Ray Williams	2	1-1-0			12
Driver	2	2-0-0			12
Jim Riggs	1	0-1-0			6
T. Johnson	1	1-0-0			6
Per Williams	1	0-0-1			6
Jennings	1	0-1-0			6
G. Smith			1 pass		2
Otorubio				0-1	0
Team			1 safety		2
CLEMSON	27	20-6-1	27-27	17-25	244
Opponents	25	11-12-2	24-25	16-23	222

PLAYER	GP-GS	TOT	HITS	AST	TL-YDS	SACKS	PBU's
Walls, LB	12-10	153	87	66	3-16	2-14	1
K. Williams, LB	12-12	138	86	52	6-27	3-23	1
A. Johnson, FS	12-12	117	52	65			6
Mack, Ban	11-10	102	46	56	5-20	2-13	8
Meadows, DT	12-11	82	50	32	4-7	1-3	1
Hall, CB	12-12	74	36	38			15
Raber, MG	12-11	67	35	32	2-3		1
Berlin, DT	8-8	67	43	24	9-41	3-26	2
Earle, Ban	12-3	65	27	38	3-5		2
Per Williams, CB	12-12	63	26	37	2-5		13
Milton, LB	12-2	61	41	20			
Chavous, DT	12-4	56	33	23	4-12	2.5-11	
Danforth, SS	9-8	55	23	32	3-9		3
Drag, MG	12-1	46	26	20	6-28	2.5-24	
McKenny, MG	12-0	34	18	16	3-18	2-15	
Perry, DE	7-6	34	19	15	7-20	2-5	6
Beasley, SS	11-3	32	16	16	1-7		5
Brunson, DE	6-2	31	13	18	2-7	1-6	2
Curtis, DE	9-2	29	14	15	1-5		1
McCullough, DT	6-1	26	16	10			
Woolford, CB	12-0	21	12	9			1
McFadden, DB	10-0	20	8	12			1
Isaacs, SS	4-0	18	7	11			1
Brady, FS	11-0	18	11	7			2
M. Riggs, SS	8-1	17	6	11			
Walker, DE	8-1	15	7	8			
Dawson, DE	10-0	10	4	6	2-5		
R. Smith, CB	11-0	10	5	5			
Burton, LB	5-0	9	4	5			
Granger, DT	10-0	8	4	4	1-7	1-7	
Haynes, SS	11-0	6	1	5			1
Griffin, CB	12-0	5	3	2			
Harper, DT	7-0	3	2	1			
Pat Williams, DT	8-0	2	0	2			
Gilstrap, Ban	5-0	2	0	2			
Ciniero, CB	10-0	1	0	1			
Jollay, LB	8-0	1	0	1			
Enzor, LB	7-0	1	0	1			
Taylor, LB	1-0	1	1	0			

CF (18) Danforth 2, Meadows 2, K. Williams 2, Walls 2, Perry, A.J. Johnson, P. Williams, Berlin, McCullough, Brady, Milton, Walker, Mack, Raber.

[illegible]

1986 Signees

NAME	YEAR	POS	BIRTH	HGT	WGT	HOMETOWN	HIGH SCHOOL	COACH
Terry Allen	Fr.	RB	2-21-68	6-0	185	Commerce, GA	Banks County	Ronnie Parson
Richard Beattie	Fr.	DB	8-19-68	6-1	197	Warwick, NY	Warwick	John Garcia
Page Belcher	Fr.	OL	3-5-68	6-4	248	Irmo, SC	Irmo	Joe Turbeville
Scott Beville	Fr.	LB	12-18-68	6-3	220	Ocala, FL	Forest	Jim Simmons
Chip Davis	Fr.	QB-P	10-7-68	5-11	195	Evans, GA	Evans	Coley Cassedy
Reggie Demps	Fr.	RB	8-31-67	6-0	188	Orlando, FL	Oak Ridge	John Hemmer
Stacy Fields	Fr.	LB	12-29-67	6-4	215	Beaufort, SC	Beaufort	Mike Rentz
Mervin Green	Fr.	LB	3-15-68	6-2	235	Holly Hill, SC	Roberts	Bernard McDaniel
Vance Hammond	Fr.	DT	12-4-67	6-8	270	Spartanburg, SC	Dorman	Al Clark
Eric Harmon	Fr.	OG	3-3-67	6-2	252	Camden, NJ	Camden	Butch Gale
Stacy Long	Fr.	L	9-30-67	6-3	265	Griffin, GA	Griffin	Lloyd Bohannon
Chip Lingerfelt	Fr.	PK	10-23-67	5-10	155	Asheville, NC	Roberson	William Huffstetler
Cortez Martin	Fr.	RB	8-15-68	6-1	212	Bluefield, W. VA	Bluefield	John Chamera
Rod Mitchell	Fr.	DE	3-17-68	6-9	225	Cheraw, SC	Cheraw	Bournie Bourne
Vince Robinson	Fr.	QB	2-1-68	6-3	235	Jacksonville, FL	Raines	Freddie Stevens
Allen Smith	Fr.	DL	6-8-66	6-2	245	Waimanalo, Hawaii	Kailua	Alex Kane
Robbie Spector	Fr.	RB	5-29-68	6-0	195	Calhoun, GA	Calhoun	Jerry Smith
Carlton Speed	Fr.	L	6-11-68	6-3	262	Dillard, GA	Rabun County	Bill Hale
Bruce Taylor	Fr.	QB-DB	12-14-67	6-3	195	Athens, GA	Cedar Shoals	John Waters
Andrew Walker	Fr.	OL	7-5-68	6-5	255	Norwalk, CT	Norwalk	Jim Miceli
Anthony Ware	Fr.	DT	8-21-67	6-6	290	Belle Glades, FL	Belle Glades	Daniel Brown

Pre-Season Depth Chart

OFFENSE						DEFENSE					
POS	No	Name	HGT	WGT	CL	POS	No	Name	HGT	WGT	CL
SE	45	RAY WILLIAMS	5-10	177	Sr.	OLB	91	MICHAEL DEAN PERRY	6-2	255	Jr.
	46	KEITH JENNINGS	6-4	225	So.		9	JAMES EARLE	6-5	215	Jr.
	26	Ricardo Hooper	5-9	171	So.		90	Lawrence Brunson	6-2	230	Jr.
LT	78	JEFF NUNAMACHER	6-2	280	So.	LT	79	RAYMOND CHAVOUS	6-5	290	So.
	71	Ty Granger	6-7	260	So.		68	J.C. Harper	6-5	260	So.
	72	Jon Peterson	6-5	255	Jr.		97	Mike Stewart	6-4	270	So.
LG	54	JOHN JANSEN	6-5	255	Jr.	MG	93	BRIAN RABER	6-4	245	Sr.
	75	Pat Williams	6-4	275	So.		85	Mark Drag	6-4	250	So.
	55	Bob Ferrence	6-1	265	Fr.		74	Pat McKenny	6-2	245	So.
C	53	ERIC NIX	6-2	255	Sr.	RT	84	DWAYNE MEADOWS	6-4	250	Jr.
	50	Hank Phillips	6-4	235	Fr.		96	Richard McCullough	6-6	250	So.
	62	Robbie Chapman	6-7	260	Jr.		81	Otis Moore	6-3	250	Fr.
RG	61	JOHN PHILLIPS	6-5	250	Jr.	BAN	12	TERENCE MACK	6-3	230	Sr.
	60	Jeff Bak	6-2	250	So.		95	Rodney Curtis	6-4	215	So.
	67	Joey Haynes	6-5	240	So.		37	Clay Gilstrap	6-1	188	Jr.
RT	70	FRANK DeLUIS	6-6	265	So.	WLB	47	DUANE WALKER	6-1	223	Jr.
	73	Angelo Fox	6-5	295	Fr.		64	Scott Enzor	6-1	225	Jr.
	76	Jim Redding	6-5	250	Jr.		56	Dorian Mariable	6-2	235	Fr.
TE	99	JIM RIGGS	6-5	245	Sr.	MLB	14	Norman Haynes	5-10	205	So.
	88	James Coley	6-6	230	So.		40	HENRY CARTER	6-3	235	So.
	80	Ken Setzekorn	6-4	235	Jr.		58	Vince Taylor	6-0	215	Fr.
FLK	15	TERRANCE ROULHAC	6-0	195	Sr.	LC	92	Mike Jollay	6-2	220	Sr.
	25	Gary Cooper	6-4	185	Fr.		20	DONNELL WOOLFORD	5-10	190	So.
	26	Ricardo Hooper	5-9	171	So.		39	Perry Williams	6-2	200	Sr.
QB	13	RODNEY WILLIAMS	6-2	200	So.	RC	18	Tyler Grimes	5-8	180	So.
	1	Randy Anderson	6-5	192	Jr.		35	DELTON HALL	6-1	195	Sr.
	8	Chris Morocco	6-2	191	Fr.		5	James Lott	5-10	170	Fr.
FB	49	CHRIS LANCASTER	6-1	235	So.	SS	31	Wesley McFadden	6-0	190	So.
	42	Tracy Johnson	6-0	227	So.		2	KEVIN BRADY	5-11	196	Jr.
	36	Rod Quick	6-3	235	Sr.		34	Matt Riggs	6-1	200	So.
TB	48	KENNY FLOWERS	6-0	210	Sr.	FS	27	Gene Beasley	6-0	192	So.
	33	Terrence Flagler	6-1	200	Sr.		23	A.J. JOHNSON	5-10	190	Sr.
	44	Steve Griffin	5-10	185	Sr.		28	Richard Smith	6-0	195	So.
PK	18	DAVID TREADWELL	6-1	165	Jr.	P	16	Wayne Harps	6-2	200	Fr.
	19	Rusty Seyle	6-1	175	So.		45	Ray Williams	5-11	169	Jr.
									5-10	177	Sr.

Starters in ALL CAPS. Some positions have Co-Starters.

CLEMSON ALPHABETICAL FOOTBALL ROSTER

NO	NAME	POS	BIRTH	HT	WT	CL	EXP HOME TOWN	HIGH SCHOOL	COACH
1	Randy Anderson	QB	2/10/65	6-5	192	*Jr.	1VL Cowpens, SC	Broome	Dalton Rivers
7	Greg Bailey	P	2/27/66	5-11	169	*Jr.	SQ St. George, SC	St. George	Bob McKinnon
60	Jeff Bak	OG	7/14/65	6-2	250	*So.	1VL Darien, CT	Darien	Jim Gurrard
27	Gene Beasley	SS	2/13/67	6-0	192	So.	1VL Atlanta, GA	Booker T. Washington	Leon Jamison
2	Kevin Brady	SS	8/24/65	5-11	196	*Jr.	2VL Clarkston, GA	Douglass	Charles Brannon
17	Crosby Broadwater	DB	11/6/66	5-10	175	*Fr.	SQ Aiken, SC	Aiken	Eddie Buck
90	Lawrence Brunson	OLB	1/22/65	6-2	230	*Jr.	2VL Lake View, SC	Lake View	Bill Pate
3	Blake Campbell	P	10/6/66	6-5	210	So.	HS Anderson, SC	T.L. Hanna	Jim Fraser
57	Tee Carrigan	LB	10/16/64	5-10	190	Jr.	SQ Sumter, SC	Wilson Hall	Dave Adams
40	Henry Carter	LB	2/17/66	6-3	235	*So.	1VL Gastonia, NC	Hunter Huss	Tom Merritt
62	Robbie Chapman	C	7/15/65	6-7	260	*Jr.	SQ Spartanburg, SC	Broome	Dalton Rivers
79	Raymond Chavous	DT	6/2/65	6-5	290	*So.	1VL Aiken, SC	Silver Bluff	Clayton Chriswell
11	Geoff Ciniero	FS	4/22/65	5-9	172	Sr.	1VL Columbia, MD	Centennial	Carl Perkins
88	James Coley	TE	4/13/67	6-6	230	So.	1VL Jacksonville, FL	Lee	Corky Rogers
25	Gary Cooper	WR	12/14/66	6-4	185	*Fr.	RS Ambridge, PA	Ambridge	Frank Antonini
95	Rodney Curtis	BAN	5/18/67	6-4	215	So.	1VL Soperton, GA	Truett County	Jim Bailey
70	Frank Delulius	OT	11/19/66	6-6	265	*So.	1VL Pittsburgh, PA	Penn Hills	Roy Kasmaikis
85	Mark Drag	MG	2/21/66	6-4	250	*So.	1VL Charlotte, NC	West Mecklenburg	Jim Hambucher
9	James Earle	OLB	3/26/66	6-5	215	Jr.	2VL Easley, SC	Easley	Larry Bagwell
29	Bruce England	TB	2/7/66	5-11	190	Jr.	HS Greenville, SC	J. L. Mann	Bill Utsey
64	Scott Enzor	LB	2/12/64	6-1	225	Jr.	SQ Green Sea, SC	Floyd	Rusty Holt
55	Bob Ferrence	OG	4/1/67	6-1	265	*Fr.	RS Baden, PA	Ambridge	Frank Antonini
33	Terrence Flagler	TB	9/24/64	6-1	200	*Sr.	3VL Fernandina Beach, FL	Fern. Beach	Donnie Braddock
48	Kenny Flowers	TB	3/14/64	6-0	210	*Sr.	3VL Daytona Beach, FL	Spruce Creek	Terry Manfredi
73	Angelo Fox	OT	7/7/67	6-5	295	*Fr.	RS Sanford, NC	Lee County	Paul Gay
80	Terry Gemas	LB	1/12/67	6-1	190	*Fr.	SQ Plymouth, WI	Plymouth Comp.	Tim Beaver
83	Steve Gerrald	TE	9/2/67	6-4	220	*Fr.	HS Galivants Ferry, SC	Aynor	David Maness
32	Cameron Gibson	TB	10/23/66	5-9	180	*Fr.	SQ Orange, VA	Orange County	John Kayajanian
37	Clay Gilstrap	BAN	6/30/65	6-1	188	*Jr.	SQ Smyrna, GA	Campbell	John Allison
71	Ty Granger	OT	2/16/66	6-7	260	*So.	1VL Easley, SC	Pickens	Bill Isaacs
44	Steve Griffin	TB	12/17/63	5-10	185	*Sr.	3VL Charlotte, NC	S. Mecklenburg	James Seacord
17	Tyler Grimes	CB	1/18/66	5-8	180	*So.	1VL Westminster, SC	West Oak	Tom Jordan
35	Delton Hall	CB	1/16/65	6-1	195	Sr.	3VL Greensboro, NC	Grimsley	Dick Knox
68	J.C. Harper	DT	12/13/65	6-5	260	*So.	1VL Clemson, SC	Daniel	Dick Singleton
16	Wayne Harps	FS	12/2/66	6-2	200	*Fr.	RS Griffin, GA	Griffin	Lloyd Bohannon
24	Reggie Harris	TB	4/23/67	6-0	205	*Fr.	RS Gaffney, SC	Gaffney	A. L. Curtis
17	Ted Harris	P	3/29/67	5-9	180	Fr.	HS Griffin, GA	Griffin	Lloyd Bohannon
67	Joey Haynes	OG	1/12/65	6-5	240	*So.	SQ Hendersonville, NC	E. Henderson	Roy Carter
14	Norman Haynes	LB	2/2/66	5-10	205	*So.	1VL Athens, GA	Cedar Shoals	John Waters
5	Russell Herbert	PK	6/30/66	5-10	175	So.	SQ Clemson, SC	Daniel	Dick Singleton
26	Ricardo Hooper	WR	8/16/66	5-9	171	*So.	SQ Atlanta, GA	Fulton	Willie Hunter
38	Walter Howell	OLB	1/5/65	5-11	205	*Fr.	HS Fountain Inn, SC	W. Nassau County	Barry Gardner
51	Mark Inge	OG	7/23/67	6-4	235	*Fr.	RS Matthews, NC	Sun Valley	Hershey Hipps
98	Keith Ingram	LB	5/12/67	6-0	220	*Fr.	RS Linden, NJ	Linden	Joseph Martino
7	Thomas Jackson	QB	10/9/67	5-7	150	*Fr.	HS Decatur, GA	Gordon	Harold Johnson
54	John Jansen	OG	4/11/65	6-5	255	*Jr.	2VL Conyers, GA	Heritage	Danny Blue
43	Stafone Jefferson	FB	10/27/67	5-8	180	*Fr.	SQ Columbia, SC	A. C. Flora	Charles Macaluso
46	Keith Jennings	WR	5/19/66	6-4	225	So.	1VL Summerville, SC	Summerville	John McKissick
23	A.J. Johnson	FS	6/10/64	5-10	190	*Sr.	2VL Moncks Corner, SC	Berkeley	Gerald Moody
94	Keith Johnson	BAN	9/19/67	6-3	215	*Fr.	RS Lithonia, GA	Lithonia	Phil Knight
42	Tracy Johnson	FB	11/29/66	6-0	227	So.	1VL Kannapolis, NC	Brown	Bob Boswell
92	Mike Jollay	LB	1/4/64	6-2	220	*Sr.	1VL Tucker, GA	Shamrock	John Wells
69	Joe Keasler	OG	1/20/67	6-3	250	*Fr.	RS Greensboro, NC	Page	Marion Kirby
49	Chris Lancaster	FB	5/8/67	6-1	235	So.	1VL Mableton, GA	Riverside Academy	Errol Bisso
5	James Lott	CB	1/8/67	5-10	170	*Fr.	RS Kannapolis, NC	Brown	Bob Boswell
12	Terence Mack	BAN	9/9/64	6-3	230	*Sr.	3VL Winnsboro, SC	Winnsboro	Ken Atkerson
56	Dorian Marable	LB	9/17/67	6-2	235	*Fr.	RS Spartanburg, SC	Spartanburg	Allan Sitterle
96	Richard McCullough	DT	7/22/65	6-6	250	*So.	1VL Loris, SC	Loris	Allen McNeil
31	Wesley McFadden	CB	1/25/67	6-0	190	So.	1VL Chester, SC	Lewisville	Jimmy Wallace
74	Pat McKenny	MG	7/22/65	6-2	245	*So.	1VL Jacksonville, FL	Robert E. Lee	Corky Rogers
84	Dwayne Meadows	DT	10/26/65	6-4	250	*Jr.	2VL Spartanburg, SC	Spartanburg	Fred Kyzer
81	Otis Moore	DT	4/26/67	6-3	250	*Fr.	RS Augusta, GA	Westside	Donald Fendley
8	Chris Morocco	QB	9/12/66	6-2	191	*Fr.	RS Athens, GA	Clarke Central	Billy Henderson
53	Eric Nix	C	1/8/64	6-2	255	*Sr.	2VL Anderson, SC	T. L. Hanna	Jim Fraser
78	Jeff Nunamacher	OT	9/10/65	6-2	280	*So.	1VL Somerville, NJ	Somerville	Jerry Moore
89	Dan Pearman	TE	2/17/65	6-2	230	Jr.	1VL Charlotte, NC	Independence	Allen Sitterle
91	Michael Dean Perry	OLB	8/27/65	6-2	255	*Jr.	2VL Aiken, SC	S. Aiken	Gary Smaller
72	Jon Peterson	OT	5/25/65	6-5	255	*Jr.	SQ Duluth, GA	Duluth	Cecil Morris
50	Hank Phillips	C	11/5/66	6-4	235	*Fr.	RS Spruce Pine, NC	Mitchell County	Leland Riddle
61	John Phillips	OG	9/29/65	6-5	250	*Jr.	2VL Spruce Pine, NC	Mitchell	Rusty Coggins
64	David Puckett	OT	10/5/67	6-4	250	*Fr.	RS Charlotte, NC	Garinger	Steve Shaughnessy
87	Brian Quattlebaum	OG	9/8/67	5-10	240	*Fr.	SQ Ninety-Six, SC	Ninety-Six	Shell Dula
36	Rod Quick	FB	7/6/64	6-3	235	*Sr.	3VL Charleston, SC	N. Charleston	Jack Bunch
93	Brian Raber	MG	9/14/63	6-4	245	*Sr.	3VL Dahlonga, GA	Lumpkin	Larry White
76	Jim Redding	OT	7/17/65	6-5	250	*Jr.	RS Parkside, PA	Sun Valley	Bob Fithian
99	Jim Riggs	SS	9/29/63	6-5	245	*Sr.	3VL Laurinburg, NC	Scotland	Mike Dubis
34	Matt Riggs	SS	5/14/66	6-1	200	*So.	1VL Laurinburg, NC	Scotland	Mike Dubis
15	Terrance Roulhac	WR	8/29/65	6-0	195	Sr.	3VL Jacksonville, FL	Raines	Freddie Stephens
10	Todd Schonhar	QB	12/30/65	6-0	190	*Sr.	1VL Easley, SC	Easley	Larry Bagwell
80	Ken Setzekorn	TE	7/10/65	6-4	235	*Jr.	2VL Kennesaw, GA	Spragberry	John Paty
19	Rusty Seyle	PK	1/3/66	6-1	175	*So.	SQ Savannah, GA	Calvary	Dennis Roddenberry
28	Richard Smith	FS	10/29/66	6-0	195	So.	1VL Sparta, GA	Hancock Central	John Fien
8	Greg Sox	P	1/12/65	5-11	186	Jr.	SQ Columbia, SC	Cardinal Newman	Mike Manos
52	David Spry	C	1/6/65	6-0	240	*Jr.	2VL Sanford, NC	Lee County	Paul Gay
65	Tony Stephens	MG	12/13/64	6-3	285	*Jr.	SQ Walterboro, SC	Walterboro	Gyles Hall
97	Mike Stewart	DT	9/16/63	6-4	270	So.	SQ Belleville, Canada	Moyra	Cliff Randolph
58	Vince Taylor	LB	3/11/67	6-0	215	*Fr.	RS Clearwater, FL	Clearwater	Tom Bostic
18	David Treadwell	PK	2/27/65	6-1	165	*Jr.	1VL Jacksonville, FL	Bolles	
83	Richard Tucker	WR		6-0	180	*Fr.	HS Columbia, SC	Spring Valley	Roger Hazel
3	John Wade	WR		6-1	204	*Fr.	HS Greensboro, NC	Grimsley	
47	Duane Walker	LB	10/21/64	6-1	223	*Jr.	2VL Forest Park, GA	Forest Park	Marcus Trivette
30	Fernandez West	DB	2/21/67	5-8	140	*Fr.	HS Cornelia, GA	Haversham Central	Larry Black
82	Jerome Williams	TE	3/24/67	6-4	220	*Fr.	RS Gainesville, GA	Gainesville	Bobby Grohn
75	Pat Williams	OG	7/2/66	6-4	275	*So.	1VL Lincolnton, GA	Lincoln Ct.	Larry Campbell
39	Perry Williams	CB	4/2/64	6-2	200	*Sr.	3VL Adairsville, GA	St. Matthews	Danny Wiseman
45	Ray Williams	WR	8/4/64	5-10	177	*Sr.	3VL Fayetteville, NC	Reid Ross	John Daskal
13	Rodney Williams	QB	11/1/65	6-2	200	*So.	1VL Columbia, SC	Irmo	Joe Turbeville
20	Donnell Woolford	CB	1/6/66	5-10	190	So.	1VL Fayetteville, NC	Douglass Byrd	Bob Paroli
3	Steve Zarra	P	4/6/67	6-1	195	*Fr.	SQ Plantation, FL	St. Thomas Aquinas	George Smith

Clemson Numerical Roster

NO	NAME	POS
1	Randy Anderson	QB
2	Kevin Brady	SS
3	Steve Zarra	P
3	Blake Campbell	P
5	James Lott	CB
6	Greg Bailey	P
7	Thomas Jackson	QB
7	Greg Bailey	P
8	Chris Morocco	QB
9	James Earle	OLB
10	Todd Schonhar	QB
11	Geoff Ciniero	FS
12	Terence Mack	BAN
13	Rodney Williams	QB
14	Norman Haynes	LB
15	Terrance Roulhac	WR
16	Wayne Harps	FS
17	Tyler Grimes	CB
18	David Treadwell	PK
19	Rusty Seyle	PK
20	Donnell Woolford	CB
21	David Straitiff	PK
23	A.J. Johnson	FS
24	Reggie Harris	TB
25	Gary Cooper	WR
26	Ricardo Hooper	WR
27	Gene Beasley	SS
28	Richard Smith	FS
29	Bruce England	TB
30	Fernandez West	DB
31	Wesley McFadden	CB
32	Cameron Gibson	TB
33	Terrence Flagler	TB
34	Matt Riggs	SS
35	Delton Hall	CB
36	Rodney Quick	FB
37	Clay Gilstrap	BAN
38	Walter Howell	DE
39	Perry Williams	CB
40	Henry Carter	LB
42	Tracy Johnson	FB
43	Stafone Jefferson	FB
44	Steve Griffin	TB
45	Ray Williams	WR
46	Keith Jennings	WR
47	Duane Walker	LB
48	Kenny Flowers	TB
49	Chris Lancaster	FB
50	Hank Phillips	C
51	Mark Inge	OG
52	David Spry	C
53	Eric Nix	C
54	John Jansen	OG
55	Bob Ferrence	OT
56	Dorian Marable	LB
57	Tee Carrigan	LB
58	Vince Taylor	LB
60	Jeff Bak	OG
61	John Phillips	OG
62	Robbie Chapman	C
64	Scott Enzor	LB
65	Tony Stephens	MG
67	Joey Haynes	OG
68	J.C. Harper	DT
69	Joey Keasler	OG
70	Frank Delulius	OT
71	Ty Granger	OT
72	Jon Peterson	OT
73	Angelo Fox	OT
74	Pat McKenny	MG
75	Pat Williams	OG
76	Jim Redding	OT
78	Jeff Nunamacher	OG
79	Raymond Chavous	DT
80	Terry Gemas	LB
81	Otis Moore	DT
82	Jerome Williams	TE
83	Steve Gerrald	TE
83	Richard Tucker	WR
84	Dwayne Meadows	DT
85	Mark Drag	MG
87	Brian Quattlebaum	OG
88	James Coley	TE
89	Dan Pearman	TE
90	Lawrence Brunson	OLB
91	Michael Dean Perry	OLB
92	Mike Jollay	LB
93	Brian Raber	MG
94	Keith Johnson	OLB
95	Rodney Curtis	BAN
96	Richard McCullough	DT
97	Mike Stewart	DT
98	Keith Ingram	LB
99	Jim Riggs	TE

Clemson Directory

Out of Position

Don King was the holder of Clemson's single game rushing record between 1952 and 1982. Don King was a freshman on the 1952 team and when injuries caused a shifting in the lineup, King was called on to start against Fordham in the seventh game of the season, his first college start. Fordham came in with the number-one defense in the nation. He proceeded to gain 234 yards that day. But, Clemson's quarterback was injured in the game and King had to move to quarterback the next week and he stayed at the position the rest of his career. Thus, King started one game in his career at tailback, gained 234 yards in the game, and never started at the position again. The record stood for 30 years until Cliff Austin gained 260 yards against Duke in 1982.

School	Clemson University
Location	Clemson, SC 29633
Founded	1889
Enrollment	12,893
Nickname	Tigers
Colors	Burnt Orange (PMS-165) & Northwest Purple (PMS-541)
Stadium	Clemson Memorial
Field	Frank Howard (Natural Grass)
Capacity	79,854 (Not counting standing room)
President	Dr. Max Lennon, N.C. State '62
ACC Rep.	Dr. B. J. Skelton, Clemson '57
Athletic Department Phone	803-656-2101
Athletic Department Address	P.O. Box 31 Clemson, SC 29633
Athletic Director	Bobby Robinson, Furman '68 Office - Ext. 232 Home - 803-654-4426
Associate Athletic Director	Dwight Rainey, Shorter '67 Office - Ext. 235 Home - 803-225-7729
Associate Athletic Director	Len Gough, Clemson '74 Office - Ext. 234 Home - 803-882-7003
Assistant Athletic Director & Head Trainer	Fred Hoover, Florida State '53 Office - Ext. 273, 803-656-2113 Home - 803-654-5271
Assistant Athletic Director & Ticket Manager	Van Hilderbrand, Clemson '74 Office - Ext. 209 Home - 803-654-1391
Assistant Athletic Director Football Operations	Clyde Wrenn, N.C. State '65 Office - Ext. 272 Home - TBA
Business Manager	Robert Ricketts, Erskine '71 Office - Ext. 238 Home - 803-646-9878
Sports Information Director	Bob Bradley, Clemson '51 Office - Ext. 218, 656-2114 Home - 803-654-5419
Associate Sports Information Director	Tim Bourret, Notre Dame '77 Office - Ext. 223 Home - 803-654-6240
Assistant Sports Information Director	Kassie Kessinger, Kentucky '81 Office - Ext. 219 Home - 803-654-5878
Promotions Assistant	Ann Smith, Clemson '83 Office - Ext. 220 Home - 803-646-7209
SID Graduate Assistants	Sam Blackman and Tim Match
SID Student Assistants	David Webb, Maria Farry, Barry Tomlinson, James Fleming and David Latimer
Executive Secretary of IPTAY	Allison Dalton, Clemson '60 Office - Ext. 205 Home - 803-878-4139
Associate Executive Secretary of IPTAY	Bert Henderson, Mars Hill '78 Office - Ext. 204 Home - 803-859-2355
Assistant Ticket Manager	Joann West Office - Ext. 210, 803-656-2118 Home - 803-654-5478
Assistant Ticket Manager	Rick Brewer, Clemson '80 Office - Ext. 211, 803-656-2118 Home - 803-654-1062
Head Football Coach	Danny Ford, Alabama '70 Office - Ext. 266
Defensive Assistants	
Asst. Head Coach & Defensive Line	Tom Harper, Kentucky '53 Office - Ext. 261 Home - 803-654-4777

Defensive Backs	Bill Oliver, Alabama '62 Office - Ext. 258 Home - 803-882-7469
Linebackers	Miles Aldridge, Gardner-Webb '71 Office - Ext. 254 Home - 803-654-7022
Defensive Ends & Bandits	Tommy West, Tennessee '75 Office - Ext. 260 Home - 803-654-9200
Offensive Assistants	
Wide Receivers	Woody McCorvey, Alabama State '72 Office - Ext. 259 Home - 803-654-2226
Ass't. Offensive Line	Bill D'Andrea, Indiana State '73 Office - Ext. 264 Home - TBA
Running Backs	Chuck Reedy, Appalachian State '71 Office - Ext. 262 Home - 803-882-6358
Quarterbacks	Jack Crowe, UAB '70 Office - Ext. 263 Home - 803-639-6451
Offensive Line	Larry Van Der Heyden, Iowa State '62 Office - Ext. 265 Home - 803-654-6239
Administrative Assistant	Don Wade, Clemson '52 Office - Ext. 270 Home - 803-882-0017
Dorm Director & Tight Ends	Wayne Bolt, E. Carolina '79 Office - Ext. 271 Home - 803-656-2136
Graduate Assistant Coaches	Gerald Baxter, David Bennett, Steve Cohen, John Duncan, Tim Kelly, Richard Kent, Ruffin McNeil, Mike Rose, Barney Fairer, Jeff Cruce, Mark Hammond, Don Jones, Jody Flowers and Dale Swing
Football Secretary	Sandy York Office - Ext. 267 Elaine Swearingen Office - Ext. 269
Assistant Trainers	Danny Poole, Western Carolina '79 Office - Ext. 274 Home - 803-639-2212 Reno Wilson, Presbyterian '83 Office - Ext. 275 Home - 803-654-7626
Student Trainers	Brad Bailey, Andrew Barker, James Blanton, Mark Brooks, David Curry, Dawn Donatelli, Rodney Foster, Ronnie Green, Brian Holden, Philip Jhant, Phillip Threatt, Charles Wingard and Susan Wooten
Team Physician	Dr. Byron Harder, Medical Univ. of S.C. '68 Office - Ext. 276 Home - 803-654-3138
Team Orthopedic Surgeon	Dr. Roland Knight, Medical College of S.C. '52
Equipment Manager	Bobby Douglas, Clemson '78 Office - Ext. 277 Home - 803-882-3718
Assistant Equipment Manager	Doug Gordon, West Virginia '82 Office - Ext. 278 Home - 803-654-2186
Student Football Managers	John Ballinger, Bryan Bigham, Troy Chatterton, Mark Farris, Peter Fennell, Gib Lackey, Bruce Lombard, David McClain, Gary Pait, Lane Price, Lance Roberts, and Todd Sanders
Strength Training Director	Gary Wade, Nebraska '78 Office - Ext. 279 Home - 803-654-8232
Strength Training Assistants	Matt Munford, Joey Batson, Brett Dalton, Phil Threatt
Director of Grounds & Facilities	Les Jones, Clemson '70 Office - Ext. 239 Home - 803-639-6490

1985 Clemson Football Scoreboard

DATE	W-L	CU-OPP TEAM	ATTEND	TOP RUSHER	TOP PASSER	TOP RECEIVER
S. 14	W	20-17 at Virginia Tech	31,000	Driver (17-70)	Anderson (17-30-220)	Ray Williams 3-77
S. 21	L	13-20 GEORGIA	80,473	Flowers (16-85)	Anderson (14-33-183)	Jim Riggs 3-83
S. 28	L	3-14 GEORGIA TECH	79,309	Flowers (14-48)	Anderson (16-26-125)	Quick 6-27
O. 5	L	7-26 at Kentucky	58,230	Flowers (10-62)	Anderson (6-15-46)	Ray Williams 3-25
O. 12	W	27-24 VIRGINIA	79,110	Driver (25-121)	Williams (7-12-101)	Roulhac 3-44
O. 19	W	21-9 at Duke	31,800	Flowers (16-121)	Williams (5-10-53)	Ray Williams 2-35
O. 26	W	39-10 N.C. STATE	72,316	Driver (21-125)	Williams (5-9-68)	Roulhac 4-66
N. 2	W	26-10 WAKE FOREST	71,179	Flowers (23-141)	Williams (10-19-147)	Ray Williams 5-78
N. 9	L	20-21 at UNC	50,000	Flowers (25-101)	Williams (8-17-107)	Roulhac 4-100
N. 16	L	31-34 MARYLAND	78,037	Flowers (22-120)	Williams (3-11-45)	Jim Riggs 2-29
N. 23	W	24-17 at S. Carol.	75,026	Flowers (26-136)	Williams (3-10-31)	Roulhac 4-42
D. 21	L	13-20 *Minnesota	42,800	Flowers (27-148)	Williams (9-23-159)	Ray Williams 5-58

*Independence Bowl

GAME BY GAME TEAM STATS (Clemson Totals on Top)

Category	VPI	GA	GT	KT	VA	DUKE	NCS	WAKE	UNC	MD	SC	MN
Total Offense	365	334	241	230	427	374	396	472	432	310	349	373
	340	402	287	309	349	343	351	285	377	523	385	380
Plays	72	70	61	58	72	63	68	86	80	72	76	77
	82	82	67	77	67	77	81	68	62	72	75	77
Yds./Play	5.1	4.6	4.0	4.0	5.7	5.9	5.8	5.5	5.3	4.3	4.6	4.8
	4.1	4.9	4.3	4.0	5.2	4.5	4.8	4.2	6.1	7.3	5.1	5.0
Yds. Rush	145	141	101	138	287	278	279	306	258	265	291	211
	170	360	191	167	218	125	32	83	195	162	207	257
Rush Att.	42	37	33	34	62	47	51	65	61	60	63	48
	47	66	56	54	50	44	39	29	42	37	49	55
Yds. Pass	220	183	140	92	140	96	129	166	164	45	58	162
	170	42	96	142	131	218	319	202	182	361	178	123
Pass Att.	30	33	28	24	15	16	17	21	19	12	13	29
	35	16	11	23	17	33	42	39	20	35	26	22
Pass Comp.	17	14	18	10	9	8	10	12	9	3	5	10
	17	4	8	15	7	24	26	19	12	23	16	9
Had Inter.	0	2	1	3	1	0	0	1	1	0	0	1
	1	1	0	0	1	2	4	0	0	1	1	0
% Complete	.567	.424	.643	.417	.600	.500	.588	.571	.474	.250	.385	.345
	.486	.250	.727	.652	.412	.727	.620	.487	.600	.657	.615	.409
Firstdowns	19	19	11	13	24	18	23	28	22	19	21	18
	21	23	16	19	20	23	23	17	19	26	21	20
Total TDs	2	1	0	1	3	3	5	3	2	4	2	1
	2	2	2	2	3	1	1	1	3	4	2	2
Rush TDs	1	1	0	1	2	3	5	2	1	3	2	0
	0	1	1	1	1	1	0	1	2	1	2	1
Pass TDs	1	1	0	0	1	0	0	1	1	0	0	1
	1	0	1	1	2	0	1	0	1	3	0	1
Poss. Time	26:33	25:31	26:05	22:04	32:52	24:32	29:14	37:43	34:21	29:26	31:31	28:22
	33:27	34:29	33:55	37:56	27:08	35:28	30:46	22:17	25:39	30:34	28:19	31:38
3rd D Conv	6-14	7-18	7-16	6-14	10-18	9-15	7-14	9-16	9-21	6-15	7-18	5-16
	9-18	15-23	4-12	3-17	8-14	7-14	9-18	4-15	6-11	2-9	5-14	5-16
Punts Avg.	41.3	43.0	38.6	44.0	36.0	37.8	42.8	41.0	40.0	31.7	40.6	41.5
	34.8	42.0	45.6	38.0	40.5	41.0	42.0	30.6	48.8	27.2	48.7	37.5
Turnovers	5	3	4	7	1	1	0	2	2	2	2	4
	3	2	1	1	1	4	5	2	3	2	3	1
Penalties	5-41	6-66	8-87	8-83	8-69	2-11	10-90	15-130	4-40	6-44	9-81	5-51
	9-53	2-20	6-56	6-75	5-55	4-31	3-25	5-25	9-64	6-48	6-74	7-55
Punt Ret.	1-4	2-7	3-6	4-15	1-11	2-8	1-4	0-0	2-1	1-44	1-8	1-0
	3-18	4-24	0-0	2-59	1-6	0-0	4-28	4-15	3-14	0-0	2-26	0-0
KO Ret.	4-76	4-97	2-23	7-128	5-104	2-71	0-0	4-71	4-89	6-127	1-39	4-90
	2-29	1-24	1-31	0-0	2-46	1-26	4-92	2-53	3-70	3-57	4-95	2-38
Int. Ret. Yd.	1-2	1-6	0-0	0-0	1-10	2-3	4-62	0-0	0-0	1-0	1-9	0-0
	0-0	2-8	1-0	3-14	1-6	0-0	0-0	1-24	1-17	0-0	0-0	1-0
Sacks By	3-17	0-0	2-18	0-0	1-11	1-7	8-55	1-7	2-7	1-4	3-15	0-0
	0-0	0-0	3-22	2-10	1-6	1-11	0-0	2-19	1-6	0-0	0-0	0-0

1985 Game-by-Game Stats

Kickoff Return Draught

The contemporary jinx of Clemson football seems to be the kickoff return. In fact, no player on the Clemson football team was even born the last time Clemson returned a kickoff for a touchdown. You have to go back to the 1962 Georgia game to find the last Clemson kickoff return for a touchdown. Hal Davis turned the trick with 98-yard return for a score. But that has been it. A total of 793 straight kickoff returns, six US presidents, and five Clemson football coaches have been in power since Davis scored the TD against a Bulldog team that had not even been yet coached by Vince Dooley.

RUSHING	Flowers	Driver	Flagler	T. Johnson	Rod Williams	Smith
Game	TC-Yds-TD	TC-Yds-TD	TC-Yds-TD	TC-Yds-TD	TC-Yds-TD	TC-Yds-TD
VPI	11- 57-1	17- 70-0	8- 8-0	0- 0-0	0- 0-0	1- 1-0
Georgia	16- 85-0	8- 33-0	4-11-0	1- 2-0	2- 6-0	1- 1-0
Georgia Tech	14- 48-0	5- 25-0	7-24-0	3-24-0	1- -5-0	0- 0-0
Kentucky	10- 62-0	2- 9-0	4-10-0	12-55-0	0- 0-0	0- 0-0
Virginia	19-111-1	25-121-0	DNP	5-15-0	8- 2-0	0- 0-0
Duke	16-121-1	INJ	13-79-1	INJ	5-44-0	6-25-0
N.C. State	18- 70-3	21-125-1	9-66-1	INJ	0- 0-0	0- 0-0
Wake Forest	23-141-2	28-114-0	7-34-0	INJ	6-26-0	0- 0-0
UNC	25-101-1	22- 97-0	0- 0-0	3-29-0	10-20-0	0- 0-0
Maryland	22-120-1	16- 86-1	DNP	9-48-1	12-20-0	0- 0-0
USC	26-136-2	24-114-0	0- 0-0	5-19-0	6- 2-0	0- 0-0
Minnesota	27-148-0	13- 37-0	DNP	1- 5-0	5-12-0	DNP
RECEIVING	Roulhac	Riggs	Quick	Ray Williams	Flagler	Jennings
Game	Rec-Yds-TD	Rec-Yds-TD	Rec-Yds-TD	Rec-Yds-TD	Rec-Yds-TD	Rec-Yds-TD
VPI	3- 32-0	3-22-0	1- 7-0	3-77-1	2-11-0	1-14-0
Georgia	2- 51-0	3-83-1	1- 8-0	2-29-0	2--7-0	0- 0-0
Georgia Tech	3- 43-0	2-15-0	6-27-0	1-20-0	2-16-0	0- 0-0
Kentucky	2- 31-0	1- 6-0	1- 9-0	3-25-0	0- 0-0	0- 0-0
Virginia	3- 44-1	2- 4-0	1-10-0	1-51-0	DNP	2-31-0
Duke	1- 8-0	1- 9-0	0- 0-0	2-35-0	1- 2-0	0- 0-0
N.C. State	4- 68-0	0- 0-0	1-12-0	0- 0-0	2-16-0	0- 0-0
W. Forest	3- 53-1	3-26-0	0- 0-0	5-78-0	0- 0-0	0- 0-0
UNC	4-100-1	1- 9-0	0- 0-0	1-11-0	1-15-0	1-17-0
Maryland	0- 0-0	2-29-0	0- 0-0	0- 0-0	DNP	0- 0-0
USC	4- 42-0	0- 0-0	0- 0-0	1-16-0	0- 0-0	0- 0-0
Minnesota	2- 63-0	0- 0-0	0- 0-0	5-58-0	DNP	3-41-1
PASSING	Anderson	Williams	Newell	Punting	Treadwell	FG
Game	C-A-I-Yds-TD	C-A-I-Yds-TD	No-Yds-Avg	Made	Missed	
VPI	17-30-0-220-1	0- 0-0- 0-0	4-167-41.3	31, 36	-	
Georgia	14-33-2-183-1	0- 0-0- 0-0	7-301-43.0	30, 40	-	
Georgia Tech	16-26-1-125-0	2- 2-0- 15-0	5-193-38.6	25	-	
Kentucky	6-15-2- 46-0	4- 9-1- 46-0	5-220-44.0		50	
Virginia	1- 2-0- 10-0	7-12-0-101-0	4-144-36.0	25, 38	-	
Duke	3- 6-0- 43-0	5-10-0- 53-0	4-151-37.8		45, 51	
N.C. State	4- 6-0- 68-0	5- 9-0- 68-0	6-257-42.8	31	-	
W. Forest	0- 0-0- 0-0	10-19-1-147-1	4-164-41.0	41	25, 47	
UNC	DNP	8-17-1-107-0	3-120-40.0	41, 30	47, 22	
Maryland	DNP	3-11-0- 45-0	6-190-31.7	37	-	
USC	2- 3-0- 27-0	3-10-0- 31-0	5-203-40.7	49, 46, 27	-	
Minnesota	0- 2-0- 0-0	9-24-1-159-0	4-166-41.5	39, 21	-	

Game by Game Defensive Stats (Plays-Tackles)

Player	VPI PI-T	GA PI-T	GT PI-T	KY PI-T	VA PI-T	Duke PI-T	NCS PI-T	WF PI-T	UNC PI-T	MD PI-T	USC PI-T	MIN PI-T	Totals Plays-Tackles
Walls	55-9	59-16	57-21	69-14	57-12	45-18	41-8	49-7	63-9	73-16	71-10	60-13	699-153
K. Williams	58-11	54-17	57-18	55-11	48-13	51-12	46-8	50-5	47-8	49-9	75-13	61-13	631-138
A. Johnson	59-14	48-13	46-8	62-11	67-12	51-10	43-6	35-9	47-8	49-6	50-13	53-7	600-117
T. Mack	62-13	49-11	54-8	INJ	36-8	45-13	37-6	54-11	20-6	57-16	55-5	53-5	522-102
Meadows	19-0	27-3	27-5	46-8	29-3	30-9	34-8	35-6	48-8	47-10	46-10	70-13	438-82
Hall	81-7	79-8	68-8	57-7	63-7	62-4	54-3	60-8	25-1	72-9	67-6	65-6	733-79
Berlin	64-7	51-12	39-9	38-10	54-11	45-10	33-9	1-0	INJ	INJ	INJ	INJ	325-67
Earle	19-4	63-6	45-8	38-5	34-8	31-6	31-4	13-5	44-10	17-2	19-4	18-3	372-65
Raber	74-10	31-4	27-4	31-4	29-6	29-5	22-6	24-5	28-4	41-5	34-6	40-8	470-67
P. Williams	83-0	75-2	62-4	56-5	52-5	53-4	51-7	40-4	49-6	57-3	68-8	71-7	717-63
Danforth	56-6	51-7	47-6	53-7	67-7	75-12	54-4	INJ	INJ	46-4	DNP	35-2	484-53
Milton	37-8	38-8	23-4	31-4	23-2	39-9	25-3	27-2	16-3	24-2	28-5	50-12	361-68
Chavous	8-0	15-0	27-6	16-4	16-4	25-3	27-4	41-5	44-6	49-8	49-9	61-7	378-56
Drag	12-0	26-0	24-4	11-3	27-4	24-7	22-9	20-4	24-4	25-2	23-6	22-3	260-46
McKenny	3-0	22-5	19-2	36-5	15-4	22-6	27-6	19-2	13-3	5-0	9-1	6-0	196-34
G. Beasley	DNP	DNP	4-09	4-0	6-3	INJ	9-1	35-11	50-7	28-3	50-7	20-0	206-32
Brunson	71-9	52-12	INJ	INJ	INJ	INJ	6-2	DNP	DNP	52-5	19-3	DNP	200-31
Curtis	DNP	4-0	24-9	40-6	DNP	3-0	12-0	2-0	2-0	12-3	55-8	11-3	168-29
McCullough	40-6	46-6	26-4	15-5	27-2	28-3	INJ	INJ	INJ	INJ	INJ	DNP	182-26
Perry	INJ	INJ	INJ	21-2	41-6	31-3	26-7	44-4	21-4	INJ	INJ	50-8	234-34
Woolford	4-0	5-1	5-1	22-2	19-1	26-2	25-4	30-2	15-3	21-3	15-1	10-0	142-21
McFadden	DNP	2-0	4-2	23-4	6-2	17-2	14-1	30-5	37-3	2-0	8-1	8-0	151-20
Isaacs	24-5	28-5	19-3	21-5	INJ	INJ	INJ	INJ	INJ	INJ	INJ	INJ	92-18
Brady	22-3	34-2	21-2	13-1	INJ	25-4	46-2	34-3	16-1	25-2	25-2	24-0	285-18
Walker	DNP	10-0	12-0	29-1	28-2	45-3	38-5	23-5	41-4	DNP	DNP	DNP	226-15

1985 Statistical Superlatives

Buzzer Beaters

When David Treadwell booted a 36-yard field goal with no time left on the clock to beat Virginia Tech, it marked just the second time that Clemson had won a football game at the buzzer, or the horn, or gun, or whatever they have been doing to signal the end of the game. The other time Clemson won with 0:00 showing was the 1950 Wake Forest game. This time Clemson won with a defensive play. Clemson led 13-6 when Wake Forest scored a TD with 0:00 left in the game. The Deacons went for the conversion to tie the game, but Bob Patton rushed through and blocked the kick to give Clemson a one-point win. You could not go for two in those days, so don't get on Peahead Walker's (Wake Coach) case for not going for two.

1985 CLEMSON TEAM SUPERLATIVES

HIGHS

Scoring

Touchdowns: 5 vs. N.C. State
 TD's Passing: 1, 6 times
 TD's Rushing: 5 vs N.C. State
 Field Goals: 3 vs. South Carolina
 1st Qtr Points: 14 vs. Duke
 2nd Qtr Points: 14 vs. Maryland
 3rd Qtr Points: 14 vs. N.C. State
 4th Qtr Points: 17 vs. Virginia Tech
 Total Points: 39 vs. N.C. State

Offense

Total Offense: 472 vs. Wake Forest
 Plays: 86 vs. Wake Forest
 Yds/Play: 5.9, vs. Virginia, Duke
 Rushing Yds: 306 vs. Wake Forest
 Rushing Atts: 65 vs. Wake Forest
 Yds/Carry: 5.9 vs. Duke
 Passing Yds: 220 vs. Virginia Tech
 Passing Atts: 33 vs. Georgia
 Passing Comp: 18 vs. Georgia Tech
 Completion %: .643 vs. Georgia Tech
 Had Intercepted: 3 vs. Kentucky
 First Downs: 28 vs. Wake Forest
 Time of Poss: 37:43 vs. Wake Forest
 3rd Down Conv: 10 vs. Virginia
 3rd Down Conv %: .600 (9-15) vs. Duke
 Turnovers: 7 vs. Kentucky

Special Teams

Punt Returns: 4 vs. Kentucky
 Punt Return Yds: 44 vs. Maryland
 Kickoff Returns: 7 vs. Kentucky
 Kickoff Return Yds: 128 vs. Kentucky
 Sacks by: 8 vs. N.C. State
 Punting Avg: 44.0 vs. Kentucky
 Most Punts: 7 vs. Georgia
 Penalties: 15 vs. Wake Forest
 Penalty Yds: 130 vs. Wake Forest

LOWS

Scoring

Touchdowns: 0 vs. Georgia Tech
 TD's Passing: 0, 6 times
 TD's Rushing: 0, 3 times
 Field Goals: 0, twice
 1st Qtr Points: 0, 5 times
 2nd Qtr Points: 0, 3 times
 3rd Qtr Points: 0, 4 times
 4th Qtr Points: 0, 4 times
 Total Points: 3 vs. Georgia Tech

Offense

Total Offense: 230 vs. Kentucky
 Plays: 58 vs. Kentucky
 Yds/Play: 4.0 vs. Kentucky, vs. Duke
 Rushing Yds: 101 vs. Georgia Tech
 Rushing Atts: 33 vs. Georgia Tech

Yds/Carry: 3.06 vs. Georgia Tech
 Passing Yds: 45 vs. Maryland
 Passing Atts: 12 vs. Maryland
 Pass Comp: 3 vs. Maryland
 Completion %: .250 vs. Maryland
 Had Intercepted: 0, 5 times
 First Downs: 11 vs. Georgia Tech
 Time of Poss: 22:04 vs. Kentucky
 3rd Down Conv: 5, twice
 3rd Down Conv %: .3125 (5-16) vs. Minnesota
 Turnovers: 0 vs. N.C. State

Special Teams

Punt Returns: 0 vs. Wake Forest
 Punt Return Yds: 0, twice
 Kickoff Returns: 0 vs. N.C. State
 Kickoff Return Yds: 23 vs. Georgia Tech
 Sacks by: 0, 3 times
 Punting Avg: 31.7 vs. Maryland
 Number of Punts: 3 vs. North Carolina
 Penalties: 2 vs. Duke
 Penalty Yds: 11 vs. Duke

OPPONENT TEAM SUPERLATIVES

HIGHS

Scoring

Touchdowns: 4 by Maryland
 TD's Passing: 3 by Maryland
 TD's Rushing: 2, twice
 Field Goals: 4 by Kentucky
 1st Qtr Points: 10 by Virginia
 2nd Qtr Points: 14 by South Carolina
 3rd Qtr Points: 10 by Kentucky
 4th Qtr Points: 17, twice
 Total Points: 34 by Maryland

Special Teams

Punt Returns: 4, 3 times
 Punt Return Yds: 59 by Kentucky
 Kickoff Returns: 4, twice
 Kickoff Return Yds: 95 by South Carolina
 Penalties: 9, twice
 Penalty Yds: 75 by Kentucky
 Sacks: 3 by Georgia Tech
 Punting Avg: 48.8 by UNC
 Number of Punts: 7, twice

Offense

Total Offense: 523 by Maryland
 Plays: 82, twice
 Yds/Play: 7.3 by Maryland
 Rushing Yds: 360 by Georgia
 Rushing Atts: 66 by Georgia
 Yds/Carry: 5.45 by Georgia
 Passing Yds: 361 by Maryland
 Passing Atts: 42 by N.C. State
 Completions: 26 by N.C. State
 Completion %: .727, twice
 Had Intercepted: 4 by N.C. State
 First Downs: 26 by Maryland

3rd Down Conv: 15 by Georgia
3rd Down Conv %: .652 (15-23) by Georgia
Turnovers: 5 by N.C. State

LOWS

Scoring

Touchdowns: 1, 3 times
TD's Passing: 0, 4 times
TD's Rushing: 0, twice
Field Goals: 0, twice
1st Qtr Points: 0, 7 times
2nd Qtr Points: 0, twice
3rd Qtr Points: 0, 6 times
4th Qtr Points: 0, 5 times
Total Points: 9 by Duke

Special Teams

Punt Returns: 0, 4 times
Punt Return Yds: 0, 4 times
Kickoff Returns: 0 by Duke
Kickoff Return Yds: 0 by Duke
Penalties: 2 by Georgia
Penalty Yds: 20 by Georgia
Sacks: 0, 6 times
Punting Avg: 27.2 by Maryland
Number of Punts: 3, twice

Offense

Total Offense: 285 by Wake Forest
Plays: 62 by UNC
Yds/Play: 4.0 by Kentucky
Rushing Yds: 32 by N.C. State
Yds/Carry: .82 by N.C. State
Passing Yds: 42 by Georgia
Passing Atts: 11 by Georgia Tech
Completions: 4 by Georgia
Completion %: .250 by Georgia
Had Intercepted: 0, 5 times
First Downs: 16 by Georgia Tech
3rd Down Conv: 2 by Maryland
3rd Down Conv %: .176 (3-17) by Kentucky
Turnovers: 1, 4 times

CLEMSON INDIVIDUAL SUPERLATIVES

Long Plays

Run: 52 by Flowers vs. Wake Forest
Pass Play: 57 by Driver to Roulhac vs. North Carolina
TD Play: 57 by Driver to Roulhac vs. North Carolina
Punt Return: 30 by P. Williams vs. Maryland
Kickoff Return: 45 by R. Williams vs. Duke
Intercept Return: 34 by Woolford vs. N.C. State
Punt: 59 by Newell vs. Kentucky
Field Goal: 49 by Treadwell vs. South Carolina

Scoring

TD's Rushing: 3 by Flowers vs. N.C. State
TD's Passing: 1 by several players
TD's Receiving: 1 by several players
Points: 18 by Flowers vs. N.C. State
Field Goals: 3 by Treadwell vs. South Carolina
Field Goal Atts: 4 by Treadwell vs. North Carolina

Offense

Rushing Yds: 148 by Flowers vs. Minnesota
Rushing Atts: 28 by Driver vs. Wake Forest
Passing Yds: 220 by Anderson vs. Virginia Tech
Passing Atts: 33 by Anderson vs. Georgia
Pass Comp: 17 by Anderson vs. Virginia Tech

Intercepts Thrown: 2 by Anderson vs. Georgia, Kentucky
Receptions: 6 by Quick vs. Georgia Tech
Reception Yds: 100 by Roulhac vs. North Carolina
Total Offense: 229 by Anderson vs. Virginia Tech
Total Plays: 38 by Anderson vs. Virginia Tech

Defense

Total Tackles: 21 by Walls vs. Georgia Tech
First Hits: 13 by Williams & Walls vs. Georgia Tech
Assists: 10 by A.J. Johnson vs. Virginia Tech, Virginia
TL: 4 by Drag vs. N.C. State
PBU's: 5 by P. Williams vs. Virginia Tech
FR: 2 by Walls vs. Duke
CF: 1 by several players
Sacks by: 2 by Drag vs. N.C. State, Chavous vs. South Carolina

Special Teams

Interceptions: 1 by several players
Int Ret Yds: 34 by Woolford vs. N.C. State
Punts: 7 by Newell vs. Georgia
Punting Avg: 44.0 by Newell vs. Kentucky
Punt Returns: 5 by Brady vs. Kentucky
Punt Ret Yds: 30 by P. Williams vs. Maryland
Kickoff Returns: 6 by R. Williams vs. Kentucky
Kickoff Ret Yds: 115 by R. Williams vs. Kentucky

OPPONENT INDIVIDUAL SUPERLATIVES

Long Plays

Run: 48 by Sharpe of South Carolina
Pass Play: 54 by Hold of South Carolina
TD Play: 57 punt return by Williams of Kentucky
Punt Return: 57 by Williams of Kentucky
Kickoff Return: 32 by Lewis of North Carolina
Intercept Return: 24 by Mark of Wake Forest
Punt: 58 by Carpenter of Georgia
Field Goal: 54 by Hagler of South Carolina

Scoring

TD's Rushing: 2 by Humes of North Carolina, Hagood of South Carolina
TD's Passing: 3 by Gelbaugh of Maryland
TD's Receiving: 2 by Edmunds of Maryland
Points: 14 by Worley of Kentucky
Field Goals: 4 by Worley of Kentucky
Field Goal Atts: 4 by Worley of Kentucky

Offense

Rushing Yds: 134 by Humes of North Carolina
Rushing Atts: 25 by Humes of North Carolina
Passes Att: 39 by Elkins of Wake Forest
Pass Comp: 24 by Slayden of Duke
Pass Comp %: .727 by Slayden of Duke
Intercept Thrown: 2 by three players
Receptions: 8 by Monk of Duke
Reception Yds: 101 by Edmunds of Maryland

Special Teams

Punt Returns: 3 by Myers of Virginia, Little of Georgia
Punt Return Yds: 59 by Williams of Kentucky
Kickoff Returns: 3 by three players
Kickoff Ret. Yds: 70 by Lewis of North Carolina
Punts: 7 by Tesar of Kentucky
Punt Avg: 48.8 by Barnhardt of North Carolina
Interceptions: 2 by Little of Georgia
Intercept Return Yards: 24 by Mark of Wake Forest
Tackles: 18 by Mesner of Maryland

1985 In Review

360 Degree Laughter

In the 90-year history of the Clemson-South Carolina series there might have been just one situation in which fans for both teams enjoyed an occurrence on the field. At the 1932 game in Columbia Dr. R.C. Edwards, who was to later serve Clemson for 20 years as university President, served as the Clemson manager. In the second quarter a Clemson player was injured and in those days the manager also acted as the trainer. When the hustling Edwards ran on the field to help his Clemson player, he tripped and his entire medicine bag flew into the air and emptied onto the field. Pills, thermometers, and stethoscopes went everywhere. The entire crowd broke up and all Edwards could do was laugh along with them.

VIRGINIA TECH September 14 at Blacksburg, VA

For only the third time in 16 years the Clemson Tigers were opening on the road—in Blacksburg, VA, for a game against Virginia Tech. And it was a "second chance" field goal as time expired that gave the Tigers their 11th season opening win in 16 such games. Walk-on placekicker David Treadwell, a sophomore from Jacksonville, FL who hadn't played football since he was 10-years-old, missed a 41-yard effort as the final seconds ticked off. But, Tech defensive end Morgan Roane was charged with roughing Treadwell on the play. Because a game can't end on a defensive foul, Treadwell got his "second chance"—a 36-yard attempt and as his kick crawled over the crossbar, Treadwell became an instant celebrity in his first football game.

The game-winning boot culminated a 17-point Tiger fourth quarter in a game marred by eight turnovers. The Gobblers appeared to be in good shape with a 10-3 lead heading into the final quarter. Clemson pulled even at 10-all on a 45-yard drive capped by a two-yard sweep around left end by tailback Kenny Flowers. An improvised connection between quarterback Randy Anderson and wide receiver Ray Williams resulted in a 46-yard score and a Tiger lead of 17-10 with 8:14 remaining.

Tech later took advantage of a Clemson fumble and knotted the score at 17-17 on a 21-yard pass play with 5:48 left. The Gobblers' chances to regain the lead with 2:39 to play failed as a 43-yard field goal effort sailed wide. Anderson, who played all but one play at quarterback for the Tigers, completed 17 of 30 passes for 220 yards, and tailback Stacey Driver toted the ball 17 times for 70 yards. A. J. Johnson led the defense with 14 tackles.

Clemson	0	3	0	17	—	20
Virginia Tech	0	7	3	7	—	17

VT—Brooks 5 pass from Cox (Taricani kick), 9:47 (2nd)

CU—Treadwell 31 FG, 0:42 (2nd)

VT—Taricani 20 FG, 7:51 (3rd)

CU—Flowers 2 run (Treadwell kick), 14:22 (4th)

CU—Ray Williams 46 pass from Anderson (Treadwell kick), 8:14 (4th)

VT—Johnson 21 pass from Greenwood (Taricani kick), 5:48 (4th)

CU—Treadwell 36 FG, 0:00 (4th)

	CU	VT
First Downs	19	21
Rushes/Yards	42-145	47-170
Passing Yardage	220	170
Total Offense	365	340
Passes	17-30-0	17-35-1
Punts	4-41.3	4-34.8
Fumbles/Lost	6-5	5-2
Penalties/Yards	5-41	9-53

Individual Rushing (Att-Yds)

CU—Driver (17-70), Flowers (11-57), Anderson (5-9)

VT—Hunter (22-119), M. Williams (10-35), F. Jones (5-18)

Individual Passing (Comp-Att-Int-Yds-TD-Long)

CU—Anderson (17-30-0-220-1-46)

VT—Greenwood (12-21-0-114-1-21)

—M. Cox (5-14-1-56-1-23)

Individual Receiving (Rec-Yds-TD-Long)

CU—R. Williams (3-77-1-46), Driver (3-47-0-41), Roulhac (3-32-0-17)

VT—Howell (4-48-0-19), Snell (4-39-0-15), E. Jones (2-29-0-23)


GEORGIA September 21 at Clemson, SC

Second games for Clemson in recent years have not been too kind, and the jinx continued this season as the Georgia encounter proved to be a losing struggle. Before a national television audience and the fourth largest crowd (80,473) ever at Clemson, the Tigers fell 20-13 to the Bulldogs. The win was Georgia's first in Death Valley since 1976. The broadcast was the first live television appearance for Clemson since 1982 and it was also the first game ever to be televised nationally from Death Valley.

Georgia opened the scoring on a 26-yard first-quarter field goal nine minutes into the contest. Back roared the Tigers with a 43-yard touchdown pass from quarterback Randy Anderson to tight end Jim Riggs with three minutes left in the first stanza. Led by linebacker Keith Williams' 17 tackles, the Clemson defense held at critical moments stopping Georgia from several first-half scoring opportunities as the Tigers protected a 7-3 lead at halftime. Placekicker David Treadwell increased the Tigers' advantage to seven points with a 30-yard field goal in the third quarter.

But, it was reserve Bulldog quarterback James Jackson who came off the bench to spark Georgia to a rally in the second half. He sprinted for 11 yards and a touchdown early in the fourth quarter to pull the teams even at 10-all. Georgia center Peter Anderson pounced on a Keith Henderson fumble in the end zone to give the Bulldogs their first lead of the game at 17-10.

Another Georgia miscue, a fourth-quarter fumble by Lars Tate at the Tiger 42 with 1:42 showing on the clock nearly turned things around for Clemson. But, four Randy Anderson passes later, Georgia defensive back John Little snared his second fourth-quarter interception to seal the Bulldog win and bring the Tigers' second game record to 5-15-1 in the last 21 years.



Jim Riggs caught a 43-yard scoring pass against Georgia on national television.

Clemson	7	0	3	3	—	13
Georgia	3	0	0	17	—	20

GA—Crumley 26 FG, 6:03 (1st)
 CU—Riggs 43 pass from Anderson (Treadwell kick), 3:01 (1st)
 CU—Treadwell 30 FG, 6:26 (3rd)
 GA—J. Jackson 11 run (Crumley kick), 13:11 (4th)
 CU—Treadwell 40 FG, 11:35 (4th)
 GA—Anderson fumble recovery in end zone (Crumley kick)
 8:25 (4th)
 GA—Crumley 31 FG, 4:40 (4th)

	CU	GA
First Downs	19	23
Rushes/Yards	37-141	66-360
Passing Yardage	183	42
Total Offense	324	402
Passes	14-33-2	4-16-1
Punts	7-43	5-42
Fumbles/Lost	1-1	2-2
Penalties/Yards	6-66	2-20

Individual Rushing (Att-Yds)

CU—Flowers (16-85), Driver (8-33), Flagler (4-11)
 GA—Tate (16-96), J. Jackson (12-69), Worley (13-49)

Individual Passing (Comp-Att-Int-Yds-TD-Long)

CU—Anderson (14-33-2-183-1-43)
 GA—W. Johnson (1-5-1-8-0-8)
 —J. Jackson (3-11-0-34-0-15)

Individual Receiving (Rec-Yds-TD-Long)

CU—Riggs (3-83-1-43), Roulhac (2-51-0-40), R. Williams (2-29-0-21)
 GA—Sadowsky (1-15-0-15), McCluskey (1-12-0-12), Henderson (1-8-0-8)

GEORGIA TECH September 28 at Clemson, SC

For the third week in a row Clemson's running game failed to grind out the yardage (101 yards) and the Tigers fumbled their way to a 14-3 setback against the Yellow Jackets. It was the first time the Tigers had lost to Georgia Tech outside of Atlanta and the 1-2 start for Clemson was the slowest one for the Tigers since 1975. It was also the third consecutive defeat at home counting last season's setback to South Carolina.

Clemson turned the ball over four times by intermission but trailed only 7-3. But, the Yellow Jackets stung early in the opening seconds of the final half by taking the kickoff the length of the field to the Clemson 22. Facing a second-and-11 from the Clemson 33, Tech quarterback John Dewberry fired an off-balance pass that landed in the hands of tight end Tim Manion, who was stopped just shy of the goal line. The Tigers held for a couple of running plays, but on third down, Dewberry pitched to rookie tailback Jerry Mays. Mays pulled up and threw against the grain to Dewberry who bulled his way into the end zone for what turned out to be the final score of the day.

The Tigers' only score, a 25-yard field goal by David Treadwell with 2:14 left in the first half, marked the 69th consecutive game that Clemson had scored. But, the three points were the fewest for a Tiger team since Maryland blanked the Tigers Sept. 15, 1979, 19-0, in a game played at Clemson. This was also the first game in the last 69 that Clemson had not scored a touchdown.

Clemson	0	3	0	0	—	3
Georgia Tech	7	0	7	0	—	14

GT—King 2 run (Bell kick), 2:47 (1st)
 CU—Treadwell 25 FG, 2:14 (2nd)
 GT—Dewberry 2 pass from Mays (Palmer kick), 10:04 (3rd)

	CU	GT
First Downs	11	16
Rushes/Yards	33-101	56-191
Passing Yardage	140	96
Total Offense	241	287
Passes	18-28-1	8-11-0
Punts	5-38.6	5-45.6
Fumbles/Lost	3-3	1-1
Penalties/Yards	8-87	6-56

Individual Rushing (Att-Yds)

CU—Flowers (14-48), Driver (5-25), Flagler (7-24)
 GT—Collier (15-62), Mays (16-59), Mack (12-55)

Individual Passing (Comp-Att-Int-Yds-TD-Long)

CU—Rod Williams (2-2-0-15-0-9)
 —Anderson (16-26-1-125-0-20)
 GT—Dewberry (7-10-0-94-0-32)
 —Mays (1-1-0-2-1-2-0)

Individual Receiving (Rec-Yds-TD-Long)

CU—Roulhac (3-43-0-20), Quick (6-27-0-9),
 Ray Williams (1-20-0-20)
 GT—Manion (3-55-0-32), Lee (1-22-0-22), King (1-6-0-6)

KENTUCKY October 5 at Lexington, KY

Clemson continued to have problems holding onto the ball and as a result the Tigers suffered a 26-7 defeat at the hands of the Kentucky Wildcats. The Wildcats profited from seven turnovers by the Tigers. Clemson stood 1-3 and it was the first time in Coach Danny Ford's career that he had dropped three straight games.

On the very first play from scrimmage Kentucky quarterback Bill Ransdell suffered a punctured lung and in came a red-shirt sophomore by the name of Kevin Dooley. He went on to complete 15 of 23 passes for 142 yards and one TD pass to lead the Cats to their third win in four games. Also, placekicker Joe Worley contributed to the scoring by kicking four field goals, including boots of 27 and 30 yards in the second quarter to give the Cats a 6-0 halftime lead, and field goals of 26 and 32 yards in the final half.

Defensive back Brian Williams returned a punt 57 yards for a score, which marked the first time this had been done against the Tigers since Scott Woerner of Georgia returned a punt 67 yards in a 20-16 Bulldog victory at Athens in 1980. Clemson's only touchdown came on a 25-yard run on a reverse play by Ray Williams in the third quarter, which climaxed a drive of 77 yards, using up seven plays.

Clemson	0	0	7	0	—	7
Kentucky	0	6	10	10	—	26

UK—Worley 27 FG, 7:14 (2nd)
 UK—Worley 30 FG, 1:01 (2nd)
 UK—Worley 26 FG, 9:29 (3rd)
 UK—Williams punt return 57, 7:15 (3rd)
 CU—Ray Williams 25 run, 5:04 (3rd)
 UK—Logan 5 pass from Dooley, 14:51 (4th)
 UK—Worley FG 32, 3:24 (4th)

	CU	UK
First Downs	13	19
Rushes/Yards	34-138	54-167
Passing Yardage	92	142
Total Offense	230	309
Passes	10-24-3	15-23-0
Punts	5-44	7-38
Fumbles/Lost	4-4	1-1
Penalties/Yards	8-83	6-75

Individual Rushing (Att-Yds)

CU—Flowers (10-62), T. Johnson (12-55), Ray Williams (1-25)
 UK—Logan (22-82), Higgs (19-64), A. Gardner (3-9)

Individual Passing (Comp-Att-Int-Yds-TD-Long)

CU—Anderson (6-15-2-46-0-12)
 —Rod Williams (4-9-1-46-0-17)
 UK—Dooley (15-23-0-142-1-30)

Individual Receiving (Rec-Yds-TD-Long)

CU—Ra. Williams (3-25-0-11), Roulhac (2-31-0-17),
 T. Johnson (1-12-0-12)
 UK—Pitts (3-45-0-30), Burbage (3-35-0-17)

VIRGINIA October 12 at Clemson, SC

The Tigers snapped a three-game losing streak and scored 27 points—more than in their three previous outings combined—and defeated Virginia, 27-24. Before a homecoming crowd of 79,110 at Memorial Stadium, the Tigers eliminated the mistakes that had plagued them through the first four games, and continued their mastery over the Cavaliers by winning their 25th straight game over the Cavs.

The Tigers opened with a drive that resulted in a 25-yard field goal by David Treadwell. But Virginia responded with an 80-yard drive culminating in a 32-yard passing score. Following a Rodney Williams' interception on the next Tiger possession the Cavs widened the gap to 10-3 on a 22-yard field goal by Kenny Stadlin. However, the Tigers came right back with a 91-yard drive, capped by a 26-yard touchdown run on a reverse to the left side by Terrance Roulhac.

Undaunted, Virginia countered with an eight-play, 80-yard drive that ended in a 33-yard scoring strike to tight end Joel Dempsey. Wide receiver Ray Williams' third-quarter, 29-yard pass for a touchdown to Roulhac marked the first time since the 1939-40-41 career of end Joe Blalock that a receiver had thrown a touchdown pass for Clemson. He also accomplished a feat that hadn't been done by a Tiger football player since 1969, that being responsible for touchdowns three different ways in the same season.

Kenny Flowers' 12-yard score with 13:46 remaining gave the Tigers the lead for good. The Cavaliers would get only two chances in that final 13:46, thanks to some outstanding Tiger defensive plays, including a Kenny Danforth interception.

Clemson	3	10	7	7	—	27
Virginia	10	7	7	0	—	24

CU—Treadwell 25 FG, 10:06 (1st)

VA—Bullock 32 pass from Majkowseski (Stadlin kick) 5:40 (1st)

VA—Stadlin 22 FG, 2:44 (1st)

CU—Roulhac 26 run (Treadwell kick), 12:35 (2nd)

VA—Dempsey 33 pass from Majkowseski (Stadlin kick) 9:26 (2nd)

CU—Treadwell 38 FG, 4:18 (2nd)

CU—Roulhac 29 pass from Ray Williams (Treadwell kick) 9:23 (3rd)

VA—Morgan 1 Run (Stadlin kick) 0:40 (3rd)


CU—Flowers 12 Run (Treadwell kick), 13:45 (4th)

	CU	VA
First Downs	24	20
Rushes/Yards	57-287	50-218
Passing Yardage	140	131
Total Offense	427	349
Passes	9-15-1	7-17-1
Punts	4-36	6-40.5
Fumbles/Lost	0-0	1-0
Penalties/Yards	8-69	5-55

Individual Rushing (Att-Yds)

CU—Driver (25-121), Flowers (19-111), Roulhac (1-26)

VA—Morgan (15-69), Majkowseski (13-64), Petty (12-44)



Kenny Flowers had his third 100-yard game against Duke in 1985.

Individual Passing (Comp-Att-Int-Yds-TD-Long)

CU—Rodney Williams (7-12-1-101-0-51)

—Anderson (1-2-0-10-0-10)

—Ray Williams (1-1-0-29-1-29)

VA—Majkowseski (7-17-1-131-0-29)

Individual Receiving (Rec-Yds-TD-Long)

CU—Roulhac (3-44-1-29), Jennings (2-31-0-19), Riggs (2-40-0-32)

VA—Muha (4-50-0-18), Dempsey (1-33-1-33), Bullock (1-32-1-32)

DUKE October 19 at Durham, NC

The Tigers punched the ball into the end zone three times in the first half to beat the Duke Blue Devils, 21-9, and pick up their third win in six outings. It appeared that Duke would light up the scoreboard first as the Blue Devils took the opening kickoff and drove all the way to the Clemson nine-yard line. But, on a second-and-six from the 9, tailback Julius Grantham fumbled after a Steve Berlin hit and linebacker Henry Walls recovered for the Tigers on the six. Clemson then drove 94 yards in seven plays as Kenny Flowers scored on a 46-yard run.

Following an exchange of possession, Flowers scored his second touchdown of the day as he scampered 50 yards on a sweep to the right side. Clemson's next possession resulted in a 27-yard score by tailback Terrence Flagler to give the Tigers a commanding 21-0 lead with 11:18 remaining in the first half.

Tiger linebacker Eldridge Milton killed a 13-play Duke drive that gobbled up six minutes off the clock with an interception at the Tiger nine in the second half. Kenny Flowers' 111-yard rushing effort made him the only Clemson runner ever to have three 100-yard-plus outings against one opponent in a career. Henry Walls had 18 stops in the Duke encounter to raise his total to 90 of the year, while Terence Mack and Kenny Danforth each had two stops for a loss of yardage.

After giving up 34 points in the fourth quarter in the first four games, Clemson had now allowed zero points to be scored in the final period the last two games.

Clemson	14	7	0	0	—	21
Duke	0	6	3	0	—	9

CU—Flowers 46 run (Treadwell kick), 5:04 (1st)

CU—Flowers 50 run (Treadwell kick), 0:00 (1st)

CU—Flagler 27 run (Treadwell kick), 11:18 (2nd)

DU—Smith 2 run (Harper kick failed), 2:36 (2nd)

DU—Harper 22 FG, 6:25 (3rd)

	CU	DU
First Downs	18	23
Rushes/Yards	47-278	44-125
Passing Yardage	96	218
Total Offense	374	343
Passes	8-16-0	24-33-2
Punts	4-37.8	4-41.0
Fumbles/Lost	3-1	2-2
Penalties/Yards	2-11	4-31

Individual Rushing (Att-Yds)

CU—Flowers (16-121), Flagler (13-79), Ro. Williams (5-44)

DU—Smith (20-72), Grantham (13-31), Monk (3-10)

Individual Passing (Comp-Att-Int-Yds-TD-Long)

CU—Rod Williams (5-10-0-53-0-21)

—Anderson (3-6-0-43-0-20)

DU—Slayden (24-33-2-218-0-24)

Individual Receiving (Rec-Yds-TD-Long)

CU—Ray Williams (2-35-0-21), Boyer (1-20-0-20),

Charleston (1-15-0-15)

DU—Monk (8-65-0-13), Smith (5-30-0-7), Reed (3-28-0-13)

N.C. STATE October 26 at Clemson, SC

Playing near flawless ball on both offense and defense, the Clemson Tigers moved above the .500 mark to 4-3 overall, with a 39-10 whipping of N.C. State in the annual Textile Bowl at Memorial Stadium. The Clemson defense manhandled State's backfield and recorded eight sacks on their quarterbacks, which was just two short of the school record of 10 established against Maryland in 1979.

Kenny Flowers scored three touchdowns, Stacey Driver sprinted for a 29-yard score and the Tiger defense intercepted four passes to shut down the State offense. The Wolfpack avoided a shutout with a 39-yard field goal by Kelly Hollodick in the second quarter and a 30-yard touchdown connection from State backup quarterback John Heinle to Haywood Jeffries with 5:19 left in the game.

Clemson struck early with a 48-yard drive in nine plays, with Flowers rambling in for his first score of the day, a five-yard run. The Tigers piled on 10 more points in the second quarter as David Treadwell converted a 31-yard field goal and freshman quarterback Rodney Williams directed an 80-yard drive capped by Flowers' second score of the day.

The Tigers put the game away in the third quarter with Driver's first score of the year and his 14th career touchdown. Flowers added his third score in the game less than two minutes later after Kenny Danforth came up with his second interception of the year.

Clemson	7	10	14	8	—	39
N.C. State	0	3	0	7	—	10

CU—Flowers 5 run (Treadwell kick), 10:13 (1st)

CU—Treadwell 31 FG, 8:57 (2nd)

NC—Hollodick 39 FG, 5:10 (2nd)

CU—Flowers 40 run (Treadwell kick) 1:13 (2nd)

CU—Driver 29 run (Treadwell kick), 10:00 (3rd)

CU—Flowers 6 run (Treadwell kick), 8:38 (3rd)

NC—Jeffries 30 pass from Heinle (Hollodick kick), 5:19 (4th)

CU—Flagler 47 run (Treadwell pass to G. Smith), 4:42 (4th)

	CU	NC
First Downs	23	23
Rushes/Yards	51-279	39-32
Passing Yardage	127	319
Total Offense	396	351
Passes	10-17-0	26-42-4
Punts	6-42.8	3-42
Fumbles/Lost	0-0	4-1
Penalties/Yards	10-90	3-25



Clemson capitalized on five Wolfpack turnovers in a 39-10 win over N.C. State. Brian Raber picked up a fumble.

Individual Rushing (Att-Yds)

CU—Driver (21-125), Flowers (18-70), Flagler (9-66)

NC—Staton (10-42), Evans (10-36), Smoot (1-4)

Individual Passing (Comp-Att-Int-Yds-TD-Long)

CU—Rod. Williams (5-9-0-68-0-25)

—Anderson (4-6-0-49-0-24)

—Driver (1-2-0-12-0-12)

NC—Kramer (14-24-2-144-0-19)

—Heinle (12-18-2-175-1-30)

Individual Receiving (Rec-Yds-TD-Long)

CU—Roulhac (4-66-0-25), Flagler (2-16-0-11), Flowers (2-19-0-11)

NC—Jeffries (5-73-1-30), Worthen (4-71-0-23), Peebles (4-52-0-19)

WAKE FOREST November 2 at Clemson, SC

Although the Tigers picked up their fourth consecutive win to improve to 5-3, their 26-10 victory over Wake Forest was a costly win as defensive tackle Steve Berlin went down with a season-ending knee injury on the game's first play. At that time Berlin was the team's top down lineman and on a record pace in terms of tackles for a player at that position.

Freshman quarterback Rodney Williams passed for his first career touchdown as he completed a 15-yard pass to Terrance Roulhac in the final quarter. Led by Kenny Flowers and Stacey Driver, the Tigers ground out 306 rushing yards. It was the second time this year that two running backs had gained over 100 yards rushing as Driver had 114 and Flowers had 141.

Clemson wasted little time in getting on the scoreboard. Driving 79 yards in 16 plays on its first possession, Driver rushed for 40 yards on the drive and threw a 12-yard pass to tight end Jim Riggs who was stopped at the one-yard line. Flowers added the score and the Tigers led 7-0 with 6:00 left in the first quarter. On Clemson's next offensive possession the Tigers were celebrating another score that took just three plays, set up by a 21-yard completion to Ray Williams that was followed by Flowers second touchdown run—a 52-yard dash.

Clemson added a safety prior to intermission and that was followed by a 59-yard touchdown drive by the Deacons as Michael Ramseur barreled his way in from two yards out. Treadwell added a 41-yard field goal in the third quarter and Williams' first touchdown pass wrapped up the Tigers' scoring in the fourth quarter to secure the win.

Clemson	7	9	3	7	—	26
Wake Forest	0	10	0	0	—	10

CU—Flowers 1 run (Treadwell kick), 13:43 (1st)

WF—Illing 31 FG, 14:50 (2nd)

CU—Flowers 52 run (Treadwell kick) 13:43 (2nd)

CU—Safety ball snapped out of end zone, 12:18 (2nd)

WF—Ramseur 2 run (Illing kick), 0:18 (2nd)

CU—Treadwell 41 FG, 4:33 (3rd)

CU—Roulhac 15 pass from Rodney Williams (Treadwell kick), 12:02 (4th)

	CU	WF
First Downs	28	17
Rushes/Yards	65-306	29-83
Passing Yardage	166	202
Total Offense	472	285
Passes	12-21-1	19-39-0
Punts	4-41	7-30.6
Fumbles/Lost	2-1	2-2
Penalties/Yards	15-130	5-25

Individual Rushing (Att-Yds)

CU—Flowers (23-141), Driver (28-114), Flagler (7-38)

WF—Clemons (14-94), Ramseur (7-16), McGill (3-5)

Individual Passing (Comp-Att-Int-Yds-TD-Long)

CU—Rodney Williams (10-19-1-147-1-22)

—Driver (2-2-0-19-0-12)

WF—Elkins (19-39-0-202-0-22)

Individual Receiving (Rec-Yds-TD-Long)

CU—Ray Williams (5-78-0-21), Roulhac (3-53-1-22), Riggs (3-26-0-12)

WF—Chambers (4-61-0-22), Brim (4-58-0-17), Clemons (4-28-0-17)

NORTH CAROLINA November 9 at Chapel Hill, NC

Clemson's four-game win streak ended with just 10 seconds remaining in the game when junior tailback William Humes scored from one-yard out and Lee Gliarmis tacked on the winning extra point to lift the Tar Heels to a 21-20 victory. The fleet-footed tailback sliced the Tiger defense for 134 yards on 25 carries and two touchdowns in helping UNC claim its first victory over Clemson in Chapel Hill since 1971.

The loss halted the Tigers' 19-game win streak over North Carolina's Big Four teams. Humes' final score ended an 11-play, 70-yard drive that began with 4:12 left after Clemson had to settle for a 30-yard field goal by David Treadwell. Another UNC hero, freshman quarterback Jonathan Hall who got his first starting assignment in this game, threw for 182 yards and a touchdown. The Tigers led 10-7 going into the fourth quarter, and quickly increased that lead to 17-7 a minute into the final stanza on a 57-yard pass completion from Stacey Driver to Terrance Roulhac.

But Hall guided the Tar Heels on an 80-yard march that ended with his three-yard toss to tight end Arnold Franklin with 10:37 to play. Clemson could only manage Treadwell's 30-yard field goal after Humes' third fumble and the Tigers had moved the ball to UNC's 13-yard line. Clemson finished with 422 yards total offense, 258 on the ground, as tailbacks Kenny Flowers and Driver combined for 208 yards. Driver's 97-yards rushing gave him 2,013 career yards as he became the eighth Tiger back to go over the 2,000-mark.

Clemson	0	0	10	10	—	20
North Carolina	0	7	0	14	—	21

UNC—William Humes 36 run (Gliarmis kick) 11:43 (2nd)
CU—Treadwell 41 FG, 5:57 (3rd)
CU—Flowers 11 run (Treadwell kick) 1:52 (3rd)
CU—Roulhac 57 pass from Driver (Treadwell kick) 14:19 (4th)
UNC—Franklin 3 pass from Hall (Gliarmis kick), 10:37 (4th)
CU—Treadwell 30 FG, 4:17 (4th)
UNC—Humes 1 run (Gliarmis kick) 0:10 (4th)


	CU	UNC
First Downs	22	19
Rushes/Yards	61-258	42-195
Passing Yardage	164	182
Total Offense	422	377
Passes	9-19-1	12-20-0
Punts	3-40.0	4-48.8
Fumbles/Lost	2-1	4-3
Penalties/Yards	4-40	9-64

Individual Rushing (Att-Yds)

CU—Flowers (25-101), Driver (22-97), T. Johnson (3-29)
NC—Humes (25-134), Lopp (8-46), Hall (7-11)

Individual Passing (Comp-Att-Int-Yds-TD-Long)

CU—Rod Williams (8-17-1-107-0-20)
—Driver (1-2-0-57-1-57)
NC—Hall (12-20-0-182-1-29)



Terrance Roulhac caught four passes for 100 yards against North Carolina.



Perry Williams returned a blocked punt for a TD against Maryland.

Individual Receiving (Rec-Yds-TD-Long)

CU—Roulhac (4-100-1-57), Jennings (1-17-0-17), Flagler (1-15-0-15)
NC—A. Smith (4-61-0-17), Streater (3-68-0-29), Winfield (3-37-0-16)

MARYLAND November 16 at Clemson, SC

For the second week in a row, Clemson lost in the final 10 seconds as Maryland's Dan Plocki booted a 20-yard field goal with three seconds left to give the Terrapins a 34-31 win in Clemson's Death Valley. The Terps scored 17 fourth-quarter points to pull out the win.

Their 361 yards passing was the fourth highest passing yardage ever recorded against the Tigers. The Tigers got off to a quick start as David Treadwell booted a 37-yard field goal and a blocked punt resulted in the Tigers' first touchdown. Freshman Donnell Woolford blocked Maryland punter Darryl Wright's boot and Terence Mack tipped the ball to Perry Williams, who galloped 30 yards for the score.

But, the Terps came right back with an 80-yard drive in just eight plays for a touchdown. Maryland took its only lead of the contest, other than the final measure, on its next possession. Terrapin quarterback Stan Gelbaugh, who was 23 of 35 for 361 yards and three touchdowns, fired a 50-yard strike to wide receiver Eric Holder with 12:27 left in the half to make it 14-10.

Clemson responded with another score as Kenny Flowers, who rushed for 120 yards on 22 carries, scooted in from five yards out to give Clemson a 17-14 advantage. Flowers became the only Clemson player to reach the 2,000-yard plateau as a junior with his performance in this game. Clemson's next score was set up by another blocked punt as freshman Gene Beasley got his hand on the ball. Maryland pulled even at 24-all early in the fourth quarter on a 20-yard pass play with 13:48 to play. The Tigers' final lead came with 5:33 remaining as freshman fullback Tracy Johnson capped an 80-yard drive with a five-yard run.

Clemson	10	14	0	7	—	31
Maryland	7	10	0	17	—	34

CU—Treadwell 37 FG, 10:29 (1st)
CU—P. Williams 30 blocked punt return (Treadwell kick) 6:53 (1st)
MD—Blount 2 run (Plocki kick), 4:05 (1st)
MD—Holder 50 pass from Gelbaugh (Plocki kick), 12:27 (2nd)
CU—Flowers 5 run (Treadwell kick) 9:51 (2nd)
CU—Driver 2 run (Treadwell kick), 5:54 (2nd)
MD—Edmunds 20 pass from Gelbaugh (Plocki kick), 13:48 (4th)
CU—T. Johnson 5 run (Treadwell kick) 5:53 (4th)
MD—Edmunds 2 pass from Gelbaugh (Plocki kick) 1:18 (4th)
MD—Plocki 20 FG 0:03, (4th)

	CU	MD
First Downs	19	26
Rushes/Yards	60-265	37-162
Passing Yardage	45	361
Total Offense	310	523

Passes	3-12-0	23-35-1
Punts	6-31.7	6-27.2
Fumbles/Lost	3-2	2-1
Penalties/Yards	6-44	6-48

Individual Rushing (Att-Yds)

CU—Flowers (22-120), Driver (16-86), Johnson (9-48)
MD—Blount (17-85), Badanjek (15-60), Neal (1-9)

Individual Passing (Comp-Att-Int-Yds-TD-Long)

CU—Rod Williams (3-11-0-45-0-19)
—Driver (0-1-0-0-0-0)
MD—Gelbaugh (23-35-1-361-3-50)

Individual Receiving (Rec-Yds-TD-Long)

CU—Riggs (2-29-0-19), Boyer (1-16-0-16)
MD—Edmunds (6-101-2-44), Holder (3-65-1-50), Milling (3-59-0-28)

SOUTH CAROLINA November 23 at Columbia, SC

The Tigers and Gamecocks entered the game with identical 5-5 records and a bowl bid on the line. It was the 83rd meeting between the intrastate rival and the game was played before a Williams-Brice Stadium record crowd of 75,026.

The Tigers rallied from a 14-3 deficit in the second quarter to capture their 49th win in the series and assure Clemson of its ninth straight non-losing season. Clemson closed out the regular season with a 6-5 record and accepted an Independence Bowl bid, the 12th bowl invitation in Clemson history.

Running back Kenny Flowers had 136 yards rushing in the game which gave him 1,052 season yards, as he became only the fourth Clemson back to gain over 1,000 yards in one season.

South Carolina fumbled on the Gamecocks' first play from scrimmage in the second half and the Tigers converted for a one-yard score by Flowers, giving Clemson a 21-14 lead. On the Gamecocks' next possession they failed to get the ball into the end zone and missed a 21-yard field goal with 11:03 left in the game.

With 9:17 to play, the Gamecocks halted the Tigers and forced a punt to their 15, but a personal foul was assessed against George Hyder and Clemson got the ball at the USC 29. Three plays brought a minus yard, and Treadwell kicked a 46-yarder.

With 1:33 remaining and USC threatening at the Clemson 26, South Carolina's quarterback, Mike Hold, was intercepted by Perry Williams and Clemson was headed for Louisiana. In addition to Flower's 136-yard day, Driver rushed for 114, marking only the second time in Clemson history a pair of backs gained over 100 yards rushing three times in a season. But it was the first time the same two backs had performed the feat.



Terence Mack was a big hitter on defense all year.



John Phillips keyed Clemson's offensive line play against South Carolina.

Clemson	3	11	7	3	—	24
USC	0	14	3	0	—	17

CU—Treadwell 27 FG, 2:26 (1st)
USC—Hagood 3 run (Hagler kick) 14:40 (2nd)
USC—Hagood 2 run (Hagler kick) 10:12 (2nd)
CU—Treadwell 49 FG, 6:21 (2nd)
CU—Flowers 2 run (Williams pass to Flagler) 1:52 (2nd)
CU—Flowers 1 run (Treadwell kick) 12:11 (3rd)
USC—Hagler 54 FG 0:22 (3rd)
CU—Treadwell 46 FG, 8:00 (4th)

	CU	USC
First Downs	21	21
Rushes/Yards	63-291	49-207
Passing Yardage	58	178
Total Offense	349	385
Passes	5-13-0	16-26-1
Punts	5-40.6	3-48.7
Fumbles/Lost	3-2	2-2
Penalties/Yards	9-81	6-74

Individual Rushing (Att-Yds)

CU—Flowers (26-136), Driver (24-114), T. Johnson (5-19)
USC—Hagood (14-51), Sharpe (1-48), R. Brown (7-46)

Individual Passing (Comp-Att-Int-Yds-TD-Long)

CU—Rod Williams (3-10-0-31-0-16)
—Anderson (2-3-0-27-0-15)
USC—Hold (16-26-1-178-0-54)

Individual Receiving (Rec-Yds-TD-Long)

CU—Roulhac (4-42-0-15), Ray Williams (1-16-0-16)
USC—Sharpe (5-53-0-17), White (3-17-0-11), Bethea (2-11-0-7)

See Page 162 for Independence Bowl review vs. Minnesota.

1985 Final Depth Chart

Exposure Record

Clemson has appeared on some type of TV 55 times in the last nine years (counting delayed telecasts). During the calendar year of 1982 Clemson set a media first of sorts as the Tigers became the first team to appear on ESPN, WTBS, USA, ABC, CBS and NBC all in the same year. The year started with NBC's broadcast of the Orange Bowl win over Nebraska on January 1, 1982. ABC then showed the 1982 season opener with Georgia and CBS followed the next week with the Boston College game. The following week the USA Network televised the Kentucky game from Clemson and in week four WTBS showed up to do the Virginia game in Charlottesville. ESPN then did the N.C. State game in Raleigh in the fifth week of the season. That's six different networks in six different games. Clemson had nine games televised during the 1982 season overall.

OFFENSE

LEFT TACKLE

*John Watson
*JEFF NUNAMACHER

LEFT GUARD

****Steve Reese
*PAT WILLIAMS
**Jody Sease
***Chuck Sanford

CENTER

***Jeff Lytton
**ERIC NIX
**DAVID SPRY
*Brian Hammond
*Glen Brickley

RIGHT GUARD

**JOHN PHILLIPS
*JEFF BAK
**JOHN JANSEN

RIGHT TACKLE

***Wes Mann
*FRANK DEIULIIS

SPLIT END

***RAY WILLIAMS
***Shelton Boyer
*KEITH JENNINGS

QUARTERBACK

*RODNEY WILLIAMS
*RANDY ANDERSON
*TODD SCHONHAR

TIGHT END

***JIM RIGGS
*JAMES COLEY
**KEN SETZEKORN
*DAN PEARMAN

FLANKER

***TERRANCE ROULHAC
***Pat Charleston

TAILBACK

****Stacey Driver
***KENNY FLOWERS
***TERRENCE FLAGLER

FULLBACK

*CHRIS LANCASTER
*TRACY JOHNSON
***ROD QUICK

PLACEKICKER

*DAVID TREADWELL
*Adubarie Otorubio

DEFENSE

LEFT END

**MICHAEL DEAN PERRY
**DUANE WALKER
**LAWRENCE BRUNSON
*Eric Dawson

LEFT TACKLE

***Steve Berlin
*RAYMOND CHAVOUS
*J.C. HARPER

MIDDLE GUARD

***BRIAN RABER
*MARK DRAG
*PAT MCKENNY

RIGHT TACKLE

**DWAYNE MEADOWS
*RICHARD MCCULLOUGH
*TY GRANGER

BANDIT END

***TERENCE MACK
**JAMES EARLE
*RODNEY CURTIS

WEAK LINEBACKER

***Henry Walls
****Eldridge Milton
*SCOTT ENZOR

STRONG LINEBACKER

***Keith Williams
**MIKE JOLLAY

PUNTER

*Andy Newell
*Mark Vaughn

LEFT CORNER

***PERRY WILLIAMS
*DONNELL WOOLFORD
*GEOFF CINIERO

FREE SAFETY

**A.J. JOHNSON
**KEVIN BRADY
*RICHARD SMITH
***Mike Issacs
*Kenny Beasley
*NORMAN HAYNES

STRONG SAFETY

***Kenny Danforth
*GENE BEASLEY
*MATT RIGGS

RIGHT CORNER

***DELTON HALL
*WESLEY MCFADDEN
***STEVE GRIFFIN

Returning Players in CAPS.

LETTERMEN & STARTER BREAKDOWN (Includes Punter & Placekicker)

OFFENSE

First-team Lettermen Lost	5
Second-team Lettermen Lost	3
Total Offensive Lettermen Lost	12
First-team Lettermen Returning	7
Second-team Lettermen Returning	9
Total Offensive Lettermen Returning	24

TOTAL LETTERMEN LOST

TOTAL LETTERMEN RETURNING

DEFENSE

First-team Lettermen Lost	5
Second-team Lettermen Lost	2
Total Defensive Lettermen Lost	10
First-team Lettermen Returning	7
Second-team Lettermen Returning	10
Total Defensive Lettermen Returning	28

1985 ACC Stats

(Not Including Bowl Games)

Virginia Streak

Clemson has had great success against teams from the state of Virginia over the years, in fact Clemson has not lost a football game to a team from Virginia since 1954. The Tigers have now won 34 in a row over teams from Virginia dating back to an 18-7 loss to Virginia Tech on October 2, 1954. Clemson has not racked up all the wins at home either as the streak is even longer for road games. The Tigers have won 17 in a row against teams from Virginia dating back to a 12-7 loss at VMI on October 9, 1943. Clemson has now won nine in a row over Virginia Tech and 25 in a row over Virginia. Clemson has an overall record of 44-11-3 against teams from Virginia.

FINAL 1985 ACC INDIVIDUAL STATISTICS

TOTAL OFFENSE	Plays	Yards	Per Play	TDR	Per Game
1. Gelbaugh, Md	349	2385	6.8	16	216.8
2. Kramer, NCS	429	2252	5.2	17	204.7
3. Slayden, Duke	393	2019	5.1	12	201.9
4. Majkowski, Va	286	1528	5.3	13	152.8
5. Dewberry, GaT	299	1635	5.5	11	148.6
6. Anthony, UNC	292	1403	4.8	13	127.5
7. Word, Va	207	1224	5.9	6	122.4
8. Flowers, Clem	200	1052	5.3	13	95.6
9. Driver, Clem	175	882	5.0	3	88.2
10. Clemons, WF	164	916	5.6	2	83.3

RUSHING	Plays	Yards	Per Play	TD	Per Game
1. Word, Va	207	1224	5.9	6	122.4
2. Flowers, Clem	200	1052	5.3	13	95.6
3. Clemons, WF	164	916	5.6	2	83.3
4. Driver, Clem	168	794	4.7	2	79.4
5. Blount, Md	171	828	4.8	4	75.3
6. Ramseur, WF	169	769	4.6	4	69.9
7. Evans, NCS	172	712	4.1	1	64.7
8. Badanjek, Md	155	676	4.4	12	61.5
9. Collier, GaT	139	606	4.4	2	55.1
10. Petty, Va	145	525	3.6	6	47.7

RECEIVING	Cgt	Yds	TD	Avg	PG
1. Ramseur, WF	54	450	1	8.3	4.9
2. Green, Duke	51	804	8	15.8	4.6
3. Brim, WF	51	578	3	11.3	4.6
4. Winfield, UNC	47	696	8	14.8	4.3
5. Jeffries, NCS	36	542	6	15.1	3.3
6. Abdur-Ra'off, Md	35	671	4	19.2	3.2
7. Brothers, NCS	34	563	6	16.6	3.1
8. Streater, UNC	24	424	4	17.7	2.7
9. Lee, GaT	29	645	6	22.2	2.6
10. Roulhac, Clem	29	470	3	16.2	2.6

PUNTING	No	Yards	Avg
1. Barnhardt, UNC	68	2824	41.5
2. Dilweg, Duke	54	2178	40.3
3. Snow, GaT	71	2827	39.8
4. Newell, Clem	53	2110	39.8
5. Walker, Va	62	2467	39.8
6. Wright, Md	55	2153	39.1
7. Salmon, NCS	41	1591	38.8
8. Bailey, WF	48	1811	37.7

PASSING EFFICIENCY	Att	Cmp	Cmp Pct	Int	Int Pct	Yards	Yds Att	TD	TD Pct	Rating Points
1. Dewberry, GaT	193	110	56.99	8	4.15	1557	8.07	10	5.18	133.6
2. Gelbaugh, Md	311	166	53.38	14	4.50	2475	7.96	15	4.82	127.1
3. Kramer, NCS	399	189	55.75	12	3.54	2510	7.40	16	4.72	126.4
4. Slayden, Duke	294	173	58.84	13	4.42	1937	6.59	10	3.40	116.6
5. Anthony, UNC	249	142	57.03	13	5.22	1546	6.21	11	4.42	113.3
6. Majkowski, Va	199	95	47.74	8	4.02	1233	6.20	7	3.52	103.4
7. Anderson, Clem	121	63	52.07	5	4.13	703	5.81	2	1.65	98.1
8. Elkins, WF	132	70	53.03	6	4.55	643	4.87	5	3.79	97.4
9. Rod Williams, Clem	99	47	47.47	4	4.04	613	6.19	1	1.01	94.7

ALL PURPOSE RUNNERS	Rush	Rec	PR	KOR	Yards	Plays	Per Play	Yds PG
1. Word, Va	1224	76	0	76	1376	221	6.2	137.6
2. Ramseur, WF	769	450	0	0	1219	223	5.5	110.8
3. Flowers, Clem	1052	26	0	40	1118	205	5.5	101.6
4. Monk, Duke	431	179	0	455	1065	147	7.2	96.8
5. Clemons, WF	916	113	0	0	1029	185	5.6	93.5
6. Worthen, NCS	24	505	0	448	977	50	19.5	88.8
7. Lee, GaT	42	645	46	242	975	53	18.4	88.6
8. Blount, Md	828	138	0	0	966	189	5.1	87.8
9. Green, Duke	-1	804	155	0	958	67	14.3	87.1
10. Ray Williams, Clem	41	342	0	502	885	49	18.1	80.5

PUNT RETURNS	No	Yards	TD	Avg
1. Green, Duke	15	155	0	10.3
2. McCummings, WF	14	136	0	9.7
3. Morrison, UNC	12	95	0	7.9
4. Warren, Va	26	168	0	6.5
5. K. Covington, Md	16	103	0	6.4
6. Gethers, NCS	20	125	0	6.2
7. Griffin, UNC	17	87	0	5.1

SCORING	TD	XPT	FG	Points	PG
1. Flowers, Clem	13	0	0	78	7.1
2. Stadlin, Va	0	28	16	76	6.9
3. Badanjek, Md	12	0	0	72	6.5
4. Treadwell, Clem	0	24	15	69	6.3
5. Winfield, UNC	9	0	0	54	4.9
6. Green, Duke	8	0	0	48	4.4
7. Clemons, WF	7	2	0	44	4.0
Bell, GaT	0	12	8	36	4.0
9. Lee, GaT	7	0	0	42	3.8
10. Gliarmis, UNC	0	25	4	37	3.7

FIELD GOALS	FGA-FGM	Pct	PG
1. Stadlin, Va	19-16	.842	1.45
2. Treadwell, Clem	22-15	.682	1.36
3. Bell, GaT	11- 8	.727	.89
4. Hollodick, NCS	13- 8	.615	.73
5. Illing, WF	13- 8	.615	.73
6. Harper, Duke	16- 6	.375	.55
7. Palmer, GaT	11- 5	.455	.45
8. Gliarmis, UNC	8- 4	.500	.40

KICKOFF RETURNS	No	Yards	TD	Avg
1. K. Covington, Md	24	556	0	23.2
2. McGill, WF	22	494	0	22.5
3. Worthen, NCS	20	448	0	22.4
4. Pittman, Va	20	440	0	22.0
5. Lewis, UNC	16	348	0	21.7
6. Monk, Duke	22	455	0	20.7
7. Ray Williams, Clem	26	502	0	19.3

INTERCEPTIONS	No	Yards	TD	Per Game
1. K. Covington, Md	6	94	0	.55
Griffin, UNC	6	4	0	.55
3. Lilly, GaT	4	46	0	.36
4. Starr, UNC	3	37	0	.27
Greene, WF	3	9	0	.27
Carr, UNC	3	6	0	.27
Davis, UNC	3	4	0	.27
8. Danforth, Clem	2	24	0	.22
Hogan, GaT	2	22	0	.22
10. Rutland, GaT	2	3	0	.20

FINAL 1985 ACC TEAM STATISTICS

TOTAL OFFENSE	Plays	Yards	Per Play	TD	Per Game
Maryland	816	4514	5.5	35	410.4
Virginia	815	4067	5.0	31	369.7
Wake Forest	831	4044	4.9	27	367.6
Clemson	783	3910	5.0	25	355.5
N.C. State	821	3774	4.6	21	343.1
Ga. Tech	777	3753	4.8	26	341.2
Duke	815	3691	4.5	26	335.5
N. Carolina	781	3590	4.6	29	326.4

RUSHING OFFENSE	Plays	Yards	Per Play	TD	Per Game
Virginia	594	2713	4.6	22	246.6
Clemson	555	2477	4.5	20	225.2
Ga. Tech	580	2169	3.7	14	197.2
Maryland	504	2039	4.0	20	185.4
Wake Forest	444	1819	4.1	8	165.4
N. Carolina	445	1485	3.3	14	135.0
Duke	477	1459	3.1	16	132.6
N.C. State	436	929	2.1	3	84.5

PASS OFFENSE	Att-Cmp-Int	Pct	Yards	Per Game
N.C. State	385-213-18	55.3	2845	258.6
Maryland	312-166-14	53.2	2475	225.0
Duke	338-198-18	58.6	2232	202.9
Wake forest	387-229-13	59.2	2225	202.3
N. Carolina	336-180-16	53.6	2105	191.4
Ga. Tech	197-113- 9	57.4	1584	144.0
Clemson	228-115- 9	50.4	1433	130.3
Virginia	221-106- 9	48.0	1354	123.1

SCORING OFFENSE	TD	KXP	OXF	FG	SF	Pts	Avg
Maryland	35	33	1	14	2	291	26.5
Virginia	31	28	0	16	0	262	23.8
Ga. Tech	28	26	0	13	1	235	21.4
Clemson	26	24	2	15	1	231	21.0
N. Carolina	30	26	0	6	0	224	20.4
Wake Forest	27	19	2	9	0	212	19.3
Duke	26	19	0	6	0	193	17.5
N.C. State	22	15	3	11	0	186	16.9

NET PUNTING	No	Avg	No Ret	Yds Ret	Net Avg
N. Carolina	69	41.1	29	118	39.4
Ga. Tech	73	39.9	28	189	37.3
Duke	55	39.6	24	158	36.7
Clemson	53	39.8	24	190	36.2
N.C. State	71	39.4	37	243	36.0
Wake Forest	57	37.6	21	118	35.6
Virginia	63	39.2	25	246	35.3
Maryland	57	37.9	17	179	34.8

TOTAL DEFENSE	Plays	Yards	Per Play	TD	Per Game
Maryland	785	3356	4.3	18	305.1
Ga. Tech	751	3433	4.6	12	312.1
Virginia	780	3758	4.8	26	341.6
Duke	768	3840	5.0	29	349.1
Wake Forest	758	3844	5.1	28	349.5
N. Carolina	857	3912	4.6	27	355.6
Clemson	810	3951	4.9	21	359.2
N.C. State	824	4160	5.0	36	378.2

RUSHING DEFENSE	Plays	Yards	Per Play	TD	Per Game
Maryland	467	1384	3.0	8	125.8
N. Carolina	526	1754	3.3	10	159.5
Wake Forest	483	1761	3.6	12	160.1
Ga. Tech	434	1793	4.1	7	163.0
Duke	476	1820	3.8	12	165.5
Clemson	513	1910	3.7	10	173.6
Virginia	499	2020	4.0	14	183.6
N.C. State	562	2332	4.1	21	212.0



Ray Williams was 10th in the ACC in all-purpose rushing in 1985.

PASS DEFENSE	Att-Cmp-Int	Pct	Yards	Per Game
Ga. Tech	317-156-16	49.2	1640	149.1
Virginia	281-146- 9	52.0	1738	158.0
N.C. State	262-134- 7	51.1	1828	166.2
Maryland	318-169-15	53.1	1972	179.3
Duke	292-159-13	54.5	2020	183.6
Clemson	297-171-11	57.6	2041	185.5
Wake Forest	275-159- 7	57.8	2083	189.4
N. Carolina	331-181-18	54.7	2158	196.2

SCORING DEFENSE	TO	KXP	OXF	FG	SF	Pts	Avg
Ga. Tech	12	1	1	11	0	118	10.7
Maryland	21	18	0	10	0	174	15.8
Clemson	23	22	0	14	0	202	18.4
Virginia	27	21	2	10	0	217	19.7
N. Carolina	28	25	0	10	0	223	20.3
Wake Forest	29	26	1	15	1	249	22.6
Duke	30	28	0	14	1	252	22.9
N.C. State	40	34	2	9	0	305	27.7

PUNT RETURNS	No	Yards	TD	Avg
Duke	15	155	0	10.3
Wake Forest	30	248	0	8.3
N. Carolina	42	331	1	7.9
Virginia	26	168	0	6.5
Maryland	16	103	0	6.4
N.C. State	32	202	0	6.3
Ga. Tech	27	155	1	5.7
Clemson	18	100	1	5.6

KICKOFF RETURNS	No	Yards	TD	Avg
Ga. Tech	23	539	1	23.4
Maryland	26	571	0	22.0
Clemson	39	825	0	21.2
Virginia	32	667	0	20.8
N.C. State	37	751	0	20.3
N. Carolina	33	662	0	20.1
Duke	40	801	0	20.0
Wake Forest	37	662	0	17.9

TURNOVER MARGIN

Team	Turnover Gained			Turnovers Lost			Total	Margin
	Fumble	Inter	Total	Fumble	Inter	Total		
Georgia Tech	12	16	28	10	9	19	—	+9
Maryland	21	15	36	13	14	27	—	+9
Virginia	12	9	21	8	9	17	—	+4
North Carolina	11	18	29	11	16	27	—	+2
Clemson	16	11	27	20	9	29	—	-2
Wake Forest	13	7	20	13	13	26	—	-6
Duke	9	13	22	11	18	29	—	-7
N.C. State	12	7	19	16	18	34	—	-15

1985 Diary

How's This For Openers

Clemson has had a lot of success over the years in the season opener, winning 79 percent of the time. The Tigers have a 66-16-8 record in season openers in the 90 years of Clemson football, including seven wins in the last eight openers. In 1985 Clemson scored a field goal with no time left on the clock to beat Virginia Tech, 20-17. Danny Ford is now 6-1 in openers in his career with the only loss coming at Georgia in 1982. Once again Virginia Tech is the opponent in the first game of the season, this year at Clemson on September 13.

By Jill Mixon

6/28 Miles Aldridge was named the successor to Les Herrin as the Tiger linebacker coach. The 1971 graduate of Gardner-Webb came to Clemson by way of Duke University where he had served in the same capacity for two seasons.

7/25 The production work for the national television broadcast of the Clemson-Georgia football game began today. Senior Producer at CBS Sports, Ric LaCivita, and Technical Director Joe Dornellas spent the entire afternoon at Memorial Stadium conducting a survey. They scouted out possible camera locations, met with the local telephone people to rewire the entire stadium, and met with the Clemson technicians and administrators with whom they would be working.

8/8 Summer school's second session exams ended yesterday much to the relief of many Clemson students. But the happiness was not long-lasting for the football team, and members of the athletic department family. Reserve strong safety Carlton Box was on his way to Gainesville, FL, to visit his girlfriend for a few days before football practice got underway, when he apparently fell asleep at the wheel of his late-model car, hit a ditch and flipped it four times throwing himself through the sun roof. Box suffered massive injuries, including a crushed chest, a severed spine and a skull fracture.

8/9 The season truly got underway this afternoon as 52 freshmen completed their physicals, and reported to the practice fields behind Jervy Athletic Center. The freshmen certainly got undivided attention as a head count revealed 52 coaches, graduate coaches, managers, and trainers assisting with practice. Talk about one-on-one instruction!

8/14 By late afternoon the Athletic Department was buzzing as the varsity had to report by 6:00 pm. Some of the players began arriving as early as lunchtime, but most spent as much time at home as they possibly could because they knew it would be quite a while before they would return.

8/16 The 6:00 AM wake-up call came early for all the football players, but nevertheless, everybody had gotten started with their three-a-day work outs. The team went out for its first session at 7:30 AM. Then they came inside for a light breakfast in the Jervy Gym, and returned to practice at 11:00 AM. The coaches gave the players a two-hour break in the afternoon, then

it was back out on the practice fields again at 5:00 PM.

8/27 The annual ACC sportswriters tour made its stop in Clemson this afternoon. The 40-plus media members converged on the athletic department and spent the entire day interviewing various football players. On more than one occasion, I heard players question one another, "Did people ask you the same question over and over again?" And their teammate would answer, "Yea, and boy, I got so confused. I tried to give them all the same general answer, but I couldn't remember exactly the way I said it the first time."

8/31 The Tigers scrimmaged in Death Valley this afternoon. It was costly for the Tigers as starting defensive end Michael Dean Perry was carried off the field with what was believed to be a sprained ankle. It was later discovered that Perry had fractured his foot and was not able to play until the Kentucky contest.

9/7 Final dress rehearsal in Death Valley before next Saturday's opener at Virginia Tech took place this day. Every detail was ironed out. They worked on situations that involved coming from behind with less than a minute to go; prevent defenses; punting from the shadows of Clemson's own goalpost; onside kickoffs; and any other situations that might occur during the game. They even practiced running down the hill.

9/14 The Tigers defeated Virginia Tech 20-17 this afternoon, on a 36-yard field goal by placekicker David Treadwell with no time on the clock. Treadwell, who did not know he had won the starting place-kicking job until Ford sent him into the game with 42 seconds remaining in the first-half, had not played in an organized football game since pee-wee league.

9/18 CBS Sports producer Ric LaCivita arrived in Clemson to begin work for the first-ever nationally televised football game from Clemson. While the production people spent the afternoon setting up cameras at various locations throughout the stadium, LaCivita spent the afternoon on the practice fields with Coach Ford.

From his observation tower high atop the practice fields Ford familiarized LaCivita with a few of the Tigers' tendencies. As LaCivita took notes, he tried to convince Coach Ford that he would be a great color commentator for college football. Ford replied, "Yeah, let's trade jobs Saturday. You coach the team, and I'll produce the game for television. Now, wouldn't that be something to see."

9/19 The pace quickened today, as the game

drew closer. The Sports Information Office was bombarded with people from CBS. The assistant producer, his camera crew, and I busily arranged all the player head shots in the Jervy Gym. We had to make sure that everybody had a head shot made, even the last walk-on kicker.

9/21 Clemson lost its first game of the season to Georgia, 20-13. The loss marked the second straight defeat for the Tigers in Death Valley, dating back to last season's loss to South Carolina. Heading into the fourth quarter the Tigers held a 10-3 lead, but the Dawgs took advantage of 17 final-period points to defeat the Tigers by a touchdown.

9/28 For the second straight week Clemson lost to a team from the state of Georgia. This week it was a 14-3 licking at the hands of the Yellow Jackets of Georgia Tech. The loss marked the worst offensive showing for the Tigers since 1979. Clemson's lone score came on a 25-yard David Treadwell field goal in the second quarter.

10/1 Tight end Jim Riggs commented on Sunday's practice, an unusual event, "Well, it's Tuesday again today."

"Again today?" I asked.

"Yeah, it was like Tuesday yesterday. Normally Mondays are light workouts in shorts and shoulder pads, but we did that Sunday afternoon. So, Monday, was a full contact practice like Tuesdays are. So we're just having two Tuesdays in this week."

At Ford's weekly press conference the head coach commented, "It's not too late yet for us to be a good football team. We just don't have," Ford paused searching for the right word. "Chemistry — no, that's not it. I don't like that word. I'm not sure I know what it means."

"Cohesiveness," offered Jim Phillips, voice of the Tigers.

"No, that's not it either. I can't even pronounce that," said Ford. "We're just not clicking — clickness is the word I'm looking for. Is that a word? Well, if it's not it is now."

10/5 The Clemson offense committed seven turnovers in the 26-7 loss to Kentucky, and only managed 230 yards in total offense. Once again the linebackers were defensive standouts as Henry Walls had 14 tackles and Keith Williams had 11. Free safety A.J. Johnson also had 11 tackles and one pass broken up.

10/7 After the seven turnovers at Kentucky, the Sports Information Office made a call to the NCAA to find out where the Tigers ranked in turnover margin. In four games Clemson had committed 18 turnovers to their opponents' seven.

The call to the NCAA Office revealed that the Tigers were dead last in the country in that important category.

10/8 The *Washington Times* poll of the bottom 10 football teams in the country was released today. The Tigers, with a 1-3 record, were ranked 9th.

At Ford's weekly press conference the head coach continued to voice his disappointment in the progress of his football team. And some changes were going to be made. "The running game is going to be reduced to only four base plays. You have to believe in what you're going to do. If we run a play and it doesn't work, we're going to run it 10 more times until we get it right.

"I'm beginning to think we're not a dropback football team. Not the way we've been failing to pick up blitzes and that kind of thing. You can't be aggressive backing up. I'd talked myself into doing that, and we're going to get away from it starting this week. Whether we can do it or not, we're going back to trying to knock people off the ball. We've simply gotten away from the things that were good for us in the past. I think we'll be better off using play-action."


10/12 The Tigers finally got back on the winning track this afternoon as they extended the longest active streak for one Division I team over another to 25 games by defeating Virginia, 27-24. It wasn't like the previous years when the Tigers were able to roll over an outmanned Virginia team. This time, it was a well-earned victory, just the kind the Tigers have been looking for. Clemson ran up 427 yards total offense and committed only one turnover (a season-high and season-low in each category) and knotted its conference record at 1-1. Homecoming weekend was a big success all-around. Miss Jenny Bussey was crowned 1985 Homecoming Queen at Tigerama. She is the daughter of former Clemson quarterback Charlie Bussey. Bussey is the first father to produce two Clemson Homecoming queens as his oldest daughter, Pam, was the queen in 1979.

10/13 When Danny Ford addressed the Greenville Touchdown Club this afternoon, someone questioned the Coach about the approaching birth of his baby. "One thing is for sure, after that kid is born, I'm not letting any of the running backs hold it."

10/15 At his weekly press conference Coach Ford was in the best mood he had been in all season. "We're real happy to win and real pleased with the way the game came out. We're still struggling some and definitely are not over the hump, yet. We still have a lot of fundamental football to learn. Rodney Williams did some things I didn't know he could do."

10/17 After 15 and one-half hours of induced labor Deborah Ford gave birth to a 20-inch, seven-pound, eight-ounce baby boy. Media representatives across three states called the Sports Information Office hourly awaiting the "Ford Baby-Watch". But, it wasn't until 10:30 pm that Danny Lee Ford, II, came into the world.

10/19 What a week for Danny Ford. The Fords had their first boy and his team got another



Danny Ford had an "A-OK" week in mid-October when he celebrated the birth of his first son and beat Duke for the fifth straight year.

win under its belt as Clemson defeated Duke, 21-9. Kenny Flowers was the star of the show as he had touchdown gallops of 46 and 50 yards in the first quarter.

10/22 Talking about this week's opponent N.C. State, Ford commented, "They (N.C. State) must get us mixed up with North Carolina. We are not their number-one enemy, but they think we are."

10/26 Clemson defeated N.C. State this afternoon by a score of 39-10. Clemson accumulated 396 yards total offense, 267 on the ground. But, the win was costly for the Tigers as Kenny Danforth was carried off the field with a knee injury.

10/29 At Coach Ford's press conference a writer questioned Ford about Danforth's condition. Ford's response, "Well, he gets his walking cast off Thursday. Then it's up to Oral Roberts to perform his wonders."

11/1 The Steve Berlin All-America promotional stand-up poster, "Clemson's Berlin Wall" arrived in the Sports Information Office this afternoon. The poster depicted Berlin in front of a brick wall and listed pertinent facts about the senior defensive lineman.

11/2 On the first play of the Wake Forest game, Steve Berlin tore ligaments in his knee and is lost for the remainder of the season. Despite the loss of Berlin, the Tigers managed to defeat Wake Forest, 26-10. Clemson gained the victory by churning out the rushing yardage again, this time with 306 rushing yards. Kenny Flowers and Stacey Driver accounted for most of the yardage as Flowers bolted for 141 yards and two touchdowns, and Driver carried the ball for 114 yards.

11/4 Team Doctor Roland Knight performed surgery on Berlin's knee ligament damage at St. Francis Hospital in Greenville. The surgery lasted almost three hours, but Knight believed it was successful. Knight estimated that a rehabilitation program of nine months to a year would be necessary for complete recovery from the injury.

11/9 Games can't be much closer or more exciting than the North Carolina contest I saw today. Stacey Driver threw a 57-yard touchdown strike to Terrance Roulhac to give Clemson a 17-7 lead. North Carolina came roaring back with a touchdown of its own to pull within a touchdown. With 4:17 seconds remaining in the ballgame David Treadwell connected on a 30-yard field goal to increase the Tiger lead to 20-14. But with only 10 seconds left to go in the game UNC's William Humes dove over from the one to tie the score at 20-20. Lee Giliarmis then tacked on the PAT to seal the UNC victory, 21-20.

11/12 "They are just a cut above everybody else," commented Coach Ford on the Maryland football team at his weekly press conference. "Last year they treated us like a yard dog, and the bad thing about it is that they have 16 starters returning off that team."

11/14 The team assembled in the squad room in Jervy Athletic Center awaiting the scouting report on the Maryland Terrapins. The defensive assistant coaches gave their presentation, and then everyone looked around for the offensive coaches. Then the room was filled with the funeral march and the offensive coaches emerged from a door at the front of the room, wheeling in a "tiger paw" casket. As Nelson Stokely, Lawson Holland, Larry Van der Heyden, and Steve Shaughnessy positioned the casket, tight end coach Woodrow McCorvey delivered

the eulogy. McCorvey began, "Friends of the Tiger Football family. We are gathered here today to pay our respects to the Clemson Tigers, who died on Saturday, Nov. 9, 1985 in a careless, thoughtless accident in Chapel Hill.

"Let's now pay our respects as we say goodbye to the 1985 Clemson Tigers," concluded McCorvey.

As McCorvey completed the eulogy, Chuck Reedy, running back coach, arose from the coffin in a football jersey and helmet and said, "Maryland, we ain't dead yet!"

11/16 As the football team entered the lockerroom for today's game with Maryland, they were met by a surprise visitor – teammate Carlton Box. Box, confined to a wheelchair, watched his teammates from the sideline lead the Terps 24-17 at the half. The Tigers led until the final 1:18 when Maryland knotted the score on a controversial two-yard touchdown pass. The Terps captured a 34-31 victory on a 20-yard field goal by Dan Plocki with only three seconds remaining. That's two ACC losses by a total of 13 seconds in the last two weeks.

11/19 The Maryland game concluded with an altercation on the Clemson sidelines that led to disciplinary action on the part of Clemson officials and the ACC office towards Clemson players and coach Ford. The controversy almost overshadowed attention on the Clemson-South Carolina game that was upcoming.

Ford made an analogy between a soft drink company and the Clemson-South Carolina game. "Remember when Coca-Cola came out with New Coke and then went back to Coke Classic. The experts called their concept and advertising genius and said all the attention was designed to slow Pepsi down. Well, we certainly didn't create all this controversy to slow down South Carolina."

11/20 I heard Defensive End Coach Tommy West talking in his office today about all the injuries Clemson has had this season. "I've had five different players to start at 'ed' end this season, and in all seven different guys have seen playing time. Even at bandit, three different players have started, while four have played. That's 11 players at just two positions. Then you look at Maryland. They haven't had a defensive starter change all season."

11/23 Tailback Kenny Flowers rushed for 136 yards and two touchdowns to lead Clemson to a 24-17 victory over South Carolina. Heading into the game, Flowers needed just 84 yards to break the 1,000-yard mark in a single season, and he became only the fourth Tiger runningback to accomplish that feat.

Following the game the Tigers accepted the Independence Bowl's invitation to meet Minnesota in a December 21, 1985 contest. I heard Nelson Stokley, offensive coordinator, say as Clemson accepted the bowl bid, "Who would have thought when we were 1-3 and last in the nation in turnover margin that we'd be going to a bowl?"

11/30 It was announced today that Nelson Stokley had been named Head Football Coach



David Treadwell booted 17 field goals in 1985, quite an accomplishment considering he had not played in a football game in 10 years.

at Southwest Louisiana. He is going to stay at Clemson through the bowl game though. Coach Ford said, "One only has to look at our record (49-16-2) since Nelson has been our offensive coordinator to see that he has a keen football mind."

12/15 The team departed for Shreveport, Louisiana on this day, a Sunday, at 10:00 AM. The team practiced on Monday, Tuesday and Wednesday in two-a-day sessions and once on Thursday. Only a light workout took place on the day before the game.

There was a good spirit here because only a couple of players on the team had ever played in a bowl game. It was nice to see guys like Steve Reese, who had played for four years, get a chance to play in a bowl and at the same time it was good experience for the young players. With such a young team Clemson needs all the game

experience it can get.

12/21 Clemson was hit by the same problems that led to a 1-3 record early in the season, turnovers. Fumbles in the first quarter put Clemson behind, but Kenny Flowers got going in the second period. He had 148 yards rushing in the game against Minnesota, a career high and he ended the year with 1200 yards, a Clemson record. Despite holding a Clemson lead going into the fourth quarter, Minnesota came back and won, 20-13. A fourth-quarter pass for Ray Williams in the end zone with just a minute left ended Clemson's chances for victory.

It was an up and down season for Clemson, but with such a young team it is easy to make analogies. That is, comparisons to a young 1980 team that also went 6-5 in the regular season are obvious. The 1980 team had a lot of hard knocks and controversy, but that year planted the seeds for the greatest season in Clemson football.

1985 Honors

Growing Boys

How has the average player grown in recent years? Take Terence Mack for instance, Clemson's All-America candidate at the bandit end. He is 40 pounds heavier (at 230 pounds) than the average Clemson down lineman of 40 years ago. The 1915 Clemson team, playing one-platoon, had an average weight of 166 pounds, while last year's team average was 229 pounds. Clemson's line averaged 220 pounds in 1965, but the offensive line of today weighs in at 265 pounds. By the year 2,000 the typical offensive lineman might be 6-7 and 300 pounds.

TEAM

- 9th consecutive winning regular season – ACC & Clemson records
- Independence Bowl
- Most players selected to All-State team (7)
- Most players selected to All-ACC Academic team (5)

DANNY FORD, HEAD COACH

- Assistant coach for East in Hula Bowl
- 4th child, 1st son, Daniel Lee Ford II born October 17

STEVE BERLIN, DT

- 1st Team All-ACC by sportswriters
- 1st Team All-State
- Honorable Mention All-American by AP, UPI, *Football News*
- Honorable Mention All-ACC by AP
- Invited to Blue-Gray Game

BRUCE BACON, WR

- 1st Team All-ACC Academic

RAYMOND CHAVOUS, DT

- Spartan Foods Lineman-of-the-Game vs. South Carolina

KENNY FLOWERS, TB

- 1st Team All-ACC by AP, sportswriters
- 1st Team All-State – leading vote-getter
- Runnerup State Offensive Player-of-the-Year
- Offensive MVP of Independence Bowl
- Honorable Mention All-American by AP
- State Fair Assn. MVP vs. South Carolina
- ACC Offensive Back-of-the-Week vs. Duke
- Set Clemson single season record for yards rushing (1200)
- Named Clemson Team Most Valuable Player
- CBS TV Player-of-the-Game vs. Maryland
- Set Clemson single season record for 100-yard games (7)
- First Clemson junior to go over 2000 yards in a career
- Led ACC in scoring
- 2nd in ACC in rushing

SCOTT ENZOR, LB

- 1st Team All-ACC Academic

DELTON HALL, CB

- Honorable Mention All-American by AP
- Honorable Mention All-ACC by AP
- Tied Clemson record for PBUs in a season (15)

A. J. JOHNSON, FS

- 1st Team All-State
- Honorable Mention All-American by AP, *Football News*
- Honorable Mention All-ACC by AP
- Set Clemson season record for tackles by a defensive back (117)

JEFF LYTTON, C

- 2nd Team All-State

TERENCE MACK, BAN

- 1st Team All-State
- Set Clemson record for tackles by a Bandit defensive end (102)

WES MANN, OT

- ACC Offensive Lineman-of-the-Week vs. NC State

LANCE MASTERS, CB

- 1st Team All-ACC Academic

ANDY NEWELL, P

- 1st Team All-ACC Academic
- Toyota Leadership Award vs. Maryland

MICHAEL DEAN PERRY, DE

- State Defensive Player-of-the-Week vs. NC State

STEVE REESE, OG

- 2nd Team All-American by *Football News*
- 1st Team Senior All-American – Honorary Captain of Team
- 1st Team All-ACC by AP, ACC sportswriters
- 1st Team All-State
- Honorable Mention All-American by AP, UPI
- Played in Hula Bowl
- ACC Offensive Lineman-of-the-Week vs. Virginia Tech
- ACC Offensive Lineman-of-the-Week vs. Virginia
- Signed Free Agent with Washington Redskins

JIM RIGGS, TE

- 1st Team All-ACC by AP, ACC sportswriters
- 1st Team All-State
- Honorable Mention All-American by AP
- CBS-TV Player-of-the-Game vs. Georgia

TERRANCE ROULHAC, WR

- 2nd Team All-State
- Honorable Mention All-American by AP
- Honorable Mention All-ACC by AP
- Set Independence Bowl records for kickoff returns (4) & yards (90)

DAVID TREADWELL, PK

- 2nd Team All-State
- 2nd in ACC in Field Goals
- 2nd in ACC in Kick-scoring
- 3rd most field goals in a season in Clemson history (17)

HENRY WALLS, LB

- 1st Team All-State
- Honorable Mention All-American by *Football News*
- ACC Defensive Lineman-of-the-Week vs. Duke
- Signed Free Agent with Dallas Cowboys

JOHN WATSON, OT


- 1st Team All-ACC Academic
- Toyota Leadership Award vs. Georgia

RAY WILLIAMS, WR

- Set Clemson career records for kickoff returns (66) & yards (1350)

RODNEY WILLIAMS, QB

- ACC Rookie-of-the-Week vs. Wake Forest
- Set Clemson record for yards passing by a freshman (772)




A.J. Johnson was an honorable mention All-American in 1985.



BILL DOOLEY

VIRGINIA TECH

12:20 PM
Sept. 13
at Clemson, SC



MAURICE WILLIAMS

General Information

Location: Blacksburg, Va. 24060 **Stadium:** Lane Stadium (51,000)
Enrollment: 22,000 **Turf:** Natural Grass
Chancellor: Dr. William E. Lavery **Press Box Number:** TBA
Colors: Chicago Maroon & Burnt Orange **First Year of Football:** 1892
Nickname: Gobblers, Hokies
Athletic Director: Bill Dooley
Sports Information Director: Jack Williams
Office Phone: (703) 961-6726
Home Phone: (703) 951-0963

Asst. SID: Dave Smith Home Phone: (703) 951-8024

SID Mailing Address: Box 158, Blacksburg, VA 24060

Ticket Manager: Tom McNeer Office Phone: (703) 961-6726

Head Coach: Bill Dooley (Miss. State, '56)

Record at School: 54-36 (eight years)

Career Record 4-yr. Schools: 123-89-2 (19 years)

Football Office Phone: (703) 961-5166

Best Time to Contact Coach: 11 a.m. to noon daily

Assistant Coaches: Pat Watson (Miss. State, OL); Bob Brush (Rutgers, DE); Jim Tait (Miss. State, QB); Sandy Kinner (North Carolina, WR); Tom Fletcher (Hampden Sydney, TE); Phil Elmassian (William and Mary, DB); Billy Hite (North Carolina, RB); Cliff Yoshida (California Poly-Pom, DL); Tom Throckmorton (Randolph Macon, LB).

Lettermen Lost: 21

Lettermen Returning: 39

Starters Lost: 12

Starters Returning: 10

Offensive Formation: I-formation

Defensive Formation: 52

Top Losses: DT Rainer Coleman, QB Mark Cox, OG Tom Mehr, OG Kent Thomas, C Mark Johnson, DB Ray Fitts.

Offensive Starters Returning: TB Maurice Williams, FB Earnie Jones, SE Donald Wayne Snell.

Defensive Starters Returning: DT Horacio Moronta, NG Mark Webb, DE Morgan Roane, DE Curtis Taliaferro, LB Paul Nelson, LB Jamel Agemy, FS Carter Wiley.

1986 Honors Candidates: DE Morgan Roane, TB Maurice Williams, TB Eddie Hunter, FS Carter Wiley, LB Paul Nelson.

1985 Statistical Leaders

1988 Statistical Leaders								
Rushing					Tackles		Tot	TL
Maurice Williams	167	936	5.6	9	Paul Nelson	103	3	
Eddie Hunter	130	698	5.4	5	Jamel Agemy	94	6	
Earnie Jones	57	278	4.9	1	Lawrence White	91	4	
Tim Dudley	34	141	4.1	1	Morgan Roane	57	16	
Sean Donnelly	20	115	5.8	0	Carter Wiley	57	0	
Receiving					Rainer Coleman <td>56</td> <td>15</td>		56	15
Don Shell	31	396	11.9	0	Alan Harris	35	4	
Desmar Becton	23	295	12.8	1	Horacio Moronta	29	1	
Terrance Howell	19	243	12.8	3	Victor Jones	28	0	
Earnie Jones	11	157	14.3	1	Ray Fitts	27	0	
Steve Ellsworth	11	133	12.1	0				
Passing		Att	Comp	Yds	Pct	TD	Int	
Todd Greenwood	169	85	919	50.3	7	9		
Mark Cox	96	50	682	52.1	3	3		

Series Notes

Clemson 14, Virginia Tech 6, with 1 tie
All Games at Clemson: CU leads 7-4-1
Games in Memorial Stadium: CU leads 6-1-0
Danny Ford vs. Virginia Tech: 3-0 (2-0 at Lane Stadium)
All Games at Virginia Tech: CU leads 5-1-0
Games in Lane Stadium: CU leads 3-0-0
Bill Dooley vs. Clemson: 5-10-1 (3-5 at Memorial Stadium)
Last Clemson Win: 20-17 at VPI in 1985
Last Virginia Tech Win: 18-7 at Clemson in 1954
Longest Clemson Streak: 9 (1955-Present)
Longest Virginia Tech Streak: 4 (1908-1924)
Games Over Last 10 Years: CU leads 6-0
Current Streak: CU has won 9 in a row

1986 Schedule

Sept. 6	Cincinnati
Sept. 13	at Clemson
Sept. 20	at Syracuse
Sept. 27	East Tenn. State
Oct. 4	West Virginia
Oct. 11	South Carolina
Oct. 18	Temple (at Norfolk)
Oct. 25	Virginia
Nov. 1	Kentucky
Nov. 8	at Richmond
Nov. 15	Vanderbilt

1985 Results (6-5)


VPI-Opp	W-L
14-31	L Cincinnati
14-24	L Richmond
17-20	L Clemson
24-14	W Syracuse
9-24	L at W. Virginia
40-10	W William & Mary
28-10	W at Virginia
18-35	L at Florida
31-10	W Memphis St.
41-17	W Louisville
38-24	W at Vanderbilt



VINCE DOOLEY

GEORGIA

TBA
Sept. 20
at Athens, GA



JOHN LITTLE

General Information

Location: Athens, Ga. **Stadium:** Sanford (82,122)
Enrollment: 24,500 **Turf:** Natural
Interim President: Dr. H.K. Stanford **Press Box Number:** (404) 542-4091
Colors: Red & Black **First Year of Football:** 1892
Nickname: Bulldogs **Coach's Hot Line #:** (404) 5GA-DOGS
Athletic Director: Vince Dooley
Sports Information Director: Claude Felton
Office Phone: (404) 542-1621
Home Phone: (404) 769-8288

Asst. SID: Norm Reilly, Tim Hix Home: Reilly 546-6811, Hix 354-8562

SID Mailing Address: Box 1472, Athens, GA 30613

Ticket Manager: Freddy Jones Office Phone: (404) 542-1231

Head Coach: Vince Dooley (Auburn '54)

Record at School: 175-67-10 (23 years)

Career Record 4-yr. Schools: 175-67-10 (23 years)

Football Office Phone: (404) 542-1515

Best Time to Contact Coach: 11:00 a.m.-12:00 p.m. daily

Assistant Coaches: George Haffner (McNeese St., Off. Coord.); Bill Lewis (East Stroudsburg, DB); Dicky Clark (Georgia, OLB); Ray Goff (Georgia, RB); Steve Greer (Georgia, DL); Joe Hollis (Auburn, OL); Bill Hartman, Jr. (Georgia, PK); Ray Sherman (San Jose St., WR); Dale Strahm (Ohio Northern, ILB); Charles Whittemore (Georgia, TE).

Lettermen Lost: 15

Lettermen Returning: 47

Starters Lost: 7

Starters Returning: 15

Offensive Formation: "I"

Defensive Formation: "Split-60"

Top Losses: C Peter Anderson, DE Greg Waters, SAF Tony Flack, DT Henry Williams.

Offensive Starters Returning: LT Victor Perry, LG Mack Burroughs, RG Kim Stephens, RT Wilbur Strozier, TE Troy Sadowski, FLK Fred Lane, QB James Jackson, TB Lars Tate, FB David McCluskey.

Defensive Starters Returning: SLB Calvin Ruff, DG Henry Harris, MLB John Brantley, CB Greg Williams, ROV John Little, CB Gary Moss.

1986 Honors Candidates: ROV John Little, DL Henry Harris, LB John Brantley, OL Wilbur Strozier.

1985 Statistical Leaders

1988 Statistical Leaders							
Rushing	Att	Yds	Avg	TD	Tackles	Tot	TL
Keith Henderson	108	731	6.8	3	Bill Mitchell	138	6
Tim Worley	116	627	5.4	9	John Little	109	2
Lars Tate	105	626	6.0	3	John Brantley	100	10
David McCluskey	86	440	5.1	3	Greg Waters	95	7
James Jackson	95	389	4.1	8	Tony Flack	93	3
Receiving	Rec	Yds	Avg	TD	Pat Harris	89	11
Herman Archie	10	116	11.6	0	Calvin Ruff	74	5
Fred Lane	9	139	15.4	0	Jake Richardson	63	10
Jimmy Hockaday	8	161	20.1	1	Henry Williams	53	10
Troy Sadowski	8	118	14.8	0	Gary Moss	51	4
Keith Henderson	8	67	8.7	0			
Passing	Att	Comp	Yds	Pct	TD	Int	
James Jackson	112	51	759	44.5	2	6	
Wayne Johnson	52	21	222	40.4	1	3	

Series Notes

Clemson 14, Georgia 36, with 4 ties
All Games at Clemson: 7-7-2
Games in Memorial Stadium: 5-5-2
Danny Ford vs. Georgia: 2-5-1 (0-3 at Sanford Stadium)
All Games at Georgia: UGa leads 23-6-1
Games in Sanford Stadium: UGa leads 16-1-0
Vince Dooley vs. Clemson: 14-5-1 (5-3-1 at Memorial Stadium)
Last Clemson Win: 13-3 at Clemson in 1981
Last Clemson Win at Georgia: 7-6 in 1977
Last Georgia Win: 20-13 at Clemson in 1985
Longest Clemson Streak: 7 (1900-1906)
Longest Georgia Streak: 10 (1920-1954)
Games Over Last 10 Years: UGa leads 3-6-1
Current Streak: Georgia has won 2 in a row

1986 Schedule

Sept. 13	Duke
Sept. 20	Clemson
Sept. 27	at South Carolina
Oct. 4	Ole Miss
Oct. 11	LSU
Oct. 18	Vanderbilt
Oct. 25	at Kentucky
Nov. 1	Richmond
Nov. 8	at Florida
Nov. 15	at Auburn
Nov. 29	Georgia Tech

1985 Results (7-3-2; 3-2-1)

Ga-Opp	W-L
16-20	L Alabama
17-14	W Baylor
20-13	W at Clemson
35-21	W South Carolina
49-21	W at Ole Miss
13-13	T at Vanderbilt
26-6	W Kentucky
58-3	W Tulane
24-3	W at Florida
10-24	L Auburn
16-20	L at Georgia Tech
13-13	T Arizona (Sun Bowl)



BILL CURRY

GEORGIA TECH

12:20 PM
Sept. 27
at Atlanta, GA



JOHN DAVIS

General Information

Location: Atlanta, GA 30332 **Stadium:** Grant Field (46,000)
Enrollment: 11,200 **Turf:** AstroTurf
President: Dr. Joseph Pettit **Press Box Number:** (404) 894-5445
Colors: Old Gold & White **First Year of Football:** 1892
Nickname: Rambling Wreck, Yellow Jackets
Athletic Director: Dr. Homer Rice **Coach's Hot Line #:** (404) 894-5507
Sports Information Director: Mike Finn
 Office: (404) 894-5445, 5446, 5467
 Home: (404) 938-9910
Asst. SID: Mike Stamus, Frank Zang Home: Stamus 355-1726, Zang 355-3254
SID Mailing Address: Georgia Tech Athletic Association, Atlanta, GA 30332
Ticket Manager: Mary Fowler Office Phone: (404) 894-5447
Head Coach: Bill Curry (Georgia Tech '65)
Record at School: 28-36-3 (6 years)
Career Record 4-yr. Schools: 28-36-3 (6 years)
Football Office Phone: (404) 894-5420
Best Time to Contact Coach: Wed-Thu, 11 a.m.-12 noon
Assistant Coaches: Andy Chrstoff (Idaho, DB); Keith Colson (South Carolina, DB); Jack Fligg (Oglethorpe, OL); John Guy (North Carolina A&T, DE); Don Lindsey (Arkansas A&M, Def. Coord. ILB); Mac McWhorter (Georgia, OL, OG, C); Larry New (Illinois, DL); Rip Scherer (William & Mary, Off. Coord.); Chip Wisdom (Georgia, RB).
Lettermen Lost: 25 **Lettermen Returning:** 41
Starters Lost: 13 **Starters Returning:** 9
Offensive Formation: I, Multiple **Defensive Formation:** Multiple
Top Losses: (LB) Ted Roof, (DE) Pat Swilling, (QB) John Dewberry, (T) John Ivmeyer, (DT) Ken Parker, (LB) Jim Anderson, (DE) Mark Pike.
Offensive Starters Returning: (T) John Davis, (TB) Jerry Mays, (FB) Malcolm King, (SE) Gary Lee, (FL) Toby Pearson, (TE) Robert Massey.
Defensive Starters Returning: (NG) Ivery Lee, (CB) Reginald Rutland, (FS) Anthony Harrison.
1986 Honors Candidates: (OT) John Davis, (SE) Gary Lee, (PK) David Bell, (TE) Robert Massey, (TB) Jerry Mays, (FB) Malcolm King, (CB) Reginald Rutland.

1985 Statistical Leaders

Rushing	Att	Yds	Avg	TD	Tackles	Tot	TL
Cory Collier	139	606	4.4	2	Ted Roof	119	7
Jerry Mays	104	566	5.4	3	Cleve Pounds	113	3
Malcolm King	112	441	3.9	5	Pat Swilling	84	6
Charles Mack	47	187	4.0	1	Jim Anderson	77	2
Chuck Easley	24	117	4.9	1	Ken Parker	68	6
Receiving	Rec	Yds	Avg	TD	Mark Hogan	65	1
Gary Lee	29	645	22.2	6	Mark Pike	57	5
Tim Manion	15	228	15.2	3	Doug Sendobry	54	1
Malcolm King	13	93	7.2	0	Ivery Lee	52	2
Robert Massey	11	219	19.9	0	Anthony Harrison	51	0
Cory Collier	13	69	5.3	1			
Passing	Att	Comp	Yds	Pct	TD	Int	
John Dewberry	193	110	1557	.570	10	8	
Todd Rampley	2	1	-1	.500	0	1	

Series Notes

Clemson 12, Georgia Tech 36, with 2 ties
 All Games at Clemson: CU leads 2-1
 Games in Memorial Stadium: CU leads 2-1
 Danny Ford vs. Georgia Tech: 1-2 (0-1 at Grant Field)
 All Games at Georgia Tech: GT leads 35-7-2
 Games at Grant Field: GT leads 28-4-1
 Bill Curry vs. Clemson: 2-1 (1-1 at Memorial Stadium)
 Last Clemson Win: 41-14 at Clemson in 1983
 Last Clemson Win at Georgia Tech: 31-14 in 1977
 Last Georgia Tech Win: 14-3 at Clemson in 1985
 Longest Clemson Streak: 4 (1898-1903)
 Longest Georgia Tech Streak: 15 (1908-1934)
 Games Over Last 10 Years: 2-2-1
 Current Streak: Georgia Tech has won 2 in a row

1986 Schedule

Sept. 13	Furman
Sept. 20	at Virginia
Sept. 27	Clemson
Oct. 4	at North Carolina
Oct. 11	N.C. State
Oct. 18	at Auburn
Oct. 25	Tennessee
Nov. 1	Duke
Nov. 8	VMI
Nov. 22	at Wake Forest
Nov. 29	at Georgia

1985 Results (9-2-1; 5-1)


GT-Opp	W-L
28-18	W at N.C. State
13-24	L Virginia
14-3	W at Clemson
31-0	W North Carolina
24-17	W Western Carolina
14-17	L Auburn
6-6	T at Tennessee
9-0	W at Duke
35-7	W UT-Chattanooga
41-10	W Wake Forest
20-16	W Georgia
17-14	W Michigan State (Hall of Fame Bowl)



TOM MOORE

THE CITADEL

1:00 PM
Oct. 4
at Clemson, SC



KIP ALLEN

General Information

Location: Charleston, SC **Stadium:** Johnson Hagood (22,500)
Enrollment: 2,000 **Turf:** Natural Grass
President: Maj. Gen. James A. Grimsley, Jr.
Colors: Light Blue & White **First Year of Football:** 1905
Nickname: Bulldogs
Athletic Director: Walt Nadzak
Sports Information Director: Josh Baker
 Office: (803) 792-5120
 Home: (803) 722-8709
Asst. SID: Bill Causey Home Phone: (803) 722-3758
SID Mailing Address: Dept. of Athletics, The Citadel, Charleston, SC 29409
Ticket Manager: Jean Marshall Office Phone: (803) 792-5121
Head Coach: Tom Moore (The Citadel, '67)
Record at School: 15-17-1 (3 years)
Career Record 4-yr. Schools: 34-39-1 (7 years)
Football Office Phone: (803) 792-5123
Best Time to Contact Coach: Weekday Mornings
Assistant Coaches: Wendell David (Florida, RB); Steve Loney (Iowa State, OL); Jeff Fela (Southwestern, WR); Danny Smith (Edinboro State, DB); Al Seagraves (Shippensburg State, DL); Charlie Griffin (Frostburg State, LB).
Lettermen Lost: 14 **Lettermen Returning:** 37
Starters Lost: 5 **Starters Returning:** 19
Offensive Formation: Pro Set **Defensive Formation:** Multiple, 4-3
Top Losses: (WR) Lee Glaze, (OG) Bo Willard, (OT) Jim Gabrish, (WR) Victor Frazier, (TE) Fred Johnson, (DT) Todd Robbins, (DB) David Lambert, (DB) Brian Graves.
Offensive Starters Returning: (WR) Eric Reddish, (LG) Clint Smith, (RG) Bob Grant, (TE) Dayle Rust, (WR) Ray Campbell, (QB) Kip Allen, (RB) Adrian Williams, (RB) Warren McGrier.
Defensive Starters Returning: (LE) Lance Thompson, (LT) Scott Thompson, (RE) Rob Brodsky, (LB) Mike Kissenberth, (LB) Joel Thompson, (LB) Pete Long, (LB) Rick Campbell, (DB) Albert Pressley, (DB) Vernon Jones.
1986 Honors Candidates: (OB) Kip Allen, (P-PK) Greg Davis, (DT) Scott Thompson, (DE) Rob Brodsky, (DB) Albert Pressley.

1985 Statistical Leaders

Rushing	Att	Yds	Avg	TD	Tackles	Tot	TL
Warren McGrier	121	574	4.5	2	Joel Thompson	102	3
Adrian Williams	75	298	4.0	1	Brian Graves	94	1
Tom Frooman	87	202	2.3	1	Lance Thompson	87	12
R. Weatherspoon	23	29	1.3	1	M. Kissenberth	86	1
Tony Bolton	6	14	2.3	0	Scott Thompson	75	5
Receiving	Rec	Yds	Avg	TD	Rod Brodsky	74	3
Warren McGuire	47	354	7.5	2	Albert Pressley	54	3
Lee Glaze	43	555	12.9	6	Marc Buoniconti	51	3
Eric Reddish	29	324	11.2	1	David Lambert	46	5
Clay Morphis	25	355	14.2	1	Richard Brock	42	3
Victor Frazier	21	315	15.0	1			
Passing	Att	Comp	Yds	Pct	TD	Int	
Kip Allen	417	231	2478	55.4	16	17	
Jeff Montgomery	4	1	0	25.0	0	0	

Series Notes

Clemson 27, Citadel 5, with 1 tie
 All Games at Clemson: CU leads, 9-1
 All Games in Memorial Stadium: CU leads, 6-0
 Danny Ford vs. Citadel: 0-0
 All Games at Citadel: CU leads, 13-1
 Tom Moore vs. Clemson: 0-0
 Last Game: Clemson 58, Citadel 3 in 1978
 Last Citadel Win: 6-0 in 1931
 Longest Clemson Streak: 12, 1932 to Present
 Longest Citadel Streak: 1, many times
 Games Over Last 10 Years: Clemson 1, Citadel 0
 Current Streak: CU has won 12 in a row

1986 Schedule

Sept. 6	at North Carolina
Sept. 13	Northeastern
Sept. 20	Presbyterian
Sept. 27	at Appalachian State
Oct. 4	at Clemson
Oct. 11	VMI
Oct. 18	UT-Chattanooga
Nov. 1	at Western Carolina
Nov. 8	Wofford
Nov. 15	East Tenn. State
Nov. 22	at Furman

1985 Results (5-5-1; 3-4-1)

Cit-Opp	W-L
17-56	L at S. Carolina
14-7	W Presbyterian
3-14	L at App. State
14-17	L at Marshall
14-14	T at VMI
31-0	W Davidson
17-34	L at UT-Chat.
28-21	W at E. Tenn. St.
10-3	W W. Carolina
42-28	W Wofford
0-42	L Furman



GEORGE WELSH

VIRGINIA**7:00 PM****Oct. 11****at Charlottesville, VA**

DON MAJKOWSKI

General Information

Location: Charlottesville, VA 22903 **Stadium:** Scott (42,000)
Enrollment: 17,000 **Turf:** AstroTurf
Chancellor: Robert M. O'Neil **Press Box Number:** TBA
Colors: Orange & Blue **First Year of Football:** 1888
Nickname: Cavaliers, Wahoos **Coach's Hot Line #:** (804) 924-3036
Athletic Director: Dick Schultz
Sports Information Director: Rich Murray
 Office: (804) 924-3205/3011
 Home: (804) 978-2966
Asst. SID: Steve Blake **Home Phone:** (804) 295-9992
SID Mailing Address: Box 3785, Charlottesville, VA 22903
Ticket Manager: Dick Mathias **Office Phone:** (804) 924-8821
Head Coach: George Welsh (Navy '56)
Record at School: 22-21-2 (4 years)
Career Record 4-yr. Schools: 77-67-3 (13 years)
Football Office Phone: (804) 924-3063
Best Time to Contact Coach: Through SID Office
Assistant Coaches: Ed Henry (Virginia, PK), Ken Mack (North Carolina, RB), Art Markos (Springfield, DE), Tom O'Brien (Navy, OG), Bob Petchel (Syracuse, WR), Tom Sherman (Penn State, QB), Frank Spaziani (Penn State, DB), Tony Whittlesey (DePauw, LB), Danny Wilmer (East Carolina, DL).
Lettermen Lost: 26 **Lettermen Returning:** 31
Starters Lost: 14 **Starters Returning:** 10
Offensive Formation: Multiple I **Defensive Formation:** 5-2
Top Losses: (OT) Jim Dombrowski, (C) Harold Garren, (OG) Jim Huddleston, (LB) Charles McDaniel, (WR) Jon Muha, (PK) Kenny Stadlin, (LB) Russ Swan, (TB) Barry Word, (WR) Geno Zimmerlink.
Offensive Starters Returning: (TE) Joel Dempsey, (QB) Don Majkowski, (RB) Kevin Morgan.
Defensive Starters Returning: (DB) Kevin Ferguson, (DB) Kevin Gould, (DB) Ryan Jackson, (DT) Billy Keys, (LB) Sean Scott, (DE) Elton Toliver, (DB) Chris Warren.
1986 Honors Candidates: (QB) Don Majkowski, (RB) Howard Petty, (LB) Sean Scott.

1985 Statistical Leaders

Rushing	Att	Yds	Avg	TD	Tackles	Tot	TL
Barry Word	207	1224	5.9	6	Russ Swan	125	5
Howard Petty	145	525	3.6	6	Charles McDaniel	92	5
Kevin Morgan	101	491	4.9	3	Sean Scott	85	11
Don Majkowski	87	295	3.4	6	Kevin Gould	64	0
K. Vanderbeek	26	105	4.0	1	S. Langeman	52	1
Receiving	Rec	Yds	Avg	TD	Scott Hillman	51	2
Jon Muha	24	299	12.5	1	Scott Matheson	46	4
Geno Zimmerlink	23	408	17.7	3	Chris Warren	38	0
Joel Dempsey	11	162	14.7	2	Eric Clay	29	3
Barry Word	11	76	6.9	0	Ryan Jackson	26	0
Howard Petty	10	52	5.2	0			
Passing	Att	Comp	Yds	Pct	TD	Int	
Don Majkowski	199	95	1233	47.7	7	8	
Scott Secules	22	11	121	50.0	2	1	

Series Notes

Clemson 25, Virginia 0, with no ties
 All Games at Clemson: CU leads 14-0-0
 Games in Memorial Stadium: CU leads 14-0-0
 Danny Ford vs. Virginia: 7-0 (3-0 at Scott Stadium)
 All Games at Virginia: CU leads 10-0-0
 Games in Scott Stadium: CU leads 10-0-0
 George Welsh vs. Clemson: 0-4 (0-2 at Memorial Stadium)
 Last Clemson Win: 27-24 at CU in 1985
 Games Over Last 10 Years: CU leads 10-0-0
 Current Streak: CU has won 25 in a row

1986 Schedule

Sept. 6	South Carolina
Sept. 13	at Navy
Sept. 20	Georgia Tech
Sept. 27	at Duke
Oct. 4	at Wake Forest
Oct. 11	Clemson
Oct. 25	at Virginia Tech
Nov. 1	William & Mary
Nov. 8	N.C. State
Nov. 15	at North Carolina
Nov. 28	Maryland

1985 Results (6-5; 4-3)

Va-Opp	W-L
40-15	W VMI
24-13	W at Ga. Tech
13-17	L Navy
37-14	W Duke
24-27	L at Clemson
10-28	L Virginia Tech
20-18	W at Wake Forest
27-7	W West Virginia
22-23	L at N.C. State
24-22	W North Carolina
21-33	L at Maryland



STEVE SLOAN

DUKE**1:00 PM****Oct. 18****at Clemson, SC**

MIKE JUNKIN

General Information

Location: Durham, NC 27706 **Stadium:** Wallace Wade (33,941)
Enrollment: 5975 **Turf:** Natural Grass
President: H. Keith H. Brodie, M.D. **Press Box Number:** (919) 684-2635
Colors: Royal Blue & White **First Year of Football:** 1888
Nickname: Blue Devils
Athletic Director: Tom Butters **Coach's Hot Line #:** (919) 684-2211
Sports Information Director: John Roth
 Office: (919) 684-2633
 Home: (919) 471-9514
Asst. SID: Jill Mixon **Home Phone:** (919) 477-9567
SID Mailing Address: 306 Finch-Yeager Building, Durham, NC 27706
Ticket Manager: Ruby McLawhon **Office Phone:** (919) 681-BLUE
Head Coach: Steve Sloan (Alabama '66)
Record at School: 9-24 (3 years)
Career Record 4-yr. Schools: 64-79-3 (13 years)
Football Office Phone: (919) 684-2635
Best Time to Contact Coach: Monday-Thursday AM
Assistant Coaches: Richard Bell (Arkansas, DB), Tommy Limbaugh (Alabama, REC), Tommy Bowden (West Virginia, WR), Rodney Allison (Texas Tech, RB), Rod Broadway (UNC, DL), Jim Collins (Elon, LB), Jeff Long (Ohio Wesleyan, TE), Bob Sanders (Davidson, LB), Mark Thomas (Penn St., OL).
Lettermen Lost: 23 **Lettermen Returning:** 33
Starters Lost: 12 **Starters Returning:** 10
Offensive Formation: Multiple **Defensive Formation:** 4-4
Top Losses: (DE) Harry Ward, (LB) Pete Stubbs, (DT) Reggie Andrews, (DT) David Adams, (TE) Rick Reed, (OG) Ted Million, (WR) Chuck Herring.
Offensive Starters Returning: (SE) Doug Green, (C) Paul Constantino, (FL) Greg Flanagan, (QB) Steve Slayden, (FB) Tracy Smith, (TB) Stanley Monk.
Defensive Starters Returning: (LE) Mike Junkin, (LB) Andy Andreasik, (DB) Fonda Williams, (DE) Dave Demore.
1986 Honors Candidates: Mike Junkin, Doug Green, Steve Slayden.

1985 Statistical Leaders

Rushing	Att	Yds	Avg	TD	Tackles	Tot	TL
Tracy Smith	122	484	3.7	5	Mike Junkin	162	12
Stanley Monk	102	451	4.2	3	Pete Stubbs	117	6
Julius Grantham	90	344	3.3	3	Harry Ward	97	3
Eric Sanders	29	108	3.7	2	David Adams	91	4
Steve Slayden	99	82	0.8	2	Dave Demore	83	5
Receiving	Rec	Yds	Avg	TD	Andy Andreasik	80	7
Doug Green	51	804	15.8	8	Reggie Andrews	73	21½
Jason Cooper	24	285	11.9	2	Craig Owens	54	3
Tracy Smith	24	179	7.5	0	Dwayne Scales	52	2
Stanley Monk	23	179	7.8	0	Fonda Williams	52	0
Rick Reed	20	232	11.6	0			
Passing	Att	Comp	Yds	Pct	TD	Int	
Steve Slayden	294	173	1937	58.8	10	13	
Anthony Dilweg	25	14	161	56.0	0	2	

Series Notes

Clemson 17, Duke 12, with 1 tie
 All Games at Clemson: CU leads 7-4-1
 Games in Memorial Stadium: CU leads 7-4-1
 Danny Ford vs. Duke: 6-1 (4-0 at Wallace Wade Stadium)
 All Games at Duke: CU leads 9-8
 Games in Wallace Wade Stadium: CU leads 9-8
 Steve Sloan vs. Clemson: 0-3 (0-1 at Memorial Stadium)
 Games at Neutral Sites: CU leads 1-0 (1971)
 Last Clemson Win: 21-9 at Duke in 1985
 Last Duke Win: 34-17 at Clemson in 1980
 Longest Clemson Streak: 5 (1981-Present)
 Longest Duke Streak: 4 (1934-1957)
 Games Over Last 10 Years: CU leads 8-1-1
 Current Streak: CU has won 5 in a row

1986 Schedule

Sept. 6	at Northwestern
Sept. 13	at Georgia
Sept. 20	Ohio
Sept. 27	Virginia
Oct. 4	at Vanderbilt
Oct. 18	at Clemson
Oct. 25	Maryland
Nov. 1	at Georgia Tech
Nov. 8	Wake Forest
Nov. 15	at N.C. State
Nov. 22	North Carolina

1985 Results (4-7; 2-5)

Duke-Opp	W-L
40-17	W Northwestern
18-20	L at W. Virginia
34-13	W Ohio
14-37	L at Virginia
7-28	L at S. Carolina
9-21	L Clemson
10-40	L at Maryland
0-9	L Georgia Tech
7-27	L at Wake Forest
31-19	W N.C. State
23-21	W at N. Carolina



DICK SHERIDAN

N.C. STATE

7:10 PM
Oct. 25
at Raleigh, NC



ERIK KRAMER

General Information

Location: Raleigh, NC 27695-8501 **Stadium:** Carter-Finley (53,500)
Enrollment: 23,613 **Turf:** Natural Grass
Chancellor: Dr. Bruce R. Poulton **Press Box Number:** (919) 737-3393
Colors: Red and White **First Year of Football:** 1892
Nickname: Wolfpack
Athletic Director: Jim Valvano **Coach's Hot Line #:** (919) 737-2898
Sports Information Director: Ed Seaman
 Office: (919) 737-2102
 Home: (919) 829-9186

Asst. SID: Mark Bockelman Home Phone: (919) 467-7138
SID Mailing Address: Everett Case Athletics Center, Raleigh, NC 27695
Ticket Manager: Bessie Steele Office Phone: (919) 737-2106
Head Coach: Dick Sheridan (South Carolina '64)
Record at School: 0-0 (1st year)
Career Record 4-yr. Schools: 69-23-2 (8 years)
Football Office Phone: (919) 737-2114
Best Time to Contact Coach: Weekdays 11:30-1:00 pm
Assistant Coaches: Ted Cain (Furman, TE), Robbie Caldwell (Furman, OG), Jimmy Kiser (Furman, WR), Michael O'Cain (Clemson, RB), Joe Pate (Alabama, Def Coach), Ken Pettus (Newberry, LB), Steve Robertson (Newberry, DL), Jeff Snipes (Furman, DE).

Lettermen Lost: 20 **Lettermen Returning:** 45
Starters Lost: 12 **Starters Returning:** 10
Offensive Formation: Option-I **Defensive Formation:** Fifty
Top Losses: (FL) Phil Brothers, (TB) Vince Evans, (T) Joe Milinichik, (ILB) Raymond Phillips, (OLB) Reggie Singletary.
Offensive Starters Returning: (TE) Ralph Britt, (C) Jeff Hojnacki, (QB) Erik Kramer, (C) Chuck Massaro, (T) Joey Page, (SE) Danny Peebles.
Defensive Starters Returning: (ILB) Kelvin Crooms, (T) Grady Harris, (CB) Nelson Jones, (T) Kent Winstead.
1986 Honors Candidates: (QB) Erik Kramer, (PK) Mike Cofer, (CB) Nelson Jones, (ILB) Kelvin Crooms, (SE) Haywood Jeffries.

1985 Statistical Leaders

Rushing	Att	Yds	Avg	TD	Tackles	Tot	TL
Vince Evans	172	712	4.1	1	Kelvin Crooms	161	7
Mike Miller	39	126	3.2	0	Michael Bowser	100	2
Frank Harris	41	122	3.0	0	Mark Franklin	100	6
Jerome Staton	40	119	3.0	0	Albert Miller	75	1
Rickey Isom	18	59	3.3	0	Don Herron	67	8
Receiving	Rec	Yds	Avg	TD	Raymond Phillips	62	8
Haywood Jeffries	36	542	15.1	6	Reggie Singletary	60	6
Phil Brothers	34	563	16.6	6	Nelson Jones	50	1
N. Worthen	26	505	19.4	2	Pat Teague	50	2
Rickey Isom	20	165	8.3	1	Jeff Gethers	44	0
Vince Evans	17	142	8.4	0			
Passing	Att	Comp	Yds	Pct	TD	Int	
Erik Kramer	339	189	2510	55.8	16	12	
John Heinle	45	24	335	53.4	2	6	

Series Notes

Clemson 35, N.C. State 18, with 1 tie
 All Games at Clemson: CU leads 13-7-0
 Games in Memorial Stadium: CU leads 10-7-0
 Danny Ford vs. NCSU: 5-2 (2-1 at Carter-Finley Stadium)
 All Games at N.C. State: Clemson leads 22-11-1
 Games in Carter-Finley Stadium: NCSU leads 5-4-0
 Dick Sheridan vs. Clemson: 0-1
 Last Clemson Win: 39-10 at Clemson in 1985
 Last N.C. State Win: 24-20 at NCSU in 1980
 Last NCSU Win at Clemson: 16-13 in 1979
 Last Clemson Win at State: 35-34 in 1984
 Longest Clemson Streak: 5 (1933-1941), (1981-present)
 Longest N.C. State Streak: 6 (1971-1976)
 Games Over Last 10 Years: Clemson leads 7-3
 Current Streak: CU has won 5 in a row

1986 Schedule

		NC-Opp	W-L	
Sept. 6	East Carolina	14-33	L	East Carolina
Sept. 13	Pittsburgh	18-28	L	Georgia Tech
Sept. 20	Wake Forest	20-17	W	at Wake Forest
Sept. 27	at Maryland	20-42	L	Furman
Oct. 11	at Georgia Tech	17-31	L	Maryland
Oct. 18	at North Carolina	10-24	L	at Pittsburgh
Oct. 25	Clemson	14-21	L	North Carolina
Nov. 1	South Carolina	10-39	L	at Clemson
Nov. 8	at Virginia	21-17	W	at S. Carolina
Nov. 15	Duke	23-22	W	Virginia
Nov. 22	Western Carolina	19-31	L	at Duke

1985 Results (3-8; 2-5)

NC-Opp	W-L	
14-33	L	East Carolina
18-28	L	Georgia Tech
20-17	W	at Wake Forest
20-42	L	Furman
17-31	L	Maryland
10-24	L	at Pittsburgh
14-21	L	North Carolina
10-39	L	at Clemson
21-17	W	at S. Carolina
23-22	W	Virginia
19-31	L	at Duke



AL GROH

WAKE FOREST

1:00 PM
Nov. 1
at Winston-Salem, NC



PAUL KISER

General Information

Location: Winston-Salem, NC **Stadium:** Groves (31,500)
Enrollment: 3,200 **Turf:** Natural Grass
President: Thomas K. Hearn, Jr. **Press Box Number:** TBA
Colors: Old Gold & Black **First Year of Football:** 1888
Nickname: Demon Deacons
Athletic Director: Dr. Gene Hooks **Coach's Hot Line #:** (919) 723-6303
Sports Information Director: John Justus
 Office: (919) 761-5640 Home: (919) 945-9729
Asst. SID: Bert Woodard Home Phone: 723-4248
Asst. SID: Barbara Dery Home Phone: 765-0305
SID Mailing Address: P.O. Box 7426, Reynolda Station, Winston-Salem, NC 27109

Ticket Manager: Rebecca Waggoner Office Phone: (919) 761-5613
Head Coach: Al Groh (Virginia '67)
Record at School: 21-34 (5 years)
Career Record 4-yr. Schools: 21-34 (5 years)
Football Office Phone: (919) 761-5631
Best Time to Contact Coach: Mon-Thurs 1-2 pm
Assistant Coaches: Gary Darnell (Oklahoma St., LB), Chuck Driesbach (Vilanova, WR), Jim Hofher (Cornell, RB), Buddy King (Clemson, OL), Bernie Menapace (North Carolina, OL), Bob Pruett (Marshall, DB), James Royster (Wake Forest, DL), Jay Venuto (Wake Forest, QB), Danny Rocco (Wake Forest, DE).

Lettermen Lost: 16 **Lettermen Returning:** 33
Starters Lost: 12 **Starters Returning:** 12
Offensive Formation: Pro-Style **Defensive Formation:** Multiple 50
Top Losses: (RB) Topper Clemons, (RB) Michael Ramseur, (DL) Gary Baldinger, (DL) Bruce Mark, (DB) Ken Grantham, (LB) Tony Scott.
Offensive Starters Returning: (WR) James Brim, (C) Frank Carmines, (WR) David Chambers, (QB) Mike Elkins, (G) Paul Kiser, (G) Paul Mann, (T) Tim Morrison, (T) Mike Rice.
Defensive Starters Returning: (P) Martin Bailey, (DB) A.J. Greene, (LB) Steve Lambert, (OLB) Joe Walker.
1986 Honors Candidates: James Brim, A.J. Greene, Paul Kiser, Tim Morrison.

1985 Statistical Leaders

Rushing	Att	Yds	Avg	TD	Tackles	Tot	TL
Topper Clemons	164	916	5.6	2	R. McCummings	100	3
Mike Ramseur	169	769	4.6	4	Tony Scott	90	6
Darryl McGill	45	250	5.2	1	Tony Greene	88	0
Chip Rives	16	60	3.8	0	Steve Lambert	78	3
Receiving	Rec	Yds	Avg	TD	Ken Grantham	76	3
Mike Ramseur	54	450	8.3	1	Bruce Mark	72	6
James Brim	51	578	11.3	3	Jimmy Simmons	71	3
David Chambers	27	340	12.6	0	Scott Roberts	67	2
Kevin Wieczorek	26	237	9.1	1	Gary Baldinger	69	11
Passing	Att	Comp	Yds	Pct	TD	Int	
Foy White	210	132	1322	62.9	14	6	
Mike Elkins	132	70	643	53.0	5	6	

Series Notes

Clemson 39, Wake Forest 11, with 1 tie
 All Games at Clemson: CU leads 23-5-0
 Games in Memorial Stadium: CU leads 19-5-0
 Danny Ford vs. Wake Forest: 7-0 (1-0 at Groves Stadium)
 All Games at Wake Forest: CU leads 10-6-1
 Games in Groves Stadium: CU leads 4-2-1
 Al Groh vs. Clemson: 0-5 (0-4 at Memorial Stadium)
 Last Clemson Win: 26-10 at Clemson in 1985
 Last Wake Forest Win: 20-14 at Wake Forest in 1976
 Last Wake Forest Win at Clemson: 17-13 in 1961
 Last Game at Wake Forest: 35-33, CU, in 1980
 Longest Clemson Steak: 10 (1950-1960)
 Longest Wake Forest Streak: 6 (1942-1947)
 Games Over Last 10 Years: CU leads 9-1
 Current Streak: CU has won 9 in a row

1986 Schedule

		WF-Opp	W-L	
Sept. 6	Appalachian State	30-23	W	William & Mary
Sept. 13	Boston University	30-0	W	at Boston Univ.
Sept. 20	at N.C. State	17-20	L	N.C. State
Sept. 27	at Army	24-21	W	Appalachian St.
Oct. 4	Virginia	29-31	L	at Tennessee
Oct. 11	North Carolina	14-34	L	at N. Carolina
Oct. 18	at Maryland	3-26	L	Maryland
Nov. 1	Clemson	18-20	L	Virginia
Nov. 8	at Duke	10-26	L	at Clemson
Nov. 15	at South Carolina	27-7	W	Duke
Nov. 22	Georgia Tech	10-41	L	at Georgia Tech

1985 Results (4-7, 1-6)

WF-Opp	W-L	
30-23	W	William & Mary
30-0	W	at Boston Univ.
17-20	L	N.C. State
24-21	W	Appalachian St.
29-31	L	at Tennessee
14-34	L	at N. Carolina
3-26	L	Maryland
18-20	L	Virginia
10-26	L	at Clemson
27-7	W	Duke
10-41	L	at Georgia Tech



NORTH CAROLINA TBA Nov. 8 at Clemson, SC

DICK CRUM



HARRIS BARTON

General Information

Location: Chapel Hill, NC 27514
Enrollment: 22,021
Chancellor: Christopher Fordham
Colors: Carolina Blue & White
Nickname: Tar Heels
Athletic Director: John Swofford
Sports Information Director: Rick Brewer
Office: (919) 962-2123 **Home:** (919) 929-2721
Asst. SID: Dave Lohse **Home Phone:** (919) 967-7272
Asst. SID: Scott Jared **Home Phone:** (919) 967-3519
SID Mailing Address: P.O. Box 2126, UNC, Chapel Hill, NC 27514
Ticket Manager: Ken Brown **Office Phone:** (919) 962-5411
Head Coach: Dick Crum (Mt. Union '57)
Record at School: 60-31-2 (8 years)
Career Record 4-yr. Schools: 94-41-3 (12 years)
Football Office Phone: (919) 966-2575
Best Time to Contact Coach: 11-12 W, Th.
Assistant Coaches: Bobby Cale (North Carolina, RB), Fred Chatham (North Carolina, TE), Marc Dove (Texas Tech, DB), Bobby Elliott (Iowa, WR), Lawson Holland (Clemson, RB), Ted Gill (Idaho State, DL), Denny Marcin (Miami, LB), Bill Stewart (Fairmont State, OL), Randy Walker (Miami, QB).
Lettermen Lost: 21 **Lettermen Returning:** 40
Starters Lost: 8 **Starters Returning:** 14
Offensive Formation: Multiple-I **Defensive Formation:** Eight-man front
Top Losses: (DB) Larry Griffin, (LB) Carl Carr, (WR) Earl Winfield, (TE) Arnold Franklin, (QB) Kevin Anthony, (P) Tommy Barnhardt.
Offensive Starters Returning: (T) Harris Barton, (C) Jeff Garnica, (T) Creighton Incorminias, (SE) Eric Streater, (QB) Jonathan Hall, (TB) William Humes, (FB) Brad Lopp.
Defensive Starters Returning: (T) Reuben Davis, (NM) Tim Goad, (E) Noel McEachern, (SS) Norris Davis, (R) Howard Feggins, (CB) Derrick Donald, (LB) Brett Rudolph.
1986 Honors Candidates: (OT) Harris Barton, (DT) Reuben Davis, (SS) Norris Davis, (NM) Tim Goad, (LB) Brett Rudolph, (SE) Eric Streater.

1985 Statistical Leaders

Rushing	Att	Yds	Avg	TD	Tackles	Tot	TL
William Humes	115	515	4.5	5	Carl Carr	162	2
Brad Lopp	101	407	4.0	3	Brett Rudolph	162	6
Derrick Fenner	92	393	4.3	0	Ron Burton	106	9
Brad Sullivan	36	151	4.2	2	Rueben Davis	99	5
					Tim Goad	90	6
					Howard Feggins	83	6
					Carlton Bailey	82	6
					Norris Davis	81	1
					Larry Griffin	71	2
Receiving	Rec	Yds	Avg	TD			
Earl Winfield	47	696	14.6	8			
Eric Streater	24	424	17.7	4			
William Humes	21	175	8.3	0			
Brad Lopp	18	134	7.4	1			
Passing	Att	Comp	Yds	Pct	TD	Int	
Kevin Anthony	249	142	1546	57.0	11	13	
Jon Hall	79	38	559	45.3	4	3	

Series Notes

Clemson 20, North Carolina 13, with 1 tie
 All Games at Clemson: CU leads 9-5-0
 Games in Memorial Stadium: CU leads 9-5-0
 Danny Ford vs. UNC: 5-2 (3-1 at Kenan Stadium)
 All Games at North Carolina: CU leads 9-7-1
 Games in Kenan Stadium: CU leads 9-5-1
 Dick Crum vs. Clemson: 2-6 (1-3 at Memorial Stadium)
 Last Clemson Win: 20-12 at Clemson in 1984
 Last North Carolina Win: 21-20 at UNC in 1985
 Longest Clemson Streak: 6 (1958-1963)
 Longest UNC Streak: 4 (1969-1972)
 Games Over Last 10 Years: CU leads 7-2-1

1986 Schedule

Sept. 6	The Citadel
Sept. 13	at Kansas
Sept. 20	at Florida State
Oct. 4	Georgia Tech
Oct. 11	at Wake Forest
Oct. 18	N.C. State
Oct. 25	at LSU
Nov. 1	Maryland
Nov. 8	at Clemson
Nov. 15	Virginia
Nov. 22	at Duke


1985 Results (5-6, 3-4)

NC-Opp	W-L
21-19	W at Navy
13-23	L LSU
51-7	W VMI
0-31	L at Georgia Tech
34-14	W Wake Forest
21-14	W at N.C. State
10-20	L Florida State
10-28	L at Maryland
21-20	W Clemson
22-24	L at Virginia
21-23	L Duke



BOBBY ROSS

MARYLAND TBA Nov. 15 at Baltimore, MD



BRUCE MESNER

General Information

Location: College Park, MD
Enrollment: 28,000
Chancellor: Dr. John Slaughter
Colors: Red-White/Gold-Black
Nickname: Terrapins
Athletic Director: Dick Dull
Sports Information Director: Jack Zane
Office: (301) 454-2123 **Home:** (301) 322-3265
Asst. SID: Joe F. Blair **Home Phone:** (301) 589-6883
SID Mailing Address: P.O. Box 295, College Park, MD 20740-0295
Ticket Manager: Jeff Hathaway **Office Phone:** (301) 454-2121
Head Coach: Bobby Ross (VMI '59)
Record at School: 34-14 (4 years)
Career Record 4-yr. Schools: 58-45 (9 years)
Football Office Phone: (301) 454-2125
Best Time to Contact Coach: 10 a.m. - 2 p.m. Tues-Thur
Assistant Coaches: James Cavanaugh (William & Mary, RB), George Foussekis (Virginia Tech, LB), Ralph Friedgen (Maryland, OL), Joe Krivak (Syracuse, QB-WR), Jeff Mann (William & Mary, ST), Dennis Murphy (Notre Dame, DB), Dick Portee (Eastern Illinois, OL), Greg Williams (N.C. State, DB), Kurt Van Valkenburg (Springfield, DT).
Lettermen Lost: 18 **Lettermen Returning:** 45
Starters Lost: 11 **Starters Returning:** 11
Offensive Formation: Pro Set **Defensive Formation:** Wide Tackle Six
Top Losses: (OT) J.D. Maarleveld, (FB) Rick Badanjek, (QB) Stan Gelbaugh, (DB) Al Covington, (DB) Don Brown, (DE) Scott Schankweiler.
Offensive Starters Returning: (C) Bill Hughes, (TE) Ferrell Edmunds, (RB) Alvin Blount, (WR) Aziauddin Abdur-ra'off.
Defensive Starters Returning: (DT) Ted Chapman, (DT) Bruce Mesner, (DG) Bob Arnold, (DE) O'Brien Alston, (LB) Chuck Faucette, (LB) Richie Petitbon, (DB) Keeta Covington.
1986 Honors Candidates: (OG) Bruce Mesner, (LB) Chuck Faucette, (DB) Keeta Covington, (RB) Alvin Blount, (WR) Aziauddin Abdur-ra'off, (TE) Ferrell Edmunds.

1985 Statistical Leaders

Rushing	Att	Yds	Avg	TD	Tackles	Tot	TL
Alvin Blount	171	828	4.8	4	Chuck Faucette	144	6
Rick Badanjek	155	676	4.4	12	Bruce Mesner	113	16
Tommy Neal	62	367	5.8	3	Richie Petitbon	101	5
Stephon Scriber	42	175	4.1	0	Al Covington	76	0
Eric Holder	2	38	19.0	0	Bob Arnold	69	7
					Scott Tye	60	8
					Ted Chapman	58	8
					S. Schankweiler	50	8
					Keeta Covington	50	1
					Donald Brown	39	0
Receiving	Rec	Yds	Avg	TD			
A. Abdur-Ra'ooof	35	671	19.2	4			
James Milling	26	415	16.0	0			
Ferrell Edmunds	21	314	15.0	4			
Eric Holder	19	366	19.3	4			
Rick Badanjek	18	166	9.2	0			
Passing	Att	Comp	Yds	Pct	TD	Int	
Stan Gelbaugh	311	161	2475	53.4	15	14	
Dan Henning	1	0	0	0.0	0	0	

Series Notes

Clemson 14, Maryland 19, with 1 tie
 All Games at Clemson: UM leads 10-7-0
 All Games in Clemson Memorial Stadium: UM leads 10-7-0
 Danny Ford vs. Maryland: 3-4 (1-1 at Byrd Stadium)
 All Games in Maryland: UM leads 9-7-1
 Games in Byrd Stadium: UM leads 8-7-1
 Bobby Ross vs. Clemson: 2-4 (1-3 at CU Memorial Stadium)
 Last Clemson Win: 52-27 at Clemson in 1983
 Last Maryland Win: 34-31 at Clemson in 1985
 Last Clemson Win at Maryland: 24-22 in 1982
 Longest Clemson Streak: 6 (1966-1971)
 Longest Maryland Streak: 6 (1972-1977)
 Games Over Last 10 Years: UM leads 6-4
 Current Streak: UM has won 2 in a row

1986 Schedule


Sept. 1	at Pittsburgh
Sept. 13	Vanderbilt
Sept. 20	at West Virginia
Sept. 27	N.C. State
Oct. 11	Boston College
Oct. 18	Wake Forest
Oct. 25	at Duke
Nov. 1	at North Carolina
Nov. 8	at Penn State
Nov. 15	Clemson (at Baltimore)
Nov. 28	at Virginia

1985 Results (9-3, 6-0)

Md-Opp	W-L
18-20	L Penn State
31-13	W at Boston College
28-0	W West Virginia
0-20	L at Michigan
31-17	W at N.C. State
26-3	W at Wake Forest
40-10	W Duke
28-10	W North Carolina
22-29	L Miami
34-31	W at Clemson
33-21	W Virginia
35-18	W Syracuse (Cherry Bowl)



JOE MORRISON

SOUTH CAROLINA**1:00 PM****Nov. 22****at Clemson, SC**

STERLING SHARPE

General Information

Location: Columbia, SC 29208 **Stadium:** Williams-Brice (72,400)
Enrollment: 24,600 **Turf:** Natural
Chancellor: Dr. James Holderman **Press Box Number:** (803) 777-2040
Colors: Garnet & Black **First Year of Football:** 1892
Nickname: Gamecocks
Athletic Director: Bob Marcum
Sports Information Director: Tom Price
Office: (803) 777-5204
Home: (803) 787-2395
Asst. SID: Kerry Tharp Home Phone: (803) 776-0382
SID Mailing Address: Dept. of Athletics, USC, Columbia, SC 29208
Ticket Manager: Jim Petrus Office Phone: (803) 777-4274
Head Coach: Joe Morrison (Cincinnati '59)
Record at School: 20-14 (3 years)
Career Record 4-yr. Schools: 82-58-5 (13 years)
Football Office Phone: (803) 777-4271
Best Time to Contact Coach: T-TH 11 a.m.
Assistant Coaches: Frank Sadler (Troy State, OC), Tom Gadd (Cal-Riverside, DC), Mike Bender (Arkansas, OL), Jim Washburn (Gardner-Webb, DL), Tom Kurucz (UT-Tenn., RB), Ricky Diggs, (Shippensburg St., WR), Tank Black (Carson-Newman, WB), Tom McMahon (Montana, DB), Frank Orgel (Georgia, LB).
Lettermen Lost: 15 **Lettermen Returning:** 49
Starters Lost: 8 **Starters Returning:** 16
Offensive Formation: Run & Shoot **Defensive Formation:** Multiple
Top Losses: Mike Hold (QB), Thomas Dendy (RB), Kent Hagood (RB), Leonard Burton (C), Tony Guyton (DE).
Offensive Starters Returning: Danny Smith (TE), Sterling Sharpe (FL), Ryan Bethea (SE), Buddy Quarles (LT), Ray Carpenter (LG), David Poinsett (RG).
Defensive Starters Returning: Willie McIntee (DE), Fitzgerald Davis (DT), Tommy Chaikin (RT), Gleen Peacock (MLB), Kenneth Robinson (SLB), Carl Hill (WLB), Chris Major (LCB), Robert Robinson (RCB), Greg Philpot (FS), Scott Hagler (PK).
1986 Honors Candidates: Scott Hagler (PK), Greg Philpot (FS), Sterling Sharpe (WB), Chris Major (CB).

1985 Statistical Leaders

Rushing	Att	Yds	Avg	TD	Tackles	Tot	TL
Tom Dendy	118	560	4.7	6	Ken Robinson	131	13
Kent Hagood	95	474	5.0	6	Greg Philpot	115	0
Anthony Smith	55	386	7.0	1	Tony Guyton	94	15
Mike Hold	165	363	2.2	5	Gleen Peacock	86	4
Raynard Brown	33	195	5.9	2	Fitzgerald Davis	81	9
Receiving	Rec	Yds	Avg	TD	Chris Major	71	3
Sterling Sharpe	32	471	14.7	2	Tom Chaikin	69	8
Danny Smith	22	379	17.2	2	Shed Diggs	65	7
Eric Poole	18	397	22.1	2	Willie Hill	60	1
Tom Dendy	17	182	10.7	0	Joe Brooks	60	0
Kent Hagood	12	124	10.3	0			
Passing	Att	Comp	Yds	Pct	TD	Int	
Mike Hold	208	107	1596	51.4	7	10	
Allen Mitchell	49	25	319	51.0	2	3	

Series Notes

Clemson 49, South Carolina 31, with 3 ties
All Games at Clemson: CU leads 9-4-0
All Games in Memorial Stadium: CU leads 9-4-0
Danny Ford vs. USC: 5-2 (3-1 at Williams-Brice Stadium)
All Games at South Carolina: CU leads 40-27-3
Games in Williams-Brice Stadium: CU leads 21-16-2
Joe Morrison vs. Clemson: 1-2 (1-0 at Memorial Stadium)
Games at Neutral Sites: None
Last Clemson Win: 24-17 at USC in 1985
Last South Carolina Win: 22-21 at Clemson in 1984
Last USC Win at Clemson: 22-21 at Clemson in 1984
Last Clemson Win at Clemson: 24-6 in 1982
Longest Clemson Streak: 7 (1934-1940)
Longest USC Streak: 4 (1951-1954)
Games Over Last 10 Years: CU leads 8-2
Current Streak: CU has won 1 in a row

1986 Schedule

			SC-Opp	W-L	
Aug.	30	Miami of Florida	56-17	W	The Citadel
Sept.	6	at Virginia	20-13	W	Appalachian State
Sept.	13	Western Carolina	3-34	L	Michigan
Sept.	27	Georgia	21-35	L	at Georgia
Oct.	4	Nebraska	7-42	L	at Pittsburgh
Oct.	11	at Virginia Tech	28-7	W	Duke
Oct.	25	East Carolina	52-10	W	at East Carolina
Nov.	1	at N.C. State	17-21	L	N.C. State
Nov.	8	Florida State	14-56	L	at Florida State
Nov.	15	Wake Forest	34-31	W	Navy
Nov.	22	at Clemson	17-24	L	Clemson

1938-85 Attendance . . .

Season	Games Played	Season Attend.	Average Attend.	Home Games	Home Attend.	Avg. Home Attend.	Season	Games Played	Season Attend.	Average Attend.	Home Games	Home Attend.	Avg. Home Attend.
1938	9	100,500	11,167	3	25,500	8,500	1962	10	291,640	29,164	5	158,000	31,600
1939	10	147,500	14,750	2	18,000	9,000	1963	10	318,587	31,859	4	103,496	25,874
1940	9	126,000	14,000	2	20,000	10,000	1964	10	260,725	26,073	4	112,000	28,000
1941	9	115,000	12,777	2	17,000	8,500	1965	10	333,736	33,374	4	113,000	28,250
1942	10	100,500	10,050	3	23,500	7,833	1966	10	355,286	35,529	4	146,237	36,559
1943	8	65,000	8,125	2	7,500	3,750	1967	10	389,618	38,962	5	206,275	41,255
1944	9	79,000	8,777	2	13,500	6,750	1968	10	386,432	38,643	4	147,434	36,859
1945	10	138,986	13,899	4	38,000	9,500	1969	10	339,936	33,994	4	136,252	34,063
1946	9	155,500	17,277	3	44,000	14,666	1970	11	367,347	33,395	6	205,376	34,229
1947	9	149,000	16,556	3	37,000	12,338	1971	11	398,222	36,200	5	154,741	30,948
1948	11	216,614	19,692	4	66,500	16,625	1972	11	398,732	36,248	5	192,456	38,491
1949	10	188,996	18,899	5	79,000	15,800	1973	11	411,477	37,407	6	188,500	31,417
1950	10	248,606	24,861	4	81,000	20,250	1974	11	440,384	40,034	6	251,424	41,904
1951	10	242,843	24,284	3	44,500	14,833	1975	11	487,436	44,312	5	195,873	39,174
1952	9	189,161	21,017	2	44,000	22,000	1976	11	459,845	41,804	5	221,486	44,297
1953	9	192,960	21,400	4	76,000	19,000	1977	12	580,067	48,339	5	235,152	47,030
1954	10	197,500	19,750	4	51,500	12,875	1978	12	599,793	49,983	6	321,763	53,627
1955	10	211,711	21,177	5	98,000	19,600	1979	12	641,109	53,426	6	353,576	58,929
1956	11	301,552	27,413	4	71,000	17,750	1980	11	567,436	51,585	6	369,770	61,628
1957	10	213,000	21,300	4	73,000	18,250	1981	12	683,871	56,989	6	371,152	61,859
1958	11	352,000	32,000	5	121,000	24,200	1982	11	592,902	53,900	6	380,679	63,446
1959	11	357,856	32,532	4	119,000	29,750	1983	11	701,937	63,812	7	521,898	74,557
1960	10	247,780	24,778	5	141,080	28,286	1984	11	750,847	68,259	6	467,670	77,945
1961	10	310,000	31,000	5	132,000	26,400	1985	12	749,282	62,440	6	460,413	76,736

Series Scores

Whitewashes

The 1928 Clemson team holds the record with seven shutouts in one season, including six to open the season. No one scored on the Tigers during the first 360 minutes of football and Clemson outscored the opposition 133-0 during this time. But, Mississippi broke the streak with a 26-7 win over the Tigers and Josh Cody's team ended the season, 8-3.

When Clemson Played Virginia Tech

Year	Clemson Was	VPI Was	Site	Outcome
1900	4-0-0	3-1-1	1	Clemson, 17-5
1901	2-0-1	3-1-0	2	VPI, 17-11
1906	1st Game	2-0-0	H	Tie, 0-0
1908	1-0-0	1-0-0	H	VPI, 6-0
1909	1-0-0	1st Game	H	VPI, 6-0
1923	2-1-1	3-2-0	A	VPI, 25-6
1924	2-2-0	3-0-2	H	VPI, 50-6
1935	1-0-0	1-0-0	A	Clemson, 28-7
1936	1-0-0	1-0-0	H	Clemson, 20-0
1945	3-2-1	1-4-0	H	Clemson, 35-0
1946	1-4-0	1-2-2	A	Clemson, 14-7
1954	1-1-0	2-0-0	H	VPI, 18-7
1955	5-1-0	4-2-1	3	Clemson, 21-16
1956	4-0-1	6-1-0	H	Clemson, 21-6
1960	1-0-0	1-1-0	H	Clemson, 13-7
1977	2-1-0	0-2-0	A	Clemson, 31-13
1978	2-1-0	2-2-0	H	Clemson, 38-7
1979	3-1-0	3-2-0	A	Clemson, 21-0
1980	2-1-0	4-0-0	H	Clemson, 13-10
1984	6-2-0	7-2-0	H	Clemson, 17-10
1985	1st Game	0-2-0	A	Clemson, 20-17

1—Charlotte, NC; 2—Columbia, SC; 3—Roanoke, VA

(Overall Series: Clemson 14 Wins, Virginia Tech 6 Wins, 1 Tie)

When Clemson Played Georgia

Year	Clemson Was	Georgia Was	Site	Outcome
1897	1st Game	1st Game	A	Georgia, 24-0
1898	1st Game	1st Game	A	Georgia, 20-8
1899	4-0-0	1st Game	A	Georgia, 11-0
1900	3-0-0	2-1-0		Clemson, 39-5
1901	1-0-1	1-2-0		Clemson, 29-5
1902	3-1-0	2-0-1	H	Clemson, 36-0
1903	1-0-0	1st Game		Clemson, 29-0
1904	1-1-0	1-0-0		Clemson, 10-0
1905	0-0-1	1st Game	A	Clemson, 35-0
1906	0-0-1	0-1-0		Clemson, 6-0
1907	3-2-0	2-2-1	1	Georgia, 8-0
1908	1-3-0	3-1-0	1	Georgia, 6-0
1909	3-2-0	1-1-2	1	Clemson, 5-0
1910	4-2-0	5-1-0	1	Tie, 0-0
1911	3-2-0	5-1-0	1	Georgia, 23-0
1912	3-2-0	3-1-1	1	Georgia, 27-7
1913	2-2-0	4-1-0	1	Georgia, 18-15
1914	3-2-1	3-3-0	A	Clemson, 35-13
1915	2-3-2	4-2-2	A	Georgia, 13-0
1916	1-0-0	1-0-0	2	Georgia, 25-0
1919	6-2-1	4-2-2	A	Tie, 0-0
1920	4-5-1	7-0-1	A	Georgia, 55-0
1921	1-5-2	6-1-1	A	Georgia, 28-0
1927	5-1-1	6-0-0	A	Georgia, 32-0
1932	3-3-1	1-3-1	H	Georgia, 32-18
1937	1-2-0	2-0-0	A	Georgia, 14-0
1944	4-4-0	6-2-0	A	Georgia, 21-7
1945	1-0-0	1-0-0	A	Georgia, 20-0
1946	1-0-0	1st Game	A	Georgia, 35-12
1947	1-4-0	3-3-0	A	Georgia, 21-6
1954	1-0-0	1-0-0	A	Georgia, 14-7
1955	2-0-0	1-1-0	H	Clemson, 26-7
1962	2-1-0	1-1-1	H	Georgia, 24-16
1963	0-3-0	2-1-1	H	Tie, 7-7
1964	1-2-0	1-1-1	A	Georgia, 19-7
1965	2-1-0	3-0-0	A	Georgia, 23-9
1967	1-0-0	1-0-0	H	Georgia, 24-17
1968	0-0-1	0-0-1	A	Georgia, 31-13
1969	1-0-0	1-0-0	H	Georgia, 30-0
1970	2-0-0	0-1-0	A	Georgia, 38-0
1971	0-1-0	2-0-0	H	Georgia, 28-0
1973	1-0-0	0-0-1	A	Georgia, 31-14
1974	1-2-0	2-1-0	H	Clemson, 28-24
1975	0-3-0	2-1-0	A	Georgia, 35-7
1976	1-0-0	1-0-0	H	Georgia, 41-0
1977	0-1-0	1-0-0	A	Clemson, 7-6
1978	1-0-0	1-0-0	A	Georgia, 12-0
1979	1-1-0	0-1-0	H	Clemson, 12-7

1980	1-0-0	2-0-0	A	Georgia, 20-16
1981	2-0-0	2-0-0	H	Clemson, 13-3
1982	1st Game	1st Game	A	Georgia, 13-7
1983	1-1-0	1-0-0	H	Tie, 16-16
1984	2-0-0	1-0-0	A	Georgia, 26-23
1985	1-0-0	1-1-0	H	Georgia, 20-13

1—Augusta, GA; 2—Anderson, SC

(Overall Series: Clemson 14 Wins, Georgia 36 Wins, 4 Ties)

When Clemson Played Georgia Tech

Year	Clemson Was	Ga. Tech Was	Site	Outcome
1898	2-1-0	0-1-0	1	Clemson, 23-0
1899	1st Game	0-3-0	2	Clemson, 41-5
1902	1-0-0	0-1-0	A	Clemson, 44-5
1903	1-0-0	1st Game	A	Clemson, 73-0
1904	3-3-0	5-1-0	A	Tie, 11-11
1905	3-1-1	1-0-0	A	Tech, 17-10
1906	3-0-3	4-2-0	3	Clemson, 10-0
1907	3-4-0	3-4-0	A	Clemson, 6-5
1908	1-5-0	5-3-0	A	Tech, 30-6
1909	4-2-0	6-2-0	A	Tech, 29-3
1910	4-2-1	4-3-0	A	Tech, 34-0
1911	3-4-0	5-2-1	A	Tech, 32-0
1912	4-3-0	4-3-1	A	Tech, 23-0
1913	4-3-0	6-2-0	A	Tech, 34-0
1914	5-2-1	5-2-0	A	Tech, 26-6
1918	1-0-0	1st Game	A	Tech, 28-0
1919	2-0-0	3-0-0	A	Tech, 28-0
1920	3-3-1	5-1-0	A	Tech, 7-0
1921	1-3-1	5-1-0	A	Tech, 48-7
1922	3-1-0	4-2-0	A	Tech, 21-7
1932	1-0-0	1st Game	A	Tech, 32-14
1933	0-0-1	1st Game	A	Tech, 39-2
1934	1-0-0	1st Game	A	Tech, 12-7
1936	3-3-0	3-1-1	A	Clemson, 14-13
1937	3-3-0	4-2-0	A	Tech, 7-0
1943	2-5-0	5-3-0	A	Tech, 41-6
1944	1-0-0	1st Game	A	Tech, 51-0
1945	5-2-1	4-4-0	A	Clemson, 21-7
1953	2-3-1	5-1-1	A	Tech, 20-7
1958	5-1-0	4-2-1	A	Tech, 13-0
1959	2-0-0	2-0-0	A	Tech, 16-6
1962	1st Game	1st Game	A	Tech, 26-9
1963	0-1-0	1-0-0	A	Tech, 27-0
1964	1-1-0	2-0-0	A	Tech, 14-7
1965	2-0-0	0-1-1	A	Tech, 38-6
1966	1-0-0	2-0-0	A	Tech, 14-13
1967	1-1-0	2-0-0	A	Tech, 10-0
1968	0-1-1	1-1-0	A	Tech, 24-21
1969	1-1-0	2-0-0	A	Clemson, 21-10
1970	2-1-0	3-0-0	A	Tech, 28-7
1971	0-2-0	1-2-0	A	Tech, 24-14
1972	1-2-0	2-1-1	A	Tech, 31-9
1973	1-1-0	0-2-0	A	Tech, 29-21
1974	0-2-0	1-2-0	H	Clemson, 21-17
1975	0-2-0	1-1-0	A	Tech, 33-28
1976	1-1-0	0-2-0	A	Tie, 24-24
1977	1-1-0	1-1-0	A	Clemson, 31-14
1983	1-1-1	0-2-0	H	Clemson, 41-14
1984	2-1-0	2-0-0	A	Tech, 28-21
1985	1-1-0	1-1-0	H	Tech, 14-3

1—Augusta, GA; 2—Greenville, SC; 3—Charlotte, NC

(Overall Series: Clemson 12 Wins, Georgia Tech 36 Wins, 2 Ties)

When Clemson Played The Citadel

Year	Clemson Was	The Citadel Was	Site	Outcome
1909	5-2-0	4-2-2	A	Clemson, 17-0
1910	2-1-0	1-1-0	A	Clemson, 32-0
1911	2-2-0	2-1-0	A	Clemson, 18-0
1912	2-1-0	2-2-0	H	Clemson, 52-14
1913	2-3-0	3-1-2	A	Clemson, 7-3
1914	2-2-1	1-2-0	A	Clemson, 14-0
1916	2-4-0	4-1-1	1	Citadel, 3-0
1917	4-1-0	3-1-0	1	Clemson, 20-0
1918	2-2-0	1st Game	2	Clemson, 7-0
1919	5-2-0	3-3-0	1	Clemson, 33-0
1920	3-4-1	2-4-0	1	Clemson, 26-0

1921	1-4-1	3-2-1	1	Tie, 7-7
1922	3-2-0	0-4-0	A	Clemson, 18-0
1924	2-4-0	3-4-0	3	Citadel, 20-0
1925	0-6-0	4-3-0	A	Clemson, 6-0
1926	2-5-0	6-1-0	H	Citadel, 15-6
1927	4-1-1	1st Game	A	Clemson, 13-0
1928	8-2-0	5-3-1	A	Citadel, 12-7
1929	6-3-0	4-3-1	H	Clemson, 13-0
1930	2-0-0	2-0-0	4	Clemson, 13-7
1931	1-1-1	1-1-1	4	Citadel, 6-0
1932	2-3-1	3-2-0	A	Clemson, 18-6
1933	2-5-2	2-4-1	H	Clemson, 7-0
1935	5-2-0	3-2-1	A	Clemson, 6-0
1936	4-3-0	3-4-0	A	Clemson, 20-0
1948	9-0-0	2-6-0	A	Clemson, 20-0
1953	2-4-1	1-6-0	A	Clemson, 34-13
1954	4-5-0	2-6-0	H	Clemson, 59-0
1970	1st Game	1st Game	H	Clemson, 24-0
1972	1st Game	1st Game	H	Clemson, 13-0
1973	1st Game	1st Game	H	Clemson, 14-12
1976	1st Game	1st Game	H	Clemson, 19-7
1978	1st Game	1-0-0	H	Clemson, 58-3

1—Orangeburg, SC; 2—Columbia, SC; 3—Anderson, SC; 4—Florence, SC

(Overall Series: Clemson 27 Wins, The Citadel 5 Wins, 1 Tie)

When Clemson Played Virginia

Year	Clemson Was	Virginia Was	Site	Outcome
1955	1-0-0	1st Game	A	Clemson, 20-7
1956	5-1-2	3-6-0	H	Clemson, 7-0
1957	1-2-0	1-1-1	A	Clemson, 20-6
1958	1st Game	1st Game	H	Clemson, 20-15
1959	1-0-0	0-1-0	A	Clemson, 47-0
1960	2-0-0	0-2-0	H	Clemson, 21-7
1963	0-4-1	1-3-1	A	Clemson, 35-0
1964	2-4-0	3-3-0	H	Clemson, 29-7
1965	1-0-0	0-1-0	A	Clemson, 20-14
1966	1st Game	1-0-0	H	Clemson, 40-35
1969	1st Game	1st Game	A	Clemson, 21-14
1970	1-0-0	1-0-0	H	Clemson, 27-17
1971	1-3-0	1-4-0	1	Clemson, 32-15
1972	1-4-0	3-3-0	H	Clemson, 37-21
1973	1-3-0	1-3-1	H	Clemson, 32-27
1974	5-4-0	4-5-0	H	Clemson, 28-9
1977	3-1-0	0-4-0	H	Clemson, 31-0
1978	3-1-0	1-4-0	A	Clemson, 30-14
1979	2-1-0	3-1-0	H	Clemson, 17-7
1980	3-1-0	2-2-0	A	Clemson, 27-24
1981	4-0-0	0-4-0	H	Clemson, 27-0
1982	2-1-1	0-4-0	A	Clemson, 48-0
1983	2-1-1	4-1-0	H	Clemson, 42-21
1984	1-0-0	1st Game	A	Clemson, 55-0
1985	1-3-0	3-1-0	H	Clemson, 27-24

1—Richmond, VA

(Overall Series: Clemson 25 Wins, Virginia 0 Wins, 0 Ties)

When Clemson Played Duke

Year	Clemson Was	Duke Was	Site	Outcome
1934	1-1-0	1-0-0	A	Duke, 20-6
1935	3-0-0	3-0-0	A	Duke, 38-12
1936	2-1-0	3-0-0	A	Duke, 25-0
1957	5-2-0	5-1-2	A	Duke, 7-6
1959	5-1-0	3-4-0	H	Clemson, 6-0
1960	3-1-0	3-1-0	A	Duke, 21-6
1961	1-3-0	3-1-0	A	Clemson, 17-7
1962	2-2-0	3-1-0	H	Duke, 16-0
1963	0-3-1	3-0-1	A	Duke, 35-30
1965	2-2-0	4-0-0	A	Clemson, 3-2
1966	1-2-0	3-1-0	H	Clemson, 9-6
1967	1-3-0	3-2-0	A	Clemson, 13-7
1968	0-3-1	2-2-0	H	Clemson, 39-22
1969	4-3-0	1-5-1	A	Duke, 34-27
1970	2-4-0	4-2-0	H	Duke, 21-10
1971	0-3-0	4-0-0	1	Clemson, 3-0
1972	1-3-0	1-4-9	H	Duke, 7-0
1973	2-3-0	1-4-0	A	Clemson, 24-8
1974	2-3-0	4-1-0	H	Clemson, 17-14

1975	1-4-0	2-3-0	A	Duke, 25-21
1976	1-3-1	3-2-0	H	Tie, 18-18
1977	4-1-0	3-2-0	A	Clemson, 17-11
1978	4-1-0	3-2-0	H	Clemson, 28-8
1979	4-1-0	2-2-1	A	Clemson, 28-10
1980	4-1-0	0-5-0	H	Duke, 34-17
1981	5-0-0	3-2-0	A	Clemson, 38-10
1982	3-1-1	3-2-0	H	Clemson, 49-14
1983	3-1-1	0-5-0	A	Clemson, 38-31
1984	3-2-0	1-4-0	H	Clemson, 54-21
1985	2-3-0	2-3-0	A	Clemson, 21-9

1—Norfolk, VA

(Overall Series: Clemson 17 Wins, Duke 12 Wins, 1 Tie)

When Clemson Played N.C. State

Year	Clemson Was	NCS Was	Site	Outcome
1899	1-0-0	1-1-2	1	Clemson, 24-0
1902	1st Game	1st Game	H	Clemson, 11-5
1903	2-0-0	2-2-0	N4	Clemson, 24-0
1904	3-2-0	2-1-2	A	NCS, 18-0
1906	1-0-1	3-0-3	N4	Tie, 0-0
1926	1-2-0	4-5-0	H	Clemson, 7-3
1927	1-0-1	1-1-0	A	NCS, 18-6
1928	3-0-0	1-1-0	2	Clemson, 7-0
1929	3-0-0	0-1-0	2	Clemson, 26-0
1930	3-0-0	1-2-0	3	Clemson, 27-0
1931	0-1-1	1-1-0	3	Clemson, 6-0
1932	1-1-0	2-0-0	A	NCS, 13-0
1933	0-1-1	1-1-0	H	Clemson, 9-0
1934	2-3-0	2-2-1	A	Clemson, 12-6
1939	1-1-0	1-1-0	3	Clemson, 25-6
1940	2-0-0	2-0-0	3	Clemson, 26-7
1941	2-0-0	1-0-1	3	Clemson, 27-6
1942	1-0-1	1-0-1	3	NCS, 7-6
1943	0-1-0	1-0-0	3	Clemson, 19-7
1944	1-1-0	2-0-0	3	Clemson, 13-7
1945	1-1-0	1-1-0	A	Clemson, 13-0
1946	1-1-0	1-0-0	H	NCS, 14-7
1947	1-2-0	1-1-0	A	NCS, 18-0
1948	1-0-0	0-0-1	H	Clemson, 6-0
1949	1-1-0	0-1-0	A	Clemson, 7-6
1950	2-0-0	1-1-0	H	Clemson, 27-0
1951	2-0-0	1-2-0	A	Clemson, 6-0
1956	1-0-1	1-1-0	A	Clemson, 13-7
1957	1-1-0	2-0-0	H	NCS, 13-7
1958	5-2-0	2-5-1	A	Clemson, 13-6
1959	2-1-0	1-1-0	H	Clemson, 23-0
1961	4-5-0	4-5-0	H	Clemson, 20-0
1962	0-1-0	1-0-0	A	Clemson, 7-0
1963	0-2-0	2-0-0	H	NCS, 7-3
1964	1-0-0	1-0-0	A	NCS, 9-0
1965	1st Game	1st Game	H	Clemson, 21-7
1966	5-3-0	4-5-0	A	NCS, 23-14
1967	4-4-0	8-1-0	H	Clemson, 14-6
1968	1-4-1	5-2-0	A	Clemson, 24-19
1971	4-5-0	2-8-0	H	NCS, 31-23
1972	3-6-0	6-3-1	A	NCS, 42-17
1973	3-3-0	4-2-0	H	NCS, 29-6
1974	0-1-0	2-0-0	A	NCS, 31-10
1975	1-5-0	4-3-0	H	NCS, 45-7
1976	1-3-2	2-4-1	A	NCS, 38-21
1977	5-1-0	5-2-0	H	Clemson, 7-3
1978	5-1-0	5-1-0	A	Clemson, 33-10
1979	5-1-0	5-2-0	H	NCS, 16-13
1980	4-2-0	3-3-0	A	NCS, 24-20
1981	6-0-0	4-2-0	H	Clemson, 17-7
1982	4-1-1	4-2-0	A	Clemson, 38-29
1983	4-1-1	2-4-0	H	Clemson, 27-17
1984	4-2-0	3-4-0	A	Clemson, 35-34
1985	3-3-0	1-6-0	H	Clemson, 39-10

1—Rock Hill, SC; 2—Florence, SC; 3—Charlotte, NC; 4—Columbia, SC

(Overall Series: Clemson 35 Wins, N.C. State 18 Wins, 1 Tie)

When Clemson Played Wake Forest

Year	Clemson Was	WF Was	Site	Outcome
1933	1-3-2	0-2-1	1	Clemson, 13-0
1935	2-0-0	0-3-0	1	Clemson, 13-7
1936	2-2-0	2-1-0	A	Wake, 6-0
1937	2-3-1	1-3-0	H	Clemson, 32-0
1938	3-1-1	3-3-0	A	Clemson, 7-0
1939	5-1-0	6-2-0	H	Clemson, 20-7
1940	3-0-0	3-0-0	H	Clemson, 39-0
1941	5-1-0	4-3-1	H	Clemson, 29-0
1942	2-2-1	2-2-1	A	Wake, 19-6
1943	1-3-0	2-3-0	H	Wake, 41-12
1944	3-2-0	6-0-0	A	Wake, 13-7
1945	6-2-1	2-4-1	H	Wake, 13-6

1946	1-2-0	2-0-0	A	Wake, 19-7
1947	1-1-0	1-0-0	H	Wake, 16-14
1948	6-0-0	5-2-0	2	Clemson, 21-14
1949	2-2-1	2-4-0	H	Wake, 35-21
1950	3-0-1	4-0-1	2	Clemson, 13-12
1951	3-2-0	5-1-0	H	Clemson, 21-6
1953	1-3-1	2-3-1	H	Clemson, 18-0
1954	2-3-0	2-2-1	1	Clemson, 32-20
1955	4-1-0	3-2-1	H	Clemson, 19-13
1956	2-0-1	1-2-0	A	Clemson, 17-0
1957	5-3-0	0-8-0	H	Clemson, 13-6
1958	4-1-0	3-3-0	H	Clemson, 14-12
1959	6-2-0	5-2-0	H	Clemson, 33-31
1960	1st Game	1st Game	A	Clemson, 28-7
1961	1-2-0	0-3-0	H	Wake, 17-13
1962	1-1-0	0-2-0	A	Clemson, 24-7
1963	1-4-1	0-6-0	H	Clemson, 36-0
1964	1-3-0	2-2-0	A	Clemson, 21-2
1965	4-2-0	2-4-0	H	Clemson, 26-13
1966	2-3-0	2-4-0	A	Clemson, 23-21
1967	1st Game	0-1-0	H	Clemson, 23-6
1968	1st Game	0-1-0	A	Tie, 20-20
1969	2-2-0	2-3-0	H	Clemson, 28-14
1970	2-3-0	2-3-0	A	Wake, 36-20
1971	2-4-0	4-3-0	H	Clemson, 10-9
1972	2-4-0	1-5-0	A	Clemson, 31-0
1973	3-4-0	1-6-0	H	Clemson, 35-8
1974	3-4-0	0-7-0	A	Clemson, 21-9
1975	0-4-0	1-3-0	H	Clemson, 16-14
1976	1-2-1	2-3-0	A	Wake, 20-14
1977	6-1-0	1-6-0	H	Clemson, 26-0
1978	6-1-0	1-7-0	A	Clemson, 51-6
1979	5-2-0	7-1-0	H	Clemson, 31-0
1980	4-3-0	3-4-0	A	Clemson 35-33
1981	7-0-0	2-5-0	H	Clemson, 82-24
1982	8-1-1	3-7-0	3	Clemson, 21-17
1983	5-1-1	4-4-0	H	Clemson, 24-17
1984	5-2-0	5-3-0	H	Clemson, 37-14
1985	4-3-0	3-5-0	H	Clemson, 26-10

1—Charlotte, NC; 2—Winston-Salem, NC; 3—Tokyo, Japan

(Overall Series: Clemson 39 Wins, Wake Forest 11 Wins, 1 Tie)

When Clemson Played North Carolina

Year	Clemson Was	UNC Was	Site	Outcome
1897	1-1-0	3-0-0	A	UNC, 28-0
1901	2-1-1	7-1-0	1	Clemson, 22-10
1903	3-0-0	4-3-0	A	UNC, 11-6
1907	2-1-0	2-2-1	2	Clemson, 15-16
1915	2-2-2	2-2-1	1	UNC, 9-7
1957	1-0-0	0-1-0	A	UNC, 26-0
1958	1-0-0	0-1-0	H	Clemson, 26-21
1959	1st Game	1st Game	A	Clemson, 20-18
1960	3-3-0	1-5-0	H	Clemson, 24-0
1961	0-2-0	1-0-0	A	Clemson, 27-0
1962	2-4-0	2-4-0	H	Clemson, 17-6
1963	2-4-1	6-1-0	A	Clemson, 11-7
1964	3-4-0	3-4-0	H	UNC, 29-0
1965	5-2-0	3-4-0	A	UNC, 17-13
1966	3-3-0	2-4-0	H	Clemson, 27-3
1967	2-4-0	1-6-0	A	Clemson, 17-0
1968	3-4-1	2-6-0	H	Clemson, 24-14
1969	4-4-0	4-4-0	A	UNC, 32-15
1970	3-6-0	6-3-0	H	UNC, 42-7
1971	3-4-0	6-2-0	A	UNC, 26-13
1972	3-4-0	5-1-0	H	UNC, 26-10
1973	4-4-0	3-5-0	A	Clemson, 37-29
1974	4-4-0	5-3-0	H	Clemson, 54-32
1975	1-7-0	2-6-0	A	Clemson, 38-35
1976	2-4-2	6-2-0	H	UNC, 27-23
1977	7-1-0	6-2-0	A	Tie, 13-13
1978	7-1-0	3-5-0	H	Clemson, 13-9
1979	6-2-0	5-2-1	A	Clemson, 19-10
1980	5-3-0	7-1-0	H	UNC, 24-19
1981	8-0-0	7-1-0	A	Clemson, 10-8
1982	5-1-1	5-2-0	H	Clemson, 16-13
1983	6-1-1	7-1-0	A	Clemson, 16-3
1984	2-2-0	1-2-0	H	Clemson, 20-12
1985	5-3-0	4-4-0	A	UNC, 21-20

1—Charlotte, NC; 2—Columbia, SC

(Overall Series: Clemson 20 Wins, North Carolina 13 Wins, 1 Tie)

When Clemson Played Maryland

Year	Clemson Was	Maryland Was	Site	Outcome
1952	1-1-0	2-0-0	A	Maryland, 28-0
1953	1-0-1	2-0-0	H	Maryland, 20-0

1954	4-3-0	4-2-1	A	Maryland, 16-0
1955	6-1-0	8-0-0	H	Maryland, 25-12
1956	5-0-1	1-6-0	A	Tie, 6-6
1957	4-2-0	3-4-0	H	Clemson, 26-7
1958	2-0-0	1-1-0	A	Clemson, 8-0
1959	6-1-0	2-5-0	H	Maryland, 28-25
1960	3-0-0	1-3-0	A	Maryland, 19-17
1961	0-1-0	1-0-0	H	Maryland, 24-21
1962	4-4-0	5-3-0	A	Clemson, 17-14
1963	3-4-1	2-6-0	H	Clemson, 21-6
1964	3-5-0	3-5-0	A	Maryland, 34-0
1965	5-3-0	3-4-0	H	Maryland, 6-0
1966	4-3-0	4-3-0	A	Clemson, 14-10
1967	3-4-0	0-6-0	H	Clemson, 28-7
1968	2-4-1	2-5-0	A	Clemson, 16-0
1969	3-3-0	2-4-0	H	Clemson, 40-0
1970	2-5-0	1-6-0	A	Clemson, 24-11
1971	3-5-0	2-7-0	H	Clemson, 20-14
1972	3-5-0	4-4-1	A	Maryland, 31-6
1973	5-4-0	6-3-0	H	Maryland, 28-13
1974	2-2-0	2-2-0	A	Maryland, 41-0
1975	2-7-0	6-2-1	H	Maryland, 22-20
1976	2-5-2	9-0-0	A	Maryland, 20-0
1977	1st Game	1st Game	H	Maryland, 21-14
1978	8-1-0	9-1-0	A	Clemson, 28-24
1979	1-0-0	1-0-0	H	Maryland, 19-0
1980	5-4-0	6-3-0	A	Maryland, 34-7
1981	9-0-0	3-4-1	H	Clemson, 21-7
1982	6-1-1	7-2-0	A	Clemson, 24-22
1983	7-1-1	7-2-0	H	Clemson, 52-27
1984	7-2-0	6-3-0	1	Maryland, 41-23
1985	5-4-0	6-3-0	H	Maryland, 34-31

1—Baltimore, MD

(Overall Series: Clemson 14 Wins, Maryland 19 Wins, 1 Tie)

When Clemson Played South Carolina

	Clemson	USC		
Year	Was	Was	Site	Outcome
1896	1-0-0	1st Game	A	USC, 12-6
1897	1-2-0	1st Game	A	Clemson, 18-6
1898	1-1-0	1-0-0	A	Clemson, 24-0
1899	2-0-0	1-0-0	A	Clemson, 34-0
1900	2-0-0	1-1-0	A	Clemson, 51-0
1902	3-0-0	3-0-0	A	USC, 12-6
1909	3-2-0	1-3-0	A	Clemson, 6-0
1910	3-2-0	4-0-0	A	Clemson, 24-0
1911	1-2-0	1-1-1	A	Clemson, 27-0
1912	3-1-0	2-2-0	A	USC, 22-7
1913	1-2-0	1-2-0	A	Clemson, 32-0
1914	1-2-1	1-4-1	A	Clemson, 29-6
1915	2-2-1	3-0-0	A	Tie, 0-0
1916	1-3-0	2-3-0	A	Clemson, 27-0
1917	2-1-0	1-1-0	A	Clemson, 21-13
1918	1-1-0	1st Game	A	Clemson, 39-0
1919	3-2-0	1-3-0	A	Clemson, 19-6
1920	3-2-1	2-2-0	A	USC, 3-0
1921	1-02-1	3-0-1	A	USC, 21-0
1922	2-1-0	3-1-0	A	Clemson, 3-0
1923	1-1-1	2-2-0	A	Clemson, 7-6
1924	2-1-0	3-1-0	A	USC, 3-0
1925	0-3-0	3-1-0	A	USC, 33-0
1926	2-2-0	3-1-0	A	USC, 24-0
1927	2-1-1	3-1-0	A	Clemson, 20-0
1928	5-0-0	5-0-0	A	Clemson, 32-0
1929	5-0-0	3-1-0	A	Clemson, 21-14
1930	5-0-0	3-1-0	A	Clemson, 20-7
1931	1-2-1	1-2-0	A	USC, 21-0
1932	2-2-0	3-1-0	A	USC, 14-0
1933	1-1-2	1-2-0	A	USC, 7-0
1934	1-3-0	3-1-0	A	Clemson, 19-0
1935	3-1-0	2-3-0	A	Clemson, 44-0
1936	2-3-0	3-2-0	A	Clemson, 19-0
1937	1-3-0	2-2-1	A	Clemson, 34-6
1938	2-1-1	3-2-0	A	Clemson, 34-12
1939	2-1-0	1-3-0	A	Clemson, 27-0
1940	4-0-0	0-2-0	A	Clemson, 21-13
1941	4-0-0	1-1-1	A	USC, 18-14
1942	1-2-1	0-2-1	A	Clemson, 18-6
1943	1-2-0	2-1-0	A	USC, 33-6
1944	2-1-0	1-1-1	A	Clemson, 20-13
1945	3-1-0	2-2-0	A	Tie, 0-0
1946	1-3-0	2-1-0	A	USC, 26-14
1947	1-3-0	2-2-0	A	USC, 21-19
1948	3-0-0	2-1-0	A	Clemson, 13-7
1949	2-1-0	0-3-0	A	USC, 27-13
1950	3-0-0	2-1-0	A	Tie, 14-14
1951	3-1-0	2-2-0	A	USC, 20-0
1952	1-3-0	2-2-0	A	USC, 6-0
1953	1-2-1	3-1-0	A	USC, 14-7
1954	2-2-0	2-1-0	A	USC, 13-8
1955	3-1-0	2-2-0	A	Clemson, 28-14
1956	3-0-1	4-1-0	A	Clemson, 7-0

1957	2-2-0	3-1-0	A	Clemson, 13-0	1967	5-4-0	5-4-0	A	Clemson, 23-12	1977	7-2-1	5-5-0	A	Clemson, 31-27
1958	4-0-0	2-2-0	A	USC, 26-6	1968	4-4-4	3-6-0	H	USC, 7-3	1978	9-1-0	5-4-1	H	Clemson, 41-23
1959	3-1-0	3-1-0	A	Clemson 27-0	1969	4-5-0	6-3-0	A	USC, 27-13	1979	8-2-0	7-3-0	A	USC, 13-9
1960	4-3-0	1-5-0	H	Clemson, 12-2	1970	3-7-0	3-6-1	H	USC, 38-32	1980	5-5-0	8-2-0	H	Clemson, 27-6
1961	3-4-0	2-5-0	A	USC, 21-14	1971	4-6-0	6-4-0	A	Clemson, 17-7	1981	10-0-0	6-4-0	A	Clemson, 29-13
1962	5-4-0	4-4-1	H	Clemson, 20-17	1972	3-7-0	4-6-0	H	Clemson, 7-6	1982	7-1-1	4-6-0	H	Clemson, 24-6
1963	4-4-1	1-7-1	A	Clemson, 24-20	1973	5-5-0	6-4-0	A	USC, 32-20	1983	8-1-1	5-5-0	A	Clemson, 22-13
1964	3-6-0	2-5-2	H	USC, 7-3	1974	6-4-0	4-6-0	H	Clemson, 39-21	1984	7-3-0	9-1-0	H	USC, 22-21
1965	5-4-0	4-5-0	A	USC, 17-16	1975	2-8-0	6-4-0	A	USC, 56-20	1985	5-5-0	5-5-0	A	Clemson, 24-17
1966	5-4-0	1-8-0	H	Clemson, 35-10	1976	2-6-2	6-4-0	H	Clemson, 28-9	(Overall Series: Clemson 49 Wins, South Carolina 31 Wins, 3 Ties)				

Opponent Schedules

Hometown Hero?

Perry Tuttle was a popular wide receiver for the Tigers between 1978 and 1981. He was a native of Winston-Salem, NC and enjoyed rubbing in a Clemson win over Wake Forest to North Carolinians during the off season. So, he got a little more motivated and it showed in his stats. Clemson won the four games with the Deacs during his career by a combined score of 199-64 (including 82-24 in 1981). For his career Tuttle caught 23 passes for 394 yards and five touchdowns against the Deacons. He had at least one touchdown in all four games.

DATE	VIRGINIA TECH	GEORGIA	GEORGIA TECH	THE CITADEL	VIRGINIA	DUKE	NORTH CAROLINA STATE	WAKE FOREST	NORTH CAROLINA	MARYLAND	SOUTH CAROLINA
Sept. 6	Cincinnati 14-31			at North Carolina	South Carolina	at Northwestern 40-17	East Carolina 14-33	App. App. State 24-21	The Citadel	at Pittsburgh	Miami-Aug. 30 at Virginia Sept. 6
Sept. 13	at Clemson 17-20	Duke	Furman	Northeastern 10-3	at Navy 13-17	at Georgia	Pittsburgh 10-24	Boston University 30-0	at Kansas	Vanderbilt	Western Carolina
Sept. 20	at Syracuse 24-14	Clemson 20-13	at Virginia 13-24	Presbyterian 14-7	Georgia Tech 24-13		Wake Forest 20-17	at N.C. State 17-20	at Fla. State 10-20	at W. Virginia 28-0	
Sept. 27	East Tennessee State	at South Carolina 35-21	Clemson 14-3	at App. State 3-14	at Duke 37-14	Virginia 14-37	at Maryland 17-31	at		N.C. State 31-17	Georgia 21-35
Oct. 4	West Virginia 9-24	Ole Ole Miss 49-21	at North Carolina 31-0	at Clemson	at Wake Forest 20-18	at Vanderbilt		Virginia 18-20	Georgia Tech 0-31		Nebraska
Oct. 11	South Carolina	LSU	N.C. State 28-18	VMI 14-14	Clemson 24-27		at Ga. Tech 18-28	North Carolina 14-34	at Wake Forest 34-14	Boston College 31-13	at Va. Tech
Oct. 18	Temple	Vanderbilt 13-13	at Auburn 14-17	UT-Chattanooga 17-34		at Clemson 9-21	at North Carolina 14-21	at Maryland 3-26	N.C. State 21-14	Wake Forest 26-3	
Oct. 25	Virginia 28-10	at Kentucky 26-6	Tennessee 6-6		at Va. Tech 10-28	Maryland 10-40	Clemson 10-39		at LSU 13-23	at Duke 40-10	East Carolina 52-10
Nov. 1	Kentucky	Richmond	Duke 9-0	at W. Carolina 10-3	William & Mary	at Ga. Tech 0-9	South Carolina 21-17	Clemson 10-26	Maryland 10-28	at N. Carolina 28-10	at N.C. State 17-21
Nov. 8	at Richmond 14-24	at Florida 24-3	VMI	Wofford 42-28	N.C. State 22-23	Wake Forest 7-27	at Virginia 23-22	at Duke 27-7	at Clemson 21-20	at Penn State 18-20	Florida State 14-56
Nov. 15	Vanderbilt 38-24	at Auburn 10-24		East Tenn. State 28-21	at N. Carolina 24-22	at N.C. State 31-19	Duke 19-31	at South Carolina	Virginia 22-24	Clemson (at Baltimore) 34-31	Wake Forest
Nov. 22			at Wake Forest 41-10	at Furman 0-12		North Carolina 23-21	Western Carolina	Georgia Tech 10-41	at Duke 41-23		at Clemson 17-24
Nov. 29		Georgia Tech 16-20	at Georgia 20-16		Maryland 21-33 (Nov. 28)					at Virginia 33-21 (Nov. 28)	

Note: 1985 score between the two teams is listed underneath each game.

Against All Competition

No Mistakes

You can come up with all the streaks you want, but one Danny Ford would like to break is consecutive games without a turnover. Clemson had turnover problems last year and would like to cut down on the total in 1986. The Clemson record for consecutive games without a turnover is only two. Clemson's National Championship team did it against Kentucky and Virginia on back-to-back Saturdays and the 1940 Tigers did not have a mistake against Wofford and N.C. State in consecutive games. But that is it as far as back-to-back games without a turnover in Clemson history.

Opponent	Played	Won	Lost	Tied	Pts.	Opp.
Alabama	14	3	11	0	117	356
Appalachian State	1	1	0	0	40	7
Army	1	0	1	0	6	21
Auburn	44	11	31	2	356	867
Baylor	1	0	1	0	18	24
Bingham	1	1	0	0	55	0
Boston College	14	7	5	2	278	236
Camp Gordon	4	4	0	0	72	0
Camp Hancock	1	0	1	0	13	66
Camp Sevier	1	1	0	0	65	0
Centre	3	0	3	0	7	63
Charlotte "Y"	1	1	0	0	10	0
Citadel	33	27	5	1	592	128
Col. of Pacific	1	0	1	0	7	21
Colorado	1	0	1	0	21	27
Cumberland	1	0	0	1	11	11
Davidson	20	11	5	4	239	125
Duke	30	17	12	1	557	480
Duquesne	4	4	0	0	162	53
Elon	1	1	0	0	60	0
Erskine	8	7	1	0	242	19
Florida	13	3	9	1	161	313
Florida State	3	1	2	0	35	93
Fordham	1	0	0	1	12	12
Furman	48	34	10	4	1089	375
Geo. Washington	5	3	1	1	59	13
Georgia	54	14	36	4	555	955
Georgia Pre-Flight	1	0	1	0	6	32
Georgia Tech	50	12	36	2	620	1052
Guilford	1	1	0	0	122	0
Howard	3	3	0	0	98	0
Jacksonville NAS	1	0	1	0	6	24
Kentucky	10	3	7	0	108	152
Louisiana State	1	0	1	0	0	7
Maryland	34	14	19	1	534	646
Maryville	1	1	0	0	35	0
Mercer	7	4	3	0	125	49
Miami (FL)	5	1	4	0	28	95
Minnesota	1	0	1	0	13	20
Mississippi	2	0	2	0	7	39
Mississippi State	2	1	0	1	28	14
Missouri	2	2	0	0	58	23
Navy	1	1	0	0	15	7
Nebraska	1	1	0	0	22	15
Newberry	6	6	0	0	288	7
North Carolina	34	20	13	1	599	567
N.C. State	54	35	18	1	813	604
Notre Dame	2	1	1	0	33	31
Oglethorpe	1	0	1	0	0	12
Ohio State	1	1	0	0	17	15
Oklahoma	2	0	2	0	17	83
Pensacola NAS	1	1	0	0	7	6
Pittsburgh	1	0	1	0	3	34
Port Royal	1	1	0	0	19	0
Presbyterian	39	32	3	4	1136	139
Rice	7	4	3	0	102	107
Riverside	1	1	0	0	26	0
Sewanee	1	0	1	0	5	11
South Carolina	83	49	31	3	1452	968
Southern Cal.	1	0	1	0	0	30
Southwestern	2	1	0	1	33	18
Tennessee	18	5	11	2	127	255
Texas A&M	2	0	2	0	15	54
Texas Christian	3	2	1	0	36	21
Tulane	10	4	6	0	146	175
Vanderbilt	4	1	3	0	32	111
Villanova	2	1	1	0	38	14
Virginia	25	25	0	0	740	284
Virginia Military	12	5	5	2	194	123
Virginia Tech	21	14	6	1	334	227
Wake Forest	51	39	11	1	1149	614
Western Carolina	3	3	0	0	82	30
Wofford	12	9	3	0	229	63
TOTALS	832	455	335	42	14,341	11,043

CLEMSON vs. MAJOR CONFERENCES

ATLANTIC COAST	G	CU Wins	CU Lost	Tied	CU Pts	Opp Pts
Duke	30	17	12	1	557	480
Georgia Tech	50	12	36	2	620	1052
Maryland	34	14	19	1	534	646
North Carolina	34	20	13	1	599	567
N.C. State	54	35	18	1	813	604
Virginia	25	25	0	0	740	284
Wake Forest	51	39	11	1	1149	614
TOTALS	278	192	109	7	5012	4251

BIG EIGHT

Colorado	1	0	1	0	21	27
Missouri	2	2	0	0	58	23
Nebraska	1	1	0	0	22	15
Oklahoma	2	0	2	0	17	83
TOTALS	6	3	3	0	118	148

BIG TEN

Minnesota	1	0	1	0	13	20
Ohio State	1	1	0	0	17	15
TOTALS	2	1	1	0	30	35

PAC-10

Southern Cal	1	0	1	0	0	30
--------------	---	---	---	---	---	----

SOUTHEASTERN

Alabama	14	3	11	0	117	356
Auburn	44	11	31	2	356	867
Florida	13	3	9	1	161	313
Georgia	54	14	36	4	555	955
Kentucky	10	3	6	0	108	152
LSU	1	0	1	0	0	7
Mississippi	2	0	2	0	7	39
Mississippi St.	2	1	0	1	28	14
Tennessee	18	5	11	2	127	255
Vanderbilt	4	1	3	0	32	111
TOTALS	162	41	111	10	1481	3069

SOUTHERN

Appalachian State	1	1	0	0	40	7
Citadel	33	27	5	1	592	128
Davidson	20	11	5	4	239	125
Furman	48	34	10	4	1089	375
VMI	12	5	5	2	194	123
Western Carolina	3	3	0	0	82	30
TOTALS	117	81	25	11	2236	788

SOUTHWEST

Baylor	1	0	1	0	18	24
Rice	7	4	3	0	102	107
Texas A&M	2	0	2	0	15	54
Texas Christian	3	2	1	0	36	21
TOTALS	13	6	7	0	171	206

MAJOR INDEPENDENTS

Army	1	0	1	0	6	21
Boston College	14	7	5	2	278	236
Florida State	3	1	2	0	35	93
Miami (FL)	5	1	4	0	28	95
Navy	1	1	0	0	15	7
Notre Dame	2	1	1	0	33	31
Pittsburgh	1	0	1	0	3	34
South Carolina	83	49	31	3	1452	968
Tulane	10	4	6	0	146	175
Virginia Tech	21	14	6	1	334	227
TOTALS	163	78	57	6	2336	1885

Clemson in TV Games

The Gang's All Here

Only twice in Clemson history have all four starters in the secondary intercepted a pass in the same game, ironically both occurrences took place this decade. In the 1981 Tulane game in New Orleans Terry Kinard, Tim Childers, Hollis Hall and Anthony Rose all had thefts to help Clemson to a 13-5 win. Three years later in the 1984 Georgia game in Athens, Clemson had five interceptions. Ty Davis, Reggie Pleasant, Kenny Danforth and Ronald Watson all had interceptions and started the game. It was not enough, however, as Clemson had seven turnovers offensively and Georgia won, 26-23.

Opponent	Score	W-L	Site	Coverage
1957				
Colorado	21-27	L	N	National (CBS - Orange Bowl)
1958				
N.C. State	13-6	W	A	Regional (NBC)
Louisiana State	0-7	L	N	National (NBC - Sugar Bowl)
1959				
Texas Christian	23-7	W	N	National (CBS - Bluebonnet Bowl)
1966				
Duke	9-6	W	H	Regional (ABC)
1968				
Wake Forest	20-20	T	A	Regional (ABC)
N.C. State	24-19	W	A	Regional (ABC)
1973				
N.C. State	6-29	L	H	Regional (ABC)
1976				
Georgia	0-41	L	A	Regional (ABC)
Maryland	0-20	L	A	Regional (ABC)
1977				
Notre Dame	17-21	L	H	*National (C.D. Chesley)
South Carolina	31-27	W	A	Regional (ABC)
Pittsburgh	3-34	L	N	National (ABC - Gator Bowl)
1978				
Virginia Tech	38-7	W	H	Regional (ABC)
N.C. State	33-10	W	A	Regional (ABC)
Ohio State	17-15	W	N	National (ABC - Gator Bowl)
1979				
Maryland	0-19	L	H	Regional (ABC)
N.C. State	13-16	L	H	*National (ESPN)
Wake Forest	31-0	W	H	Regional (ABC)
Notre Dame	16-10	W	A	*National (C.D. Chesley)
South Carolina	9-13	L	A	*National (ESPN)
Baylor	18-24	L	N	National (CBS - Peach Bowl)
1980				
Georgia	16-20	L	A	*National (ESPN)
Wake Forest	35-33	W	A	*National (ESPN)
North Carolina	19-24	L	H	Regional (ABC)
1981				
Georgia	13-3	W	H	*National (USA)
Kentucky	21-3	W	A	Regional (ABC)
Wake Forest	82-24	W	H	*National (USA)
North Carolina	10-8	W	A	Regional (ABC)
Maryland	21-7	W	H	*National (USA)
South Carolina	29-13	W	A	*National (ESPN)
Nebraska	22-15	W	N	National (NBC - Orange Bowl)

1982				
Georgia	7-13	L	A	National (ABC)
Boston College	17-17	T	H	Regional (CBS) *(National) USA)
Kentucky	24-6	W	H	*National (USA)
Virginia	48-0	W	A	National (WTBS)
N.C. State	38-29	W	A	*National (ESPN)
North Carolina	16-3	W	H	*National (USA)
Maryland	24-22	W	A	Regional (CBS)
South Carolina	24-6	W	H	National (USA)
Wake Forest	21-17	W	N	*National (ESPN-Mirage Bowl)

1983				
Boston College	16-31	L	A	*National (ESPN)
Georgia	16-16	T	H	*National (ESPN)
Georgia Tech	41-14	W	H	*National (ESPN)
Virginia	42-21	W	H	*National (USA)
Duke	38-31	W	A	*National (USA)
N.C. State	27-17	W	H	*National (USA)
Wake Forest	24-17	W	H	*National (ESPN)
N. Carolina	16-3	W	A	*National (ESPN)
Maryland	52-27	W	H	*National (USA)
S. Carolina	22-13	W	A	*National (ESPN)

1984				
Virginia	55-0	W	A	*National (ESPN)
Georgia	23-26	L	A	*National (ESPN)
Georgia Tech	21-28	L	A	*National (ESPN)
North Carolina	20-12	W	H	*National (ESPN)
Duke	54-21	W	H	*National (ESPN)
N.C. State	35-34	W	A	*National (ESPN)
Wake Forest	37-14	W	H	*National (ESPN)
Virginia Tech	17-10	W	H	*National (ESPN)
Maryland	23-41	L	N	*National (ESPN)
South Carolina	21-22	L	H	*National (ESPN)

1985				
Georgia	13-20	L	H	National (CBS)
Virginia	27-24	W	H	Regional (Jefferson-Pilot)
North Carolina	20-21	L	A	Regional (Jefferson-Pilot)
Maryland	31-34	L	H	Split National (CBS)
Minnesota	13-20	L	N	National (Mizlou-Independence Bowl)

TV Games:	(66)	40-23-3	ABC:	9-6-1
National Cable:	(38)	26-10-2	NBC:	2-1-0
National Network:	(9)	3-6-0	CBS:	2-3-1
Regional Network:	(19)	11-7-1	ESPN:	13-8-1
Home Games:	(30)	19-9-2	WTBS:	1-0-0
Away Games:	(26)	17-8-1	USA:	10-0-1
Neutral Sites:	(10)	4-6-0		

*—Indicates Delayed Telecast

Clemson in NCAA Statistics

(Top 25 Since 1951)

Roster Balance

Of the 93 players considered to be on the active roster for the 1981 National Championship team there were 23 players from North Carolina, 23 from South Carolina and 23 from Georgia. Twelve states and one foreign country were represented on the roster. There were five players from Ohio, six from Florida, four from Virginia, three from Pennsylvania, two from New Jersey and one each from Alabama, Tennessee, Arizona and Maryland. As far as the division by class is concerned, 16 were seniors, 31 juniors, 30 sophomores and 16 freshmen.

NCAA STATS

Year	Player/Team	Category	Finish	Figure
1951	Billy Hair	Total Offense	6th	1579
	Glenn Smith	Receiving	19th	35
	Clemson	Total Defense	20th	231.7
	Clemson	Pass Defense	20th	91.2
	Clemson	Interceptions	6th	13.8%
1953	Dreher Gaskin	Pass Receiving	21st	22
1954	Joe Pagliei	Punting	25th	36.7
	Clemson	Punt Returns	16th	14.9
	Clemson	Total Defense	3rd	176.1
	Clemson	Rushing Defense	4th	96.9
1955	Joel Wells	Rushing	7th	782
	Joe Pagliei	Punting	15th	39.1
1956	Joel Wells	Rushing	18th	678
	Harvey White	Total Offense	18th	1038
	Clemson	Total Offense	19th	327.7
	Clemson	Rushing Offense	22nd	223.2
	Clemson	Total Defense	16th	215.9
	Clemson	Pass Defense	14th	59.7
	Clemson	Interception Avoid	11th	5.4%
	Clemson	Scoring Defense	11th	7.8
1958	Bobby Morgan	Punt Returns	20th	15.9
	Clemson	Total Offense	21st	315.3
	Clemson	Rushing Offense	11th	225.8
1959	Bill Mathis	Scoring	10th	70
	George Usry	Punt Return Yards	7th	175
	Bill Mathis	Kickoff Returns	14th	294
	Clemson	Scoring	6th	26.2
	Clemson	Total Defense	11th	197.1
	Clemson	Rushing Defense	6th	108.5
	Clemson	Kickoff Returns	8th	24.1
	Clemson	Kickoff Returns	8th	24.1
1960	Bill McGuirt	Scoring	20th	54
	Lon Armstrong	Kick Scoring	10th	33
	Clemson	Total Offense	25th	305.2
	Clemson	Total Defense	18th	214.3
	Clemson	Rushing Defense	12th	114.3
	Clemson	Fewest Fumbles	2nd	6
1961	Eddie Wernitz	Punting	9th	40.2
	Lon Armstrong	Kick Scoring	20th	29
	Elmo Lam	Punt Returns	11th	179
	Clemson	Pass Offense	19th	129.2
	Clemson	Punting	14th	38.8
	Clemson	Punt Returns	5th	14.8
1962	Eddie Wernitz	Punting	11th	40.7
	Rodney Rogers	Kick Scoring	15th	33
	Clemson	Punting	8th	39.7
	Clemson	PATs	12th	21
	Clemson	Field Goals	3rd T	7
1963	Frank Pearce	Kick Scoring	17th	33
	Hugh Mauldin	Punt Returns	12th	193
	Clemson	Total Offense	20th	313.9
	Clemson	Total Defense	5th	184.7
	Clemson	Rushing Defense	6th	93.1
1966	Buddy Gore	Rushing	23rd	750
	Buddy Gore	Rushing	8th	1045
1969	Ray Yauger	Rushing	15th	968
	John Shields	Kickoff Returns	14th	21.6

1970	Jack Anderson	Punting	9th	41.0
	Don Kelley	Punt Returns	6th	16.2
1973	Ken Pengitore	Total Offense	10th	176.5
	Mitch Tyner	Punting	14th	41.8
	Clemson	Punting	12th	41.8
1977	Steve Fuller	Total Offense	19th	172.7
1978	Lester Brown	Scoring	4th	9.3
	Obed Ariri	Scoring	12th	7.4
	Jerry Butler	Receiving	10th	4.9
	Steve Fuller	Total Offense	21st	182.1
	Willie Jordan	Punt Returns	4th	13.8
	Clemson	Total Offense	4th	436.7
	Clemson	Rushing Offense	6th	296.5
	Clemson	Scoring Offense	5th	31.9
	Clemson	Total Defense	15th	254.2
	Clemson	Pass Defense	8th	100.3
	Clemson	Scoring Defense	5th	10.5
	Clemson	Punt Returns	2nd	13.5
	Clemson	Turnover Margin	5th	1.6
1979	David Sims	Punting	4th	44.4
	Obed Ariri	Field Goals	5th	1.36
	Clemson	Total Defense	7th	237.5
	Clemson	Scoring Defense	3rd	8.4
	Clemson	Rushing Defense	10th	117.5
	Clemson	Net Punting	4th	41.0
	Clemson	Turnovers Lost	3rd	18
	Clemson	Turnovers Lost	3rd	18
1980	Perry Tuttle	Receiving	13th	4.8
	Obed Ariri	Scoring	9th	7.9
	Obed Ariri	Field Goals	1st	2.09
1981	Homer Jordan	Passing Eff.	12th T	133.4
	Dale Hatcher	Punting	19th	43.2
	Terry Kinard	Interceptions	15th T	0.56
	Clemson	Scoring Defense	2nd	8.2
	Clemson	Total Defense	7th	251.5
	Clemson	Rushing Defense	8th	88.7
	Clemson	Turnover Margin	6th	+1.45
1982	Cliff Austin	Rushing	11th	106.4
	Cliff Austin	Scoring	15th	8.4
	Johnny Rembert	Interceptions	8th	0.6
	Clemson	Scoring Defense	10th	13.4
	Clemson	Rushing Defense	10th	97.4
	Clemson	Rushing Defense	10th	97.4
1983	Bob Paulling	Scoring	11th	8.2
	Bob Paulling	Field Goals	10th	1.64
	Bob Paulling	Kick Scoring	6th	8.2
	Mike Eppley	Passing Eff.	3rd	146.0
	Dale Hatcher	Punting	7th	43.6
	Ray Williams	Kickoff Returns	11th	23.5
	Clemson	Rush Offense	12th	250.2
	Clemson	Scoring Offense	10th	30.7
	Clemson	Net Punting	9th	40.3
	Clemson	Turnover Margin	8th	+1.273
	Clemson	Turnover Margin	8th	+1.273
1984	Mike Eppley	Passing Eff.	25th	123.8
	Dale Hatcher	Punting	20th	43.7
	William Perry	TL/Game	1st	2.45
	Donald Igwebuike	Field Goal %	1st	.947
	Donald Igwebuike	Kick Scoring	9th	8.1
	Donald Igwebuike	Scoring	13th	8.1
	Clemson	Scoring	9th	31.5
	Clemson	Net Punting	3rd	42.7
	Clemson	Net Punting	3rd	42.7
1985	Kenny Flowers	Rushing	24th T	95.6
	David Treadwell	Field Goals	25th T	1.36
	Clemson	Rushing Offense	13th	225.2

Clemson Broadcast Group

First Flight

The first time Clemson flew to a football game took place in 1947. Clemson flew on Capital Airlines to Boston for the Boston College game. Coach Howard bought all 50 seats on the commercial flight for the team and it was the first time he had ever been on a plane. Howard liked the flight and the people and stayed with Capital Airlines and the same pilot and hostess for 10 years. The hostess, who Howard remembers as a lady named "Brownie", knew the game of football and would come to the games and sit in the press box with one of the coaches. She would take notes about the game off what the coaches had told her and the staff would use them in their halftime presentation on the team.

The radio airways will echo a familiar sound, but the television screen will emit an altogether different picture as the Clemson Broadcast Group ushers in a new era of bringing Tiger football and basketball games to the Clemson following.

Last spring, Clemson Athletic Director Bobby Robinson announced that the CBG (Clemson Broadcast Group) had obtained exclusive rights to the Clemson football and basketball radio networks and the Clemson coaches television shows.

The CBG is comprised of private investors who will handle the marketing arm of the organization, headed by General Manager Mark Packer. WSPA-TV in Spartanburg, SC will serve as the new flagship station for the coaches television shows, while WFBC Radio will continue to be the flagship station for the football and basketball radio networks.

CBG is a unique concept for Clemson University in that the University as a whole will be marketed rather than just the athletic endeavors. "It's the 'family' of Clemson, from athletics to academics to facilities to the sponsors involved through advertisements that will be marketed," according to Packer.

It will be in the television realm where fans will notice the most change. A new show - **Clemson Illustrated** - is in the works beginning this fall.

This show, which will air each Friday prior to a Clemson football game, will highlight the Clemson student/athlete and follow a magazine style format.

Another area of significant change will be in the coaches' shows. **Clemson Football '86** will highlight more than just replays from game footage, it will provide more indepth interviews with the players, assistant coaches and other personnel involved with Clemson football.

Major expansion is planned in the television area as CBG extends the viewing areas and number of television markets previously accessible. The aim is to saturate more and more of the country with Clemson University.

The radio network will also reach more Clemson fans in-state and out this year.

Jim Phillips is in his 19th season broadcasting Clemson athletics and he is one of the most respected play-by-play men in the nation. The native of Youngstown, OH has described 198 Clemson football games and 509 Clemson basketball games in his career. His voice is truly synonymous with Clemson sports.

Phillips is sports director of WFBC radio in Greenville, SC and in addition to providing commentary on Clemson athletics, he is also the voice of the Greenville Braves of the AA South-


ern League. He does all 140 games for the Atlanta Braves number-two farm club, thus he is a very active man 12 months of the year.

He has long been regarded as one of the most reliable broadcasters in the business and he has proven it on many occasions. In the fall of 1982 he had a back injury that required disc surgery. The surgery took place just five days prior to the Western Carolina game, but he was on the scene at Clemson Memorial Stadium, as he broadcast the game standing up with a walker.

That same year Phillips saw his streak of consecutive basketball broadcasts snapped at an incredible 386. The streak was not snapped because of injury, however, it was stopped because he could not be at two places at the same time. The Clemson basketball team was in Alaska at the Great Alaska Shootout and the Clemson football team was in Japan participating in the Mirage Bowl against Wake Forest trying to clinch an ACC championship. Phillips opted for the trip to the Orient and his basketball streak went by the boards.

Phillips is a past president of the Atlantic Coast Conference Sportswriters Association. He is also a veteran of a dozen years as sports director at WFBC-TV in Greenville, a position he held between 1968 and 1980. He is a five-time winner of the Sportscaster-of-the-Year award in South Carolina.


Prior to coming to Greenville, Phillips broadcast play-by-play for Kent State University in both football and basketball for two years. During



Jim Phillips, Tim Bourret and Mike Eppley will bring Tiger football to Clemson fans all over the Southeast.



Stan Olenik



Jane Robelot

TAILGATE SHOW

The Tiger Tailgate Show returns for its 10th year under the direction of WFBC radio in Greenville. The program, which is on selected Clemson radio network stations three hours prior to Tiger games, is a popular program about the day's activities at the stadium.

Host Russ Cassell brings you interesting interviews with former players, coaches, fans and dignitaries and in general gets every Tiger fan ready for the spectacle that is Clemson football. Jane Robelot and Bert Henderson are the co-hosts for the program.

that period, he was the sports and program director for WFAH radio in Alliance, OH. He also freelanced a late night sports show on WJAN-TV in Canton, OH.

Tim Bourret and Mike Eppley will assist Phillips on the radio network this season. Bourret has broadcast with Phillips for four seasons on the football radio network and for seven years on the basketball network. The 1977 Notre Dame graduate has also worked selected Greenville Braves games with Phillips in recent years and has play-by-play experience in basketball and baseball. He is Clemson's associate sports information director.

Eppley will be joining the broadcast team for the first time. The native of Charlotte, NC is Clemson's number-two ranked passer in terms of efficiency rating and he guided Clemson to 21 victories as the starting quarterback between 1982 and 1984. He is also the school record holder for touchdown passes with 28. Eppley, who recently earned his MBA from the Clemson/Furman program, will deal with the strategical aspects of the game. He replaces Clyde Wrenn, who is now assistant athletic director for football operations at Clemson.

Stan Olenik is in his first year as host of the Clemson football shows. He is a veteran of nearly 15 years in television and has been at WSPA-TV in Spartanburg as the sports director for 12 years. He has been chosen Sportscaster of the Year in South Carolina five times.

The native of Milwaukee, WI has served as sports director at WJKS-TV in Jacksonville, FL and WTVT-TV in Milwaukee. He also has writing experience as a reporter for the Florida Times Union and public relations experience as the PR director for the Jacksonville Express of the World Football League.

Assisting Olenik with the coaches shows will be Jane Robelot. The 1982 Clemson graduate is a noon news co-anchor and news reporter for WSPA-TV in Spartanburg. She has significant experience in sports, as she co-hosted Clemson football pre-game shows during the 1985 season. The native of Greenville also has radio experience with WCCP in Clemson and WFBC radio in Greenville. She is also in her fourth year as a co-host of the Tiger Tailgate show.

CLEMSON RADIO NETWORK TENTATIVE SEASON LINEUP

South Carolina

WAKN	Aiken 990 AM
WDOG	Allendale 1460 AM
WANS	Anderson 1280 AM
WWBD	Bamberg 790 AM
WBAW	Barnwell 740 AM
WBLR	Batesburg 1430 AM
WGCQ	Beaufort 92.1 FM
WBSC	Bennettsville 1550 AM
WAGS	Bishopville 1380 AM
WPUB	Camden 1130 AM
WKCN	Charleston 105 FM
WDZK	Chester 99.3 FM
WCRE	Cheraw 1420 AM
WCCP	Clemson 1560 AM
WCOS	Columbia 98 FM
WLAT	Conway 1330 AM
WDAR	Darlington 105.5 FM
WZNS	Dillon 800 AM
WJMX	Florence 970 AM
WEAC	Gaffney 1500 AM
WFBC	Greenville 93.7 FM
WSCZ	Greenwood 1450 AM
WGTV	Georgetown 1400 AM
WHBC	Hampton 1270 AM
WHSC	Hartsville 1450 AM
WHHR	Hilton Head 1130 AM
WRIX	Honea Path 103.1 FM
WJES	Johnston 1190 AM
WDKD	Kingstree 1310 AM
WJOT	Lake City 1260 AM
WLCM	Lancaster 1360 AM
WWWA	Langley 1510 AM
WYMB	Manning 1410 AM
WKXS	Marion 94.3 FM
WLVW	Moncks Corner 105.5 FM

WCSE	Myrtle Beach 1450 AM
WKMG	Newberry 1520 AM
WORG	Orangeburg 103.9 FM
WRHI	Rock Hill 1340 AM
WSNW	Seneca 1150 AM
WKDY	Spartanburg 1400 AM
WSSC	Sumter 1340 AM
WYAK	Surfside Beach 1270 AM
WBBR	Travelers Rest 1580 AM
WBCU	Union 1460 AM
WALD	Walterboro 1060 AM
WGOG	Walhalla 1000 AM
WCKM	Winnsboro 1250 AM

North Carolina

WSKY	Asheville 1230 AM
WCGC	Belmont 1270 AM
WPTL	Canton 920 AM
WCSL	Cherryville 1590 AM
WSRC	Durham 1410 AM
WHCH	Forest City 780 AM
WAKS	Fuquay Varina 1460 AM
WEWO	Laurinburg 1460 AM
WCAB	Rutherfordton 590 AM
WTNC	Thomasville 790 AM
WTAB	Tabor City 1370 AM
WTYN	Tryon 1550 AM
WADA	Shelby 1390 AM

Georgia

WCLB	Camilla 1400 AM
WWAM	Savannah 1450 AM
WLET	Toccoa 1420 AM

1985 Senior Career Stats

List of Interest

Chronological order of founding of ACC schools:

1. North Carolina	1789
2. Maryland	1807
3. Virginia	1819
4. Wake Forest	1834
5. Duke	1839
6. Georgia Tech	1885
7. Clemson	1889
N. C. State	1889

STEVE BERLIN

CAREER DEFENSIVE STATS

Year	GP-GS	Tot	Hits	Ast	TL-Yds	Sacks	PBUs	CF-RF
1981	2-0	1	1	0	1-8	1-8	0	0-0
1983	11-0	31	16	15	5-27	2-17	0	0-0
1984	11-11	78	48	30	9-25	2-13	1	0-0
1985	8-8	67	43	24	9-49	3-26	2	1-1
Totals	32-19	177	108	69	24-109	8-64	3	1-1

KENNY DANFORTH

CAREER DEFENSIVE STATS

Year	GP-GS	Tot	Hits	Ast	TL-Yds	PBUs	CF-RF	Int-Yds
1981	1-0	0	0	0	0-0	0	0-0	0-0
1983	8-0	7	4	3	1-3	0	0-0	0-0
1984	11-5	50	20	30	4-6	6	2-0	2-30
1985	9-8	55	23	32	3-9	3	2-2	2-24
Totals	29-13	112	47	65	8-18	9	4-2	4-54

STACEY DRIVER

CAREER OFFENSIVE STATS

Year	GP-GS	Rush	Yds	Avg	TD	LG	Rec	Yds	Avg
1982	5-0	8	18	2.3	0	4	0	0	0.0
1983	11-7	146	774	5.3	5	38	9	50	5.6
1984	11-8	139	627	4.5	8	22	4	53	13.3
1985	11-8	181	855	4.6	2	29	7	71	10.1
Totals	38-23	474	2274	4.8	15	38	20	174	8.7

Year	Att	Comp	Yds	TD	Int	LG	EFF
1982	0	0	0	0	0	0	0.0
1983	0	0	0	0	0	0	0.0
1984	2	2	43	1	0	30	445.0
1985	10	5	91	2	0	57	192.0
Totals	12	7	134	3	0	57	234.63

ELDRIDGE MILTON

CAREER DEFENSIVE STATS

Year	GP-GS	Tot	Hits	Ast	TL-Yds	CF-RF	Int-Yds
1981	6-0	3	2	1	0-0	0-0	0-0
1983	11-8	78	43	35	1-3	1-2	1-4
1984	10-7	75	40	35	2-13	3-1	0-0
1985	12-2	61	41	20	0-0	1-0	1-0
Totals	39-17	227	126	91	3-16	5-3	2-4

ANDY NEWELL

CAREER PUNTING STATS

Year	GP-GS	No	Yds	Avg	-20	+50	LP	Net
1984	2-0	2	102	51.0	0	1	55	51.0
1985	12-12	57	2276	39.9	9	5	59	36.6
Totals	14-11	59	2378	40.3	9	6	59	39.4

MIKE ISSACS

CAREER DEFENSIVE STATS

Year	GP-GS	Tot	Hits	Ast	TL-Yds	PBUs	CF-RF	Int-Yds
1981	1-0	0	0	0	0-0	0	0-0	0-0
1983	3-0	1	1	0	0-0	0	0-0	0-0
1984	9-2	9	4	5	0-0	5	0-0	0-0
1985	4-0	18	7	11	0-0	1	0-1	0-0
Totals	17-2	28	12	16	0-0	6	0-1	0-0

CLEMSON'S HIGHEST SCORING QUARTERS

1st Q	2nd Q	3rd Q	4th Q	Site, Opp., Score	Date
	35			h-Wake Forest (82-24)	10/31/81
	28			h-Presbyterian (55-0)	9/23/50
		28		a-Boston Co. (35-14)	11/11/50
			28	h-Auburn (34-0)	11/24/51
	27		28	h-Furman (42-14)	11/26/60
		27		h-Presbyterian (76-0)	9/22/45
			27	a-Virginia (47-0)	9/26/59
		26		h-Duke (39-22)	10/19/58
			26	h-Presbyterian (76-0)	9/22/45
26		26		h-Presbyterian (53-13)	9/20/52
			26	h-The Citadel (59-0)	11/27/54
	24			h-VMI (57-12)	11/11/44
	23			a-N. Carolina (37-29)	10/10/73
	23			h-The Citadel (58-3)	9/16/78
			22	a-Furman (56-3)	11/28/59
	21			h-VA Tech (35-0)	11/10/45
		21	21	h-Presbyterian (69-7)	9/17/45
		21		a-Furman (28-21)	11/19/49
			21	h-Duquesne (53-20)	11/4/50
			21	a-Furman (40-20)	11/26/55
21			21	h-Presbyterian (66-0)	9/21/57
			21	a-W. Forest (28-7)	9/24/60
		21		a-Virginia (55-0)	9/8/84

OPPONENTS' HIGHEST SCORING QUARTERS

1st Q	2nd Q	3rd Q	4th Q	Site, Opp., Score	Date
		28		a-Tulane (13-54)	11/9/46
	28			a-N.C. State (17-42)	11/18/72
			26	a-Miami (F.) (7-39)	10/9/53
			26	a-W. Forest (35-33)	11/1/80
25				a-GA Tech (6-41)	11/20/43
	23			a-Auburn (0-51)	10/11/69
	22			a-N. Carolina (15-32)	11/15/69
	21			h-W. Forest (21-35)	10/29/49
			21	a-Furman (28-21)	11/19/49
			21	a-Florida (13-54)	10/11/52
21				a-GA Tech (6-38)	10/2/65
		21		a-Auburn (0-51)	10/11/69
21				h-N. Carolina (7-42)	11/14/70
	21			a-Georgia (0-38)	9/26/70
			21	a-GA Tech (7-28)	10/3/70
		21		a-Oklahoma (3-52)	9/30/72
			21	a-Maryland (6-31)	11/11/72
			21	a-Maryland (0-41)	10/12/74

HIGHEST SCORING QUARTERS BY BOTH TEAMS

(Clemson Scoring First in Parenthesis)

1st Q	2nd Q	3rd Q	4th Q	Site, Opp., Score	Date
			42 (27-15)	h-Duke (39-22)	10/19/68
42 (35-7)				h-Wake Forest (82-24)	10/31/81
	37 (23-14)			h-N. Carolina (37-29)	10/11/73
			36 (28-8)	h-Furman (42-14)	11/26/60
			35 (9-26)	a-W. Forest (35-33)	11/1/80
			34 (21-13)	a-Furman (40-20)	11/26/55
			34 (20-14)	a-W. Forest (20-36)	9/17/70
			33 (7-26)	a-Miami (F.) (7-39)	10/9/53
			31 (19-12)	h-Boston Col. (34-12)	11/22/58
	31 (17-14)			a-Duke (30-35)	10/19/67
	31 (14-17)			a-Auburn (21-43)	10/14/67
			30 (14-16)	a-Tennessee (28-29)	10/26/74
	29 (7-22)			a-N. Carolina (15-32)	11/15/69
			29 (21-8)	a-Maryland (24-11)	10/31/70
			29 (15-14)	h-S. Carolina (32-28)	11/21/70
		28 (0-28)		a-Tulane (13-54)	11/9/46
			28 (21-7)	h-Presbyterian (69-7)	9/17/49
	28 (7-21)		28 (14-14)	h-W. Forest (21-35)	10/29/49
			28 (21-7)	a-Furman (28-21)	11/19/49
	28 (28-0)			h-Presbyterian (55-0)	9/23/50
			28 (7-21)	h-Duquesne (53-20)	11/4/50
		28 (28-0)		a-Boston Col. (35-14)	11/11/50
			28 (28-0)	h-Auburn (34-0)	11/24/51
	28 (14-14)			a-Oklahoma (14-31)	9/21/63
			28 (14-14)	a-Virginia (21-14)	9/20/69
	28 (0-28)			a-N.C. State (17-42)	11/18/72
	28 (20-8)			h-N. Carolina (54-32)	11/9/74

Tiger Records



Interview Notes

Individual Records

(Includes Bowl Games, returning players in Boldface)

Conference Leader

Clemson has led the Atlantic Coast Conference in attendance, both total and average for each of the past eight years. The Tigers' string started in 1978 when an average of 53,619 fans attended six home games. Clemson has averaged over 74,000 fans for each of the last three seasons and the 1985 average of 76,736 was the sixth highest figure in the nation. Clemson has been in the top 10 nationally in each of the last three years.

RUSHING

MOST RUSHES

Game: 36, Jim Shirley vs. N.C. State, 1951; Ray Yauger vs. Wake Forest, 1969
Season: 230, Buddy Gore, 1967
Career: 600, Buddy Gore, 1966-67-68

MOST YARDS RUSHING

Game: 260, Cliff Austin vs. Duke, 1982
Season: **1200, Kenny Flowers, 1985**
Career: 2571, Buddy Gore, 1966-67-68

100-YARD GAMES

Season: **7 by Kenny Flowers (1985)**
Career: 11 by Buddy Gore (1966-68); **11 by Kenny Flowers (1983-85)**

LONGEST SCORING RUN

90 Yards, Banks McFadden vs. Presbyterian, 1939; Buck George vs. Furman, 1951

BEST RUSHING AVERAGE

Game: 30.4, Ken Moore vs. The Citadel, 1954 (5 for 152)
Season: 7.2, Billy Poe, 1945 (53 for 380)
Career: 3 years: 5.92, Jackie Calvert, 1948-49-50 (194 for 1149)
4 years: 5.69, Ray Mathews, 1947-48-49-50 (331 for 1886)

MOST TOUCHDOWNS RUSHING

Game: 5, Maxcey Welch vs. Newberry, 1930
Season: 17, Lester Brown, 1978
Career: 31, Lester Brown, 1976-77-78-79

YARDS RUSHING BY A QUARTERBACK

Game: 140 by Mike O'Cain vs. N.C. State, 1976
Season: 649 by Steve Fuller, 1978
Career: 1,737 by Steve Fuller, 1975-78

FORWARD PASSING

MOST PASSES ATTEMPTED

Game: 48, Tommy Kendrick vs. Florida State, 1970
Season: 267, Tommy Kendrick, 1970
Career: 644 Tommy Kendrick, 1969-70-71

MOST PASSES COMPLETED

Game: 25, Tommy Kendrick vs. Florida State, 1970
Season: 133, Tommy Kendrick, 1970
Career: 303, Tommy Kendrick, 1969-70-71

MOST YARDS PASSING

Game: 323, Thomas Ray vs. North Carolina, 1965
Season: 1655, Steve Fuller, 1977
Career: 4359, Steve Fuller, 1975-76-77-78

YARDS PER COMPLETION

Game: (Min. 8 Completions) 28.0 (9 for 252) by Tommy Kendrick vs. Virginia 1971
Season: (Min. 75 Attempts) 22.55, Sid Tinsley, 1944
Career: (Min. 100 Attempts) 19.9, Bobby Gage, 1945-48

YARDS PER ATTEMPT

Game: (Min. 8 Attempts) 22.0 (11 for 245) by Bobby Gage vs. Furman, 1947
Season: (Min. 75 Attempts) 9.19, Bobby Gage, 1947
Career: (Min. 100 Attempts) 8.81, Bobby Gage, 1945-48

INTERCEPTION AVOIDANCE

Season: (Min. 75 Attempts) 2.14%, Steve Fuller, 1978
Career: (Min. 100 Attempts) 3.53%, Billy Lott, 1977-79

MOST TOUCHDOWN PASSES

Game: 4, Bobby Gage vs. Auburn, 1947
Season: 14, Mike Eppley, 1984
Career: 28, Mike Eppley, 1980-82-83-84

LONGEST SCORING PASS

97 yards, Mark Fellers to Craig Brantley vs. Virginia, 1974

COMPLETION PERCENTAGE

Game: (Min. 9 Comp.) 1.000 (9-9) by Steve Fuller vs. The Citadel, 1978
(Min. 10 Comp.) .800 (12-15) by Mike Eppley vs. Virginia, 1983
(Min. 15 Comp.) .689 (20-29) by Homer Jordan vs. Maryland, 1981
Season: (Min. 80 Comp.) .596 (99-166) by Mike Eppley (1983)
Career: .561 (252-449), Mike Eppley, 1980-84

MOST PASSES HAD INTERCEPTED

Game: 5, Don King vs. Auburn, 1953
Season: 20, Tommy Kendrick, 1969
Career: 42, Tommy Kendrick, 1969-70-71

PASSING EFFICIENCY

Season: (Min. 75 Comp.) 146.0 by Mike Eppley (1983)
Career: (Min. 100 Comp.) 131.30, Mark Fellers (1972-74)

TOTAL OFFENSE

MOST OFFENSIVE PLAYS

Game: 53, Tommy Kendrick vs. Florida State, 1970
Season: 383, Steve Fuller, 1977
Career: 1089, Steve Fuller, 1975-76-77-78

MOST YARDS RUN AND PASS

Game: 374, Bobby Gage vs. Auburn, 1947
Season: 2164, Steve Fuller, 1978
Career: 6096, Steve Fuller, 1975-76-77-78

YARDS PER PLAY

Game: 12.0, Billy Hair vs. Duquesne, 1950 (24 plays, 104 rush, 185 pass for 289)
Season: 8.1, Jackie Calvert, 1950 (157 plays, 714 rush, 557 pass for 1271)
Career: 3 years: 5.91, Jimmy Addison, 1965-66-67 (472 plays, 172 rush, 2616 pass for 2788)
4 years: 6.32, Bobby Gage, 1945-46-47-48 (594 plays, 1309 rush, 2448 pass for 3757)

200-YARD GAMES

Season: 4 by Billy Hair, 1951; 4 by Steve Fuller (1978); 4 by Homer Jordan (1981)
Career: 9 by Steve Fuller (1975-78)

PASS RECEIVING

MOST PASSES CAUGHT

Game: 11, Phil Rogers vs. North Carolina, 1965
Season: 58, Jerry Butler, 1978
Career: 150, Perry Tuttle, 1978-79-80-81

MOST YARDS GAINED

Game: 163, Jerry Butler vs. Georgia Tech, 1977
Season: 915, Perry Tuttle, 1980
Career: 2534, Perry Tuttle, 1978-79-80-81

YARDS PER RECEPTION

Game: (Min. 5 rec.) 32.6 by Jerry Butler (5-163) vs. Georgia Tech, 1977
Season: (Min. 10 rec.) 30.7 by Whitey Jordan (12-369) in 1957
Career: (Min. 25 rec.) 28.0 by Craig Brantley (27-755), 1973-75

MOST TOUCHDOWN PASSES CAUGHT

Game: 3, Dreher Gaskin vs. Auburn, 1953
Season: 8, Perry Tuttle, 1981, **Terrance Roulhac, 1984**
Career: 18, Glenn Smith, 1949-50-51

RECEPTIONS BY A RUNNING BACK

Game: 7 (for 31 yards) by Dick Bukowsky vs.
Florida State, 1970
Season: 21 by Ray Yauger, 1969
Career: 45 by Ray Yauger, 1968-69-70

RECEPTIONS BY A TIGHT END

Game: 6 by Jack Anderson vs. N.C. State, 1968; by John
McMakin vs. UNC, 1971; by Bennie Cunningham vs.
Wake Forest 1975
Season: 40 by John McMakin, 1970
Career: 93 by John McMakin, 1969-71

CONSECUTIVE GAMES CATCHING A PASS

Career: 35 by Jerry Butler, 1975-78. Caught at least 1 pass
in all games in 1976, 1977 and 1978.

INTERCEPTIONS

MOST INTERCEPTIONS

Game: 3, Kit Jackson vs. Wake Forest, 1965
Season: 7, Fred Knoebel, 1951
Career: 17, Terry Kinard, 1978-82

MOST YARDS INTERCEPTION RETURNS

Game: 101, Willie Underwood on 2 interceptions vs.
South Carolina, 1980
Season: 156, Don Kelley on 3 interceptions, 1970
Career: 275, Rex Varn on 10 interceptions, 1976-77-78-79

LONGEST INTERCEPTION RETURN

100 yards (102 actual), Don Kelley vs. Duke, 1970

PUNTING

MOST PUNTS

Game: 13, Marion Butler vs. Wake Forest, 1942
Season: 81, David Sims, 1979
Career: 197, David Sims, 1977-78-79-80

BEST PUNTING AVERAGE

Game: (Min. 4 punts) 51.0 (6 for 306 yards), Dale Hatcher vs.
Kentucky 1981
Season: (Min. 25 punts) 43.9, David Sims, 81 punts, 1979
Career: (Min. 50 punts) 42.9, Dale Hatcher, 191 punts, 1981-84

LONGEST PUNT

81 yards, Mitch Tyner vs. Texas A&M, 1973

BEST NET PUNTING AVERAGE

Game: (Min. 4 punts) 46.7 by Dale Hatcher (6 punts) vs.
Kentucky, 1981
Season: 42.7 by Dale Hatcher, 54 punts in 1984
Career: 40.7 by Dale Hatcher, 1981-84

PUNTS OVER 50 YARDS

Game: 6 by Banks McFadden (12 punts) vs. Tulane, 1939
Season: 22 by Banks McFadden (65 punts) in 1939
Career: 44 by Dale Hatcher (191 punts), 1981-84

PUNTS INSIDE THE 20

Game: 6 by Dale Hatcher vs. Georgia, 1982
Season: 24 by David Sims in 1979
Career: 69 by Dale Hatcher, 1981-84

TOTAL PUNTING YARDS

Game: 504 by Banks McFadden vs. Tulane, 1939
Season: 3,468 by David Sims, 1979
Career: 8,126 by David Sims, 1977-80

MOST PUNTS BLOCKED

2, Wingo Avery vs. The Citadel, 1954

PUNT RETURNS

MOST PUNT RETURNS

Game: 10, Shad Bryant vs. Furman, 1939
Season: 34, Billy Davis, 1981
Career: 88, Marion Butler, 1941-42-43-45

MOST YARDS PUNT RETURNS

Game: 167, Don Kelley on 4 returns vs. Maryland, 1970
Season: 487, Shad Bryant on 27 returns, 1938
Career: 779, Shad Bryant, 1937-38-39

LONGEST PUNT RETURN

100 yards (108 actual), Richie Luzzi vs. Georgia, 1968
(missed field goal attempt)

KICKOFF RETURNS

MOST KICKOFF RETURNS

Game: 7, John Shields vs. Alabama, 1969
Season: 28, Bob Bosler, 1970
Career: **66, Ray Williams, 1983-84-85**

MOST YARDS KICKOFF RETURNS

Game: 174, David Thomas on 5 returns vs. Georgia Tech,
1972
Season: 568, Bob Bosler on 28 returns, 1970
Career: **1350, Ray Williams on 66 returns, 1983-84-85**

LONGEST KICKOFF RETURN

99 yards, Bill Mathis vs. Georgia Tech, 1959

SCORING

MOST POINTS SCORED

Game: 33, Maxcey Welch vs. Newberry, 1930
Season: 102, Lester Brown, 1978
Career: 288, Obed Ariri, 1977-78-79-80

MOST TOUCHDOWNS

Game: 5, Maxcey Welch vs. Newberry, 1930 (all rushing)
Season: 17, Lester Brown, 1978 (all rushing)
Career: 32, Lester Brown, 1976-77-78-79 (31 rush,
1 receiving)

MOST TOUCHDOWNS RUSHING

Game: Same As For Most Touchdowns
Season: Same As For Most Touchdowns
Career: 31, Lester Brown, 1976-77-78-79

MOST TOUCHDOWNS RUN AND PASS

Game: 5, Maxcey Welch vs. Newberry, 1930; Bobby Gage vs.
Auburn, 1947
Season: 19, Mark Fellers, 1974
Career: 44, Steve Fuller, 1975-76-77-78

LONGEST SCORING LATERAL

65 yards, Don Willis to Shad Bryant vs. George Washington,
1938

LONGEST RUN WITH FUMBLE RECOVERY

83 Yards, Tim Childers vs. Western Carolina, 1982

MOST POINTS AFTER TOUCHDOWNS MADE

Game: 9 (of 10), Tommy Chandler vs. Presbyterian, 1949
Season: 44 (of 46), Obed Ariri, 1978
Career: 107 (of 109), Bob Paulling, 1979-81-82-83

BEST EXTRA POINT PERCENTAGE

Season: 1.000 (41-41) by Donald Igwebuike, 1984; 1.000
(32-32) by Bob Paulling, 1982; **1.000 (25-25) by David
Treadwell, 1985**
Career: 1.000 (43-43) by Donald Igwebuike, 1981-82-83-84

MOST CONSECUTIVE EXTRA POINTS

70, Bob Paulling (Last 3 in 1981, All 32 in 1982,
First 35 in 1983)

MOST FIELD GOALS

Game: 4, Obed Ariri vs. Wake Forest, 1977; Obed Ariri vs. North
Carolina, 1979; Obed Ariri vs. N.C. State, 1980; Obed Ariri vs.
Wake Forest, 1980
Season: 23, Obed Ariri, 1980
Career: 63, Obed Ariri, 1977-78-79-80

BEST FIELD GOAL PERCENTAGE

Season: .941 (16-17) by Donald Igwebuike, 1984
Career: .829 (34-41) by Bob Paulling, 1979-81-82-83

MOST KICK-SCORING POINTS

Game: 15 by Obed Ariri, vs. Wake Forest, 1978 and 1980;
by Donald Igwebuike vs. Duke, 1984
Season: 90 by Bob Paulling, 1983
Career: 288 by Obed Ariri, 1977-78-79-80

MOST MULTIPLE FIELD GOAL GAMES

Season: 8 by Obed Ariri, 1980
Career: 17 by Obed Ariri, 1977-78-79-80

MOST CONSECUTIVE FIELD GOALS KICKED

Season: 14 by Obed Ariri, 1980

CONSECUTIVE GAMES KICKING A FIELD GOAL

Career: 15 by Obed Ariri (Last 6 games of 1979, First
9 games of 1980)

LONGEST FIELD GOAL MADE

57 yards, Obed Ariri vs. Wake Forest, 1977

Team Records

(Includes Bowl Games)

List of Interest

Most games coached at Clemson:

1. Frank Howard	1940-69	295
2. Jess Neely	1931-39	85
3. Danny Ford	1978-present	81
4. Red Parker	1973-76	44
5. Bob Williams	1906, 09, 1913-15	41
Josh Cody	1927-30	41

SEASON

RUSHING

Most Rushes: 741 (1978)
Most Yard Rushing: 3469 (1978)
Most TD's Rushing: 39 (1978)
Attempts/Game: 66.8 (1978)
Yards/Game: 289.1 (1978)
Yards/Attempt: 5.3 (1950)

FORWARD PASSING

Most Passes Attempted: 302 (1970)
Most Passes Completed: 145 (1970)
Most Yards Passing: 1798 (1975)
Most TD's Passing: 17 (1984)
Most Passes Had Intercepted: 24 (1969)
Attempts/Game: 27.5 (1970)
Completions/Game: 13.2 (1970)
Completion %: 55.5 (1984)
Yards/Game: 175.5 (1969)
Lowest Interception %: 2.4 (1978)
Yards/Attempt: 9.8 (1950)
Yards/Completion: 23.3 (1950)

TOTAL OFFENSE

Most Total Plays: 949 (1978)
Most Total Yards: 5134 (1978)
Yards/Game: 427.8 (1978)
Yards/Play: 6.2 (1950)
400-Yard Games: 7 (1950, 1978, 1982)
Fewest Turnovers: 8 (1940)

PUNT RETURNS

Most Punts Returned: 53 (1945)
Most Yards Returned: 700 (1948)
Most TD's Punt Returns: 2 (1938, 1948, 1954, 1970)
Most TD's By Blocked Punt: 3 (1940, 1948)
Average Return: 17.1 (1948)

KICKOFF RETURNS

Most Kickoff Returns: 57 (1970)
Most Yards Returned: 1187 (1970)
Average Return: 23.9 (1959)

INTERCEPTION RETURNS

Most Passes Intercepted: 25 (1951)
Most Yards Returned: 361 (1951)
Most TD's By Interceptions: 3 (1959)

FIRST DOWNS

Most First Downs: 273 (1978)
Most First Downs Rushing: 192 (1978)
Most First Downs Passing: 89 (1969)

PENALTIES

Most Penalties: 94 (1978)
Most Yards Penalized: 823 (1978)

FUMBLES

Most Fumbles: 49 (1963)
Most Fumbles Lost: 26 (1963, 1975)

SCORING

Most Points Scored: 368 (12 Games, 1978)
Points/Game: 32.9 (1950)
Touchdowns: 48 (1950)
Least Points Scored: 19 (9 Games, 1931)
Most Times Held Scoreless: 6 (1929-26-31)
Most Field Goals: 23 (1980)
Most Field Goal Attempts: 30 (1980)
Highest Field Goal %: .944 (17-18) in 1984

Extra Points Made: 44 (1978)
Extra Points Attempted: 48 (1950)
Extra Point %: 1.000 (32-32), (1982); (25-25), (1985)

OTHER

Most Wins: 12 (1981)
Most Ties: 3 (1906)
Most Losses: 9 (1975)

GENERAL

Consecutive Wins

One Season: 12 - 1981
11 - 1948
10 - 1978
9 - 1982

Consecutive Seasons: 15 - 1947-48-49
13 - 1939-40
13 - 1980-81

Consecutive Games Without Defeat

16 - 1949-51-51 (2 ties)
15 - 1947-48-49 (0 ties)

Most Wins in Season

12 - 1981 (12-0)
11 - 1948 (11-0)
10 - 1978 (11-1)
9 - 1950 (9-0-1)
9 - 1959 - (9-2)
9 - 1982 - (9-1-1)
9 - 1983 - (9-1-1)

Consecutive Shutouts

Season: 6 - 1928

Consecutive Seasons: 6 - 1902-03

Consecutive Quarters Without Yielding a Touchdown:

19 in 1981

Consecutive Quarters Scoring A Point:

20 in 1983

TEAM SINGLE SEASON DEFENSE

RUSHING

Fewest Rushing Yards Allowed: 904 (1941)
Fewest Rushing Plays Allowed: 334 (1941)
Fewest Rushing Yards/Game Allowed: 93.1 (1963)
Fewest Rushing Yards/Play Allowed: 2.5 (1981)

TOTAL OFFENSE

Fewest Total Yards Allowed: 1575 (1939)
Fewest Plays Allowed: 462 (1943)
Fewest Yards/Game Allowed: 157.5 (1939)
Fewest Yards/Play Allowed: 3.0 (1939)

PASSING

Fewest Attempts Allowed: 105 (1938)
Fewest Completions Allowed: 32 (1939)
Fewest Passing Yards Allowed: 449 (1939)
Worst Opponent Comp. %: .294 (1939)
Fewest Passing Yards/Game Allowed: 33.0 (1938)

MISCELLANEOUS

Fewest First Downs Allowed: 80 (1939)
Fewest Points Per Game Allowed: 4.5 (1939)
Most Turnovers Forced: 41 (1981)
Most Quarterback Sacks: 44 (1981)

SINGLE GAME

RUSHING

Most Rushes: 78 vs. Duke, 1979
Most Yards Rushing: 536 vs. Wake Forest, 1981
Most TD's Rushing: 11 vs. Presbyterian, 1945

FORWARD PASSING

Most Passes Attempted: 48 vs. North Carolina, 1965;
48 vs. Florida State, 1970
Fewest Passes Attempted: 0 vs. South Carolina, 1956
Most Passes Completed: 25 vs. Florida State, 1970
Fewest Passes Completed: 0 vs. George Washington, 1938;
Presbyterian, 1942; South Carolina, 1943-44-52-56;
Fordham, 1952; VPI, 1956
Most Yards Passing: 364 vs. Duke, 1963
Fewest Yards Passing: -1 vs. Maryland, 1956
Most Passes Had Intercepted: 7 vs. South Carolina, 1945
Most TD Passes: 4 vs. Auburn, 1947

TOTAL OFFENSE

Most Total Offense: 756 vs. Wake Forest, 1981
Most Total Plays: 96 vs. Wake Forest, 1978
Best Yards/Play: 8.7 vs. Wake Forest, 1981

PUNTING

Most Punts: 17 vs. South Carolina, 1943
Punting Average: (5 punts min.) 51.0 (306 yards on six punts) vs. Kentucky, 1981

PUNT RETURNS

Most Punts Returned: 11 vs. George Washington, 1941
Most Yards Returned: 167 vs. Maryland, 1970

KICKOFF RETURNS

Most Kickoff Returns: 10 vs. Georgia Tech, 1944
Most Yards Returned: 198 vs. Florida, 1952

INTERCEPTIONS RETURNED

Most Passes Intercepted: 6 vs. South Carolina, 1971
Most Yards Returned: 143 on 4 Returns vs. Maryland, 1970

FIRST DOWNS

Most First Downs Rushing: 27 vs. Presbyterian, 1957;
27 vs. Wake Forest, 1981
Most First Downs Passing: 17 vs. North Carolina, 1965
Most Total First Downs: 35 vs. Wake Forest, 1981
Fewest Total First Downs: 1 vs. South Carolina, 1943

PENALTIES

Most Penalties: 18 vs. Duke, 1983
Most Yards Penalized: 180 vs. Furman, 1964

FUMBLES

Most Fumbles: 14 vs. Presbyterian, 1953
Most Fumbles Lost: 5 vs. Wake Forest, 1950; Boston College, 1953; Presbyterian, 1953; Auburn, 1954; Maryland, 1957; Wake Forest, 1963; Maryland, 1974; Tulane, 1975; Wake Forest, 1975; **Virginia Tech, 1985**
Most Opponent Fumbles Recovered: 6 vs. Duke, 1965

SCORING

Most Points Scored: 122 vs. Guilford, 1901
Greatest Victory Margin: 122-0 vs. Guilford, 1901
Greatest Defeat Margin: 7-74 vs. Alabama, 1931
Most Field Goals: 4 on four occasions
Most Field Goal Attempts: 6 vs. Georgia, 1983

DEFENSE

Best Rush Defense: -21 yards vs. Furman, 1941
Best Pass Defense: 0 yards vs. nine teams (Last time vs. Rice, 1959)
Best Total Defense: -12 yards vs. Furman, 1948

Clemson's Super Bowl Champions (14 rings for 10 players)

Jeff Bostic	1982	Washington Redskins
Dwight Clark	1981, 84	San Francisco 49ers
Bennie Cunningham	1977, 78	Pittsburgh Steelers
Steve Fuller	1985	Chicago Bears
Bill Mathis	1969	New York Jets
John McMakin	1974	Pittsburgh Steelers
William Perry	1985	Chicago Bears
Archie Reese	1981	San Francisco 49ers
Jim Stuckey	1981, 84	San Francisco 49ers
Charlie Waters	1971, 77	Dallas Cowboys

The Last Time . . .

A punt was returned for a touchdown:

Clemson—85 yards—Don Kelley vs. Maryland, Oct. 31, 1970, at College Park, MD (Clemson 24, Maryland 11).

Opponent—57 yards—Brian Williams of Kentucky, Oct. 5, 1985, at Lexington, Ky (Kentucky 26, Clemson 7).

A kickoff was returned for a touchdown:

Clemson—98 yards—Hal Davis vs. Georgia, Oct. 13, 1962 at Clemson (Clemson 10, Georgia 24).

Opponent—100 yards (102 actual)—Larry Fallen of Virginia Tech, Oct. 7, 1978, at Clemson (Clemson 38, Virginia 7).

An interception was returned for a touchdown:

Clemson—22 yards—Kenny Danforth vs. Virginia, Sept. 8, 1984 at Charlottesville, VA (Clemson 55, Virginia 0).

Opponent—81 yards—Mark Franklin of N.C. State, Oct. 27, 1984 at Raleigh, NC (Clemson 35, N.C. State 34).

A punt was blocked by:

Clemson—Gene Beasley blocked punt of Darryl Wright of Maryland, Nov. 16, 1985, in second quarter in a game played at Clemson. (Maryland 34, Clemson 31).

Opponent—Dale Carver of Georgia, Sept. 6, 1982, in Athens, GA, in the second quarter (Georgia 13, Clemson 7).

A punt was blocked for a touchdown:

Clemson—Donnell Woolford vs. Maryland, Nov. 16, 1985, at Clemson. Woolford blocked a Darryl Wright punt with the line of scrimmage at the Maryland 44. Perry Williams caught the ball in mid-air at the 30 and ran for touchdown (Maryland 34, Clemson 31).

Opponent—Dale Carver of Georgia, Sept. 6, 1982, at Athens, GA. Carver blocked a Dale Hatcher punt with the line of scrimmage at the Clemson 12. Stan Dooley recovered it for the score (Georgia 13, Clemson 7).

A safety was scored:

Clemson—Clemson scored a safety against Wake Forest when the center snap went over punter Martin Bailey's head and out of the end zone. The line of scrimmage was the Deacon 27. The game was at Clemson, Nov. 2, 1985 and the safety gave Clemson a 16-3 lead. (Clemson 26, Wake Forest 10).

Opponent—Tony Guyton and Willie McIntee of South Carolina tackled Clemson quarterback Mike Eppley in the end zone on a pass attempt, Nov. 24, 1984, at Clemson. The safety cut Clemson's lead to 21-10. (South Carolina 22, Clemson 21).

A fumble was recovered for a touchdown:

Clemson—Anthony Parete vs. Georgia Tech. Parete fumbled ball at the Yellow Jacket two, ball went into end zone, Parete fell on it for a touchdown in second quarter to give Clemson 24-0 lead, Sept. 24, 1983, at Clemson. (Clemson 41, Georgia Tech 14).

Opponent—Peter Anderson of Georgia fell on ball in end zone after ball was fumbled by Lars Tate from six-yard line in fourth quarter to make score 17-13, Georgia. Game was played at Clemson on CBS national TV Sept. 21, 1985. (Georgia 20, Clemson 13).

Records by Class

Prospect in the Pool

Frank Howard often said his best player was Fred Cone, his top rusher between 1948-50. Cone never played high school football and was a late addition to the signee list (40th out of 40) in the summer of 1947. Howard signed him at the urging of his sister, who lived next door to Cone's sister in Mississippi. Cone came to Clemson and had a great career, leading Clemson to two unbeaten seasons. He also had a pro career with the Green Bay Packers and Dallas Cowboys. Howard later asked his sister why she thought Cone would be a good football player. "He looked good diving off a diving board at the pool," was her reply.

MOST YARDS RUSHING

As A Freshman

Kenny Flowers – 557 (1983) Buck George – 453 (1951)
Ken Callicutt – 505 (1973) Chuck McSwain – 443 (1979)

As A Sophomore

Ken Callicutt – 809 (1974) Warren Ratchford – 676 (1976)
Stacey Driver – 774 (1983) Ray Mathews – 646 (1948)
Ray Yaeger – 760 (1968) Fred Cone – 635 (1948)
Buddy Gore – 750 (1966) Harold Goggins – 591 (1976)

As A Junior

Kenny Flowers – 1,200 (1985) Joel Wells – 782 (1955)
Buddy Gore – 1,045 (1967) Ray Mathews – 728 (1949)
Lester Brown – 1,002 (1978) Billy Hair – 698 (1951)
Ray Yaeger – 968 (1969) Fred Cone – 692 (1949)
Cliff Austin – 824 (1981) Chuck McSwain – 692 (1981)

As A Senior

Cliff Austin – 1,064 (1982) Stacey Driver – 831 (1985)
Kevin Mack – 862 (1983) Joel Wells – 803 (1956)
Fred Cone – 845 (1950) Buddy Gore – 776 (1968)

MOST YARDS PASSING

As A Freshman

Rodney Williams – 772 (1985) Steve Fuller – 354 (1975)
Willie Jordan – 728 (1975)

As A Sophomore

Tommy Kendrick – 1,446 (1969) Steve Fuller – 835 (1976)
Homer Jordan – 1,311 (1980) Jim Parker – 736 (1961)
Harvey White – 841 (1957) Don King – 706 (1953)

As A Junior

Steve Fuller – 1,655 (1977) Mike Eppley – 1,410 (1983)
Homer Jordan – 1,630 (1981) Tommy Hendrick – 1,407 (1970)
Jimmy Addison – 1,491 (1966) Billy Hair – 1,004 (1951)

As A Senior

Steve Fuller – 1,515 (1978) Bill Lott – 1,184 (1979)
Mike Eppley – 1,494 (1984) Tommy Kendrick – 1,040 (1971)
Ken Pengitore – 1,370 (1973) Thomas Ray – 1,019 (1965)

MOST TOTAL OFFENSE

As A Freshman

Willie Jordan – 951 (1975) Don King – 688 (1952)
Rodney Williams – 899 (1985) Ken Callicutt – 505 (1973)

As A Sophomore

Homer Jordan – 1,683 (1980) Billy Hair – 1,217 (1950)
Steve Fuller – 1,338 (1976) Harvey White – 1,038 (1957)
Tommy Kendrick – 1,335 (1969) Jim Parker – 975 (1961)

As A Junior

Homer Jordan – 2,116 (1981) Billy Hair – 1,702 (1951)
Steve Fuller – 2,092 (1977) Bobby Gage – 1,504 (1947)

As A Senior

Steve Fuller – 2,164 (1978) Billy Lott – 1,569 (1969)
Ken Pengitore – 1,941 (1973) Jackie Calvert – 1,271 (1950)
Mike Eppley – 1,769 (1984) Bobby Gage – 1,230 (1948)

MOST RECEPTIONS

As A Freshman

Ray Williams – 19 (1983) Terrance Roulhac – 15 (1983)

As A Sophomore

Perry Tuttle – 36 (1979) **Terrance Roulhac – 26 (1984)**
Phil Rogers – 36 (1965) Glenn Smith – 25 (1949)
Jerry Butler – 33 (1976) John McMakin – 24 (1969)

As A Junior

Perry Tuttle – 53 (1980) Phil Rogers – 42 (1966)
Jerry Butler – 47 (1977) John McMakin – 40 (1970)

As A Senior

Jerry Butler – 58 (1978) Glenn Smith – 39 (1951)
Perry Tuttle – 52 (1981) John McMakin – 29 (1971)
Charlie Waters – 44 (1969) Phil Rogers – 28 (1967)

MOST YARDS RECEIVING

As A Freshman

Ray Williams – 342 (1983) Terrance Roulhac – 214 (1983)

As A Sophomore

Perry Tuttle – 544 (1979) Jerry Butler – 484 (1976)
Terrance Roulhac – 512 (1984) Phil Rogers – 466 (1965)

As A Junior

Perry Tuttle – 915 (1980) **Terrance Roulhac – 533 (1985)**
Jerry Butler – 824 (1977) John McMakin – 532 (1970)
Phil Rogers – 574 (1966) Glenn Smith – 498 (1950)

As A Senior

Jerry Butler – 908 (1978) Glenn Smith – 632 (1951)
Perry Tuttle – 883 (1981) Don Kelley – 505 (1971)
Charlie Waters – 738 (1969) Craig Brantley – 475 (1975)

LEADING SCORERS

As A Freshman

Obed Ariri – 53 (1977) Willie Jordan – 41 (1975)
Kenny Flowers – 48 (1983)

As A Sophomore

Obed Ariri – 86 (1978) Bill McGuirt – 54 (1960)
Ray Mathews – 78 (1948) Lester Brown – 54 (1977)
David Treadwell – 76 (1985)

As A Junior

Lester Brown – 102 (1978) Maxcy Welch – 64 (1930)
Kenny Flowers – 78 (1985) Obed Ariri – 62 (1979)
Ray Yaeger – 68 (1969) Fred Cone – 55 (1949)
Bob Paulling – 68 (1982)

As A Senior

Fred Cone – 92 (1950) Cliff Austin – 84 (1982)
Bob Paulling – 90 (1983) Charlie Timmons – 77 (1941)
Donald Igwebuike – 89 (1985) Bill Mathis – 70 (1959)
Obed Ariri – 87 (1980)

TOUCHDOWN RESPONSIBILITY

As A Freshman

Kenny Flowers – 8 (1983) Willie Jordan – 7 (1975)

As A Sophomore

Ray Mathews – 15 (1948) Harvey White – 12 (1957)
Billy Hair – 13 (1950) Steve Fuller – 11 (1976)

As A Junior

Bobby Gage – 17 (1948) Mike Eppley – 17 (1983)
Lester Brown – 17 (1978) Homer Jordan – 15 (1981)

As A Senior

Mark Fellers – 19 (1974) Mike Eppley – 15 (1985)
Steve Fuller – 17 (1978) Ken Pengitore – 14 (1973)
Fred Cone – 15 (1950) Cliff Austin – 14 (1982)

Career Leaders

All-Around Performer

New York Giant linebacker Andy Headen was quite an all-around football player at Clemson between 1979 and 1982. He might be the best all-around player Clemson has had never to make All-ACC. Headen came to Clemson as a quarterback, but you never knew where he would show up playing. In 1979 he was a strong safety and contributed to many late season wins. He also returned kickoffs in 1979 and 1980 and is still 15th in career kickoff return yardage. In the 1980 press guide he is listed as the starting quarterback heading into the season. He had a great spring game the year before to win the job, but Homer Jordan beat him out in the fall, so he moved to linebacker. In 1981 he moved to defensive end and played that position his last two years as a starter. With the Giants he has also played a little tight end.

CAREER PASSING YARDAGE

Rk	Name	Years	Att	Comp	Pct	Yards
1.	Steve Fuller	1975-78	554	287	.518	4359
2.	Tommy Kendrick	1969-71	644	303	.470	3893
3.	Homer Jordan	1979-82	479	250	.522	3643
4.	Mike Eppley	1980-84	449	252	.561	3354
5.	Jimmy Addison	1965-67	393	202	.514	2616
6.	Bobby Gage	1945-48	278	123	.442	2448
7.	Ken Pengitore	1971-73	356	154	.433	2412
8.	Harvey White	1957-59	289	145	.502	2103
9.	Don King	1952-54	318	134	.421	2077
10.	Jim Parker	1961-63	282	126	.447	1895
11.	Billy Hair	1950-52	295	116	.393	1885
12.	Thomas Ray	1963-65	279	112	.401	1655
13.	Lowndes Shingler	1958-60	238	104	.437	1517
14.	Billy Lott	1977-79	198	105	.535	1376
15.	Mike O'Cain	1974-76	182	91	.500	1291

CAREER PASS ATTEMPTS

Rk	Name	Years	Attempts
1.	Tommy Kendrick	1969-71	644
2.	Steve Fuller	1975-78	554
3.	Homer Jordan	1979-82	479
4.	Mike Eppley	1980-84	449
5.	Jimmy Addison	1965-67	393
6.	Ken Pengitore	1971-73	356
7.	Don King	1952-54	318
8.	Billy Hair	1950-52	295
9.	Harvey White	1957-59	289
10.	Jim Parker	1961-63	282
11.	Thomas Ray	1963-65	278
12.	Bobby Gage	1945-48	279
13.	Lowndes Shingler	1958-60	238
14.	Joe Anderson	1960-62	205
15.	Billy Lott	1977-79	198

CAREER PASS COMPLETIONS

Rk	Name	Years	Comp
1.	Tommy Kendrick	1969-71	303
2.	Steve Fuller	1975-78	287
3.	Mike Eppley	1980-84	252
4.	Homer Jordan	1979-82	250
5.	Jimmy Addison	1965-67	202
6.	Ken Pengitore	1971-73	154
7.	Harvey White	1957-59	145
8.	Don King	1952-54	134
9.	Jim Parker	1961-63	126
10.	Bobby Gage	1945-48	123
11.	Bill Hair	1950-52	116
12.	Thomas Ray	1963-65	112
13.	Billy Lott	1977-79	105
14.	Lowndes Singler	1958-60	104
15.	Mike O'Cain	1974-76	91

CAREER COMPLETION PERCENTAGE (Min. 150 Attempts)

Rk	Name	Years	Comp-Att	Pct
1.	Mike Eppley	1980-84	252-449	.561
2.	Billy Lott	1977-79	105-198	.530
3.	Homer Jordan	1979-82	250-479	.522
4.	Steve Fuller	1975-78	287-554	.518
5.	Jimmy Addison	1965-67	202-393	.514
6.	Harvey White	1957-59	145-289	.502
7.	Mike O'Cain	1974-76	91-182	.500
8.	Tommy Kendrick	1969-71	303-644	.470
9.	Jim Parker	1961-63	126-282	.447
10.	Bobby Gage	1945-48	123-278	.442
11.	Lowndes Shingler	1958-60	104-238	.437
12.	Billy Ammons	1966-68	83-191	.435
13.	Joe Anderson	1960-62	89-205	.434
14.	Ken Pengitore	1971-73	154-356	.433
15.	Don King	1952-54	134-318	.421

CAREER INTERCEPTION AVOIDANCE (Min. 100 Attempts)

Rk	Name	Years	Int-Att	Pct
1.	Billy Lott	1977-79	7-198	.0353
2.	Randy Anderson	1984-	5-123	.0378
3.	Steve Fuller	1975-78	21-554	.0379
4.	Rodney Williams	1985	5-122	.0410
5.	Harvey White	1957-59	12-289	.0415
6.	Mike O'Cain	1974-76	9-182	.0494

7.	Ken Pengitore	1971-73	18-356	.0506
8.	Homer Jordan	1979-82	27-479	.0563
9.	Mark Fellers	1972-74	7-124	.0564
10.	Mike Eppley	1980-84	26-449	.0579
11.	Lowndes Shingler	1958-60	15-238	.0630
12.	Tommy Kendrick	1969-71	42-644	.0652
13.	Jimmy Addison	1965-67	27-393	.0687
14.	Joe Anderson	1960-62	15-205	.0731
15.	Jackie Calvert	1948-51	8-101	.0792

CAREER PASSING YARDS /ATTEMPT

Rk	Name	Years	Y/Att
1.	Bobby Gage	1945-48	8.81
2.	Jackie Calvert	1948-51	8.76
3.	Steve Fuller	1975-78	7.87
4.	Homer Jordan	1979-82	7.61
5.	Mark Fellers	1972-74	7.60
6.	Mike Eppley	1980-84	7.47
7.	Harvey White	1957-59	7.28
8.	Mike O'Cain	1974-76	7.09
9.	Billy Lott	1977-79	7.00
10.	Ken Pengitore	1971-73	6.78
11.	Jim Parker	1961-63	6.72
12.	Jimmy Addison	1965-67	6.66
13.	Don King	1952-54	6.53
14.	Billy Hair	1950-52	6.39
15.	Lowndes Shingler	1958-60	6.37

CAREER TOUCHDOWN PASSES

Rk	Name	Years	TDs
1.	Mike Eppley	1980-84	28
2.	Tommy Kendrick	1969-71	24
3.	Bobby Gage	1945-48	24
4.	Steve Fuller	1975-78	22
5.	Harvey White	1957-59	18
6.	Jimmy Addison	1965-67	16
7.	Homer Jordan	1979-82	15
8.	Billy Hair	1950-52	15
9.	Don King	1952-54	14
10.	Mark Fellers	1972-74	12
11.	Ken Pengitore	1971-73	11
12.	Lowndes Shingler	1958-60	9
13.	Jackie Calvert	1948-51	8
14.	Thomas Ray	1963-65	7
15.	Jim Parker	1961-63	7

CAREER RUSHING YARDAGE

Rk	Name	Years	TC	Avg	TD	Yards
1.	Buddy Gore	1966-68	600	4.29	15	2571
2.	Ray Yaeger	1968-70	555	4.39	16	2439
3.	Chuck McSwain	1979-82	483	4.80	23	2320
4.	Kenny Flowers	1983-	467	4.97	21	2319
5.	Stacey Driver	1982-85	476	4.82	15	2293
6.	Ken Callicutt	1973-77	492	4.59	11	2256
7.	Lester Brown	1976-79	505	4.45	31	2228
8.	Fred Cone	1948-50	466	4.66	30	2172
9.	Cliff Austin	1978-82	423	5.06	27	2139
10.	Joel Wells	1954-56	383	5.06	16	1937
11.	Ray Mathews	1947-50	331	5.70	20	1886
12.	Steve Fuller	1975-78	535	3.20	22	1737
13.	Billy Hair	1950-52	321	4.92	15	1579
14.	Charlie Timmons	1939-41	415	3.72	15	1545
15.	Marvin Sims	1976-79	316	4.88	4	1541
16.	Warren Ratchford	1974-78	292	5.00	4	1470
17.	Kevin Mack	1980-83	303	4.79	12	1450
18.	Smiley Sanders	1971-73	341	4.14	13	1411
19.	Harold Goggins	1975-78	283	4.90	6	1377
20.	Bobby Gage	1945-48	316	4.14	8	1309
21.	Buck George	1951-54	240	5.33	9	1280
22.	Tracy Perry	1976-79	296	4.10	5	1219
23.	Pat Crain	1962-64	339	3.51	10	1191
24.	Jeff McCall	1979-82	288	4.02	11	1157
25.	Hugh Mauldin	1963-65	301	3.83	8	1152
26.	Jackie Calvert	1948-50	194	5.92	12	1149
27.	Billy O'Dell	1953-55	262	4.32	9	1133
28.	Doug Cline	1957-59	259	4.31	9	1117
29.	Wade Hughes	1970-72	264	4.13	5	1091
30.	Butch Butler	1941-45	233	4.61	10	1075

CAREER RUSHING TOUCHDOWNS

Rk	Name	Years	TDs
1.	Lester Brown	1976-79	31
2.	Fred Cone	1948-50	30
3.	Cliff Austin	1978-82	27

4.	Chuck McSwain	1979-82	23
5.	Steve Fuller	1975-78	22
6.	Kenny Flowers	1983-	21
7.	Ray Mathews	1947-50	20
8.	Ray Yaeger	1968-70	16
9.	Joel Wells	1954-56	16
10.	Buddy Gore	1966-68	15
11.	Billy Hair	1950-52	15
12.	Charlie Timmons	1939-41	15
13.	Stacey Driver	1982-85	15

CAREER TOTAL CARRIES

Rk	Name	Years	Carries
1.	Buddy Gore	1966-68	600
2.	Ray Yaeger	1968-70	555
3.	Steve Fuller	1975-78	535
4.	Lester Brown	1976-79	505
5.	Ken Callicutt	1973-77	492
6.	Chuck McSwain	1979-82	483
7.	Stacey Driver	1982-85	476
8.	Kenny Flowers	1983-	467
9.	Fred Cone	1948-50	466
10.	Cliff Austin	1978-82	423
11.	Charlie Timmons	1939-41	415
12.	Joel Wells	1954-56	383
13.	Smiley Sanders	1971-73	341
14.	Pat Crain	1962-64	339
15.	Ray Mathews	1947-50	331

CAREER RECEPTION LEADERS

Rk	Name, Pos	Years	Yds	Avg	TD	Rec
1.	Perry Tuttle, WR	1978-81	2534	16.9	17	150
2.	Jerry Butler, WR	1975-78	2223	16.0	11	139
3.	Phil Rogers, WR	1965-67	1469	13.9	5	106
4.	John McMakin, TE	1969-71	1255	13.5	12	93
5.	Glenn Smith, WR	1949-51	1576	17.9	18	88
6.	Terrance Roulhac, WR	1983-	1259	17.49	15	72
7.	Charlie Waters, WR	1967-69	1166	17.1	4	68
8.	Jerry Gaillard, WR	1978-81	831	12.6	1	66
9.	Ray Williams, WR	1983-	1010	15.3	6	66
10.	Bennie Cunningham, TE	1972-75	1044	16.31	10	64
11.	Joey Walters, WR	1974-76	963	16.32	6	59
12.	Wayne Bell, WR	1964-66	883	16.35	6	54
13.	Frank Magwood, WR	1979-82	920	18.1	3	51
14.	Edgar McGee, WR	1965-67	614	12.2	4	50
15.	K. D. Dunn, TE	1981-84	519	11.0	9	47
16.	Ray Yaeger, RB	1968-70	328	7.3	7	45
17.	Jeff Stockstill, WR	1979-82	454	11.4	0	40
18.	Gary Barnes, WR	1959-61	619	15.9	6	39
19.	Gordy Bengel, WR	1971-73	601	15.4	2	39
20.	Joe Blalock, WR	1939-41	773	20.4	11	38
21.	Eddis Freeman, WR	1943-46	654	17.68	7	37
22.	Bill Mathis, TB	1957-59	602	17.2	7	35
23.	Lou Fogle, WR	1961-63	439	12.5	1	35
24.	George Usry, TB	1957-59	394	11.6	2	34
25.	Dwight Clark, WR	1975-78	571	17.3	3	33

CAREER RECEPTION YARDAGE

Rk	Name, Pos	Years	Yards
1.	Perry Tuttle, WR	1978-81	2534
2.	Jerry Butler, WR	1975-78	2223
3.	Glenn Smith, WR	1949-51	1576
4.	Phil Rogers, WR	1965-67	1469
5.	Terrance Roulhac, WR	1983-	1259
6.	John McMakin, TE	1969-71	1255
7.	Charlie Waters, WR	1967-69	1166
8.	Bennie Cunningham, TE	1972-75	1044
9.	Ray Williams, WR	1983-	1010
10.	Joey Walters, WR	1974-76	963
11.	Frank Magwood, WR	1979-82	920
12.	Wayne Bell, WR	1964-66	883
13.	Jerry Gaillard, WR	1978-81	831
14.	Joe Blalock, WR	1939-41	773
15.	Eddis Freeman, WR	1943-46	654

TOUCHDOWN RECEPTIONS

Rk	Name, Pos	Years	TDs
1.	Glenn Smith, WR	1949-51	18
2.	Perry Tuttle, WR	1978-81	17
3.	Terrance Roulhac, WR	1983-	15
4.	John McMakin, TE	1969-71	12
5.	Jerry Butler, WR	1975-78	11
6.	Joe Blalock, WR	1939-41	11

7. Bennie Cunningham, TE	1972-75	10
8. K. D. Dunn, TE	1981-84	9
9. Ray Yaeger, RB	1968-70	7
10. Joey Walters, WR	1974-76	6
Wayne Bell, WR	1964-66	6
Ray Williams, WR	1983-	6

CAREER YARDS PER RECEPTION (Min. 30 Receptions)

Rk	Name, Pos	Years	Y Rec
1.	Joe Blalock, WR	1939-41	20.4
2.	Frank Magwood, WR	1979-82	18.1
3.	Glenn Smith, WR	1949-51	17.9
4.	Eddis Freeman, WR	1943-46	17.68
5.	Terrance Roulhac, WR	1983-	17.49
6.	Dwight Clark, WR	1975-78	17.3
7.	Bill Mathis, TB	1957-59	17.2
8.	Charlie Waters, WR	1967-69	17.1
9.	Perry Tuttle, WR	1978-81	16.9
10.	Wayne Bell, WR	1964-66	16.35
11.	Joey Walters, WR	1974-76	16.32
12.	Bennie Cunningham, TE	1972-75	16.31
13.	Jerry Butler, WR	1975-78	16.0
14.	Gary Barnes, WR	1959-61	15.9
15.	Gordy Bengel, WR	1971-73	15.4

CAREER TOTAL OFFENSE

Rk	Name	Years	Plays	Rush	Pass	Total
1.	Steve Fuller	1975-78	1089	1737	4359	6096
2.	Homer Jordan	1979-82	859	971	3643	4614
3.	Bobby Gage	1945-48	594	1309	2448	3757
4.	Mike Eppley	1980-84	614	398	3354	3752
5.	Billy Hair	1950-52	616	1579	1885	3464
6.	Tommy Kendrick	1969-71	794	-484	3893	3409
7.	Ken Pengitore	1971-73	703	898	2412	3310
8.	Ray Mathews	1947-50	449	1886	907	2793
9.	Jimmy Addison	1965-67	472	172	2616	2788
10.	Don King	1952-54	574	684	2077	2761
11.	Harvey White	1957-59	483	489	2103	2592
12.	Buddy Gore	1966-68	601	2571	0	2571
13.	Ray Yaeger	1968-70	560	2439	50	2489
14.	Stacey Driver	1982-85	488	2293	134	2427
15.	Jim Parker	1961-63	449	518	1895	2413
16.	Ken Callicutt	1973-77	499	2256	99	2355
17.	Chuck McSwain	1979-82	483	2320	0	2320
18.	Kenny Flowers	1983-	467	2319	0	2319
19.	Lester Brown	1976-79	505	2258	0	2258
20.	Fred Cone	1948-50	469	2172	11	2183
21.	Cliff Austin	1978-82	423	2139	0	2139
22.	Lowndes Shingler	1958-60	387	556	1517	2073
23.	Joel Wells	1954-56	391	1937	115	2052
24.	Jackie Calvert	1948-50	395	1149	895	2034
25.	Thomas Ray	1963-65	437	253	1655	1908

CAREER SCORING

Rk	Name	Years	TD	PAT	FGM- FGA	TPS
1.	Obed Ariri	1977-80	0	99-103	63-97	288
2.	Bob Paulling	1979-83	0	107-109	34-41	209
3.	Lester Brown	1976-79	32			192
4.	Fred Cone	1948-50	31	3-4		189
5.	Ray Mathews	1947-50	28			168
6.	Cliff Austin	1978-82	27			162
7.	Ray Yaeger	1968-70	23	*2		140
8.	Donald Igwebuike	1981-84		41-41	32-43	139
9.	Chuck McSwain	1979-82	23			138
	Kenny Flowers	1983-	23			138
11.	Eddie Seigler	1970-72		44-46	30-60	134
	Steve Fuller	1975-78	22	*2		134
13.	Charlie Timmons	1939-41	15	39		129
14.	Bill Mathis	1957-59	20	6		126
15.	Glenn Smith	1949-51	18			108
16.	Joel Wells	1954-56	17			102
	Perry Tuttle	1978-81	17			102
18.	Buddy Gore	1966-68	16			96
	Terrance Roulhac	1983-	16			96
20.	Ron Scrudato	1959-61	15	*2		92
21.	Smiley Sanders	1971-73	15			90
	Stacey Driver	1982-85	15			90
23.	Mac Folger	1934-36	14			84
	Jackie Calvert	1948-50	14			84
25.	Bill McGuirt	1960-61	13			78

*Denotes total 2-point conversion points

CAREER INTERCEPTIONS

Rk	Name, Pos	Years	Yds	Avg	TD	Int
1.	Terry Kinard, FS	1978-82	147	8.6	0	17
2.	Fred Knoebel, DB	1950-52	122	8.1	0	15
3.	Eddie Geathers, CB	1977-80	114	9.5	0	12
4.	Pete Cook, CB	1950-52	129	11.7	0	11
5.	Ray Mathews, DB	1947-50	131	13.1	0	10
	Bobby Gage, DB	1945-48	97	9.7	0	10
	Steve Ryan, FS	1975-78	107	10.7	0	10
	Rex Varn, FS	1976-79	275	27.5	2	10
9.	Dennis Smith, DB	1973-75	102	11.3	1	9
	Ben Anderson, DB	1970-72	76	8.4	0	9
11.	Archie Baker, DB	1950-52	79	9.8	1	8
	Peanut Martin, DB	1972-75	50	6.3	0	8
	Johnny Rembert, LB	1981-82	143	17.9	1	8
	Ty Davis, DB	1980-84	53	6.6	0	8
15.	Bobby Johnson, CB	1970-72	73	10.4	1	7

Randy Scott, LB	1975-78	29	4.1	0	7
Hollis Hall, CB	1979-82	55	7.9	0	7
Billy Davis, FS	1980-83	62	8.9	0	7

CAREER LEADERS IN GAMES STARTED

Rk	Name, Pos	Years	Game
1.	Obed Ariri, PK	1977-80	43
	Dale Hatcher, P	1981-84	43
3.	Bubba Brown, LB	1976-79	42
4.	Jonathan Brooks, DE	1975-78	40
	Jim Stuckey, DT	1976-79	40
6.	David Sims, P	1977-80	38
7.	Jeff Bostic, C-OG	1977-79	36
	Joe Bostic, OT-OG	1975-78	36
9.	James Farr, C-OG	1980-83	35
	Perry Tuttle, WR	1978-81	35
	Jeff Davis, LB	1978-81	35
	Randy Scott, LB	1975-78	35
	Terry Kinard, FS	1978-82	35

CAREER LEADERS IN START BY POSITION (# of Games started at that position)

<i>Offense</i>	
TE:	33 by Bennie Cunningham, 1972-75
OT:	33 by Gary Brown, 1979-82
OG:	34 by James Farr, 1980-83
C:	30 by Ted Bunton, 1962-64
WR:	35 by Perry Tuttle, 1978-81
QB:	34 by Steve Fuller, 1975-78
RB:	32 by Ken Callicut, 1973-77
PK:	43 by Obed Ariri, 1977-80

<i>Defense</i>	
DE:	40 by Jonathan Brooks, 1975-78
DT:	40 by Jim Stuckey, 1976-79
MG:	31 by Willie Anderson, 1972-74
LB:	42 by Bubba Brown, 1976-79
DB:	35 by Terry Kinard, 1978-82
P:	43 by Dale Hatcher, 1981-84

CAREER GAMES PLAYED

Rk	Name, Pos	Years	Games
1.	Charlie Bauman, MG	1976-79	47
	Jeff Davis, LB	1978-81	47
	Willie Underwood, DB	1977-80	47
	Jeff Bryant, DT	1978-81	47
5.	Obed Ariri, PK	1977-80	46
	Perry Tuttle, WR	1978-81	46
	Chuck McSwain, rb	1979-82	46
	Bubba Brown, lb	1976-79	46
	Jim Stuckey, DT	1976-79	46

CAREER PUNT RETURN YARDAGE

Rk	Name	Years	No	Avg	TD	Yds
1.	Shad Bryant	1937-39	65	12.0	1	779
2.	Don Kelley	1969-71	56	11.3	2	632
3.	Willie Jordan	1975-78	54	10.5	0	569
4.	Billy Davis	1980-83	87	6.4	0	555
5.	Streak Lawton	1935-36	26	17.5	2	456
6.	Richie Luzzi	1966-68	56	7.9	1	441
7.	Bobby Gage	1945-48	39	11.3	1	439
8.	Jackie Calvert	1948-50	33	13.2	0	433
9.	Hugh Mauldin	1963-65	32	10.5	0	336
	George Usry	1957-59	35	9.6	0	336

11. Frank Liberatore	1964-67	29	11.2	2	325
12. Jeff Siepe	1970-72	36	8.0	0	288
13. Jim Coleman	1954-56	20	12.3	0	246
14. Don King	1952-54	23	10.0	0	229
15. Bob Morgan	1958-59	19	11.7	0	222

CAREER KICKOFF RETURN YARDAGE

Rk	Name	Years	No	Avg	TD	Yds
1.	Ray Williams	1983-	66	20.5	0	1350
2.	Warren Ratchford	1974-78	44	22.0	0	848
3.	William Scott	1974-75	36	20.1	0	723
4.	John Shields	1968-69	30	21.6	0	647
5.	Buddy Gore	1966-68	26	24.5	0	637
6.	Willie Jordan	1975-78	29	21.0	0	610
7.	Jacky Jackson	1965-67	27	21.4	0	578
8.	Bob Bosler	1970-72	29	19.6	0	568
9.	Terrance Roulhac	1983-	24	22.1	0	530
10.	David Thomas	1972	23	22.7	0	522
11.	Jay Washington	1972-73	25	20.6	0	514
12.	Bobby Gage	1945-48	21	23.4	1	491
13.	Dennis Goss	1971-72	21	22.0	0	461
14.	Mack Matthews	1960-63	23	19.9	0	458
15.	Andy Headen	1979-82	22	18.6	0	409

CAREER KICK SCORING

Rk	Name	Years	Pts
1.	Obed Ariri	1977-80	288
2.	Bob Paulling	1979-83	209
3.	Donald Igwebuike	1981-84	139
4.	Eddie Seigler	1970-72	134
5.	David Treadwell	1985-	76

CAREER FIELD GOALS

Rk	Name	Years	Pts
1.	Obed Ariri	1977-80	63
2.	Bob Paulling	1979-83	34
3.	Donald Igwebuike	1981-84	32
4.	Eddie Seigler	1970-72	30
5.	David Treadwell	1985-	17

CAREER PATS

Rk	Name	Years	Pts
1.	Bob Paulling	1979-83	107
2.	Obed Ariri	1977-80	99
3.	Charles Radcliff	1950-52	72
4.	Lon Armstrong	1959-61	53
5.	Bob Burgess	1972-74	50

CAREER TOUCHDOWN RESPONSIBILITY

Rk	Player	Years	Rush	Pass	*Other	Total
1.	Steve Fuller, QB	1975-78	22	22	0	44
2.	Ray Mathews, WB	1947-50	20	11	8	39
3.	Bobby Gage, TB	1945-48	8	24	3	35
4.	Mike Eppley, QB	1980-84	5	28	0	33
5.	Lester Brown, TB	1976-79	31	0	1	32
6.	Fred Cone, FB	1948-50	30	0	1	31
7.	Billy Hair, TB	1950-52	15	15	1	31
8.	Cliff Austin, TB	1978-82	27	0	0	27
9.	Homer Jordan, QB	1979-82	11	15	0	26
10.	Harvey White, QB	1957-59	7	18	0	25
11.	Don King, QB	1952-55	10	14	0	24
	Ray Yaeger, TB	1968-70	16	1	7	24
	Tommy Kendrick, QB	1969-71	0	24	0	24

*Includes punt return, kickoff return, pass receiving, interception return and fumble return.



Terrance Roulhac (left) and Ray Williams (right) are both in the top 10 in Clemson history in receptions and reception yards.

Career Passing Efficiency Leaders

Timely, Ironic Interception

In the last 10 years one interception stands out in the history of Clemson football. In the 1978 Gator Bowl Charlie Bauman's interception in the waning moments of a victory over Ohio State clinched Danny Ford's first victory at Clemson and led to the end of Woody Hayes' coaching career. Ironically, that was the only interception of Charlie Bauman's 47-game career. In fact no Clemson player in history played in more football games than Charlie Bauman.

(Minimum 100 Attempts)

Player	Years	Att.	Comp.	Cmp. Pct.	Int.	Int. Pct.	Yards	Yds. Att.	TD	TD Pct.	Rating Points
1. Mark FELLERS	1972-73-74	124	58	46.8	7	5.64	943	7.60	12	9.68	131.30
2. Mike EPPLEY	1980-82-83-84	449	252	56.1	26	5.79	3354	7.47	28	6.23	127.85
3. Bobby GAGE	1945-46-47-48	278	123	44.2	27	9.71	2448	8.81	24	8.63	127.26
4. Harvey WHITE	1957-58-59	289	145	50.2	12	4.15	2103	7.28	18	6.22	123.58
5. Jackie CALVERT	1948-49-51	101	40	39.6	8	7.92	885	8.76	8	7.92	123.48
6. Steve FULLER	1975-76-77-78	554	287	51.8	21	3.79	4359	7.87	22	3.97	123.43
7. Homer JORDAN	1979-80-81-82	479	250	52.2	27	5.63	3643	7.61	15	3.13	115.19
8. Billy LOTT	1977-78-79	198	105	53.0	7	3.53	1385	7.00	5	2.52	113.06
9. Mike O'CAIN	1974-75-76	182	91	50.0	9	4.94	1291	7.09	6	3.30	110.57
10. Jimmy ADDISON	1965-66-67	393	202	51.4	27	6.87	2616	6.66	16	4.07	107.04
11. Ken PENGITORE	1971-72-73	356	154	43.3	18	5.06	2412	6.78	11	3.09	100.33
12. Randy ANDERSON	1984-85	132	68	51.5	5	3.78	767	5.80	2	1.50	97.44
13. Lowndes SHINGLER	1958-59-60	238	104	43.7	15	6.30	1517	6.37	9	3.78	97.08
14. Tommy KENDRICK	1969-70-71	644	303	47.0	42	6.52	3893	6.05	24	3.72	97.06
15. Rodney WILLIAMS	1985	122	56	45.9	5	4.09	772	6.30	1	0.80	93.55
16. Jim PARKER	1961-62-63	282	126	44.7	24	8.51	1895	6.72	7	2.48	92.31
17. Billy HAIR	1950-51-52	295	116	39.3	28	9.49	1885	6.39	15	5.08	90.80
18. Don KING	1952-53-54	318	134	42.1	37	11.63	2077	6.53	14	4.40	88.21

Clemson Streaks

Winning Streaks

Overall:	15	Began with 35-7 win at Furman on 1/8/47 and ended with a 33-7 loss at Rice 9/24/49.
At Home:	13	Began with a 3-0 win over Auburn in 1927 and ended with a 0-0 tie with Presbyterian in 1931.
Away from Home:	10	Began with 25-6 win vs. N.C. State in Charlotte on 10/7/39 and ended with a 13-0 loss at Tulane on 11/3/40.
In ACC Games:	20	Began with 27-0 win over Virginia on 10/10/81 and ended with 28-21 loss at Georgia Tech on 9/29/84.

Unbeaten Streaks

Overall:	16	Began with 33-20 win over Duquesne at home on 11/12/49 and ended with 21-7 loss at Pacific on 10/13/51.
At Home:	25	Began with 27-6 win over South Carolina on 11/22/80 and ended with 22-21 loss to South Carolina on 11/24/84.
Away from Home:	10	Began with 25-6 win over N.C. State at Charlotte, NC, on 10/7/39 and ended with a 13-0 loss at Tulane 11/3/40.
	10	Began with 28-21 win at Furman on 11/19/49 and ended with a 21-7 loss at Pacific on 10/21/51.
In ACC Games:	20	Began with 27-0 win over Virginia on 10/10/81 and ended with 28-21 loss at Georgia Tech on 9/29/84.

Single Season Bests

War Stories

There are countless war stories about college football during the war years. NCAA eligibility rules went out the window and such was the story of Butch Butler. Butch had lettered for Clemson in 1941-42-43, but went to war in 1944. In the 1945 season Coach Howard was determined to get his star back on the club. Three games into the year he had failed until he showed up at the army colonel's home with a fifth of liquor. A few hours later Howard had a 45-day pass for Butler, good enough for six games. He nearly single-handedly beat Georgia Tech as he rushed for 71 yards on 13 carries and scored two touchdowns. Additionally he averaged 47.6 yards a punt, and returned punts and kickoffs. "That was the best spent bottle of liquor I ever had," said Howard in later years.

SINGLE SEASON RUSHING YARDAGE LEADERS

	No	Yds	Avg	TD
1. Kenny Flowers '85	227	1200	5.3	13
2. Cliff Austin '82	197	1064	5.4	14
3. Buddy Gore '67	230	1045	4.5	8
4. Lester Brown '78	202	1022	5.1	17
5. Ray Yaeger '69	223	968	4.3	6
6. Kevin Mack '83	151	862	5.7	8
7. Fred Cone '50	184	845	4.6	14
8. Stacey Driver '85	181	831	4.6	2
9. Cliff Austin '81	163	824	5.1	9
10. Ken Callicutt '74	161	809	5.0	4
11. Joel Wells '56	174	803	4.6	8
12. Joel Wells '55	135	782	5.8	5
13. Buddy Gore '68	184	776	4.2	3
14. Stacey Driver '83	146	774	5.3	5
15. Wade Hughes '72	177	761	4.3	4

SINGLE SEASON PASSING YARDAGE LEADERS

	Att	Comp	Pct	Yds
1. Steve Fuller '77	205	106	51.7	1655
2. Homer Jordan '81	196	107	54.6	1630
3. Steve Fuller '78	187	101	54.0	1515
4. Mike Eppley '84	213	116	54.5	1494
5. Jimmy Addison '66	186	103	55.4	1491
6. Tommy Kendrick '69	277	107	47.1	1457
7. Mike Eppley '83	166	99	59.6	1410
8. Tommy Kendrick '70	267	133	49.8	1407
9. Ken Pengitore '73	188	82	43.6	1370
10. Homer Jordan '80	172	85	49.4	1311
11. Billy Lott '79	174	90	51.7	1184
12. Tommy Kendrick '71	152	64	42.1	1040
13. Thomas Ray '65	175	74	42.3	1019
14. Billy Ammons '68	162	74	45.7	1006
15. Billy Hair '51	164	67	40.9	1004

SINGLE SEASON TOTAL OFFENSE LEADERS

	Rush	Pass	Total
1. Steve Fuller '78	649	1515	2164
2. Homer Jordan '81	486	1630	2116
3. Steve Fuller '77	437	1655	2092
4. Ken Pengitore '73	571	1370	1941
5. Mike Eppley '84	275	1494	1769
6. Billy Hair '51	698	1004	1702
7. Homer Jordan '80	372	1331	1683
8. Billy Lott '79	385	1184	1569
9. Bobby Gage '47	502	1002	1504
10. Jimmy Addison '66	-2	1491	1489
11. Mike Eppley '83	63	1410	1473
12. Steve Fuller '76	503	835	1338
13. Tommy Kendrick '69	-122	1457	1335
14. Jackie Calvert '50	714	557	1271
15. Bobby Gage '48	343	887	1230
16. Mark Fellers '74	444	783	1227
17. Billy Hair '50	573	644	1217
18. Ray Mathews '49	728	487	1215
19. Kenny Flowers '85	1200	0	1200
20. Thomas Ray '65	146	1019	1165
21. Tommy Kendrick '70	-246	1407	1161
22. Butch Butler '42	616	504	1120
23. Lowndes Shingler '60	274	790	1064
Cliff Austin '82	1064	0	1064
25. Buddy Gore '67	1045	0	1045

RECEPTIONS

	Year	No.
1. Jerry Butler	1978	58
2. Perry Tuttle	1980	53
3. Perry Tuttle	1981	52
4. Jerry Butler	1977	47
5. Charlie Waters	1969	44
6. Phil Rogers	1966	42
7. John McMakin	1970	40
8. Glenn Smith	1951	39
9. Phil Rogers	1965	36
10. Jerry Butler	1976	33

RECEPTION YARDS


	Year	Yards
1. Perry Tuttle	1980	915
2. Jerry Butler	1978	908
3. Perry Tuttle	1981	883
4. Jerry Butler	1977	824
5. Charlie Waters	1969	738
6. Glenn Smith	1951	632
7. Phil Rogers	1966	574
8. Perry Tuttle	1979	544
9. Terrance Roulhac	1985	533
10. John McMakin	1970	532

PUNTING AVERAGE

	Year	Avg
1. David Sims	1979	43.9
2. Dale Hatcher	1984	43.7
3. Dale Hatcher	1983	43.6
4. Banks McFadden	1939	43.5
5. Dale Hatcher	1981	43.4
6. Mitch Tyner	1973	41.8
7. Jackie Calvert	1949	41.8
8. Boots Payne	1941	41.1
9. Butch Butler	1943	41.1
10. Jack Anderson	1970	41.0

KICKOFF RETURN YARDAGE

	Year	No
1. Bob Bosler	1970	568
2. Willie Scott	1975	541
3. John Shields	1969	539
4. David Thomas	1972	522
5. Ray Williams	1985	502
6. Ray Williams	1983	494
7. Warren Ratchford	1974	480
8. Jay Washington	1973	474
9. Jacky Jackson	1966	368
10. Dennis Goss	1971	355



Mike Eppley owns two of the top seven passing yardage seasons in Clemson history.

PASS COMPLETIONS

	Year	No
1. Tommy Kendrick	1970	133
2. Mike Eppley	1984	116
3. Tommy Kendrick	1969	107
Homer Jordan	1981	107
5. Steve Fuller	1977	106
6. Jimmy Addison	1966	103
7. Steve Fuller	1978	101
8. Mike Eppley	1983	99
9. Billy Lott	1979	90
10. Homer Jordan	1980	85

PASS ATTEMPTS

	Year	No
1. Tommy Kendrick	1970	267
2. Tommy Kendrick	1969	227
3. Mike Eppley	1984	213
4. Steve Fuller	1977	205
5. Homer Jordan	1981	196
6. Ken Pengitore	1973	188
7. Steve Fuller	1978	187
8. Jimmy Addison	1966	186
9. Thomas Ray	1965	175
10. Jimmy Addison	1967	174
Billy Lott	1979	174

Defensive Records

(Since 1976)

Barametric and Football Pressure

Football is a sport that is played in all kinds of weather, it is the postman of sports so to speak. But there are some conditions you have to wait out now and then. That was the case on October 12, 1963, a date that ranks in the Clemson Farmers almanac Hall of Fame. The contest with Georgia began in beautiful 80-degree weather, but by the end of the first quarter the temperature was dropping quickly. During halftime the skies burst and not only did it rain, it hailed, golfball size hail. The fans headed for cover and the game was delayed an hour while maintenance men scraped the hail off the field. The contest ended in a 7-7 tie as neither team could move the ball very well in the second half due to the slick surface.

Total Tackles

Game: 24 by Jeff Davis vs. North Carolina (1980)
Season: 175 by Jeff Davis (1981)
Career: 515 by Bubba Brown (1976-79)

First Hits

Game: 17 by Jeff Davis vs. North Carolina (1980)
Season: 119 by Jeff Davis (1981)
Career: 295 by Jeff Davis (1978-81)

Tackles by a Lineman

Game: 19 by Edgar Pickett vs. Wake Forest (1983)
Season: 114 by Mark Heniford (1977)
Career: 314 by Jim Stuckey (1976-79)

Tackles by Defensive Back

Game: 17 by Willie Underwood vs. South Carolina (1980)
by Ronald Watson vs. Georgia Tech (1984)
Season: **117 by Anthony Johnson (1985)**
Career: 294 by Terry Kinard (1978-1982)

Tackles for Minus Yardage

Game: 5 by Steve Durham vs. Maryland (1979)
Season: 27 by William Perry (1984)
Career: 60 by William Perry (1981-84)

Passes Broken Up

Game: **5 by Perry Williams vs. VPI (1985)**
Season: 15 By Ty Davis (1984)
15 by Delton Hall (1985)
Career: 30 by Terry Kinard (1979-82)

Quarterback Sacks

Game: 3 by Jim Stuckey vs. Wake Forest (1979) and
vs. Maryland (1979)
3 by Steve Durham vs. Maryland (1979)
3 by Michael Perry vs. N.C. State (1984)
Season: 10 by Jim Stuckey (1979)
10 by William Perry (1984)
Career: 25 by William Perry (1981-84)

Fumble Recoveries

Game: 2 by Randy Scott vs. Duke (1978)
by Jim Scott vs. Boston College (1983)
by Henry Walls vs. Duke (1985)
Season: 4 by Jeff Davis (1981)
by William Devane (1983)
Career: 8 by Jeff Davis (1978-81)

Caused Fumbles

Game: 2 by many players
Season: 4 by five players
Career: 10 by Jeff Davis (1978-81)

Interceptions

Game: 3 by Kit Jackson vs. Wake Forest (1965)
Season: 7 by Fred Knoebel (1951)
Career: 17 by Terry Kinard (1979-82)

Interception Return Yards

Game: 101 by Willie Underwood vs. South Carolina (1980)
Season: 156 (3 int.) by Don Kelley (1970)
Career: 275 (10 int.) by Rex Varn (1976-79)

Single Game Team Defensive Records

Interceptions: 6 vs. South Carolina (1971)
Intercept. Ret. Yds: 143 (4 Returns) vs. Maryland (1970)
QB Sacks: 10 vs. Maryland (1979)
Pass Broken Up: 12 vs. Wake Forest (1979)
Tackles For Loss: 15 vs. Maryland (1979)
Fumble Recoveries: 6 vs. Duke (1965)

Season Team Defensive Records

Interceptions: 25 in 1951
Intercept. Ret. Yds: 361 in 1951
QB Sacks: 44 in 1981
Pass Broken Up: 87 in 1984
Tackles For Loss: 95 in 1984
Fumble Recoveries: 21 in 1956
Most Turnovers Forced: 41 in 1981

SINGLE GAME TACKLE BESTS

No	Name	Opponent	Year
24	Jeff Davis	North Carolina	1980
22	Jeff Davis	Maryland	1980
22	Bubba Brown	Ohio State	1978
22	Bubba Brown	N.C. State	1979
21	Henry Walls	Georgia Tech	1985
21	Willie Anderson	South Carolina	1974
20	Jeff Davis	Tulane	1981
20	Henry Walls	Boston College	1983



Jeff Davis, who graduated with his wife in 1984, holds the Clemson record for tackles in a game and a season.

SINGLE SEASON BESTS

TACKLES

RK	Name	Season	No
1	Jeff Davis	1981	175
2	Bubba Brown	1978	170
3	Jeff Davis	1980	160
4	Henry Walls	1985	153
5	Bubba Brown	1979	150
6	Keith Williams	1985	138
7	Randy Scott	1978	134
8	Randy Scott	1977	133
9	Randy Scott	1976	133
10	Jeff Davis	1979	123

TACKLES FOR LOSS

RK	Name	Season	No
1	William Perry	1984	27
2	Jim Stuckey	1979	20
3	Jeff Bryant	1981	19
4	Randy Scott	1977	18
5	Archie Reese	1977	16
	Steve Durham	1979	16
7	David Reed	1979	15
	William Perry	1983	15
	Michael Dean Perry	1984	15
10	James Robinson	1983	13

SACKS

RK	Name	Season	No
1	William Perry	1984	10
	Jim Stuckey	1979	10
3	Jeff Bryant	1981	8
4	Steve Durham	1979	7
	Michael Dean Perry	1984	7
6	William Perry	1983	6
	Jim Scott	1982	6
	Edgar Pickett	1982	6
	Steve Durham	1980	6
	Jonathan Brooks	1978	6

PASSES BROKEN UP

RK	Name	Season	No
1	Delton Hall	1985	15
	Ty Davis	1984	15
3	Reggie Pleasant	1984	14
4	Perry Williams	1985	13
5	Terry Kinard	1982	12
6	Hollis Hall	1981	11
	Rod McSwain	1983	11

CAREER LEADERS

TACKLES

RK	Player,Pos	Years	Tackles
1	Bubba Brown, LB	1976-79	515
2	Jeff Davis, LB	1978-81	469
3	Randy Scott, LB	1975-78	382
4	Henry Walls, LB	1983-85	316
5	Jim Stuckey, DT	1976-79	314
6	Terry Kinard, FS	1978-82	294
7	William Perry, MG	1981-84	261
8	Keith Williams, LB	1983-85	259
9	Eldridge Milton, LB	1981-85	217
10	Terence Mack, DE	1983-85	214
11	Jeff Bryant, DT	1978-81	212
12	Steve Durham, DT	1979-82	194

SACKS

RK	Name	Years	No
1	William Perry	1981-84	27

2	Jim Stuckey	1976-79	18
3	Steve Durham	1977-80	17
4	Jeff Bryant	1978-81	14
5	James Robinson	1979-83	11
6	Michael Dean Perry	1984-85	9
	Jim Scott	1979-82	9

TACKLES FOR LOSS

RK	Name	Years	No
1	William Perry	1981-84	60
2	Randy Scott	1975-78	43
3	Jim Stuckey	1976-79	36
4	Jeff Bryant	1978-81	28
5	James Robinson	1979-83	25
6	Steve Berlin	1981-85	24
7	Michael Dean Perry	1984-85	22
	Edgar Pickett	1980-83	22

PASSES BROKEN UP

RK	Name	Years	No
1	Terry Kinard	1978-82	30
2	Ty Davis	1980-84	27
3	Reggie Pleasant	1980-84	21
	Ronald Watson	1980-84	21
5	Terence Mack	1983-85	20
	Hollis Hall	1978-81	20
7	Delton Hall	1983-85	19
8	Andy Headen	1979-82	17

CAUSED FUMBLES

RK	Name	Years	No
1	Jeff Davis	1978-81	10
2	William Perry	1981-84	8
	Danny Triplett	1979-82	8
4	Keith Williams	1983-85	6
	Bubba Brown	1976-79	6
6	Andy Headen	1979-82	5

RECOVERED FUMBLES

RK	Name	Years	No
1	Jeff Davis	1978-81	8
2	William Perry	1981-84	7
3	Henry Walls	1983-85	5
	William Devane	1980-83	5
	Eldridge Milton	1981-85	5
	Jim Scott	1980-83	5

YEARLY LEADERS

YEARLY TACKLE LEADERS

1976	Randy Scott, LB	130
1977	Randy Scott, LB	133
1978	Bubba Brown, LB	170
1979	Bubba Brown, LB	150
1980	Jeff Davis, LB	160
1981	Jeff Davis, LB	175
1982	Terry Kinard, FS	89
1983	Henry Walls, LB	93
1984	William Perry, MG	100
1985	Henry Walls, LB	153

YEARLY TACKLE FOR LOSS LEADERS


1976	Randy Scott, LB	12
1977	Randy Scott, LB	18
1978	Randy Scott, LB	11
1979	Jim Stuckey, DT	20
1980	Steve Durham, DT	8
1981	Jeff Bryant, DT	19
1982	Edgar Pickett, DE	10
1983	William Perry, MG	15
1984	William Perry, MG	27
1985	Steve Berlin, DT	9

YEARLY PBU LEADERS

1977	Todd Heniford	7
1978	Steve Ryan	5
1979	Eddie Geathers	6
1980	Willie Underwood	8
1981	Hollis Hall	11
1982	Terry Kinard	12
1983	Rod McSwain	11
1984	Ty Davis	15
1985	Delton Hall	15

YEARLY SACK LEADERS (Sacks-Yards since 1980)

1977	Archie Reese	8
1978	Jonathan Brooks	6
1979	Jim Stuckey	10
1980	Steve Durham	6-44
1981	Jeff Bryant	8-61
1982	Jim Scott	6-44
1983	William Perry	6-40
1984	William Perry	10-68
1985	Steve Berlin	3-26



Terry Kinard, now with the New York Giants, holds the Clemson career mark for passes broken up in a season.

Yearly Leaders

List of Interest

Highest Yards-per-play figures for a season by the Clemson offense:

Rk	Year	Yards	Plays	Avg
1.	1950	3881	630	6.16
2.	1947	2673	483	5.53
3.	1978	5134	946	5.43
4.	1983	4219	778	5.42
5.	1948	3456	646	5.34
6.	1981	4698	910	5.16

SCORING

Year	Name	TDS	FG	PAT	TOT
1927	Bob McCarley	5	0	1	31
1928	O.D. Padgett	7	0	0	42
1929	Goat McMillan	9	0	0	54
1930	Maxcey Welch	10	0	4	64
1931	J.M. Lambert	1	0	0	6
	E.R. Patterson	1	0	0	6
	Fred Hook	1	0	0	6
1932	Henry Woodward	5	0	0	30
1933	Gene Willimon	2	0	0	12
	Bill Dillard	2	0	0	12
1934	Randy Hinson	3	0	0	18
1935	Mac Folger	6	0	0	36
1936	Mac Folger	8	0	0	48
1937	Red Pearson	3	1	8	29
1938	Banks McFadden	5	0	0	30
	Shad Bryant	5	0	0	30
1939	Shad Bryant	4	0	8	32
1940	Aubrey Rion	4	0	4	28
1941	Charlie Timmons	9	0	23	77
1942	Marion Butler	6	0	0	36
1943	James Whitmire	4	0	0	24
1944	Bill Rogers	6	0	1	37
1945	Jim Reynolds	5	0	0	30
	Marion Butler	5	0	0	30
1946	Dutch Leverman	4	0	0	24
	Chip Clark	4	0	0	24
1947	Jim Reynolds	8	0	0	48
1948	Ray Mathews	13	0	0	78
1949	Fred Cone	9	0	1	55
1950	Glenn Smith	7	0	0	42
1951	Fred Cone	15	0	2	92
1952	Billy Hair	3	0	0	18
	Red Whitten	3	0	0	18
	Buck George	3	0	0	18
1953	Dreher Gaskin	5	0	0	30
1954	Jim Coleman	5	0	1	31
1955	Joe Paglieli	7	0	1	43
1956	Joel Wells	8	0	0	48
1957	Bob Spooner	5	0	0	30
	Bill Mathis	5	0	0	30
1958	Harvey White	5	0	0	30
1959	Bill Mathis	11	0	4	70
1960	Bil McGuirt	9	0	0	54
1961	Ron Scrudato	8	0	0	48
1962	Rodney Rogers	0	7	13	34
1963	Frank Pearce	0	4	21	33
1964	Hal Davis	5	0	0	30
1965	Hugh Mauldin	4	0	0	24
	Thomas Ray	4	0	0	24
1966	Jacky Jackson	8	0	0	48
1967	Buddy Gore	9	0	0	54
1968	Ray Yaeger	7	0	0	42
1969	Ray Yaeger	11	0	1	68
1970	Eddie Seigler	0	8	16	40
1971	Eddie Seigler	0	11	14	47
1972	Eddie Seigler	0	11	14	47
1973	Smiley Sanders	10	0	0	60
1974	Mark Fellers	9	0	0	54
1975	Willie Jordan	2	5	14	41
1976	Steve Fuller	6	0	0	36
1977	Lester Brown	9	0	0	54
1978	Lester Brown	17	0	0	102
1979	Obed Ariri	0	16	14	62
1980	Obed Ariri	0	23	18	87
1981	Cliff Austin	9	0	0	54
1982	Cliff Austin	14	0	0	84
1983	Bob Paulling	0	18	36	90
1984	Donald Igwebuike	0	16	41	89
1985	Kenny Flowers	13	0	0	78

RUSHING

Year	Name	Att.	Gain	Avg.
1935	Joe Berry	99	457	4.5
1936	Mac Folger	144	522	3.6
1937	Don Willis	99	329	3.3
1938	Don Willis	103	483	4.7
1939	Charlie Timmons	146	556	3.8
1940	Chippy Maness	86	472	5.4
1941	Charlie Timmons	149	635	4.3
1942	Marion Butler	145	616	4.2
1943	James Whitmire	72	376	5.2
1944	Sid Tinsley	126	479	3.8
1945	Dewey Quinn	89	392	4.4
1946	Bobby Gage	58	264	4.5
1947	Bobby Gage	114	502	4.4
1948	Ray Mathews	113	646	5.7
1949	Ray Mathews	118	728	6.0
1950	Fred Cone	184	845	4.6
1951	Billy Hair	160	698	4.4
1952	Red Whitten	115	445	4.0
1953	Don King	79	243	3.1
1954	Joel Wells	74	352	4.8
1955	Joel Wells	135	782	5.8
1956	Joel Wells	174	803	4.6
1957	Bob Spooner	88	358	4.1
1958	Doug Cline	103	450	4.3
1959	Doug Cline	119	482	4.1
1960	Bill McGuirt	99	320	3.2
1961	Ron Scrudato	99	341	3.4
1962	Pat Crain	94	348	3.7
1963	Pat Crain	137	513	3.7
1964	Hal Davis	87	533	6.1
1965	Hugh Mauldin	194	664	3.4
1966	Buddy Gore	186	750	4.0
1967	Buddy Gore	230	1045	4.5
1968	Buddy Gore	184	776	4.2
1969	Ray Yaeger	223	968	4.3
1970	Ray Yaeger	183	711	3.9
1971	Rick Gilstrap	144	514	3.6
1972	Wade Hughes	177	761	4.3
1973	Smiley Sanders	113	627	5.5
1974	Ken Callicutt	161	809	5.0
1975	Ken Callicutt	145	572	3.9
1976	Warren Ratchford	119	676	5.7
1977	Warren Ratchford	118	616	5.2
1978	Lester Brown	202	1022	5.1
1979	Marvin Sims	158	743	4.7
1980	Chuck McSwain	114	544	4.8
1981	Cliff Austin	163	824	5.1
1982	Cliff Austin	197	1064	5.4
1983	Kevin Mack	151	862	5.7
1984	Stacey Driver	139	627	4.5
1985	Kenny Flowers	227	1200	5.3

PASSING

Year	Name	Att.	Comp.	Pct.	Yards
1935	Joe Berry	72	42	.583	422
1936	Joe Berry	99	32	.323	434
1937	Bob Bailey	88	35	.398	579
1938	Bob Bailey	35	18	.514	272
1939	Banks McFadden	70	31	.443	581
1940	Chippy Maness	51	19	.373	388
1941	"Booty" Payne	90	36	.400	582
1942	Butch Butler	90	38	.422	504
1943	Butch Butler	34	12	.353	166
1944	Sid Tinsley	51	11	.216	248
1945	Butch Butler	45	11	.244	239
1946	Dutch Leverman	62	26	.419	501

Year	Name	Att.	Comp.	Pct.	Yards	Eff. Rating
1947	Bobby Gage	109	47	.413	1002	126.70
1948	Bobby Gage	105	42	.400	799	119.4
1949	Ray Mathews	72	24	.333	487	100.9
1950	Billy Hair	71	29	.408	644	128.0
1951	Billy Hair	164	67	.409	1004	93.61
1952	Don King	69	23	.333	317	52.45
1953	Don King	98	46	.469	706	101.7
1954	Don King	72	32	.444	468	92.3
1955	Don King	79	33	.418	586	96.4
1956	Charlie Bussey	68	26	.382	330	78.75
1957	Harvey White	95	46	.484	841	154.63
1958	Harvey White	87	43	.494	492	89.2
1959	Harvey White	107	56	.523	770	123.8
1960	Lowndes Shingler	145	61	.441	790	79.0
1961	Jim Parker	98	46	.469	735	108.35
1962	Jim Parker	67	30	.448	431	77.91
1963	Jim Parker	117	52	.444	728	88.6
1964	Thomas Ray	59	21	.356	253	60.2
1965	Thomas Ray	175	74	.423	1019	85.0
1966	Jimmy Addison	186	103	.554	1491	125.46
1967	Jimmy Addison	174	82	.471	924	89.67
1968	Billy Ammons	162	74	.457	1006	90.7
1969	Tommy Kendrick	227	107	.471	1457	97.7
1970	Tommy Kendrick	267	133	.498	1407	96.4
1971	Tommy Kendrick	152	64	.421	1040	96.82
1972	Ken Pengitore	131	55	.420	831	85.55
1973	Ken Pengitore	188	82	.436	1370	110.3
1974	Mark Fellers	92	42	.457	783	142.0
1975	Willie Jordan	73	40	.548	728	158.2
1976	Steve Fuller	116	58	.500	835	114.36
1977	Steve Fuller	205	106	.517	1655	124.81
1978	Steve Fuller	187	101	.540	1515	130.12
1979	Billy Lott	174	90	.517	1184	108.4
1980	Homer Jordan	172	85	.494	1311	111.3
1981	Homer Jordan	196	107	.546	1630	130.46
1982	Homer Jordan	100	55	.550	674	104.20
1983	Mike Eppley	166	99	.596	1410	146.02
1984	Mike Eppley	213	116	.545	1494	123.8
1985	Randy Anderson	123	63	.512	703	96.0

RECEIVING

Year	Name	No	Yds	Avg
1938	Gus Goins	8	123	15.4
1939	Joe Blalock	15	322	21.5
1940	Joe Blalock	10	211	21.1
1941	Joe Blalock	13	240	18.5
1942	Marion Craig	14	173	12.4
1943	Eddis Freeman	8	175	21.9
1944	Eddis Freeman	9	162	18.0
1945	Eddis Freeman	7	156	22.3
1946	Eddis Freeman	15	181	12.1
1947	Johnny Poulos	6	169	28.2
1948	Oscar Thompson	19	333	17.5
1949	Glenn Smith	25	446	17.8
1950	Glenn Smith	22	498	22.6
1951	Glenn Smith	39	632	16.2
1952	Oscar Kempson	15	220	14.7
1943	Dreher Gaskin	21	426	20.3
1954	Scott Jackson	11	151	13.7
1955	Joe Paglieli	10	233	23.3
1956	Dalton Rivers	5	76	15.2
1957	Whitey Jordan	12	369	30.7
1958	George Usry	18	171	9.5
1959	Bill Mathis	18	319	17.7
1960	Harry Pavilack	17	272	14.2
1961	Elmo Lam	17	237	13.9
1962	Johnny Case	13	213	16.4
1963	Lou Fogle	17	218	12.8
1964	Hoss Hosteller	8	103	12.9
1965	Phil Rogers	36	466	12.9
1966	Phil Rogers	42	574	13.7
1967	Phil Rogers	28	429	15.3

1968	Charlie Waters	22	411	18.6
	Jack Anderson	22	344	15.6
1969	Charlie Waters	44	738	16.9
1970	John McMakin	40	532	13.3
1971	John McMakin	29	421	14.5
1972	Dennis Goss	21	385	18.3
1973	Bennie Cunningham	22	341	15.5
1974	Bennie Cunningham	24	391	16.3
1975	Joe Walters	26	394	15.2
1976	Jerry Butler	33	484	14.7
1977	Jerry Butler	47	824	17.5
1978	Jerry Butler	58	908	15.7
1979	Perry Tuttle	36	544	15.1
1980	Perry Tuttle	53	915	17.3
1981	Perry Tuttle	52	883	17.0
1982	Jeff Stockstill	25	247	9.9
1983	Ray Williams	19	342	18.0
1984	Terrance Roulhac	26	512	19.7
1985	Terrance Roulhac	31	533	17.2

--Leaders are based on number of receptions.

KICKOFF RETURN YARDS

Year	Name	No.	Yds	Avg
1938	Shad Bryant	5	132	26.4
1939	Shad Bryant	3	54	18.0
1940	Booty Payne	2	43	21.5
1941	Charlie Timmons	6	155	25.8
1942	Marion Craig	5	90	18.0
1943	Bill Rogers	7	138	19.7
1944	Sid Tinsley	9	247	27.4
1945	Butch Butler	8	156	19.5
1946	Bill Rogers	4	84	21.0
1947	Bobby Gage	10	244	24.4
1948	Ray Mathews	6	134	22.3
1949	Fred Cone	7	148	21.1
1950	Jackie Calvert	6	89	14.8
1951	Billy Hair	7	185	26.4
1952	Buck George	7	140	20.0
1953	Joe Paglieli	5	99	19.8
1954	Joe Paglieli	7	138	19.7
1955	Joel Wells	8	181	22.6
1956	Joel Wells	6	140	23.3
1957	George Usry	4	105	26.3
1958	Charlie Horne	6	144	24.0
1959	Bill Mathis	10	294	29.4
1960	Mack Matthews	7	104	14.9
1961	Wendal Black	10	213	21.3
1962	Mack Matthews	10	215	21.5
1963	Mack Matthews	6	139	23.2
1964	Hugh Mauldin	7	181	25.6
1965	Tom Duley	14	311	22.2
1966	Jack Jackson	16	368	23.0
1967	Jack Jackson	11	210	19.1
1968	Jack Anderson	10	257	25.7
1969	John Shields	25	539	21.6
1970	Bob Bosler	28	568	20.3
1971	Dennis Goss	15	355	23.7
1972	David Thomas	23	522	22.7
1973	Jay Washington	22	474	21.5
1974	Warren Ratchford	20	480	24.0
1975	Willie Scott	26	541	20.8
1976	Warren Ratchford	12	226	18.9
1977	Willie Jordan	14	298	21.3
1978	Willie Jordan	11	232	21.1
1979	Andy Headen	10	214	21.4
1980	Andy Headen	12	195	16.3
1981	Perry Tuttle	12	266	22.2
1982	Steve Griffin	9	172	19.1
1983	Ray Williams	21	494	23.5
1984	Ray Williams	19	354	18.6
1985	Ray Williams	26	502	19.3

--Leaders based on total return yards.

INTERCEPTIONS

Year	Name	No.	Yds
1939	Shad Bryant	3	29
1939	Banks McFadden	2	27
1940	Charlie Timmons	4	5
1941	Charlie Wright	4	44
1942	Butch Butler	4	37
1943	Butch Butler	3	3
1944	Billy G. Rogers	3	22
1945	Eddis Freeman	3	24
1946	Gerald Leverman	2	10
1947	Ray Mathews	2	66

1948	Ray Mathews	5	49
1949	Jim Reynolds	3	13
1950	Fred Knoebel	6	68
1951	Fred Knoebel	7	37
1952	Pete Cook	4	47
1953	Ken Moore	2	85
1954	Don King	2	14
1955	Charlie Bussey	2	52
1956	Joel Wells	2	6
1957	Doug Cline	2	34
1958	Bobby Morgan	2	9
1959	George Usry	3	106
1960	Joe Anderson	3	29
1961	Harry Pavilack	2	3
1962	Rodney Rogers	3	16
1963	Jimmy Bell	3	48
1964	Jimmy Bell	5	0
1965	Wayne Page	4	17
1966	Phil Marion	4	31
1967	Richie Luzzi	3	54
1968	John Fulmer	3	24
1969	Dale Henry	3	29
1970	Don Kelley	3	156
1971	Bobby Johnson	4	57
1972	Bobby Johnson	3	16
1973	Lynn Carson	5	65
1974	Dennis Smith	6	47
1975	Peanut Martin	2	9
1976	Randy Scott	2	6
1977	Steve Ryan	6	67
1978	Rex Varn	4	148
1979	Terry Kinard	3	93
1980	Eddie Geathers	3	20
1981	Terry Kinard	6	51
1982	Johnny Rembert	6	128
1983	Ty Davis	4	21
1984	Terence Mack	3	28
1985	Kenny Danforth	2	24

--Leaders based on number of interceptions. Ties broken by return yards gained.

PUNTING

Year	Name	No	Yds	Avg
1938	Bob Bailey	44	1631	37.1
1939	Banks McFadden	65	2828	43.5
1940	Chippy Maness	51	1989	39.0
1941	Booty Payne	47	1931	41.1
1942	Butch Butler	73	2679	36.7
1943	Butch Butler	32	1316	41.1
1944	Sid Tinsley	52	2070	39.8
1945	Butch Butler	50	1864	37.3
1946	Gerald Leverman	30	1067	35.5
1947	Bobby Gage	52	2054	39.5
1948	Bobby Gage	37	1317	35.6
1949	Jackie Calvert	26	1087	41.8
1950	Billy Hair	18	610	33.9
1951	Billy Hair	39	632	29.7
1952	Jack Shown	55	2073	37.7
1953	Don King	18	668	37.1
1954	Joe Paglieli	26	955	36.7
1955	Joe Paglieli	20	782	39.1
1956	Charlie Bussey	39	1410	36.1
1957	Charlie Horne	22	695	31.6
1958	Bill Mathis	22	787	35.8
1959	Lowndes Shingler	24	858	35.8
1960	Eddie Wernitz	38	1376	36.2
1961	Eddie Wernitz	56	2249	40.2
1962	Eddie Wernitz	41	1167	40.7
1963	Hugh Mauldin	37	1157	31.3
1964	Don Barfield	60	2191	36.5
1965	Don Barfield	62	2503	40.4
1966	Don Barfield	55	2132	38.7
1967	Sammy Cain	64	2423	37.9
1968	Sammy Cain	60	2235	37.3

1969	Sammy Cain	48	1785	37.3
1970	Jack Anderson	35	1434	41.0
1971	Tony Anderson	73	2714	37.2
1972	Tony Anderson	71	2724	38.4
1973	Mitch Tyner	61	2552	41.8
1974	Mitch Tyner	66	2649	40.1
1975	Richard Holliday	31	1083	35.0
1976	Mike O'Cain	55	2110	38.4
1977	David Sims	64	2462	38.7
1978	David Sims	50	2010	40.2
1979	David Sims	79	3468	43.9
1980	Richard Hendley	52	2001	38.5
1981	Dale Hatcher	44	1908	43.4
1982	Dale Hatcher	46	1871	40.7
1983	Dale Hatcher	47	2051	43.6
1984	Dale Hatcher	54	2361	43.7
1985	Andy Newell	57	2276	39.9

--Leaders based on 3.6 punts per game, or largest number of punts that season if no one attempted 3.6 per game.

PUNT RETURN YARDS

Year	Name	No.	Yds	Avg
1938	Shad Bryant	27	487	18.0
1939	Shad Bryant	31	202	6.5
1940	Chippy Maness	22	169	7.7
1941	Butch Butler	23	225	9.8
1942	Butch Butler	24	164	6.8
1943	Butch Butler	13	114	8.8
1944	Sid Tinsley	17	142	8.4
1945	Butch Butler	26	280	10.8
1946	Hal Leonard	8	73	9.1
1947	Bobby Gage	14	98	7.0
1948	Bobby Gage	12	303	25.3
1949	Jackie Calvert	15	131	8.7
1950	Jackie Calvert	14	225	16.1
1951	Billy Hair	13	146	11.2
1952	Pete Cook	14	134	14.0
1953	Don King	4	36	9.0
1954	Joe Paglieli	7	134	19.1
1955	Jim Coleman	4	77	19.3
1956	Jim Coleman	10	113	11.3
1957	George Usry	8	59	7.4
1958	Bobby Morgan	11	154	14.0
1959	George Usry	17	183	10.8
1960	Harry Pavilack	6	112	18.7
1961	Elmo Lam	8	179	22.4
1962	Mack Matthews	4	96	24.0
1963	Hugh Mauldin	17	193	11.4
1964	Hugh Mauldin	9	100	11.1
1965	Jacky Jackson	8	73	9.1
1966	Frank Liberatore	11	122	11.1
1967	Richie Luzzi	21	143	6.8
1968	Richie Luzzi	16	178	11.1
1969	Don Kelley	19	165	8.7
1970	Don Kelley	24	389	16.2
1971	Jeff Siepe	9	148	16.4
1972	Jeff Siepe	25	125	5.0
1973	Peanut Martin	18	158	8.8
1974	Joey Walters	9	84	9.3
1975	Stan Rome	12	100	8.3
1976	Joey Walters	15	88	5.9
1977	Willie Jordan	33	300	9.1
1978	Willie Jordan	21	269	12.1
1979	Hollis Hall	27	160	5.9
1980	Terry Kinard	12	50	4.2
1981	Billy Davis	34	275	8.1
1982	Billy Davis	24	160	6.7
1983	Billy Davis	17	83	4.9
1984	Reggie Pleasant	28	173	6.2
1985	Kevin Brady	17	45	2.6

--Leaders based on total return yards.

Single Game Superlatives

Babe Ruth of Clemson

There are many legendary stories about Babe Ruth, but the most famous might be "Calling His Shot," when he accurately predicted he would hit a home run on the next pitch. At the 1981 Wake Forest game, just before he ran down the hill, Clemson freshman runningback Craig Crawford turned to Assistant Coach George Caine and said, "If I get in the game today I'm going to score on the first play." This was quite a statement for someone who had not played in a game yet. But, in the fourth quarter, Crawford got into the game and on his first carry went 72 yards for a touchdown, the 10th longest run in Clemson history. He moved to defense the next season.

LOWEST RUSHING GAMES BY CLEMSON

Yds.	Site, Opponent, Score	Date
-15	a-Boston College (7-14)	10/10/42
-1	a-Boston College (22-32)	10/26/47
6	h-Wake Forest (14-16)	10/4/47
8	a-South Carolina (6-33)	10/21/43
19	a-Auburn (0-51)	10/11/69

LOWEST RUSHING GAMES BY OPPONENTS

Yds.	Site, Opponent, Score	Date
-21	a-Furman (34-6)	11/22/41
-17	h-Furman (41-0)	11/6/48
-14	h-Kentucky (24-6)	10/2/82
-11	a-Furman (14-3)	11/25/39
-9	h-Auburn (34-18)	11/22/47

LOWEST RUSHING GAMES BY BOTH TEAMS

Yds. and Teams	Site, Score	Date
119 (CU 46, South Carolina 73)	a-(8-13)	10/21/54
121 (CU 56, Virginia Military 65)	1-(0-0)	9/26/42
129 (CU 67, Baylor 62)	2-(18-24)	12/31/79
130 (CU 69, Georgia Tech 61)	a-(0-27)	9/28/63
160 (CU 98, Wake Forest 62)	a-(28-7)	9/24/60
164 (CU 6, Wake Forest 158)	h-(14-16)	10/4/47
164 (CU 111, N.C. State 53)	a-(7-0)	9/29/62
168 (CU 134, Maryland 34)	a-(17-19)	10/15/60
168 (CU 162, Maryland 6)	a-(16-0)	11/9/68
169 (CU 140, N.C. State 29)	h-(23-0)	10/10/59
169 (CU 93, Auburn 76)	a-(14-24)	10/28/61
1-Lynchburg, VA	2-Atlanta, GA (Peach Bowl)	

HIGHEST RUSHING GAMES BY CLEMSON

Yds.	Site, Opponent, Score	Date
536	h-Wake Forest (82-24)	10/31/81
516	h-Presbyterian (76-0)	9/22/45
448	h-Furman (41-0)	11/6/48
439	h-Presbyterian (66-0)	9/21/57
436	h-Presbyterian (55-0)	9/23/50

HIGHEST RUSHING GAMES BY OPPONENTS

Yds.	Site, Opponent, Score	Date
478	a-Tulane (20-36)	11/18/44
475	a-Oklahoma (3-52)	9/30/72
458	a-South Carolina (20-56)	11/22/75
444	a-Wake Forest (20-36)	10/17/70
437	a-Alabama (0-56)	9/20/75
434	a-Texas A&M (0-24)	9/14/74

HIGHEST RUSHING GAMES BY BOTH TEAMS

Yds. and Teams	Site, Score	Date
707 (CU 397, South Carolina 310)	h-(41-23)	11/25/78
697 (CU 433, South Carolina 264)	h-(39-21)	11/23/74
690 (CU 232, South Carolina 458)	a-(20-56)	11/22/75
671 (CU 283, N.C. State 388)	a-(21-38)	10/23/76
653 (CU 390, North Carolina 263)	h-(54-32)	11/9/74
635 (CU 160, Oklahoma 475)	a-(3-52)	9/30/72
633 (CU 398, Presbyterian 235)	h-(69-7)	9/17/49
629 (CU 300, North Carolina 329)	h-(23-27)	11/6/76
624 (CU 536, Wake Forest 88)	h-(82-24)	10/31/81
610 (CU 251, South Carolina 359)	a-(20-32)	11/24/73

LOWEST PASSING GAMES BY CLEMSON

Yds. Comp. Att.	Site, Opponent, Score	Date
-1 (1 for 6)	a-Maryland (6-6)	10/10/56
0 (0 for 3)	1-George Washington (27-0)	11/5/38
0 (0 for 4)	h-Presbyterian (32-13)	9/19/42
0 (0 for 2)	a-South Carolina (6-33)	10/21/43
0 (0 for 2)	a-South Carolina (20-13)	10/19/44
0 (0 for 8)	a-South Carolina (0-6)	10/23/52
0 (0 for 6)	a-Fordham (12-12)	11/8/52
0 (0 for 5)	h-Presbyterian (33-7)	9/19/53
0 (0 for 0)	a-South Carolina (7-0)	10/25/56
0 (0 for 2)	h-Virginia Tech (21-6)	11/23/56
	1-Greenville, S.C.	

LOWEST PASSING GAMES BY OPPONENTS

Yds. Comp. Att.	Site, Opponent, Score	Date
0 (0 for 10)	h-Presbyterian (26-0)	9/17/38
0 (0 for 0)	a-Wake Forest (7-0)	10/28/38
0 (0 for 7)	a-George Washington (19-0)	10/31/41

0 (0 for 4)	a-Miami, Fla. (6-7)	11/2/45
0 (0 for 7)	a-The Citadel (20-0)	12/4/48
0 (0 for 2)	h-Presbyterian (69-7)	9/17/49
0 (0 for 9)	a-South Carolina (14-14)	10/19/50
0 (1 for 9)	a-Virginia (20-7)	9/24/55
0 (0 for 13)	a-Rice (19-0)	10/31/59

LOWEST PASSING GAMES BY BOTH TEAMS

Yds. and Teams	Site, Score	Date
4 (CU 4, George Washington, 0)	a-(19-0)	10/31/41
11 (CU -1, Maryland 12)	a-(6-6)	11/10/56
27 (CU 0, South Carolina 27)	a-(20-13)	10/19/44
33 (CU 27, Furman 6)	a-(14-3)	11/25/39
33 (CU 12, Presbyterian 21)	h-(34-0)	9/23/44
34 (CU 34, Rice 0)	a-(19-0)	10/31/59
39 (CU 10, Tulane 29)	a-(0-13)	11/3/40
39 (CU 39, Virginia 0)	a-(20-7)	9/24/55
40 (CU 0, Virginia Tech 40)	h-(21-6)	11/3/56
42 (CU 39, George Washington 3)	h-(0-7)	11/7/42

HIGHEST PASSING GAMES BY CLEMSON

Yds. Comp. Att.	Site, Opponent, Score	Date
364 (13 of 26)	a-Duke (30-35)	10/19/63
342 (23 of 48)	a-North Carolina (13-17)	11/6/65
315 (13 of 21)	h-Virginia (40-35)	9/24/66
300 (18 of 30)	a-Georgia Tech (28-33)	9/22/75
290 (15 of 31)	a-Duke (27-34)	11/8/69
280 (11 of 16)	a-Furman (35-7)	11/8/47

HIGHEST PASSING GAMES BY OPPONENTS

Yds. Comp. Att.	Site, Opponent, Score	Date
387 (23 of 37)	1-Pittsburgh (3-34)	12/30/77
368 (31 of 47)	a-Rice (10-29)	9/23/72
367 (34 of 53)	a-Duke (38-31)	10/15/83
361 (23 of 35)	h-Maryland (31-34)	11/16/85
360 (21 of 36)	h-Duke (39-22)	10/19/68
341 (15 of 30)	a-Florida State (13-38)	11/7/70
	1-Jacksonville, FL (Gator Bowl)	

HIGHEST PASSING GAMES BY BOTH TEAMS

Yds. and Teams	Site, Score	Date
627 (CU 315, Virginia 312)	h-(40-35)	9/24/66
578 (CU 237, Florida State 341)	a-(13-38)	11/7/70
563 (CU 235, Duke 328)	h-(54-21)	10/20/84
547 (CU 187, Duke 360)	h-(39-22)	10/19/68
545 (CU 158, Pittsburgh 387)	1-(3-34)	12/30/77
536 (CU 244, Duke 292)	h-(10-21)	10/24/70
502 (CU 290, Duke 212)	a-(27-34)	11/8/69
498 (CU 364, Duke 134)	a-(30-35)	10/19/63
498 (CU 131, Duke 367)	a-(38-31)	10/15/83
485 (CU 117, Rice 368)	a-(10-29)	9/23/72
	1-Jacksonville, Fla. (Gator Bowl)	

LOWEST TOTAL OFFENSE GAMES BY CLEMSON

Yds.	Site, Opponent, Score	Date
8 (8 rush, 0 pass)	a-South Carolina (6-33)	10/21/43
51 (48 rush, 3 pass)	a-N.C. State (0-18)	10/11/47
63 (53 rush, 10 pass)	a-Tulane (0-13)	11/3/40
85 (-15 rush, 100 pass)	a-Boston College (7-14)	10/10/42
90 (68 rush, 22 pass)	a-Maryland (0-34)	11/14/64
94 (19 rush, 75 pass)	a-Auburn (0-51)	10/11/69

LOWEST TOTAL OFFENSE GAMES BY OPPONENTS

Yds.	Site, Opponent, Score	Date
-12 (-17 rush, 5 pass)	h-Furman, (41-0)	11/6/48
-5 (-11 rush, 6 pass)	a-Furman (14-3)	11/25/39
29 (29 rush, 0 pass)	a-The Citadel (20-0)	12/4/48
35 (-21 rush, 56 pass)	a-Furman (34-6)	11/22/41
41 (20 rush, 21 pass)	a-Virginia (35-0)	10/26/63
57 (57 rush, 0 pass)	h-Presbyterian (26-0)	9/17/38

LOWEST TOTAL OFFENSE GAMES BY BOTH TEAMS

Yds. and Teams	Site, Score	Date
179 (CU 56-55, Virginia Military 65-3)	1-(0-0)	9/26/42
250 (CU 228-27, Furman 11-6)	a-(14-3)	11/25/39
273 (CU 69-37, Georgia Tech 61-106)	a-(0-27)	9/28/63
273 (CU 109-76, Wake Forest 88-0)	a-(7-0)	10/28/38
275 (CU 119-4, George Washington 152-0)	a-(19-0)	10/31/41
283 (CU 97-92, Miami (FL) 94-0)	a-(6-7)	11/2/45
291 (CU 174-10, South Carolina 66-41)	a-(0-0)	10/25/45
310 (CU 155-98, Presbyterian 57-0)	h-(26-0)	9/17/38
313 (CU 105-34, Furman 115-59)	h-(10-7)	11/24/38
316 (CU 217-39, George Washington 57-3)	h-(0-7)	11/7/42

1-Lynchburg, VA

HIGHEST TOTAL OFFENSE GAMES BY CLEMSON

Yds.	Site, Opponent, Score	Date
756 (536 rush, 220 pass)	h-Wake Forest (82-24)	10/31/81
597 (516 rush, 83 pass)	h-Presbyterian (76-0)	9/22/45
567 (322 rush, 245 pass)	h-Citadel (58-3)	9/16/78
563 (323 rush, 240 pass)	a-Duke (38-10)	10/17/81
558 (436 rush, 122 pass)	h-Presbyterian (55-0)	9/23/50
556 (433 rush, 123 pass)	h-South Carolina (39-21)	11/23/74
550 (419 rush, 131 pass)	a-Virginia (30-14)	10/14/78
550 (342 rush, 208 pass)	a-Wake Forest (51-6)	11/4/78

HIGHEST TOTAL OFFENSE GAMES BY OPPONENTS

Yds.	Site, Opponent, Score	Date
616 (458 rush, 158 pass)	a-South Carolina (20-56)	11/22/75
577 (406 rush, 171 pass)	2-Maryland (23-41)	11/17/84
566 (179 rush, 387 pass)	1-Pittsburgh (3-34)	12/30/77
551 (364 rush, 187 pass)	a-Tennessee (28-29)	10/26/74
546 (254 rush, 292 pass)	h-Duke (10-21)	10/24/70
523 (283 rush, 240 pass)	h-Auburn (0-44)	10/10/70
523 (162 rush, 361 pass)	h-Maryland (31-34)	11/16/85

1-Jacksonville, Fla. (Gator Bowl), 2-Baltimore, MD

HIGHEST TOTAL OFFENSE GAMES BY BOTH TEAMS

Yds and Teams	Site, Score	Date
1107 (CU 536-220, Wake Forest 88-263)	h-(82-24)	10/31/81
1022 (CU 383-131, Duke 141-367)	a-(38-31)	10/15/83
1009 (CU 232-161, South Carolina 458-158)	a-(20-56)	11/22/75
997 (CU 305-187, Duke 145-360)	h-(29-22)	10/19/68
978 (CU 390-193, North Carolina 263-132)	h-(54-32)	11/9/74
930 (CU 195-158, Maryland 406-171)	1-(23-41)	11/17/84
928 (CU 433-123, South Carolina 264-108)	h-(39-21)	11/23/74
924 (CU 312-235, Duke 49-328)	h-(54-21)	10/20/84
915 (CU 283-138, N.C. State 388-106)	a-(21-38)	10/23/76
904 (CU 275-227, Virginia 315-87)	h-(32-27)	10/13/73

1-Baltimore, MD

Individual Bests

HIGHEST INDIVIDUAL TOTAL OFFENSE GAMES BY CLEMSON

Yds.	Player	Site, Opp., Score	Date
374 (141 rush, 233 pass)	Bobby Gage	h-Auburn (34-18)	11/22/47
335 (12 rush, 323 pass)	Thomas Ray	a-North Carolina (13-17)	11/6/65
312 (100 rush, 212 pass)	Ken Pengitore	a-North Carolina (37-29)	11/10/73
312 (42 rush, 270 pass)	Homer Jordan	h-Maryland (21-7)	11/14/81
310 (83 rush, 227 pass)	Ken Pengitore	h-Virginia (32-27)	10/13/73
297 (174 rush, 123 pass)	Billy Hair	h-Presbyterian (53-6)	9/22/51
297 (113 rush, 184 pass)	Billy Hair	h-Auburn (34-0)	11/26/51
290 (47 rush, 243 pass)	Mike O'Cain	a-North Carolina (38-35)	11/8/75
289 (104 rush, 185 pass)	Billy Hair	h-Duquesne (53-20)	11/4/50
288 (37 rush, 251 pass)	Willie Jordan	a-Georgia Tech (28-33)	9/27/75

HIGHEST INDIVIDUAL TOTAL OFFENSE GAMES BY OPPONENTS

Yds.	Player	Site, Team Score	Date
402 (15 rush, 387 pass)	Matt Cavanaugh	1-Pittsburgh (3-34)	12/30/77
377 (10 rush, 367 pass)	Ben Bennett	a-Duke (38-31)	10/15/83
368 (7 rush, 361 pass)	Stan Gelbaugh	h-Maryland (31-34)	11/16/85
352 (40 rush, 312 pass)	Bob Davis	h-Virginia (40-35)	9/24/66
346 (-22 rush, 368 pass)	Bruce Gadd	a-Rice (10-29)	9/23/72
318 (31 rush, 287 pass)	Leo Hart	h-Duke (10-21)	10/24/70
318 (2 rush, 316 pass)	Tommy Suggs	h-S. Carolina (32-28)	11/21/70

1-Jacksonville, FL (Gator Bowl)

MOST INDIVIDUAL RUSHING ATTEMPTS BY CLEMSON

Attempts	Player	Site, Opp., Score	Date
36 (133 yards)	Jim Shirley	a-N.C. State (6-0)	10/6/51
36 (202 yards)	Ray Yaeger	h-W. Forest (28-14)	10/18/69
35 (201 yards)	Ray Yaeger	h-N. Carolina (24-14)	11/16/68
33 (163 yards)	Fred Cone	a-Auburn (41-0)	11/25/50
33 (234 yards)	Don King	a-Fordham (12-12)	11/8/52
32 (92 yards)	Buddy Gore	h-S. Carolina (3-7)	11/23/68
31 (81 yards)	Fred Cone	1-Miami, FL (15-14)	1/1/51
31 (144 yards)	Hugh Mauldin	h-TX Christian (3-0)	10/23/65
31 (131 yards)	Buddy Gore	a-N. Carolina (17-0)	11/4/67
31 (189 yards)	Buddy Gore	a-S. Carolina (23-12)	11/25/67

1-Miami, FL (Orange Bowl)

MOST INDIVIDUAL RUSHING ATTEMPTS BY OPPONENTS

Attempts	Player	Site, Opp., Score	Date
45 (249 yards)	James McDougald	a-W. Forest (14-20)	10/9/76
32 (184 yards)	Don McCauley	h-N. Carolina (7-42)	11/14/70

32 (178 yards)	Charlie Wysocki	h-Maryland (0-19)	9/15/79
30 (106 yards)	Charlie Wysocki	a-Maryland (7-34)	11/15/80
29 (214 yards)	Alvin Blount	2-Maryland (23-41)	11/17/84
28 (228 yards)	Mike Voight	a-N. Carolina (38-35)	11/8/75
28 (197 yards)	Steve Atkins	a-Maryland (28-24)	11/18/78
28 (168 yards)	George Rogers	h-S. Carolina (27-6)	11/22/80
28 (111 yards)	Herschel Walker	h-Georgia (13-3)	9/19/81
27 (89 yards)	Mike Ramseur	1-Wake Forest	11/27/82

1-Tokyo, Japan (Mirage Bowl), 2-Baltimore, MD

HIGHEST INDIVIDUAL RUSHING GAMES BY CLEMSON

Yds.	Player	Site, Opp., Score	Date
260 (27 carries)	Cliff Austin	h-Duke (49-14)	10/16/82
234 (33 carries)	Don King	a-Fordham (12-12)	11/8/52
204 (15 carries)	Buck George	h-Presbyterian (53-13)	9/20/52
202 (36 carries)	Ray Yaeger	h-Wake Forest (28-14)	10/18/69
201 (35 carries)	Ray Yaeger	h-North Carolina (24-14)	11/16/68
197 (27 carries)	Ken Callicutt	h-South Carolina (39-21)	11/23/74
189 (31 carries)	Buddy Gore	a-South Carolina (23-12)	11/25/67
186 (30 carries)	Kevin Mack	h-Maryland (52-27)	11/12/83
182 (6 carries)	Bobby Gage	h-Presbyterian (42-0)	9/20/47
179 (13 carries)	Hal Davis	h-Virginia (29-7)	10/31/64

HIGHEST INDIVIDUAL RUSHING GAMES BY OPPONENTS

Yds.	Player	Site, Team, Score	Date
256 (19 carries)	Steve Wadiak	a-S. Carolina (14-14)	10/19/50
249 (45 carries)	James McDougald	a-W. Forest (20-36)	10/9/76
230 (20 carries)	Larry Hopkins	a-W. Forest (14-20)	10/17/70
228 (28 carries)	Mike Voight	a-N. Carolina (38-35)	11/8/75
227 (24 carries)	Ted Brown	h-N.C. State (7-45)	11/25/75
217 (16 carries)	Brent Cunningham	a-Ga. Tech (7-28)	10/3/70
214 (29 carries)	Alvin Blount	1-Maryland (23-41)	11/17/84
204 (22 carries)	Bubba Bean	h-Texas A&M (15-30)	10/6/73
197 (28 carries)	Steve Atkins	a-Maryland (28-14)	11/18/78
184 (32 carries)	Don McCauley	h-N. Carolina (7-42)	11/14/70

1-Baltimore, MD

HIGHEST INDIVIDUAL PASSING GAMES BY CLEMSON

Yds.	Player	Site, Opp., Score	Date
323 (21 of 43)	Thomas Ray	a-North Carolina (13-17)	11/6/65
283 (12 of 19)	Jimmy Addison	h-Virginia (40-35)	9/24/66
270 (20 of 29)	Homer Jordan	h-Maryland (21-7)	11/14/81
258 (13 of 24)	Harvey White	a-Furman (45-6)	11/30/57
252 (9 of 14)	Tommy Kendrick	1-Virginia (32-15)	10/16/71
251 (13 of 21)	Willie Jordan	a-Georgia Tech (28-33)	9/27/75
248 (17 of 26)	Mike Eppley	h-N.C. State (27-17)	10/22/83
246 (11 of 23)	Jim Parker	a-Duke (30-35)	10/19/63
245 (9 of 11)	Bobby Gage	a-Furman (35-7)	11/8/47

1-Richmond, VA (Tobacco Bowl)

HIGHEST INDIVIDUAL PASSING GAMES BY OPPONENTS

Yds.	Player	Site, Team, Score	Date
387 (23 of 36)	Matt Cavanaugh	1-Pittsburgh (3-34)	12/30/77
368 (31 of 46)	Bruce Gadd	a-Rice (10-29)	9/23/72
367 (34 of 53)	Ben Bennett	a-Duke (38-31)	10/15/83
361 (23 of 35)	Stan Gelbaugh	h-Maryland (31-34)	11/16/85
316 (19 of 34)	Leo Hart	h-Duke (39-22)	10/19/68
316 (19 of 29)	Tommy Suggs	h-S. Carolina (32-38)	11/21/70
312 (26 of 48)	Bob Davis	h-Virginia (40-35)	9/24/66
299 (17 of 32)	Gary Schofield	2-Wake Forest	11/27/82

1-Jacksonville, FL (Gator Bowl), 2-Tokyo, Japan (Mirage Bowl)

HIGHEST INDIVIDUAL PASS RECEPTION GAMES BY CLEMSON

No. & Yds.	Player	Site, Opp., Score	Date
11 (129 yards)	Phil Rogers	a-North Carolina (13-17)	11/6/65
10 (144 yards)	Charlie Waters	h-Alabama (13-38)	10/25/69
10 (124 yards)	Perry Tuttle	a-W. Forest (35-33)	11/1/80
10 (151 yards)	Perry Tuttle	h-Maryland (21-7)	11/14/81
9 (90 yards)	John McMakin	a-Florida State (13-38)	11/7/70
8 (87 yards)	Jimmy Abrams	h-Alabama (10-13)	10/28/67
8 (101 yards)	Charlie Waters	h-Georgia (0-30)	9/27/69
8 (141 yards)	Jim Lanzendoen	h-Virginia (32-27)	10/13/73
8 (108 yards)	Perry Tuttle	1-Baylor (18-24)	12/31/79
8 (92 yards)	Perry Tuttle	a-Georgia (16-20)	9/20/80

1-Atlanta, GA (Peach Bowl)

HIGHEST INDIVIDUAL PASS RECEPTION GAMES BY OPPONENTS

No. & Yds.	Player	Site, Team, Score	Date
13 (209 yards)	Henley Carter	h-Duke (39-22)	10/19/68
13 (149 yards)	Wes Chesson	a-Duke (10-21)	10/24/70
13 (132 yards)	Mark Militello	a-Duke (38-31)	10/15/83
12 (115 yards)	Phil Denfeld	h-Wake Forest (82-24)	10/31/81
11 (131 yards)	Larry Seivers	a-Tennessee (19-21)	10/2/76
11 (113 yards)	John Tice	a-Maryland (24-22)	11/13/82
10 (83 yards)	Darryl Hill	h-Maryland (21-6)	11/16/63
10 (113 yards)	Ed Carrington	h-Virginia (40-35)	9/24/66
10 (109 yards)	Edwin Collins	a-Rice (10-29)	9/23/72
10 (163 yards)	Gordon Jones	1-Pittsburgh (3-34)	12/30/77

1-Jacksonville, FL (Gator Bowl)

MOST INDIVIDUAL PASSING ATTEMPTS BY CLEMSON

No. (Comp. Yds.)	Player	Site, Opp., Score	Date
48 (27, 237 yards)	Tommy Kendrick	a-FL State (13-38)	11/7/70
43 (21, 323 yards)	Thomas Ray	a-N. Carolina (13-17)	11/6/65
40 (20, 225 yards)	Tommy Kendrick	h-Georgia (0-30)	9/27/69

39 (23, 244 yards)	Tommy Kendrick	h-Duke (10-21)	10/24/70
38 (18, 183 yards)	Jimmy Addison	h-Alabama (10-13)	10/28/67
34 (21, 242 yards)	Tommy Kendrick	a-W. Forest (20-36)	10/17/70
34 (11, 80 yards)	Tommy Kendrick	h-N. Carolina (7-42)	11/14/70
34 (17, 204 yards)	Billy Lott	1-Baylor (18-24)	12/31/79
30 (14, 116 yards)	Billy Ammons	h-Auburn (10-21)	10/12/68
30 (17, 220 yards)	Randy Anderson	a-VPI (20-17)	9/19/85
1-Atlanta, GA (Peach Bowl)			

MOST INDIVIDUAL PASSING ATTEMPTS BY OPPONENTS

No. (Comp. Yds.)	Player	Site, Opp., Score	Date
56 (28, 283 yards)	Jay Venuto	a-W. Forest (35-33)	11/1/80
53 (34, 367 yards)	Ben Bennett	a-Duke (38-31)	10/15/83
48 (26, 312 yards)	Bob Davis	h-Virginia (40-35)	9/23/72
46 (31, 368 yards)	Bruce Gadd	a-Rice (10-29)	9/23/72
42 (19, 244 yards)	Ronnie Mixon	h-W. Carolina (21-10)	9/25/82
40 (23, 208 yards)	Steve Casey	h-VA Tech (13-10)	10/5/80
39 (16, 261 yards)	Ron Bass	h-S. Carolina (28-9)	11/20/76
39 (24, 279 yards)	Boomer Esiason	a-Maryland (24-22)	11/13/82
39 (22, 209 yards)	Scott Stankavage	a-N. Carolina (16-3)	11/5/85
38 (15, 167 yards)	Boomer Esiason	h-Maryland (21-7)	11/14/81

MOST INDIVIDUAL PASS COMPLETIONS BY CLEMSON

No. (Att., Yds.)	Player	Site, Opp., Score	Date
25 (of 48, 237 yards)	Tommy Kendrick	a-FL State (13-38)	11/7/70
23 (of 39, 244 yards)	Tommy Kendrick	h-Duke (10-21)	10/24/70
21 (of 43, 323 yards)	Thomas Ray	a-N. Carolina (13-17)	11/6/65
21 (of 34, 242 yards)	Tommy Kendrick	a-W. Forest (20-36)	10/17/70
20 (of 40, 225 yards)	Tommy Kendrick	h-Georgia (0-30)	9/27/69
20 (of 29, 270 yards)	Homer Jordan	h-Maryland (21-7)	11/14/81
18 (of 38, 183 yards)	Jimmy Addison	h-Alabama (10-13)	10/28/67
17 (of 30, 220 yards)	Randy Anderson	a-VPI (20-17)	9/14/85
17 (of 26, 248 yards)	Mike Eppley	h-N.C. State (27-17)	10/22/83
17 (of 34, 204 yards)	Billy Lott	1-Baylor (18-24)	12/31/79
1-Atlanta, GA (Peach Bowl)			

MOST INDIVIDUAL PASS COMPLETIONS BY OPPONENTS

No. (Att., Yds.)	Player	Site, Opp., Score	Date
34 (of 53, 367 yards)	Ben Bennett	a-Duke (38-31)	10/15/83
31 (of 46, 368 yards)	Bruce Gadd	a-Rice (10-29)	9/23/72
28 (of 56, 283 yards)	Jay Venuto	a-W. Forest (35-33)	11/1/80
26 (of 48, 312 yards)	Bob Davis	h-Virginia (40-35)	9/24/66
26 (of 36, 287 yards)	Leo Hart	h-Duke (10-21)	10/24/70
24 (of 39, 279 yards)	Boomer Esiason	a-Maryland (24-22)	11/13/82
23 (of 36, 387 yards)	Matt Cavanaugh	1-Pittsburgh (3-34)	12/30/77
23 (of 40, 208 yards)	Steve Casey	h-VA Tech (13-10)	10/5/80
23 (of 35, 361 yards)	Stan Gelbaugh	h-Maryland (31-34)	11/16/85
22 (of 39, 209 yards)	Scott Stankavage	a-N. Carolina (16-3)	11/5/83
1-Jacksonville, FL (Gator Bowl)			

HIGHEST INDIVIDUAL YARDS RECEIVING GAMES BY CLEMSON

Yds. & No.	Player	Site, Opp., Score	Date
163 (5 receptions)	Jerry Butler	a-Georgia Tech (31-14)	9/24/77
161 (7 receptions)	Perry Tuttle	h-W. Forest (82-24)	10/31/81
152 (2 receptions)	Craig Brantley	h-Virginia (28-9)	11/16/74
151 (7 receptions)	Perry Tuttle	h-Maryland (21-7)	11/14/81
145 (6 receptions)	Perry Tuttle	h-Furman (21-0)	9/8/79
144 (10 receptions)	Charlie Waters	h-Alabama (13-38)	10/25/69
141 (8 receptions)	Jim Lanzendoen	h-Virginia (32-27)	10/13/73
140 (5 receptions)	Jerry Butler	a-Maryland (28-24)	11/18/78
140 (6 receptions)	Perry Tuttle	h-Virginia Tech (13-10)	10/4/80

HIGHEST INDIVIDUAL YARDS RECEIVING GAMES BY OPPONENTS

No. & Yds.	Player	Site, Team, Score	Date
209 (13 receptions)	Henley Carter	h-Duke (39-22)	10/19/68
163 (10 receptions)	Gordon Jones	1-Pittsburgh (3-34)	12/30/77
151 (7 receptions)	Rhett Dawson	a-FL State (13-38)	11/7/70
149 (13 receptions)	Wes Chesson	a-Duke (10-21)	10/24/70
146 (4 receptions)	Chuck Herring	h-Duke (54-21)	10/20/84
132 (7 receptions)	Jimmy Mitchell	h-S. Carolina (32-38)	11/21/70
132 (13 receptions)	Mark Miltello	a-Duke (38-31)	10/15/83
131 (11 receptions)	Larry Seivers	a-Tennessee (19-21)	10/2/76
129 (6 receptions)	Chuck Belic	h-Virginia (37-21)	10/21/72
124 (6 receptions)	Gerald Harp	h-W. Carolina (17-10)	9/27/80
1-Jacksonville, FL (Gator Bowl)			

HIGHEST INDIVIDUAL KICKOFF RETURN YARDAGE BY CLEMSON

Yds & No.	Player	Site, Team, Score	Date
174 (5 returns)	David Thomas	a-Georgia Tech (9-31)	10/7/72
160 (7 returns)	John Shields	h-Alabama (13-38)	10/25/69
159 (6 returns)	Dennis Goss	a-North Carolina (13-26)	11/6/71
143 (3 returns)	Bill Mathis	a-Georgia Tech (6-16)	10/25/59
132 (6 returns)	Bob Bosler	h-Auburn (0-44)	10/10/70
131 (6 returns)	John Shields	a-North Carolina (15-32)	11/15/69
126 (4 returns)	Warren Ratchford	h-North Carolina (52-32)	11/9/74
118 (4 returns)	Jay Washington	h-Virginia (32-27)	10/13/73
115 (6 returns)	Ray Williams	a-Kentucky (7-26)	10/5/85
112 (5 returns)	Ray Williams	a-Duke (38-31)	10/15/83

HIGHEST INDIVIDUAL PUNT RETURN YARDAGE BY CLEMSON

Yds. & No.	Player	Site, Team, Score	Date
167 (4 returns)	Don Kelley	a-Maryland (24-11)	10/31/70
102 (2 returns)	Richie Luzzi	a-Georgia (13-31)	9/28/68
101 (3 returns)	Bobby Gage	h-N. C. State (6-0)	10/2/48
99 (5 returns)	Willie Jordan	a-Virginia Tech (31-13)	10/1/77
97 (3 returns)	Shad Bryant	1-G. Washington (27-0)	11/5/38
94 (3 returns)	Frank Liberatore	h-Virginia (40-35)	9/24/66
90 (1 return)	Shad Bryant	2-Virginia Military (7-7)	10/8/38
90 (2 returns)	Mack Matthews	a-Wake Forest (24-7)	10/6/62
1-Greenville, SC; 2-Charlotte, NC			

HIGHEST INDIVIDUAL RETURN YARDAGE (Punt, Interception and Kickoff) BY CLEMSON

Yds. & Method	Player	Site, Opponent, Score	Date
223 (167 PR, 56 IR)	Don Kelley	a-Maryland (24-11)	10/31/70
174 (174 KOR)	David Thomas	a-Georgia Tech (9-31)	10/7/72
160 (160 KOR)	John Shields	h-Alabama (13-38)	10/25/69
159 (159 KOR)	Dennis Goss	a-North Carolina (13-26)	11/6/71
145 (73 PR, 72 KOR)	Billy Hair	1-Miami (FL) (0-14)	1/1/52
143 (143 KOR)	Bill Mathis	a-Georgia Tech (6-16)	10/3/59
132 (132 KOR)	Bob Bosler	h-Auburn (0-44)	10/10/70
131 (131 KOR)	John Shields	a-North Carolina (15-32)	11/15/69
126 (126 KOR)	Warren Ratchford	h-North Carolina (54-32)	11/9/74
123 (51 IR, 72 PR)	Gary Barnes	h-Furman (35-6)	11/18/61
PR-Punt Return, IR-Interception Return, KOR-Kickoff Return			
1-Jacksonville, FL (Gator Bowl)			

HIGHEST INDIVIDUAL ALL-PURPOSE RUNNING GAMES BY CLEMSON

Yds	Name	Opponent	Year	Rush	Rec	KOR	PR
260	Cliff Austin	Duke	1982	260			
254	Don King	Fordham	1952	234		20	
252	Ken Callicutt	S. Carolina	1974	197	55		
246	Buck George	Presbyterian	1952	204	42		
232	Bobby Gage	Pittsburgh	1947	136		89	7
221	Jackie Calvert	Duquesne	1950	56	100	42	23
220	Ray Yauger	Wake Forest	1969	202	18		
219	Perry Tuttle	Wake Forest	1981		161	58	
213	Billy Hair	Furman	1950	141	49	23	
206	Buddy Gore	S. Carolina	1967	189	17		
203	Jackie Calvert	Presbyterian	1950	109		5	89
202	Billy Hair	Boston Coll.	1950	124	25		53
201	Ray Yauger	N. Carolina	1968	201			

Note: Here are other 200-yard games when including interception returns.

Yds	Name	Opponent	Year	Rush	Rec	KOR	PR	IR
220	Don Kelly	Maryland	1970				167	56
217	Billy Hair	Presbyterian	1951	174				43
210	Jackie Calvert	Presbyterian	1950	109		5	89	7
200	Hal Davis	Virginia	1964	179			2	19
200	Ray Mathews	Citadel	1948	97	80		17	6

CLEMSON'S 21 HEAD COACHES

No.	Name	Years	Yrs.	W	L	T	Pct.
1.	W. M. Riggs	1896, 1899	2	6	3	0	.667
2.	W. W. Williams	1897	1	2	2	0	.500
3.	J. A. Penton	1898	1	3	1	0	.750
4.	John Heisman	1900-1903	4	19	3	2	.833
5.	Shack Shealy	1904	1	3	3	0	.500
6.	E. B. Cochems	1905	1	3	2	1	.583
7.	Bob Williams	1906, 1909					
		1913-1915	5	21	14	6	.585
8.	Frank Shaughnessy	1907	1	4	4	0	.500
9.	J. N. Stone	1908	1	1	6	0	.143
10.	Frank Dobson	1910-1912	3	11	12	1	.479
11.	Wayne Hart	1916	1	3	6	0	.333
12.	E. A. Donahue	1917-1920	4	21	12	3	.625
13.	E. J. Stewart	1921-1922	2	6	10	2	.389
14.	Bud Saunders	1923-1926	4	10	22	1	.318
15.	Josh Cody	1927-1930	4	29	11	1	.720
16.	Jess Neely	1931-1939	9	43	35	7	.547
17.	Frank Howard	1940-1969	30	165	118	12	.580
18.	Hootie Ingram	1970-1972	3	12	21	0	.364
19.	Red Parker	1973-1976	4	17	25	2	.409
20.	Charley Pell	1977-1978	2	18	4	1	.804
21.	Danny Ford	1979-	7	58	21	2	.728

Tigers In All-Star Action

Throwing to Backs

In the pro ranks throwing to backs out of the backfield is the sign of an intricate offense. But, at Clemson it does not follow Danny Ford's normal philosophy. Last year Clemson had a 6-6 record, his first non-winning season since coming to Clemson. Clemson running backs caught 39 passes out of the backfield, more than any other Danny Ford coached team. In fact the previous high of 26 had been broken by the fourth game of the season. Clemson's National Championship team had only seven completions to running backs the entire season. Rod Quick, a senior fullback this year, had six catches in one game last year.

AMERICAN BOWL GAME (Tampa, Fla.)

1972 - Don Kelley, DB
1972 - John McMakin, TE

BLUE-GRAY GAME (Montgomery, Ala.)

1939 - Charlie Woods, L	- Ray Yaeger, RB
- Don Willis, B	1971 - Don Kelley, SE
1941 - George Fritts, L	- Larry Hefner, LB
- Joe Blalock, L	- Jim Dorn, OL
1944 - Sid Tinsley, B	1972 - Wade Hughes, RB
1946 - Ralph Jenkins, L	- Rick Harrell, C
1949 - John Poulos, L	1974 - Ken Peeples, OL
- Gene Moore, L	1980 - Obed Ariri, PK
1953 - Dreher Gaskin, L	- Steve Durham, DT
1954 - Clyde White, L	- Willie Underwood, DB
- Scott Jackson, L	1982 - Cliff Austin, TB
1955 - Wingo Avery, L	- Johnny Rembert, LB
1957 - John Grijan, L	- Danny Triplett, LB
- Dick DeSimone, L	1983 - James Robinson, DT
1959 - Harvey White, B	- Rod McSwain, CB
- Paul Snyder, L	- Kevin Mack, FB
- Harold Olson, L	- Bob Paulling, PK
- Bill Mathis, B	- James Farr, OG
1966 - Mike Facciolo, L	1984 - Mike Eppley, QB
- Phil Marion, B	- Dale Hatcher, P
1970 - Jack Anderson, Flk	- K. D. Dunn, TE
- Dave Thompson, L	1985 - *Steve Berlin, DT

SENIOR BOWL (Mobile, Ala.)

1950 - Gene Moore, C	1979 - Jonathan Brooks, DE
1952 - Glenn Smith, E	- Jerry Butler, SE
1954 - Dreher Gaskin, E	- Steve Fuller, QB
1957 - Billy Hudson, OT	1980 - Jim Stuckey, DT
- Joel Wells, B	1982 - Tony Berryhill, C
1960 - Bill Mathis, B	1983 - Terry Kinard, FS
1962 - Ronnie Osborne, T	- Johnny Rembert, LB
1968 - Harry Olszewski, OG	1984 - Rod McSwain, DB
1971 - Dave Thompson, C	



Perry Tuttle, 1982 Hula Bowl

HULA BOWL (Honolulu, HI)

1960 - Lou Cordileone, T	1981 - Steve Durham, DT
1962 - Gary Barnes, OE	1982 - Perry Tuttle, WR
1968 - Wayne Mass, OT	1983 - Dan Benish, DT
1969 - Wayne Mulligan, C	- Terry Kinard, FS
1976 - Bennie Cunningham, TE	1985 - William Perry, MG
1979 - Joe Bostic, OG	1986 - Steve Reese, OG
1980 - Jim Stuckey, DT	

EAST-WEST GAME (San Francisco, Cal.)

1960 - Lou Cordileone, T	1975 - Bennie Cunningham, TE
- Lowndes Shingler, B	1979 - Steve Fuller, QB
1961 - Gary Barnes, OE	1981 - Jeff Bryant, DT
1962 - Don Chuy, T	- Jeff Davis, LB
1967 - Wayne Mass, OT	1982 - Terry Kinard, FS
- Harry Olszewski, OG	1983 - James Farr, OG
1968 - Wayne Mulligan, C	1984 - Reggie Pleasant, DB
1971 - John McMakin, TE	

JAPAN BOWL (Tokyo, Japan)

1976 - Bennie Cunningham, TE	1982 - Jeff Davis, LB
1980 - Jeff Bostic, C	

COLLEGE ALL-STAR GAME (Chicago, Ill.)

1940 - Banks McFadden, HB	1960 - Lou Cordileone, T
1953 - Tom Barton, G	1963 - Don Chuy, T
1954 - Dreher Gaskin, E	1970 - Charlie Waters, DB
- Nathan Gressette, T	1976 - Bennie Cunningham, TE

COACHES ALL-STAR GAME (Lubbock, Texas)

1968 - Harry Olszewski, OG	1972 - John McMakin, TE
1970 - Charlie Waters, DB	1976 - Don Testerman, RB

NORTH-SOUTH SHRINE GAME (Miami, Fla.)

1954 - Buck George, HB	1963 - Jack Aaron, T
1955 - B.C. Inabinet, T	- Billy Weaver, G
1961 - Calvin West, G	1968 - Jimmy Catoe, LB
- Ronnie Osborne, T	- John Cagle, T
- Tommy King, E	

CAN-AM GAME (Tampa, Fla.)

1978 - Ken Callicutt, RB	1979 - Jonathan Brooks, DE
--------------------------	----------------------------

OLYMPIA GOLD BOWL GAME (San Diego, Cal.)

1982 - Jeff Bryant, DT	1982 - Perry Tuttle, Flk
1982 - Jeff Davis, LB	

Note—All dates are calendar years the game was played in.
*Selected for game, but did not play.

All-Time Assistant Coaches

Times Have Changed

In the days of the depression there was not a lot of extra cash lying around for travel expenses. So when the team was playing at a site relatively close to home the team traveled to the game by car. That's right, they would get dressed at Clemson, pile in the cars of coaches and fans and ride in tandem to Greenville or Columbia or wherever they were playing the contest. In those days there were only 35 to 40 players on a travel squad so you could move a team with 10 cars. Can you imagine that today! William Perry could not have played in those games. GM, Lee loc-coa or anyone else is yet to invent a car he could fit in wearing his complete uniform with pads.

ADAMS, DWIGHT (Henderson State '58)—Linebackers 1973-75; Defensive Ends 1976-78.
 AGNEW, F.H.—1918.
 ALDRIDGE, MILES (Gardner-Webb '71)—Linebackers 1985-Present
 ANDERSON, WILLIE (Clemson '75)—Head Jayvee 1977-79; Tight Ends 1979; Defensive Ends 1980; Defensive Line 1981-82.
 ANDREWS, MICKEY (Alabama '65)—Def. Coordinator and Def. Backs 1977-78; Def. Backs 1979-80.
 BAKER, ART (Presbyterian '53)—Fr. 1965; Off. Backs 1966-69.
 BANKS, B.C. (STUMPY) (Clemson '18)—Backs 1920-21.
 BARFIELD, DOUG (Southern Mississippi '57)—Off. Backs (1970-71).
 BASS, TOM (Maryville '60)—Freshman 1967-69; Def. Line 1970-72; Def. Ends 1973-75; Off. Backs 1976; Admin. Ast. 1977-79.
 BECKISH, LARRY (Wichita State '63)—Off. Ends 1968-70; Freshman 1972; Off. Ends 1973-76.
 BOWMAN, R.V.T.—Assistant 1896-98.
 BUGAR, MIKE (Florida State '67)—Def. Line 1977-79.
 BUSTLE, RICKY (Clemson '77)—Def. Backs 1979.
 BURSON, JOE (Georgia '66)—Freshman 1970; Def. Ends 1971-72; Def. Backs 1973-76.
 CARLTON, BOBBY (Newberry '67)—Freshman 1975.
 CARSON, JULES (Clemson '14)—Freshman, 1915, 1927-30.
 CARTER, RONNIE (Arkansas A&M '67)—Freshman 1973-74; Off. Line 1975.
 COHEN, RUSS (Vanderbilt '17)—Def. Backs 1947-55.
 CONE, FRED (Clemson '51)—Recruiter 1961-72.
 CONOVER, LARRY—Line 1920.
 COX, CARY (Clemson '49)—Freshman 1949.
 COX, WALTER (Clemson '39)—Off. Line 1940, 1943, 1946-50.
 CRAIG, JOHNSON—Freshman 1933.
 CROWE, JACK (Alabama-Birmingham '70)—Running Backs 1986-Present
 D'ANDREA, BILL (Indiana State '72)—Offensive Line 1986-Present
 DAVIS, JOE (Southwestern)—Ends 1931-39.
 DENNING, DON (Presbyterian '60)—Recruiting coordinator 1981; Defensive Backs 1982-85.
 DILLIARD, BILL (Clemson)—Freshman 1937-38.
 EMORY, ED (East Carolina '60)—Freshman 1973; Off. Backs 1974-75; Off. Line 1976.
 FORD, DANNY (Alabama '70)—Asst. Head Coach and Off. Line 1977-78.
 FOX—1919-20.
 FRAZIER, R.A.—1908.
 FRITTS, GEORGE (Clemson '42)—Line 1943.
 GANTT, JOHN W. (Clemson)—Backs 1903-07.
 GEE, J.B. (Clemson '17)—Line 1927.
 GETTYS, E.F. (Clemson '22)—Line 1922.
 GILLIAM, TINK—Freshman 1925-26.
 GOODALE, B.E. (Big Ben) (Clemson)—Freshman 1922, 1925, 1929.
 GRACE, RONNIE (Clemson '62)—Fr. 1968-69; Def. Line 1970.
 GUYON, JOE (Carlisle Institute)—Line 1928-29.
 HALLMAN, CURLEY (Texas A&M '69)—LB 1979-80; DB 1981.
 HAMILTON—1922.
 HARPER, SMOKEY—1927.
 HARPER, TOM (Kentucky '53)—Asst. Head Coach and Defensive Line 1981-Present.
 HARVEY, B.C. (Clemson '28)—Line 1928.
 HEFFNER, PETE—Backs 1930-32
 HERRIN, LES (Western Carolina '71)—Linebackers 1981-1984.
 HINSON, RANDY (Clemson '36)—Freshman 1939-40; 1946-48.
 HOAGLAND, EARL (Purdue)—Off. Backs 1935-36.
 HOLLAND, JIM (Appalachian State '71)—Freshman 1975.,
 HOLLAND, JOE (Clemson '07)—Backs 1909.
 HOLLAND, LAWSON (Clemson '75)—Receivers 1979-85.
 HOWARD, FRANK (Alabama '31)—Off. Line 1931-39.
 JONES, BOB (Clemson '30)—Freshman 1931-39; Off. Ends 1940-65; Def. Ends 1965-69.
 JORDAN, WHITEY (Clemson '59)—Fr. 1959-64; Off. Ends 1965-67; Off. Coord. 1968-69; Off. Line 1970; Off. Ends 1971-72.

KINES, JOE (Jacksonville State '66)—Linebackers 1977-78.
 KING, BUDDY (Clemson '73)—Off. Line 1976-1982.
 KIRK, JERRY (East Tennessee State '63)—Defensive Line 1977.
 LAYCOCK, JIMMYE (William & Mary '70)—Off. Coordinator and Off. Backs 1977-79.
 LONG, BOBBY (Clemson '69)—Recruiter 1968-70.
 MacINTYRE, GEORGE (Miami, Fla. '61)—Def. Backs 1970-72.
 MAJOR, C.S. (RIP) (Auburn)—Line 1913.
 MAXWELL, JOHN (Clemson '04)—Backs 1904.
 MAY, T.E.—Line 1922-24.
 McCORVEY, WOODY (Alabama State '72)—Tight Ends 1983-1985; Wide Receivers 1986-Present.
 McFADDEN, BANKS (Clemson '40)—Def. Backs 1941, 1946-49; Freshman 1950-54; Def. Backs 1955-69.
 McLELLAN, BILL (Clemson '54)—Freshman 1966-69.
 McLEOD, A.P. (Dizzy) (Furman)—Line 1927.
 McMILLAN, COVINGTON (Goat) (Clemson '30)—Off. Backs 1937-41; 1946-52; Freshman 1953-64.
 MOORE, TOM (Citadel '67)—Jayvee 1971-75; Def. Backs '76; Receivers 1977-78.
 MORRIS, W.G.—1916-17; 1919.
 MOSS, C.S. (Clemson)—Freshman 1933.
 MURPHY—1912.
 MURRY, DON (Arkansas A&M '66)—Off. Coord. and Off. Backs 1973-76.
 NORMAN, ROCK (Roanoke '15)—Freshman 1940-42; 1946-54.
 NORWOOD, GORDON (Arkansas '69)—Freshman 1970-72.
 OLIVER, BILL (Alabama '62)—Defensive Backs 1986-Present.
 ORGEL, FRANK (Georgia '61)—Def. Line 1980.
 OWEN, DUKE (Georgetown '53)—Freshman 1970; Off. Line 1971-75.
 PADGETT, FRANK (Clemson '21)—Line 1926.
 PATTON, BOB (Clemson '53)—Freshman 1966.
 PELL, CHARLEY (Alabama '63)—Assistant Head Coach and Defensive Coordinator 1976.
 RAMSEY, GEORGE—Backs 1933, 1935.
 REEDY, CHUCK (Appalachian State '71)—Offensive Backs 1978-Present.
 RICHARDS, CUL—Line 1924-25.
 ROGERS, TOM (Duke)—Ends 1942.
 SATTERFIELD, STEVE (South Carolina '60)—Freshman 1971; Off. Backs 1972-073.
 SANDERS, RED (Vanderbilt '26)—Backs 1928-30.
 SCHILLETTER, WILLIAM A. (Clemson '15)—Line 1915, 1919.
 SEGARS, KEN (Clemson)—Freshman 1939.
 SHAW, ED—Backs 1921.
 SHIVELY, DOUG (Kentucky '59)—Linebackers 1970-72.
 SMITH, BOB (Furman '34)—Def. Line 1949-62; Def. Coord. 1963-69.
 STEELMAN, HAROLD (Arkansas '55)—Def. Line 1973-76.
 STOKELY, NELSON (LSU '68)—quarterbacks 1980-85; Offensive Coordinator 1982-85.
 SWINGER, BILL (S.C. State '65)—Freshman 1973-75.
 VAN DER HEYDEN, LARRY (Iowa State '62)—Offensive Line 1979-Present
 WADE, DON (Clemson '52)—Freshman 1953-58; Off. Line 1959-67; Administrative Assistant 1983-Present.
 WALLER, CHARLEY (Oglethorpe '42)—Off. Backs 1957-65.
 WARE, BILLY (Clemson '70)—Defensive Backs 1978; Defensive Ends 1979; Administrative Assistant 1980.
 WEST, TOMMY (Tennessee '75)—Defensive Ends 1982-Present.
 WHITE, JACK (Alabama '73)—Administrative Assistant 1982.
 WHITE, W.P. (Clemson '10)—Offensive 1910.
 WHITT, RICK (Catawba '76)—Defensive Backs 1980-83.
 WILD, ORMAND (Clemson '54)—Freshman 1965.
 WILLIAMS, R.C. (BOB)—1908.
 WISE, CARL (King College '37)—Off. Backs 1955-56.
 WRENN, CLYDE (N.C. State '65)—Fr. 1972; Rec. 1973-77.

NOTE: Graduate assistants and part-time coaches not included.

AP Weekly Rankings

Football Polo?

Memorial Stadium almost changed sites in the 1950s. Coach Howard had a place picked out by the present horticulture gardens. Why the move? When man-made Lake Hartwell was built engineers failed to realize something was going to be needed to hold the water back from rushing to the stadium. Just when Coach Howard was planning another stadium, an engineer came up with the idea that a dyke could solve the problem. Otherwise the water would rise to the 29th row of the stadium, which was built over a ravine. The project cost about 2 million dollars, but in comparison to the moving expenses and the loss of tradition, it was a worthwhile investment.

Date	Rnk	Record	Points	FP
Nov. 13, 1939	16	6-1-0	33	1
Nov. 20, 1939	15	7-1-0	33	1
Nov. 27, 1939	14	8-1-0	46	1
Dec. 4, 1939	15	8-1-0	46	1
Dec. 11, 1939	12	8-1-0	112	
Oct. 14, 1940	12	4-0-0	160	
Oct. 21, 1940	13	4-0-0	86	1
Oct. 28, 1940	10	5-0-0	136	2
Oct. 13, 1941	13	4-0-0	108	1
Oct. 20, 1941	14	4-0-0	70	3
Nov. 17, 1941	18	6-1-0	18	
Nov. 24, 1941	16	7-1-0	70	
Nov. 26, 1945	18	6-2-1	16	
Oct. 11, 1948	15	2-0-0	64	
Oct. 18, 1948	14	3-0-0	74	
Oct. 25, 1948	13	4-0-0	125	
Nov. 1, 1948	12	5-0-0	189	6
Nov. 8, 1948	10	6-0-0	284	8
Nov. 9, 1948	9	7-0-0	466	9
Nov. 22, 1948	9	8-0-0	428	8
Nov. 29, 1948	11	9-0-0	629	6
Oct. 2, 1950	18	2-0-0	110	3
Oct. 9, 1950	13	3-0-0	211	4
Oct. 16, 1950	12	3-0-0	285	4
Oct. 23, 1950	16	3-0-1	72	
Oct. 30, 1950	14	4-0-1	105	3
Nov. 6, 1950	13	5-0-1	175	7
Nov. 13, 1950	11	6-0-1	260	7
Nov. 20, 1950	11	7-0-1	207	7
Nov. 27, 1950	10	8-0-1	374	9
Oct. 1, 1951	18	2-0-0	33	
Oct. 8, 1951	16	3-0-0	41	
Dec. 3, 1951	19	7-2-0	17	
Oct. 3, 1955	16	3-0-0	55	
Oct. 15, 1956	15	3-0-1	32	
Oct. 22, 1956	20	3-0-1	47	
Oct. 29, 1956	13	4-0-1	133	
Nov. 5, 1956	11	5-0-1	158	
Nov. 12, 1956	13	5-0-2	88	
Dec. 3, 1956	19	7-1-2	28	
Nov. 11, 1957	14	5-2-0	70	
Preseason, 1958	18		54	
Sept. 29, 1958	10	2-0-0	333	2
Oct. 6, 1958	8	3-0-0	301	4
Oct. 13, 1958	10	4-0-0	404	7
Oct. 20, 1958	10	4-0-0	371	5
Oct. 27, 1958	19	4-1-0	26	
Nov. 3, 1958	17	5-1-0	69	
Nov. 17, 1958	16	6-2-0	152	
Nov. 24, 1958	12	7-2-0	242	1
Dec. 1, 1958	12	8-2-0	246	1
Preseason, 1959	18		92	1
Sept. 21, 1959	5	1-0-0	370	
Sept. 28, 1959	7	2-0-0	336	7
Oct. 12, 1959	15	3-1-0	64	
Oct. 19, 1959	17	3-1-0	60	
Oct. 26, 1959	12	4-1-0	98	2
Nov. 2, 1959	10	5-1-0	224	2
Nov. 9, 1959	11	6-1-0	362	3
Nov. 16, 1959	19	6-2-0	55	
Nov. 23, 1959	14	7-2-0	100	
Nov. 30, 1959	10	8-2-0	190	
Dec. 7, 1959	11	8-2-0	239	
Preseason, 1960	9		76	
Sept. 19, 1960	9	0-0-0	65	
Sept. 26, 1960	7	1-0-0	137	
Oct. 3, 1960	8	2-0-0	101	
Oct. 10, 1960	8	3-0-0	103	
Preseason, 1961*				
Oct. 9, 1961*		1-2-0		
Oct. 23, 1961*		2-3-0		

Date	Rnk	Record	Points	FP
Preseason, 1963				
Oct. 18, 1965*		3-2-0		
Oct. 25, 1965*		4-2-0		
Nov. 1, 1965*		5-2-0		
Preseason, 1967*				
Sept. 18, 1967*		0-0-0		
Sept. 25, 1967*		1-0-0		
Oct. 2, 1967*		1-1-0		
Oct. 17, 1977	20	5-1-0	31	
Oct. 24, 1977	16	6-1-0	94	
Oct. 31, 1977	13	7-1-0	160	
Nov. 7, 1977	15	7-1-1	87	
Nov. 14, 1977	15	7-2-1	86	
Nov. 21, 1977	13	8-2-1	164	
Nov. 28, 1977	11	8-2-1	198	
Jan. 3, 1978	19	8-3-1	37	
Preseason, 1978	18		152	
Oct. 23, 1978	20	5-1-0	77	
Oct. 30, 1978	16	6-1-0	311	
Nov. 6, 1978	15	7-1-0	391	
Nov. 13, 1978	12	8-1-0	555	
Nov. 20, 1978	10	9-1-0	749	
Nov. 27, 1978	7	10-1-0	864	
Dec. 4, 1978	7	10-1-0	775	
Jan. 2, 1979	6	11-1-0	950	
Nov. 5, 1979	18	6-2-0	139	
Nov. 12, 1979	14	7-2-0	359	
Nov. 19, 1979	13	8-2-0	487	
Nov. 26, 1979	18	8-3-0	122	
Dec. 3, 1979	18	8-3-0	222	
Sept. 21, 1981	19	3-0-0	227	
Sept. 28, 1981	14	3-0-0	386	
Oct. 5, 1981	9	4-0-0	651	
Oct. 12, 1981	6	5-0-0	889	
Oct. 19, 1981	4	6-0-0	1033	
Oct. 26, 1981	3	7-0-0	1105	
Nov. 2, 1981	2	8-0-0	1201	9
Nov. 9, 1981	2	9-0-0	1272	7
Nov. 16, 1981	2	10-0-0	1290	5
Nov. 23, 1981	2	11-0-0	1234	5
Nov. 30, 1981	1	11-0-0	1351	63
Jan. 3, 1982	1	12-0-0	977	47
Preseason, 1982	11		561	1
Sept. 6, 1982	16	0-1-0	236	
Sept. 13, 1982	16	0-1-0	291	
Oct. 11, 1982	20	3-1-1	89	
Oct. 18, 1982	18	4-1-1	181	
Oct. 25, 1982	15	5-1-1	307	
Nov. 1, 1982	13	5-1-1	415	
Nov. 8, 1982	11	6-1-1	531	
Nov. 15, 1982	10	7-1-1	627	
Nov. 22, 1982	10	8-1-1	654	
Nov. 29, 1982	8	9-1-1	706	
Dec. 6, 1982	7	9-1-1	635	
Jan. 2, 1983	8	9-1-1	656	
Nov. 7, 1983	17	7-1-1	257	
Nov. 14, 1983	13	8-1-1	491	
Nov. 21, 1983	12	9-1-1	571	
Nov. 28, 1983	11	9-1-1	548	
Dec. 5, 1983	12	9-1-1	536	
Jan. 3, 1984	11	9-1-1	585	
Preseason, 1984	4		817	11
Sept. 3, 1984	3	1-0-0	900	2
Sept. 10, 1984	2	2-0-0	1100	15
Sept. 17, 1984	2	2-0-0	1083	15
Sept. 24, 1984	13	2-1-0	473	
Nov. 12, 1984	20	7-2-0	102	

Final season rankings in bold face.

* Teams were ranked only 1-10 between 1961 and 1968 and all other top 20 teams getting votes were just grouped together in a list.

FP — First Place votes

Yearly Clemson Statistics

Get This Guy an Agent

When Frank Howard coached at Clemson there were no such things as agents. He was truly an over-worked person and he could have used one. He built the stadium, served as ticket manager and coached track and baseball in addition to overseeing the entire football program. A multi-year deal you say. He won't tell us his salary, but Frank Howard had only one contract in his 30 years as head football coach at Clemson and he lost that. He had a one-year contract his first season, but he lost the contract on one of his first recruiting trips and never bothered with another one thereafter. He operated on a handshake agreement with each Clemson president he worked for.

Year	Plays	Total Yds.	Yds. Per Game	Yds. Per Play	Rush Plays	Net Yds. Rush	Yds./Game Rush	Yds. Per Rush	Pass Attempts	Pass Comp.	Passing Yds.	Had Int.	Comp. %	Yds./Per Game	Punt Avg.	Punt Returns	Punt Ret./Yds.	KO Returns	KO Ret. Yds.	Interceptions	Int. Yds.	First Downs	Pts./Game	Turnovers
1938	461	2151	239.0	4.7	396	1638	182.0	4.1	65	32	513	4	.492	57.0	38.0	41	584	15	321	9	111	94	16.2	10
1939	558	2820	282.0	5.1	480	2185	218.5	4.6	78	33	635	7	.423	63.5	41.0	43	271	12	230	14	116	113	16.5	26
1940	552	2391	265.7	4.3	448	1794	199.3	4.0	104	33	597	6	.317	66.3	37.0	43	372	11	155	19	209	108	20.2	8
1941	582	2977	330.8	5.1	439	2226	247.3	5.1	143	43	751	10	.301	83.4	40.5	52	560	20	428	12	150	111	25.9	23
1942	535	1876	187.6	3.5	399	1277	127.7	3.2	106	43	599	15	.410	59.9	37.3	43	296	17	307	12	149	95	10.0	29
1943	387	1456	182.0	3.8	306	1057	132.1	3.5	81	25	399	10	.309	49.9	36.4	28	237	16	289	12	70	60	11.8	23
1944	482	2070	230.0	4.3	394	1696	188.4	4.3	88	21	374	16	.239	41.6	38.6	36	256	33	648	14	102	105	18.3	26
1945	548	2600	260.0	4.7	453	2064	206.4	4.6	95	27	536	13	.284	53.6	36.0	53	466	23	429	19	235	104	21.1	30
1946	442	2046	255.8	4.6	309	995	124.4	3.2	133	62	1051	15	.466	131.4	36.2	22	137	57	488	12	121	90	15.6	24
1947	483	2673	297.0	5.5	330	1340	148.9	4.1	153	67	1333	19	.438	148.1	41.2	28	224	22	419	7		95	22.9	35
1948	646	3456	315.1	5.4	503	2456	223.2	4.9	143	53	1000	15	.371	90.9	42.7	37	634	16	341	21	234	140	24.9	39
1949	598	3124	312.4	5.2	418	2003	200.3	4.8	180	62	1121	13	.344	112.1	40.3	20	252	38	557	14	145	141	23.2	22
1950	630	3881	388.1	6.2	504	2648	264.8	5.3	126	53	1233	8	.420	137.0	36.7	24	307	21	305	17	169	139	32.9	19
1951	671	3319	331.9	4.9	487	2186	218.6	4.5	184	73	1133	15	.400	113.3	32.9	36	302	22	392	25	361	164	19.6	27
1952	552	2179	242.1	3.9	420	1595	177.2	3.8	132	45	584	19	.341	64.9	36.4	29	262	27	533	16	145	100	12.4	36
1953	568	2750	305.6	4.8	426	1792	199.1	4.2	142	60	958	15	.422	106.4	36.4	12	125	32	473	14	150	127	15.6	39
1954	616	2916	291.6	4.7	506	2081	208.1	4.1	110	44	835	11	.400	83.5	36.6	30	489	25	405	10	139	151	19.3	33
1955	600	3057	305.7	5.1	485	2200	220.0	4.5	115	44	857	13	.383	85.7	31.1	16	202	25	516	13	154	156	20.6	23
1956	629	2512	251.2	4.0	548	2166	216.6	4.0	81	25	346	7	.309	34.6	35.3	21	214	22	469	12	145	152	14.6	22
1957	646	3277	327.7	5.1	517	2232	223.2	4.3	130	57	1045	8	.439	104.5	33.2	22	214	19	350	7	135	170	21.6	24
1958	744	3344	304.0	4.5	604	2426	220.5	4.0	140	69	918	9	.493	83.5	32.0	40	450	29	570	8	61	178	15.4	23
1959	746	3300	300.0	4.4	581	2128	193.5	3.7	165	77	1168	10	.467	106.2	34.5	47	531	28	668	20	349	184	25.9	24
1960	724	3060	306.0	4.2	535	1944	194.4	3.6	189	81	1116	10	.429	111.6	36.2	34	374	27	467	11		176	19.7	23
1961	708	3075	307.5	4.3	499	1783	178.3	3.6	209	91	1292	14	.435	129.2	38.8	36	572	29	584	8	119	172	19.9	25
1962	695	2897	289.7	4.2	545	2054	205.4	3.8	150	63	843	16	.420	84.3	39.7	25	299	29	658	13	118	170	16.8	33
1963	741	3139	313.9	4.2	565	1959	195.9	3.5	176	72	1180	16	.409	118.0	30.1	38	407	32	652	8	58	166	18.1	42
1964	644	2245	224.5	3.5	493	1686	168.6	3.4	151	44	559	16	.291	55.9	36.5	32	261	28	570	19	145	128	10.5	32
1965	680	2789	278.9	4.1	472	1569	156.9	3.3	208	91	1220	15	.438	122.0	39.1	28	229	29	612	10	51	161	11.7	31
1966	614	3056	305.6	4.9	419	1520	152.0	3.6	195	105	1536	15	.538	153.6	38.9	35	281	37	852	12	123	150	17.4	30
1967	711	3121	312.1	4.4	483	1887	188.7	3.9	228	105	1234	13	.460	123.4	37.9	37	387	25	426	10	116	167	16.6	21
1968	722	3094	309.4	4.3	503	1803	180.3	3.6	219	98	1291	19	.447	129.1	36.7	30	302	30	702	17	94	156	18.4	37
1969	711	3157	315.7	4.4	430	1402	140.2	3.3	281	133	1755	24	.475	175.5	38.1	25	215	44	952	12	102	165	17.8	43
1970	760	2760	250.9	3.6	458	1201	109.2	2.6	302	145	1559	12	.480	141.7	36.8	27	403	57	1187	14	344	159	14.9	19
1971	746	2845	258.6	3.8	554	1582	143.8	3.8	192	82	1263	14	.427	114.8	36.7	24	254	32	656	19	176	158	14.1	30
1972	742	2928	266.2	3.9	590	2058	187.1	3.5	152	64	870	9	.421	79.1	38.4	32	194	41	763	15	74	160	13.0	26
1973	796	4009	364.5	5.0	591	2497	227.0	4.1	205	90	1512	10	.439	137.5	41.8	31	227	43	831	19	213	204	21.0	31
1974	749	3659	332.6	4.9	611	2543	231.2	4.2	138	62	1116	8	.449	101.5	39.5	27	185	37	744	13	132	196	22.4	29
1975	746	3722	338.4	5.0	538	1924	174.9	3.6	208	111	1798	9	.533	163.5	34.8	22	145	49	876	6	59	195	16.1	35
1976	750	3707	337.0	4.9	573	2462	223.8	4.3	177	87	1245	10	.492	113.2	38.2	16	88	34	547	9	24	206	15.6	34
1977	852	4075	339.6	4.8	639	2369	197.4	3.7	213	111	1706	8	.521	142.2	38.4	37	335	32	648	8	234	216	19.0	30
1978	946	5134	427.8	5.4	741	3469	289.1	4.7	205	111	1665	5	.541	138.8	39.4	23	288	25	486	24	327	273	30.7	21
1979	911	3901	325.1	4.3	725	2689	224.1	3.7	186	93	1212	10	.500	101.0	43.0	29	193	24	363	16	216	228	17.1	21
1980	813	3675	334.1	4.5	590	1993	181.2	3.4	223	109	1682	13	.488	152.8	37.7	28	175	32	502	12	175	203	19.7	36
1981	910	4698	391.5	5.2	705	2977	248.1	4.2	205	112	1721	10	.546	143.4	42.1	37	333	20	409	23	190	254	28.2	24
1982	796	3869	354.2	4.9	618	2604	236.7	4.2	178	98	1265	12	.551	115.0	39.9	24	160	17	312	21	261	210	26.3	24
1983	778	4219	383.5	5.4	588	2752	250.2	4.7	190	104	1467	11	.547	133.4	43.3	17	83	34	648	20	208	219	30.7	24
1984	768	4184	380.4	4.5	521	2326	211.5	4.5	247	137	1858	12	.555	168.9	44.0	32	206	27	522	16	114	221	31.5	27
1985	860	4283	356.9	5.0	603	2688	224.0	4.5	257	125	1595	10	.486	132.9	39.9	19	100	43	915	11	86	235	20.3	33

Yearly Opponent Statistics

Quick Thinking

Some recruiting trips are well worth the effort, but others just don't pan out. Over the years reputation of some athletes has led Clemson to the signing of some great players. In the forties Coach Howard heard about a 250-pound lineman in Charleston. In those days that was William Perryish. It was an all day effort to get to the famous port city in those days, but for a 250-pound kid Howard figured it would be worth it. After a long sooty trip he arrived at the lad's home. He knocked on the door and a 150-pound youngster greeted Howard. Coach asked him his name and he claimed to be the highly touted young man. Without skipping a beat Coach Howard asked, "Son, are you interested in purchasing some encyclopedias." After a cordial negative reply, Howard got back in his car and prepared for a long, frustrating ride back to Clemson.

Year	Plays	Total Yds.	Yds. Per Game	Yds. Per Play	Rush Plays	Net Yds. Rush	Yds./Game Rush	Yds. Per Rush	Pass Attempts	Pass Comp.	Passing Yds.	Had Int.	Comp. %	Yds./Per Game	Punt Avg.	Punt Returns	Punt Ret./Yds.	KO Returns	KO Ret. Yds.	Interceptions	Int. Yds.	First Downs	Pts./Game	Turnovers
1938	491	1742	193.6	3.5	386	1211	134.6	3.1	105	39	531	9	.371	33.0						4		84	6.2	17
1939	519	1575	157.5	3.0	410	1126	112.6	2.7	109	32	449	14	.294	44.9						7		80	4.5	26
1940	468	1652	183.6	3.5	339	1094	121.6	3.2	129	46	558	19	.357	62.0						6		92	8.3	27
1941	487	1886	209.6	3.9	334	904	100.4	2.7	153	74	982	12	.484	109.1						10		83	10.1	26
1942	597	2349	234.9	3.9	467	1625	162.5	3.5	130	49	724	12	.380	72.4						15		101	13.8	25
1943	462	2418	302.3	5.2	349	1582	197.8	4.5	113	54	836	12	.478	104.5						10		98	23.1	32
1944	519	2436	270.7	4.7	410	1797	199.7	4.4	109	40	639	14	.367	71.0						16		105	19.9	28
1945	533	1932	193.2	3.6	364	1105	110.5	3.0	169	60	827	19	.355	82.7						13		91	7.3	34
1946	489	2127	265.9	4.3	336	1164	145.5	3.5	153	62	963	12	.405	120.4						15		98	19.3	29
1947	544	2189	243.7	4.0	404	1223	135.9	3.0	140		966	7		107.3						19		104	16.2	23
1948		1949	177.2			1116			161	61	833	21	.379	75.7						15		99	6.9	31
1949	621	3169	316.9	5.1	460	2168	216.8	4.7	161	76	1001	14	.472	100.1						13		147	21.6	33
1950	570	2255	225.5	4.0	354	1365	136.5	3.9	216	83	890	17	.384	89.0	38.3	14	153			8	79	97	6.2	35
1951	618	2259	225.9	3.7	442	1383	138.3	3.1	176	61	876	13	.347	87.6	39.2	32	429			29		103	9.7	28
1952	620	2317	257.4	3.7	459	1436	159.6	3.1	161	62	881	16	.385	97.9	37.2	35	269	28	412	19	193	113	17.4	32
1953	518	2461	273.4	4.8	367	1478	164.2	4.0	151	54	983	14	.357	109.2	31.0	15	401	28	767	15	230	116	19.1	27
1954	528	1761	176.1	3.3	388	969	96.9	2.5	140	66	792	10	.471	79.2	35.5	19	161	41	748	11	218	96	12.1	23
1955	561	2478	247.8	4.4	427	1624	162.4	3.8	134	49	854	13	.370	85.4	34.3	8	142	33	709	13	85	138	14.4	28
1956	635	2448	244.8	3.9	511	1922	192.2	3.8	124	48	526	12	.388	52.6	33.6	19	122	27	506	7	44	133	7.4	30
1957	592	2159	215.9	3.6	463	1562	156.2	3.4	129	49	597	7	.379	59.7	33.3	6	63	40	808	8	62	111	7.8	15
1958	646	2673	243.0	4.1	454	1517	137.9	3.3	192	88	1156	8	.459	105.1	37.5	22	179	29	604	9	48	148	12.5	23
1959	603	2130	193.6	3.5	430	1174	106.7	2.7	189	80	956	8	.423	86.9	36.3	24	151			20		114	8.5	26
1960	573	2143	214.3	3.7	389	1143	114.3	2.9	184	94	1000	11	.510	100.0	34.1	19	165	37	766	10		116	12.4	17
1961	567	2340	234.0	4.1	399	1275	127.5	3.2	198	88	1265	8	.444	126.5	37.8	27	265	38	725	14	151	114	12.6	17
1962	577	2403	240.3	4.2	395	1213	121.3	3.0	182	91	1190	13	.500	119.0	37.3	27	296	36	776	16	266	127	13.0	22
1963	544	1847	184.7	3.4	344	931	93.1	2.7	200	79	916	8	.395	91.6	36.5	18	183	37	834	16	219	104	14.0	25
1964	641	2710	271.0	4.2	439	1605	160.5	3.4	202	87	1105	19	.431	110.5	32.3	30	317	28	531	16	229	141	13.5	34
1965	622	2515	251.5	4.0	448	1514	151.4	3.4	174	79	1001	10	.454	100.1	37.8	29	339	15	439	15	154	141	13.7	29
1966	681	3164	316.4	4.6	444	1753	175.3	3.9	237	117	1411	12	.494	141.1	39.6	27	229	33	694	15	158	169	17.7	21
1967	661	2577	257.7	3.9	455	1396	139.6	3.1	206	92	1181	9	.447	118.1	35.8	36	389	34	748	13	102	137	12.8	21
1968	748	3386	338.6	4.5	483	1319	131.9	2.8	285	143	2067	17	.502	206.7	37.3	28	331	39	811	19	183	174	17.9	34
1969	784	3579	357.9	4.6	542	1933	193.3	3.6	252	117	1646	12	.460	164.6	37.8	28	206	27	591	24	213	190	25.0	25
1970	838	4768	433.4	5.7	578	2781	252.8	4.9	260	148	1987	14	.569	180.6	38.3	42	381	32	596	12	118	228	28.5	31
1971	766	3352	304.7	4.4	534	2078	188.9	3.9	232	108	1282	19	.466	116.5	40.0	38	255	36	682	14	204	182	18.4	32
1972	773	3896	354.2	5.0	561	2433	221.2	4.3	212	104	1463	15	.490	133.0	38.1	29	310	31	633	10	196	198	22.3	29
1973	814	4072	370.2	5.0	624	2850	259.1	4.6	190	93	1222	19	.495	111.1	39.8	27	252	44	919	10	87	223	23.9	37
1974	789	3950	359.1	5.0	580	2586	235.1	4.5	209	102	1414	13	.488	128.5	39.2	27	280	40	781	8	82	211	22.7	28
1975	785	4434	403.1	5.6	648	3416	310.5	5.3	137	75	1017	6	.547	92.5	39.9	32	248	33	674	9	213	237	34.6	18
1976	809	4201	381.9	5.2	586	2586	235.1	4.4	223	115	1615	9	.515	146.8	38.8	25	192	22	346	10	73	226	21.5	26
1977	845	3582	298.5	4.2	603	2054	171.2	3.4	242	101	1528	21	.417	127.2	41.9	24	65	41	799	8	104	202	13.6	35
1978	775	3151	262.6	4.1	546	1843	153.6	3.4	229	112	1308	24	.489	109.0	40.1	27	91	61	1128	5	55	181	10.9	38
1979	759	2846	237.2	3.7	496	1354	112.8	2.7	263	119	1492	16	.452	124.3	40.3	44	260	29	596	10	108	151	9.7	24
1980	760	3338	303.4	4.4	493	1652	150.2	3.4	267	148	1686	11	.554	153.3	37.4	22	175	30	587	14	329	184	20.2	28
1981	810	3023	251.9	3.7	461	1169	97.4	2.5	349	164	1854	23	.470	154.5	40.3	15	127	36	659	10	87	201	8.8	41
1982	776	3557	323.4	4.6	400	1068	97.1	2.7	376	209	2489	20	.556	226.3	37.7	9	87	27	545	12	94	207	13.4	35
1983	804	4036	366.9	5.0	425	1588	144.4	3.7	379	214	2448	19	.565	222.5	38.6	20	148	20	396	11	94	244	18.2	38
1984	809	3853	350.2	4.8	506	1921	174.6	3.8	303	146	1932	16	.482	175.6	40.0	16	72	28	521	12	225	221	19.5	27
1985	887	4331	360.9	4.9	568	2167	180.6	3.8	319	180	2164	11	.564	180.3	38.2	24	190	25	561	9	70	248	18.5	28

Tiger Honor Roll

(We have made an effort to tabulate a list of Clemson athletes who have made All-American, All-Southern Conference, All-South, All-South Atlantic, All-Atlantic Coast Conference, and any other honor of sectional or national importance. In our research the first mention of an All-Southern Conference team was made in 1902. Any additions or corrections to the below-listed names will be appreciated. All listings are first team unless otherwise designated.)

ALL-AMERICAN

1939 - Banks McFadden, Back (consensus)
 1940 - Joe Blalock, End
 1941 - Joe Blalock, End
 1945 - Ralph Jenkins, Center (2nd)
 1948 - Bobby Gage, Safety
 1950 - Jackie Calvert, Safety
 1952 - Tom Barton, Guard (2nd)
 1955 - Joel Wells, Back (3rd)
 1959 - Lou Cordileone, Tackle
 1966 - Wayne Mass, Offensive Tackle
 1967 - Harry Olszewski, Offensive Guard (consensus)
 1970 - Dave Thompson, Offensive Guard
 1974 - Bennie Cunningham, Tight End (consensus)
 1975 - Bennie Cunningham, Tight End (consensus)
 1977 - Joe Bostic, Offensive Guard
 1978 - Joe Bostic, Offensive Guard
 Jerry Butler, Split End
 Steve Fuller, Quarterback (3rd)
 1979 - Jim Stuckey, Defensive Tackle (consensus)
 1980 - Obed Ariri, Placekicker (2nd)
 1981 - Jeff Davis, Linebacker (consensus)
 Terry Kinard, Defensive Back (consensus)
 Perry Tuttle, Wide Receiver
 Jeff Bryant, Defensive Tackle (2nd)
 Lee Nanne, Offensive Tackle (2nd)
 1982 - Terry Kinard, Free Safety (consensus)
 William Perry, Middle Guard (3rd)
 Johnny Rembert, Linebacker (3rd)
 1983 - William Perry, Middle Guard (consensus)
 James Robinson, Defensive Tackle (2nd)
 James Farr, Offensive Guard (3rd)
 1984 - William Perry, Middle Guard
 Dale Hatcher, Punter (2nd)
 Donald Igwebuike, Placekicker (3rd)
 1985 - Steve Reese, Offensive Guard (2nd)

ACADEMIC ALL-AMERICAN

1956 - Charlie Bussey, Back (3rd)
 1957 - Harvey White, Back (2nd)
 1959 - Lou Cordileone, Tackle
 1971 - Don Kelley, End (2nd)
 Ben Anderson, Defensive Back (2nd)
 1977 - Steve Fuller, Quarterback (2nd)
 1978 - Steve Fuller, Quarterback
 1983 - Mike Eppley, Quarterback (4th)

NATIONAL FOOTBALL FOUNDATION HALL OF FAME

These men have received the highest honor that game of football accords in their selection to the Hall of Fame located in New York, New York.

COACH

Jess Neely, Coach 1931-39 (Elected January 10, 1971)
 John Heisman, Coach 1900-1903

PLAYER

Banks McFadden, Back 1939 (Elected February 18, 1959)

Running Right

If you look at films of the 1978 Clemson team that finished 11-1 you will see a lot of running plays to the right side. The team was ranked sixth in the nation in rushing offense, fourth in total offense and fifth in scoring offense. And, a lot of the yardage and points were scored by running to the right. A look at the lineup from the team tells us why. The entire right side of the line is currently starting in pro football. The starting center that year was current Washington Redskins center Jeff Bostic and the starting right guard was his brother, Joe Bostic, now a starter with the St. Louis Cardinals. Steve Kenny was the starting right tackle and he now toils for the Philadelphia Eagles. And, the flanker on that side of the formation was Dwight Clark, an All-Pro for the San Francisco 49ers.

CITIZEN SAVINGS ATHLETIC FOUNDATION HALL OF FAME

Clemson representatives have received recognition from the Citizen Savings Foundation (formerly the Helms Athletic Foundation) which is located in Los Angeles, California.

ATHLETIC DIRECTOR

Frank Howard, 1941-1971 (Elected 1979)

COACH

Frank Howard, 1940-1969 (Elected 1973)

PLAYER

Banks McFadden, Back 1937-38-39 (Elected 1969)

SPORTS INFORMATION DIRECTOR

Bob Bradley, 1954-Present (Elected 1972)
 Joe Sherman, 1934-47 (Elected 1980)

ATHLETIC TRAINER

Herman McGee, 1934-80 (Elected 1981)
 Fred Hoover, 1958-present (Elected in 1982)

SILVER ANNIVERSARY ALL-AMERICA

Selected by **Sports Illustrated** Magazine honoring successful men who played college football 25 years ago.

Buck Priester, Halfback, Class of 1932 (Selected in 1957)

NATION'S MOST VERSATILE ATHLETE

Banks McFadden, football, basketball, track 1939-40

SWEDE NELSON SPORTSMANSHIP AWARD

Selected by the Boston Touchdown Club and awarded to the player who most exemplifies sportsmanship in college athletics for the United States.

1953 - Don King, back

JIM WEAVER POST-GRADUATE SCHOLARSHIP

Presented by the Atlantic Coast Conference to a deserving scholar-athlete in memory of the late commissioner of the league.

1972 - Ben Anderson, Defensive Back (Football)
 1978 - Steve Fuller, Quarterback (Football)
 1979 - Bobby Conrad, Guard (Basketball)

BRIAN PICCOLO AWARD

Presented by the Atlantic Coast Conference to the most courageous athlete in memory of the late Wake Forest and Chicago Bear halfback.

1978 - Rex Varn, Defensive Back
 1980 - Jack Cain, Defensive Back

ACC PLAYER-OF-THE-YEAR

Presented annually by the Atlantic Coast Conference sportswriters to the outstanding player in the conference for that season.

1967 - Buddy Gore, TB
 1977 - Steve Fuller, QB
 1978 - Steve Fuller, QB
 1981 - Jeff Davis, LB
 1984 - William Perry, MG

ACC COACH-OF-THE-YEAR

Presented by the Atlantic Coast Conference Sportswriters Association to the outstanding coach in the conference that season.

1958 - Frank Howard
 1966 - Frank Howard
 1974 - Red Parker
 1977 - Charley Pell
 1978 - Charley Pell
 1981 - Danny Ford

ACC ROOKIE-OF-THE-YEAR

Presented by The Atlantic Coast Conference Sportswriters Association to the outstanding first-year player in the conference that season.

1979 - Chuck McSwain, tailback

ATLANTA TOUCHDOWN CLUB AWARD

Given annually to the top back and lineman in the South by the members of the Atlanta Touchdown Club.

1977 - Steve Fuller, Back 1981 - Jeff Davis, Linebacker
1979 - Jim Stuckey, Tackle

JACOBS BLOCKING TROPHY (ACC)

Presented annually by Hugh and William Jacobs of Clinton, S.C., in memory of their late father, Dr. William P. Jacobs, to the outstanding blocker in the Atlantic Coast Conference, based on a vote by ACC assistant coaches.

1959 - Doug Cline, FB 1977 - Joe Bostic, G
1966 - Wayne Mass, T 1981 - Lee Nanney, G
1967 - Harry Olszewski, G 1983 - James Farr, G

JACOBS BLOCKING TROPHY (STATE)

Presented annually by Hugh and William Jacobs of Clinton, S.C., in memory of their late father, Dr. William P. Jacobs, to the outstanding blocker in the state of South Carolina, based on a vote of assistant coaches.

1928 - O.D. Padgett, BB 1966 - Wayne Mass, T
1930 - Grady Salley, WB 1967 - Harry Olszewski, G
1937 - Don Willis, FB 1968 - Joe Lhotsky, T
1938 - Don Willis, FB 1970 - Dave Thompson, G
1942 - Marion Craig, BB 1973 - Ken Peeples, T
1944 - Alton Cumbie, BB 1974 - Ken Peeples, G
1945 - Alton Cumbie, BB 1977 - Joe Bostic, G
1948 - Robert Martin, BB 1978 - Joe Bostic, G
1950 - Dick Hendley, T 1981 - Lee Nanney, G
1955 - Dick Marazza, T 1982 - Bob Mayberry, T
1957 - Bill Thomas, C 1983 - James Farr, OG
1959 - Doug Cline, FB

CLEMSON UNIVERSITY ATHLETE-OF-THE-YEAR

Presented by Mr. and Mrs. Eugene P. Willimon to Clemson's most outstanding athlete each year based on athletic accomplishments with consideration given to character, leadership and academics.

1979-80 - Steve Fuller, Football
1980-81 - Noel Loban, Wrestling
1981-82 - Hans Koeleman, Track
1982-83 - Barbara Kennedy, Women's Basketball
1982-83 - Terry Kinard, Football
1983-84 - Mike Eppley, Football and Men's Basketball
1984-85 - Vincent Hamilton, Men's Basketball

FRANK HOWARD AWARD

(For achievement bringing honor to Clemson)

1970 - Charlie Waters, Football
1971 - Jim Sursavage, Football
1972 - Ben Anderson, Football
1973 - Henry Abadi, Soccer
1974 - Bennie Cunningham, Football
1975 - Denny Walling, Baseball
1976 - Wayne Rollins, Basketball
1977 - Steve Fuller, Football
1978 - Steve Fuller and Jerry Butler, Football
1979 - Noel Loban, Wrestling
1980 - Obed Ariri, Football
1981 - Entire National Championship Football team
1982 - Terry Kinard, Football
1983 - Mike Eppley, Football, Basketball
1984 - Vincent Hamilton, Basketball
1985 - Tina Krebs, Women's Track

CBS DEFENSIVE PLAYER-OF-THE-YEAR

National Award given by CBS Sports and Chevrolet to the outstanding defensive player in the country.

1982 - Terry Kinard, DB

SILVER ANNIVERSARY ACC TEAM

Selected by the Atlantic Coast Conference Sports Writers Association honoring the top players who have participated in the conference during the first 25 years.

Harry Olszewski, OG, 1965-66-67 (selected in 1977)

TEAGUE AWARD

Given annually and selected by the sportswriters in North Carolina and South Carolina to the Amateur Athlete of the Year in the two states.

1940 - Banks McFadden 1950 - Fred Cone

THE McKELVIN AWARD

Given annually to the Athlete-of-the-Year in the Southern Conference and/or Atlantic Coast Conference.

1947-48 - Frank Gillespie (Football, Basketball, Baseball)

EARL H. BLAIK FELLOWSHIP

A scholarship given annually, sponsored by the NCAA, to a deserving scholar-athlete in the memory of the legendary Army coach, Earl Blaik.

1964 - Jimmy Bell, Quarterback

ALGERNON SYDNEY SULLIVAN AWARD

Chosen in recognition of excellence in maintaining high ideals of living, his spiritual qualities, and his generous and disinterested service to others.

1956 - Joe Bowen, End 1970 - Jim Sursavage, Linebacker

NCAA TOP FIVE AWARD

Given by the NCAA to the nation's top five outstanding senior student-athletes of the preceding calendar year.

1979 - Steve Fuller - Football

NCAA POST-GRADUATE SCHOLARSHIP

Given to a deserving scholar-athlete who is entering post-graduate work in conjunction with the NCAA scholarship fund.

1964 - Jimmy Bell, Quarterback (Medical School)
1967 - Jimmy Addison, Quarterback (Law School)
1972 - Ben Anderson, Defensive Back (Law School)
1979 - Steve Fuller, Quarterback (Law School)

NATIONAL FOOTBALL FOUNDATION AND HALL OF FAME SCHOLAR ATHLETE AWARD

Given in recognition of excellence in football and academics and carries a stipend of \$1,000 for post-graduate work.

1978 - Steve Fuller, Quarterback (Law School)

ROBERT A. BOWEN SCHOLARSHIP

(Given in honor of Robert Bowen to a Clemson student who has made an outstanding contribution to the Tiger football program and has excelled in his academic performance at the University.)

1968 - Rick Gilstrap, TB 1975 - Kevin Kreis, C
1970 - Jim Sursavage, LB 1976 - Mike O'Cain, QB
1970 - John McMakin, TE - Gary Webb, DB
1971 - John McMakin, TE - Jimmy Weeks, OT
1975 - Gary Alexander, OT

R.F. POOLE AWARD

(Recognition of best Clemson offensive and defensive players in Clemson-South Carolina game)

1971 - Tommy Kendrick and Larry Hefner
1972 - Heidi Davis and Jim Williamson
1973 - Smiley Sanders and Mike Buckner
1974 - Ken Callicutt and Willie Anderson
1975 - Harold Goggins and G.G. Galloway
1976 - Tracy Perry and Rex Varn
1977 - Steve Fuller and Roy Eppes
1978 - Lester Brown and Bubba Brown
1979 - Obed Ariri and Jim Stuckey
1980 - Homer Jordan and Willie Underwood
1981 - Chuck McSwain and Bill Smith
1982 - Homer Jordan and Terry Kinard
1983 - Stacey Driver and James Robinson
1984 - Steve Reese and Terence Mack
1985 - Kenny Flowers and Raymond Chavous

HAMILTON AWARD

(Presented to Most Valuable)

1936 - Mac Folger, TB 1965 - Thomas Ray, QB
1937 - Red Pearson, BB 1966 - Jimmy Addison, QB
1938 - Charlie Woods, C 1967 - Harry Olszewski, OG
1940 - Banks McFadden, T 1968 - Ray Yauger, TB
1948 - Jack Miller, PK 1969 - Ray Yauger, TB
1950 - Fred Cone, FB 1970 - Ray Yauger, TB
1958 - Bill Thomas, C 1971 - Larry Hefner, LB
1959 - Bill Mathis, HB 1972 - Wade Hughes, TB
1961 - Ron Scrudato, FB 1973 - Ken Pengitore, QB
1962 - Don Chuy, T 1974 - Mark Fellers, QB
1963 - Pat Crain, FB 1975 - Craig Brantley, FL
1964 - Hal Davis, HB 1976 - Mike O'Cain, QB

1977 - Steve Fuller, QB
 1978 - Steve Fuller, QB
 1979 - Bubba Brown, LB
 Billy Lott, QB
 1980 - Obed Ariri, PK
 1981 - Homer Jordan, QB

1982 - Terry Kinard, FS
 Cliff Austin, TB
 1983 - Kevin Mack, FB
 1984 - William Perry, MG
 1985 - Kenny Flowers, TB

RENWICK-FLANDERS AWARD (Presented to Most Improved Player)

1973 - Curt Buttermore, OB
 1974 - Mark Fellers, QB
 1975 - Jimmy Weeks, OT
 1976 - Bubba Brown, LB
 1977 - Steve Ryan, FS
 1978 - Lester Brown, TB
 1979 - Jeff Davis, LB

1980 - Lee Nanney, OT
 1981 - Brad Fisher, OT
 1982 - Brian Butcher, OG
 1983 - Bob Paulling, PK
 1984 - Reid Ingle, OT
 1985 - John Watson, OT

ALL-SOUTHERN (1902-1953)

1902 - Hope Sadler, E
 John Maxwell, QB
 1903 - Vet Sitton, E
 O.L. Derrick, G
 John Maxwell, QB
 Jock Hanvey, FB
 1904 - O. L. Derrick, T
 1905 - O. L. Derrick, T
 Fritz Furtick, HB
 1913 - W. A. Schilletter, T
 1917 - Mutt Gee, C
 1919 - L.M. Lightsey, G
 R.C. Potts, G
 Stumpy Banks, B
 1920 - L.M. Lightsey, G
 1922 - L.M. Lightsey, T
 1928 - O.K. Pressley, C
 1929 - Goat McMillan, TB
 1935 - Tom Brown, T
 Clarence Inabinet, G
 1937 - Charlie Woods, C
 Bob Bailey, B
 1938 - Gus Goins, E

1938 - Don Willis, B
 1939 - Joe Blalock, E
 George Fritts, T
 Banks McFadden, B
 Shad Bryant, B
 1940 - Joe Blalock, E
 George Fritts, T
 Charlie Timmons, B
 1941 - Joe Blalock, E
 George Fritts, T
 Charlie Timmons, B
 1942 - Chip Clark, E
 1944 - Ralph Jenkins, C
 1945 - Ralph Jenkins, C
 Bob Turner, T
 1948 - Frank Gillespie, G
 Bobby Gage, B
 1949 - Ray Mathews, B
 1950 - Glenn Smith, E
 Fred Cone, B
 1951 - Glenn Smith, E
 Billy Hair, B
 1952 - Billy Hair, B

ALL-SOUTH

1937 - Charlie Woods, C
 Don Willis, B
 1938 - Gus Goins, E
 Don Willis, B
 1939 - George Fritts, T
 Bob Sharpe, C

1939 - Banks McFadden, B
 1948 - Bobby Gage, B
 1950 - Windy Wyndham, LB
 Bob Patton, T
 1952 - Tom Barton, G

ALL-SOUTH ATLANTIC

1934 - Randy Hinson, B
 1930 - Red Fordham, C
 Bob Jones, E

1935 - Clarence Inabinet, G
 1936 - Mac Folger, B

ACADEMIC ALL-ACC

1954 - Billy O'Dell, B
 1955 - Charlie Bussey, B
 1956 - Charlie Bussey, B
 1957 - Charlie Horne, B
 Harvey White, B
 1958 - Doug Cline, B
 Jim Padgett, T
 Harvey White, B
 1959 - Lou Cordileone, T
 1960 - Lowndes Shingler, B
 1961 - Tommy King, E
 1962 - Oscar Thorsland, E
 1963 - Jim Parker, QB
 Tracy Childers, G
 1964 - Jimmy Bell, QB
 Richard Cooper, G
 1965 - Frank Pearce, K

1966 - Edgar McGee, OE
 Wayne Mass, OT
 Jimmy Addison, QB
 Floyd Rogers, DT
 1967 - Jimmy Addison, QB
 1969 - Don Kelley, DB
 Rich Medlin, FB
 Jim Sursavage, OE
 1970 - Ben Anderson, DB
 Don Kelley, DB
 Jim Sursavage, LB
 1971 - Ben Anderson, DB
 Bobby Johnson, DB
 Don Kelley, OE
 1972 - Ben Anderson, DB
 Karl Andreas, TE
 Bobby Johnson, DB

1973 - Art Brisacher, OG
 Jeff Stocks, DE
 Karl Andreas, TE
 1974 - Maret Cobb, C
 Mark Fellers, QB
 1975 - Mark Lee, DB
 1976 - Steve Fuller, QB
 Jimmy Weeks, OT
 1977 - Steve Fuller, QB
 Rick Weddington, FLK
 Jimmy Wells, OG

1978 - Steve Fuller, QB
 Matt Smith, DE
 1981 - Tony Berryhill, C
 1983 - Mike Eppley, QB
 1984 - Mike Eppley, QB
 1985 - Bruce Bacon, WR
 Scott Enzor, LB
 Lance Masters, CB
 Andy Newell, P
 John Watson, OT

ALL-ATLANTIC COAST

1953 - Dreher Gaskin, E
 1954 - Clyde White, T
 Scott Jackson, E
 1955 - Joel Wells, B
 1956 - John Grdijan, G
 1956 - Charlie Bussey, B
 Joel Wells, B
 1957 - John Grdijan, G
 Harvey White, B
 1958 - Ray Masneri, E
 Bill Thomas, C
 Jim Padgett, T
 1959 - Gary Barnes, E
 Doug Cline, FB
 Lou Cordileone, T
 Bill Mathis, HB
 Harold Olson, T
 Paul Snyder, C
 1960 - Lowndes Shingler, QB
 1961 - Tommy King, E
 1962 - Don Chuy, T
 1963 - Ted Bunton, C
 Billy Weaver, G
 Pat Crain, FB
 1965 - Butch Sursavage, DE
 Johnny Boyette, OT
 Bill Hecht, LB
 Hugh Mauldin, TB
 1966 - Jimmy Addison, QB
 Wayne Mass, OT
 Harry Olszewski, OB
 Wayne Page, DB
 Butch Sursavage, DE
 1967 - Jim Catoe
 Ronnie Ducworth, DE
 Buddy Gore, TB
 Frank Liberatore, DB
 Wayne Mass, OT
 Harry Olszewski, OG
 1968 - Joe Lhotsky
 Buddy Gore, TB
 Ronnie Ducworth, DE
 John Cagle, DT
 Jimmy Catoe, LB
 1969 - Charlie Waters, OE
 Ray Auger, TB
 Ivan Southerland, DE
 1970 - Dave Thompson, OG
 Don Kelley, DB
 1971 - Wayne Baker, DE
 Larry Hefner, LB
 John McMakin, TE
 1972 - Frank Wirth, DT
 1973 - Ken Pengitore, QB
 Peanut Martin, DB
 Ken Peebles, OT
 1974 - Willie Anderson, MG
 Bennie Cunningham, TE
 Jim Ness, DB
 Ken Peebles, OT

1975 - Bennie Cunningham, TE
 1977 - Joe Bostic, OG
 Jonathan Brooks, DE
 Lacy Brumley, OT
 Jerry Butler, SE
 Steve Fuller, QB
 Steve Ryan, DB
 Randy Scott, LB
 1978 - Joe Bostic, OG
 Jonathan Brooks, DE
 Bubba Brown, LB
 Lester Brown, TB
 Jerry Butler, SE
 Steve Fuller, QB
 Steve Kenney, OT
 Steve Ryan, DB
 Randy Scott, LB
 Jim Stuckey, DT
 1979 - Jeff Bostic, OG
 Bubba Brown, LB
 Steve Durham, DT
 David Sims, P
 Jim Stuckey, DT
 Rex Varn, DB
 1980 - Obed Ariri, PK
 Lee Nanney, OG
 Perry Tuttle, FLK
 1981 - Dan Benish, DT
 Tony Berryhill, C
 Jeff Bryant, DT
 Jeff Davis, LB
 Homer Jordan, QB
 Terry Kinard, FS
 Lee Nanney, OT
 Perry Tuttle, FLK
 1982 - Cliff Austin, TB
 Andy Headen, DE
 Terry Kinard, FS
 Frank Magwood, WR (AP)
 Bob Paulling, PK (AP)
 William Perry, MG
 Johnny Rembert, LB
 1983 - James Farr, OG
 Rod McSwain, DB
 Bob Paulling, PK
 James Robinson, DT
 Edgar Pickett, DE
 William Perry, MG
 Henry Walls, LB (AP)
 K. D. Dunn, TE
 1984 - Mike Eppley, QB (AP)
 Dale Hatcher, P
 Donald Igwebuike, PK
 William Perry, MG
 Steve Reese, QG
 Terrance Roulhac, WR
 Ronald Watson, DB
 1985 - Steve Berlin, DT
 Kenny Flowers, TB
 Steve Reese, OG
 Jim Riggs, TE

Tiger ACC Stats Champions

Attendance Growth

It took Clemson 17 years to reach its first million fans in Memorial Stadium. The structure opened in 1942 and it took until the Duke game of 1959 to reach the 1 million mark. Then it took just eight seasons to reach the two million mark, that coming against Wake Forest in 1967. The third and fourth million took only five years each. Now it takes only two and a half years to draw over a million and the Tigers should draw over half a million in 1987 with seven home games. The total heading into the 1986 season is 7,375,703 fans. Clemson drew 460,413 for six home contests in 1985.

CLEMSON'S INDIVIDUAL STATISTICAL CONFERENCE CHAMPIONS

TOTAL OFFENSE					
Year	Player	Plays	Yds	Yds/P	
1957	Harvey White	164	1038	6.4	
1977	Steve Fuller	347	1900	5.5	
1978	Steve Fuller	303	2003	6.6	
RUSHING					
Year	Player	Att	Yds	Avg	
1955	Joel Wells	135	782	5.8	
1965	Hugh Mauldin	194	664	3.4	
1966	Buddy Gore	186	750	4.0	
1967	Buddy Gore	230	1045	4.5	
PUNTING					
Year	Player	No	Avg		
1954	Joe Pagliei	26	37.8		
1955	Joe Pagliei	20	39.1		
1961	Eddie Werntz	56	40.2		
1962	Eddie Werntz	41	40.7		
1969	Jack Anderson	21	40.1		
1970	Jack Anderson	35	41.0		
1979	David Sims	72	44.4		
1981	Dale Hatcher	40	43.1		
INTERCEPTIONS					
Year	Player	No	Yds	TD	
1964	Jimmy Bell	5	5	0	
1974	Dennis Smith	5	67	0	
1977	*Steve Ryan	5	67	0	
SCORING					
Year	Player	TD	PAT	FG	Pst
1959	Bill Mathis	11	4	0	70
1960	Bil McGuirt	9	0	0	54
1969	Ray Yaeger	11	2	0	68
1978	Lester Brown	17	0	0	117
1983	Bob Paulling	0	36	18	90
1985	Kenny Flowers	13	0	0	78
KICK SCORING					
Year	Player	XPts	FGM	TP	
1956	*Charlie Bussey	12-18	0	12	
1960	Lon Armstrong	24-26	3	33	
1963	Frank Pearce	21-22	4	33	
1978	Obed Ariri	42-44	13	81	
1980	Obed Ariri	18-18	23	87	
1983	Bob Paulling	36-37	18	90	
1984	Donald Igwebuike	41-41	16	89	
RECEIVING					
Year	Player	G	Rec	Yds	TD Rec/G
1978	Jerry Butler	12	54	864	3 4.9
1980	Perry Tuttle	10	53	915	4 4.8
PASSING					
Year	Player	Att	Comp	Int	Yds TD
1957	Harvey White	95	46	3	841 11
1967	Jimmy Addison	174	82	10	924 5
1981	Homer Jordan	174	96	8	1496 8
1983	Mike Eppley	166	99	9	1410 13
PUNT RETURNS					
Year	Player	No	Yds	Avg	
1978	Willie Jordan	20	277	13.8	

*Tied for Championship

TEAM STATISTICAL CONFERENCE CHAMPIONSHIPS

TOTAL OFFENSE			
Year	Games	Yards	Avg/G
1955	10	3057	305.7
1957	10	3277	327.7
1960	10	3060	306.0
1961	10	3075	307.5
1967	10	3121	312.1
1978	11	4804	436.7
RUSHING			
Year	Games	Yards	Avg/G
1955	10	2200	220.0
1958	10	2258	225.8
1961	10	1783	178.3
1962	10	2054	205.4
1963	10	1959	195.9
1978	11	3262	296.5
1979	11	2622	238.4
PASSING			
Year	Att	Comp	Yds Yds/G
1957	129	57	1045 104.5
1969	281	133	1755 175.5
1975	208	111	1978 163.5
SCORING OFFENSE			
Year	Games	Pts	Avg.
1957	10	216	21.6
1959	10	262	26.2
1960	10	197	19.7
1961	10	199	19.9
1978	11	351	31.9
1983	11	338	30.7
SCORING DEFENSE			
Year	Games	Pts	Avg
1959	10	96	9.6
1968	10	179	17.9
1978	11	116	10.5
1979	11	92	8.4
1981	11	90	8.2
TOTAL DEFENSE			
Year	Games	Yds	Yds/G
1954	10	1761	176.1
1957	10	2159	215.9
1959	10	1971	197.1
1960	10	2121	212.1
1963	10	1847	184.7
1965	10	2515	251.5
1978	11	2796	254.2
1979	11	2612	237.5
1981	11	2767	251.5
RUSHING DEFENSE			
Year	Games	Yds	Yds/G
1954	10	969	96.9
1959	10	1085	108.5
1960	10	1121	112.1
1961	10	1275	127.5
1962	10	1213	121.3
1963	10	931	93.1
1979	11	1292	117.5
PASSING DEFENSE			
Year	Att	Comp	Yds Avg/G
1957	129	49	597 59.7
1978	209	96	1103 110.3

Longest Plays

Dimaggio of Clemson

The Joe Dimaggio of Clemson football might be runningback Lester Brown. The Myrtle Beach, SC native who went on to the Canadian football league once scored at least one touchdown in nine consecutive games, a Clemson record for consecutive games scoring a TD. The mark was threatened last year by Kenny Flowers, who scored in seven straight games, but Minnesota broke that streak in the Independence Bowl. Brown finished his career as Clemson's all-time touchdown scorer with 32 and he was second in the nation in total touchdowns scored in 1978 with 17.

CLEMSON'S LONGEST PLAYS

Yds.	Player(s)	Type Play	Site, Opp., Score	Date
108	Richie Luzzi	Missed FG Rtn.	a-Georgia (13-31)	9/28/68
102	Don Kelley	Intcp. Rtn.	h-Duke (10-21)	10/24/70
99	Bill Mathis	KO Rtn.	a-GA Tech (6-16)	10/3/59
98	Hal Davis	KO Rtn.	h-Georgia (16-24)	10/13/62
97	Mark Fellers-Craig Brantley	Pass	h-Virginia (28-9)	11/16/74
94	Rex Varn	Intcp. Rtn.	a-N.C. State (33-10)	10/28/78
93	Rex Varn	Intcp. Rtn.	h-Maryland (14-21)	9/10/77
90	Banks McFadden	Rush	h-Presbyterian (18-0)	9/23/39
90	Bobby Gage	Punt Rtn.	h-N.C. State (6-0)	10/2/48
90	Jimmy Quarles	Intcp. Rtn.	a-Rice (20-14)	9/29/51
90	Buck George	Rush	a-Furman (32-14)	11/17/51
89	Bobby Gage	KO Rtn.	a-Duquesne (34-13)	11/15/47
88	Bobby Gage	Rush	h-Presbyterian (76-0)	9/22/45
88	Mack Matthews	Punt Rtn.	a-W. Forest (24-7)	10/6/62
87	Billy Hair	Rush	h-Furman (57-2)	11/18/50
87	Steve Fuller-Jerry Butler	Pass	a-Maryland (28-24)	11/18/78
85	Don Kelley	Punt Rtn.	a-Maryland (24-11)	10/31/70
83n	Tim Childers	Fumble Rtn.	h-W. Carolina (21-10)	9/25/82
82	Chuck McSwain	Rush	a-Virginia (48-0)	10/9/82
81	Jackie Calvert	Rush	a-Missouri (34-0)	9/30/50
81	Ken Moore	Punt Rtn.	1-W. Forest (32-20)	10/30/54
81	Billy Lott-Perry Tuttle	Pass	h-Furman (21-0)	9/8/79
81	Joel Wells-Joe Pagliei	Pass	a-South Carolina (8-13)	10/21/54
80n	Buddy Gore	KO Rtn.	h-Duke (9-6)	10/15/66
80	Jimmy Addison-Edgar McGee	Pass	a-W. Forest (23-21)	10/29/66
80	Jay Washington	Rush	a-GA Tech (21-29)	9/29/73
80	Willie Jordan-Craig Brantley	Pass	a-GA Tech (28-33)	9/27/75
80	Homer Jordan-Perry Tuttle	Pass	h-Wofford (45-10)	9/5/81

1-Charlotte, NC n-non-scoring play

OPPONENTS' LONGEST PLAYS

Yds.	Player(s)	Type Play	Site, Opp., Score	Date
100	Larry Fallen	KO Rtn.	h-VA Tech (38-7)	10/7/78
98	Doug Kotar	KO Rtn.	h-Kentucky (10-13)	9/11/71
98	Steve Atkins	Rush	a-Maryland (28-24)	11/18/78
98n	Scott Woerner	Intcp. Rtn.	a-Georgia (16-20)	9/20/80
97	Dick Christy	KO Rtn.	h-N.C. State (7-13)	10/5/57
97	Gene Washington	KO Rtn.	a-Georgia (14-31)	9/22/73
92	John Schultz	KO Rtn.	h-Maryland (20-22)	11/15/75
90	Floyd Reid	Punt Rtn.	a-Georgia (0-20)	9/28/45
90	Dick Nolan	Punt Rtn.	h-Maryland (0-20)	10/3/53
88	Bernie Faloney	KO Rtn.	h-Maryland (0-20)	10/3/53
87	Dennis Tabron	Intcp. Rtn.	h-Duke (17-34)	10/18/80
85	Matt Robinson-Gene Washington	Pass	h-Georgia (0-41)	9/18/76
85	Gary Schofield-Tim Ryan	Pass	2-Wake Forest (21-17)	11/27/82
84n	Carroll McClain	Punt Rtn.	a-S. Carolina (28-14)	10/20/55
84	Mike Voight	Rush	h-N. Carolina (23-27)	11/6/76
83	Ernie Arizzi	Pass Intcp.	h-Maryland (21-6)	11/16/63
81	Willie Burden	Rush	h-N.C. State (23-31)	11/20/71
81	Mark Franklin	Intcp. Rtn.	a-N.C. State (35-34)	10/27/84
80	Bobby Hall	Rush	a-N.C. State (24-19)	11/2/68
78n	Bob Schneidenbach-Ed Lutes	Pass	1-Miami (FL) (15-14)	1/1/51
78	Terry Henley	Rush	h-Auburn (0-44)	10/10/70
78	Bubba Bean	Rush	h-Texas A&M (15-30)	10/6/73

1-Miami, FL (Orange Bowl) 2-Tokyo, Japan (Mirage Bowl) n-non-scoring play

LONGEST CLEMSON RUNS FROM SCRIMMAGE

Yds.	Name	Site, Team, Score	Date
90	Banks McFadden, TB	h-Presbyterian (18-0)	9/23/39
90	Buck George, TB	a-Furman (34-14)	11/17/51
88	Bobby Gage, TB	h-Presbyterian (76-0)	9/22/45
87	Billy Hair, TB	h-Furman (57-2)	11/18/50
82	Chuck McSwain, TB	a-Virginia (48-0)	10/9/82
81	Jackie Calvert, TB	a-Missouri (34-0)	9/30/50
80	Jay Washington, TB	a-GA Tech (21-29)	9/29/73
77n	Cliff Austin, TB	a-Duke (38-10)	10/17/81
75	Steve Fuller, QB	h-VA Tech (38-7)	10/7/78
74	Don King, QB	a-Fordham (12-12)	11/8/52
72	Craig Crawford, TB	h-Wake Forest (82-24)	10/31/81
71	Smiley Sanders, TB	h-W. Forests (35-8)	11/3/73
69	Billy Hair, TB	a-Boston Col. (35-14)	11/11/50
69	Mike O'Cain, QB	h-N.C. State (21-38)	10/23/76
68	Don Testerman, TB	a-Tennessee (28-29)	10/25/74
68	Warren Ratchford, TB	a-VA Tech (31-13)	10/1/77

n-Denotes did not score on the play

LONGEST OPPONENT RUNS FROM SCRIMMAGE

Yds.	Name	Site, Team, Score	Date
98	Steve Atkins	a-Maryland (28-24)	11/18/78
84	Mike Voight	h-N. Carolina (23-27)	11/6/76
81	Willie Burden	h-N.C. State (23-31)	11/20/71
80	Bobby Hall	a-N.C. State (24-19)	11/2/68
78	Terry Henley	h-Auburn (0-44)	10/10/70
78	Bubba Bean	h-Texas A&M (15-30)	10/6/73
77	Spencer Clark	a-S. Carolina (31-27)	11/19/77
73	Ray Goff	h-Georgia (0-41)	9/18/76
71	Kent Merritt	1-Virginia (32-15)	10/16/71
70	Nick Pacello	h-Duquesne (53-20)	11/4/50
70	Mark Leggett	a-Duke (6-21)	10/22/60
70	Jim Fauver	a-TCU (10-14)	10/24/74
69	Brent Cunningham	a-GA Tech (7-28)	10/3/70

1-Richmond, VA (Tobacco Bowl)

LONGEST CLEMSON PASS PLAYS FROM SCRIMMAGE

Yds.	Players	Site, Team, Score	Date
97	Mark Fellers-Craig Brantley	h-Virginia (28-9)	11/16/74
87	Steve Fuller-Jerry Butler	a-Maryland (28-24)	11/18/78
81	Joel Wells-Joe Pagliei	a-South Carolina (8-13)	10/21/54
81	Billy Lott-Perry Tuttle	h-Furman (21-0)	9/8/79
80	Jimmy Addison-Edgar McGee	a-W. Forest (23-21)	10/29/66
80	Willie Jordan-Craig Brantley	a-GA Tech (28-33)	9/27/75
80	Homer Jordan-Perry Tuttle	h-Wofford (45-10)	9/5/81
78	Steve Fuller-Craig Brantley	h-Tulane (13-17)	9/13/75
76	Mike Eppley-Terrance Roulhac	h-N. Carolina (20-12)	10/20/84
75	Jimmy Addison-Jacky Jackson	h-Virginia (40-35)	9/24/66
75	Tommy Kendrick-Don Kelley	1-Virginia (32-15)	10/16/71
75	Homer Jordan-Perry Tuttle	h-W. Forest (82-24)	10/31/81
75	Mike Eppley-Ray Williams	h-N.C. State (27-17)	10/22/83
68	Harvey White-Gary Barnes	2-TCU (23-7)	12/19/59
68n	Thomas Ray-Johnny Case	a-Duke (30-35)	10/19/63

1-Richmond, VA (Tobacco Bowl) 2-Houston, TX (Bluebonnet Bowl)

LONGEST OPPONENT PASS PLAYS FROM SCRIMMAGE

Yds.	Players	Site, Team, Score	Date
85	Matt Robinson-Gene Washington	h-Georgia (0-41)	9/18/76
85	Gary Schofield-Tim Ryan	1-Wake Forest (21-17)	11/27/82
78n	Bob Schneidenbach-Ed Lutes	2-Miami (FL) (15-14)	1/1/51
77	Larry Rakestraw-Frank Lankewicz	h-Georgia (16-24)	10/13/62
77	Jim Rossi-Ray Barlow	h-N.C. State (3-7)	10/5/63
74n	Norm Snead-Neil McLean	h-W. Forest (33-31)	11/21/59
74	Larry Rakestraw-Donald Porterfield	h-Georgia (16-24)	10/13/62
69	Gary Black-Ronnie Jackson	h-N. Carolina (0-29)	11/7/64
67n	Drew Walston-Chuck Herring	h-Duke (54-21)	10/20/84
65	Bernie Faloney-Dick Nolan	h-Maryland (0-20)	10/3/53
65	Condredge Holoway-Stanley Morgan	a-Tennessee (28-29)	10/25/74
63	Dan Buckley-Roland Hooks	a-N.C. State (10-31)	9/21/74
60	Walt Rappold-Mark Leggett	a-Duke (17-7)	10/21/61
59	Mike Cavan-Charles Whittemore	h-Georgia (0-30)	9/27/69
59	Roger Neighborgall-Troy Slade	a-Duke (8-24)	10/20/73
59	Wayne Schuchts-Billy Smith	h-Virginia (42-21)	10/8/83

1-Tokyo, Japan (Mirage Bowl) 2-Miami, FL (Orange Bowl)

LONGEST CLEMSON KICKOFF RETURNS

Yds.	Player	Site, Team, Score	Date
99	Bill Mathis	a-GA Tech (6-16)	10/3/59
98	Hal Davis	h-Georgia (16-24)	10/13/62
89	Bobby Gage	a-Duquesne (34-13)	11/15/47
80n	Buddy Gore	h-Duke (9-6)	10/15/66
76n	Buddy Gore	a-N.C. State (24-19)	11/2/68
72n	Billy Hair	1-Miami (FL) (0-14)	1/1/52
72n	Jack Anderson	h-S. Carolina (3-7)	11/23/68
56n	David Thomas	a-GA Tech (9-31)	10/7/72
51n	Dennis Goss	a-N. Carolina (13-25)	11/6/71
50n	Billy Wingo	a-N. Carolina (37-29)	11/10/73

1-Jacksonville, FL (Gator Bowl)

LONGEST OPPONENT KICKOFF RETURNS

Yds.	Player	Site, Team, Score	Date
100	Larry Fallen	h-VA Tech (38-7)	10/7/78
98	Doug Kotar	h-Kentucky (10-13)	9/11/71
97	Dick Christy	h-N.C. State (7-13)	10/5/57
96	Gene Washington	a-Georgia (14-31)	9/22/73
92	John Schultz	h-Maryland (20-22)	11/15/75
88	Bernie Faloney	h-Maryland (0-20)	10/3/53
69n	Jay Wilkinson	a-Duke (30-35)	10/19/63
56n	Gene Angle	a-Virginia (35-0)	10/26/63
53n	Ed Mooney	h-N.C. State (27-0)	10/7/50
51n	Joe Horning	a-Maryland (0-16)	11/13/54

LONGEST CLEMSON PUNT RETURNS

Yds.	Player	Site, Team, Score	Date
108*	Richie Luzzi	a-Georgia (13-31)	10/28/68
90	Shad Bryant	1-Geo. Wash. (7-7)	10/8/38
88	Mack Matthews	a-W. Forest (24-7)	10/6/62
85	Don Kelley	a-Maryland (24-11)	10/31/70
81	Ken Moore	1-W. Forest (32-20)	10/30/54
75	Streak Lawton	2-Mercer (32-0)	11/17/34
75n	Willie Jordan	h-N.C. State (7-3)	10/22/77
74	Joe Pagliei	h-Presbyterian (33-0)	9/18/54
72n	Gary Barnes	h-Furman (35-6)	11/18/61

1-Charlotte, NC 2-Savannah, GA *-Missed Field Goal Return

LONGEST OPPONENT PUNT RETURNS

Yds.	Player	Site, Team, Score	Date
90	Floyd Reid	a-Georgia (0-20)	9/29/45
90	Dick Nolan	h-Maryland (0-20)	10/3/53
84n	Carroll McLain	a-S. Carolina (28-14)	10/20/55
74	Mike Battie	a-Southern Cal. (0-30)	10/22/66
73	Tyler Hellams	h-S. Carolina (3-7)	11/23/68
71n	Phil Heisler	a-Furman (40-20)	11/16/55
70	Dick Zotti	a-Bost. Coll. (14-14)	9/26/53
69	Phil Lamm	h-N. Carolina (10-26)	11/4/72
67	David Riggs	a-N. Carolina (13-17)	11/6/65
67	Scott Woerner	a-Georgia (16-20)	9/20/80

LONGEST CLEMSON INTERCEPTION RETURNS

Yds.	Player	Site, Team, Score	Date
102	Don Kelley	h-Duke (10-21)	10/24/70
94	Rex Varn	a-N.C. State (33-10)	10/28/78
93	Rex Varn	h-Maryland (14-21)	9/10/77
90	Jimmy Quarles	a-Rice (20-14)	9/29/51
*83n	Tim Childers	h-W. Carolina (21-10)	9/25/82
77n	Rudy Hayes	h-VA Tech (21-6)	11/3/56
76	James Hough	h-VA Tech (35-0)	10/10/45
73n	George Usry	h-W. Forest (33-31)	11/21/59
68	Jewell McLaurin	a-Maryland (24-11)	10/31/70
64n	Willie Underwood	h-S. Carolina (27-6)	11/22/80

*Fumble Return

LONGEST OPPONENT INTERCEPTION RETURNS

Yds.	Player	Site, Team, Score	Date
98n	Scott Woerner	a-Georgia (16-20)	9/20/80
87	Dennis Tabron	h-Duke (17-34)	10/18/80
83	Ernie Arizzi	h-Maryland (21-6)	11/16/63
76	Wyatt Washington	h-Tulane (13-17)	9/13/75
71	Don Golden	h-Georgia (0-28)	9/25/71
69	Bobby Robinson	h-W. Forest (33-31)	11/21/59
68	George Atkins	h-Auburn (19-45)	11/21/53
68	Ernie Arizzi	a-Maryland (17-14)	11/17/62
60	John Janus	a-Boston Col. (14-25)	11/19/60

CLEMSON'S LONGEST FIELD GOALS

Yds.	Player	Site, Opponent, Score	Date
*57	Obed Ariri	h-Wake Forest (26-0)	10/29/77
55	Donald Igwebuike	a-N.C. State (38-29)	10/23/82
55	Donald Igwebuike	a-Boston College (16-31)	9/10/83
53	Donald Igwebuike	h-Duke (54-21)	10/20/84
52	Eddie Seigler	a-South Carolina (17-7)	11/27/71
52	Eddie Seigler	a-Maryland (6-31)	11/11/72
52	Obed Ariri	a-Virginia (27-24)	10/11/80
52	Donald Igwebuike	h-Wake Forest (37-14)	11/3/84
52	Donald Igwebuike	h-Wofford (45-10)	9/5/81
50	Bob Burgess	a-Duke (24-8)	10/20/73

OPPONENTS' LONGEST FIELD GOALS

Yds.	Player	Site, Team, Score	Date
#60	Kevin Butler	a-Georgia (23-26)	9/22/84
*57	Vince Fusco	h-Duke (18-18)	10/16/76
54	Johnny Duncan	a-Georgia Tech (21-10)	10/4/69
52	Roger Pruett	a-Auburn (13-35)	10/23/71
51	John Riley	a-Auburn (21-43)	10/14/67
51	Kevin Butler	a-Georgia (23-26)	9/22/84
48	Dean Biasucci	h-Western Carolina (21-10)	9/25/82
47	Gerald Warren	h-N.C. State (14-6)	11/18/67
47	Allan Leavitt	h-Georgia (0-41)	9/18/76

*-Indicates Atlantic Coast Conference record

#-Indicates ties Southeastern Conference record

CAREER 100-YARD RUSHING PERFORMANCES

Times	Name & Position	Best	Year
11	Buddy Gore, TB	189 vs. South Carolina	1967
11	Kenny Flowers	148 vs. Minnesota	1985
8	Fred Cone, FB	163 vs. Auburn	1950
8	Ray Yauger, TB	204 vs. North Carolina	1968
8	Lester Brown, TB	178 vs. Virginia	1978
7	Billy Hair, TB	174 vs. Presbyterian	1951
7	Cliff Austin, TB	260 vs. Duke	1982
7	Stacey Driver	131 vs. Georgia Tech	1984
6	Joel Wells, TB	175 vs. Furman	1955
6	Chuck McSwain, TB	151 vs. South Carolina	1981
5	Bobby Gage, TB	182 vs. Presbyterian	1947
5	Ray Matthews, WB	161 vs. Presbyterian	1949
4	Jackie Calvert, TB	175 vs. Missouri	1950
3	Charlie Timmons, FB	115 vs. Boston College	1939
3	Butch Butler, TB	192 vs. Presbyterian	1942
3	Lawrence Gressette, FB	177 vs. Auburn	1951
3	Hugh Mauldin, TB	144 vs. Texas Christian	1965
3	Ken Callicutt, TB	197 vs. South Carolina	1974

3	Steve Fuller, QB	111 vs. Georgia Tech	1976
3	Kevin Mack, FB	186 vs. Maryland	1983

There were no 100-plus yard performances in 1953, 1960, 1961, and 1963.

TWO 100-PLUS YARDS RUSHING PERFORMANCES

SAME GAME

Players	Site, Opponent, Score	Date
Payne (102) and Sweatte (101)	h-Wake Forest (29-0)	11/15/41
Tinsley (127) and Timmons (103)	a-Furman (34-0)	11/22/41
Tinsley (146) and Rogers (117)	a-South Carolina (20-13)	10/19/44
Gage (145) and Reynolds (105)	h-Presbyterian (76-0)	9/22/45
Cox (116) and Gage (104)	h-Furman (41-0)	11/6/48
Cone (145) and Hair (141)	h-Furman (57-2)	11/18/50
Hair (174) and Gressette (110)	h-Presbyterian (53-6)	9/22/51
Gressette (130) and George (114)	a-Furman (34-14)	11/17/51
Gressette (177) and Hair (113)	h-Auburn (34-0)	11/24/51
Callicutt (197) and Fellers (106)	h-South Carolina (39-21)	11/23/74
Austin (109) and C. McSwain (129)	a-N.C. State (38-29)	10/23/82
Mack (150) and Flowers (112)	a-Duke (38-31)	10/15/83
Driver (121) and Flowers (111)	h-Virginia (27-24)	10/12/85
Flowers (141) and Driver (114)	h-Wake Forest (26-10)	11/2/85

THREE 100-PLUS YARDS RUSHING PERFORMANCES

Players	Site, Opponent, Score	Date
Cone (143), Matthews (131) and Calvert (109)	h-Presbyterian (55-0)	9/23/50
Calvert (175), Matthews (120) and Cone (111)	a-Missouri (34-0)	9/30/50
Brown (121), Fuller (108) and Sims (104)	h-South Carolina (41-23)	11/25/78
Austin (105), McCall (103) and C. McSwain (103)	a-Virginia (48-0)	10/9/82

100-YARD CAREER PASSING PERFORMANCES

Times	Name	Best	Year
21	Steve Fuller	225 vs. Virginia	1977
19	Homer Jordan	270 vs. Maryland	1981
17	Tommy Kendrick	252 vs. Virginia	1971
16	Mike Eppley	248 vs. N.C. State	1983
15	Jimmy Addison	283 vs. Virginia	1966
14	Ken Pengitore	227 vs. Virginia	1973
10	Bobby Gage	245 vs. Furman	1947
8	Billy Hair	184 vs. Duquesne	1950
7	Harvey White	258 vs. Furman	1957
7	Jim Parker	246 vs. Duke	1963
6	Don King	226 vs. Auburn	1953
6	Billy Ammons	212 vs. N.C. State	1968
6	Billy Lott	204 vs. Baylor	1979
5	Thomas Ray	323 vs. North Carolina	1965
4	Mark Fellers	157 vs. Virginia	1974
4	Rodney Williams	159 vs. Minnesota	1985
3	Booty Payne	202 vs. South Carolina	1941
3	Butch Butler	114 vs. Tulane	1945
3	Gerald Leverman	153 vs. Tulane	1946
3	Willie Jordan	251 vs. Georgia Tech	1975
3	Randy Anderson	220 vs. Virginia Tech	1985
2	Banks McFadden	156 vs. N.C. State	1939
2	Lowndes Shingler	150 vs. Vanderbilt	1960
2	Jackie Calvert	181 vs. N.C. State	1950
2	Joe Anderson	132 vs. Furman	1961
2	Mike O'Cain	140 vs. South Carolina	1975

There were no 100-plus performances in 1944, 1958, and 1964

TWO 100-PLUS YARDS PASSING PERFORMANCES

SAME GAME

Players	Site, Opponent, Score	Date
Leverman (153) and Hendley (101)	a-Tulane (13-54)	11/9/46
White (104) and Shingler (101)	a-Virginia (47-0)	9/26/59
Parker (246) and Ray (118)	a-Duke (30-35)	10/19/53
Pengitore (120) and Kendrick (107)	h-N.C. State (23-31)	11/20/71
Fuller (139) and Lott (106)	h-The Citadel (58-3)	9/16/78

MOST CONSECUTIVE 100-PLUS YARD PASSING PERFORMANCES

- 6 - Billy Ammons, 1968; Ken Pengitore, 1973; Steve Fuller (Last 4 games 1977, First 2 1978)
- 5 - Jimmy Addison, 1966; Jimmy Addison, 1967; Mike Eppley, 1983; Mike Eppley, 1984

MOST 100-YARD PASSING PERFORMANCES IN A SEASON

- 9 - Jimmy Addison, 1966; Steve Fuller, 1978; Mike Eppley, 1984
- 8 - Ken Pengitore, 1973; Steve Fuller, 1977; Homer Jordan, 1981
- 7 - Homer Jordan, 1980; Mike Eppley, 1983
- 6 - Billy Ammons, 1968; Tommy Kendrick, 1969; Tommy Kendrick, 1970

OVER 100 YARDS RUSHING AND OVER 100 YARDS PASSING, ONE GAME, ONE PLAYER

Player	Yds. Rush	Yds. Pass	Site, Opp., Score	Date
Booty Payne	102	197	h-Wake Forest (29-0)	11/15/41
Bobby Gage	141	233	h-Auburn (34-18)	11/22/47
Jackie Calvert	103	181	h-N.C. State (27-0)	10/7/50
Billy Hair	104	185	h-Duquesne (53-20)	11/4/50
Billy Hair	141	130	h-Furman (52-2)	11/18/50
Billy Hair	174	123	h-Presbyterian (53-6)	9/22/51
Billy Hair	102	147	h-Wake Forest (21-6)	11/3/51
Billy Hair	113	184	h-Auburn (34-0)	11/24/51
Ken Pengitore	100	212	a-North Carolina (37-29)	11/10/73
Mark Fellers	106	123	h-South Carolina (39-21)	11/23/74
Steve Fuller	111	164	a-Georgia Tech (24-24)	9/25/76
Steve Fuller	106	128	h-Virginia Tech (38-7)	10/7/78
Homer Jordan	100	107	a-Virginia (27-24)	10/11/80

Through The Years

Moving Forward

Marvin Sims might be the most reliable running back in Clemson history. The Tiger fullback between 1976 and 1979 carried the ball 316 times and was thrown for a loss just one time. That's right only one carry for one negative yard in four years and 316 carries. The irony of that one minus play is that it took place in the best game of his career. Against Georgia in 1979 Sims gained 146 yards in 25 carries, the most yards he gained in a game in his career. But on one of the plays Joe Creamons of Georgia dropped him for a loss, but that was the only time it happened to the Clemson graduate who went on to a pro career with the Baltimore Colts.

Year	Home W-L-T	Away W-L-T	Neutral W-L-T	Conf. W-L-T	Conf. Finish	Overall W-L-T	Overall Pct.	Scoring CU-Opp	Captain	Coach
1896	0-0-0	2-1-0	0-0-0	—	—	2-1-0	.667	36-18	R. G. Hamilton	W. M. Riggs
1897	0-0-0	2-2-0	0-0-0	—	—	2-2-0	.500	28-58	W. T. Brock	W. M. Riggs
*1898	1-0-0	1-1-0	1-0-0	—	—	3-1-0	.750	110-20	A. B. Shealy	J. A. Penton
1899	0-0-0	1-2-0	3-0-0	—	—	4-2-0	.667	109-50	J. N. Walker	W. M. Riggs
1900	1-0-0	3-0-0	2-0-0	—	—	6-0-0	1.000	222-10	J. N. Walker	John W. Heisman
1901	1-0-0	1-0-1	1-1-0	—	—	3-1-1	.700	190-38	Claude Douthit	John W. Heisman
1902	2-0-0	4-1-0	0-0-0	—	—	6-1-0	.857	152-22	Hope Sadler	John W. Heisman
1903	0-0-0	3-1-0	1-0-1	—	—	4-1-1	.750	167-22	Hope Sadler	John W. Heisman
1904	1-1-0	2-1-1	0-1-0	—	—	3-3-1	.500	50-45	Joe B. Holland	A. B. Shealy
1905	0-0-1	2-2-0	1-0-0	—	—	3-2-1	.583	81-63	O. L. Derrick	F. B. Cochems
1906	2-0-1	1-0-1	1-0-1	—	—	4-0-3	.786	38-4	Fritz Furtick	Bob Williams
1907	2-2-0	1-1-0	1-1-0	—	—	4-4-0	.500	67-45	J. M. McLaurin	Frank Shaughnessy
1908	1-1-0	0-3-0	0-2-0	—	—	1-6-0	.143	26-102	Stricker Coles	J. N. Stone
1909	2-1-0	2-2-0	2-0-0	—	—	6-3-0	.667	93-43	C. M. Robbs	Bob Williams
1910	0-1-0	4-2-0	0-0-1	—	—	4-3-1	.563	106-54	W. H. Hankel	Frank Dobson
1911	1-3-0	2-1-0	0-1-0	—	—	3-5-0	.375	71-110	Paul Bissell	Frank Dobson
1912	2-0-0	1-3-0	1-1-0	—	—	4-4-0	.500	179-126	W. B. Britt	Frank Dobson
1913	1-1-0	3-2-0	0-1-0	—	—	4-4-0	.500	112-98	A. P. Gandy	Bob Williams
1914	1-0-0	3-3-1	1-0-0	—	—	5-3-1	.611	167-123	W. A. Schilleter	Bob Williams
**1915	0-0-1	2-1-1	0-3-0	—	—	2-4-2	.375	118-48	W. K. McGill	Bob Williams
1916	2-1-0	1-1-0	0-4-0	—	—	3-6-0	.333	81-146	S. S. Major	Wayne Hart
1917	0-1-0	4-0-0	2-1-0	—	—	6-2-0	.750	183-64	F. L. Witsell	E. A. Donahue
1918	3-1-0	1-1-0	1-0-0	—	—	5-2-0	.714	199-101	Stumpy Banks	E. A. Donahue
1919	4-0-0	1-2-2	1-0-0	—	—	6-2-2	.800	151-55	Stumpy Banks	E. A. Donahue
1920	3-1-1	0-5-0	1-0-0	—	—	4-6-1	.409	99-147	Boo Armstrong	E. A. Donahue
1921	1-1-0	0-5-1	0-0-1	0-3-0\$	—	1-6-2	.222	55-187	J. H. Spearman	E. J. "Doc" Stewart
1922	2-1-0	2-2-0	1-1-0	1-2-0	—	5-4-0	.556	170-109	E. H. Emanuel	E. J. "Doc" Stewart
1923	3-0-1	2-2-0	0-0-0	1-1-1	—	5-2-1	.688	91-65	Butch Holohan	Bud Saunders
1924	2-2-0	0-2-0	0-2-0	0-3-0	—	2-6-0	.250	80-96	Charlie Robinson	Bud Saunders
1925	0-3-0	1-4-0	0-0-0	0-4-0	—	1-7-0	.125	18-160	G. I. Finklea	Bud Saunders
1926	2-2-0	0-5-0	0-0-0	0-3-0	—	2-7-0	.222	20-169	B. C. Harvey	Bud Saunders
1927	3-0-1	2-3-0	0-0-0	2-1-0	—	5-3-1	.611	74-84	Bud Eskew	Cul Richards
1928	3-0-0	3-2-0	2-1-0	2-1-0	—	8-3-0	.800	192-77	Bob Williams	Josh Cody
1929	4-0-0	2-2-0	2-1-0	2-3-0	—	8-3-0	.727	236-110	O. K. Pressley	Josh Cody
1930	3-0-0	2-1-0	3-1-0	2-2-0	—	8-2-0	.800	239-82	O. D. Padgett	Josh Cody
1931	0-1-1	0-2-1	1-3-0	0-4-0	—	1-6-2	.250	19-164	Johnnie Justus	Josh Cody
1932	2-1-0	1-4-1	0-0-0	0-2-0	—	3-5-1	.389	89-111	A. D. Fordham	Jess Neely
1933	2-0-1	0-4-1	1-2-0	1-1-0	6th	3-6-2	.400	50-98	Bob Miller	Jess Neely
1934	2-0-0	2-4-0	1-0-0	2-1-0	5th	5-4-0	.556	89-85	John Heinemann	Jess Neely
1935	2-0-0	3-3-0	1-0-0	2-1-0	4th	6-3-0	.667	148-99	Henry Woodward	Jess Neely
1936	2-2-0	3-3-0	0-0-0	3-2-0	5th	5-5-0	.500	98-95	Henry Shore	Jess Neely
1937	2-0-0	2-4-1	0-0-0	2-0-1	3rd	4-4-1	.500	128-64	Net Berry	Jess Neely
1938	2-0-0	4-1-0	1-0-1	3-0-1	2nd	7-1-1	.833	145-56	H. D. Lewis	Jess Neely
1939	2-0-0	5-1-0	2-0-0	4-0-0	2nd	9-1-0	.900	165-45	Charlie Woods	Jess Neely
1940	2-0-0	3-2-1	1-0-0	4-0-0	1st	6-2-1	.722	182-73	Joe Payne	Jess Neely
1941	2-0-0	4-2-0	1-0-0	5-1-0	3rd	7-2-0	.778	233-90	Red Sharpe	Frank Howard
***1942	2-1-0	1-4-1	0-1-0	2-3-1	9th	3-6-1	.350	100-138	Wade Padgett	Frank Howard
1943	0-2-0	1-2-0	1-2-0	2-3-0	7T	2-6-0	.250	94-185	Charlie Wright	Frank Howard
1944	2-0-0	1-5-0	1-0-0	3-1-0	3rd	4-5-0	.444	165-179	Ralph Jenkins	Frank Howard
1945	3-1-0	3-2-1	0-0-0	2-1-1	4th	6-3-1	.650	211-73	Ralph Jenkins	Frank Howard
1946	2-1-0	2-4-0	0-0-0	2-3-0	11th	4-5-0	.444	147-174	Ralph Jenkins	Frank Howard
1947	2-1-0	2-4-0	0-0-0	1-3-0	12th	4-5-0	.444	206-146	Chip Clark	Frank Howard
1948	4-0-0	6-0-0	1-0-0	5-0-0	1st	11-0-0	1.000	274-76	Cary Cox	Frank Howard
1949	2-2-1	2-2-1	0-0-0	2-2-0	8th	4-4-2	.500	232-216	Bob Martin	Phil Prince
1950	4-0-0	5-0-1	0-0-0	3-0-1	2nd	9-0-1	.950	344-76	Gene Moore	Frank Howard
1951	4-0-0	3-2-0	0-1-0	3-1-0	4th	7-3-0	.700	196-97	Fred Cone	Frank Howard
1952	1-1-0	1-5-1	0-0-0	—	— ±	2-6-1	.278	112-157	Bob Patton	Frank Howard
1953	2-2-0	1-3-1	0-0-0	1-2-0&	6th	3-5-1	.389	139-172	George Rodgers	Frank Howard
1954	3-1-0	1-4-0	1-0-0	1-2-0	5th	5-5-0	.500	193-121	Dreher Gaskins	Frank Howard
									Nathan Gressette	
									Clyde White	Frank Howard
									Buck George	
									Scott Jackson	
									Mark Kane	

Year	Home W-L-T	Away W-L-T	Neutral W-L-T	Conf. W-L-T	Conf. Finish	Overall W-L-T	Overall Pct.	Scoring CU-Opp	Captain	Coach
1955	3-1-0	4-2-0	0-0-0	3-1-0	3rd	7-3-0	.700	206-144	Don King	Frank Howard
1956	4-0-0	3-1-2	0-1-0	4-0-1	1st	7-2-2	.727	167-101	Charlie Bussey	Frank Howard
1957	3-1-0	4-2-0	0-0-0	4-3-0	3T	7-3-0	.700	216-78	John Grdijan	Frank Howard
									Leon Kaltenback	
1958	4-0-0	4-2-0	0-1-0	5-1-0	1st	8-3-0	.727	169-138	Bill Thomas	Frank Howard
1959	3-1-0	5-1-0	1-0-0	6-1-0	1st	9-2-0	.818	285-103	Paul Snyder	Frank Howard
									Harvey White	
1960	5-0-0	1-4-0	0-0-0	4-2-0	4th	6-4-0	.600	197-124	Lowndes Shingler	Frank Howard
									Dave Lynn	
1961	3-2-0	2-3-0	0-0-0	3-3-0	3T	5-5-0	.500	199-126	Ron Andreo	Frank Howard
									Calvin West	
1962	2-3-0	4-1-0	0-0-0	5-1-0	2nd	6-4-0	.600	168-130	Dave Hynes	Frank Howard
1963	2-1-1	3-3-0	0-0-0	5-2-0	3T	5-4-1	.550	181-140	Tracy Childers	Frank Howard
1964	2-2-0	1-5-0	0-0-0	2-4-0	7th	3-7-0	.300	105-135	Ted Bunton	Frank Howard
									Johnny Boyette	
1965	4-1-0	1-4-0	0-0-0	4-3-0	3T	5-5-0	.500	117-137	Bill Hecht	Frank Howard
									Floyd Rogers	
1966	4-0-0	2-4-0	0-0-0	6-1-0	1st	6-4-0	.600	174-177	Mike Facciolo	Frank Howard
1967	3-2-0	3-2-0	0-0-0	6-0-0	1st	6-4-0	.600	166-128	Jimmy Addison	Frank Howard
									Frank Liberatore	
1968	2-2-0	2-3-1	0-0-0	4-1-1	2nd	4-5-1	.450	184-179	Billy Ammons	Frank Howard
									Ronnie Ducworth	
									Jimmy Catoe	
1969	2-2-0	2-4-0	0-0-0	3-3-0	3T	4-6-0	.400	178-250	Charlie Tolley	Frank Howard
									Ivan Southerland	
1970	2-4-0	1-4-0	0-0-0	2-4-0	6T	3-8-0	.273	164-313	B. B. Elvington	Hootie Ingram
									Jim Sursavage	
									Ray Yauger	
1971	2-3-0	1-3-0	2-0-0	4-2-0	2nd	5-6-0	.455	155-202	Larry Hefner	Hootie Ingram
									John McMakin	
1972	3-2-0	1-5-0	0-0-0	2-4-0	5th	4-7-0	.364	143-245	Wade Hughes	Hootie Ingram
									Buddy King	
									Frank Wirth	
1973	3-3-0	2-3-0	0-0-0	4-2-0	3rd	5-6-0	.455	231-263	Mike Buckner	Red Parker
									Ken Pengitore	
1974	6-0-0	1-4-0	0-0-0	4-2-0	2T	7-4-0	.637	246-250	Willie Anderson	Red Parker
									Mark Fellers	
									Jim Ness	
1975	1-4-0	1-5-0	0-0-0	2-3-0	5th	2-9-0	.182	177-381	Ken Peebles	Red Parker
									Bennie Cunningham	
									Neal Jetton	
									Dennis Smith	
									Jimmy Williamson	
1976	2-2-1	1-4-1	0-0-0	0-4-1	7th	3-6-2	.367	172-237	Malcolm Marler	Red Parker
									Mike O'Cain	
									Randy Scott	
									Joey Walters	
1977	3-2-0	5-0-1	0-1-0	4-1-1	2nd	8-3-1	.708	228-163	Steve Fuller	Charley Pell
									Randy Scott	
									Steve Godfrey	
1978	6-0-0	4-1-0	1-0-0	6-0-0	1st	11-1-0	.917	368-131	Steve Fuller	Charley Pell
									Randy Scott	Danny Ford
1979	4-2-0	4-1-0	0-1-0	4-2-0	2T	8-4-0	.727	205-116	Billy Lott	Danny Ford
									Bubba Brown	
1980	4-2-0	2-3-0	0-0-0	2-4-0	4T	6-5-0	.545	217-222	Lee Nanney	Danny Ford
									Willie Underwood	
1981	6-0-0	5-0-0	1-0-0	6-0-0	1st	12-0-0	1.000	338-105	Jeff Davis	Danny Ford
									Perry Tuttle	
									Lee Nanney	
1982	5-0-1	3-1-0	1-0-0	6-0-0	1st	9-1-1	.864	289-147	Terry Kinard	Danny Ford
									Homer Jordan	
1983	6-0-1	3-1-0	0-0-0	—	—±	9-1-1	.864	338-200	Terry Kinard	Danny Ford
									James Farr	
1984	5-1-0	2-2-0	0-1-0	—	—±	7-4-0	.636	346-215	William Perry	Danny Ford
									Mike Eppley	
1985	3-3-0	3-2-0	0-1-0	4-3-0	3T	6-6-0	.500	244-222	Steve Reese	Danny Ford
									Steve Berlin	
<hr/>										
TOTAL	212-85-13	198-211-24	47-37-5	177-113-10				14,341-	122 Different	21 Head
90 yrs.	(.705)	(.485)	(.556)	(.607)	—	455-335-42	.572	11,043	Captains	Coaches

*Home Games Played on Bowman Field. Overall Record: 17 Years, 30 Games, 18-10-2 (.633) 581-140 Pts.

**Home Games Played on Riggs Field. Overall Record: 27 Years, 79 Games, 56-17-6 (.747) 1493-477 Pts.

***Home Games Played in Memorial Stadium. Overall Record: 44 Years, 201 Games, 138-58-5 (.699), 4757-2649 Pts.

\$First Year of Southern Conference. Clemson's Southern Conference Record: 61-52-6 (.538) 2 Conference Championships

&First Year of Atlantic Coast Conference. Clemson's Record vs. ACC Opponents (Including 18 Games vs. South Carolina): 124-60-4 (.670)

9 ACC Championships

± Clemson Ineligible for Conference Title

All-Time Results

Busy Weekend

Obed Ariri might have had the busiest weekend for an athlete in Clemson history. November 16-17 in 1979 will be a Saturday-Sunday he will remember for a long time. On Friday he flew to South Bend with the Clemson football team to play Notre Dame. He booted three field goals in the second half to lead Clemson to a 16-10 victory over the Fighting Irish. Sunday he played an NCAA soccer playoff game against South Carolina and scored Clemson's only goal in a 1-0 win over the Tigers' chief rival.

1896 (2-1)

O. 28 14-6 W A Furman
N. 12 6-12 L A USC
N. 21 16-0 W A Wofford

1897 (2-2)

O. 9 0-24 L A Georgia
O. 23 10-0 W A Charlotte "Y"
O. 25 0-28 L A UNC
N. 10 18-6 W A USC

1898 (3-1)

O. 8 8-20 L A Georgia
O. 20 55-0 W H Bingham
N. 17 24-0 W A USC
N. 24 23-0 W N1 Georgia Tech
N1 at Augusta, GA

1899 (4-2)

O. 7 0-11 L A Georgia
O. 14 10-0 W N1 Davidson
O. 28 0-34 L A Auburn
N. 9 34-0 W A USC
N. 18 24-0 W N2 N.C. State
N. 30 41-5 W N3 Georgia Tech
N1 at Rock Hill, SC
N2 at Rock Hill, SC
N3 at Greenville, SC

1900 (6-0)

O. 20 64-0 W H Davidson
O. 22 21-0 W A Wofford
N. 1 51-0 W A USC
N. 10 39-5 W A Georgia
N. 24 12-5 W N1 VPI
N. 29 35-0 W N2 Alabama
N1 at Charlotte, NC
N2 at Birmingham, AL

1901 (3-1-1)

O. 5 122-0 W H Guilford
O. 19 6-6 T A Tennessee
O. 26 29-5 W A Georgia
O. 31 11-17 L N1 VPI
N. 28 22-10 W N2 UNC
N1 at Columbia, SC
N2 at Charlotte, NC

1902 (6-1)

O. 4 11-5 W H N.C. State
O. 18 44-5 W A Georgia Tech
O. 24 28-0 W A Furman
O. 30 6-12 L A USC
N. 8 36-0 W H Georgia
N. 15 16-0 W A Auburn
N. 27 11-0 W A Tennessee

1903 (4-1-1)

O. 10 29-0 W A Georgia
O. 17 73-0 W A Georgia Tech
O. 28 24-0 W N1 N.C. State
N. 14 6-11 L A UNC
N. 21 24-0 W A Davidson
N. 26 11-11 T N2 Cumberland
N1 at Columbia, SC
N2 at Montgomery, AL

1904 (3-3-1)

O. 8 18-0 W N1 Alabama
O. 15 0-5 L H Auburn
O. 22 10-0 W H Georgia
O. 27 5-11 L N2 Sewanee
N. 5 11-11 T A Georgia Tech
N. 12 6-0 W A Tennessee
N. 24 0-18 L A N.C. State
N1 at Birmingham, AL
N2 at Columbia, SC

1905 (3-2-1)

O. 14 5-5 T H Tennessee
O. 21 35-0 W A Georgia
O. 25 25-0 W N1 Alabama
N. 11 6-0 W A Auburn
N. 18 0-41 L A Vanderbilt
N. 30 10-17 L A Georgia Tech
N1 at Columbia, SC

1906 (4-0-3)

O. 13 0-0 T H VPI
O. 20 6-0 W H Georgia
O. 25 0-0 T N1 N.C. State
N. 3 0-0 T A Davidson
N. 10 6-4 W H Auburn
N. 19 16-0 W A Tennessee
N. 29 10-0 W N2 Georgia Tech
N1 at Columbia, SC
N2 at Charlotte, NC

1907 (4-4)

S. 28 5-0 W H Gordon
O. 9 35-0 W H Maryville
O. 21 0-4 L H Tennessee
O. 31 15-6 W N1 UNC
N. 4 0-12 L A Auburn
N. 7 0-8 L N2 Georgia
N. 9 6-10 L H Davidson
N. 28 6-5 W A Georgia Tech
N1 at Columbia, SC
N2 at Augusta, GA

1908 (1-6)

O. 3 15-0 W H Gordon
O. 10 0-6 L H VPI
O. 17 0-41 L A Vanderbilt
O. 28 0-13 L N1 Davidson
N. 5 0-6 L N2 Georgia
N. 14 5-6 L A Tennessee
N. 26 6-30 L A Georgia Tech
N1 at Columbia, SC
N2 at Augusta, GA

1909 (6-3)

S. 25 26-0 W H Gordon
O. 2 0-6 L H VPI
O. 9 17-5 W N1 Davidson
O. 16 0-3 L A Alabama
O. 23 19-0 W H Port Royal
N. 4 6-0 W A USC
N. 10 5-0 W N2 Georgia
N. 13 17-0 W A The Citadel
N. 25 3-29 L A Georgia Tech
N1 at Charlotte, NC
N2 at Augusta, GA

1910 (4-3-1)

S. 24 26-0 W A Gordon
O. 1 0-3 L H Mercer
O. 8 24-0 W A Howard
O. 15 32-0 W A The Citadel
O. 21 0-17 L A Auburn
N. 3 24-0 W A USC
N. 10 0-0 T N1 Georgia
N. 24 0-34 L A Georgia Tech
N1 at Augusta, GA

1911 (3-5)

O. 14 0-29 L H Auburn
O. 21 15-0 W H Howard
O. 25 5-6 L H Florida
N. 2 27-0 W A USC
N. 4 18-0 W A The Citadel
N. 9 0-23 L N1 Georgia
N. 18 6-20 L H Mercer
N. 30 0-32 L A Georgia Tech
N1 at Augusta, GA

1912 (4-4)

O. 5 59-0 W N1 Howard
O. 12 26-0 W H Riverside

O. 19 6-27 L A Auburn
O. 26 52-14 W H The Citadel
O. 31 7-22 L A USC
N. 7 7-27 L N2 Georgia
N. 16 22-13 W A Mercer
N. 28 0-23 L A Georgia Tech
N1 at Birmingham, AL
N2 at Augusta, GA

1913 (4-4)

O. 4 6-3 W H Davidson
O. 11 0-20 L A Alabama
O. 18 0-20 L H Auburn
O. 30 32-0 W A USC
N. 6 15-18 L N1 Georgia
N. 8 7-3 W A The Citadel
N. 17 52-0 W A Mercer
N. 27 0-34 L A Georgia Tech
N1 at Augusta, GA

1914 (5-3-1)

O. 3 0-0 T A Davidson
O. 10 0-27 L A Tennessee
O. 17 0-28 L A Auburn
O. 22 56-0 W H Furman
O. 29 29-6 W A USC
O. 31 14-0 W A The Citadel
N. 7 35-13 W A Georgia
N. 14 27-23 W N1 VMI
N. 26 6-26 L A Georgia Tech
N1 at Richmond, VA

1915 (2-4-2)

S. 25 99-0 W A Furman
O. 2 6-6 T H *Davidson
O. 9 3-0 W A Tennessee
O. 16 0-14 L N1 Auburn
O. 28 0-0 T A USC
N. 6 7-9 L N2 UNC
N. 13 3-6 L N3 VMI
N. 25 0-13 L A Georgia
*Dedication of Riggs Field
N1 at Anderson, SC
N2 at Charlotte, NC
N3 at Richmond, VA

1916 (3-6)

S. 30 7-6 W H Furman
O. 7 0-25 L N1 Georgia
O. 14 0-14 L H Tennessee
O. 20 0-28 L A Auburn
O. 26 27-0 W A USC
N. 11 7-37 L N2 VMI
N. 16 0-3 L N3 The Citadel
N. 23 40-0 W H Presbyterian
N. 30 0-33 L N4 Davidson
N1 at Anderson, SC
N2 at Richmond, VA
N3 at Orangeburg, SC
N4 at Charlotte, NC

1917 (6-2)

S. 28 13-0 W H Presbyterian
O. 13 38-0 W A Furman
O. 19 0-7 L H Auburn
O. 25 21-13 W A USC
N. 1 27-16 W A Wofford
N. 8 20-0 W N1 The Citadel
N. 17 55-7 W N2 Florida
N. 29 9-21 L N3 Davidson
N1 at Orangeburg, SC
N2 at Jacksonville, FL
N3 at Charlotte, NC

1918 (5-2)

S. 27 65-0 W H Camp Sevier
O. 5 0-28 L A Georgia Tech
O. 31 39-0 W A USC
N. 9 13-66 L H Camp Hancock
N. 16 7-0 W N1 The Citadel
N. 23 68-7 W H Furman
N. 28 7-0 W H Davidson
N1 at Columbia, SC

1919 (6-2-2)

S. 27 52-0 W H Erskine
O. 3 7-0 W H Davidson
O. 11 0-28 L A Georgia Tech
O. 17 0-7 L A Auburn
O. 25 14-0 W H Tennessee
O. 30 19-6 W A USC
N. 7 19-7 W H Presbyterian
N. 13 33-0 W N1 The Citadel
N. 21 7-7 T A Furman
N. 27 0-0 T A Georgia
N1 at Orangeburg, SC

1920 (4-6-1)

S. 24 27-0 W H Erskine
O. 1 7-7 T H Presbyterian
O. 2 26-7 W H Newberry
O. 9 13-7 W H Wofford
O. 15 0-21 L H Auburn
O. 23 0-26 L A Tennessee
O. 28 0-3 L A USC
N. 6 0-7 L A Georgia Tech
N. 10 26-0 W N1 The Citadel
N. 20 0-14 L A Furman
N. 25 0-55 L A Georgia
N1 at Orangeburg, SC

1921 (1-6-2)

O. 1 0-14 L A Centre
O. 7 34-0 W H Presbyterian
O. 14 0-56 L A Auburn
O. 21 0-0 T A Furman
O. 27 0-21 L A USC
N. 5 7-48 L A Georgia Tech
N. 10 7-7 T N1 The Citadel
N. 18 7-13 L H Erskine
N. 24 0-28 L A Georgia
N1 at Orangeburg, SC

1922 (5-4)

S. 30 0-21 L H Centre
O. 7 57-0 W H Newberry
O. 13 13-0 W H Presbyterian
O. 26 3-0 W A USC
N. 4 7-21 L A Georgia Tech
N. 11 18-0 W A The Citadel
N. 18 52-0 W N1 Erskine
N. 25 6-20 L A Furman
D. 2 14-47 L N2 Florida
N1 at Anderson, SC
N2 at Jacksonville, FL

1923 (5-2-1)

S. 29 0-0 T H Auburn
O. 6 32-0 W H Newberry
O. 13 7-28 L A Centre
O. 25 7-6 W A USC
N. 3 6-25 L A VPI
N. 9 12-0 W H Davidson
N. 17 20-0 W H Presbyterian
N. 29 7-6 W A Furman

1924 (2-6)

S. 27 60-0 W H Elon
O. 4 0-13 L A Auburn
O. 11 14-0 W H Presbyterian
O. 23 0-3 L A USC
N. 1 6-50 L H VPI
N. 8 0-7 L N1 Davidson
N. 15 0-20 L N2 The Citadel
N. 27 0-3 L H Furman
N1 at Charlotte, NC
N2 at Anderson, SC

1925 (1-7)

S. 26 0-14 L H Presbyterian
O. 3 6-13 L H Auburn
O. 10 6-19 L A Kentucky
O. 22 0-33 L A USC
O. 29 0-13 L A Wofford
N. 7 0-42 L H Florida
N. 14 6-0 W A The Citadel
N. 26 0-26 L A Furman

‡Denotes night game

1926 (2-7)

S. 18	7-0	W	H	Erskine
S. 25	0-14	L	H	Presbyterian
O. 2	0-47	L	A	Auburn
O. 9	7-3	W	H	N.C. State
O. 21	0-24	L	A	USC
O. 28	0-3	L	A	Wofford
N. 6	0-33	L	A	Florida
N. 13	6-15	L	H	The Citadel
N. 25	0-30	L	A	Furman

1927 (5-3-1)

S. 24	0-0	T	H	Presbyterian
O. 1	3-0	W	H	Auburn
O. 8	6-18	L	A	N.C. State
O. 14	26-6	W	H	Erskine
O. 20	20-0	W	A	USC
O. 29	6-0	W	H	Wofford
N. 5	13-0	W	A	The Citadel
N. 12	0-32	L	A	Georgia
N. 24	0-28	L	A	Furman

1928 (8-3)

S. 22	30-0	W	H	Newberry
S. 29	6-0	W	H	Davidson
O. 6	6-0	W	A	Auburn
O. 13	7-0	W	N1	N.C. State
O. 19	52-0	W	H	Erskine
O. 25	32-0	W	A	USC
N. 3	7-26	L	A	Mississippi
N. 10	12-0	W	N2	VMI
N. 17	6-27	L	N3	Florida
N. 29	27-12	W	A	Furman
D. 8	7-12	L	A	The Citadel
N1 at Florence, SC				
N2 at Lynchburg, VA				
N3 at Jacksonville, FL				

1929 (8-3)

S. 21	68-0	W	H	Newberry
S. 28	32-14	W	N1	Davidson
O. 5	26-7	W	H	Auburn
O. 11	26-0	W	N2	N.C. State
O. 18	30-0	W	A	Wofford
O. 24	21-14	W	A	USC
N. 2	6-44	L	A	Kentucky
N. 9	0-12	L	N3	VMI
N. 16	7-13	L	A	Florida
N. 23	13-0	W	H	The Citadel
N. 28	7-6	W	H	Furman
N1 at Charlotte, NC				
N2 at Florence, SC				
N3 at Norfolk, VA				

1930 (8-2)

S. 20	28-7	W	H	Presbyterian
S. 24	32-0	W	H	Wofford
O. 3	13-7	W	N1	The Citadel
O. 11	27-0	W	N2	N.C. State
O. 17	75-0	W	H	Newberry
O. 23	20-7	W	A	USC
N. 1	0-27	L	A	Tennessee
N. 8	32-0	W	N3	VMI
N. 15	0-27	L	N4	Florida
N. 27	12-7	W	A	Furman
N1 at Florence, SC				
N2 at Charlotte, NC				
N3 at Norfolk, VA				
N4 at Jacksonville, FL				

1931 (1-6-2)

S. 25	0-0	T	H	Presbyterian
O. 3	0-44	L	A	Tennessee
O. 10	6-0	W	N1	N.C. State
O. 16	0-6	L	N2	The Citadel
O. 22	0-21	L	A	USC
O. 31	0-12	L	H	Oglethorpe
N. 7	6-7	L	N3	VMI
N. 14	7-74	L	N4	Alabama
N. 26	0-0	T	A	Furman
N1 at Charlotte, NC				
N2 at Florence, SC				
N3 at Norfolk, VA				
N4 at Montgomery, AL				

1932 (3-5-1)

S. 24	13-0	W	H	Presbyterian
O. 1	14-32	L	A	Georgia Tech
O. 8	0-13	L	A	N.C. State
O. 14	19-0	W	H	Erskine
O. 20	0-14	L	A	USC
O. 29	7-7	T	A	Davidson
N. 5	18-6	W	A	The Citadel
N. 11	18-32	L	H	Georgia
N. 24	0-7	L	A	Furman

1933 (3-6-2)

S. 23	6-6	T	H	Presbyterian
S. 30	2-39	L	A	Georgia Tech
O. 7	9-0	W	H	N.C. State
O. 13	0-0	T	A	George Washington
O. 19	0-7	L	A	USC
O. 28	0-13	L	N1	Mississippi
N. 4	13-0	W	N2	Wake Forest
N. 11	13-14	L	A	Wofford
N. 18	-13	L	N3	Mercer
N. 25	7-0	W	H	The Citadel
N. 30	0-6	L	A	Furman
N1 at Meridian, MS				
N2 at Charlotte, NC				
N3 at Savannah, GA				

1934 (5-4)

S. 22	6-0	W	H	Presbyterian
S. 29	7-12	L	A	Georgia Tech
O. 6	6-20	L	A	Duke
O. 13	0-7	L	A	Kentucky
O. 25	19-0	W	A	USC
N. 3	12-6	W	A	N.C. State
N. 10	0-40	L	A	Alabama
N. 17	32-0	W	N1	Mercer
N. 29	7-0	W	H	Furman
N1 at Savannah, GA				

1935 (6-3)

S. 21	26-6	W	H	Presbyterian
S. 28	28-7	W	A	VPI
O. 5	13-7	W	H	Wake Forest
O. 12	12-38	L	A	Duke
O. 24	44-0	W	A	USC
N. 2	13-0	W	N1	Mercer
N. 9	0-33	L	A	Alabama
N. 16	6-0	W	A	The Citadel
N. 28	6-8	L	A	Furman
N1 at Augusta, GA				

1936 (5-5)

S. 19	19-0	W	H	Presbyterian
S. 26	20-0	W	H	VPI
O. 3	0-32	L	A	Alabama
O. 10	0-25	L	A	Duke
O. 17	0-6	L	A	Wake Forest
O. 22	19-0	W	A	USC
O. 31	14-13	W	A	Georgia Tech
N. 7	20-0	W	A	The Citadel
N. 14	6-7	L	H	Kentucky
N. 26	0-12	L	H	Furman

1937 (4-4-1)

S. 18	46-0	W	H	Presbyterian
S. 25	0-7	L	A	Tulane
O. 2	6-21	L	A	Army
O. 9	0-14	L	A	Georgia
O. 21	34-6	W	A	USC
O. 30	32-0	W	H	Wake Forest
N. 6	0-7	L	A	Georgia Tech
N. 13	10-9	W	A	Florida
N. 25	0-0	T	A	Furman

1938 (7-1-1, 3-0-1, 2nd in So. Conf.)

S. 17	26-0	W	H	Presbyterian
S. 24	13-10	W	A	Tulane
O. 1	7-20	L	A	Tennessee
O. 8	7-7	T	N1	VMI
O. 20	34-12	W	A	S. Carolina
O. 28	7-0	W	A	Wake Forest
N. 5	27-0	W	N2	G. Wash.
N. 12	14-0	W	A	Kentucky
N. 24	10-7	W	H	Furman
N1 at Charlotte, NC				
N2 at Greenville, SC				

1939 (9-1, 4-0, 2nd in So. Conf.)

S. 23	18-0	W	H	Presbyterian
S. 30	6-7	L	A	Tulane
O. 7	25-6	W	N1	N.C. State
O. 19	27-0	W	A	S. Carolina
O. 26	15-7	W	A	Navy
N. 3	13-6	W	A	G. Wash.
N. 11	20-7	W	H	Wake Forest
N. 18	21-6	W	A	Southwestern
N. 25	14-3	W	A	Furman
J. 1	6-3	W	N2	Bost. Coll. (11)
N1 at Charlotte, NC				
N2 at Cotton Bowl, Dallas, TX				

1940 (6-2-1, 4-0, So. Conf. Champs)

S. 21	38-0	W	A	Presbyterian
S. 28	26-0	W	H	Wofford
O. 5	26-7	W	N1	N.C. State
O. 12	39-0	W	H	Wake Forest
O. 24	21-13	W	A	S. Carolina
N. 3	0-13	L	A	Tulane
N. 9	7-21	L	A	Auburn
N. 16	12-12	T	A	Southwestern
N. 23	13-7	W	A	Furman
N1 at Charlotte, NC				

1941 (7-2, 5-1, 3rd in So. Conf.)

S. 20	41-12	W	H	Presbyterian
S. 27	36-7	W	A	VMI
O. 4	27-6	W	N1	N.C. State
O. 11	26-13	W	A	Bost. Coll.
O. 23	14-18	L	A	S. Carolina
O. 31	19-0	W	A	†G. Wash.
N. 15	29-0	W	H	Wake Forest
N. 22	34-6	W	A	Furman
N. 29	7-28	L	A	Auburn
N1 at Charlotte, NC				

1942 (3-6-1, 2-3-1, 9th in So. Conf.)

S. 19	32-13	W	H	*Presbyterian
S. 26	0-0	T	A	VMI
O. 3	6-7	L	N1	N.C. State
O. 10	7-14	L	A	Bost. Coll.
O. 22	18-6	W	A	†S. Carolina
O. 31	6-19	L	A	Wake Forest
N. 7	0-7	L	H	G. Wash.
N. 14	6-24	L	A	Jax. N.A.S.
N. 21	12-7	W	H	Furman
N. 28	13-41	L	A	Auburn (16)
N1 at Charlotte, NC				
*First game in Memorial Stadium				
†Clemson's 200th win				

1943 (2-6, 2-3, 7T in So. Conf.)

S. 25	12-13	L	H	Presbyterian
O. 2	19-7	W	N1	N.C. State
O. 9	7-12	L	N2	VMI
O. 21	6-33	L	A	S. Carolina
O. 30	12-41	L	H	Wake Forest
N. 6	26-6	W	A	Davidson
N. 13	6-32	L	N3	Ga. Preflight
N. 20	6-41	L	A	Ga. Tech (15)
N1 at Charlotte, NC				
N2 at Roanoke, VA				
N3 at Greenville, SC				

1944 (4-5, 3-1, 3T in So. Conf.)

S. 23	34-0	W	H	Presbyterian
S. 30	0-51	L	A	Ga. Tech
O. 7	13-7	W	N1	N.C. State
O. 19	20-13	W	A	S. Carolina
O. 28	7-26	L	A	Tennessee (19)
N. 4	7-13	L	A	Wake Forest (17)
N. 11	57-12	W	H	VMI
N. 18	20-36	L	A	Tulane
N. 24	7-21	L	A	Georgia
N1 at Charlotte, NC				

1945 (6-3-1, 2-1-1, 4th in So. Conf.)

S. 22	76-0	W	H	Presbyterian
S. 29	0-20	L	A	Georgia
O. 5	13-0	W	A	†N.C. State
O. 13	7-6	W	H	Pensacola NAS
O. 25	0-0	T	A	S. Carolina
N. 2	6-7	L	A	†Miami (FL)
N. 10	35-0	W	H	Va. Tech
N. 17	47-20	W	A	Tulane
N. 24	21-7	W	A	Ga. Tech
D. 1	6-13	L	H	Wake Forest

1946 (4-5, 2-3, 11th in So. Conf.)

S. 21	39-0	W	H	Presbyterian
S. 27	12-35	L	A	†Georgia
O. 6	7-14	L	H	N.C. State
O. 12	7-19	L	A	Wake Forest
O. 24	14-26	L	A	S. Carolina
N. 2	14-7	W	A	Va. Tech
N. 9	13-54	L	A	Tulane
N. 16	20-6	W	H	Furman
N. 23	21-13	L	N1	Auburn
N1 at Montgomery, AL				

1947 (4-5, 1-3, 12th in So. Conf.)

S. 20	42-0	W	H	Presbyterian
S. 26	22-32	L	A	†Bost. Coll.
O. 4	14-16	L	H	Wake Forest
O. 11	0-18	L	A	†N.C. State
O. 23	19-21	L	A	S. Carolina
O. 31	6-21	L	A	†Georgia
N. 8	35-7	W	A	Furman
N. 15	34-13	W	A	†Duquesne
N. 22	34-18	W	H	Auburn

N. 24 7-0 W H Virginia
D. 1 28-7 W H Furman
J. 1 21-27 L N1 Colorado (20)
N1 at Orange Bowl, Miami, FL
*Last home night game at Clemson

1957 (7-3, 4-3, 3T in ACC)

S. 21 66-0 W H Presbyterian
S. 28 0-26 L A N. Carolina
O. 5 7-13 L H N.C. State (13)
O. 12 20-6 W A Virginia
O. 24 13-0 W A S. Carolina
N. 2 20-7 W A ‡Rice
N. 9 26-7 W H Maryland
N. 16 6-7 L A Duke (11)
N. 23 13-6 W H Wake Forest
N. 30 45-6 W A Furman

1958 (8-3, 5-0, ACC Champs)

S. 20 20-15 W H Virginia
S. 27 26-21 W H* N. Carolina
O. 4 8-0 W A Maryland
O. 11 12-7 W A ‡Vanderbilt
O. 23 6-26 L A S. Carolina
N. 1 14-12 W H Wake Forest
N. 8 0-13 L A Ga. Tech
N. 15 13-6 W A N.C. State
N. 22 34-12 W H Bost. Coll.
N. 29 36-19 W H Furman
J. 1 0-7 L N1 LSU (1)
*Frank Howard's 100th win at Clemson
N1 at Sugar Bowl at New Orleans, LA

1959 (9-2, 6-1, ACC Champs)

S. 19 20-18 W A N. Carolina (12)
S. 26 47-0 W A Virginia
O. 3 6-16 L A Ga. Tech (7)
O. 10 23-0 W H N.C. State
O. 22 27-0 W A* S. Carolina
O. 31 19-0 W A ‡Rice
N. 7 6-0 W H Duke
N. 14 25-28 L H Maryland
N. 21 33-31 W H Wake Forest
N. 28 56-3 W A Furman
D. 19 23-7 W †N1 TCU (7)
N1 at Bluebonnet Bowl, Houston, TX
*Last Big Thursday game
†Clemson's 300th win

1960 (6-4, 4, 2 4th in ACC)

S. 24 28-7 W A Wake Forest
O. 1 13-7 W H Va. Tech
O. 8 21-7 W H Virginia
O. 15 17-19 L A Maryland
O. 22 6-21 L A Duke
O. 28 20-22 L A Vanderbilt
N. 5 24-0 W H N. Carolina
N. 12 12-2 W W *S. Carolina
N. 19 14-25 L A Bost. Coll.
N. 26 42-14 W H Furman
*First S. Carolina game at Clemson

1961 (5-5, 3-3, 3T in ACC)

S. 23 17-21 L A Florida
S. 30 21-24 L H Maryland (*)
O. 7 27-0 W A N. Carolina (*)
O. 14 13-17 L H Wake Forest
O. 21 17-7 W A Duke
O. 28 14-24 L A Auburn (*)
N. 4 21-6 W H Tulane
N. 11 14-21 L A S. Carolina
N. 18 35-6 W H Furman
N. 25 20-0 W H N.C. State

1962 (6-4, 5-1, 2nd in ACC)

S. 22 9-26 L A Ga. Tech
S. 29 7-0 W A N.C. State (*)
O. 6 24-7 W A Wake Forest
O. 13 16-24 L H Georgia
O. 20 0-16 L H Duke (*)
O. 27 14-17 L H Auburn
N. 3 17-6 W H N. Carolina
N. 10 44-3 W A Furman
N. 17 17-14 W A Maryland
N. 24 20-17 W H S. Carolina

1963 (5-4-1, 5-2, 3T in ACC)

S. 21 14-31 L A Oklahoma (4)
S. 28 0-27 L A Ga. Tech (9)
O. 5 3-7 L H N.C. State (*)
O. 12 7-7 T H Georgia
O. 19 30-35 L A Duke (*)
O. 26 35-0 W A Virginia
N. 2 36-0 W H Wake Forest
N. 9 11-7 W A N. Carolina
N. 16 21-6 W H Maryland
N. 28 24-20 W A *S. Carolina
*Only Clemson-USC game on Thanksgiving Day

1964 (3-7, 2-4, 7th in ACC)

S. 19 28-0 W H Furman
S. 26 0-9 L A N.C. State
O. 3 7-14 L A Ga. Tech (*)
O. 10 7-19 L A Georgia
O. 17 21-2 W A Wake Forest
O. 24 10-14 L A TCU
O. 31 29-7 W H Virginia
N. 7 0-29 L H N. Carolina
N. 14 0-34 L A Maryland
N. 20 3-7 L H S. Carolina

1965 (5-5, 4-3, ACC Co-Champs)

S. 18 21-7 W H N.C. State
S. 25 20-14 W A Virginia
O. 2 6-28 L A Ga. Tech
O. 9 9-23 L A Georgia (4)
O. 16 3-2 W A Duke (*)
O. 23 3-0 W H TCU
O. 30 26-13 W H Wake Forest
N. 6 13-17 L A N. Carolina
N. 13 0-6 L H Maryland
N. 20 16-17 L A S. Carolina

1966 (6-4, 6-1, ACC Champs)

S. 24 40-35 W H Virginia
O. 1 12-13 L A Ga. Tech (9)
O. 8 0-26 L A Alabama (4)
O. 15 9-6 W H Duke
O. 22 0-30 L A Sou. Cal. (5)
O. 29 23-21 W A Wake Forest
N. 5 27-3 W H N. Carolina
N. 12 14-10 W A Maryland
N. 19 14-23 L A N.C. State
N. 26 35-10 W H S. Carolina

1967 (6-4, 6-0, ACC Champs)

S. 23 23-6 W H Wake Forest
S. 30 17-24 L H Georgia (5)
O. 7 0-10 L A Ga. Tech (*)
O. 14 21-43 L A Auburn
O. 21 13-7 W A Duke
O. 28 10-13 L H Alabama (*)
N. 4 17-0 W A N. Carolina
N. 11 28-7 W H Maryland
N. 18 14-6 W H N.C. State (10)
N. 25 23-12 W A S. Carolina

1968 (4-5-1, 4-1-1, 2nd in ACC)

S. 21 20-20 T A Wake Forest
S. 28 13-31 L A Georgia
O. 5 21-24 L A Ga. Tech
O. 12 10-21 L H Auburn
O. 19 39-22 W H Duke
O. 26 14-21 L A Alabama
N. 2 24-19 W A N.C. State
N. 9 16-0 W A Maryland
N. 16 24-14 W H N. Carolina
N. 23 3-7 L H S. Carolina

1969 (4-6-0, 3-3-0, 3T in ACC)

S. 20 21-14 W A Virginia
S. 27 0-30 L H Georgia (7)
O. 4 21-10 W A Ga. Tech
O. 11 0-51 L A Auburn (20)
O. 18 28-14 W H Wake Forest
O. 25 13-38 L H Alabama
N. 1 40-0 W H Maryland
N. 8 27-34 L A Duke
N. 15 15-32 L A N. Carolina
N. 22 13-27 L A S. Carolina

1970 (3-8, 2-4, 6T in ACC)

S. 12 24-0 W H The Citadel
S. 19 27-17 W H Virginia
S. 26 0-38 L A Georgia
O. 3 7-28 L A Ga. Tech (15)
O. 10 0-44 L H Auburn (9)
O. 17 20-36 L A Wake Forest
O. 24 10-21 L H Duke
O. 31 24-11 W A Maryland
N. 7 13-38 L A ‡Fla. State
N. 14 7-42 L H N. Carolina
N. 21 32-38 L H S. Carolina

1971 (5-6, 4-2, 2nd in ACC)

S. 11 10-13 L H Kentucky
S. 25 0-28 L H Georgia (14)
O. 2 14-24 L A Ga. Tech
O. 9 3-0 W N1 Duke (14)
O. 16 32-15 W N2 Virginia
O. 23 13-35 L A Auburn (5)
O. 30 10-9 W H Wake Forest
N. 6 13-26 L A N. Carolina
N. 13 20-14 W H Maryland
N. 20 23-31 L H N.C. State
N. 27 17-7 W A S. Carolina
N1 at Oyster Bowl in Norfolk, VA
N2 at Tobacco Bowl in Richmond, VA

1972 (4-7, 2-5, 5th in ACC)

S. 9 13-0 W H The Citadel
S. 23 10-29 L A ‡Rice
S. 30 3-52 L A Oklahoma (2)
O. 7 9-31 L A Ga. Tech
O. 14 0-7 L H Duke
O. 21 37-21 W H Virginia
O. 28 31-0 W A Wake Forest
N. 4 10-26 L H N. Carolina
N. 11 6-31 L A Maryland
N. 18 17-42 L A N.C. State
N. 25 7-6 W H S. Carolina

1973 (5-6, 4-2, 3rd in ACC)

S. 8 14-12 W H The Citadel
S. 22 14-31 L A Georgia
S. 29 21-29 L A Ga. Tech
O. 6 15-30 L H Texas A&M
O. 13 32-27 W H Virginia
O. 20 24-8 W A Duke
O. 27 6-29 L H N.C. State
N. 3 35-8 W H Wake Forest
N. 10 37-29 W A N. Carolina
N. 17 13-28 L H Maryland
N. 24 20-32 L A S. Carolina

1974 (7-4, 4-2, 2T in ACC)

S. 14 0-24 L A Texas A&M (20)
S. 21 10-31 L A ‡N.C. State (15)
S. 28 21-17 W H Ga. Tech
O. 5 28-24 W H Georgia
O. 12 0-41 L A Maryland
O. 19 17-13 W H Duke
O. 26 28-29 L A Tennessee
N. 2 21-9 W A Wake Forest
N. 9 54-32 W H N. Carolina
N. 16 28-9 W H Virginia
N. 23 39-21 W H S. Carolina

1975 (2-9, 2-3, 5th in ACC)

S. 13 13-17 L H Tulane
S. 20 0-56 L A ‡Alabama (14)
S. 27 28-33 L A Ga. Tech
O. 4 7-35 L A Georgia
O. 11 16-14 W H Wake Forest
O. 18 21-25 L A Duke
O. 25 7-45 L H N.C. State
N. 1 7-43 L H Fla. State
N. 8 38-35 W A N. Carolina
N. 15 20-22 L H Maryland
N. 22 20-56 L A S. Carolina

1976 (3-6-2, 0-4-1, 7th in ACC)

S. 11 10-7 W H The Citadel
S. 18 0-41 L H Georgia (9)
S. 25 24-24 T A ‡Ga. Tech
O. 2 19-21 L A Tennessee
O. 9 14-20 L A Wake Forest
O. 16 18-18 T H Duke
O. 23 21-38 L A N.C. State
O. 30 15-12 W A ‡Fla. State
N. 6 23-27 L H N. Carolina
N. 13 0-20 L A Maryland (6)
N. 20 28-9 W H S. Carolina

1977 (8-3-1, 4-1-1, 2nd in ACC)

S. 10 14-21 L H Maryland (10)
S. 17 7-6 W A Georgia (17)
S. 24 31-14 W A Ga. Tech
O. 1 31-13 W A Va. Tech
O. 8 31-0 W H Virginia
O. 15 17-11 W A Duke
O. 22 7-3 W H N.C. State
O. 29 26-0 W H Wake Forest
N. 5 13-13 T A N. Carolina
N. 12 17-21 L H Notre Dame (5)
N. 19 31-27 W A S. Carolina
D. 30 3-34 L N1 ‡Pittsburgh (10)
N1 at Gator Bowl at Jacksonville, FL

1978 (11-1, 6-0, ACC Champs)

S. 16 58-3 W H *The Citadel
S. 23 0-12 L A Georgia
S. 30 31-0 W H Villanova
O. 7 38-7 W H Va. Tech
O. 14 30-14 W A Virginia
O. 21 28-8 W H Duke
O. 28 33-10 W A N.C. State
N. 4 51-6 W A Wake Forest
N. 11 13-9 W H N. Carolina
N. 18 28-24 W A Maryland (11)
N. 25 41-23 W H S. Carolina
D. 30 17-15 W N1 ‡Ohio State (20)
N1 at Gator Bowl at Jacksonville, FL
*Clemson's 100th win in Death Valley

1979 (8-4, 4-2, 2T in ACC)

S. 8 21-0 W H Furman
S. 15 0-19 L H Maryland

S. 22 12-7 W H* Georgia
O. 6 17-7 W H Virginia
O. 13 21-0 W A Va. Tech
O. 20 28-10 W A Duke
O. 27 13-16 L H N.C. State
N. 3 31-0 W H Wake Forest (14)
N. 10 19-10 W A N. Carolina
N. 17 16-10 W A Notre Dame
N. 24 9-13 L A S. Carolina (19)
D. 31 18-24 L N1 Baylor (20)
N1 at Peach Bowl at Atlanta, GA
*Clemson's 400th victory

1980 (6-5, 2-4, 4T in ACC)

S. 13 19-3 W H Rice
S. 20 16-20 L A Georgia (10)
S. 27 17-10 W H W. Carolina
O. 4 13-10 W H Va. Tech
O. 11 27-24 W A Virginia
O. 18 17-34 L H Duke
O. 25 20-24 L A N.C. State
N. 1 35-33 W A *Wake Forest
N. 8 19-24 L H N. Carolina (14)
N. 15 7-34 L A Maryland
N. 22 27-6 W H S. Carolina (14)
*Clemson's 100th ACC win

1981 (12-0, National Champs, 6-0, ACC Champs)

S. 5 45-10 W H Wofford
S. 12 13-5 W A ‡Tulane
S. 19 13-3 W H Georgia (4)
O. 3 21-3 W A Kentucky
O. 10 27-0 W H Virginia
O. 17 38-10 W A Duke
O. 24 17-7 W H N.C. State
O. 31 82-24 W H Wake Forest
N. 7 10-8 W A N. Carolina (8)
N. 14 21-7 W H Maryland
N. 21 29-13 W A South Carolina
J. 1 22-15 W N1 ‡Nebraska (4)
N1 at Orange Bowl at Miami, FL

1982 (9-1-1, 6-0, ACC Champs)

S. 6 7-13 L A ‡Georgia (7)
S. 13 17-17 T H Boston College
S. 25 21-10 W H W. Carolina
O. 2 24-6 W H Kentucky
O. 9 48-0 W A ‡Virginia
O. 16 49-14 W H Duke
O. 23 38-29 W A N.C. State
N. 6 16-13 W H N. Carolina (18)
N. 13 24-22 W A Maryland (18)
N. 20 24-6 W H South Carolina
N. 27 21-17 W N1 Wake Forest
N1 Mirage Bowl, Tokyo, Japan

1983 (9-1-1, 7-0 vs ACC Teams)

S. 3 44-10 W H W. Carolina
S. 10 16-31 L A ‡Bost. Coll.
S. 17 16-16 T H Georgia (11)
S. 24 41-14 W H Ga. Tech
O. 8 42-21 W H Virginia
O. 15 38-31 W A Duke
O. 22 27-17 W H N.C. State
O. 29 24-17 W H Wake Forest
N. 5 16-3 W A N. Carolina (10)
N. 12 52-27 W H Maryland (11)
N. 19 22-13 W A S. Carolina
Carolina ineligible for ACC Title

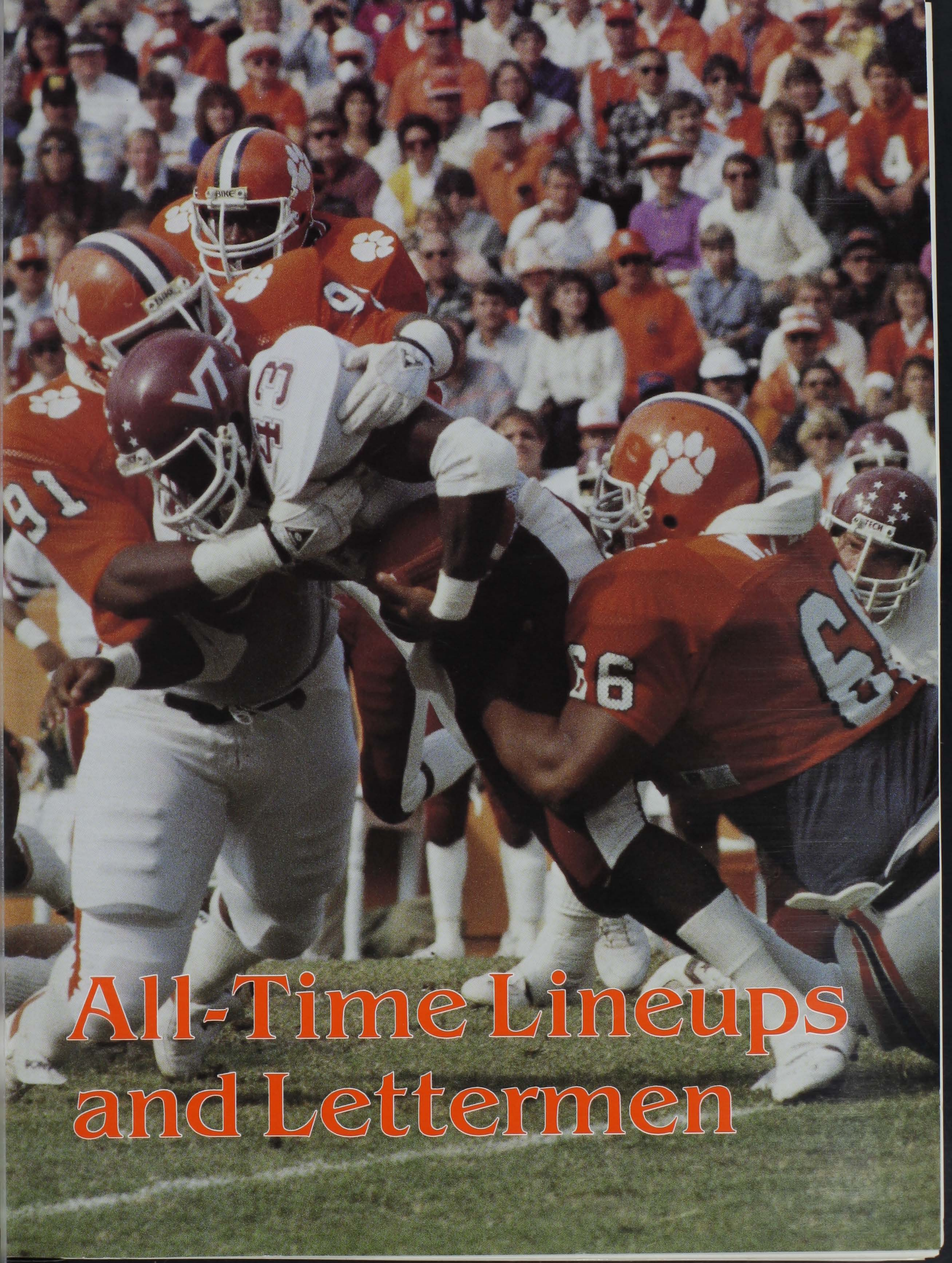
1984 (7-4, 5-2 vs. ACC Teams)

S. 1 40-7 W H App. State
S. 8 55-0 W A ‡Virginia
S. 22 23-26 L A Georgia (20)
S. 29 21-28 L A Georgia Tech (18)
O. 6 20-12 W H N. Carolina
O. 20 54-21 W H Duke
O. 27 35-34 W A N.C. State
N. 3 37-14 W H Wake Forest
N. 10 17-10 W H Virginia Tech
N. 17 23-41 L N1 Maryland
N. 23 21-22 L H S. Carolina (9)
N1 at Baltimore, MD Memorial Stadium
Clemson ineligible for ACC title

1985 (6-6, 4-3, 3T in ACC)

S. 14 20-17 W A Virginia Tech
S. 21 13-20 L H Georgia
S. 28 3-14 L H Georgia Tech
O. 5 7-26 L A ‡Kentucky
O. 12 27-24 W H Virginia
O. 19 21-9 W A Duke
O. 26 39-10 W H N.C. State
N. 2 26-10 W H Wake Forest
N. 9 20-21 L A UNC
N. 16 31-34 L H Maryland
N. 23 24-17 W A S. Carolina
D. 21 13-20 L N1 ‡Minnesota
N1 at Independence Bowl in Shreveport, LA.

‡denotes night game



All-Time Lineups and Lettermen

Interview Notes

All-Time Starting Lineups

Halftime Speeches

Danny Ford must have given great halftime speeches during his first full season as head coach. In the regular season of 1979 the Tigers dominated the third period. That year Clemson allowed only seven points in the third period. A North Carolina touchdown on a fluke screen pass play was the only score yielded by the Tigers in that period all season. Additionally, Clemson converted on third down 47 percent of the time compared to 29 percent of the time for the opponents. Clemson averaged 4.7 yards a play on first down compared to 2.4 yards a play for the opposition and Clemson controlled the clock 105 minutes compared to 60 minutes for the opposition in the third period that season.

1896 (2-1 overall)

LE: J.H. Blain, Sr.
LT: J.D. White, Fr.
LG: L.L. Hendricks, So.
C: George Swygert, Jr.
RG: Shack Shealy, Fr.
RT: Jock Hanvey, Fr.
RE: Charlie Gentry, So.
QB: Jeff Maxwell, Jr.
LHB: F.G. Thompkins, Sr.
FB: A.M. Chritzberg, Sr.
RHB: R.G. Hamilton, Sr.

1897 (2-2 overall)

LE: Shack Shealy, So.
LT: Jock Hanvey, So.
LG: George Hanvey, Sr.
C: George Swygert, Sr.
RG: Norman Walker, Fr.
RT: L.L. Hendricks, Jr.
RE: Frank Sullivan, So.
QB: W.T. Brock, Sr.
LHB: Charlie Gentry, Jr.
FB: R.T. Vogel, Sr.
RHB: Jeff Maxwell, Sr.

1898 (3-1 overall)

LE: C.K. Chritzberg, Sr. (4)
LT: Claude Douthit, Fr. (4)
LG: G.A. Hanvey, Sr. (3)
C: A.J. Mathis, Sr. (4)
RG: Norman Walker, So. (3)
RT: Gus Lewis, Fr. (2)
RE: Shack Shealy, Jr. (4)
QB: A.F. Riggs, Jr. (4)
LHB: N.M. Hunter, Fr. (2)
FB: W.C. Forsythe, Fr. (4)
RHB: Frank Sullivan, Jr. (3)

1899 (4-2 overall)

LE: Gus Lewis, So. (4)
LT: Claude Douthit, So. (6)
LG: Joe Duckworth, Jr. (6)
C: E.S. Pegues, Sr. (3)
J.H. Kinsler, Sr. (3)
RG: A.P. George, Jr. (4)
RT: Norman Walker, Jr. (6)
RE: Buster Hunter, Fr. (6)
QB: A.F. Riggs, Sr. (3)
LHB: J.G. Kaigler, Jr. (6)
FB: W.C. Forsythe, So. (6)
RHB: Shack Shealy, Sr. (5)

1900 (6-0 overall)

LE: C.A. Bellow, Jr.
LT: Joe Duckworth, Sr.
LG: Jack Woodward, So.
C: J.H. Kinsler, Sr.
RG: A.P. George, Sr.
RT: Norman Walker, Sr.
RE: Jim Lynah, Jr.
QB: Gus Lewis, Jr.
LHB: W.C. Forsythe, Jr.
fb: Claude Douthit, Jr.
RHB: Buster Hunter, So.

1901 (3-1-1 overall)

LE: W.C. Forsythe, Sr. (5)

LT: E.J. DeCosta, Jr. (5)
LG: Joe Breedon, So. (5)
C: Harry Green, Jr. (4)
RG: Pee Wee Forsythe, So. (5)
RT: Bill Snead, Sr. (4)
TE: Jim Lynah, Sr. (4)
QB: Gus Lewis, Sr. (4)
LHB: Fred Pearman, Sr. (5)
FB: Claude Douthit, Sr. (4)
RHB: Buster Hunter, Jr. (3)

1902 (6-1 overall)

LE: Vet Sitton, Jr. (5)
LT: Bill Garrison, Sr. (5)
LG: Ben Kaigler, Sr. (6)
C: Harry Green, Sr. (7)
RG: Pee Wee Forsythe, Jr. (7)
RT: T.G. Barnwell, Jr. (7)
RE: Hope Saddler, Jr. (7)
QB: John Maxwell, Jr. (7)
LHB: J.W. Gantt, Jr. (4)
Bert Lawrence, Sr. (4)
FB: Jock Hanvey, Jr. (7)
RHB: Polly Pollitzer, Sr. (4)

1903 (4-1-1 overall)

LE: Vet Sitton, Sr. (5)
LT: H.L. Cogburn, Fr. (6)
LG: O.L. Derrick, Fr. (6)
C: Bill Garrison, Sr. (5)
RT: Max McCown, So. (4)
RG: Pee Wee Forsythe, Sr. (6)
RE: Hope Saddler, Sr. (6)
QB: John Maxwell, Sr. (5)
RHB: Fritz Furtick, Fr. (5)
FB: Jock Hanvey, Sr. (6)
LHB: Smith Woods, Jr. (6)

1904 (3-3-1 overall)

LE: Mike Webb, 148, Sr. (6)
LT: O.L. Derrick, 195, So. (7)
LG: Mac McLaurin, 190, Fr. (6)
C: Gus Keasler, 190, Fr. (7)
RG: R.F. Gooding, 200, Sr. (6)
RT: Warren Cloudy, Fr. (4)
RE: Tommie Williams, 148, Jr. (6)
QB: Rick McIver, 150, Jr. (7)
LHB: Gil Ellison, 163, Jr. (6)
FB: Joe Holland, 160, So. (7)
RHB: Fritz Furtick, 170, So. (7)

1905 (3-2-1 overall)

LE: Powell Lykes, 180, Jr. (5)
LT: O.L. Derrick, 195, Jr. (3)
LG: R.T. Gaston, 195, Fr. (4)
C: Gus Keasler, 190, So. (5)
RG: Chunk Summers, 195, Sr. (5)
RT: Mac McLaurin, 190, So. (5)
RE: W.A. Gantt, 175, Fr. (4)
QB: Rick McIver, 165, Sr. (5)
LHB: Gil Ellison, 163, Sr. (3)
FB: Laury Dickson, 185, Sr. (5)
RHB: Fritz Furtick, 170, Jr. (4)

1906 (4-0-3 overall)

LE: Powell Lykes, Sr. (6)
LT: R.T. Gaston, So. (6)
LG: Rastus Keel, Sr. (6)
C: W.C. Clark, So. (4)

RG: Bert Carter, Sr. (4)
RT: Mac McLaurin, Jr. (6)
RE: Stick Coles, Jr. (5)
QB: Doc McFadden, Fr. (6)
LHB: Banks Allen, So. (5)
FB: O.L. Derrick, Sr. (6)
RHB: Fritz Furtick, Sr. (5)

1907 (4-4 overall)

LE: Doc McFadden, So. (6)
LT: R.T. Gaston, Jr. (6)
LG: F. Fleming, Jr. (4)
C: W.C. Clark, Jr. (6)
RG: Toots Britt, So. (4)
RT: Mac McLaurin, Sr. (6)
RE: Stick Coles, Jr. (5)
QB: Bun Lee, Sr. (6)
LHB: Banks Allen, Jr. (5)
FB: F.P. Caughman, Sr. (5)
RHB: Tuck Turner, Sr. (4)

1908 (1-6 overall)

LE: T.E. Horton, So. (5)
LT: F.V. Gilmer, So. (7)
LG: F. Fleming, Sr. (7)
C: Boots Cochran, Fr. (7)
RT: Olan Hydrick, Jr. (6)
RG: W.F. Odom, Sr. (6)
RE: W.P. White, Jr. (7)
QB: Stick Coles, Sr. (4)
LHB: Doc McFadden, Jr. (7)
FB: C.M. Robbs, Jr. (5)
RHB: C.F. Lokey, So. (7)

1909 (6-3 overall)

LE: Harry Woodward, Jr. (6)
LT: Olan Hydrick, Sr. (7)
LG: J.T. Cochran, So. (8)
C: Frank Gilmer, Jr. (9)
RG: Sam Ezell, Jr. (8)
RT: S.L. Britt, Jr. (4)
RE: Cap Hankle, Jr. (7)
QB: Bill Connelly, Jr. (7)
RHB: W.P. White, Sr. (9)
FB: C.M. Robbs, Sr. (9)
LHB: R.H. Walker, Jr. (6)

1910 (4-3-1 overall)

LE: Harry Woodward, Sr. (8)
LT: J. Martin, Sr. (8)
LG: S.L. Britt, Sr. (7)
C: Frank Gilmer, Sr. (8)
RG: Sam Ezell, Sr. (8)
RT: W.B. Britt, So. (5)
RE: Cap Hankle, Sr. (8)
QB: Bill Connelly, Sr. (8)
RHB: Paul Bissell, Jr. (8)
FB: Joe Bates, Jr. (8)
LHB: John Kangeter, So. (8)

1911 (3-5 overall)

LE: Alex Lewis, So. (6)
LT: Hop Gandy, So. (7)
LG: Shorty Schilleter, Fr. (8)
C: C.J. Hayden, Sr. (8)
RG: Tom Perry, Sr. (8)
RT: Ben Britt, Jr. (8)
RE: Bill Perry, Sr. (7)
QB: Paul Bissell, Sr. (8)

LHB: John Kangeter, Jr. (8)
FB: Tanny Webb, Fr. (6)
RHB: Marion Coles, So. (5)

1912 (4-4 overall)

LE: Alex Lewis, 135, Jr. (5)
LT: Hop Gandy, 175, Jr. (7)
LG: Shorty Schilleter, 200, So. (7)
C: Jules Carson, 205, Jr. (5)
RG: A.C. Turbeville, 185, Sr. (7)
RT: Ben Britt, 180, Sr. (5)
RE: C.F. Gee, 160, So. (4)
RH: Marion Coles, 138, Sr. (6)
LHB: Buck Pressley, 160, Jr. (5)
FB: Tanny Webb, 170, So. (6)
QB: Jimmie James, 150, So. (7)

1913 (4-4 overall)

LE: Skeet Browne, 160, Sr. (4)
LT: W.H. Bristol, 185, Jr. (6)
LG: Hop Gandy, 175, Sr. (6)
C: Jules Carson, 180, Sr. (8)
RG: H.L. Parker, Sr. (7)
RT: Shorty Schilleter, 200, Jr. (8)
RE: J.W. Stribling, 185, So. (5)
LHB: Johnny Logen, Jr. (8)
QB: Jimmie James, Jr. (8)
FB: Tanny Webb, 170, Jr. (8)
RHB: J.P. Jeter, So. (5)

1914 (5-3-1 overall)

LE: C.F. Gee, 160, Sr. (6)
LT: W.K. Magill, 175, Jr. (9)
LG: E.L. Randle, 185, Jr. (6)
C: Tom Brandon, 167, So. (6)
RG: Mule Littlejohn, 185, Jr. (6)
RT: Shorty Schilleter, 200, Sr. (9)
RE: A.C. Jones, 158, Sr. (4)
LHB: Jimmie James, 150, Sr. (8)
QB: Red McMillan, 132, Jr. (9)
FB: Tanny Webb, 170, Sr. (9)
RHB: Dopey Major, 150, So. (8)

1915 (2-4-2 overall)

LE: Sarg Poole, 168, Jr. (8)
LT: W.K. Magill, 170, Sr. (8)
LG: H.L. Suggs, 187, Sr. (8)
C: E.L. Randle, 185, Sr. (8)
RG: L.B. Cannon, 172, Sr. (6)
RT: Mule Littlejohn, 185, Sr. (8)
Re: Duck Harmon, 158, Jr. (8)
LHB: Mac McConnell, 156, Sr. (6)
QB: L.G. Hardin, Sr. (2)
FB: Dopey Major, 150, Jr. (7)
RHB: Bill Harris, 160, Jr. (7)

1916 (3-6 overall)

LE: E.M. Wiehl, 160, Sr. (7)
LG: Sarg Poole, 170, Sr. (7)
C: Mutt Gee, 168, Jr. (7)
RG: Duck Harmon, 152, Sr. (7)
T: W.L. Hart, 195, So. (7)
T: Bill Matthews, 195, Sr. (6)
RE: H.W. Brown, 148, So. (7)
LHB: Stumpy Banks, 132, Fr. (5)
QB: F.L. Witsell, 138, Jr. (9)
RHB: L.G. Hardin, Sr. (2)
FB: Dopey Major, 150, Sr. (7)

1917 (6-2 overall)

LE: L.P. Thackston, So. (8)

LT: R.C. Potts, So. (8)
 LG: G.G. Gilmer, Fr. (8)
 C: Mutt Gee, Sr. (8)
 RG: Yen Lightsey, Fr. (7)
 RT: W.L. Hart, Jr. (4)
 W.M. Cannon, Jr. (4)
 RE: L.R. Kay, So. (5)
 LHB: Stumpy Banks, So. (8)
 QB: E.L. Witsell, Sr. (7)
 FB: Boo Armstrong, Fr. (6)
 RHB: J.H. Bartlet, So. (7)

1918 (5-2 overall)

LE: J.R. Schenk, So. (4)
 LT: Yen Lightsey, So. (6)
 LG: Cat Randle, So. (4)
 C: F.M. Padgett, So. (6)
 RG: T.M. McCown, Sr. (6)
 RT: L.O. Hammett, Fr. (4)
 RE: R.E. Thornton, So. (5)
 LHB: T.J. Reames, Sr. (3)
 QB: W.L. Frew, Jr. (6)
 FB: Switzer Allison, So. (6)
 RHB: Boo Armstrong, So. (5)

1919 (6-2-2 overall)

LE: J.R. Schenk, Jr. (6)
 LT: R.C. Potts, Sr. (10)
 LG: G.G. Gilmer, So. (6)
 C: Red Gettys, So. (6)
 RG: L.M. Lightsey, Jr. (9)
 RT: J.C. Owens, Jr. (6)
 RE: L.R. Kay, Sr. (8)
 LHB: L.D. Harris, Sr. (10)
 QB: Stumpy Banks, Sr. (10)
 FB: Switzer Allison, Jr. (6)
 RHB: Boo Armstrong, Jr. (10)

1920 (4-6-1 overall)

LE: L.B. Heffner, Sr. (4)
 J.L. Langston, Sr. (4)
 LT: Yen Lightsey, Sr. (9)
 LG: G.G. Gilmer, Jr. (11)
 C: Red Gettys, Jr. (10)
 RG: Cat Randle, Sr. (6)
 RT: George Cann, Jr. (6)
 RE: John Spearman, Jr. (11)
 LHB: Pinky Colbert, Jr. (8)
 QB: Belton O'Neal, Jr. (9)
 FB: Switzer Allison, Sr. (10)
 RHB: Boo Armstrong, Sr. (11)

1921 (1-6-2 overall)

LE: G.G. Gilmer, Sr. (8)
 LT: George Cann, Sr. (7)
 LG: M.E. Jackson, Fr. (3)
 M.G. Stockum, Sr. (3)
 C: Red Gettys, Sr. (6)
 RG: Tom Bailes, Sr. (7)
 RT: Red Wilson, Fr. (3)
 A.B. Tennant, Fr. (3)
 RE: John Spearman, Sr. (8)
 LHB: F.M. Zeigler (4)
 QB: E.H. Emanuel, Jr. (4)
 FB: Rusty Wilhite, Sr. (9)
 RHB: Pinky Colbert, Sr. (7)

1922 (5-4 overall)

LE: H.B. Webb, So. (7)
 LT: Bull Lightsey, Fr. (9)

LG: Dutch Tennant, So. (9)
 C: Speck Harvey, Sr. (9)
 RG: Stonewall Jackson, So. (8)
 RT: J.A. Shockley, So. (6)
 RE: Bull Wray, Sr. (8)
 LHB: F.M. Zeigler, Sr. (7)
 QB: Rhett Turnipseed, Jr. (5)
 FB: R.F. Holohan, So. (4)
 RHB: Pat Harmon, So. (8)

1923 (5-2-1 overall)

LE: Gary Finklea, Jr. (6)
 LT: Frank Strother, Sr. (6)
 LG: Dutch Tennant, Jr. (6)
 C: J.B. Wertz, Sr. (7)
 RG: Stonewall Jackson, Jr. (7)
 RT: Butch Holohan, Jr. (7)
 RE: C.C. Garrison, Sr. (7)
 LHB: Charles Robinson, Jr. (6)
 QB: E.G. Dotterer, Jr. (5)
 FB: W. Bratton Williams, Jr. (7)
 RHB: Pat Harmon, Jr. (6)

1924 (2-6 overall)

LE: Gary Finklea, Sr. (8)
 LT: Red Wilson, Sr. (5)
 LG: Dutch Tennant, Sr. (7)
 C: Bull Lightsey, Jr. (5)
 RG: Stonewall Jackson, Sr. (7)
 RT: Kitt Hayne, Jr. (5)
 RE: Wally Roy, Jr. (5)
 LHB: Charlie Robinson, Sr. (6)
 QB: Jonnie Walker, Jr. (4)
 FB: W. Bratton Williams, Sr. (8)
 RHB: Pat Harmon, Sr. (8)

1925 (1-7 overall)

LE: Jack Fewell, 165, Sr. (7)
 LT: Frog Palmer, 186, Sr. (7)
 LG: Kit Hane, 185, Sr. (5)
 C: H.J. Bowles, 175, Sr. (8)
 RG: B.C. Harvey, 196, So. (3)
 J.M. Fleming, 200, Sr. (3)
 RT: Wally Roy, 184, Sr. (5)
 RE: G.I. Finklea, 176, Sr. (6)
 LHB: Red Price, 155, Sr. (5)
 QB: Tick Hendee, 135, Jr. (6)
 FB: Jonnie Walker, 160, Sr. (6)
 RHB: W.N. Martin, 166, So. (3)

1926 (2-7 overall)

LE: J.H. Talley, 185, So. (5)
 LT: Guy Davis, 180, So. (5)
 C: O.K. Pressley, 185, So. (6)
 LG: Ed Wall, 180, So. (6)
 RG: W.N. Martin, 180, Jr. (5)
 RT: P.B. Austin, 187, Sr. (6)
 RE: Hop Cuttino, 140, Jr. (6)
 LHB: E.W. Sexton, 170, So. (3)
 QB: Bud Eskew, 175, Jr. (6)
 FB: W.W. Bankhead, 175, Jr. (3)
 RHB: Bob Midkiff, 160, Jr. (6)

1927 (5-3-1 overall)

LE: H.W. Asbill, 155, So. (6)
 LT: Joe Robinson, 198, Sr. (7)
 LG: Guy Davis, 180, Jr. (8)
 C: O.K. Pressley, 185, Jr. (8)

RG: H.C. Snowden, 180, Jr. (5)
 RT: Ed Hall, 230, Jr. (8)
 RE: J.C. Hair, 175, Sr. (7)
 WB: O.D. Padgett, 165, So. (5)
 TB: Lew Pitts, 160, So. (7)
 FB: Bob McCarley, 165, So. (9)
 BB: A.D. Mouledous, 162, Sr. (9)

1928 (8-3 overall)

LE: Bob Jones, 180, So. (5)
 RT: Dick Magill, 185, Jr. (7)
 RG: Ike Davis, 180, Sr. (7)
 C: O.K. Pressley, 185, Sr. (11)
 LT: Bob Swofford, 211, Jr. (11)
 LG: Ed Hall, 230, Sr. (10)
 RE: Foggy Woodruff, 178, So. (7)
 RB: Johnnie Justus, 155, So. (5)
 TB: Lew Pitts, 160, Jr. (8)
 FB: Bob McCarley, 170, Jr. (6)
 BB: O.D. Padgett, 170, Jr. (8)

1929 (8-3 overall)

LE: Foggy Woodruff, 178, Jr. (10)
 LT: Bob Swofford, 216, Sr. (10)
 LG: Reuben Siegel, 200, So. (6)
 C: L.M. Gresham, 180, So. (8)
 RG: Bill Gunnells, 190, Sr. (10)
 RT: J.W. Collins, 195, Jr. (9)
 RE: Bob Jones, 180, Jr. (10)
 RB: Johnnie Justus, 155, Jr. (9)
 TB: Goat McMillan, 150, Sr. (10)
 FB: Bob McCarley, 170, Sr. (7)
 BB: O.D. Padgett, 170, Sr. (10)

1930 (8-2 overall)

LE: Bob Jones, 180, Sr. (9)
 LT: Mule Yarborough, 175, Sr. (9)
 LG: W.H. Seigle, 158, So. (7)
 C: Red Fordham, 170, Jr. (9)
 RG: R.V. Fleming, 184, Jr. (7)
 RT: J.N. Davis, 215, Jr. (8)
 RE: Foggy Woodruff, 178, Sr. (9)
 WB: Johnnie Justus, 155, Sr. (5)
 TB: Maxcey Welch, 170, Jr. (9)
 FB: L.C. Harvin, 178, Jr. (8)
 BB: Grady D. Salley, 165, Jr. (8)

1931 (1-6-2 overall)

LE: R.V. Fleming, 194, Sr. (8)
 LT: F.J. Sharpe, 203, Sr. (5)
 LG: J.C. Heineman, 160, Sr. (8)
 C: Red Fordham, 185, Sr. (9)
 RG: L.K. Proctor, 187, Jr. (8)
 RT: J.N. Davis, 215, Jr. (6)
 RE: Johnson Craig, 175, Jr. (6)
 WB: J.M. Lambert, 158, So. (5)
 TB: F.H. Hook, 163, Jr. (7)
 FB: Charlie Moss, 174, Jr. (4)
 BB: A.U. Priestner, 173, Sr. (4)

1932 (3-5-1 overall)

LE: E.R. Patterson, 175, Sr. (9)
 LT: W.C. Dozier, 190, Jr. (9)
 LG: J.C. Heineman, 180, Jr. (9)
 C: Ben Kirk Connell, 175, So. (7)
 RG: J.N. Davis, 208, Sr. (5)
 RT: Johnson Craig, 190, Sr. (7)
 RE: J.R. Werts, 174, Sr. (8)
 WB: Fred W. Hook, 170, Sr. (9)

TB: Gene Willimon, 162, Jr. (7)
FB: Bob Miller, 168, Sr. (8)
BB: Alex A. Stevens, 175, Sr. (6)

1933 (3-6-2 overall)

LE: Stan Fellers, 172, Jr. (10)
LT: T.I. Brown, 204, So. (6)
LG: J.C. Heinemann, 193, Sr. (8)
C: A.G. Yarbrough, 190, Jr. (7)
RG: C.J. Inabinet, 186, So. (8)
RT: W.C. Dozier, 195, Sr. (10)
RE: Catfish Watson, 167, So. (5)
WB: Alex Stevens, 182, Jr. (7)
TB: Gene Willimon, 165, Sr. (8)
FB: Henry McCown, 186, So. (9)
BB: Joe Cathcart, 160, Jr. (4)

1934 (5-4 overall)

LE: Stan Fellers, 192, Sr. (9)
LG: Henry Shore, 172, Jr. (6)
C: A.G. Yarbrough, 193, Sr. (8)
RG: C.J. Inabinet, 180, Jr. (8)
T: Manuel Black, 198, So. (9)
T: T.I. Brown, 176, Jr. (9)
RE: R.R. Kissan, 175, Jr. (5)
TB: Randy Hixson, 170, Jr. (9)
FB: Henry McCown, 188, Jr. (6)
BB: Bill Dillard, 162, Jr. (5)
WB: Alex Stevens, 185, Sr. (6)

1935 (6-3 overall)

LE: Don Shufford, 170, Jr. (9)
LG: Bill Croxton, 198, Sr. (5)
C: Henry Shore, 175, Sr. (8)
RG: C.J. Inabinet, 195, Sr. (9)
T: Manuel Black, 200, Jr. (9)
T: T.I. Brown, 205, Sr. (9)
RE: Sam McConnell, 190, So. (6)
TB: Net Berry, 167, Jr. (8)
FB: Tate Horton, 170, Sr. (9)
BB: Mac Folger, 180, Jr. (9)
WB: H.R. Lee, 175, Jr. (8)

1936 (5-5 overall)

LE: Don Shufford, 176, Sr. (6)
LG: Drag Payne, 175, Jr. (5)
C: H.D. Lewis, 185, Sr. (7)
RG: Bill Bryant, 203, Jr. (8)
T: Manuel Black, 200, Sr. (4)
T: Curtis Pennington, 194, So. (4)
Fred Wyse, 190, Jr. (8)
RE: Sam McConnell, 190, Jr. (9)
TB: Net Berry, 168, Sr. (5)
HB: Al Sanders, 170, Jr. (9)
BB: Don Willis, 200, So. (5)
FB: Mac Folger, 180, Sr. (10)

1937 (4-4-1 overall)

LE: Tom McConnell, 180, Sr. (8)
LG: Bill Bryant, 205, Sr. (7)
C: Charlie Woods, 175, Jr. (6)
RG: Oliver Payne, 175, Sr. (7)
T: Fred Wyse, 190, Sr. (8)
T: Curtis Pennington, 206, Jr. (7)
RE: Gus Goins, 190, Jr. (5)
TB: Bob Bailey, 170, Jr. (6)
FB: Al Sanders, 170, Sr. (8)
BB: Ben Pearson, 165, Jr. (7)
WB: Don Willis, 195, Jr. (8)

1938 (7-1-1 overall, 3-0-1 in SC)

RE: Gus Goins, 190, Sr. (8)

RG: Tom Moorer, 198, Jr. (8)
C: Charlie Woods, 180, Sr. (8)
LG: Joe Payne, 176, Jr. (8)
T: H.E. Miller, 202, Sr. (8)
T: Curtis Pennington, 200, Sr. (8)
LE: Wister Jackson, 190, Jr. (5)
TB: Banks McFadden, 178, Jr. (6)
FB: Don Willis, 190, Sr. (8)
BB: Ben Pearson, 170, Sr. (7)
WB: Shad Bryant, 160, Jr. (6)

1939 (9-1 overall, 4-0 in SC)

LE: Joe Blalock, 185, So. (9)
LT: Tom Moorer, 195, Sr. (10)
C: Bob Sharpe, 180, Jr. (9)
RG: Walter Cox, 180, Sr. (7)
T: Bill Hall, 195, Jr. (9)
T: George Fritts, 190, So. (8)
RE: Carl Black, 185, Sr. (10)
TB: Banks McFadden, 175, Sr. (8)
FB: Charlie Timmons, 185, So. (8)
BB: Joe Payne, 180, Sr. (10)
WB: Shad Bryant, 168, Sr. (9)

1940 (6-2-1 overall, 4-0 in SC)

Southern Conference Champs

LE: Joe Blalock, 180, Jr. (8)
LG: Wade Padgett, 195, Jr. (9)
C: Red Sharpe, 180, Sr. (9)
RG: J.F. Deitz, 190, Sr. (8)
T: Bill Hall, 210, Sr. (6)
T: George Fritts, 190, Jr. (9)
RE: H.W. Webb, 173, Sr. (6)
TB: Chippy Maness, 180, Sr. (9)
FB: Charlie Timmons, 195, Jr. (9)
BB: Hawk Craig, 180, So. (4)
WB: George Floyd, 170, Sr. (8)

1941 (7-2 overall, 5-1 in SC)

LE: Joe Blalock, 178, Sr. (9)
LG: Wade Padgett, 190, Sr. (8)
C: Charles Wright, 179, Jr. (8)
RG: Tom Wright, 208, Sr. (8)
T: Bull Cagle, 212, Jr. (6)
T: George Fritts, 195, Sr. (9)
RE: Harold Pierce, 181, Jr. (5)
TB: Booty Payne, 186, Jr. (8)
FB: Charlie Timmons, 204, Sr. (9)
BB: Hawk Craig, 182, Jr. (7)
WB: Harry Franklin, 165, So. (6)

1942 (3-6-1 overall, 2-3-1 in SC)

LE: Chip Clark, 168, Fr. (9)
LG: Dave Osteen, 182, Jr. (4)
C: Charles Wright, 180, Sr. (10)
RG: Bill Hunter, 170, Sr. (6)
T: Harold Pierce, 184, Sr. (6)
T: Bull Cagle, 212, Sr. (10)
RE: Red Stacey, 180, So. (9)
TB: Butch Butler, 175, Fr. (10)
FB: Fred McCown, 170, Fr. (6)
BB: Hawk Craig, 182, Sr. (10)
WB: Harry Franklin, 168, Jr. (8)

1943 (2-6 overall, 2-3 in SC)

LE: John Russell, 170, So. (7)
LG: C.A. Trayham, 183, So. (4)
E.T. Salisbury, 187, Fr. (4)
C: Ralph Jenkins, 195, Fr. (8)
RG: Donald Simpson, 185, Fr. (8)
T: Pitts Seay, 195, Fr. (4)
T: Chick Gainer, 180, Fr. (8)
RE: Eddis Freeman, 150, Fr. (4)
Henry Chappell, 170, Fr. (4)
TB: Butch Butler, 175, So. (3)
FB: Billy Rodgers, 160, Fr. (8)
BB: Billy Rutledge, 150, Fr. (7)

WB: Jim Whitmire, 180, Fr. (8)

1944 (4-5 overall, 3-1 in SC)

LE: Eddis Freeman, 150, So. (7)
LG: F.M. Richardson, 165, Jr. (6)
C: Ralph Jenkins, 195, So. (9)
RG: Tom Salisbury, 187, Fr. (9)
T: Harvey Phillips, 210, So. (9)
T: Phil Prince, 190, Fr. (7)
RE: Arthur Hagan, 190, Fr. (9)
TB: Sid Tinsley, 168, Jr. (6)
FB: Billy Rodgers, 175, So. (8)
BB: Alton Cumbie, 195, So. (8)
WB: Billy Poe, 170, So. (8)

1945 (6-3-1 overall, 2-1-1 in SC)

LE: Chip Clark, 168, Jr. (8)
LG: Jim Sultis, 185, Fr. (8)
C: Ralph Jenkins, Jr., 195 (10)
RG: Marion Woods, 210, So. (8)
T: Bob Turner, 210, So. (7)
T: Mavis Cagle, 175, So. (10)
RE: Eddis Freeman, 150, Jr. (8)
TB: Butch Butler, 173, Sr. (5)
FB: Jim Reynolds, 180, Fr. (6)
BB: Alton Cumbie, 195, Jr. (7)
WB: Billy Poe, 170, Jr. (10)

1946 (4-5 overall, 2-3 in SC)

LE: Chip Clark, 168, Sr. (5)
LG: W.H. Hunter, 180, Jr. (5)
C: Ralph Jenkins, 195, Sr. (4)
Cary Cox, 200, So. (4)
RG: Frank Gillespie, 193, So. (8)
T: Bo Saunders, 215, So. (4)
T: Bill Smith, 225, Sr. (7)
RE: Hank Walker, 185, Jr. (5)
TB: Bobby Gage, 165, So. (4)
FB: Dewey Quinn, 180, Sr. (6)
BB: Bob Martin, 175, So. (5)
WB: Gerald Leverman, 204, Sr. (4)

1947 (4-5 overall, 1-3 in SC)

LE: Hank Walker, 185, Sr. (9)
LT: Phil Prince, 195, Jr. (9)
LG: Ray M. Clanton, 200 So. (8)
C: Cary Cox, 200, Jr. (6)
RG: Frank Gillespie, 193, Jr. (9)
RT: Chick Gainer, 205, Jr. (6)
RE: Oscar Thompson, 165, Fr. (8)
TB: Bobby Gage, 165, Jr. (9)
FB: John R. Miller, 165, Jr. (5)
BB: John M. Moorer, 180, Sr. (8)
WB: R. N. Williams, 155, So. (5)

1948 (11-0 overall, 5-0 in SC)
Southern Conference Champs

LE: John Poulos, 198, Jr. (11)
LG: Ray Clanton, 195, Jr. (9)
C: Gene Moore, 185, Jr. (11)
RG: Frank Gillespie, 195, Sr. (11)
T: Tom Salisbury, 210, Jr. (11)
T: Phil Prince, 195, Sr. (11)
RE: Oscar Thompson, 165, So. (11)
TB: Bobby Gage, 165, Sr. (10)
FB: Fred Cone, 195, So. (11)
BB: Bob Martin, 175, Sr. (11)
WB: Ray Mathews, 170, So. (10)

1949 (4-4-2 overall, 2-2 in SC)

LE: John Poulos, 200, Sr. (9)
LG: Jack Cox, 195, Jr. (10)
C: Gene Moore, 198, Sr. (10)
RG: Pete Manos, 190, So. (3)
T: Luke Deanhardt, 230, Sr. (8)
T: Bob Hudson, 230, Jr. (10)

RE: Glenn Smith, 180, So. (10)
 TB: Jackie Calvert, 190, Jr. (7)
 FB: Fred Cone, 190, Jr. (10)
 BB: Dick Hendley, 185, Jr. (7)
 WB: Ray Mathews, 180, Jr. (10)

**1950 (9-0-1 overall, 3-0-1 in SC)
 Offense**

LE: Bob Hudson, 200, Sr. (10)
 LG: Pete Manos, 190, So. (9)
 C: Jack Brunson, 190, Jr. (10)
 RG: Dan DiMucci, 190, Jr. (10)
 T: Dick Gillespie, 217, Jr. (6)
 T: Jack Monneyham, 210, Fr. (6)
 RE: Glenn Smith, 180, Jr. (9)
 TB: Jackie Calvert, 165, Sr. (9)
 FB: Fred Cone, 165, Sr. (8)
 BB: Wyndie Wyndham, 190, Jr. (8)
 WB: Ray Mathews, 180, Sr. (7)

Defense

LE: George Withers, 173, Fr.
 LT: J.L. Mooneyham, 210, So.
 LG: Sterling Smith, 205, Sr.
 RG: Barclay Crawford, 190, So.
 RT: Billy Grigsby, 190, Jr.
 RE: Dreher Gaskins, 197, Fr.
 LB: Wyndie Wyndham, 190, Jr.
 LB: Don Wade, 180, So.
 CB: Jimmy Ward, 156, Fr.
 S: Pete Cook, 155, So.
 RH: Gil Rushton, 180, Sr.

**1951 (7-3 overall, 3-1 in SC)
 Offense**

LE: Glenn Smith, 182, Sr. (7)
 LG: Pete Manos, 190, Jr. (7)
 C: Joe Bryant, 200, Jr. (8)
 RG: Dan DiMucci, 192, Sr. (8)
 T: Jack Mooneyham, 208, Sr. (8)
 T: Gary Byrd, 204, Jr. (6)
 RE: Otis Kempson, 178, So. (6)
 TB: Billy Hair, 170, Jr. (8)
 FB: Jim Shirley, 211, Jr. (4)
 Larry Gressette, 190, So. (4)
 BB: George Rodgers, 185, Jr. (7)
 WB: Buck George, 170, Fr. (6)

Defense

LE: George Withers, 173, So.
 LT: Bob Patton, 220, So.
 LG: Tom Barton, 195, Jr.
 RG: Barclay Crawford, 190, Jr.
 RT: Bernie Graham, 218, Sr.
 RE: Frank Gentry, 170, Jr.
 LH: Fred Knoebel, 170, Jr.
 LB: Jimmy Quarles, 188, Jr.
 LB: D.A. Wade, 175, Jr.
 RH: Jimmy Ward, 150, So.
 S: Pete Cook, 155, Jr.

**1952 (2-6-1 Overall)
 Offense**

LE: Otis Kempson, 190, Jr. (8)
 LG: George Rodgers, 195, Sr. (4)
 LG: Charlie Wyatt, 200, Jr. (4)
 C: Joe Bryant, 200, Sr. (8)
 RG: J.C. Hudson, 200, Sr. (8)
 T: Clyde White, 230, So. (7)
 T: Gary Byrd, 190, Sr. (4)
 RE: George Withers, 193, Jr. (4)
 TB: Billy Hair, 170, Sr. (5)
 FB: Red Whitten, 190, So. (6)
 BB: Milton Pate, 190, Sr. (4)
 WB: Buck George, 170, So. (7)

Defense

LE: Frank Gentry, 185, Sr.
 LT: Nathan Gressette, 220, So.
 LG: Tom Barton, 216, Sr.

RG: Barclay Crawford, 205, Sr.
 RT: E. Wrightenberry, 212, Jr.
 RE: George Withers, 193, Jr.
 LB: Jimmy Quarles, 190, Sr.
 LB: Don Wade, 175, Sr.
 LH: Jimmy Wells, 194, Jr.
 RH: Fred Knoebel, 185, Sr.
 S: Pete Cook, 165, Sr.

1953 (3-5-1 overall, 1-2 in ACC)

E: Dreher Gaskins, 6-4, 225, Sr. (10)
 T: Clyde White, 6-3, 230, Jr. (9)
 G: Mark Kane, 5-11, 205, Jr. (4)
 C: Bill McLellan, 5-11, 205, Jr. (6)
 G: Ormond Wild, 6-0, 195, So. (7)
 T: Nathan Gressette, 6-2, 220, Jr. (10)
 E: Scott Jackson, 6-2, 185, Jr. (8)
 QB: Don King, 5-11, 170, So. (9)
 B: Jimmy Wells, 6-2, 180, Sr. (7)
 B: Billy O'Dell, 5-10, 190, So. (5)
 FB: Red Whitten, 5-10, 190, Jr. (5)
 P: Don King, 5-11, 170, So. (4)
 PK: Pooley Hubert, 6-0, 170, Sr. (4)

1954 (5-5 overall, 1-2 in ACC)

E: Walt Laraway, 6-0, 180, Jr. (8)
 T: Clyde White, 6-2, 210, Sr. (10)
 G: Mark Kane, 5-11, 205, Sr. (8)
 C: Wingo Avery, 6-0, 200, Jr. (9)
 G: Dick DeSimone, 5-11, 190, So. (10)
 T: Tommy Mattos, 6-3, 220, Sr. (10)
 E: Scott Jackson, 6-1, 185, Sr. (10)
 QB: Don King, 5-10, 165, Jr. (8)
 B: Joel Wells, 6-0, 185, So. (7)
 B: Joe E. Pagliei, 6-0, 185, So. (7)
 FB: Billy O'Dell, 5-10, 200, Jr. (8)
 P: Joe E. Pagliei, 6-0, 185, So. (8)
 PK: Bob Paredes, 5-8, 180, Sr. (8)

1955 (7-3 overall, 3-1 in ACC)

E: Walt Laraway, 6-0, 180, Sr. (7)
 T: Dick Marazza, 6-4, 218, Jr. (10)
 G: Earle Greene, 6-0, 200, Jr. (6)
 C: Wingo Avery, 6-0, 210, Sr. (9)
 G: John Grdijan, 5-11, 200, So. (10)
 T: B. C. Inabinet, 6-6, 240, Sr. (8)
 E: Willie Smith, 6-0, 195, Jr. (6)
 QB: Don King, 5-10, 165, Sr. (7)
 B: Joel Wells, 6-0, 195, Jr. (10)
 B: Joe E. Pagliei, 6-0, 200, Sr. (10)
 FB: Billy O'Dell, 5-10, 195, Sr. (10)
 P: Joe E. Pagliei, 6-0, 200, Sr. (5)
 PK: Charlie Bussey, 6-0, 162, Jr. (7)

1956 (7-2-2 overall, 4-0-1 in ACC)

E: Dalton Rivers, 6-3, 200, Sr. (11)
 T: Dick Marazza, 6-4, 218, Sr. (9)
 G: Earle H. Greene, 6-0, 200, Sr. (8)
 C: Donnie L. Bunton, 6-0, 190, Jr. (10)
 G: John Grdijan, 5-11, 200, Jr. (7)
 T: Bill Hudson, 6-5, 225, Sr. (11)
 E: Willie H. Smith, 6-0, 195, Sr. (11)
 QB: Charlie Bussey, 6-0, 162, Sr. (11)
 B: Joel Wells, 6-0, 195, Sr. (11)
 B: Jim H. Coleman, 6-0, 170, Sr. (10)
 FB: Rudy Hayes, 6-0, 215, So. (9)
 P: Charlie Bussey, 6-0, 162, Sr. (10)
 PK: Charlie Bussey, 6-0, 162, Sr. (11)

1957 (7-3 overall, 4-3 in ACC)

E: Ray Masneri, 6-2, 180, Jr. (10)
 T: Jim Padgett, 6-2, 230, Jr. (10)
 G: Jim Payne, 6-1, 211, Jr. (8)
 C: Donnie Bunton, 6-0, 190, Sr. (9)
 G: John Grdijan, 5-11, 200, Sr. (8)
 T: Harold Olson, 6-2, 235, So. (10)
 E: Bill Few, 6-0, 170, Sr. (10)
 QB: Bill Barbary, 6-3, 195, Sr. (7)
 B: George Usry, 5-10, 175, So. (8)
 B: Charlie Horne, 5-9, 170, Jr. (6)
 FB: Rudy Hayes, 6-0, 210, Jr. (7)

P: Charlie Horne, 5-9, 170, Jr. (7)
 PK: Harvey White, 6-2, 200, So. (10)

**1958 (8-3 overall, 5-0 in ACC)
 ACC Champions**

E: Ray Masneri, 6-2, 195, Sr. (9)
 T: Jim Padgett, 602, 230, Sr. (11)
 G: Jim Payne, 6-1, 220, Sr. (8)
 C: Bill Thomas, 6-0, 217, Sr. (10)
 G: Dave Olson, 6-2, 215, So. (7)
 T: Lou Cordileone, 6-0, 240, Jr. (11)
 E: Wyatt Cox, 6-4, 195, Sr. (6)
 QB: Harvey White, 6-2, 200, Jr. (11)
 B: George Usry, 5-10, 175, Jr. (11)
 B: Charlie Horne, 5-9 180, Sr. (8)
 FB: Rudy Hayes, 6-0, 210, Sr. (6)
 P: Bill Mathis, 6-1, 200, Jr. (4)
 PK: Lowndes Shingler, 6-1, 195, So. (5)

**1959 (9-2 overall, 6-1 in ACC)
 ACC Champions**

E: Sam Anderson, 6-1, 185, Jr. (11)
 T: Lou Cordileone, 6-0, 245, Sr. (11)
 G: Sam Crout, 5-11, 200, Jr. (9)
 C: Paul Snyder, 6-0, 210, Sr. (10)
 G: Dave Lynn, 6-0, 205, Jr. (11)
 T: Harold Olson, 6-3, 240, Sr. (11)
 E: Gary Barnes, 6-4, 185, So. (11)
 QB: Harvey White, 6-2, 205, Sr. (11)
 B: Bill Mathis, 6-1, 200, Sr. (11)
 B: George Usry, 5-10, 180, Sr. (11)
 FB: Doug Cline, 6-2, 205, Sr. (11)
 P: Bill Mathis, 6-1, 200, Sr. (4)
 PK: Harvey White, 6-2, 205, Sr. (4)

1960 (6-4 overall, 4-2 in ACC)

E: Ed Bost, 6-1, 190, Jr. (6)
 T: Jimmy King, 6-3, 250, Jr. (10)
 G: Calvin West, 6-1, 195, Jr. (8)
 C: Ron Andreo, 6-0, 198, Jr. (9)
 G: Dave Lynn, 6-0, 202, Sr. (9)
 T: Ronnie Osborne, 6-4, 279, Jr. (8)
 E: Gary Barnes, 6-4, 190, Jr. (8)
 QB: Lowndes Shingler, 6-1, 195, Sr. (10)
 B: Mack Matthews, 5-10, 178, So. (6)
 B: Harry Pavilack, 6-1, 197, Jr. (7)
 FB: Ron Scrudato, 6-0, 194, Jr. (8)
 P: Eddie Werntz, 6-0, 192, So. (10)
 PK: Lon Armstrong, 6-0, 199, Jr. (10)

1961 (5-5 overall, 3-3 in ACC)

E: Coleman Glaze, 6-0, 195, Jr. (10)
 T: Ronnie Osborne, 6-4, 270, Sr. (10)
 G: Calvin West, 6-1, 194, Sr. (10)
 C: Jack Veronee, 6-2, 205, Sr. (10)
 G: Lon Armstrong, 6-0, 199, Sr. (10)
 T: Dave Hynes, 6-1, 218, Jr. (10)
 E: Bob Poole, 6-4, 205, So. (8)
 QB: Joe Anderson, 6-3, 201, Jr. (10)
 B: Wendall Black, 6-0, 198, Sr. (10)
 B: Gary Barnes, 6-4, 190, Sr. (9)
 B: Ron Scrudato, 6-0, 200, Sr. (10)
 P: Eddie Werntz, 6-0, 192, Jr. (10)
 PK: Lon Armstrong, 6-0, 199, Sr. (10)

1962 (6-4 overall, 5-1 in ACC)

E: Coleman Glaze, 6-0, 202, Sr. (10)
 T: Dave Hynes, 6-1, 231, Sr. (10)
 G: Jack Aaron, 6-0, 217, Jr. (9)
 C: Ted Bunton, 6-0, 201, So. (10)
 G: Walter Cox, 6-0, 198, Jr. (10)
 T: Don Chuy, 6-1, 249, Sr. (10)
 E: Bob Poole, 6-4, 205, Jr. (5)
 Oscar Thorsland, 6-4, 219, Sr. (5)
 QB: Joe Anderson, 6-3, 204, Sr. (8)
 HB: Hal Davis, 5-11, 184, So. (7)
 B: Mack Matthews, 5-10, 195, Jr. (7)
 FB: Jimmy Howard, 5-09, 180, Jr. (4)
 Charles Dumas, 6-2, 218, So. (4)
 P: Eddie Werntz, 6-0, 192, Sr. (10)
 PK: Rodney Rogers, 6-3, 184, Jr. (10)

1963 (5-4-1 overall, 5-2 in ACC)

E: Lou Fogle, 6-3, 220, Sr. (10)
 T: Vic Aliffi, 6-1, 240, Jr. (10)
 G: Tracy Childers, 5-11, 205, Sr. (6)
 C: Ted Bunton, 6-0, 204, Jr. (10)
 G: Billy Weaver, 6-2, 202, Sr. (10)
 T: Jack Aaron, 6-0, 234, Sr. (10)
 E: Bob Poole, 6-4, 216, Sr. (7)
 QB: Jim Parker, 6-1, 195, Sr. (9)
 FLK: Billy Ward, 5-11, 176, Jr. (8)
 RB: Mack Matthews, 5-10, 202, Sr. (8)
 FB: Pat Crain, 6-2, 216, Jr. (10)
 P: Hugh Mauldin, 5-9, 189, So. (9)
 PK: Frank Pearce, 6-1, 217, So. (10)

1964 (3-7 overall, 2-4 in ACC)

E: Wayne Bell, 6-2, 188, So. (10)
 T: Johnny Boyette, 6-3, 238, Jr. (10)
 G: Joe Blackwell, 6-1, 207, Sr. (9)
 C: Ted Bunton, 6-0, 215, Sr. (10)
 G: Richard Cooper, 6-0, 200, Sr. (10)
 T: Butch Robbins, 6-2, 221, Jr. (7)
 E: Hoss Hostetler, 6-1, 192, So. (5)
 QB: Jimmy Bell, 6-0, 177, Sr. (9)
 B: Hal Davis, 5-11, 194, Sr. (6)
 B: Pat Crain, 6-2, 221, Sr. (10)
 FLK: Billy Ward, 5-11, 181, Sr. (10)
 P: Don Barfield, 6-1, 202, So. (10)
 PK: Frank Pearce, 6-1, 217, Jr. (10)

1965 (5-5 overall, 4-3 in ACC)**ACC Co-Champions****Offense**

TE: Edgar McGee, 6-4, 203, So. (10)
 OT: Johnny Boyette, 6-3, 231, Sr. (10)
 OG: Harry Olszewski, 6-0, 232, So. (10)
 C: Randy Smith, 6-2, 210, Jr. (10)
 OG: Mike Facciolo, 6-2, 220, Jr. (10)
 OT: Wayne Mass, 6-4, 239, So. (10)
 SE: Wayne Bell, 6-2, 202, Jr. (10)
 QB: Thomas Ray, 5-10, 177, Sr. (10)
 RB: Hugh Mauldin, 5-9, 189, Sr. (10)
 RB: Phil Rogers, 6-3, 175, So. (10)
 FB: Bo Ruffner, 6-3, 220, So. (9)
 PK: Frank Pearce, 6-1, 217, Sr. (10)

Defense

DE: Butch Sursavage, 6-3, 212, So. (10)
 DT: Floyd Rogers, 6-4, 243, Jr. (6)
 MG: Ricky Johnson, 6-3, 216, Sr. (9)
 DT: Mac McElmurray, 5-11, 212, Jr. (10)
 DE: Joey Branton, 6-4, 210, So. (10)
 LB: Joe Waldrep, 6-2, 213, Jr. (10)
 LB: Bill Hecht, 6-0, 205, Sr. (10)
 DB: Wayne Page, 6-2, 194, Jr. (10)
 DB: Kit Jackson, 6-2, 181, So. (7)
 DB: Phil Marion, 5-9, 187, Jr. (10)
 DB: Jacky Jackson, 6-2, 183, So. (6)
 P: Don Barfield, 6-1 202, Jr. (10)

1966 (6-4 overall, 6-1 in ACC)**ACC Champions****Offense**

TE: Edgar McGee, 6-4, 207, Jr. (10)
 OT: Larry Keys, 6-0, 230, Jr. (10)
 OG: Harry Olszewski, 6-0, 234, Jr. (10)
 C: Wayne Mulligan, 6-3, 204, So. (6)
 OG: Mike Facciolo, 6-2, 222, Sr. (10)
 OT: Wayne Mass, 6-4, 239, Jr. (10)
 SE: Wayne Bell, 6-2, 209, Sr. (10)
 QB: Jimmy Addison, 6-0, 163, Jr. (10)
 FB: Jay Cooper, 5-11, 194, Sr. (6)
 TB: Buddy Gore, 6-0, 187, So. (7)
 FLK: Phil Rogers, 6-3, 179, Jr. (10)
 PK: Don Barfield, 6-1, 202, Sr. (8)

Defense

DE: Butch Sursavage, 6-3, 212, Jr. (9)
 DT: Floyd Rogers, 6-4, 230, Sr. (10)
 MG: Mac McElmurray, 5-11, 212, Sr. (7)
 DT: Wilson Childers, 6-0, 230, Jr. (7)
 DE: Joey Branton, 6-4, 216, Jr. (10)

LB: Billy Ware, 6-0, 220, So. (10)
 LB: Jimmy Catoe, 6-1, 205, So. (10)
 DB: Wayne Page, 6-2, 194, Sr. (10)
 DB: Arthur Craig, 6-1, 202, Jr. (9)
 DB: Phil Marion, 5-9, 187, Sr. (9)
 DB: Lee Rayburn, 6-0, 180, So. (6)
 P: Don Barfield, 6-1, 202, Sr. (10)

1967 (6-4 overall, 6-0 in ACC)**ACC Champion****Offense**

TE: Edgar McGee, 6-4, 213, Sr. (6)
 OT: Larry Keys, 6-0, 213, Sr. (10)
 OG: Harry Olszewski, 5-11, 237, Sr. (10)
 C: Wayne Mulligan, 6-2, 206, Jr. (10)
 OG: Gary Arthur, 5-11, 220, Jr. (10)
 OT: Wayne Mass, 6-4, 245, Sr. (10)
 SE: Jimmy Abrams, 6-2, 195, Sr. (10)
 QB: Jimmy Addison, 6-0, 154, Sr. (10)
 FB: Bo Ruffner, 6-3, 230, Sr. (4)
 TB: Buddy Gore, 6-1, 190, Jr. (10)
 FLK: Freddy Kelley, 5-9, 168, Sr. (6)
 PK: Steedley Candler, 6-2, 181, Jr. (6)

Defense

DE: Butch Sursavage, 6-2, 220, Sr. (5)
 Joey Branton, 6-3, 220, Sr. (5)
 DT: Mike Locklair, 6-0, 218, Jr. (10)
 MG: Randy Harvey, 5-11, 219, So. (6)
 DT: John Cagle, 6-2, 244, Jr. (10)
 DE: Ronnie Ducworth, 6-0, 211, Jr. (10)
 LB: Jimmy Catoe, 6-2, 201, Jr. (10)
 LB: Billy Ware, 6-1, 203, Jr. (10)
 DB: Richie Luzzi, 5-8, 183, Jr. (10)
 DB: Frank Liberatore, 5-11, 195, Sr. (10)
 DB: Kit Jackson, 6-2, 179, Sr. (5)
 DB: Lee Rayburn, 6-2, 179, Sr. (8)
 P: Sammy Cain, 6-0, 180, So. (10)

1968 (4-5-1 overall, 4-1-1 in ACC)**Offense**

TE: Jim Sursavage, 6-3, 212, So. (10)
 OT: Richard Garick, 6-2, 225, Sr. (10)
 OG: Grady Burgner, 6-6, 211, Jr. (10)
 C: Wayne Mulligan, 6-3, 230, Sr. (10)
 OG: Gary Arthur, 5-11, 229, Sr. (10)
 OT: Joe Lhotsky, 6-3, 209, Sr. (10)
 SE: Jack Anderson, 6-2, 198, So. (10)
 QB: Billy Ammons, 6-1, 167, Sr. (7)
 TB: Buddy Gore, 6-1, 184, Sr. (10)
 FB: Benny Michael, 5-11, 203, Sr. (6)
 FLK: Charlie Waters, 6-2, 189, Jr. (7)
 PK: Jimmy Barnette, 6-0, 180, Sr. (8)

Defense

DE: Ivan Southerland, 6-4, 250, Jr. (10)
 DT: Mike Locklair, 5-11, 225, Sr. (10)
 MG: B. B. Elvinton, 6-3, 218, So. (8)
 DT: John Cagle, 6-3, 251, Sr. (10)
 DE: Ronnie Ducworth, 6-1, 216, Sr. (10)
 LB: Jimmy Catoe, 6-1, 205, Sr. (9)
 LB: Billy Ware, 6-1, 207, Sr. (10)
 DB: Richie Luzzi, 5-8, 190, Sr. (9)
 DB: Chuck Werner, 6-3, 184, Jr. (7)
 DB: Gary Compton, 6-0, 182, So. (10)
 DB: Lee Rayburn, 6-2, 180, Sr. (9)
 P: Sammy Cain, 6-0, 189, Jr. (8)

1969 (4-6 overall, 3-3 in ACC)**Offense**

TE: John McMakin, 6-3, 205, So. (8)
 OT: Jim Dorn, 6-3, 226, So. (10)
 OG: Grady Burgner, 6-5, 230, Sr. (10)
 C: Dave Thompson, 6-4, 265, Jr. (10)
 OG: Jack King, 6-2, 240, Sr. (10)
 OT: Steve Lewter, 6-4, 241, So. (8)
 SE: Jim Sursavage, 6-3, 210, Jr. (10)
 QB: Tommy Kendrick, 6-0, 174, So. (9)
 FB: Rick Medlin, 6-3, 230, Sr. (7)
 TB: Ray Auger, 5-10, 195, Jr. (10)
 FLK: Charlie Waters, 6-1, 193, Sr. (9)
 PK: Jimmy Barnette, 6-0, 180, Jr. (11)

Defense

DE: Ivan Southerland, 6-3, 243, Sr. (9)
 DT: Ronnie Kitchens, 6-4, 264, Sr. (10)
 MG: B. B. Elvington, 6-2, 216, Jr. (10)
 DT: Waldo Watts, 6-5, 246, So. (6)
 DE: George Ducworth, 6-1, 210, Jr. (5)
 DE: Charlie Mayer, 6-0, 210, So. (5)
 LB: Larry Hefner, 6-2, 220, So. (10)
 LB: Bill Depew, 6-2, 200, Jr. (10)
 DB: Dale Henry, 6-1, 184, So. (10)
 DB: Bob Craig, 6-2, 195, Sr. (9)
 DB: Sonny Cassady, 6-4, 193, Jr. (10)
 DB: Don Kelley, 6-0, 173, So. (8)
 P: Sammy Cain, 6-0, 189, Sr. (8)

1970 (3-8 overall, 2-4 in ACC)**Offense**

TE: John McMakin, 6-3, 196, Jr. (11)
 OT: Jim Dorn, 6-3, 208, Jr. (6)
 OG: Buddy King, 6-0, 210, So. (11)
 C: Dave Farnham, 6-1, 214, Jr. (11)
 OG: Dave Thompson, 6-4, 263, Sr. (11)
 OT: Force Chamberlain, 6-0, 210, So. (6)
 SE: Brad O'Neal, 6-1, 176, Sr. (6)
 QB: Tommy Kendrick, 6-1, 167, Jr. (10)
 FB: Dick Bukowsky, 6-3, 208, Jr. (7)
 TB: Ray Auger, 5-10, 191, Sr. (9)
 FLK: Bobby Johnson, 6-0, 173, So. (11)
 PK: Eddie Seigler, 6-0, 173, So. (10)

Defense

DE: Wayne Baker, 6-3, 190, Jr. (11)
 DT: Ralph Daniel, 6-1, 222, Jr. (6)
 MG: Larry Hefner, 6-3, 208, Jr. (11)
 DT: B. B. Elvington, 6-3, 211, Sr. (11)
 DE: Charlie Mayer, 6-0, 210, Jr. (6)
 LB: Jim Sursavage, 6-3, 210, Sr. (11)
 LB: Ben Watson, 6-0, 192, Jr. (5)
 DB: Don Kelley, 6-1, 174, Jr. (11)
 DB: Jeff Siepe, 6-1, 173, So. (11)
 DB: Rick Eyler, 5-11, 182, Jr. (8)
 DB: Ben Anderson, 6-0, 168, So. (11)
 P: Jack Anderson, 6-1, 200, Sr. (11)

1971 (5-6 overall, 4-2 in ACC)**Offense**

SE: Gordy Bengel, 6-2, 204, So. (11)
 OT: Jim Dorn, 6-3, 232, Sr. (9)
 OG: Buddy King, 6-0, 223, Jr. (11)
 C: Dave Farnham, 6-1, 224, Sr. (11)
 OG: Steve Lewter, 6-4, 238, Sr. (8)
 OT: Force Chamberlain, 6-0, 233, Jr. (11)
 TE: John McMakin, 6-3, 214, Sr. (11)
 QB: Tommy Kendrick, 6-1, 183, Sr. (9)
 FB: Heide Davis, 5-10, 206, Jr. (6)
 TB: Ricky Gilstrap, 6-3, 215, Sr. (11)
 FLK: Don Kelley, 6-1, 179, Sr. (9)
 PK: Eddie Seigler, 6-0, 173, Jr. (11)

Defense

DE: Wayne Baker, 6-3, 200, Sr. (10)
 DT: Ralph Daniel, 6-1, 240, Sr. (5)
 MG: Larry Hefner, 6-3, 235, Sr. (11)
 DT: Frank Wirth, 6-2, 216, Jr. (9)
 DE: Charlie Mayer, 6-0, 216, Sr. (11)
 LB: John Bolubasz, 6-2, 200, So. (11)
 LB: John Rhodes, 6-1, 203, So. (6)
 DB: Jeff Siepe, 6-1, 176, Jr. (11)
 DB: Bobby Johnson, 6-0, 180, Jr. (11)
 DB: Dale Henry, 6-1, 188, Sr. (11)
 DB: Ben Anderson, 6-0, 170, Jr. (11)
 P: Tony Anderson, 6-1, 197, Jr. (11)

1972 (4-7 overall, 2-5 in ACC)**Offense**

TE: Karl Andreas, 6-3, 212, Jr. (11)
 OT: Gary Gennerich, 6-3, 236, Sr. (11)
 OG: Buddy King, 6-0, 228, Sr. (11)
 C: Ricky Harrell, 6-3, 236, Sr. (11)
 OG: Art Brisacher, 6-3 231, Jr. (11)
 OT: Ken Peebles, 6-2, 240, So. (7)
 SE: Gordy Bengel, 6-2, 198, Jr. (11)

QB: Ken Pengitore, 5-11, 200, Jr. (11)
 RB: Smiley Sanders, 6-1, 195, Jr. (9)
 RB: Wade Hughes, 5-11, 195, Sr. (11)
 FLK: Dennis Goss, 5-10, 164, Sr. (11)
 PK: Eddie Seigler, 6-0, 173, Sr. (11)

Defense

DE: Jeff Stocks, 6-2, 195, Jr. (11)
 DT: John Price, 6-3, 245, Sr. (10)
 MG: Willie Anderson, 6-2, 207, So. (11)
 DT: Frank Wirth, 6-2, 225, Sr. (11)
 DE: Mike Buckner, 6-1, 190, Jr. (7)
 LB: Jimmy Williamson, 6-1, 195, So. (11)
 LB: John Rhodes, 6-1, 218, Jr. (7)
 DB: Jeff Siepe, 6-1, 185, Sr. (11)
 DB: Ben Anderson, 6-0, 174, So. (11)
 DB: Jimmy Ness, 5-9, 175, So. (7)
 DB: Bobby Johnson, 6-0, 185, Sr. (11)
 P: Tony Anderson, 6-1, 197, Sr. (11)

1973 (5-6 overall, 4-2 in ACC)

Offense

TE: Bennie Cunningham, 6-5, 246, So. (11)
 OT: Maret Cobb, 6-3, 239, Jr. (10)
 OG: Curt Buttermore, 6-0, 230, Jr. (11)
 C: John Bolubasz, 6-2, 199, Sr. (11)
 OG: Ken Peeples, 6-2, 243, Jr. (11)
 OT: Frank Bethea, 5-11, 233, So. (11)
 SE: Gordy Bengel, 6-2, 204, Sr. (11)
 QB: Ken Pengitore, 5-11, 187, Sr. (10)
 RB: Smiley Sanders, 6-1, 199, Sr. (10)
 RB: Jay Washington, 6-1, 185, Sr. (8)
 WR: Jim Lanzendoen, 6-1, 183, Jr. (4)
 Craig Brantley, 6-0, 163, So. (4)
 PK: Bob Burgess, 6-2, 197, Jr. (11)

Defense

DE: Jeff Stocks, 6-2, 198, Sr. (11)
 DT: Bruce Decock, 6-0, 220, Sr. (8)
 MG: Willie Anderson, 6-2, 207, Jr. (9)
 DT: G. G. Galloway, 6-4, 227, So. (11)
 DE: Bob Jones, 6-4, 217, Sr. (11)
 LB: Mike Buckner, 6-0, 197, Sr. (7)
 LB: Frank Wise, 6-2, 193, So. (7)
 DB: Marion Reeves, 6-1, 191, Sr. (7)
 DB: Jimmy Ness, 5-10, 173, Jr. (11)
 DB: Lynn Carson, 5-10, 164, So. (8)
 DB: Peanut Martin, 6-3, 165, So. (11)
 P: Mitch Tyner, 6-1, 215, Jr. (11)

1974 (7-4 overall, 4-2 in ACC)

Offense

SE: Steve Gibbs, 6-3, 200, Fr. (10)
 LT: Gary Alexander, 6-6, 236, Jr. (10)
 LG: Curt Buttermore, 6-0, 224, Sr. (11)
 C: Maret Cobb, 6-2, 232, Sr. (11)
 RG: Ken Pepples, 6-2, 244, Sr. (11)
 RT: Neal Jetton, 6-3, 237, Jr. (11)
 TE: Bennie Cunningham, 6-5, 252, Jr. (11)
 QB: Mark Fellers, 6-2, 202, Sr. (8)
 RB: Ken Callicutt, 6-1, 188, So. (11)
 RB: Tony Mathews, 6-0, 201, Sr. (11)
 FLK: Joey Walters, 6-0, 167, So. (9)
 PK: Bob Burgess, 6-2, 197, Sr. (11)

Defense

DE: Guy Gehret, 6-1, 204, Sr. (11)
 DT: Jeff Mills, 6-3, 225, Fr. (11)
 MG: Willie Anderson, 6-2, 211, Sr. (11)
 DT: Thad Allen, 6-2, 230, Fr. (7)
 DE: Tom Boozer, 6-3, 210, Sr. (11)
 LB: Jimmy Williamson, 6-1, 205, Jr. (11)
 LB: Tim Stough, 6-2, 201, So. (11)
 DB: Mark Lee, 6-2, 178, So. (8)
 DB: Billy Wingo, 5-8, 168, So. (7)
 DB: Dennis Smith, 6-0, 170, Jr. (9)
 DB: Jimmy Ness, 5-10, 178, Sr. (11)
 P: Mitch Tyner, 6-1, 215, Sr. (10)

1975 (2-9 overall, 2-3 in ACC)

Offense

TE: Bennie Cunningham, 6-5, 239, Sr. (11)
 OT: Neal Jetton, 6-3, 228, Sr. (11)
 OG: Lacy Brumley, 6-7, 258, So. (8)
 C: Frank Beathea, 6-0, 222, Sr. (9)
 OG: Jimmy Weeks, 6-4, 226, So. (11)
 OT: David LeBel, 6-6, 229, Sr. (6)
 SE: Joey Walters, 6-0, 167, Jr. (10)
 QB: Willie Jordan, 5-11, 180, Fr. (6)
 RB: Don Testerman, 6-2, 215, Sr. (5)
 RB: Ken Callicutt, 6-1, 192, Jr. (11)
 FLK: Craig Brantley, 6-1, 170, Sr. (7)
 PK: Willie Jordan, 5-11, 180, Fr. (11)

Defense

DE: Tim Stough, 6-2, 219, Jr. (6)
 DT: G. G. Galloway, 6-4, 229, Sr. (11)
 MG: Nelson Wallace, 5-10, 203, Jr. (6)
 DT: Jeff Mills, 6-3, 228, So. (9)
 DE: Frank Wise, 6-2, 221, Sr. (6)
 LB: Ronnie Smith, 6-2, 210, So. (11)
 LB: Jimmy Williamson, 6-1, 208, Sr. (9)

DB: Ogden Hansford, 6-1, 179, So. (8)
 DB: Lynn Carson, 5-11, 162, Sr. (7)
 DB: Dennis Smith, 6-0, 166, Sr. (11)
 DB: Peanut Martin, 6-3, 180, Sr. (10)
 P: Richard Holliday, 6-2, 201, Fr. (6)

1976 (3-6-2 overall, 0-4-1 in ACC)

Offense

TE: Harold Cain, 6-6, 231, Sr. (9)
 OT: Lacy Brumley, 6-7, 267, Jr. (11)
 OG: Joe Bostic, 6-4, 250, So. (11)
 C: Trav Webb, 6-2, 236, Jr. (7)
 OG: Steve Kenney, 6-4, 241, So. (6)
 OT: Jimmy Weeks, 6-4, 236, Jr. (11)
 SE: Jerry Butler, 6-1, 173, So. (9)
 QB: Steve Fuller, 6-3, 197, So. (9)
 FB: Harold Goggins, 5-11, 192, So. (7)
 TB: Warren Ratchford, 5-9, 155, So. (8)
 FLK: Joey Walters, 5-11, 175, Sr. (11)
 PK: Jimmy Russell, 5-11, 166, Fr. (9)

Defense

DE: Jonathan Brooks, 6-4, 210, So. (11)
 DT: Rich Tuten, 6-2, 237, So. (8)
 MG: Nelson Wallace, 5-10, 202, Sr. (9)
 DT: Toney Williams, 6-4, 242, So. (5)
 DE: Mark Heniford, 5-11, 200, Jr. (9)
 LB: Randy Scott, 6-0, 219, So. (11)
 LB: Bubba Brown, 6-1, 218, Fr. (6)
 DB: Malcom Marler, 5-8, 159, Sr. (11)
 DB: Rex Varn, 6-0, 170, Fr. (6)
 DB: O. J. Tyler, 5-11, 172, Sr. (7)
 DB: Willie Jordan, 5-11, 191, So. (9)
 P: Mike O'Cain, 6-0, 184, Sr. (11)

1977 (8-3-1 overall, 4-1-1 in ACC)

Offense

TE: Anthony King, 6-1, 226, Jr. (8)
 LT: Jimmy Weeks, 6-4, 240, Sr. (11)
 LG: Steve Kenney, 6-4, 248, Jr. (11)
 C: Jeff Bostic, 6-1, 221, So. (12)
 RG: Joe Bostic, 6-4, 258, Jr. (12)
 RT: Lacy Brumley, 6-7, 265, Sr. (12)
 SE: Jerry Butler, 6-1, 180, Jr. (12)
 QB: Steve Fuller, 6-4, 198, Jr. (12)
 FB: Ken Callicutt, 6-1, 192, Sr. (7)
 TB: Lester Brown, 6-0, 175, So. (6)
 FLK: Dwight Clark, 6-3, 207, Jr. (7)
 PK: Obed Ariri, 5-9, 160, Fr. (9)

Defense

DE: Jonathan Brooks, 6-3, 210, Jr. (12)
 DT: Jim Stuckey, 6-4, 239, So. (12)
 MG: Rich Tuten, 6-1, 236, Jr. (12)
 DT: Archie Reese, 6-3, 263, Sr. (12)
 DE: Mark Heniford, 5-11, 208, Sr. (11)
 LB: Randy Scott, 5-11, 217, Jr. (12)
 LB: Bubba Brown, 5-11, 222, So. (12)
 DB: Roy Eppes, 6-2, 186, Sr. (12)
 DB: Rex Varn, 6-1, 176, So. (6)
 DB: Bubba Rollins, 5-10, 189, Jr. (6)
 DB: Eddie Geathers, 6-2, 170, Fr. (6)
 DB: Ogden Hansford, 6-2, 191, Jr. (6)
 FS: Steve Ryan, 6-0, 171, Jr. (11)
 P: David Sims, 6-4, 200, Fr. (12)

1978 (11-1 overall, 6-0 in ACC) ACC Champions

Offense

TE: Anthony King, 6-1, 226, Sr. (10)
 OT: Bill Hudson, 6-3, 234, Sr. (12)
 OG: Chris Dolce, 6-2, 245, Jr. (12)
 C: Jeff Bostic, 6-1, 221, Jr. (12)
 OG: Joe Bostic, 6-4, 258, Sr. (10)
 OT: Steve Kenney, 6-4, 248, Sr. (9)
 SE: Jerry Butler, 6-1, 180, Sr. (12)
 QB: Steve Fuller, 6-4, 198, Sr. (12)
 TB: Lester Brown, 6-0, 175, Jr. (8)



Ray Brown, # 72, is the only player in Clemson history to start at least one game in five different seasons.

FB: Marvin Sims, 6-4, 223, Jr. (10)
FLK: Dwight Clark, 6-3, 204, Sr. (9)
PK: Obed Ariri, 5-9, 145, So. (12)

Defense

DE: Jonathan Brooks, 6-3, 210, Sr. (12)
DT: Jim Stuckey, 6-5, 252, Jr. (12)
MG: Rich Tuten, 6-1, 235, Sr. (12)
DT: Toney Williams, 6-3, 240, Sr. (12)
DE: Steve Gibbs, 6-3, 214, Sr. (9)
SLB: Randy Scott, 5-11, 215, Sr. (12)
WLB: Bubba Brown, 5-11, 222, Jr. (12)
CB: Willie Jordan, 5-9, 186, Sr. (9)
SS: Rex Varn, 6-1, 175, Jr. (8)
FS: Bubba Rollins, 5-10, 186, Sr. (9)
CB: Steve Ryan, 6-0, 176, Sr. (11)
P: David Sims, 6-4, 222, So. (12)

1979 (8-4 overall, 4-2 in ACC)

Offense

TE: Mark Clifford, 6-4, 206, Sr. (11)
OT: Lee Nanney, 6-4, 246, So. (12)
OG: Chris Dolce, 6-2, 239, Sr. (12)
C: Mark Thornton, 6-4, 229, Sr. (12)
OG: Jeff Bostic, 6-1, 237, Sr. (12)
OT: Gary Brown, 6-3, 245, Fr. (11)
SE: Jerry Gaillard, 6-0, 170, So. (12)
QB: Bill Lott, 6-0, 189, Sr. (12)
FB: Marvin Sims, 6-4, 234, Sr. (12)
TB: Lester Brown, 6-0, 175, Sr. (10)
FLK: Perry Tuttle, 6-0, 172, So. (12)
PK: Obed Ariri, 5-9, 169, Jr. (11)

Defense

DE: Bob Goldberg, 6-1, 213, Sr. (9)
DT: Jim Stuckey, 6-5, 241, Sr. (12)
MG: Charlie Bauman, 6-1, 226, Jr. (12)
DT: Steve Durham, 6-5, 239, Jr. (12)
DE: David Reed, 6-2, 209, Jr. (12)
SLB: Jeff Davis, 6-0, 223, So. (12)
WLB: Bubba Brown, 6-0, 210, Sr. (12)
CB: Eddie Geathers, 6-2, 186, Jr. (12)
SS: Willie Underwood, 5-11, 193, Jr. (12)
FS: Jack Cain, 5-10, 170, Jr. (9)
CB: Rex Varn, 6-1, 180, Sr. (12)
P: David Sims, 6-4, 220, Jr. (12)

1980 (6-5 overall, 2-4 in ACC)

Offense

TE: Jeff Wells, 6-4, 220, Fr. (6)
LT: Lee Nanney, 6-4, 246, Jr. (11)
LG: Brad Fisher, 6-4, 230, Jr. (8)
C: Tony Berryhill, 6-5, 216, Jr. (10)
RG: Brian Clark, 6-7, 241, Jr. (7)
RT: Gary Brown, 6-3, 257, So. (11)
SE: Jerry Gaillard, 6-0, 179, Jr. (10)
QB: Homer Jordan, 6-0, 174, So. (11)
TB: Chuck McSwain, 6-2, 190, So. (7)
FB: Jeff McCall, 6-3, 225, So. (7)
FLK: Perry Tuttle, 6-0, 172, Jr. (11)
PK: Obed Ariri, 5-9, 162, Sr. (11)

Defense

LE: Jeff Bryant, 6-5, 250, Jr. (8)
LT: Dan Benish, 6-6, 240, So. (6)
MG: Charlie Bauman, 6-1, 220, Sr. (6)
RT: Steve Durham, 6-5, 239, Sr. (11)
RE: Bill Smith, 6-5, 220, Jr. (9)
SLB: Chuck Rose, 6-2, 200, Sr. (11)
WLB: Jeff Davis, 6-0, 223, Jr. (11)
RC: Eddie Geathers, 6-2, 186, Sr. (10)
SS: Willie Underwood, 5-11, 193, Sr. (11)
FS: Terry Kinard, 6-0, 188, So. (9)
LC: Hollis Hall, 5-10, 158, Jr. (7)
P: Richard Hendley, 5-11, 190, So. (9)

1981 (12-0-0 overall, 6-0 in ACC) National Champions ACC Champions

Offense

TE: Bubba Diggs, 6-3, 220, Jr. (7)
LT: Brad Fisher, 6-4, 230, Sr. (12)
LG: James Farr, 6-4, 225, So. (12)
C: Tony Berryhill, 6-5, 230, Sr. (12)
RG: Brian Clark, 6-7, 241, Sr. (10)
RT: Lee Nanney, 6-4, 246, Sr. (12)
WR: Jerry Gaillard, 6-0, 179, Sr. (8)
QB: Homer Jordan, 6-0, 174, Jr. (12)
TB: Cliff Austin, 6-0, 190, Jr. (11)
FB: Jeff McCall, 6-3, 225, Jr. (9)
FLK: Perry Tuttle, 6-0, 180, Sr. (12)
PK: Donald Igwebuike, 5-8, 155, Fr. (9)

Defense

LE: Bill Smith, 6-5, 220, Sr. (7)
LT: Dan Benish, 6-6, 250, Jr. (11)
MG: William Devane, 6-2, 250, So. (8)
RT: Jeff Bryant, 6-5, 257, Sr. (12)
BAN: Andy Headen, 6-5, 230, Jr. (12)
SLB: Danny Triplett, 6-4, 224, Jr. (11)
WLB: Jeff Davis, 6-0, 223, Sr. (12)
LC: Hollis Hall, 5-10, 158, Sr. (12)
SS: Tim Childers, 6-1, 180, So. (10)
FS: Terry Kinard, 6-1, 183, Jr. (12)
RC: Anthony Rose, 5-9, 165, Sr. (12)
P: Dale Hatcher, 6-2, 195, Fr. (10)

1982 (9-1-1 overall, 6-0 vs. ACC) ACC Champions

Offense

TE: K. D. Dunn, 6-3, 215, So. (8)
LT: Gary Brown, 6-3, 244, Sr. (11)
LG: James Farr, 6-5, 230, Jr. (11)
C: Cary Massaro, 6-5, 235, Jr. (10)
RG: Brian Butcher, 6-5, 255, Sr. (11)
RT: Bob Mayberry, 6-5, 245, Sr. (11)
SE: Jeff Stockstill, 6-2, 180, Sr. (6)
QB: Homer Jordan, 6-0, 180, Sr. (6)
TB: Cliff Austin, 6-0, 195, Jr. (9)
FB: Jeff McCall, 6-3, 225, Sr. (8)
FLK: Frank Magwood, 6-0, 188, Sr. (9)
PK: Bob Paulling, 6-2, 188, Jr. (10)

Defense

LE: Edgar Pickett, 6-3, 225, Jr. (7)
LT: Dan Benish, 6-6, 252, Sr. (7)
MG: William Perry, 6-3, 310, So. (7)
RT: Jim Scott, 6-5, 240, Jr. (10)
BAN: Andy Headen, 6-5, 230, Sr. (11)
SLB: Otis Lindsey, 6-3, 230, Sr. (5)
SLB: Danny Triplett, 6-4, 224, Sr. (5)
WLB: Johnny Rembert, 6-3, 235, Sr. (9)
LC: Ty Davis, 6-1, 185, So. (9)
SS: Tim Childers, 6-1, 185, Jr. (8)
FS: Terry Kinard, 6-1, 190, Sr. (11)
RC: Reggie Pleasant, 5-10, 175, So. (7)
P: Dale Hatcher, 6-2, 199, So. (11)

1983 (9-1-1 overall, 7-0 vs. ACC)

Offense

TE: K. D. Dunn, 6-3, 215, Jr. (11)
LT: Reid Ingle, 6-6, 255, Jr. (11)
LG: James Farr, 6-4, 240, Sr. (11)
C: Dale Swing, 6-3, 240, Jr. (11)
RG: Steve Reese, 6-3, 250, So. (7)
RT: Joe Ellis, 6-4, 249, Jr. (6)
SE: Ray Williams, 5-9, 178, Fr. (5)
QB: Mike Eppley, 6-2, 185, Jr. (11)
TB: Stacey Driver, 5-8, 175, So. (5)
Kenny Flowers, 6-0, 190, Fr. (5)
FB: Kevin Mack, 6-1, 197, Sr. (11)

FLK: Shelton Boyer, 6-2, 185, Fr. (8)
PK: Bob Paulling, 6-2, 188, Sr. (11)

Defense

LE: Edgar Pickett, 6-3, 230, Sr. (10)
LT: James Robinson, 6-5, 275, Sr. (11)
MG: William Devane, 6-2, 275, Sr. (7)
RT: Ray Brown, 6-4, 250, Sr. (6)
RE: Terence Mack, 6-3, 200, Fr. (7)
SLB: Henry Walls, 6-2, 205, Fr. (11)
WLB: Eldridge Milton, 6-3, 220, So. (8)
LC: Ty Davis, 6-1, 185, Jr. (7)
FS: Ronald Watson, 5-11, 175, Jr. (8)
SS: Tim Childers, 6-1, 185, Sr. (10)
RC: Rod McSwain, 6-2, 190, Sr. (8)
P: Dale Hatcher, 6-2, 199, Jr. (11)

1984 (7-4 overall, 5-2 vs. ACC)

Offense

TE: K. D. Dunn, 6-3, 220, Sr. (11)
LT: Reid Ingle, 6-6, 270, Sr. (11)
LG: Steve Reese, 6-3, 255, Jr. (11)
C: Dale Swing, 6-3, 250, Sr. (11)
RG: Andy Cheatham, 6-4, 250, Sr. (11)
RT: Joe Ellis, 6-4, 260, Sr. (11)
FLK: Terrance Roulhac, 6-0, 185, So. (8)
QB: Mike Eppley, 6-2, 185, Sr. (11)
TB: Stacey Driver, 5-8, 160, Jr. (8)
FB: Kenny Flowers, 6-0, 205, So. (10)
WR: Richard Butler, 6-0, 180, Sr. (10)
PK: Donald Igwebuike, 5-9, 172, Sr. (11)

Defense

LE: Jeff Wells, 6-3, 230, Sr. (11)
LT: Steve Berlin, 6-5, 265, Jr. (11)
MG: William Perry, 6-3, 320, Sr. (11)
RT: Michael Perry, 6-2, 265, Fr. (10)
BAN: Terence Mack, 6-3, 210, So. (11)
SLB: Henry Walls, 6-2, 215, So. (8)
RLB: Eldridge Milton, 6-3, 220, Jr. (7)
LC: Ty Davis, 6-1, 185, Sr. (11)
FS: Ronald Watson, 6-0, 180, Sr. (11)
SS: Kenny Danforth, 6-1, 190, Jr. (5)
RC: Reggie Pleasant, 5-10, 175, Sr. (11)
P: Dale Hatcher, 6-2, 195, Sr. (11)

1985 (6-6 overall, 4-3 vs ACC)

Offense

TE: Jim Riggs, 6-5, 235, Jr. (12)
LT: John Watson, 6-4, 255, Jr. (12)
LG: Steve Reese, 6-3, 270, Sr. (12)
C: Jeff Lytton, 6-3, 250, Sr. (9)
RG: John Phillips, 6-5, 245, So. (8)
RT: Wes Mann, 6-5, 270, Sr. (12)
FLK: Terrance Roulhac, 6-0, 195, Jr. (10)
QB: Rodney Williams, 6-2, 200, Fr. (9)
TB: Stacey Driver, 5-8, 180, Sr. (8)
FB: Chris Lancaster, 6-1, 224, Fr. (5)
WR: Ray Williams, 5-10, 177, Jr. (11)
PK: David Treadwell, 6-0, 180, So. (12)

Defense

LE: Michael Dean Perry, 6-2, 255, So. (6)
LT: Steve Berlin, 6-5, 275, Sr. (8)
MG: Brian Raber, 6-4, 240, Jr. (11)
RT: Dwayne Meadows, 6-4, 245, So. (11)
BAN: Terence Mack, 6-3, 230, Jr. (10)
SLB: Henry Walls, 6-2, 215, Jr. (10)
RLB: Keith Williams, 6-4, 240, Jr. (1)
LC: Perry Williams, 6-2, 200, Jr. (12)
FS: A.J. Johnson, 5-10, 190, Jr. (12)
SS: Kenny Danforth, 6-1, 190, Sr. (8)
RC: Delton Hall, 6-1, 195, Jr. (12)
P: Andy Newell, 6-0, 190, Sr. (12)

NOTE: Numbers in parenthesis in this section are total number of games the player started that season regardless of position.

Special thanks to Sam Blackman who reviewed the starting lineups of nearly every game in Clemson football history.

All-Time Lettermen

List of Interests

Three-time All-ACC Selections:

William Perry, Clemson, MG, 1982-84
 Jim Bakhtiar, FB, Virginia, 1955-57
 Leo Hart, QB, Duke 1968-70
 Rich Searl, WR, Duke, 1969-71
 Kelvin Bryant, RB, UNC, 1980-82
 William Fuller, DE, UNC, 1981-83
 Bob Smith, S, Maryland, 1972-74
 Bob Bartholomew, T, Wake Forest, 1953-55
 Norm Snead, QB, WF, 1958-60
 James McDougald, RB, WF, 1976, 77, 79

A

Aaron, Jack – 1961-62-63
 *Abell, Frank – 1931-32
 Abrams, Jimmy – 1966-67
 *Adams, J. P. – 1914-15-16
 Abreu, Ed – 1978
 Addison, Jimmy – 1965-66-67 (Capt.)
 *Adkins, Gary – 1976-77-78-79
 Alexander, Gary – 1973-74-75
 Alford, Hugh – 1945
 *Alford, J. L. – 1916
 Aliffi, Vic – 1961-63
 *Allen, Banks – 1906-07
 Allen, Thad – 1974-75-76-77
 Alley, Kendall – 1981-82-83
 *Allison, J. W. (Switzer) – 1917-18-19-20
 Ammons, Billy – 1966-67-68 (Capt.)
 Anderson, Ben – 1970-71-72
 Anderson, Jack – 1968-69-70
 Anderson, Joe – 1960-61-62
 Anderson, Randy – 1985
 Anderson, Sam – 1958-59-60
 Anderson, Tony – 1970-71-72
 Anderson, Willie – 1972-73-74 (Co-Capt.)
 Andreas, Karl – 1971-72-73
 Andreo, Ron – 1959-60-61 (Capt.)
 Ankuta, Neuf – 1954-55
 Anthony, Vernie – 1981-82
 Ard, Wendall – 1943-44
 Ariri, Obed – 1977-78-79-80
 Armstrong, F. E. (Boo) – 1918 (Acting Capt.) 1919-20 (Capt.)
 *Armstrong, Hoyt – 1921
 Armstrong, Junior – 1930
 Armstrong, Lon – 1959-60-61
 Arrington, Vandell – 1981-82-83
 Arthur, Gary – 1966-67-68
 Asbill, Henry – 1927-28-29
 Austin, Cliff – 1978-80-81-82

*Austin, P. B. (Plowboy) – 1925-26
 Avery, Wingo – 1953-54-55 (Alt. Capt.)

B


*Bailes, J. P. – 1919-20-21
 *Bailes, W. B. – 1922
 Bailey, Bob – 1936-37-38
 Bailey, Rick – 1982-83-84
 Bak, Jeff – 1985
 Baker, Archie – 1950-51-52
 Baker, Wayne – 1969-70-71
 Baldwin, Bob – 1964
 Baldwin, Mike – 1974
 Balles, Joe – 1961-63
 *Banks, B. C. (Stumpy) – 1915-16-17-18 (Capt.) - 19 (Capt.)
 Barbary, Bill – 1955-57
 Barfield, Don – 1964-65-66
 Barnes, Gary – 1959-60-61
 Barnette, Jimmy – 1968-69
 *Barnwell, T. G. – 1902
 Barter, Lynn – 1971-72
 Bartlet, J. H. – 1917
 Barton, Tom – 1950-51-52
 Basich, Rick – 1980
 *Bates, Joe A. (Warhorse) – 1909-10-11
 *Bates, J. Mc – 1918
 Bauman, Charlie – 1977-78-79-80
 Beasley, Gene – 1985
 Beasley, Kenny – 1985
 Bell, Jimmy – 1962-63-64 (Alt. Capt.)
 Bell, Randy – 1967
 Bell, Larry – 1969-70
 Bell, Wayne – 1964-65-66
 *Bellows, C. A. – 1900
 Bengel, Gordy – 1971-72-73
 Benish, Dan – 1979-80-81-82
 Berlin, Steve – 1983-84-85 (Capt.)
 Berry, Net – 1934-35-36 (Capt.)

Berryhill, Tony – 1979-80-81
 Bethea, Fitzhugh – 1983
 Bethea, Frank – 1973-74-75
 *Bissell, Paul L. – 1909-10-11 (Capt.)
 Black, Carl – 1936-38-39 (Alt. Capt.)
 Black, Manuel – 1934-35-36 (Alt. Capt.)
 Black, Tommy – 1961
 Black, Wendall – 1959-60-61
 Blackwelder, Tim – 1975
 Blackwell, Joe – 1963-64
 *Blain, J. M. – 1896
 Blakeney, Rock – 1930
 *Blalock, Joe – 1939-40-41
 Blanton, Bo – 1979-80
 Blessing, Jim – 1939-40
 Bollinger, Rich – 1976
 *Blease, J. W. – 1898-1900
 Bolubasz, John – 1971-72-73
 Boozer, Tom – 1972-73-74
 Bosler, Bob – 1970-71-72
 Bost, Ed – 1959-60-61
 Bostic, Jeff – 1977-78-79
 Bostic, Joe – 1975-76-77-78
 Bounds, David – 1981
 Bowen, Joe – 1953-55
 Bowick, Ray – 1958
 Bowlan, Roland – 1973-74
 Bowles, H. Julian – 1923-24-25
 Bowles, M. G. (Monk) – 1929-30-31
 Bowman, Nick – 1979-80-81
 Boyer, Shelton – 1983-84-85
 Boyette, Johnny – 1962-64-65 (Capt.)
 *Boykin, Bolivar – 1909
 Box, Carlon – 1984
 *Bradley, L. T. (Prep) – 1925
 Brady, Kevin – 1984-85
 *Brandon, T. B. – 1914-15-16
 Brantley, Craig – 1973-74-75
 Branton, Joey – 1965-66-67
 Bray, Cliff – 1976-77-78
 Breedlove, Billy – 1956
 *Breedon, Joe – 1901
 Brickley, Glenn – 1985
 Brisacher, Art – 1971-72-73
 Brisendine, Rod – 1946
 *Bristol, W. H. – 1912-13-14
 *Britt, Ben – 1910-11-12 (Capt.)
 *Britt, D. C. (Toots) – 1907-09
 *Britt, S. L. – 1910
 Brodie, Bunny – 1948-49
 *Brock, W. T. – 1896-97 (Capt.)
 Brooks, Jonathan – 1975-76-77-78
 Brown, Dave – 1962
 Brown, Gary – 1979-80-81-82
 *Brown, H. W. – 1916
 Brown, Ken – 1980-81-83-84
 Brown, Lester – 1976-77-78-79
 Brown, Lockie – 1981
 Brown, Marion (Bubba) – 1976-77-78-79 (Capt.)
 Brown, Ray – 1979-81-82-83
 Brown, Ricky – 1971-72-73
 Brown, Roy – 1980-81-82-83
 *Brown, Tom I. – 1933-34-35
 *Browne, G. H. (Skeet) – 1913
 Browning, Sebo – 1984
 Brumley, Lacy – 1974-75-76-77
 Brunson, Jack – 1948-49-50
 Brunson, Lawrence – 1984-85
 Bruorton, H. B. – 1954-55-56
 *Bryant, Bill – 1935-36-37
 Bryant, Jeff – 1978-79-80-81

Bryant, Joe – 1950-51-52
 *Bryant, Shad – 1937-38-39
 Buckner, Mike – 1971-72-73 (Capt.)
 Bukowsky, Dick – 1969-70-71
 Bullard, Wilbur – 1983
 Bunton, Donnie – 1955-56-57
 Bunton, Ted – 1962-63-64 (Capt.)
 Burbick, Bruce – 1967
 Burgess, Robert – 1973-74
 Burgner, Grady – 1967-68-69
 *Burnett, George – 1966-67-68
 Burton, C. C. – 1921-22
 Burton, Dave – 1965
 Burton, Richard – 1984
 Buscher, L. E. – 1934-36
 Bush, Jack – 1955-56-57
 Bussey, Charlie – 1954-55-56 (Capt.)
 Bustle, Rickey – 1974-75-76
 Butcher, Brian – 1980-81-82
 Butler, Butch – 1941-42-43-45
 Butler, Jerry – 1976-77-78
 Butler, Richard – 1982-83-84
 Buttermore, Curt – 1972-73-74
 Butz, Sam – 1945
 *Byers, Monty – 1942
 Byrd, Gary – 1950-51-52

C

Cagle, Bully – 1940-41-42
 Cagle, John – 1966-67-68
 Cagle, Mavis – 1944-45-46-47
 Cain, Harold – 1974-75-76
 Cain, Jack – 1978-79-80
 Cain, Sammy – 1967-68-69
 Caldwell, Charlie – 1969-70
 Caldwell, Mark – 1980
 Callahan, Sonny – 1971
 Callicutt, Ken – 1973-74-75-77
 Calvert, Forrest – 1950-53
 Calvert, Jackie – 1948-49-50
 *Calvert, Jim – 1949-50
 Camp, Bill – 1904
 Candler, Steedley – 1967
 Cann, George – 1920-21
 *Cannon, C. L. – 1907
 Cannon, W. M. – 1915
 Capian, Stu – 1964-65
 Carothers, Rocky – 1948-49-50
 Carson, Gene – 1948-49
 Carson, Jules L. (Doc) – 1910-11-12-13
 Carson, Lynn – 1973-75
 *Carter, Bert – 1906
 Carter, Henry – 1984
 Carter, Oscar – 1969-70
 Case, Johnny – 1961-62-63
 Cassidy, Sonny – 1968-69-70
 Cathcart, Joe – 1933
 Catoe, Jimmy – 1966-67-68 (Capt.)
 Cauble, Charlie – 1969
 *Caughman, F. Porter – 1907
 Caughman, Kenny – 1911-12-13
 Chamberlain, Force – 1970-71-72
 Chandler, Tommy – 1949
 Chappelle, Glenn – 1984
 Chappell, Henry – 1943
 Charleston, Pat – 1983-84-85
 Chatlin, Rabbit – 1957-58-59
 Chavous, Raymond – 1985
 Cheatham, Andy – 1982-83-84
 Cheek, Randy – 1980-81
 Childers, Stan – 1971
 Childers, Tim – 1981-82-83



Obed Ariri is the ACC's All-Time field goal leader.


Childers, Tracy – 1962-63 (Capt.)
 Childers, Wilson – 1965-66-67
 *Childress, John – 1948-49-50
 Chipley, Bill – 1940-41
 *Chovan, Phil – 1938
 *Chreitzberg, C. K. – 1898
 *Chritzberg, A. M. – 1896
 Chuy, Don – 1961-62
 Ciniero, Geoff – 1985
 Clanton, Ray – 1945-46-47-48
 *Clardy, Warren – 1904
 Clark, Brian – 1979-80-81
 Clark, Chip – 1942-45-46 (Capt.)
 Clark, Dwight – 1975-76-77-78
 *Clark, W. C. – 1906-07
 Clayton, David – 1984
 Cleveland, Olin – 1945-46
 Clifford, Chris – 1975-77
 Clifford, Mark – 1979
 Cline, Doug – 1957-58-59
 Cobb, Maret – 1972-73-74
 *Cochran, J. T. (Boots) – 1908-09-10
 Cockfield, Barry – 1966
 Coffey, Bob – 1974-75
 *Cogburn, H. L. – 1903
 *Colbert, W. C. (Pinky) – 1919-20-21
 Coleman, Bob – 1959-60-61
 Coleman, Dan – 1937-38-40
 Coleman, Jim – 1954-55-56
 *Coles, Marion (Pony) – 1910-11-12
 *Coles, Strick – 1906-07-08 (Capt.)
 Coley, James – 1985
 *Collins, Joe – 1928
 Compton, Gary – 1958-59
 Cone, Fred – 1948-49-50 (Capt.)
 *Connelly, Bill – 1909-10
 Cook, Pete – 1950-51-52
 Cooper, Jay – 1964-65-66
 Cooper, Richard – 1963-64
 Cordileone, Lou – 1957-58-59
 Cornell, Mike – 1973-74-76
 Coursey, Tom – 1949
 Cox, Carol – 1945-47-48-49
 Cox, Cary – 1946-47 (Capt.)
 Cox, Ed – 1949
 Cox, Jack – 1948-59
 *Cox, M. E. – 1914-15
 Cox, Walter, Sr. – 1938-39
 Cox, Walter, Jr. – 1961-62-63
 Cox, Wyatt – 1957-58
 Craig, Arthur – 1965-66-67
 Craig, Bob – 1966-68-69
 Craig, Johnson – 1931-32
 Craig, Marion (Hawk) – 1940-41-42 (Alt. Capt.)
 Crain, Pat – 1962-63-64
 Crain, Willis – 1954
 Crawford, Barclay – 1950-51-52
 Crawford, Craig – 1983-84
 Crawford, Eddie – 1974
 Crite, Brendon – 1980-81-82
 Crolley, Ronnie – 1959-60-61
 Cropp, Willie – 1966-68
 Crout, Sammy – 1958-59
 Croxton, Bill – 1933-34-35
 Cruce, Jeff – 1983-84
 *Cumbie, Alton – 1944-45
 Cunningham, Bennie – 1973-74-75 (Co-Capt.)
 Cunningham, James – 1975
 *Cummings, Pony – 1932-33-34
 Curtis, Ralph – 1946
 Curtis, Rodney – 1985
 Cuttino, H. B. (Hop) – 1925-26

D
 Daigneault, Doug – 1958-59
 Dailey, B. T. – 1915
 Daniel, Ralph – 1969-70-71
 Danforth, Kenny – 1983-84-85
 Dantzler, Ellis – 1963-64-65
 Davis, Billy – 1980-81-82-83
 Davis, Footsie – 1930-31-32
 Davis, Guy – 1926-27-28
 Davis, Hal – 1962-63-64
 Davis, Heide – 1970-71-72
 Davis, Jeff – 1978-79-80-81 (Capt.)
 Davis, Jerry – 1972-73
 Davis, Jud – 1944-45-47-48
 *Davis, St. Clair – 1928

Davis, Tyrone – 1982-83-84
 Davidson, L. S. – 1925-26
 Dawson, Eric – 1985
 Day, Dean – 1981
 Deanhardt, Luke – 1946-47-48-49
 Deanhardt, Luke, Jr. – 1971
 DeBardelaben, Bob – 1958-59
 Decock, Bruce – 1971-72-73
 *DeCosta, E. J. (Beef) – 1901-02
 Deitz, Frank – 1939-40
 Delullis, Frank – 1985
 DeLoach, Billy – 1949
 Demery, Pete – 1981
 DePew, Bill – 1968-69
 *Derrick, O. L. (Puss) – 1903-04-05-06
 DeSimone, Dick – 1954-56-57
 Devane, William – 1980-81-82-83
 *Dickson, Laury – 1905
 Diggs, Bubba – 1978-79-81-82
 Dillard, Bill – 1932-33-34
 DiMucci, Dan – 1949-50-51
 Dolce, Chris – 1978-79
 Donaldson, Richard – 1982-83-84
 Dorn, Jim – 1969-70-71
 *Dotterer, E. G. (Gilly) – 1922-23
 Dotherow, Fudge – 1962
 *Douthit, Claude (Pug) – 1898-99-1900-01 (Capt.)
 Dozier, Ted – 1931-32-33
 Drag, Mark – 1985
 Driver, Stacey – 1982-83-84-85
 *Duckett, Graves – 1916
 *Duckworth, Joe – 1898-99-1900
 Ducworth, C.H. – 1974
 Ducworth, George – 1968-69-70
 Ducworth, Ronnie – 1966-67-68 (Capt.)
 Ducworth, Thomas – 1973
 Dukes, Mike – 1956-57-58
 Duley, Tom – 1965
 Dumas, Charlie – 1962-63-64
 Duncan, John – 1984
 *Dunlap, Tom – 1919-20
 Dunn, K. D. – 1981-82-83-84
 Durham, Steve – 1977-78-79-80
 Dyer, Clint – 1945-46-48
 *Dyess, Jimmy – 1929

E
 Earle, James – 1984-85
 *Earle, J. C. – 1900
 Eberhart, Terry – 1958
 Eidson, Wesley – 1967-68
 Eley, Thomas – 1975
 Ellenburg, Charlie – 1966-67
 Ellis, Joe – 1981-83-84
 *Ellison, Gill – 1904-05
 Elvington, B. B. – 1968-69-70 (Capt.)
 Emanuel, Emmett – 1920-21-22 (Capt.)
 *Emerson, Jack – 1947
 Engel, Karl – 1962
 English, Tom – 1968
 Enzor, Scott – 1985
 Eppes, Roy – 1976-77
 Eppley, Mike – 1982-83-84 (Capt.)
 *Epps, M.H. (Pepper) – 1910
 Esgro, Greg – 1984
 *Eskew, H. L. (Bud) – 1925-26-27 (Capt.)
 Ethridge, Brooks – 1970
 Ethridge, Don – 1969-70-71
 Evans, Charlie – 1962
 Eyler, Rick – 1968-70
 *Ezell, J. F. (Sam) – 1909-10
 *Ezell, R. B. (Doc) – 1912

F
 Fabers, Leon – 1972-73
 Facciolo, Mike – 1964-65-66 (Capt.)
 Farnham, Dave – 1969-70-71
 Farr, James – 1980-81-82-83 (Capt.)
 Fellers, Mark – 1972-73-74 (Co-Capt.)
 Fellers, Stan – 1932-33-34
 Few, Bill – 1955-56-57
 Fewell, J. A. (Jake) – 1924-25
 *Finklea, Gary – 1923-24-25 (Capt.)



Frank Howard had supernatural powers when he coached the Tigers between 1940 and 1969.

*Finley, States Rights G. – 1916-17
 Fisher, Brad – 1979-80-81
 Fitzpatrick, Pat – 1978
 Flagler, Terrence – 1982-84-85
 *Flathman, Gene – 1936
 *Fleming, F. – 1907-08
 Fleming, J. M. (Fatty) – 1925
 *Fleming, Vic – 1930-31
 Fleming, W. H. – 1929-30
 Flowers, Kenny – 1983-84-85
 Floyd, George – 1939-40
 Fogle, Lou – 1961-62-63
 Folger, Mac – 1934-35-36
 *Fordham, Red – 1930-31 (Capt.)
 *Forsythe, J. A. (Pee Wee) – 1901-02-03
 *Forsythe, W. C. – 1898-99-1900-01
 *Franklin, Harry – 1941-42
 *Freeman, Eddis – 1943-44-45-46
 *Frew, W. L. (Red) – 1918
 Frierson, Bob – 1982
 Fritts, George – 1939-40-41
 Fuller, Steve – 1975-76-77 (Capt.)
 78 (Capt.)
 Fulmer, John – 1967-68-69
 Funderburk, Mike – 1968
 *Furtick, Fritz – 1903-04-05-06 (Capt.)

G
 Gage, Bobby – 1945-46-47-48
 Gaillard, Jerry – 1978-79-80-81
 Gainer, Chick – 1943-46-47-48
 Galloway, G. G. – 1972-73-74-75
 Galuska, Pete – 1969-70-71
 *Gandy, A. P. (Hop) – 1909-11-12-13 (Capt.)
 *Gantt, Jonnie – 1902
 *Gantt, W. A. – 1905
 Garick, Richard – 1966-67-68
 *Garrison, Bill – 1902-03
 Garrison, C. C. – 1923
 Garrison, Gene – 1953
 Gaskin, Dreher – 1950-51-52-53 (Co-Capt.)
 Gasque, Mike – 1980-81

*Gassaway, Jim – 1928-29
 Gaston, Clark – 1961-62-63
 *Gaston, R. T. – 1905-06-07
 Geathers, Eddie – 1978-79
 *Gee, C. F. (Little Mutt) – 1912-13-14
 *Gee, J. G. (Mutt) – 1914-15-16-17
 Gehret, Guy – 1972-73-74
 Gemas, Kevin – 1983-84
 Gennerich, Gary – 1970-71-72
 *Gentry, Charlie – 1896-97-98
 Gentry, Frank – 1950-51-52
 *George, A.P. – 1899-1900
 George, Buck – 1951-52-53-54 (Capt.)
 Gerald, Henry – 1965
 *Gettys, E. F. (Red) – 1918-19-20-21
 Gibbs, Steve – 1974-76-77-78
 Gillespie, Bill – 1943
 Gillespie, Dick – 1948-50
 Gillespie, Frank – 1946-47-48
 *Gilmer, Grover G. – 1917-19-20-21
 *Gilmer, Frank – 1908-09-10
 Gilstrap, Earl – 1970-71
 Gilstrap, Rick – 1969-70-71
 Glaze, Coleman – 1960-61-62
 Glenn, Joe – 1979-80-81-82
 Gobble, Robert – 1958
 Godfrey, Steve – 1976-77 (Capt.)
 Goehring, Jim – 1976-77
 Goff, Johnnie Mac – 1968
 Goggins, Harold – 1975-76-77-78
 *Goins, Gus – 1936-37-38
 Goldberg, Bob – 1977-78
 *Gooding, R. F. (Fatty) – 1904
 Goodloe, John – 1977
 Gordon, Chuck – 1976
 Gore, Buddy – 1966-67-68
 Goss, Dennis – 1971-72
 Graham, Bernie – 1950-51
 *Graham, George – 1944
 Gravely, Mike – 1974
 *Gray, Bill – 1911
 Gray, Ricky – 1980
 Grdijan, John – 1955-56-57 (Co-Capt.)
 *Green, Harry – 1901-02



Homer Jordan is the only QB to lead Clemson to the National Championship.

Greene, Earle – 1955-56
 Greene, Johnny – 1955
 Greenwalt, Stan – 1973
 Gresham, Metz – 1929
 Gressette, Larry – 1951-52-53
 (Co-Capt.)
 Gressette, Nathan – 1951-52-53
 (Co-Capt.)
 Griffin, Steve – 1982-84-85
 Griffith, Frank – 1954-55
 Grigsby, Billy Luke – 1948-49-50
 Gue, Tommy – 1959-60-61
 *Gunnells, Bill – 1928-29
 Gunnells, Dan – 1965-66-67
 Guy, Ruben – 1932

H
 Haddock, Lee – 1970-71
 Hagen, Arthur – 1944
 Haglan, J. D. – 1976-77-78
 Hair, Billy – 1950-51-52 (Co-Capt.)
 *Hair, J. C. – 1924-26-27
 Hall, Bill – 1938-39-40 (Alt. Capt.)
 Hall, Delton – 1983-84-85
 Hall, Hollis – 1979-80-81
 *Hall, R. M. (Fatty) – 1926-27-28
 Hall, Wade – 1960-63
 *Hamer, Ray – 1939-40-41
 *Hamilton, R. G. – 1896 (Capt.)
 *Hammett, L. O. – 1918
 Hammond, Brian – 1985
 *Hane, J. K. – 1924-25
 *Hane, Kit – 1928-29
 Hankinson, Crimmins – 1953-54
 Hankle, Witt H. – 1908-09-10 (Capt.)
 Hansford, Ogden – 1974-75-78
 *Harvey, Ernest – 1913
 *Harvey, George – 1897-98
 *Harvey, Jock T. – 1896-97-1902-03
 Hardin, L. G. – 1916
 *Harmon, H. M. (Duck) – 1914-15-16
 *Harmon, S. E. (Pat) – 1922-23-24
 Harper, J. C. – 1985
 Harrell, Ricky – 1970-71-72
 *Harris, H. S. (Lazy Bill) – 1914-15-16
 *Harris, L. D. – 1919
 *Hart, Willard L. (Bub) – 1916-17
 Harvey, B. C. (Chubby) – 1925-26 (Capt.)

*Harvey, Randy – 1967-68
 Harvey, S. A. (Speck) – 1922
 Harvin, Lionell – 1929-30-31
 *Harvley, Clyde – 1931
 Hatcher, Dale – 1981-82-83-84
 Hauser, Tad – 1980
 *Hayden, C. J. – 1911
 Hayes, Rudy – 1956-57-58
 (Alt. Capt.)
 Headen, Andy – 1979-80-81-82
 Hecht, Bill – 1963-64-65 (Capt.)
 *Heffner, L. B. – 1920
 Hefner, Larry – 1969-70-71 (Capt.)
 Heilig, Don – 1959
 *Heinemann, John – 1931-32-33
 (Capt.)
 *Hendee, H. M. (Tick) – 1925-26
 Hendley, Dick – 1946-48-49-50
 Hendley, Richard – 1980-81-82
 *Hendricks, L. L. – 1896-97
 Heniford, Mark – 1974-75-76-77
 Heniford, Todd – 1984
 Henley, Cliff – 1934-35
 Henry, Dale – 1969-70-71
 Herlong, Doug – 1948-51
 Herlong, Henry – 1930
 Hicks, Harry – 1954
 Hicks, Ken – 1972
 Hill, Jerome – 1974-75
 Hilderbrand, Nolten – 1953
 Hinson, Randy – 1933-34-35
 *Holland, Joe – 1904 (Capt.)
 Holland, Lawson – 1974
 Holloman, Duke – 1983-84
 Holohan, R. F. (Butch) – 1921-22-23 (Capt.)-24
 Homonoff, Edward – 1973-74
 Hook, Charlie – 1965-66-68
 Hook, Fred – 1931-32
 Hope, Leon – 1973-74-75
 Hopkins, Stan – 1971-72
 Home, Charlie – 1956-57-58
 Horton, Tate – 1933-34-35
 Hosteller, Hoss – 1964-66-67
 Hough, James – 1945
 Howard, Jimmy – 1961-62-63
 Hubert, Pooley – 1950-53
 Hudson, Alex – 1980-82-83

Hudson, Billy – 1954-55-56
 Hudson, Billy – 1976-77-78
 Hudson, Bob – 1947-48-49-50
 Hudson, J. C. – 1950-51-52
 Hughes, Wade – 1971-72 (Capt.)
 Hunt, Revonne – 1951
 Hunter, Bill – 1942-46-47
 Hunter, Hamp – 1953-54-55
 *Hunter, N. M. (Buster) – 1899-1900-01
 Huntley, Chuck – 1970-73
 *Hydrick, Onan – 1908-09
 Hynes, Dave – 1960-61-62

I
 Igwebuike, Donald – 1981-82-83-84
 *Inabinet, B. C. – 1953-54-55
 *Inabinet, Clarence J. – 1933-34-35
 Ingle, Reid – 1982-83-84
 Inman, Don – 1984
 Isaacs, Mike – 1983-84-85

J
 Jackson, Jack – 1969
 Jackson, Jacky – 1965-66-67
 Jackson, Jackie Lee – 1966-67-68
 Jackson, Kit – 1965-66-67
 Jackson, M. E. – 1921
 Jackson, Scott – 1952-53-54 (Capt.)
 *Jackson, S. L. (Stonewall) – 1922-23-24
 Jackson, Wister – 1938-39
 James, M. B. (Jimmy) – 1911-12-13-14
 Jameson, Hugh – 1939-40-41
 Jansen, John – 1984-85
 Jaynes, Danny – 1976-77
 Jehlen, George – 1974-75-76
 Jenkins, Hunter – 1983
 *Jenkins, Ralph – 1943-44 (Capt.)
 45 (Capt.); 46 (Alt. Capt.)
 Jennings, A. T. – 1914
 Jennings, Keith – 1985
 *Jeter, J. P. – 1913
 Jetton, Neal – 1973-74-75
 (Co-Capt.)
 Johnson, A. J. – 1984-85
 Johnson, Bobby – 1970-71-72
 Johnson, Ricky – 1963-64-65
 Johnson, Tracy – 1985
 Jollay, Mike – 1985
 Jolley, Bobby – 1951
 Jones, Bob – 1928-29-30
 Jones, Bob – 1972-73
 Jones, Jimmy – 1949
 Jordan, Homer – 1980-81-82
 (Capt.)
 Jordan, Leonard – 1941
 Jordan, Whitey – 1955-56-57
 Jordan, Willie – 1975-76-77-78
 Justus, Johnny – 1928-29-30 (Capt.)

K
 *Kaigler, Ben – 1902
 *Kaigler, J. G. – 1898-99-1900
 Kaltenback, Leon – 1955-56-57
 (Co-Capt.)
 Kane, Mark – 1953-54 (Capt.)
 *Kangeter, Jonnie – 1910-11-12
 Katana, Ted – 1965-66
 *Kay, L. R. – 1917-19
 *Keasler, A. L. (Gus) – 1904-05
 *Keel, J. W. (Rastus) – 1906
 Keller, Morris – 1959
 Kelley, Don – 1969-70-71
 Kelley, Freddy – 1965-66-67
 Kelley, Steve – 1973
 Kempson, Otis – 1950-51-52
 Kendrick, Tommy – 1969-70-71
 Kennedy, Frank – 1950-51
 Kenney, Steve – 1976-77-78
 Kesack, Gary – 1974-75-76
 Keys, Larry – 1965-66-67
 *Keyserling, H. L. (Golden) – 1920
 Kier, Brian – 1974-76-77
 Killen, Pat – 1959
 Kinard, Terry – 1979-80-81-82
 (Capt.)
 King, Anthony – 1976-77-78
 King, Buddy – 1970-71-72 (Capt.)

King, Don – 1952-53-54-55 (Capt.)
 King, Jack – 1968-69
 King, Jimmy – 1959-60-61
 *King, L. O. – 1901-02
 King, Tommy – 1959-60-61
 *Kinsler, J. H. – 1900
 Kirkconnell, Ben – 1932
 *Kissam, Roddy – 1933-34-35
 Kitchens, Ronnie – 1967-68-69
 Knight, Herman – 1949-51
 *Klugh, W. W. – 1925-26
 Knoebel, Fred – 1950-51-52
 Knott, Hal – 1959
 Kormanicki, Dave – 1968-69
 Kreis, Kevin – 1976

L
 *Lachicotte, G. E. (Boo) – 1910
 Lam, Elmo – 1960-61-62 (Capt.)
 Lambert, John – 1931
 LaMontagne, Joe – 1951-52-53
 Lancaster, Chris – 1985
 Langford, Charlie – 1979
 Langston, J. L. – 1920
 Lanzandoen, Jim – 1973
 Laraway, Walt – 1953-54-55
 Latimer, Al – 1978
 *Latimer, Bill – 1906
 *Lawrence, Bert – 1902
 Lawrence, Floyd – 1956
 Lawson, Larry – 1970
 Lawton, Streak – 1935-36
 Lawton, Winston – 1969
 Learn, Randy – 1979-80-81-82
 LeBel, David – 1973-74-75
 *Lee, A. C. (Bun) – 1907
 Lee, Mark – 1974-75
 Lee, Harry – 1934-35
 Leonard, Hal – 1946-47
 Leverman, Gerald – 1945
 *Lewis, Alex P. – 1911-12-13
 *Lewis, Gus – 1900-01
 Lewis, Harold – 1935-36-37 (Capt.)
 *Lewis, J. B. – 1898-99-1900
 Lewis, Merritt – 1932-33-34
 Lewter, Steve – 1969-70-71
 Lhotsky, Joe – 1966-67-68
 Liberatore, Frank – 1964-66-67
 (Capt.)
 *Lightsey, F. B. (Bull) – 1922-24-25
 *Lightsey, L. M. (Yen) – 1917-18-19-20
 Lindsey, Otis – 1981-82
 Link, A. C. – 1926
 *Littlejohn, C. E. (Mule) – 1913-14-15
 *Locklair, Ed (Pop) – 1941
 Locklair, Mike – 1966-67-68
 Logan, Jimmy – 1966
 *Logan, J. R. – 1912-13
 Long, Evans – 1930
 Long, Steve – 1971-72
 Lott, Billy – 1977-78-79 (Capt.)
 Lowman, P. I. (Pi) – 1918-19
 Lundeen, Danny – 1970-71
 Luzzi, Richie – 1966-67-68
 *Lykes, Powell – 1905-06
 *Lynah, Jim – 1900-01
 Lynn, Dave – 1958-59-60 (Capt.)
 Lytton, Jeff – 1983-84-85

Mc
 McBride, Dan – 1973
 McCall, Jeff – 1979-80-81-82
 McCanless, Jim – 1955-56-58
 McCarley, Bob – 1927-28-29
 McCauley, Jim – 1949
 McClure, Bruce – 1963-64-65
 *McConnell, H. S. – 1914-15
 *McConnell, R. E. – 1925-26
 McConnell, S. W. – 1934-35-36
 *McConnell, T. S. – 1934-35-36
 McCory, Bob – 1944
 McCown, Fred – 1942
 *McCown, Slick – 1933-34
 *McCown, T. M. – 1918
 McCullough, Richard – 1985
 McCurdy, Damon – 1979
 McDowell, Garry – 1974-75
 McElmurray, Mac – 1964-65-66
 McElveen, Norwood – 1939-40-41
 McFadden, Banks – 1937-38-39

*McFadden, R. D. – 1908
 *McFadden, R. H. (Doc) – 1906-07
 McFadden, Wesley – 1985
 McGee, Edgar – 1965-66-67
 *McGill, C. A. – 1925
 McGlone, T. F. – 1925
 McGuirt, Bill – 1960-61
 *McIver, Rick – 1904-05
 McKenny, Pat – 1985
 McKenzie, W. W. – 1918
 *McKeown, J. A. – 1903
 McLane, Riley – 1966-67
 McLaurin, Jewell – 1969-70
 McLaurin, J. N. – 1904-05-06-07
 (Capt.)
 McLellan, Bill – 1953-54
 McLellan, Cliff – 1981
 McLendon, Ed – 1939
 McLendon, Lem – 1955
 McMahan, Dave – 1969-70
 McMakin, John – 1969-70-71 (Capt.)
 *McMillan, Goat – 1928-29
 McMillan, Raiford – 1926-27-28
 *McMillan, W. L. (Red) – 1913-14-15
 McSwain, Chuck – 1979-80-81-82
 McSwain, Rodney – 1980-81-82-83

M

Mack, Terence – 1983-84-85
 Mack, Kevin – 1980-81-82-83
 Magee, Watson – 1936-37-38
 Magill, Dick – 1927-28-29
 *Magill, W. K. (Rummy) – 1913-14-15
 (Capt.)
 Magwood, Frank – 1980-81-82
 *Major, C. W. (Dopey) –
 1913-14-15-16 (Capt.)
 Mann, Wes – 1983-84-85
 Mannella, Dave – 1979
 Manos, Pete – 1949-50-51
 Marazza, Dick – 1954-55-56
 Marion, Phil – 1964-65-66
 Marler, Macolm – 1973-74-75-76
 (Co-Capt.)
 *Marshall, L. E. – 1926
 Martin, Bob – 1946-47-48 (Co-Capt.)
 Martin, Carl – 1981
 *Martin, J. M. – 1909-10-11
 Martin, Peanut – 1972-73-75
 *Martin, W. N. – 1925-27
 Masneri, Ray – 1956-57-58
 Mass, Wayne – 1965-66-67
 Massaro, Cary – 1980-81-82
 Massengill, Wells – 1972
 Mathews, Mike – 1971
 Mathews, Ray – 1947-48-49-50
 Mathews, Tony – 1973-74
 *Mathis, A. J. – 1898
 Mathis, Bill – 1957-58-59
 *Matthews, Bill – 1915-16
 Matthews, Mack – 1960-62-63
 Mattos, Tommy – 1952-53-54
 Mauldin, Hugh – 1963-64-65
 *Maxwell, Jeff – 1896-97
 *Maxwell, John – 1902-03
 Mayberry, Bob – 1979-80-81-82
 Mayer, Charlie – 1969-70-71
 Meadowcroft, Charlie – 1963-64-65
 Meadows, Dwayne – 1984-85
 Medlin, Rick – 1967-68-69
 Meeks, Chuck – 1982
 *Mellette, F. M. – 1911
 *Melton, L. H. (Doc) – 1923-24
 Michael, Benny – 1966-67-68
 *Midkiff, Bob – 1926
 Miller, Bill – 1962
 Miller, Billy – 1943
 *Miller, Bob – 1931-32 (Capt.)
 Miller, H. E. – 1937-38
 *Miller, Jack – 1944-47-48
 Miller, Jim – 1948
 Miller, Ron – 1958
 Mills, Jeff – 1974-75
 Milton, Eldridge – 1981-83-84-85
 Milton, Fred – 1968-69-70
 *Mimms, Charlie – 1946
 Monledous, Zag – 1927-28
 Monneyham, Jack – 1949-50-51
 Montone, Neil – 1947
 Moore, Gene – 1947-48-49 (Capt.)

Moore, Ken – 1952-53-54
 Moore, Ted – 1964
 Moorer, John – 1945-46-47
 (Alt. Capt.)
 Moorer, Tom – 1938-39
 Morgan, Bobby – 1958-59
 Morgan, Lewis – 1946
 Morris, David – 1973
 Morrison, Pete – 1961
 Moss, Charlie – 1930-31-32
 *Mulherin, Eddie – 1928
 Mullen, Ray – 1965-66
 Mulligan, Wayne – 1966-67-68
 *Mullins, H. D. (Horse) – 1923-24
 Murray, Al – 1972-73-74
 Murray, John – 1978
 Myrick, Rocky – 1979

N

Nanney, Lee – 1979-80 (Capt.)
 -81 (Capt.)
 Ness, Jim – 1972-73-74 (Co-Capt.)
 Neville, J. L. – 1943
 Newell, Andy – 1985
 Newell, Mike – 1969-70
 Nimitz, H. J. (Foots) – 1916
 Nix, Eric – 1984-85
 Noelte, Dave – 1982
 Nunamacher, Jeff – 1985

O

O'Cain, Mike – 1974-75-76
 (Co-Capt.)
 O'Dell, Billy – 1953-54-55
 *O'Dell, John H. – 1918-19
 O'Dell, Wayne – 1941
 *Odom, W. F. – 1908
 O'Kurowski, Whitey – 1937-38-39
 Olson, Dave – 1958-59-60
 Olson, Harold – 1957-58-59
 Olszewski, Harry – 1965-66-67
 O'Neal, Belton (Speck) – 1920
 O'Neal, Brad – 1969-70
 Orban, Turk – 1936
 Osborne, Ronnie – 1959-60-61
 Otorubio, Adubari – 1985
 *Owens, J. C. (Susie) – 1919-20

P

Padgett, F. M. – 1918
 *Padgett, G. D. – 1931
 Padgett, Jim – 1957-58
 *Padgett, O. D. – 1928-29 (Capt.)
 Padgett, Wade – 1939-40-41 (Capt.)
 Page, Wayne – 1965-66
 Pagliei, Joe – 1953-54-55
 *Palmer, E. D. (Frog) – 1925
 Palmer, Johnny – 1963-64-65
 Paredes, Bob – 1951-54
 Parete, Anthony – 1981-82-83-84
 Parker, Ace – 1940-41
 *Parker, Harry L. – 1912-13
 Parker, Jim – 1961-62-63 (Alt. Capt.)
 Pasley, Jim – 1939-40
 Pate, Milton – 1951-52
 Patrick, Chris – 1932
 *Patterson, Gene – 1931-32
 Patton, Bob – 1949-50-51 (Capt.)
 Paulling, Bob – 1979-81-82-83
 Pavilack, Harry – 1959-60-61
 Payne, Booty – 1940-41
 Payne, Jim – 1956-57-58
 Payne, Joe – 1937-38-39 (Capt.)
 Payne, Oliver – 1936-37
 Pearce, Frank – 1963-64-65
 Pearce, Roy – 1939-40
 Pearman, Dan – 1985
 *Pearman, Fred – 1899-1900-01
 Pearson, Ben – 1937-38-39
 Peebles, Ken – 1972-73-74
 (Co-Capt.)
 *Pegues, E. S. – 1899
 Pengitore, Ken – 1971-72-73 (Capt.)
 *Pennington, Clyde – 1935
 Pennington, Curtis – 1936-37-38
 (Alt. Capt.)
 *Perry, Bill – 1911
 Perry, L. (Tom) – 1911
 Perry, Michael – 1984-85
 *Perry, Tracy – 1976-77-78-79

Perry, William – 1981-82-83 (Capt.)
 Petoskey, Ted – 1963-64
 Phillips, Harley – 1943-44
 Phillips, Jim – 1945
 Phillips, John – 1984-85
 Pickett, Edgar – 1980-81-82-83
 Pierce, Hal – 1940-41-42
 Pilot, Joe – 1958
 *Pinckney, E. H. – 1909
 *Pitts, Lewis – 1927-28
 Pleasant, Reggie – 1982-83-84
 Poe, Billy – 1944-45-46
 *Pollitzer, H. R. (Polly) – 1902
 Poole, Bob – 1961-62-63
 *Poole, R. F. (Sarg) – 1915-16
 Pope, Jamie – 1979
 Portas, Lou – 1964-65
 *Potts, R. C. (Daddy) – 1917-18-19
 Poulos, John – 1944-47-48-49
 *Pressley, E. H. (Buck) – 1912-13
 Pressley, O. K. – 1926-27-28 (Capt.)
 *Pressly, Harlan – 1927
 Price, John – 1970-71-72
 *Price, L. C. – 1925
 Priestester, Buck – 1930-31
 Priestester, Buck – 1953-54-55
 Prince, Phil – 1944-46-47-48
 (Co-Capt.)
 *Pritchett, Jess – 1937
 Pruett, Chip – 1978-79
 *Pruitt, June – 1945-46
 Proctor, Landrum – 1930-31
 Pusey, Mike – 1975

Q

Quarles, Jimmy – 1951-52
 Quick, Rodney – 1983-84-85
 Qusenbury, Sonny – 1957-58
 Quinn, Dewey – 1945-46

R

Raber, Brian – 1983-84-85
 *Radcliff, Charles – 1950-51-52
 Radford, Kevin – 1980

*Randle, E. L. (Cat) – 1913-14-15
 *Randle, M. B. (Little Cat) –
 1918-19-20
 Rankin, Gary – 1963-64
 Ratchford, Warren – 1974-76-77-78
 Ray, Thomas – 1963-64-65
 Rayburn, Lee – 1966-67-68
 *Reams, T. Jack – 1918-22
 Reed, David – 1978-79
 Reese, Archie – 1974-75-76-77
 Reese, Steve – 1982-83-84-85
 (Capt.)
 Reeves, Marion – 1971-72-73
 Rembert, Johnny – 1981-82
 *Reynolds, Clifford M. (Pete) – 1926
 Reynolds, Jim – 1945-47-48-49
 Rhinehart, Jim – 1955
 Rhodes, John – 1971-72
 Richardson, Chuckle – 1980-82-83-84
 Richardson, Cotton – 1943-44
 *Richardson, Joe – 1940
 Richardson, Mark – 1980-81-82
 Riddle, Leonard – 1943
 *Riggs, A. F. – 1897-98-99
 Riggs, Jim – 1983-84-85
 Riggs, Matt – 1985
 *Rion, Aubrey – 1939-40
 Rivers, Dalton – 1955-56
 Robbins, Butch – 1963-64
 *Robbs, C. M. – 1907-08-09 (Capt.)
 *Robinson, Charlie – 1922-23-24
 (Capt.)
 *Robinson, E. D. – 1934
 Robinson, James – 1979-80-82-83
 (Capt.)
 *Robinson, Joe – 1927
 Rodgers, George – 1950-51-52
 (Co-Capt.)
 Rogers, Bill – 1943-46
 Rogers, Billy G. – 1944-46
 Rogers, Floyd – 1965-66 (Capt.)
 *Rogers, Johnny – 1929
 *Rogers, Phil – 1965-66-67
 Rogers, Rodney – 1961-62



Kevin Mack, 1985 AFC Rookie-of-the-Year.

Rogers, Shot – 1955-56
 Rollins, Bubba – 1978
 Rome, Stan – 1975
 *Roper, T. H. (Pug) – 1918-19
 Rose, Anthony – 1979-80-81
 Rose, Chuck – 1978-79-80
 Ross, Don – 1952-53-54
 Ross, Jack – 1942-46-47
 *Rothell, Claude – 1941-42
 Roulhac, Terrance – 1983-84-85
 Rowell, Spivey – 1944
 Roy, Wallace – 1923-24-25
 Ruffner, Bo – 1965-66-67
 Ruffner, Jim – 1964
 Rushton, Gil – 1945-48-49-50
 Russell, J. A. – 1943
 Russell, Jimmy – 1976
 Rutledge, Bill – 1943
 Ryan, Steve – 1977-78

S
 *Sadler, Hope – 1902 (Capt.)
 -03 (Capt.)
 Salisbury, Tom – 1943-44-47-48
 Salley, Grady – 1928-29-30
 *Sams, Hal – 1916
 *Sanders, Al – 1935-36-37
 Sanders, Smiley – 1971-72-73
 Sandifer, Red – 1940-41
 Sanford, Chuck – 1983-84-85
 Sasser, David – 1971-72-73
 Saunders, Bo – 1945-46
 *Schilleter, W. A. (Shorty) –
 1911-12-13-14 (Capt.)
 *Schneck, J. R. – 1918-19
 Schonhar, Todd – 1985
 Schroder, F. E. – 1912
 Scott, James – 1981-82-83
 Scott, Randy – 1975 (Co-Capt.)
 1977 (Capt.)-1978 (Capt.)
 Scott, William – 1974-75
 Scrudato, Ron – 1959-60-61
 Sealy, Sonny – 1982
 Sease, Jody – 1984-85
 Sease, Tommy – 1955-56
 Seay, Pitts – 1943
 Seigler, Eddie – 1970-71-72
 *Segars, Al – 1937
 *Segars, Kent – 1936
 Sellers, Joe – 1963-65
 Setzekorn, Ken – 1984-85
 Sharpe, Bill – 1964
 Sharpe, Bob – 1938-39-40 (Capt.)
 Sharpe, Bob Jr. – 1975-76
 *Sharpe, F. J. – 1931
 *Shealy, A. S. (Shack) – 1896-97-98
 (Capt.)-99
 Shealy, Pat – 1971-72
 Shell, Bob – 1970-72-73
 Shields, John – 1968-69
 *Shingler, Lowndes – 1958-59-60
 (Co-Capt.)
 Shirley, Jim – 1950-51-52
 Shish, Paul – 1969
 *Shockley, J. A. – 1922
 Shore, Henry – 1933-34-35 (Capt.)
 Shown, Jack – 1952-53
 Shuford, Don – 1934-35-36
 Siegel, Reuben – 1929-30-31
 Siepe, Jeff – 1970-71-72
 Silver, Dennis – 1974
 Simmons, T. D. (Shag) – 1919
 Simmons, Ralph – 1937
 Simpson, Don – 1943
 Sims, David – 1977-78-79-80
 Sims, Marvin – 1977-78-79
 *Sitton, Vet – 1902-03
 Skiffey, Jim – 1962
 Smalls, Andy – 1950-52-53
 Smartt, Bill – 1944
 Smith, Bill – 1977-78-79-81
 Smith, Dennis – 1973-74-75
 (Co-Capt.)
 Smith, Glenn – 1949-50-51

Smith, Gregg – 1976
 Smith, Harold – 1959
 Smith, Jack – 1958-59
 Smith, Joey – 1979-80
 Smith, Lynn – 1979
 Smith, Matt – 1977-78-79
 Smith, Randy – 1965
 Smith, Richard – 1985
 Smith, Ronnie – 1974-75-76-77
 Smith, Sterling – 1949-50
 Smith, Thorny – 1968
 Smith, Willie – 1954-55-57
 *Snead, W. F. (Bill) – 1901
 *Snowden, Moon – 1927
 Snyder, Paul – 1957-58-59
 (Co-Capt.)
 Solomon, Homer – 1930
 Soowal, Jeff – 1976-77-78
 Southerland, Ivan – 1967-68-69
 (Capt.)
 *Sowell, Frank – 1930
 *Spearman, Jack – 1920-21 (Capt.)
 Speros, Jim – 1980
 Spooner, Bob – 1955-56-57
 Spry, David – 1983-85
 Squires, Tappey – 1969
 Stacey, Jack – 1942
 Stanford, M. C. – 1940
 Stevens, Alex – 1932-33-34
 *Stevens, R. G. – 1909
 *Stewart, J. D. – 1924
 Stewart, Watt – 1944
 Stocks, Jeff – 1971-72-73
 Stockstill, Jeff – 1980-81-82
 Stone, Don – 1973
 Stough, Tim – 1973-74-75-76
 Strayer, Phil – 1969
 Stribling, J. W. – 1913-14-15
 *Strother, Frank – 1923
 Stuckey, Jim – 1976-77-78-79
 Sublette, Dick – 1948
 *Suggs, H. L. – 1914-15
 *Sullivan, Frank – 1897-98-99
 Sultis, Jim – 1945-46-47
 *Summers, J. C. (Chuck) – 1905-06
 Sursavage, Butch – 1965-66-67
 Sursavage, Jim – 1968-69-70 (Capt.)
 Suttle, Jeff – 1980-81-82-83
 Sutton, George – 1962
 Sweatte, Johnny – 1941
 *Swetenburg, J. R. – 1920-21
 Swift, Bob – 1963
 Swing, Dale – 1982-83-84
 Swofford, Bob – 1927-28-29
 *Swygert, George – 1896-97

T
 Talley, J. H. – 1926
 Taylor, Jerry – 1961-62
 Taylor, J. W. – 1943
 *Tennant, A. B. (Dutch) – 1921-22-23-24
 Testerman, Don – 1974-75
 *Thackston, L. P. – 1917-18-19
 Thomas, Bill – 1956-57-58 (Capt.)
 Thomas, David – 1972
 Thomason, Johnny – 1955
 Thompson, Dave – 1968-69-70
 *Thompson, Doug – 1955
 *Thompson, J. W. – 1916
 Thompson, Marion – 1950-51-52
 Thompson, Oscar – 1946-47-48
 Thornton, Mark – 1978-79
 Thornton, R. E. – 1918
 Thorsland, Oscar – 1960-61-62
 Tice, Johnny – 1954
 *Tillman, Henry – 1902
 Timmerman, W. P. (Pap) – 1926-27
 Timmons, Charlie – 1939-40-41
 Tinsley, Sid – 1940-41-44 (Alt. Capt.)
 Tisdale, Charlie – 1938-39-40
 Todd, Moe – 1969
 Tolley, Charlie – 1967-69 (Capt.)
 *Tompkins, F. G. – 1896
 Tompkins, James – 1966-67-68
 Trayham, Arden – 1943

Treadwell, David – 1985
 Trembley, Jimmy – 1959
 Trexler, Bru – 1937-39
 Triplett, Danny – 1979-80-81-82
 *Trobaugh, Allen – 1938
 *Trobaugh, Earl – 1938
 Troy, Mike – 1963-64
 Trumpore, Arthur – 1943
 *Troutman, John – 1933-34-35
 *Turbeville, A. C. – 1912
 Turbeville, Horace – 1956
 Turner, Bo – 1945-46
 *Turner, H. M. (Tuck) – 1907
 *Turnipseed, Rhett – 1922
 Turpin, Bucky – 1966-67
 Tuten, Rich – 1976-77-78
 Tuttle, Perry – 1978-79-80-81 (Capt.)
 Tyler, O. J. – 1974-76
 Tyner, Mitch – 1973-74

U
 Underwood, Willie – 1977-78-79-80
 (Capt.)
 Usry, George – 1957-58-59

V
 *Valentine, Jack – 1926
 Varn, Guy – 1983
 Varn, Rex – 1976-77-78
 Vaughan, Mark – 1985
 Veronee, Jack – 1959-60-61
 *Vogel, R. T. – 1896-97

W
 Wade, Connie – 1966-67
 Wade, D. A. – 1952
 Wade, Don – 1950-51
 *Wade, Grady – 1920
 Wade, Mike – 1981
 Wagner, Larry – 1958
 Waldrep, Joe – 1964-65
 Waldrep, Perry – 1967
 Walker, Duane – 1984-85
 Walker, Henry – 1946-47
 *Walker, John E. – 1923-24-25
 *Walker, Norman – 1897-98-99
 (Capt.); 1900 (Capt.)
 *Walker, R. H. – 1909-10
 *Wall, J. E. – 1926
 Wall, Pete – 1953-55
 Wallace, Nelson – 1973-74-75-76
 Walls, Henry – 1983-84-85
 Walters, Joey – 1974-75-76
 (Co-Capt.)
 Walters, Henry – 1970-71
 Ward, Billy – 1962-63-64
 Ward, Jimmy – 1950-51-52
 Ware, Billy – 1966-67-68
 *Warr, Elza – 1926-27
 *Warren, George – 1906-07
 Washington, Jay – 1972-73
 Waters, Charlie – 1967-68-69
 Watson, Ben – 1969-70
 Watson, C. W. – 1933-34
 Watson, John – 1985
 Watson, Ronald – 1981-82-83-84
 Watts, Waldo – 1969-70
 Weaver, Billy – 1962-63
 *Webb, Clare (Tanny) –
 1911-12-13-14
 Webb, Gary – 1976-77-78
 *Webb, H. B. – 1922
 Webb, Hugh – 1940
 Webb, Jack – 1957-58
 *Webb, Mike – 1904
 Webb, Travers – 1973-75-76-77
 Weddington, Rick – 1976-77
 Weeks, Jimmy – 1975-76-77
 Weeks, Scott – 1981
 Welch, Ken – 1976-77
 *Welch, Maxcey – 1930
 Wells, Jeff – 1980-82-83-84
 Wells, Jim – 1976-77
 Wells, Jimmy – 1951-52-53

Wells, Joel – 1954-55-56 (Alt. Capt.)
 Werner, Chuck – 1966-68-69
 Werntz, Eddie – 1960-61-62
 *Werts, Rufus – 1931-32
 Wertz, J. B. – 1922-23
 West, Calvin – 1959-60-61 (Capt.)
 West, Ron – 1978
 White, Clyde – 1952-53-54 (Capt.)
 White, Harvey – 1957-58-59
 (Co-Capt.)
 *White, J. D. – 1896
 *White, W. P. – 1908-09
 Whitmire, Jim – 1943-46-47-48
 Whitten, Red – 1952-53-54
 *Wiehl, E. M. -1916
 Wiggins, Don – 1969-70
 Wiggs, Milton – 1945
 *Wild, Ormond – 1953
 *Wiles, Bill – 1935-36-37
 *Wilhite, F. T. (Rusty) – 1921
 Williams, Bobby – 1947-48-49
 *Williams, Bratton – 1923-24
 Williams, Braxton – 1982-83
 Williams, Jack – 1920-21-22
 Williams, Keith – 1983-84-85
 Williams, M.H. – 1917-19
 Williams, Pat – 1985
 Williams, Paul – 1978
 Williams, Perry – 1983-84-85
 Williams, Ray – 1983-84-85
 Williams, Rodney – 1985
 Williams, Scott – 1981-82-83-84
 *Williams, Tommie – 1904
 Williams, Tommy – 1953-54
 Williams, Toney – 1976-77-78
 Williamson, Jimmy – 1972-74-75
 (Co-Capt.)
 Willimon, Gene – 1932-33
 Willis, Albert – 1950
 *Willis, Don – 1936-37-38
 Wilson, C. C. (Red) – 1921-22-23-24
 Wilson, Jim – 1959
 Wilson, Mac – 1969-70-71
 Wilson, Ralph – 1944
 Windham, E. E. – 1907
 Windham, Kermit – 1936
 Wingo, Bill – 1973-74-75-76
 Wirth, Frank – 1970-71-72 (Capt.)
 Wise, Frank – 1972-73-74-75
 *Withers, George – 1950-51-52
 *Witsell, F. L. (Fish) – 1915-16-17
 (Capt.)
 Woodruff, Foggy – 1928-29-30
 *Woods, Charlie – 1936-37-38 (Capt.)
 Woods, Fotsie – 1941-45
 *Woods, Smith – 1903
 *Woodward, Henry – 1932-33-34
 (Capt.)
 *Woodward, H. M. (Jake) – 1909-10
 *Woodward, Jake – 1900
 Woolford, Donnell – 1985
 Wray, A. F. (Bull) – 1921-22
 Wray, Jack – 1924-25
 Wright, Charlie – 1940-41-42 (Capt.)
 Wright, Tom – 1940-41
 Wrightenberry, Earl – 1950-51-52
 Wurst, Jim – 1980-81-82
 Wyatt, Charlie – 1952-53
 Wyatt, Rick – 1977-78-79
 *Wyndham, Dumb-Dumb –
 1948-49-50
 Wyse, Fred – 1935-36-37

Y
 *Yarborough, Mule – 1929-30
 Yarbrough, Al – 1933-34-35
 Yauger, Ray – 1968-69-70 (Capt.)
 Yeomans, Ken – 1980
 Young, Eric – 1977-78-79
 Yow, Ken – 1983

Z
 Zager, Emil – 1958
 *Zeigler, F.M. – 1920-21-22
 *Deceased

Tiger Bowl Games

List of Interests

Shortest games on Clemson record (since 1968):

1. 2:05 vs. Georgia, 1977
2. 2:10 vs. Virginia, 1973
- 2:10 vs. Duke, 1972
- 2:10 vs. Georgia Tech, 1972
- 2:10 vs. Duke, 1971

1940 Cotton Bowl January 1, 1940 — Dallas, TX Clemson 6, Boston College 3

Jess Neely's last Clemson team won eight games in the regular season and had come within a blocked extra point of escaping the regular season without a loss. The 8-1 Tigers were rewarded with an invitation to play Boston College in the fourth Cotton Bowl, but Clemson first had to get permission from the Southern Conference, which they immediately granted. The 1939 season not only resulted in Clemson's first bowl appearance, but also the Tigers' first All-American, Banks McFadden.

On the last play of the first quarter, Bru Trexler punted to BC's Charlie O'Rourke, who fielded the punt on the Clemson 40 and returned it to the 13. Two running plays lost 10 yards, but on third down Frank Davis gained six. Alex Lukachik then kicked a 34-yard field goal to put the Eagles up 3-0.

Clemson's scoring drive began when McFadden returned an Eagle punt to the 33. Charlie Timmons rushed for 15 yards in two plays, and two plays after that, McFadden hit Wister Jackson with a 16-yard pass to the Eagle 20. Timmons ran the final 20 yards in three carries, but Bryant missed the extra point.

A 51-yard punt by McFadden started Boston College at its 20. The Eagles fumbled on first down and Clemson's George Fritts recovered at the 24. The Tigers could do nothing with the gift, however, as Joe Blalock fumbled after a short pass.

The game turned into a defensive struggle in the second half, although Boston College did penetrate deep into Clemson territory on two occasions. The Eagles took the opening kickoff to the Clemson 19, but a holding penalty and an incomplete pass ended the threat and BC was forced to punt.

Late in the game, the Eagles drove to the Clemson 11, but Bryant and McFadden broke up two passes and Clemson took over on downs.

McFadden effectively bottled up the Eagles other than those drives with his punting. His 45-yard average on nine kicks, including two boots for 51 and 55 yards in the second half, prevented Boston College from getting good field position, and the Clemson defense made the 6-3 score stand.

CLEMSON	0	6	0	0	—	6
BOSTON	0	3	0	0	—	3

BC—Lukachik 34 FG

CU—Timmons 2 run (Kick failed)

Att—20,000

	CU	BC
First Downs	11	9
Rushes/Yards	47-204	37-102
Passing Yardage	35	75
Total Offense	239	177
Passes	2-4-1	4-23-1
Punts	11-44.0	10-42.0
Fumbles/Lost	5-3	3-2
Penalties/Yards	8-80	9-85

Individual Rushing (Att-Yds)

CU—Timmons (27-115), Bryant (14-56), McFadden (6-33)

BC—Ananis (11-43), O'Rourke (8-41)

Individual Passing (Comp-Att-Int-Yds-TD)

CU—McFadden (2-3-0-35-0), Blalock (0-1-1-0-0)

BC—Toczowski (4-23-1-73-0)

Individual Receiving (Catches-Yds-TD)

CU—Blalock (1-19-0), Jackson (1-16-0)

1949 Gator Bowl January 1, 1949 — Jacksonville, FL Clemson 24, Missouri 23

Clemson opened the 1948 season with a 53-0 shut out of Presbyterian in the Tigers' first-ever night home game and they closed the regular season with a 20-0 blanking of The Citadel in the first game played at the Bulldogs' Johnson Hagood Stadium. In between, the Tigers shut out three more opponents and beat five others on the way to a 10-0 record, a ninth-place ranking in the polls, and an invitation to play Missouri in the fourth Gator Bowl.

Clemson kicked off, but three plays later Missouri fumbled and Clemson's Bob Martin recovered at the 19. A pass interference call gave the Tigers the ball at the one, and Fred Cone scored from there. Jack Miller added the point after and Clemson led 7-0.

Ray Mathews recovered a Missouri fumble later in the quarter to give Clemson the ball at its 35. Mathews took the next play for 26 yards and five plays later Bobby Gage passed to Martin for 19 more. Cone scored for the second time from the one, and Miller's conversion gave the Southern Conference champs a 14-0 lead.

After a kickoff, Missouri launched an 80-yard drive to score its first touchdown. Harold Entsminger capped the 13-play march with a quarterback sneak from the two. Robertson Dawson added the seventh point.



Bobby Gage quarterbacked Clemson in the 1948 Gator Bowl.

Gage was intercepted on the next Clemson drive and Wilbur Volz returned the theft to the Missouri 46. Missouri kept the ball on the ground and Entsminger carried over from the one for the score. Dawson added his second point after and the game was tied at 14.

Clemson took the second-half kickoff and used up six minutes of clock on the way to its third touchdown. Gage ran and passed for 19 yards on two separate plays and the Tigers scored on a flea-flicker pass from Cone to Gage to John Poulos in the end zone. Miller completed the 80-yard drive with his third PAT.

A Missouri punt rolled dead at the Clemson one, and after an incomplete pass, Gage threw a pass that hit the ground in the end zone and was ruled a safety. Clemson's lead was then cut to 21-16.

Clemson then launched a 11-play surge to the Missouri 12. With fourth-and-10, Miller kicked a 32-yard field goal that would prove to be the winning points.

Dave Ashley returned the kickoff to the Missouri 40, and seven plays later, halfback Richard Braznell passed to Kenneth Bounds for a 20-yard touchdown. Dawson added the point to bring Missouri within one point with five minutes left. Clemson took the kickoff and ran out the clock to preserve the win.

CLEMSON	14	0	7	3 —	24
MISSOURI	0	14	2	7 —	23
CU—Cone 1 run (Miller kick)					
CU—Cone 1 run (Miller kick)					
UM—Entsminger 2 run (Dawson kick)					
UM—Entsminger 1 run (Dawson kick)					
CU—Poulos 9 pass from Gage (Miller kick)					
UM—Safety, Gage pass grounded in end zone					
CU—Miller 32 FG					
UM—Bounds 20 pass from Braznell (Dawson kick)					
Att—35,273 (New Gator Bowl attendance record)					

	CU	UM
First Downs	19	16
Rushes/Yards	42-186	52-225
Passing Yardage	112	73
Total Offense	298	298
Passes	10-23-1	4-8-0
Punts	1-35.0	3-31.0
Fumbles/Lost	1-0	3-2
Penalties/Yards	2-10	4-42

Individual Rushing (Att-Yds)

CU—Mathews (11-73), Cone (14-72), Gage (15-25)
 UM—Entsminger (17-77), Carras (12-73), Braznell (13-57)

Individual Passing (Comp-Att-Int-Yds-TD)

CU—Gage (10-23-1-112-1)
 UM—Braznell (2-2-0-57-1), Entsminger (2-6-0-16-0)

Individual Receiving (Catches-Yds-TD)

CU—Thompson (4-48-0), Poulos (3-28-1), Martin (1-19-0)
 UM—Bounds (2-57-1), Wren (1-8-0), Sheehan (1-8-0)

1951 Orange Bowl January 1, 1951 — Miami, FL Clemson 15, Miami (FL) 14

Clemson's bid for a repeat of the 1948 perfect season ended when the Tigers had to rely on the toe of Charlie Radcliff to tie South Carolina after three season-opening shut-outs. Clemson regrouped, however, with a 13-12 win at Wake Forest and then won the remaining four games by convincing margins. The Tigers' 8-0-1 mark and second-place finish in the Southern Conference earned them a bid to play Miami, who was also undefeated at 9-0-1, in the 17th Orange Bowl.

After a scoreless first quarter, Clemson got on track with a 45-yard pass from Billy Hair to Bob Hudson that put the Tigers at the Miami one. Fred Cone capped the 76-yard drive on third down with a sweep for the score and Radcliff tacked on the extra point.

Clemson mounted a six-play, 70-yard drive in the third quarter for its second touchdown. Hair threw a 31-yard pass to Ray Mathews,



Sterling Smith saved the 1951 Orange Bowl for Clemson.

who, as the papers said, "made a circus catch with two men on his back" to move the Tigers to the Miami 28. Hair tossed a pass to Glenn Smith at the Miami seven and Smith scrambled in for the score. Radcliff's extra point try was blocked.

Miami caught fire two minutes later when Jack Delbello intercepted a pass in the Clemson end zone and returned it to the 40 and then a 10-yard penalty was assessed the Tigers for unnecessary roughness. On the next play, Frank Smith ran a reverse for 45 yards to move to the Clemson five. Harry Mallios took a pitch from quarterback Bob Schneidenbach in for the score and Gordon Watson added the conversion.

Miami went 95 yards in five plays for its second score. Ed Lutes caught a pass at midfield and rambled down to the Clemson 17 before he was stopped. On fourth down, Jack Hackett threw to Frank Smith for the score and Watson's point put Miami in the lead for the first time at 14-13.

Mallios' 80-yard punt return was called back and two clipping infractions and one unnecessary roughness penalty put Miami in a deep hole with six minutes left in the game. Frank Smith took a pitchout from Hackett, but before Smith could get out of the end zone, Sterling Smith, a second-team defensive guard for Clemson, tripped him up for a safety, and Clemson led 15-14. J. D. Wade ended the last Miami threat with an interception, and Clemson ran out the clock for the win.

CLEMSON	0	7	6	2 —	15
MIAMI (FL)	0	0	14	0 —	14

CU—Cone 1 run (Radcliff kick)
 CU—G. Smith 21 pass from Hair (Kick blocked)
 UM—Mallios 5 run (Watson kick)
 UM—F. Smith 17 pass from Hackett (Watson kick)
 CU—Safety, F. Smith tackled in end zone by S. Smith
 Att—65,181

	CU	UM
First Downs	19	7
Rushes/Yards	57-152	31-122
Passing Yardage	178	100
Total Offense	330	222
Passes	9-18-3	5-15-4
Punts	4-30.0	5-40.2
Fumbles/Lost	3-1	0-0
Penalties/Yards	2-20	5-55

Individual Rushing (Att-Yds)

CU—Cone (31-81), Hair (10-48), Calvert (7-29)
 UM—F. Smith (15-87), Mallios (9-25), Czapinski (2-6)

Individual Passing (Comp-Att-Int-Yds-TD)

CU—Hair (9-16-3-178-1), Calvert (0-1-0-0-0), Mathews (0-1-0-0-0)
 UM—Schneidenbach (3-9-3-78-0), Hackett (1-5-1-17-1)

Individual Receiving (Catches-Yds-TD)

CU—G. Smith (6-93-1), Hudson (1-46-0), Mathews (2-39-0)
 UM—Lutes (1-78-0), F. Smith (2-19-1), Mallios (1-(-2)-0)

1952 Gator Bowl January 1, 1952 — Jacksonville, FL Miami (FL) 14, Clemson 0

Clemson won the first three games of the 1951 season as well as the last four. In between, however, the Tigers dropped games to Pacific and South Carolina on the road. The Gator Bowl Committee invited Clemson with its 7-2 record to play Miami (FL) in a rematch of the 1951 Orange Bowl, but the Southern Conference had decided to ban its teams from any bowl competition that season. Clemson and Maryland accepted bowl bids anyway, and were prohibited from playing any other conference team except each other the next year.

The Tigers opened the game with a bang as Billy Hair took Elmer Tremont's kickoff and returned it 72 yards to the Miami 26, but Clemson could only make six yards in four downs and the Tigers turned the ball over.

After an exchange of punts, Miami mounted an 82-yard drive to score the game's first touchdown. The drive was highlighted by quarterback Jack Hackett's only two passes of the game — a 15-yarder to Frank McDonald and a 40-yard throw to Ed Lutes. Two plays later, fullback Harry Mallios took the pitch and ran 11 yards for the score. Tremont added the extra point and Miami led 7-0.

Miami defensive back Jim Dooley intercepted the first of four passes to kill the Clemson drive at the Miami 15. Clemson got the ball back after a punt, but on fourth down, defensive end Leo Martin blocked Hair's punt at the Clemson 32. Mallios converted twice on fourth down to keep the drive going and he scored from two yards out. Tremont converted again and Miami had all the points it needed.

The Clemson defense turned stingy in the second half, as the Tigers did not allow Miami to penetrate their 35 and the Hurricane did not gain another first down. The Clemson offense moved well, but a fumble at the Miami 18 and three Dooley interceptions inside the 20 kept Clemson off the scoreboard as Miami handed the Tigers their first bowl loss in four tries.

CLEMSON	0	0	0	0	—	0
MIAMI (FL)	7	7	0	0	—	14
UM—Mallios 11 run (Tremont kick)						
UM—Mallios 2 run (Tremont kick)						
Att—37,208						

	CU	UM
First Downs	14	5
Rushes/Yards	44-145	50-119
Passing Yardage	88	55
Total Offense	233	174
Passes	6-20-4	2-2-0
Punts	4-30.5	9-44.4
Fumbles/Lost	0-1	0-0
Penalties/Yards	0-0	4-30

Individual Rushing (Att-Yds)

CU—Gressette (16-64), Hair (12-35), Shirley (7-33)
UM—Mallios (20-50), Bow (13-33), Dooley (8-18)

Individual Passing (Comp-Att-Int-Yds-TD)

CU—Hair (6-20-4-88-0)
UM—Hackett (2-2-0-55-0)

Individual Receiving (Catches-Yds-TD)

CU—Smith (4-55-0), Kempson (1-31-0), Gressette (1-2-0)
UM—Lutes (1-40-0), McDonald (1-15-0)

1957 Orange Bowl

January 1, 1957 — Miami, FL
Colorado 27, Clemson 21

Clemson claimed its first Atlantic Coast Conference championship in 1956 on the strength of a 4-0-1 league mark. The Tigers were 7-1-2 overall and were a surprise choice to participate in the 22nd Orange Bowl, as only three weeks before their selection, the Tigers had been shut out by Miami, 21-0, in the same stadium. Colorado, which was 7-2-1 and the Big-Seven runnerup, was chosen as Clemson's opponent.

After a scoreless first quarter, Colorado got on track with a seven-play, 75-yard drive. The Buffaloes' catalyst was a 26-yard run by Bob Stransky that moved the ball to the Clemson 23. Four plays later, John "The Beast" Bayuk scored from the two. Ellwin Indorf added the point after.

Stransky intercepted an errant Charlie Bussey pass at the Clemson 46 and returned it to the 10 to spark Colorado's second score. Boyd Dowler, who later starred with the Packers, scored from six yards out two plays later. Howard Cook added the conversion and Colorado led 14-0.

Colorado's Frank Clarke partially blocked Horace Turbeville's punt on the next Clemson drive and the Buffaloes recovered on the Clemson 26. Cook then went wide right and scored on the next play, but he missed the extra point.

Trailing 20-0, Clemson coach Frank Howard told his players that he would resign if they did not play any better in the second half. Having been sufficiently shaken, Clemson came out of the locker room and marched 69 yards in 15 plays to score on Joel Wells' three-yard run. Bussey's extra point try was good.

After a Colorado punt, Clemson moved to the 29 on Bob Spooner's two runs. Three plays later, Wells ran 58 yards on a counter trap off the belly for the Tigers' second score. Bussey's point after made the score 20-14 Colorado.

Clemson recovered the onside kick, but the Tigers were forced to punt four plays later. Colorado then fumbled at its 11 and Tommy Sease recovered for the Tigers at the 10. Spooner, who had been the workhorse on the first scoring drive, carried the ball over from the one, and with Bussey's third extra point, Clemson led for the first time at 21-20, with 11:22 to go.

Although leading, Bussey attempted a second onside kick. Colorado recovered and marched 53 yards in eight plays to go ahead for good on Bayuk's one-yard plunge. Indorf kicked the extra point and the Buffaloes led 27-21. The two teams traded turnovers, and Colorado ran out the clock.

CLEMSON	0	0	14	7	—	21
COLORADO	0	20	0	7	—	27
UC—Bayuk 2 run (Indorf kick)						
UC—Dowler 6 run (Cook kick)						

UC—Cook 26 run (Kick failed)
CU—Wells 3 run (Bussey kick)
CU—Wells 58 run (Bussey kick)
CU—Spooner 1 run (Bussey kick)
UC—Bayuk 1 run (Indorf kick)
Att—72,552

	CU	UC
First Downs	14	16
Rushes/Yards	60-217	52-279
Passing Yardage	25	27
Total Offense	242	306
Passes	4-9-2	2-4-0
Punts	7-37.8	5-36.6
Fumbles/Lost	0-0	8-3
Penalties/Yards	4-40	5-55

Individual Rushing (Att-Yds)

CU—Wells (18-125), Spooner (18-65), Hayes (9-28)
UC—Bayuk (23-121), Stransky (7-59), Dove (6-36)

Individual Passing (Comp-Att-Int-Yds-TD)

CU—Bussey (3-8-2-9-0), Turbeville (1-1-0-16-0)
UC—Morley (1-1-0-18-0), Stransky (1-1-0-9-0), Dowler (0-1-0-0-0)

Individual Receiving (Catches-Yds-TD)

CU—Lawrence (1-16-0), W. Smith (1-16-0), Horne (2-(-7)-0)
UC—Clark (1-18-0), Dowler (1-9-0)

1959 Sugar Bowl

January 1, 1959 — New Orleans, LA
LSU 7, Clemson 0

South Carolina, who had been shut out by Clemson the previous two years, scored 20 second half points to take 26-6 win over Frank Howard's 1958 team. The only other blemish on the ACC Champions' 8-2 regular season record was a 13-0 loss at Georgia Tech. For their efforts, the Tigers were invited to play the nation's number-one team, Louisiana State, in the 25th Sugar Bowl.

LSU drove deep into Clemson territory three times in the first half, but two fumbles and a thwarted fake field goal killed the drives. Clemson could do no better, though, as none of its six drives went past midfield.

Clemson moved to the LSU 27 on its first drive of the second half, but a fumble gave the ball back to the other set of Tigers. On Clemson's next possession, however, LSU got the break it had been looking for. On fourth down, the ball slipped out of snapper Paul Snyder's hands and hit up-man Doug Cline in the leg and Duane Leopard recovered for LSU at the Clemson 11.

LSU picked up two yards on its first three tries, but on fourth down halfback Billy Cannon hit tight end Mickey Mangham in the corner of the end zone for the only score of the game. Cannon kicked the extra point and LSU led 7-0.

Clemson had one last chance late in the fourth quarter. The Tigers started at their 17 and 17 plays later were on the LSU 28, but Harvey White's fourth down pass to George Usry was incomplete. LSU took over on downs and ran out the clock.

CLEMSON	0	0	0	0	—	0
LSU	0	0	7	0	—	7
LSU—Mangham 9 pass from Cannon (Cannon kick)						
Att—82,000						

	CU	LSU
First Downs	12	9
Rushes/Yards	64-168	37-114
Passing Yardage	23	68
Total Offense	191	182
Passes	2-4-0	4-11-0
Punts	6-29.7	6-41.6
Fumbles/Lost	3-2	4-2
Penalties/Yards	2-20	5-35

Individual Rushing (Att-Yds)


CU—Hayes (17-55), Usry (10-29), Morgan (10-28)
LSU—Cannon (13-51), Davis (2-17), Brodnax (3-17)

Individual Passing (Comp-Att-Int-Yds-TD-Long)

CU—White (1-3-0-11-0-11), Shingler (1-1-0-12-0-12)
LSU—Rabb (2-7-0-33-0-24), Matherne (1-3-0-26-0-26), Cannon (1-1-0-9-1-9)

Individual Receiving (Catches-Yds-TD-Long)

CU—Cox (1-12-0-12), Anderson (1-11-0-11)
LSU—Mangham (2-33-1-24), McClain (1-26-0-26), Cannon (1-9-0-9)



Ron Scrudato scored Clemson's last touchdown against TCU in the 1959 Bluebonnet Bowl.

1959 Bluebonnet Bowl December 19, 1959 — Houston, TX Clemson 23, Texas Christian 7

The 1959 season was one of firsts, lasts, and other milestones. Clemson won the last "Big Thursday" game with archrival South Carolina, 27-0, one of five opponents the Tigers would whitewash, the second-highest shutout total in a Clemson season. The 9-2 team was Clemson's third ACC Championship unit, and Frank Howard's last bowl team. After the season-ending win over Furman, Clemson was invited to play Texas Christian in the inaugural Bluebonnet Bowl, which would be the Tigers' second post-season appearance in the calendar year of 1959. The 23-7 win over the Horned Frogs was Clemson's 300th football victory.

Alternate quarterback Lowndes Shingler guided Clemson on a 12-play, 63-yard drive to the TCU five, but the Tigers stalled. Lon Armstrong hit on a 22-yard field goal as the second quarter started to put Clemson up 3-0.

Not to be outdone, TCU second-stringer Donald George moved his team on a 12-play, 63-yard drive to the Clemson end zone. The Horned Frogs scored the go-ahead touchdown on a 19-yard half-back pass from Jack Reding to Harry Moreland.

Neither team scored in the third quarter, but Clemson did drive to the TCU 29 midway through the period. Harvey White's fourth-down pass to George Usry was just one yard short of the needed first down and TCU took over.

Clemson got pass-happy in the final 15 minutes and scored two touchdowns to put the Tigers ahead. With a third-and-18 situation at the Clemson 32, White threw to end Gary Barnes who caught the ball at midfield and sprinted in for one score. After an interception, Shingler threw to Tommy King coming across the middle for a 23-yard touchdown, but Shingler's point after was wide and Clemson led 16-7.

Clemson returned to its running game for its final scoring drive late in the quarter. Shingler, Doug Daigneault, and Ron Scrudato moved the Tigers from their 37 to the TCU one and Scrudato ran off right tackle for the score. Armstrong's kick put the game out of TCU's reach and it capped a 20-point fourth quarter for the Tigers.

CLEMSON	0	3	0	20	—	23
TCU	0	7	0	0	—	7

CU—Armstrong 22 FG

TCU—Moreland 19 pass from Reding (Dodson kick)

CU—Barnes 68 pass from White (Armstrong kick)

CU—King 23 pass from Shingler (Kick failed)

CU—Scrudato 1 run (Armstrong kick)

Att—55,000

	CU	TCU
First Downs	16	12
Rushes/Yards	54-203	39-89
Passing Yardage	103	70
Total Offense	306	159
Passes	6-13-4	7-17-1
Punts	3-37.0	5-32.0
Fumbles/Lost	3-1	1-0
Penalties/Yards	3-23	5-35

Individual Rushing (Att-Yards)

CU—Shingler (3-65), Daigneault (12-50), Cline (9-33)

TCU—Spikes (11-33), Harris (8-29), Moreland (7-18)

Individual Passing (Comp-Att-Int-Yds-TD-Long)

CU—White (4-9-1-69-1-68), Shingler (2-4-0-34-1-23)

TCU—George (3-7-2-37-0-18), Dawson (2-4-1-4-0-7), Sledge (1-3-1-10-0-10)

Individual Receiving (Catches-Yds-TD-Long)

CU—Barnes (1-68-1-68), King (1-23-1-23), Usry (2-5-0-6)

TCU—Moreland (2-37-1-19), Harris (2-17-0-10), Meyer (1-14-0-14)

1977 Gator Bowl December 30, 1977 — Jacksonville, FL Pittsburgh 34, Clemson 3

Clemson resurfaced in the national spotlight in 1977 after winning eight games and making their first bowl appearance in 18 years. First-year coach Charley Pell guided his team to a 7-6 win at Georgia, a near-upset of eventual National Champion Notre Dame at home, and had come within an extra point of claiming the ACC Championship. After Jerry Butler's twisting, diving catch in the end zone beat South Carolina, Clemson accepted the invitation to play defending National Champion Pittsburgh in the 33rd annual Gator Bowl.

Clemson won the opening coin toss, but that was to be the only thing the Tigers would win that night as the Matt Cavanaugh-led Panthers scored six of the 12 times they had the ball, set seven Gator Bowl records, and handed the Tigers one of their 25 worst defeats in history.

Cavanaugh threw four touchdown passes (three to fullback Elliott Walker), passed for a Clemson opponent record 387 yards and accounted for 402 yards in total offense. If that was not enough, the Pitt defense stymied the Clemson offense all night by keeping Steve Fuller & Company bottled up or causing turnovers when the Tigers offense did get on track.

Pitt was leading 17-0 when the Tigers began their only scoring drive early in the second quarter. Fuller mixed passes to Anthony King and Butler with runs by Ken Callicutt to move to the Pitt 32. The drive bogged down and Obed Ariri hit on a 49-yard field goal which set the Gator Bowl record for distance.

Although the Tigers were out-classed by Pittsburgh, the 1977 appearance in the Gator Bowl was the start of a new era of football prowess for Clemson.

CLEMSON	0	3	0	0	—	3
PITT	10	7	7	10	—	34

UP—E. Walker 39 pass from Cavanaugh (Schubert kick)

UP—Schubert 24 FG

UP—E. Walker 10 pass from Cavanaugh (Schubert kick)
 CU—Ariri 49 FG
 UP—Jones 10 pass from Cavanaugh (Schubert kick)
 UP—Schubert 21 FG
 UP—E. Walker 25 pass from Cavanaugh (Trout kick)
 Att—72,289 (New Gator Bowl attendance record)

	CU	UP
First Downs	14	30
Rushes/Yards	36-110	51-179
Passing Yardage	158	387
Total Offense	268	566
Passes	10-23-4	23-37-1
Punts	4-33.3	3-43.5
Fumbles/Lost	1-0	5-1
Penalties/Yards	3-24	10-91

Individual Rushing (Att-Yds)

CU—Fuller (13-34), Callicutt (7-32), Perry (4-22)
 UP—E. Walker (15-53), Hawkins (2-43), Heath (3-23)

Individual Passing (Comp-Att-Int-Yds-TD-Long)

CU—Fuller (10-23-4-158-0-46)
 UP—Cavanaugh (23-36-0-387-4-41), Heath (0-1-1-0-0-0)

Individual Receiving (Catches-Yds-TD-Long)

CU—Butler (4-64-0-22), Weddington (2-57-0-46),
 King (3-30-0-15)
 UP—Jones (10-163-1-41), E. Walker (6-121-3-39),
 Reutersham (5-74-0-22)

1978 Gator Bowl

December 29, 1978 — Jacksonville, FL
Clemson 17, Ohio State 15

The Clemson team of 1978 was notable for many reasons, and not the least of which was a 17-15 victory over Ohio State in the Gator Bowl. The '78 team won 11 games (eight by convincing margins), had the nation's longest winning streak after the bowl game, changed head coaches 19 days before the Gator Bowl, and ended the coaching career of Woody Hayes.

The first quarter of new Clemson coach Danny Ford's first game was scoreless, although Ohio State had been stopped at the Clemson one-yard line on a fourth down play.

The second quarter was unusual in that there were four possessions in the stanza and each team scored twice. Ohio State drove to the Clemson nine on the passing of Art Schlichter, but the Buckeyes had to settle for Bob Atha's 27-yard field goal.

Clemson quarterback Steve Fuller engineered an impressive 80-yard, 15-play drive after the kickoff. Staying mostly on the ground, Fuller, himself, ran around left end from four yards out to give Clemson the lead. Obed Ariri's point after made the score 7-3.

Schlichter duplicated Fuller's feat nine plays later, but Clemson right end Steve Gibbs blocked Vlade Janakiewski's extra point try, leaving Ohio State in the lead, 9-7.

Clemson got the ball back with 1:15 remaining in the quarter and Fuller passed his way to the Buckeye 30. With only five seconds left, Ariri hit a 47-yard field goal that gave the Tigers a 10-9 lead at halftime.

Clemson scored the only points of the third quarter as the running combination of Fuller, Marvin Sims, and Warren Ratchford ground out 83 yards in 18 plays. Cliff Austin went the final yard for the score, and Ariri's conversion gave Clemson a 17-9 cushion.

With 8:11 left in the game, Schlichter scored his second touchdown to bring Ohio State within two points. Jim Stuckey tackled Schlichter on a sweep to prevent the two-point play, and Clemson still led at 17-15.

Ohio State mounted one final drive, but an interception by second-team middle guard Charlie Bauman (the only theft of his four-year career) killed the drive. Bauman was run out-of-bounds on the Ohio State sideline, and Buckeye coach Woody Hayes swung at the Clemson player. Consecutive unsportsmanlike conduct penalties gave Clemson excellent field position, and Fuller was able to run out the clock, giving Clemson its first win over a Big Ten team.

CLEMSON	0	10	7	0	—	17
OHIO ST.	0	9	0	6	—	15

OSU—Atha 27 FG

CU—Fuller 4 run (Ariri kick)

OSU—Schlichter 4 run (Kick blocked)

CU—Ariri 47 FG

CU—Austin 1 run (Ariri kick)

OSU—Schlichter 1 run (Run failed)

Att—72,011

	CU	OSU
First Downs	20	16
Rushes/Yards	60-207	44-150
Passing Yardage	123	205
Total Offense	330	355
Passes	9-20-0	16-20-1
Punts	6-38.3	4-41.5
Fumbles/Lost	5-1	1-0
Penalties/Yards	7-65	7-83

Individual Rushing (Att-Yds)

CU—Perry (14-54), Ratchford (10-54), Fuller (17-38)
 OSU—Schlichter (18-70), Springs (10-42), Campbell (11-26)

Individual Passing (Comp-Att-Int-Yds-TD-Long)

CU—Fuller (9-20-0-123-0-28)
 OSU—Schlichter (16-20-1-205-0-37)

Individual Receiving (Catches-Yds-TD-Long)

CU—Butler (4-44-0-17), Tuttle (3-41-0-20),
 Clark (1-28-0-28)
 OSU—Barwig (2-51-0-34), Hunter (2-49-0-37),
 Donley (3-44-0-34)

1979 Peach Bowl

December 31, 1979 — Atlanta, GA
Baylor 24, Clemson 18

Clemson made its third consecutive bowl appearance in 1979 after an 8-3 season. The year included a 19-10 win over Gator Bowl-bound North Carolina and a dramatic, come-from-behind 16-10 victory at Notre Dame. The 1979 season was also Danny Ford's first full campaign as head coach.

The Tigers got on the board first with an eight-play, 66-yard drive highlighted by Billy Lott's 27-yard pass to Lester Brown. Brown scored two plays later on a one-yard dive over the middle and Obed Ariri's point after made the score 7-0 midway through the first period.

Baylor took the lead on two second-quarter touchdown passes from Mike Brannon to Bo Taylor and Robert Holt. Robert Bledsoe converted after both scores and the Southwest Conference representatives led 14-7 at intermission.

Clemson took the second half kickoff and a combination of runs by Lott, Brown, and Tracy Perry took the Tigers to the Baylor 22. The drive stalled there and Ariri's 40-yard field goal narrowed the margin to 14-10.

Quarterback Mickey Elam led Baylor on a 64-yard field goal drive after the kickoff, and he later threw a seven-yard touchdown to Raymond Cockrell to push the Bears' lead to 24-10.

Andy Headen began Clemson's furious comeback with a blocked punt that was recovered by James Robinson at the Baylor one. Chuck McSwain scored with 20 seconds left in the game and Lott passed to Jeff McCall for the two-point conversion. Headen recovered the ensuing onside kick, and Lott completed a 30-yard pass to Perry Tuttle to move the Tigers to the Baylor 33. An interception killed the winning touchdown drive, however, and Baylor ran out the remaining second for the win.

CLEMSON	7	0	3	8	—	18
BAYLOR	0	14	10	0	—	24

CU—L. Brown 1 run (Ariri kick)

BU—Taylor 3 pass from Brannon (Bledsoe kick)

BU—Holt 24 pass from Brannon (Bledsoe kick)

CU—Ariri 40 FG

BU—Bledsoe 29 FG

BU—Cockrell 7 pass from Elam (Bledsoe kick)

CU—McSwain 1 run (McCall pass from Lott)

Att—57,731

	CU	BU
First Downs	20	11
Rushes/Yards	51-67	45-62
Passing Yardage	213	172
Total Offense	280	234
Passes	17-34-3	8-17-0
Punts	9-31.5	9-40.7
Fumbles/Lost	1-0	4-2
Penalties/Yards	7-47	4-30

Individual Rushing (Att-Yds)

CU—L. Brown (25-76), Perry (5-28), M. Sims (3-15)
 BU—Abercrombie (12-32), Elam (7-13), Brannon (6-12)

Individual Passing (Comp-Att-Int-Yds-TD-Long)

CU—Lott (17-34-3-213-0-27)

BU—Elam (4-11-0-86-1-63), Brannon (4-6-0-86-2-31)

Individual Receiving (Catches-Yds-TD-Long)

CU—Tuttle (8-108-0-30), Gaillard (4-48-0-17),
Brown (3-43-0-27)

BU—Abercrombie (1-63-0-63), Holt (2-52-1-28),
Taylor (2-34-1-31)

1982 Orange Bowl
January 1, 1982 — Miami, FL
Clemson 22, Nebraska 15

After 86 years of playing football, Clemson claimed its first National Championship with a 22-15 win over perennial Big Eight power Nebraska in the 48th Orange Bowl. After a 13-3 win over 1980 National Champion Georgia at home, the Tigers worked their way to the number-one ranking in both wire service polls by season's end. The win over the Cornhuskers gave Clemson the national title and its third perfect season in history.

Nebraska took the kickoff, but three plays later, Tiger middle guard William Devane recovered a Mark Mauer fumble at the Nebraska 33. Quarterback Homer Jordan drove Clemson to the Nebraska 27 before the drive stalled, and Donald Igwebuike drilled a 41-yard field goal to put the ACC Champions up, 3-0.

Nebraska came right back, however, as the Big Eight title holder drove 69 yards in eight plays to score on a 25-yard halfback pass from Mike Rozier to Anthony Steels. Kevin Seibel's extra point gave Nebraska the lead at 7-3 with 6:43 to go in the first quarter.

After an exchange of punts, the Clemson offense moved from the Nebraska 42 to the 21 to set up Igwebuike's second field goal. The 37-yard boot narrowed the score to 7-6.

A second-quarter Phil Bates fumble gave Clemson the ball at the Nebraska 27, and the running combination of Jordan, Kevin Mack, and Cliff Austin moved the ball to the Cornhusker two. Austin, who had been stuck in the hotel elevator for two hours earlier in the day, scampered in for the score that gave Clemson a lead it would not relinquish.

On its second possession of the second half, Clemson drove 75 yards in 12 plays to score its final touchdown of the night, a 13-yard pass from Jordan to All-America receiver Perry Tuttle in the corner of the end zone. For Tuttle, it was his eighth touchdown grab of the season, which set a school record. Bob Paulling's extra point put the Tigers ahead, 19-7.

After Billy Davis' 47-yard punt return, Jordan moved the Tigers to the Nebraska 20, where Igwebuike kicked a 36-yard field goal, his third of the evening, to put Clemson ahead 22-7 with two-and-a-half minutes left in the third stanza.

Nebraska was down but not out, though. After a near-interception by Jeff Davis, Mauer engineered an eight-play, 69-yard drive that was capped by a 26-yard run by Roger Craig. After a penalty, Craig ran in the two-point conversion from eight yards out to close the gap to 22-15 with nine minutes to play.

The Clemson defense shut down the Big Red on their final extended drive and the offense held on to the ball for nearly five-and-a-half minutes to run down the clock to six seconds. Andy Headen deflected Mauer's desperation pass to preserve the win and the championship for Clemson.

CLEMSON	6	6	10	0	—	22
NEBRASKA	7	0	0	8	—	15

CU—Igwebuike 41 FG

UN—Steels 25 pass from Rozier (Seibel kick)

CU—Igwebuike 37 FG

CU—Austin 2 run (Pass failed)

CU—Tuttle 13 pass from Jordan (Paulling kick)

CU—Igwebuike 36 FG

UN—Craig 26 run (Craig run)

Att—72,748

	CU	UN
First Downs	17	13
Rushes/Yards	52-155	40-193
Passing Yardage	134	63
Total Offense	289	256
Passes	11-22-1	6-17-0
Punts	4-45.8	6-43.0
Fumbles/Lost	3-0	3-2
Penalties/Yards	7-57	8-64

Individual Rushing (Att-Yds)

CU—McCall (12-48), Jordan (16-46), C. McSwain (12-24)

UN—Craig (10-87), Rozier (15-75), Bates (6-24)

Individual Passing (Comp-Att-Int-Yds-TD-Long)

CU—Jordan (11-22-1-134-1-42)

UN—Mauer (5-15-0-38-0-13), Rozier (1-1-0-25-1-25),
Fryar (0-1-0-0-0)

Individual Receiving (Catches-Yds-TD-Long)

CU—Tuttle (5-56-1-16), Magwood (1-42-0-42),
Gaillard (3-26-0-16)

UN—Steels (1-25-1-25), Brown (1-13-0-13),
Rozier (1-11-0-11)

1985 Independence Bowl
December 21, 1985 — Shreveport, LA
Minnesota 20, Clemson 13

Clemson met a Big 10 school for only the second time in history when it faced Minnesota in the Independence Bowl. It was an interesting matchup of teams that enjoy moving the ball on the ground, as both clubs gained over 200 rushing yards in the contest. The team with the higher rushing total prevailed, a fact that was easily predictable, as the Gophers churned out 257 yards rushing in a 20-13 Minnesota win.

Clemson held a 13-10 lead heading into the fourth quarter, but for the fifth time in the last 13 games the Tigers could not hold the fourth-period lead. Valdez Baylor scored on a one-yard run with 4:56 left to give Minnesota a final ledger of 7-5. Clemson mounted a final drive in the last few minutes and advanced to the Minnesota 31, but a fourth-down pass for Ray Williams was overthrown.

Kenny Flowers had another outstanding day for the Tigers with a career high 148 yards, including a 32-yard run. It was his seventh one-hundred yard day of the year, his sixth century game in the last seven contests. Ray Williams caught five passes for 58 yards, while Terrance Roulhac had 63 yards in receptions and 90 yards in kickoff returns. Another wide receiver, Keith Jennings, scored Clemson's only touchdown when he caught a three-yard pass from Stacey Driver in the third period.

Henry Walls led Clemson defensively with 13 tackles, while A.J. Johnson was outstanding in the secondary with seven stops. Dwayne Meadows established a new career high with 13 stops from his defensive line position.

Clemson	0	6	7	0	13
Minnesota	3	7	0	10	20

Mn—Lohmiller 22 FG, 9:02 (1st)

Mn—Anderson 9 pass from Foggie (Lohmiller Kick), 13:28 (2nd)

CU—Treadwell 39 FG, 9:48 (2nd)

CU—Treadwell 21 FG, :14 (2nd)

CU—Jennings 3 pass from Driver (Treadwell Kick), 7:25 (3rd)

Mn—Lohmiller 19 FG, 10:45 (4th)

Mn—Baylor 1 run (Lohmiller Kick), 4:56 (4th)

	CU	MN
First Downs	18	20
Rushes/Yards	48-211	55-257
Passing Yardage	162	123
Total Offense	373	380
Passes	10-29-1	9-22-0
Punts	4-41.5	6-37.5
Fumbles/Lost	5-3	1-1
Penalties/Yards	5-51	7-55

Individual Rushing (Att-Yds)

CU—Flowers (27-148), Driver (13-37), Rod Williams (5-12)

Mn—Baylor (13-98), Puk (15-69), Foggie (18-60)

Individual Passing (Comp-Att-Int-Yds-TD-Long)

CU—Rod Williams (9-23-1-159-0-48), Driver (1-3-0-3-1-3), Anderson (0-2-0-0-0-0), Ray Williams (0-1-0-0-0-0)

Mn—Foggie (9-22-0-123-1-27)

Individual Receiving (Rec-Yds-TD-Long)

CU—Ray Williams (5-58-0-21), Jennings (3-41-1-21), Roulhac (2-63-0-21)

Mn—Anderson (4-34-1-10), Otto (2-31-0-22), Couch (2-41-0-27)

Tigers in the Pros

List of Interests

Assistant Coaches who have been at Clemson the longest (includes time as part-time coach):

1. Bob Jones, 39 years
2. Banks McFadden, 25 years
3. Goat McMillan, 24 years
4. Bob Smith, 21 years
- Don Wade, 21 years**
6. Whitey Jordan, 14 years
7. Rock Norman, 12 years

CLEMSON PLAYERS IN PRO FOOTBALL

*Still Active

(Seasons by season, not calendar year)

- ARIRI, OBED (1980) – Kicker, 1983 Washington Federals (USFL); 1984, Tampa Bay Buccaneers
- *AUSTIN, CLIFF (1982) – Back, 1983-1984, New Orleans Saints; 1984-Present, Atlanta Falcons
- BALDWIN, BOB (1964) – Back, 1966-67 Baltimore Colts
- BARNES, GARY (1961) – End, 1962-63 Green Bay Packers; 1963 Dallas Cowboys; 1964 Chicago Bears; 1966-67 Atlanta Falcons; first player signed and scored first points by a Falcon
- *BENISH, DAN (1982) – Def. Tackle, 1983-Present, Atlanta Falcons.
- *BOSTIC, JEFF (1979) – Center, 1980-Present, Washington Redskins; 1983 Super Bowl winner
- *BOSTIC, JOE (1978) – Guard, 1979-Present, St. Louis Cardinals
- BROOKS, JONATHAN (1978) – LB, 1979 Detroit Lions; 1980 Atlanta Falcons; 1983-84, Philadelphia Stars (USFL); 1984 USFL Champions
- *BROWN, LESTER (1979) – TB, 1980-81, Saskatchewan Roughriders; 1983, Montreal Concordes; 1984-Present, Toronto Argonauts.
- *BRYANT, JEFF (1981) – DT, 1982-Present, Seattle Seahawks, 1st Round Draft Choice, 6th Player Chosen
- *BUTLER, JERRY (1978) – WR, 1979-Present, Buffalo Bills; AFC offensive Rookie of the Year; 1st round draft choice, fifth player chosen
- CAGLE, JOHN (1968) – DT-LB-G, 1969 Boston Patriots
- CALLICUTT, KEN (1977) – Back, 1978-1982, Detroit Lions
- CHUY, DON (1962) – Guard, 1963-68, Los Angeles Rams; 1969 Philadelphia Eagles
- CLARK, BRIAN (1981) – Guard, 1982, Denver Broncos
- *CLARK, DWIGHT (1978) – WR, 1979-Present, San Francisco 49ers; led NFC in receiving, 1981-82; Super Bowl Champions, 1981 and 1984; NFL Pro Bowl, 1982-83
- CLINE, DOUG (1959) – LB, 1960-66 Houston Oilers; 1966 San Diego Chargers
- CONE, FRED (1950) – Back-Kicker, 1951-57 Green Bay Packers; 1960 Dallas Cowboys; 1955 NFL Field Goal Leader
- CORDILEONE, LOU (1959) – DE-DT-OG, 1960 New York Giants; 1961 San Francisco 49ers; 1962 Los Angeles Rams; 1962-63 Pittsburgh Steelers; 1967-68 New Orleans Saints; 1st Round Draft Choice



Steve Fuller, now with the World Champion Chicago Bears, was a 1979 first-round draft choice.

- *CUNNINGHAM, BENNIE (1975) – TE, 1976-85, Pittsburgh Steelers; 1st Round Draft Choice; 28th Player Chosen; 1978-79 Super Bowl Winner
- DAIGNEAULT, DOUG (1959) – Back, 1960-63 Ottawa Rough Riders; 1964-65 Winnipeg Blue Bombers
- DAVIS, BILLY (1983) – LB, 1984, St. Louis Cardinals
- *DAVIS, JEFF (1981) – LB, 1982-Present Tampa Bay Bucs
- *DAVIS, TY (1984) – CB, 1985-Present, New York Giants
- DIGGS, BUBBA (1981) – TE, 1983 Washington Federals (USFL)
- DOLCE, CHRIS (1979) – Guard, 1983 Washington Federals (USFL)
- DUKES, MIKE (1958) – LB, 1960-63 Houston Oilers; 1964-65 Boston Patriots; 1965 New York Jets
- *DUNN, K.D. (1984) – TE, 1985-Present, Tampa Bay Bucs
- DURHAM, STEVE (1980) – DE, 1982 Baltimore Colts
- EPPE, ROY (1977) – DB, 1983 Tampa Bay Bandits (USFL); Arizona Wranglers (USFL)
- *FARR, JAMES (1983) – OG 1984 Washington Federals (USFL), 1985-Present Orlando Renegades (USFL)
- FRITTS, GEORGE (1941) – Tackle, 1945 Philadelphia Eagles
- *FULLER, STEVE (1978) – QB, 1979-1983, Kansas City Chiefs; 1983, Los Angeles Rams; 1984-Present, Chicago Bears; 1st Round Draft Choice, 23rd Player Chosen; 1985 Super Bowl Champion
- GAGE, BOBBY (1948) – Back, 1949-50, Pittsburgh Steelers; 1st Round Draft Choice
- HALL, HOLLIS (1981) – DB, 1983 Arizona Wranglers (USFL); 1984 Houston Gamblers (USFL); First pick of San Diego Chargers, 1982 draft.
- *HATCHER, DALE (1984) – P, 1985-Present, Los Angeles Rams. 1985 All-Pro, 1985 All-Rookie, 1985 Pro Bowl Team, 3rd Round Draft Pick, First Kicker Chosen in 1985 Draft.
- HARRELL, RICKY (1972) – Center, 1973 New York Jets
- HAYES, RUDY (1958) – LB, 1959-60, 1962 Pittsburgh Steelers
- *HEADEN, ANDY (1982) – LB, 1983-Present, New York Giants.
- HEFNER, LARRY (1971) – LB, 1972-75 Green Bay Packers
- HENDLEY, DICK (1950) – QB, 1951 Pittsburgh Steelers
- HENDLEY, RICHARD (1980) – Punter, 1984 Jacksonville Bulls (USFL)
- HUDSON, BILL (1956) – DT, 1957-60 Montreal Alouettes; 1961-62 San Diego Chargers; 1963 Boston Patriots; Pro Bowl 1962
- HUDSON, BOB (1950) – DE-LB-DB, 1951-52 New York Giants, 1953-55, 1957-58 Philadelphia Eagles; 1959 Washington Redskins; 1960 Dallas Texans; 1960-61 Denver Broncos
- *IGWEBUIKE, DONALD (1984) – PK, 1985-Present, Tampa Bay Bucs
- INABINET, CLARENCE (1935) – Guard, 1936 Rochester Tigers
- JENKINS, RALPH (1946) – Center, 1947 Pittsburgh Steelers
- *JORDAN, HOMER (1982) – QB, 1983-1985, Saskatchewan Roughriders; 1985, Ottawa Roughriders; 1986 Winnipeg Blue Bombers.
- *KENNEY, STEVE (1978) – Tackle, 1979-Present Philadelphia Eagles
- *KINARD, TERRY (1982) – DB, 1983-Present, New York Giants; 1st Round Draft Choice, 10th Player Chosen, 1983 All-Rookie Team
- LATIMER, AL (1978) – DB, 1979 Philadelphia Eagles; 1980 San Francisco 49ers; 1981 Winnipeg Blue Bombers; 1982 Detroit Lions
- *MACK, KEVIN (1983) – Back, 1984, Los Angeles Express (USFL); 1985-Present, Cleveland Browns, 1985 Pro Bowl, 1985 All-Rookie Team
- MASS, WAYNE (1967) – Tackle, 1968-70 Chicago Bears; 1971 Miami Dolphins; 1972 New England Patriots; 1972 Philadelphia Eagles
- MATHEWS, RAY (1950) – End, 1951-59 Pittsburgh Steelers; 1960 Dallas Cowboys; 1952, 1953, 1955 NFL Pro Bowl
- MATHIS, BILL (1959) – Back, 1960-62 New York Titans; 1963-69 New York Jets; 1969 Super Bowl Winner; 1961 All-Pro; AFL Pro Bowl 1960, 61, 63

McCALL, JEFF (1982) – Back, 1983, Los Angeles Raiders, 1983 Super Bowl Champion
 McCANLESS, JIM (1958) – Guard, 1960 Houston Oilers
 McFADDEN, BANKS (1939) – Back, 1940 Brooklyn Dodgers
 McMAKIN, JOHN (1971) – TE, 1972-74, Pittsburgh Steelers; 1975 Detroit Lions; 1976 Seattle Seahawks; 1975 Super Bowl Winner
 McSWAIN, CHUCK (1982) – Back, 1983-1984, Dallas Cowboys
 *McSWAIN, ROD (1983) – DB, 1984-Present, New England Patriots
 MULLIGAN, WAYNE (1969) – Center, 1969-73 St. Louis Cardinals; 1974-75 New York Jets
 OLSON, HAROLD (1959) – Tackle, 1960-62 Buffalo Bills; 1963-64 Denver Broncos; 1962 All-Pro
 OLSZEWSKI, HARRY (1967) – Guard, 1969-70 Montreal Alouettes
 PAGLIEI, JOE (1955) – Back, 1959 Philadelphia Eagles; 1960 New York Titans
 PATTON, BOB (1951) – OT, 1952 New York Giants
 PEEPLES, KEN (1974) – Guard, 1975 Winnipeg Blue Bombers
 *PERRY, WILLIAM (1984) – MG-FB, 1985-Present, Chicago Bears; 1985 Super Bowl Champion, 1985 All-Rookie Team, 1985 First Round Pick, 22nd Player Chosen.
 *PLEASANT, REGGIE (1984) – CB, 1985-Present Atlanta Falcons
 POOLE, BOB (1963) – End, 1964-65 San Francisco 49ers; 1966-67 Houston Oilers
 POTTS, ROBERT (1919) – Tackle, 1926 Frankford Yellow Jackets
 REESE, ARCHIE (1977) – DE, 1978-81 San Francisco 49ers; 1981 Super Bowl Champions; 1982-83 Los Angeles Raiders; 1983 Super Bowl Champion; 1984 Pittsburgh Maulers (USFL)
 REEVES, MARION (1973) – Back, 1974 Philadelphia Eagles; 1975-76 Winnipeg Blue Bombers
 *REMBERT, JOHNNY (1982) – LB, 1983-Present, New England Patriots
 ROBINSON, JAMES (1983) – DT, 1984-1985, Los Angeles Express (USFL)
 ROME, STAN (1975) – End, 1979-82, Kansas City Chiefs; 1983 Washington Federals (USFL)
 SCOTT, JIM (1983) – DL, 1985, Orlando Renegades
 SCOTT, RANDY (1980) – LB, Winnipeg 1980
 SIMS, MARVIN (1979) – FB, 1980-1981, Baltimore Colts
 SMITH, RONNIE (1977) – LR, 1980 Saskatchewan Roughriders
 *STUCKEY, JIM (1979) – DT, 1980-Present, San Francisco 49ers; 1st Round Draft Choice, 1981 and 1984 Super Bowl Champions
 SWIFT, BOB (1963) – FB-C-G, 1964-65 British Columbia Lions; 1966-70 Toronto Argonauts; 1971-78 Winnipeg Blue Bombers; All-Pro 1972, 1974
 TESTERMAN, DON (1975) – Back, 1976-78 Seattle Seahawks; 1979 Washington Redskins; 1980 Miami Dolphins
 THOMPSON, DAVE (1970) – C-OG-OT, 1971-73 Detroit Lions; 1974-75 New Orleans Saints
 THORSLAND, OSCAR (1962) – End, 1963 Ottawa Rough Riders
 TIMMONS, CHARLIE (1941) – Back, 1946 Brooklyn Dodgers
 TINSLEY, SID (1944) – Back, 1945 Pittsburgh Steelers
 TRIPLETT, DANNY (1982) – LB, 1984, Washington Federals
 TUTEN, RICH (1978) – DL, 1980 Ottawa Rough Riders
 *TUTTLE, PERRY (1981) – WR, 1982-83, Buffalo Bills; 1984 Tampa Bay Buccaneers; 1984, Atlanta Falcons; 1986 Winnipeg Blue Bombers; 1st Round Draft Choice, 19th Player Chosen

*WALTERS, JOEY (1976) – WR-DB, 1977 Winnipeg Blue Bombers; 1977-78, 1980-82 Saskatchewan Roughriders; 1979 British Columbia Lions; 1983-84 Washington Federals (USFL); 1985-Present, Orlando Renegades; 1982 All-CFL; 1982 Leading Pass Receiver in CFL; 1982 Set CFL Pass Receiving Record
 WASHINGTON, JAY (1973) – Back, 1974-79 Winnipeg Bombers; 1980, Saskatchewan Roughriders; 1976 CFL Rushing Leader
 WATERS, CHARLIE (1969) – CB, 1970-78, 80-81 Dallas Cowboys; 1971, 1977 Super Bowl Champions; 1977, 1978 All-Pro; 1976, 1977, 1978 Pro Bowl; selected to All-time Cowboy Team
 WELLS, JOEL (1956) – Back, 1957-60 Montreal Alouettes; 1961 New York Giants
 WHITE, HARVEY (1959) – QB, 1960 Boston Patriots; First Player ever signed by Patriots
 WORTHY, FRED (1983 Track) – End, 1984 Oakland Invaders

CLEMSON ALUMNI NFL HONORS

NFL Player of the Year

1982 – Dwight Clark, (Sports Illustrated)

AFC Rookie of the Year

1979 – Jerry Butler, Buffalo Bills (UPI, Sporting News)

1985 – Kevin Mack, Cleveland Browns

All-Rookie Team

1979 – Jerry Butler, Buffalo Bills

Joe Bostic, St. Louis Cardinals

1980 – Jim Stuckey, San Francisco 49ers

1983 – Terry Kinard, New York Giants

1985 – Kevin Mack, Cleveland Browns

William Perry, Chicago Bears

Dale Hatcher, Los Angeles Rams

Led League in a Category

1955 – Fred Cone, Green Bay, NFL in Field Goals (16-24)

1981 – Dwight Clark, San Francisco, NFC in Receptions

1982 – Dwight Clark, San Francisco, NFC in Yardage, NFL in Receptions

All-Pro Selections

1961 – Bill Mathis, New York Jets, FB

1962 – Harold Olson, Buffalo Bills; T

1977 – Charlie Waters, Dallas Cowboys, DB

1978 – Charlie Waters, Dallas Cowboys, DB

1982 – Dwight Clark, San Francisco 49ers, WR

1983 – Jeff Bostic, Washington Redskins, C

1985 – Dale Hatcher, Los Angeles Rams, P

Pro Bowl Selections (by season, not calendar)

1952 – Ray Mathews, HB, Pittsburgh

1953 – Ray Mathews, HB, Pittsburgh

1955 – Ray Mathews, HB, Pittsburgh

1960 – Bill Mathis, RB, New York Jets

1961 – Bill Mathis, RB, New York Jets

1962 – Bill Hudson, DT, San Diego Chargers

1963 – Bill Mathis, RB, New York Jets

1976 – Charlie Waters, DB, Dallas Cowboys

1977 – Charlie Waters, DB, Dallas Cowboys

1978 – Charlie Waters, DB, Dallas Cowboys

1980 – Jerry Butler, WR, Buffalo Bills

1982 – Dwight Clark, WR, San Francisco 49ers

1983 – Dwight Clark, WR, San Francisco 49ers

Jeff Bostic, C, Washington Redskins

1985 – Kevin Mack, RB, Cleveland Browns

Dale Hatcher, P, Los Angeles Rams

CLEMSON'S FIRST ROUND PICKS

Year	Name	Pick	Team
1949	Bobby Gage, RB	NA	Pittsburgh Steelers
1960	Lou Cordileone, L	NA	New York Giants
1976	Bennie Cunningham, TE	28th	Pittsburgh Steelers
1979	Jerry Butler, WR	5th	Buffalo Bills
1979	Steve Fuller, QB	23rd	Kansas City Chiefs
1980	Jim Stuckey, DT	20th	San Francisco 49ers
1982	Jeff Bryant, DT	6th	Seattle Seahawks
1982	Perry Tuttle, WR	19th	Buffalo Bills
1983	Terry Kinard, FS	10th	New York Giants
1985	William Perry, MG	22nd	Chicago Bears

All-Time Draft & Roster by NFL Team

List of Interest

Clemson's Sophomore All-ACC Players:

William Perry, 1982, MG
Terrance Roulhac, 1984, WR
Harvey White, 1957, QB
Gary Barnes, 1959, WR
Butch Sursavage, 1965, DE

American Football Conference

BUFFALO BILLS

Draft Choices

Year	Rd	Name, Pos
1960	*1	Lou Cordileone, T
1960	*1	Harold Olson, T
1965	§5	John Boyette, T
1979	1	Jerry Butler, WR
1982	1	Perry Tuttle, WR

All-Time Roster

Name, Pos	Years
Jerry Butler, WR	1979-83, 85
Harold Olson, T	1960-62
Perry Tuttle, WR	1982-83

CLEVELAND BROWNS

Draft Choices

Year	Rd	Name, Pos
1965	17	John Boyette, T
1967	14	Floyd Rogers, DT
1968	3	Harry Olszewski, G
1985	†1	Kevin Mack, RB

All-Time Roster

Name, Pos	Years
Kevin Mack, RB	1985

DENVER BRONCOS

Draft Choices

Year	Rd	Name, Pos
1960	1*	Bill Mathis, RB
1978	11	Lacy Brumley, OT
1982	12	Brian Clark, OT
1984	12	Murray Jarman, WR

All-Time Roster

Name, Pos	Years
Brian Clark, OT	1982
Bob Hudson, LB	1960-61
Harold Olson, T	1963-64

HOUSTON OILERS

Draft Choices

Year	Rd	Name, Pos
1960	*1	Doug Cline, LB
1961	14	Jimmy King, T
1963	5	Don Chuy, T
1964	15	Pat Crain, FB

All-Time Roster

Name, Pos	Years
Doug Cline, LB	1960-66
Mike Dukes, LB	1960-63
Jim McCandless, G	1960
Bob Poole, TE	1966-67

INDIANAPOLIS/BALTIMORE COLTS

Draft Choices

Year	Rd	Name, Pos
1956	4	B. C. Inabinet, T
1959	16	Morris Keller, T
1961	5	Ron Osborne, T
1976	15	Gary Alexander, T
1980	12	Marvin Sims, FB
1981	7	Obed Ariri, PK
1982	9	Tony Berryhill, C

All-Time Roster

Name, Pos	Years
Bob Baldwin, B	1966-67
Steve Durham, DE	1982
Marvin Sims, RB	1980-81

KANSAS CITY CHIEFS

Draft Choices

Year	Rd	Name, Pos
1979	1	Steve Fuller, QB

All-Time Roster

Name, Pos	Years
Steve Fuller, QB	1979-83
Stan Rome, WR	1979-82

LOS ANGELES/OAKLAND RAIDERS

Draft Choices

Year	Rd	Name, Pos
1983	7	Jeff McCall, FB

All-Time Roster

Name, Pos	Years
Jeff McCall, TE	1983
Archie Reese, DT	1982-83

MIAMI DOLPHINS

Draft Choices

Year	Rd	Name, Pos
1976	10	Don Testerman, RB
1984	12	William Devane, DT

All-Time Roster

Name, Pos	Years
Wayne Mass, T	1971
Don Testerman, RB	1980

NEW ENGLAND PATRIOTS

Draft Choices

Year	Rd	Name, Pos
1960	1	Harvey White, QB
1983	4	Johnny Rembert, LB

All-Time Roster

Name, Pos	Years
John Cagle, DT-LB-G	1969
Mike Dukes, LB	1964-65
Bill Hudson, DT	1963
Wayne Mass, T	1972
Rod McSwain, DB	1984-85
Johnny Rembert, LB	1983-85
Harvey White, QB	1960

NEW YORK JETS

Draft Choices

Year	Rd	Name, Pos
1962	9	Gary Barnes, E
1966	7	Randy Smith, LB
1973	6	Rick Harrell, C
1978	8	Roy Epps, S

All-Time Roster

Name, Pos	Years
Mike Dukes, LB	1965
Ricky Harrell, C	1973

PITTSBURGH STEELERS

Draft Choices

Year	Rd	Name, Pos
1946	6	Marion Woods, G
1947	14	Ralph Jenkins, C
1949	1	Bobby Gage, B
1951	7	Ray Matthews, B
1951	22	Dick Hendley, B
1953	6	Tom Barton, G
1956	25	Billy O'Dell, B
1959	20	Rudy Hayes, B
1972	3	John McMakin, TE
1972	9	Don Kelley, DB
1976	1	Bennie Cunningham, TE

All-Time Roster

Name, Pos	Years
Lou Cordileone, G	1962-63
Bennie Cunningham, TE	1976-83, 85
Bobby Gage, B	1949-50
Rudy Hayes, LB	1959-60, 62
Dick Hendley, QB	1951
Ralph Jenkins, C	1947
Ray Matthews, WR	1951-59
John McMakin, TE	1972-74
Sid Tinsley, B	1945

Name, Pos	Years
Bill Mathis, RB	1960-69
Wayne Mulligan, C	1974-75
Joe Pagliei, FB	1960

SAN DIEGO CHARGERS

Draft Choices

Year	Rd	Name, Pos
1966	9	Wayne Page, DB
1982	7	Hollis Hall, DB

All-Time Roster

Name, Pos	Years
Doug Cline, LB	1966
Bill Hudson, DT	1961-62

SEATTLE SEAHAWKS

Draft Choices

Year	Rd	Name, Pos
1981	6	Steve Durham, DT
1982	1	Jeff Bryant, DT
1983	11	Bob Mayberry, OG

All-Time Roster

Name, Pos	Years
Jeff Bryant, DT	1982-85
John McMakin, TE	1976
Don Testerman, FB	1976-78

National Football Conference

ATLANTA FALCONS

Draft Choices

Year	Rd	Name, Pos
1984	3	Rod McSwain, DB
1985	6	Reggie Pleasant, DB

All-Time Roster

Name, Pos	Years
Cliff Austin, RB	1984-85
Gary Barnes, WR	1966-67
Dan Benish, DT	1983-85
Jonathan Brooks, LB	1980
Perry Tuttle, WR	1984
Reggie Pleasant, CB	1985

CHICAGO BEARS

Draft Choices

Year	Rd	Name, Pos
1985	1	William Perry, MG

All-Time Roster

Name, Pos	Years
Gary Barnes, E	1964
Steve Fuller, QB	1984-85
Wayne Mass, OT	1968-70
William Perry, MG-FB	1985

DALLAS COWBOYS

Draft Choices		
Year	Rd	Name, Pos
1961	12	Lowndes Shingler, QB
1970	3	Charlie Waters, CB
1970	11	Ivan Sutherland, DT
1980	7	Lester Brown, RB
1983	5	Chuck McSwain, RB
All-Time Roster		
Name, Pos	Years	
Gary Barnes, WR	1963	
Fred Cone, PK	1960	
Ray Matthews, WR	1960	
Chuck McSwain, RB	1983-84	
Charlie Waters, S	1970-78, 80-81	

DETROIT LIONS

All-Time Roster		
Name, Pos	Years	
Jonathan Brooks, LB	1979	
Ken Callicutt, RB	1978-82	
Al Latimer, DB	1982-84	
John McMakin, TE	1975	
Dave Thompson, C	1971-73	

GREEN BAY PACKERS

Draft Choices		
Year	Rd	Name, Pos
1951	3	Fred Cone, RB-PK
1952	4	Billy Hair, RB
1972	14	Larry Hefner, LB
All-Time Roster		
Name, Pos	Years	
Gary Barnes, E	1962-63	
Fred Cone, B-K	1951-57	
Larry Hefner, LB	1972-75	

LOS ANGELES RAMS

Draft Choices		
Year	Rd	Name, Pos
1951	25	Jackie Calvert, T
1958	17	William Thomas, C
1963	5	Don Chuy, T
1983	11	Danny Triplett, LB
1985	3	Dale Hatcher, P
All-Time Roster		
Name, Pos	Years	
Don Chuy, G	1963-68	
Lou Cordileone, DT	1962	
Steve Fuller, QB	1983	
Dale Hatcher, P	1985	

MINNESOTA VIKINGS

Draft Choices		
Year	Rd	Name, Pos
1983	11	Brian Butcher, OG
1984	11	Edgar Pickett, DE

NEW ORLEANS SAINTS

Draft Choices		
Year	Rd	Name, Pos
1983	3	Cliff Austin, RB
All-Time Roster		
Name, Pos	Years	
Cliff Austin, RB	1983-84	
Lou Cordileone, T	1967-68	
Dave Thompson, T	1974-75	

NEW YORK GIANTS

Draft Choices		
Year	Rd	Name, Pos
1951	7	Bob Hudson, T
1952	6	Bob Patton, T
1960	1	Lou Cordileone, L
1976	11	Craig Brantley, WR
1983	1	Terry Kinard, FS
1983	8	Andy Headen, LB
1983	12	Frank Magwood, WR
1984	6	Jim Scott, DT
1985	3	Ty Davis, CB

All-Time Roster

Name, Pos	Years
Lou Cordileone, G	1960
Ty Davis, DB	1985
Andy Headen, LB	1983-85
Bob Hudson, E	1951-52
Terry Kinard, FS	1983-85
Bob Patton, T	1952
Joel Wells, B	1961

PHILADELPHIA EAGLES

Draft Choices		
Year	Rd	Name, Pos
1958	24	Jim Padgett, T
1959	20	Jim Payne, G
All-Time Roster		
Name, Pos	Years	
Don Chuy, G	1969	
George Fritts, T	1945	
Bob Hudson, B	1953-55, 57-58	
Steve Kenney, OG	1979-85	
Al Latimer, CB	1979	
Wayne Mass, T	1972	
Joe Pagliei, B	1959	
Marion Reeves, DB	1974	

SAN FRANCISCO 49ers

Draft Choices		
Year	Rd	Name, Pos
1959	14	Michael Dukes, FB-LB
1960	8	Bill Mathis, HB
1964	8	Bob Poole, TE
1970	14	Jack King, G
1978	5	Archie Reese, DT
1979	10	Dwight Clark, WR
1980	1	Jim Stuckey, DT
All-Time Roster		
Name, Pos	Years	
Dwight Clark, WR	1979-85	
Lou Cordileone, G	1961	
Al Latimer, CB	1980	
Bob Poole, E	1964-65	
Archie Reese, DT	1978-81	
Jim Stuckey, DT	1980-85	

ST. LOUIS CARDINALS

Draft Choices		
Year	Rd	Name, Pos
1979	3	Joe Bostic, OG
1984	8	Bob Paulling, PK
1985	5	K. D. Dunn, TE
All-Time Roster		
Name, Pos	Years	
Joe Bostic, OG	1979-85	
Billy Davis, LB	1984	
Wayne Mulligan, C	1969-73	

TAMPA BAY BUCS

Draft Choices		
Year	Rd	Name, Pos
1982	5	Jeff Davis, LB
1985	10	Donald Igwebuike, PK
All-Time Roster		
Name, Pos	Years	
Obed Ariri, PK	1984	
Jeff Davis, LB	1982-85	
K. D. Dunn, TE	1985	
Donald Igwebuike, PK	1985	
Perry Tuttle, WR	1984	

WASHINGTON REDSKINS


All-Time Roster		
Name, Pos	Years	
Jeff Bostic, C	1980-85	
Bob Hudson, G	1959	
Don Testerman, FB	1975	

*Denotes one of many first selections designated.

§Denotes Red-shirt Draft

†Supplemental Draft

NOTE: Some pro press guides do not have a complete draft listing. If you can provide us with missing draft information, please drop us a line.



William Perry, now with the Chicago Bears, faced triple teams his entire career at Clemson.

Draft By Season

(1946-1985)

List of Interest

Responsibilities Frank Howard held as a Clemson assistant football coach between 1931 and 1939:

1. Head Track Coach
2. Football Line Coach
3. Ticket Manager
4. Chief Scout
5. Chief Recruiter
6. Baseball Coach
7. Batting practice catcher
8. Groundskeeper

Round	Name, Pos	Team
	1946	
6th	Marion Woods, G	Pittsburgh Steelers
	1947	
14th	Ralph Jenkins, C	Pittsburgh Steelers
	1949	
1st	Bobby Gage, TB	Pittsburgh Steelers
	1951	
7th	Ray Mathews, WB	Pittsburgh Steelers
7th	Bob Hudson, T	New York Giants
22nd	Dick Hendley, BB	Pittsburgh Steelers
25th	Jackie Calvert, TB	Los Angeles Rams
	1952	
4th	Billy Hair, RB	Green Bay Packers
6th	Tom Barton, G	Pittsburgh Steelers
6th	Bob Patton, T	New York Giants
	1956	
4th	B. C. Inabinet, T	Baltimore Colts
25th	Billy O'Dell, FB	Pittsburgh Steelers
	1958	
17th	William Thomas, C	Los Angeles Rams
24th	Jim Padgett, T	Philadelphia Eagles
	1959	
14th	Michael Dukes, FB	San Francisco 49ers
16th	Morris Keller, T	Baltimore Colts
20th	Rudy Hayes, FB	Pittsburgh Steelers
20th	Jim Payne, G	Philadelphia Eagles
	1960	
*1st	Lou Cordileone, T	Buffalo Bills
*1st	Harold Olson, T	Buffalo Bills
*1st	Doug Cline, FB	Houston Oilers
*1st	Bill Mathis, TB	Denver Broncos
*1st	Harvey White, QB	New England Patriots
1st	Lou Cordileone, T	New York Giants
8th	Bill Mathis, TB	San Francisco 49ers
*Denotes one of many first selections that year in a special AFL draft.		
	1961	
5th	Ron Osborne, T	Baltimore Colts
12th	Lowndes Shingler, QB	Dallas Cowboys
14th	Jimmy King, T	Houston Oilers
	1962	
9th	Gary Barnes, E	New York Jets
	1963	
5th	Don Chuy, T	Houston Oilers
5th	Don Chuy, T	Los Angeles Rams
	1964	
8th	Bob Poole, TE	San Francisco 49ers
15th	Pat Crain, FB	Houston Oilers
	1965	
5th	John Boyette, T	Buffalo Bills
17th	John Boyette, T	Cleveland Browns
	1966	
7th	Randy Smith, LB	New York Jets
9th	Wayne Page, DB	San Diego Chargers
	1967	
14th	Floyd Rogers, DT	Cleveland Browns
	1968	
3rd	Harry Olszewski, G	Cleveland Browns

	1970	
3rd	Charlie Waters, CB	Dallas Cowboys
11th	Ivan Sutherland, DT	Dallas Cowboys
14th	Jack King, G	San Francisco 49ers
	1972	
3rd	John McMakin, TE	Pittsburgh Steelers
9th	Don Kelley, DB	Pittsburgh Steelers
14th	Larry Hefner, LB	Green Bay Packers
	1973	
6th	Rick Harrell, C	New York Jets
	1976	
1st	Bennie Cunningham, TE	Pittsburgh Steelers
10th	Don Testerman, RB	Miami Dolphins
11th	Craig Brantley, WR	New York Giants
15th	Gary Alexander, OT	Baltimore Colts
	1978	
5th	Archie Reese, DT	San Francisco 49ers
8th	Roy Eppes, DB	New York Jets
11th	Lacy Brumley, OT	Denver Broncos
	1979	
1st	Jerry Butler, WR	Buffalo Bills
1st	Steve Fuller, QB	Kansas City Chiefs
3rd	Joe Bostic, OG	St. Louis Cardinals
4th	Jonathan Brooks, DE	Detroit Lions
10th	Dwight Clark, FLK	San Francisco 49ers
	1980	
1st	Jim Stuckey, DT	San Francisco 49ers
7th	Lester Brown, TB	Dallas Cowboys
12th	Marvin Sims, FB	Baltimore Colts
	1981	
6th	Steve Durham, DT	Seattle Seahawks
7th	Obed Ariri, PK	Baltimore Colts
	1982	
1st	Jeff Bryant, DT	Seattle Seahawks
1st	Perry Tuttle, WR	Buffalo Bills
5th	Jeff Davis, LB	Tampa Bay Bucs
7th	Hollis Hall, DB	San Diego Chargers
9th	Tony Berryhill, C	Baltimore Colts
12th	Brian Clark, OG	Denver Broncos
	1983	
1st	Terry Kinard, FS	New York Giants
3rd	Cliff Austin, TB	New Orleans Saints
4th	Johnny Rembert, LB	New England Patriots
5th	Chuck McSwain, TB	Dallas Cowboys
7th	Jeff McCall, FB	Los Angeles Raiders
8th	Andy Headen, DE	New York Giants
11th	Danny Triplett, LB	Los Angeles Rams
11th	Bob Mayberry, OT	Seattle Seahawks
11th	Brian Butcher, OG	Minnesota Vikings
12th	Frank Magwood, WR	New York Giants
	1984	
3rd	Rod McSwain, DB	Atlanta Falcons
6th	Jim Scott, DT	New York Giants
8th	Bob Paulling, PK	St. Louis Cardinals
11th	Edgar Pickett, DE	Minnesota Vikings
12th	Murray Jarman, TE	Denver Broncos
12th	William Devane, NG	Miami Dolphins

1985

1st	William Perry, MG	Chicago Bears
*1st	Kevin Mack, FB	Cleveland Browns
3rd	Ty Davis, CB	New York Giants
3rd	Dale Hatcher, P	Los Angeles Rams
5th	K. D. Dunn, TE	St. Louis Cardinals
6th	Reggie Pleasant, CB	Atlanta Falcons
10th	Donald Igwebuike, PK	Tampa Bay Bucs

*Supplemental Draft

Note—Year is calendar year draft was held.

CLEMSON PLAYERS ON NFL ROSTERS IN 1985

Name	Pos	Rookie Year	General Status	Team
Cliff Austin	RB	1983	Reserve	Atlanta Falcons
Dan Benish	DT	1983	Starter	Atlanta Falcons
Jeff Bostic	C	1980	Starter	Washington Redskins
Joe Bostic	OG	1979	Starter	St. Louis Cardinals
Jeff Bryant	DT	1982	Starter	Seattle Seahawks
Jerry Butler	WR	1979	Starter	Buffalo Bills
Dwight Clark	WR	1979	Starter	San Francisco 49ers
Bennie Cunningham	TE	1976	Reserve	Pittsburgh Steelers
Jeff Davis	LB	1982	Starter	Tampa Bay Bucs
Ty Davis	CB	1985	Reserve	New York Giants
K. D. Dunn	TE	1985	Reserve	Tampa Bay Bucs
Steve Fuller	QB	1979	Reserve	Chicago Bears
Dale Hatcher	P	1985	Starter	Los Angeles Rams
Andy Headen	LB	1983	Reserve	New York Giants
Donald Igwebuike	PK	1985	Starter	Tampa Bay Bucs
Steve Kenney	OT	1979	Starter	Philadelphia Eagles
Terry Kinard	FS	1983	Starter	New York Giants
Rod McSwain	DB	1984	Reserve	New England Patriots
Kevin Mack	FB	1985	Starter	Cleveland Browns
William Perry	MG-FB	1985	Starter	Chicago Bears
Reggie Pleasant	CB	1985	Reserve	Atlanta Falcons
Johnny Rembert	LB	1983	Starter	New England Patriots
Jim Stuckey	DT	1980	Reserve	San Francisco 49ers

CLEMSON PLAYERS ACTIVE ON 1985 USFL ROSTERS

Name	Pos	Rookie Year	General Status	Team
James Farr	OG	1984	Reserve	Orlando Renegades
James Robinson	DE	1984	Reserve	Los Angeles Express
Jim Scott	DL	1985	Reserve	Orlando Renegades
Joey Walters	WR	1983	Starter	Orlando Renegades

CLEMSON PLAYERS ACTIVE ON 1985 CANADIAN ROSTERS

Name	Pos	Rookie Year	General Status	Team
Lester Brown	RB	1980	Starter	Toronto Argonauts
Homer Jordan	QB	1983	Starter	Saskatchewan Roughriders

PLAYERS ON SUPER BOWL TEAMS

Player	Team	Season	Super Bowl
Jeff Bostic	Washington Redskins	1982-83	1983-84
Dwight Clark	San Francisco 49ers	1981-84	1982-85
Bennie Cunningham	Pittsburgh Steelers	1978-79	1979-80
Steve Fuller	Chicago Bears	1985	1986
Steve Kenney	Philadelphia Eagles	1979	1980
Bill Mathis	New York Jets	1968	1969
Jeff McCall	LA Raiders	1983	1984
John McMadkin	Pittsburgh Steelers	1974	1975
Archie Reese	San Francisco 49ers	1981	1982
	LA Raiders	1983	1984
Jim Stuckey	San Francisco 49ers	1981-84	1982-85
William Perry	Chicago Bears	1985	1986
Johnny Rembert	New England Pats	1985	1986
Rod McSwain	New England Pats	1985	1986
Charlie Waters	Dallas Cowboys	1970-71-75-77-78	1971-72-75-78-79

Future Schedules

1987

Sept. 5	WESTERN CAROLINA
Sept. 12	at Virginia Tech
Sept. 19	GEORGIA
Sept. 26	GEORGIA TECH
Oct. 3	OPEN DATE
Oct. 10	VIRGINIA
Oct. 17	at Duke
Oct. 24	N.C. STATE
Oct. 31	WAKE FOREST
Nov. 7	at North Carolina
Nov. 14	MARYLAND
Nov. 21	at South Carolina
(7 home, 4 away)	

1988

Sept. 3	VIRGINIA TECH
Sept. 10	FURMAN
Sept. 17	FLORIDA STATE
Sept. 24	at Georgia Tech
Oct. 1	OPEN DATE
Oct. 8	at Virginia
Oct. 15	DUKE
Oct. 22	at N.C. State
Oct. 29	at Wake Forest
Nov. 5	NORTH CAROLINA
Nov. 12	at Maryland
Nov. 19	SOUTH CAROLINA
(6 home, 5 away)	

1989

Sept. 2	FURMAN
Sept. 9	at Florida State
Sept. 16	at Virginia Tech
Sept. 23	MARYLAND
Sept. 30	at Duke
Oct. 7	VIRGINIA
Oct. 14	GEORGIA TECH
Oct. 21	N.C. STATE
Oct. 28	WAKE FOREST
Nov. 4	at North Carolina
Nov. 11	OPEN DATE
Nov. 18	at South Carolina
(6 home, 5 away)	

1990

Sept. 1	APPALACHIAN STATE
Sept. 8	at Virginia
Sept. 15	at Maryland
Sept. 22	OPEN DATE
Sept. 29	DUKE
Oct. 6	GEORGIA
Oct. 13	at Georgia Tech
Oct. 20	at N.C. State
Oct. 27	at Wake Forest
Nov. 3	NORTH CAROLINA
Nov. 10	VIRGINIA TECH
Nov. 17	SOUTH CAROLINA
(6 home, 5 away)	

1991

Sept. 7	APPALACHIAN STATE
Sept. 14	at Virginia Tech
Sept. 21	OPEN DATE
Sept. 28	GEORGIA TECH
Oct. 5	at Georgia
Oct. 12	VIRGINIA
Oct. 19	at Duke
Oct. 26	N.C. STATE
Nov. 2	WAKE FOREST
Nov. 9	at North Carolina
Nov. 16	MARYLAND
Nov. 23	at South Carolina
(6 home, 5 away)	

1992

Sept. 5	BALL STATE
Sept. 12	FLORIDA STATE
Sept. 19	VIRGINIA TECH
Sept. 26	at Georgia Tech
Oct. 10	at Virginia
Oct. 17	DUKE
Oct. 24	at N.C. State
Oct. 31	at Wake Forest
Nov. 7	NORTH CAROLINA
Nov. 14	at Maryland
Nov. 21	SOUTH CAROLINA
(6 home, 5 away)	

Staff Telephone Numbers (Athletic Switchboard: 803-656-2101)

	Office	Home
Miles Aldridge, Football	656-2101	654-7022
Bob Boettner, Head Swimming	656-2215	654-6103
Tim Bourret, Publicity	656-2114	654-6240
Bob Bradley, Head Publicity	656-2114	654-5419
Rick Brewer, Assistant Ticket Mgr.	656-2118	654-1062
Wayne Coffman, Head Women's Track	656-2101	w646-3421
Jack Crowe, Football	656-2101	y639-6451
Allison Dalton, IPTAY Exec. Sec.	656-2115	z878-4139
Bill D'Andrea, Football	656-2101	TBA
Bobby Douglas, Equipment Mgr.	656-2127	x882-3718
Cliff Ellis, Head Basketball	656-2217	Unlisted
Danny Ford, Head Football	656-2219	Unlisted
Martha Garrison, Receptionist	656-2101	654-3233
Doug Gordon, Equipment	656-2127	w646-3609
Len Gordy, Basketball	656-2101	654-4026
Len Gough, Assoc. Ath. Dir.	656-2095	x882-7003
Eddie Griffin, Head Wrestling	656-2101	654-1499
Maury Hanks, Basketball	656-2101	x882-3914
Byron Harder, Team Physician	656-2233	654-3138
Tom Harper, Football	656-2101	654-4777
Eugene Harris, Basketball	656-2101	Unlisted
Bert Henderson, Asst. IPTAY Sec.	656-2115	v859-2355
Van Hilderbrand, Asst. AD, Tickets	656-2118	654-1391
Don Hogan, Basketball	656-2101	x882-4604
Fred Hoover, Asst. A.D., Head Trainer	656-2113	654-5271
Frank Howard, Legend	656-2100	654-2646
I.M. Ibrahim, Head Soccer	654-1719	Unlisted
Andy Johnson, Head Women's Tennis	656-2253	654-5784
Les Jones, Director of Facilities	656-2101	y639-6490

	Office	Home
Kassie Kessinger, Publicity	656-2114	654-5878
Chuck Kriese, Head Men's Tennis	656-2252	654-4887
David Littlefield, Asst. Baseball	654-3396	654-6240
Bobby Lutz, Asst. Basketball	656-2101	654-8506
Woodrow McCorvey, Football	656-2101	654-2226
Bill Oliver, Football	656-2101	x882-7469
Gail Olson, Track	656-2101	654-2010
Larry Penley, Head Golf	656-2101	654-5718
Danny Poole, Asst. Trainer	656-2113	654-9038
Dwight Rainey, Assoc. A.D., Non-revenue Sports	656-2247	u225-7729
Chuck Reedy, Football	656-2101	x882-6358
Robert Ricketts, Business Manager	656-2101	w646-9878
Bobby Robinson, Athletic Director	656-2218	654-4426
Dr. B.J. Skelton, Faculty Chairman	656-2282	654-2117
Ann Smith, Promotions	656-2114	w646-7209
Annie Tribble, Head Women's Basketball	656-2212	w646-9572
Larry Van Der Hayden, Football	656-2101	654-6239
Don Wade, Admin. Asst.	656-2214	x882-0017
Gary Wade, Strength Training	656-2221	654-8232
Joann West, Assistant Ticket Mgr.	656-2118	654-5478
Tommy West, Football	656-2101	654-9200
Linda White, Head Volleyball	656-2101	654-6299
Bill Wilhelm, Head Baseball	656-3396	654-5801
Wade Williams, Head Men's Track	656-2101	654-2564
Reno Wilson, Basketball Trainer	656-2113	654-7626
Clyde Wrenn, Asst. AD, F-Ball Op.	656-2101	TBA

u-Anderson exchange; v-Easley exchange; w-Pendleton exchange;
x-Seneca exchange; y-Central exchange; z-Pickens exchange

Clemson Press-Radio-Television Outlets

Greenville
Dan Foster, Columnist
The Greenville News (AM)
Box 1688
Greenville, SC 29602

Ron Green
The Greenville News (AM), Box 1688
Greenville, SC 29602

Roger Berry, Exec. Sports Producer
WYFF-TV, Box 788
Greenville, SC 29602

Luther Gaillard
The Greenville Piedmont (PM), Box 1688
Greenville, SC 29602

Jim Phillips, Sports Director
WFBC Radio, Box 1330
Greenville, SC 29602

Woody White
The Greenville Piedmont
Box 1688
Greenville, SC 29602

Anderson
Tim Ellerbee, Sports
The Anderson Independent (AM)
Box 2507, Anderson, SC 29622

Charlie Bennett, Sports
The Anderson Independent
Box 2507, Anderson, SC 29622

Dan Cooley, Sports Director
WANS Radio, Anderson, SC 29621

Sports Director
WAIM Radio, Box 650
Anderson, SC 29622

Paul Brown
Route 1
Anderson, SC 29621

Spartanburg
Randy Beard
The Spartanburg Herald (AM)
Box 1657, Spartanburg, SC 29304

Stan Olenik, Sports Director
WSPA-TV, Box 1717
Spartanburg, SC 29304

Sports Director
WSPA Radio
Spartanburg, SC 29301

Sports Director
WORD Radio, Box 3257
Spartanburg, SC 29304

Columbia
Herman Helms, Sports Editor
The Columbia State (AM)
Columbia, SC 29202

Doug Nye, Sports Editor
The Columbia Record (PM)
Columbia, SC 29202

Joe Daggett, Sports Director
WIS-TV, Box 367
Columbia, SC 29202

Mickey Mixon
WIS-Radio, Box 21567
Columbia, SC 29221

John Shurr
The Associated Press
Box 1435, Columbia, SC 29202

David Craig
United Press International
Box 11298, Columbia, SC 29211

Bob Shields, Sports Director
WLTX-TV, Drawer M
Columbia, SC 29250

Mark Wade, Sports Director
WOLO-TV, Box 4217
Columbia, SC 29204

Phil Kornblut
South Carolina Network
1825 St. Julian Place
Columbia, SC 29204

Charleston
James Beck, Sports Editor
The News & Courier (AM)
Charleston, SC 29402

Gary Cohl, Sports Director
WCBD-TV, Box 879
Charleston, SC 29402

Warren Peper, Sports Director
WCSC-TV, Box 186
Charleston, SC 29402

Sports Director
WCIV-TV, Highway 703
Mt. Pleasant, SC 29464

Clemson
Sports Desk, The Messenger
Box 549
Clemson, SC 29633

Sports Editor, The Tiger
Box 2097, Univ. Station
Clemson, SC 29632

Sports Dept.
P.O. Box 1560, WCCP Radio
Clemson, SC 29631

WSBF Sports
Box 2156, Univ. Station
Clemson, SC 29632

Bob Bradley
Sports Information Director
Box 632, Clemson, SC 29633

Phil Batson
Orange and White
Box 828, Clemson, SC 29633

In State
Bob Stoner, Sports Editor
The Aiken Standard
Aiken, SC 29801

Pete Butler, Sports Director
WTLT-FM Radio
Easley, SC 29640

Billy Gilbert, Sports Editor
The Florence Morning News (AM)
Florence, SC 29501

Jim Thomas, Sports Editor
The Greenwood Index-Journal (PM)
Greenwood, SC 29646

Willie Binette, Sports Editor
The Myrtle Beach Sun News (AM)
Box 406
Myrtle Beach, SC 29577

Mike Duprez, Sports Editor
The Orangeburg Times & Democrat (AM)
Orangeburg, SC 29115

Earl Gault, Sports Editor
The Rock Hill Evening Herald (PM)
Rock Hill, SC 29730

Robbie Evans, Sports Editor
The Sumter Daily Item (PM)
Sumter, SC 29150

Out of State
Alan Mason, Sports Director
WLOS-TV, Box 2150
Asheville, NC 28802

Tom McCollister, College Sports Ed.
The Atlanta Constitution (AM)
Atlanta, GA 30303


David Davidson, College Sports Editor
Box 4689
The Atlanta Journal (PM)
Atlanta, GA 30303

Al Ludwick, Sports Editor
The Augusta Chronicle (AM)
Augusta, GA 30903

Frank Barrows, Sports Editor
The Charlotte Observer (AM)
Box 32188
Charlotte, NC 29232

Paul Cameron, Sports Director
WBTV, 1 Julian Price Place
Charlotte, NC 28208

Harold Johnson, Sports Director
Box 34665
WSOC-TV, Charlotte, NC 28234



1986 Schedule

Sept. 13	VIRGINIA TECH
Sept. 20	at Georgia
Sept. 27	at Georgia Tech
Oct. 4	THE CITADEL
Oct. 11	at Virginia
Oct. 18	DUKE
Oct. 25	at N.C. State
Nov. 1	at Wake Forest
Nov. 8	NORTH CAROLINA
Nov. 15	at Maryland
Nov. 22	SOUTH CAROLINA