


CLEMSON



Death Valley's 50th Year

'91 TIGER
FOOTBALL

Academic Learning Center

Clemson strives for firsts and attempts to be the best in all phases of its athletic program. This includes the academic side of a student-athlete's experience at Clemson.

This past May Clemson opened The Learning Center, a \$2.5 million facility devoted entirely to the academic advising program for its student-athletes. The two-story, 27,000-square-foot building located on the East campus is believed to be the first self-standing building of its kind in the nation.

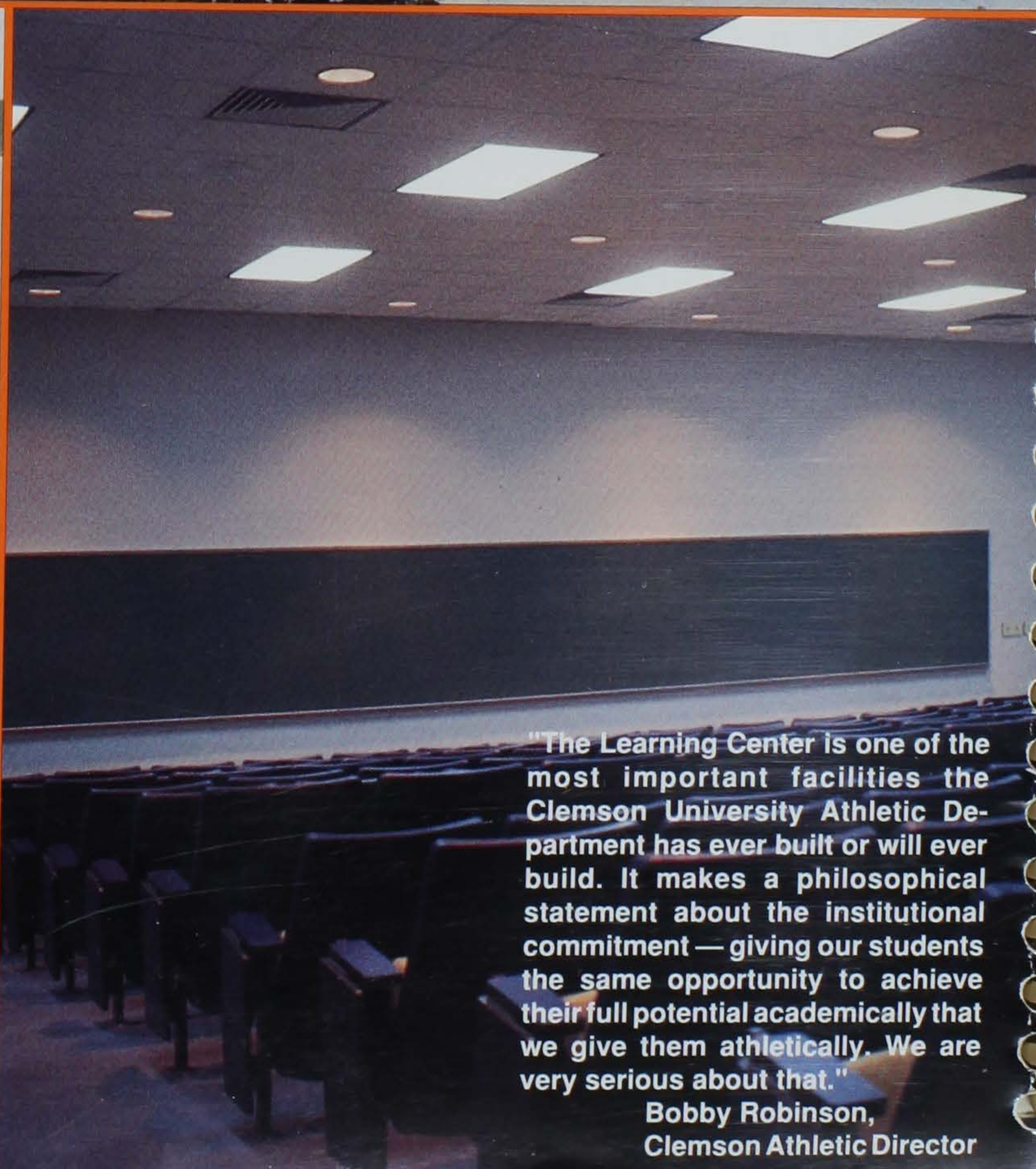

The structure has a 13,000-square foot study and tutoring area on the second floor, and this area will be the site of the majority of the evening tutoring sessions. Here, individual study rooms are monitored with plenty of isolated areas for one-on-one attention.

The computer resources area consists of a general computer tutoring room, a computer science tutoring room and support space. The computer room contains 15 personal computers for hands-on computer tutoring.

A 175-seat auditorium is also used for classes, guest speakers, meetings and review sessions. It is the site of many guest lectures the athletic department provides for its athletes on subjects that range from money management to media relations.



Bruce Bratton
Graduate Student



"The Learning Center is one of the most important facilities the Clemson University Athletic Department has ever built or will ever build. It makes a philosophical statement about the institutional commitment — giving our students the same opportunity to achieve their full potential academically that we give them athletically. We are very serious about that."

Bobby Robinson,
Clemson Athletic Director

Table of Contents

CLEMSON PRESEASON RANKINGS FOR 1991
 #2—Lindy's; #3—Athlon; #6—Game Plan; #7—Don
 Heinrich's, Football News; #8—Inside Sports;
 #9—Football Digest, College & Pro Football Weekly;
 #10—Sporting News, Football Writers Assoc.; #11—NCAA
 Preview

1991 Clemson Football

All-ACC Team, 1990	107
Academic Learning Center	33
Assistant Coaches, 1991	20
Athletic Dept., Staff	26
Campus Life	38
Coaches, Through the Years	226
Depth Chart, Preseason, 1991	Insert
Directory, Staff	Insert
Facilities	46
Glossary	3
Graduate Assistants	25
Hall of Fame	262
Head Coach Ken Hatfield	
Biography	15
Against All Competition	233
Game-by-Game Results	19
History of Clemson Football	209
Hotel Information	Back of Insert
Howard, Frank	230
IPTAY	30
Landmark Victories	52
Lettermen, 1990	Back of Insert
Media List	Back of Insert
Notes of Interest	58
Opponents, 1991	
Appalachian State	155
Temple	156
Georgia Tech	156
Georgia	157
Virginia	157
N.C. State	158
Wake Forest	158
North Carolina	159
Maryland	159
South Carolina	160
Duke	160
Outlook for 1991	9
Player Biographies	
All-Star Candidates	65
Career Highs	284
Participation, 1990	Back of Insert
Reserves	127
Rookies	124
Veterans	84
President Lennon	37
Press Information	2
Radio Network	128
Records	
ACC Stat Champs	237
ACC Team Champs	236
All-ACC Players	225
All-Americans Bios	214
All-Americans, Academic	213
All-Star Game Appearances	259
Against All Competition	190
AP Weekly Rankings	198
Asst. Coaches, All-Time	234
Attendance	193
Bowl Summaries	241
Bowl Records	240
Career Stats, Pro Players	207
Career Records	183
Career Stats, All-Americans	218
Class Records	239
Coaching Records	232
Defensive Records	186
Drafted Players	202
Fourth Quarter Wins	238
Honors, All-Time	221
Individual	161
Last Time It Happened	287

Lettermen, All-Time	275
Longest Plays	168
National Championship Season	55
NCAA Stat Rankings	188
Numbers, All-ACC Players	220
Passing Efficiency, Career	185
Pro Players, All-Time	199
Pro Players, 1990	50
Results, All-Time	280
Returns For Touchdowns	235
Season Bests-Individual	176
Season Bests-Team	178
Series Scores with 1991 Opponents	191
Single Game Individual	170
Single Game Superlatives	163
Single Game Team	173
Stadium	286
Starting Lineups, All-Time	266
Team	165
Television Appearances	194
Top 20 Seasons	196
Versus Major Conferences	190
Yearly Leaders	180
Yearly Clemson Stats	260
Yearly Opponent Stats	261
Yearly Record	264
Rosters	Orange Insert
Schedules, ACC	29
Schedules, Future	39
Sports Program, Clemson, 1990-91	56
Stadium, Memorial	41
Strength Training	46
Statistics, 1990	
ACC Individual Stats	138
ACC Team Stats	141
Game by Game, Individual	130
Game by Game, Team	129
Honors, 1990	136
Individual	Orange Insert
Participation, 1990	Back of Insert
Season Review, 1990	144
Seniors, 1990	133
Starting Lineups, 1990	285
Superlatives	132

Team	Orange Insert
Weekly Polls	134
Telephone Numbers	Back of Insert
Traditions	44
University, Clemson	37

This brochure was edited and designed by Sports Information Director Tim Bourret. Anabelle Vaughan served as assistant editor, while Tim Match, Bob Bradley, Sam Blackman, Mickey Plyler, Sanford Rogers, Harold Vigodsky, Heather Czezok and Derrick Pierce provided writing and statistical assistance. Special thanks to SID secretary Donna Strickland and football secretary Hazel Modica.

Front Cover Photo by Bob Waldrop. Other cover photos by Waldrop, Scott Harke, Scott Cunningham, Jim Moriarty and C.W. Pack Sports. Interior photos by Rob Biggerstaff, Scott Harke, C.W. Pack Sports, Bob Waldrop, Vern Verna, Earle Martin, Patrick Wright, Eddie Cliff, Action Sports of Atlanta, and Jim Bradley.

Printing: Electric City Printing of Anderson, SC

Extra Copies: Available at \$12 apiece by mail, \$10 in person by contacting the Clemson SID Office, PO Box 632, Clemson, SC 29633.

On the Cover: This is the 50th year of Clemson Memorial Stadium and we celebrate Clemson's fabled history in this stadium with a picture of a ferocious Tiger (see Clemson's defense). Last April, Alex became the second live Tiger to set foot in Death Valley (the previous time was in 1981 ... the last time Clemson won the national championship). Alex came by to pose for a photo with Clemson's 1990 National Championship defense (see glossary), then wandered around the stadium (who was going to tell him he had to leave?). Bob Waldrop captured Alex at Howard's Rock making a dramatic first pose (we were a bit on edge at the moment of the cover photo) to this important piece of Clemson sports heritage. You will see other photos of Alex and his day at Death Valley in this year's series of Football programs.



Clemson and Duke will travel halfway around the world to Tokyo for their annual ACC struggle.

Press Information

The Bob Bradley Press Box holds 104 writers in its main level.

If you're assigned to cover a game in Clemson's Memorial Stadium this fall, the following hints will be helpful:

ENTRANCE TO STADIUM/PRESS BOX

Enter through Gate 13 which is located on the press box (South) side of the field at the southeast corner. If you need to pick up tickets at our press will-call gate, they will be at Gate 13. Come through Gate 13, and go straight ahead to the elevator which will take you to the press box.

PRESS BOX

There are two levels to Clemson's press box, located in the center of the club level of the South stands. The first level contains the photo deck, a dark room, the outside PA, stadium operations & security, along with booths for field telephones, radio networks, and athletic officials for Clemson. The second level is for the print media, with seating accommodations for 104 members of the working press. This level houses Clemson's famous buffet, and the work room.

WORKING CREDENTIALS

We'll appreciate getting these as early as you know your assignment. Requests for working press and photo passes are honored from SPORTS EDITORS of DAILY newspapers and RADIO & TV SPORTS DIRECTORS ONLY. Make request directly to Tim Bourret. There is not room for individual radio stations in the press box, only the two networks of the participating schools. Spouses, dates, non-workers, and anyone 16 years of age or younger, are not permitted in the press box.

FAX AND ELECTRONIC SERVICES

Our press box is equipped with eight outside phone lines for your electronic equipment, at no charge to your paper. We will have two Fax machines at the game, which can be used on a first-come, first-serve basis, and we also have press box assistants who are available to send your copy or stats as necessary. THERE IS NO CHARGE FOR THESE SERVICES.

It is the responsibility of each paper to make prior arrangements for season-long or individual game phone installations, which gives the paper first priority on that phone. Electrical and phone jacks are at each seat. Call (803) 780-2800 to install a phone at your seat.

There are also three other phones which are reserved for radio voice reports for an hour after the game's conclusion.

LOCKER ROOM INTERVIEWS

The team dressing rooms are located beneath the west end zone stands, to your left from the press box. The two SIDs will escort writers wishing postgame interviews to this area with about three minutes showing on the scoreboard clock. The Clemson dressing room is closed to all media, but Coach Ken Hatfield will be in his interview room (Tiger Lettermen's room) and players chosen by media members will be in their interview area (underneath west stands) for postgame comments following a short team meeting.

1991 ACC FOOTBALL WEEKLY SATELLITE FEED

The Atlantic Coast Conference Office will offer a one-hour satellite highlight feed of

PHONE NUMBERS

SID Office:	(803) 656-2114
Fax Machine:	(803) 656-0299
Press Box:	(803) 654-3326
Coaches Hotline Phone:	(803) 656-0300
Phone Installation:	(803) 780-2800
Bourret Home:	(803) 654-6240
Match Home:	(803) 654-9400
Blackman Home:	(803) 654-4136
Vaughan Home:	(803) 654-4233
SID ADDRESS:	P.O. Box 632, Clemson, SC 29633

conference games and interviews of players and coaches on a weekly basis. The feed will take place on 13 consecutive Wednesdays beginning on September 4th and running through November 27th. The feed will run from 9:00 am - 10:00 am and can be picked up on Westar 5, Channel 4 on Audio 6.2 & 6.8. THE SEPTEMBER 18TH FEED WILL BE ON WESTAR 5, Channel 24. If you have any further questions please contact Tom Mickle (919) 854-8787 at the ACC Office in Greensboro, NC.

1991 ACC FOOTBALL TELECONFERENCE

The Atlantic Coast Conference offers a weekly teleconference with the school's head coach on each Wednesday throughout the football season. The teleconferences are scheduled to run from September 4th through November 27th between 11:00 am and 12:30 pm. Listed below are the times for each head coach:

Time	Coach
11:00-11:10	Ken Hatfield, Clemson
11:10-11:20	Barry Wilson, Duke
11:20-11:30	Bobby Bowden, Florida State
11:30-11:40	Bobby Ross, Georgia Tech
11:40-11:50	Joe Krivak, Maryland
11:50-12:00	Mack Brown, North Carolina
12:00-12:10	Dick Sheridan, N.C. State
12:10-12:20	George Welsh, Virginia
12:20-12:30	Bill Dooley, Wake Forest

To access the teleconference please register with Tom Mickle of the ACC office.

FUTURE SCHEDULES

1992

Sept. 5 BALL STATE
 Sept. 12 FLORIDA STATE
 Sept. 19 VIRGINIA TECH
 Sept. 26 at Georgia Tech
 Oct. 3 OPEN DATE
 Oct. 10 at Virginia
 Oct. 17 DUKE
 Oct. 24 at N.C. State
 Oct. 31 at Wake Forest
 Nov. 7 NORTH CAROLINA
 Nov. 14 at Maryland
 Nov. 21 SOUTH CAROLINA

1993

Sept. 4 CAL STATE FULLERTON
 Sept. 11 at Florida State
 Sept. 18 N.C. STATE
 Sept. 25 GEORGIA TECH
 Oct. 2 OPEN DATE
 Oct. 9 VIRGINIA
 Oct. 16 at Duke
 Oct. 23 E. TENN STATE
 Oct. 30 WAKE FOREST
 Nov. 6 at North Carolina
 Nov. 13 MARYLAND
 Nov. 20 at South Carolina

1994

Sept. 3 FURMAN
 Sept. 10 N.C. STATE
 Sept. 17 at Virginia
 Sept. 24 GEORGIA TECH
 Oct. 1 OPEN DATE
 Oct. 8 at Georgia
 Oct. 15 MARYLAND
 Oct. 22 at Duke
 Oct. 29 WAKE FOREST
 Nov. 5 at Florida St.
 Nov. 12 at North Carolina
 Nov. 19 SOUTH CAROLINA

UNDER THE LIGHTS?

Clemson has not played a home night game since 1956, but a new ACC rule brought about by a new television contract could bring night football to Clemson in 1991.

The Clemson Glossary

Clemson Color

Address

If you are mailing something to the Clemson SID office, address it to Tim Bourret, Sports Information Director, PO Box 632, Clemson, SC 29633. The federal express address (they don't like PO Boxes) is 100 Perimeter Road, Clemson, SC 29633. The address of Clemson Memorial Stadium is Williamston Road, Clemson, SC 29633.

Alex

The Tiger defense was pretty intimidating last season, as it ended the season ranked first in the nation in total defense, a first for a Clemson team. To commemorate that squad's accomplishment, the Clemson Sports Information staff and Head Coach Ken Hatfield decided to take a picture of the top 30 players in that group at the site where they were the most ferocious in 1990: Death Valley.

Although no opponent in 1990 was able to subdue the Tiger defense in Death Valley (they allowed only six plays of over 20 yards in six home games last season, and one offensive touchdown), it didn't take long for a friendly feline named Alex to quiet the usually boisterous group. Alex is a 600-pound Siberian Tiger who

lives in nearby Townville, SC, with his owner Bobby Pack, and he was invited to give the picture some extra excitement, a task which he definitely accomplished.

When friendly Alex finally decided to lay down in his designated spot in front of the posed players, he rolled over to get a look at who was behind him. At that point, even the 280-plus-pound defensive linemen could have joined the Clemson track squad as they sprinted across the field in record time.

One player (who would certainly request anonymity) jumped into Alex's cage and shut the door behind him! After several attempts, Alex and his namesake Tigers finally managed to say "Cheese" a couple of times. Several of the players even got up the nerve to shake paws, including leash holder Wayne Simmons, perhaps the bravest tiger of all.

Anniversaries


While this was a celebrated anniversary season in Major League Baseball this past summer (Joe DiMaggio and Ted Williams etc), 1991 is also a landmark season at Clemson. This is the 50th year of Clemson Memorial Stadium, one of the most famous football facilities in the nation.

Clemson first played a game in "Death Valley" on September 19, 1942, a 32-13 win over Presbyterian. In the first 49 years of the stadium, Clemson has a record of 164-62-6, including a perfect 6-0 ledger last season. Clemson has won eight in a row at home and has a career winning ratio of 72 percent.

Last year Clemson was especially dominant at home. In fact, only two TDs were scored against Clemson in the six games at home last year and the Tigers had a winning margin of 211-28. **Teams drove for over 50 yards against Clemson in only two of 80 opponent possessions.**

The other anniversary celebrated in 1991 will be the 10-year anniversary of the greatest team accomplishment in Clemson football history. In 1981, a team unranked in every preseason poll and coming off a 6-5 season, defeated three top 10 teams and became the only undefeated team in the nation (12-0) in winning the national championship.

That season's club will be honored at the November 2 Wake Forest game. Four members of that club are still in pro football and probably won't make the reunion. Attending in spirit will be Jeff Bryant (Seattle Seahawks), Terry Kinard



Alex the Tiger tamed the Clemson defense this past spring, the only time Clemson's #1 ranked defense was tame in Death Valley over the last year.

(Houston Oilers) William Perry (Chicago Bears) and Perry Tuttle (Winnipeg Blue Bombers).

Antonio, John

This man holds a special place in the hearts of Tiger fans and in the pocketbooks of sports marketing entrepreneurs. Antonio invented the Tiger paw, the distinctive logo of the Clemson athletic teams that has become synonymous with this University's athletic success. Antonio was an innovative account executive with Henderson Advertising in Greenville, and prior to the 1970 season, unveiled the Paw as Clemson's new logo. It has shown up all over the country on items owned by Clemson fans. Many insitutions with a feline as its mascot have used the logo, or an impression of it.

The painting of the Tiger Paw on cheeks of Clemson fans has also become popular and imitated at schools all over the country.

Attendance

Clemson ranked seventh in the nation in average football attendance last year with an average of 79,196, the second highest figure in Clemson history. It marked the eighth straight year that Clemson ranked in the top 10 in attendance. Here is a year-by-year rundown of top 10 finishes. With a reshuffling of numbers in the opponent's area and in student seating, Clemson's capacity is now 81,473. With standing room, Clemson is capable of hitting the 85,000 mark.

Year	Games	Total	Average	Rank
1983	7	521,898	74,557	10th
1984	6	467,670	77,945	7th
1985	6	446,656	76,736	6th
1986	5	393,500	78,700	6th
1987	8	602,526	75,316	10th
1988	6	490,502	81,750	5th
1989	6	473,566	78,927	7th
1990	6	475,178	79,196	7th



Rob Bodine now a 245-pound All-ACC middle guard, has had cattle ranching on his mind for a long time.

Award Finalists

Clemson had two players rank among finalists for prestigious awards in 1990. Stacy Long made it to the final three of the Outland Trophy competition, the honor given to the top interior lineman in the nation, while Levon Kirkland was among the final five for the Butkus Award, given each year to the top linebacker in the nation.

According to preseason rankings for 1991, Clemson has three candidates for prestigious awards. Kirkland is the only returning finalist from 1990 eligible for the Butkus Award, while safety Robert O'Neal is among the 20 preseason candidates listed for the Jim Thorpe Award, given annually to the top defensive back in the nation.

Chester McGlockton (DT), although he has never made all-conference, is among the favorites for the Lombardi Award, while Jeb Flesch (OG), a preseason All-American, is among the favorites for the Outland Trophy.

Here is a list of Clemson players who have been finalists for national position awards:

Year	Award	Rank	Name, Pos
1983	Outland	1 of 9	William Perry, MG
1984	Lombardi	1 of 4	William Perry, MG
1987	Outland	1 of 3	Michael Dean Perry, DT
1988	Thorpe	1 of 16	Donnell Woolford, CB
1990	Outland	1 of 3	Stacy Long, OT
	Butkus	1 of 5	Levon Kirkland, OLB

Bears

The relationship between Tigers and Bears goes back to the 1940s when the legendary film "Wizzard of Oz" first was released (you remember, "Lions and Tigers and Bears, oh my").

As camp opened in Plattsville, WI in July, there were six former Clemson players on the Chicago Bears' roster. This includes two 1991 draft picks, Chris Gardocki (3rd round) and Stacy Long (11th round). This twosome is added to returning starters William Perry (with team since 1985), and Donnell Woolford (with Bears since 1989). James Coley returns as a reserve tight end, while James Lott has signed as a free agent.

It is interesting to note that Chicago is a haven for former great Clemson athletes. In addition to the aforementioned Clemson football greats, Horace Grant is a starting forward with the World Champion Chicago Bulls.

Black Coaches Association

National Association that is guided by current Clemson defensive coordinator Ron Dickerson. Dickerson, President of this organization, is in his first year at Clemson after six successful seasons at Penn State (including the national championship season of 1986). A veteran of 19 years as a Division I full-time assistant coach even though he is just 43-years-old, Dickerson is one of the most respected coaches in the nation and hopes to keep the Clemson defense at the same level as last year ... number-one in the nation.

Calhoun, John

This Senator from the state of South Carolina proposed a bill in the house in 1955 making it

a state law that Clemson and South Carolina had to meet in football once a year.

Cattle Rancher

One of the more interesting personalities on the Clemson team belongs to senior middle guard Rob Bodine. First of all, he is a walk-on who is a returning All-ACC player. Second, he is only 245 pounds, the lightest middle guard at Clemson in 10 years. Third, he is from North Dakota, the only player in Clemson history, regardless of sport, from North Dakota. And, fourth, he worked a summer job as a cattle rancher in North Dakota. If you can't find something to write a feature about this guy you are not trying.

Here is an example of academics helping athletics because Bodine came to Clemson as a walk-on because of its animal science major. Last spring he was a member of the Clemson Livestock Judging team and attended a competition at Ohio State. He hopes to go into that industry when his playing days are over.

Conference

Clemson is a member of the Atlantic Coast Conference. The Tigers were charter members in 1953. Prior to that, Clemson was in the Southern Conference from 1921 to 1952. Clemson was in the Southern Intercollegiate Athletic Association before that, and has been a charter member of every conference with which it has been affiliated.

Conference Championships

Clemson has more ACC titles than any other school, as the Tigers won or shared the ACC title in 1956, 1958, 1959, 1965, 1966, 1967, 1978, 1981, 1982, 1986, 1987, and 1988. Clemson won the Southern Conference in 1940 and 1948.

Death Valley

Name synonymous with Clemson Memorial Stadium. The Stadium was dubbed this affectionate title by the late Lonnie McMillian, a former coach at Presbyterian. He used to take his teams to play at Clemson, and they rarely scored, never mind gained a victory. Once he told the writers he was going to play Clemson up at Death Valley. It stuck somewhat, but when Frank Howard start calling it that in the fifties, the term really caught on. It is now in its 50th year.

Dentistry

The occupation of two of the three former Clemson football players who own interception returns for touchdown over 90 yards. Jimmy Quarles, a linebacker on the 1951 team, had a 90-yard interception return for touchdown at Rice in a 20-14 Clemson victory on September 29, 1951.

Nineteen years later Quarles was in the stands and watched Don Kelley break his record with a 102-yard interception return for touchdown against Duke. Kelley's return took place on October 24, 1970.

Emergency Phone

In case of emergency at Clemson Memorial Stadium, call (803) 656-2999. The Clemson University police number is (803) 656-2222.

Esso Club

When you want to cover a Clemson football weekend and capture the true flavor of the entire proceedings you have to make a pit stop at the Esso Club. If this sounds like a combination bar and gas station, well, you're right. Clemson fans for many years have frequented this famous weekend watering hole. It is a favorite establishment for Brent Musberger and **Sports Illustrated's** Curry Kirkpatrick.

Experience

Clemson has a very experienced coaching staff, in fact the nine assistant coaches collectively have 104 years of Division I experience between them. Larry Van Der Heyden, who has been at Clemson since the 1979 season, has 26 years experience as a full-time coach at the Division I level.

New defensive coordinator Ron Dickerson is the second most experienced coach even though he is in his first year at Clemson and is only 43 years of age. Dickerson is in his 20th season as a Division I full-time assistant.

As far as the rest of the staff, Larry Beckman is in his 16th season, Les Herrin and Wally Ake are in year number 12, Larry Brinson and Roger Hinshaw are in their ninth years, Richard Wilson is in his fifth and Rick Stockstill is in his third year at the Division I level.

Five-Time All-American

James Trapp will be an important part of the Clemson football team this year. The junior defensive back has been a reserve behind some NFL calibre defensive backs the last two seasons (Jerome Henderson and Dexter Davis), but it is his turn to challenge for a starting position.

Trapp has an even heavier burden with the Clemson track team. Trapp, now in his junior season, is the first five-time All-American in Clemson history. He has career bests of 6.17 in the 55-yard dash indoors and 10.04 in the 100 meters outdoors. He is also the anchor leg on Clemson's 4X100 meter relay team that finished second in the nation. This past summer he competed internationally in Europe and finished first or second in five races. Among the sprinters he defeated this summer was Ben Johnson.

Florida State

The ACC has a new member, as Florida State joined the conference on July 1 of this year. The Seminoles will compete for the league title in 1992, an amazing accomplishment for league schedule makers. Bobby Bowden's team will not play a league team this year, and will not have ratings in the league stats or make all-conference teams, but the Seminoles will play all eight teams in the league in 1992.

Watch out for Florida State SID Wayne Hogan and assistant SID Rob Wilson when it comes to competition on the golf course. The old golf adage certainly applies here: never make a golfing wager when playing against someone who has their last name on their clubs.

Goalposts

NCAA regulations stipulate the pipe must be

4" in diameter, must have posts that are 20' or more in height and 18-6 apart. This is the same width as the pros and closer than the 23-4 of previous college years. The crossbar is 10' high. The Clemson student body tore down the goalposts in the end zone with the grass bank after Clemson's emotional 52-27 win over Maryland in 1983, the only time the goalposts have come down at Clemson.

The shortening of the width of the goalpost could be important in terms of strategy this year. Clemson is 203-271 (.750), and has averaged of 18.5 field goals a year since 1980.

Graduate Students

Clemson's graduation rate has been improving in recent years. In fact, among the top 16 teams in the final AP poll last year, Clemson had the second best graduation rate (behind Notre Dame) for its scholarship athletes that entered in 1984.

Three members of this year's team have already graduated and will play as grad students this year. Bruce Bratton, starting offensive tackle and two-time Academic All-ACC, starting center Mike Brown, and first-team punter Chuck Lynch, all have their degrees from Clemson. Quarterback DeChane Cameron needs only nine hours to graduate in December, while All-America candidate Jeb Flesch also will graduate in December.

Heisman, John


Yes, the same guy they named the trophy after used to coach at Clemson. You have to go back to the 1900-03 era to find him, but he brought Clemson its first unbeaten season in 1900, a 6-0 ledger. Heisman coached at Clemson for four seasons making an astronomical \$1800 a year. In 1904 Georgia Tech offered him \$2250 and he was gone to Atlanta. Clemson should have scraped up the extra money to keep him. With John Heisman as head coach Clemson beat Georgia Tech 73-0 in 1903, but two years later, with Heisman at Georgia Tech, the Yellow Jackets downed the Tigers, 17-10. Coaching does make a difference.

Hoover, Doc

With Bob Bradley's retirement, Fred Hoover moved up to number-two on the list of Clemson employees with the most consecutive years of service to the athletic department. Baseball Coach Bill Wilhelm is the only one ahead of Hoover. The longtime trainer and assistant athletic director has been with Clemson since 1958 and like Bradley, has never missed a football game. Fred's streak is at 352 entering this season.

Human Dorm

Howard Hall has a fan club over 800 miles from the Clemson campus. The Tiger fullback gained this fandom with his fine performance against Virginia last year in a game televised by ESPN. It seems young ladies in all-female dormitory Howard Hall on the Notre Dame campus took a liking to Hall. They even brought his autographed photo with them to their inter-hall flag football games.



McCall was the master of the knockdown block.

Inflation I

A ticket to the Clemson-South Carolina game in 1896 cost 25 cents. Two thousand people attended the game. This year's ticket is \$18.

Inflation II

When Clemson first built Memorial Stadium in 1942 the construction cost of the 20,000 seat stadium computed to \$7.20 a seat. When Clemson added 15,000 seats with an upper deck over the north stands in 1983 the average cost was \$866 a seat.

Interview Policy

Interviews during the week for Clemson players or coaches should be arranged through Assistant SID Annabelle Vaughan. Call us with your request and we will get the player to call you collect. Sorry, no home numbers of players will be distributed because too many media have a tendency to call for midnight interviews.

Annabelle (yes, that is really her name, she will obviously change it if she ever leaves the South) handles this duty better than anyone in the South and she is always good for a story idea. If she can't get a player to open up in an interview no one can.

IPTAY

IPTAY, Clemson's athletic scholarship fundraising organization, has a new official name. It was changed this past year from "The IPTAY Club" to "The IPTAY Scholarship Foundation." The name change was made to coincide with the real purpose of the organization, to raise scholarship funds for student athletes.

IPTAY stands for "I Pay Twenty a Year", the original name with a meaning deriving from the minimum contribution of its donors when the organization began in 1934.

IPTAY has its own glossary of terms for this year. Members are referred to as donors, while dues are referred to as contributions. Benefits

are now known as priorities and membership is now known as account.

June 6

This is a good day for coaches, at least at Clemson. One of the most unusual facts about the Clemson coaching staff is that three of the members have the same birthday, June 6. Ken Hatfield was born June 6, 1943; offensive coordinator Larry Van Der Heyden was born on June 6, 1939 and running backs coach Larry Brinson was born June 6, 1954. All three were excellent athletes by the way, maybe there is something to that horoscope stuff. Hatfield is still 12th in NCAA history in career punt return average. Van Der Heyden was inducted into the Iowa State Hall of Fame and was all-conference in football and baseball. Brinson played in two Super Bowls with the Dallas Cowboys and was in the NFL for five seasons.

Knockdown Blocks

There is finally a stat for offensive linemen. Although it is not recognized by the NCAA and is football's answer to the assist because it is negotiable in nature, the knockdown block is something the pro scouts are looking at these days.

In general, the knockdown block is a thrust generated by an offensive player that results in the defensive player positioning himself such that he views the end of a play from the ground up. Clemson's all-time leader in knockdown blocks is recently graduated Eric Harmon, who had 272 in his 47-game career.

There have also been some fine running backs who have been able to execute this technique. Jeff McCall (pictured in this section) might be one of the best. He had 18 knockdown blocks from his fullback position against Duke in 1982 in the game in which Cliff Austin gained a school record 260 yards. Austin should have given half of those yards to McCall at the end of that game.

Jeb Flesch, now in his fourth season as a starter at offensive guard, is the active career leader in terms of knockdowns with 190.

Legend I

Frank Howard is known as Legend I around Clemson and he has the hat to prove it. He was inducted into the College Football Hall of Fame during ceremonies at the Waldorf Astoria in New York City on December 5, 1989. Howard is still a person in demand for the banquet circuit.

Howard won 165 games at Clemson, including a still conference record tying 96 victories as an ACC coach 1953-69. He led Clemson to six bowl games, won eight conference titles and had six final AP Top 20 rankings.

He still comes to work every day in the Clemson Athletic Department. His office number in the Jervey Athletic Center is (803) 656-2100. Give him a call for some great quotes, information on Clemson football history, or to take out an advertisement in **Kickoff**.

Legend II

SID at Clemson between 1955-89 football seasons, Bob Bradley has officially retired from his SID slot. He has seen 392 consecutive Clem-

son football games and has scored 95 percent of the ACC basketball tournament games since the tourney was formed. He has been President of CoSIDA, has been in the Hall of Fame forever, and is a former Recipient of the Arch Ward Award as CoSIDA Man-of-the-Year.

In November of 1988 the press box at Memorial Stadium was named The Bob Bradley Press Box. At his retirement banquet in the summer of 1989 he was presented with an automobile by the Athletic Department (complete with bow at midfield at Memorial Stadium) and the financing for a pontoon boat from his former student workers, the ACC Sportswriters Association, SIDs from around the country and the ACC office.

He still puts in quite a few hours for us (every day) and actually scored more baseball games in his first year of retirement than he did in his last year on the job. He also is working on his second book about Clemson Football. Give Bob a call at (803) 656-2114 to purchase an ideal Christmas present.

Lights

We've got them, but we don't play night games unless we are forced into it. Why, it would take an ACC rule to make Clemson play a night game!

With the new television contracts now in effect, the ACC has done just that. At the May, 1991 meetings at Myrtle Beach the ACC voted 7-1 (and you can guess who the one decenting vote was) to demand that the host school move a game from a day game to a night game for television when asked.

The new television contract with the CFA determines future appearances based on the number of appearances each league has had in recent years. Each conference has a minimum number of appearances in a year, but if a team declines to move a game, it counts toward the appearances, even if the game is not televised. Plus, there is the loss of revenue.

Thus, the penalty on the ACC, not just Clemson, has become too great.

So, you might see Clemson play its first home night game since September 22, 1956 when the Tigers defeated Presbyterian 27-7. There are none scheduled as of this writing, but the networks could force Clemson's hand.

Why is Clemson against night games? Well, Clemson is not from the largest metropolitan area in the nation, yet it ranks in the top 10 in the nation in attendance every year. Fans travel from as far as six hours away and most of them come and go the same day because there just aren't that many hotels in the area. Plus, Clemson football is a family affair and its a lot to ask to keep the kids up all night.

So we will do everything in our power to play all of our games by day, but prepare yourself, a night game in Death Valley is coming. But, it won't be all bad, in fact, Clemson might be even more intimidating at night for the opposition.

Lost & Found

At Memorial Stadium, if you can't find it go to the Gate 1 information booth. Hopefully someone else did and it will be there.

Medical Facilities

Available during football games under Section J on the South Side, under Section T on the North Side and Section E under South Top Deck of the stadium. There also is one under the North Top Deck.

Mr. Inside & Mr. Outside

This year **The Sporting News** has ranked the top defensive combinations in the nation. Clemson's combination of Mr. Inside and Mr. Outside, Ed McDaniel and Levon Kirkland, is on the list, ranked fourth among defensive tandems in the nation.

Both were leaders of Clemson's number-one ranked defense a year ago and are ranked among the top five in the nation at their respective positions by various services. Can Clemson have two finalists for the Butkus Award this year?

NCAA Legislation

The NCAA went hog wild at its latest convention with legislation that is aimed at making the life of the student-athlete more in line with the rest of the student body. Here is a summary of items that were passed and will be in effect either this season or next season:

- A 10% scholarship cut (with graduated phase-in) in all sports except women's gymnastics, women's tennis and women's volleyball in Division I-A and I-AA.
- A ban on coaches contacting prospects prior to July 1 after the end of their junior year in high school. Telephone contacts after that time are limited to one per school per prospect per week. The number of total in-person contacts was also reduced.
- A rule requiring any athlete entering the fourth year to have completed 50% of classes toward a degree.
- Proposition 38, which restricts the amount of hours athletes can devote to their sport. The athletes' new "work week" will be limited to 20 hours in season and eight hours off-season.
- Phase out athlete-only dormitories over five years (278 yes, 31 no, 4 abstentions).
- Reduce training-table meals from three per day to one (259-49-4).
- Reduce Division I-A football coaching staffs by one full-time coach and two "restricted earning" coaches, with similar scale cuts in all other sports (92-15 in Div. I-A).
- Reduce the number of coaches who can recruit off-campus — in I-A football, from nine to seven.
- Allow bowls to extend bids at any time.
- Require exit interviews for athletes (277-13-0).
- Require Division I schools to provide academic tutoring and counseling for scholarship athletes (286-5-0).
- Cut official paid recruit visits from 85 to 70 in football and 18 to 15 in basketball (298-19-1).
- Establish a five-day non-contact "dead period" surrounding the national signing dates, effectively eliminating in-person scholarship signings (299-13-0).

Ninety Six, SC

Hometown of Clemson ACC Rookie-of-the-Year tailback Ronald Williams. Wouldn't it be

great if Ronald switched his number to 96? I suppose the NCAA rules don't allow it for a tailback, but maybe we could say he was a tight end who just happened to carry the ball a lot.

Ronald will attempt to use his hometown as a goal for his rushing total on a per game basis. If Williams averages 96 yards a game over the regular season he would hit 1056 for the season. All running backs shoot for that magic 1,000-yard mark. Williams had 941 yards last year in 11 games, an average that would make the residents of Eighty Five, SC happy ... but there isn't one.

Why Ninety Six, SC? You will have to get Ronald to tell you the story, but it has something to do with an Indian squaw running 96 miles to meet up with a soldier, who ... she had been dating. She also had some important information about an Indian attack, but you heard enough about wars last winter, so we won't get into that.

Orange & White

Publication founded by former Clemson Assistant SID Al Adams that is in its 14th season of issue. Al is no longer with the paper, but it is still going strong. To contact the publisher, Phil Batson, call (803) 654-6553. It is now the official publication of IPTAY and replaces the IPTAY report, which dated back to 1952.

Orange Pants

Special garb worn by Clemson Tigers in big games. Clemson has an 18-3 record in orange pants since they were first worn for the 1980 South Carolina game. The only teams to beat Clemson in orange pants are South Carolina (22-21 in 1984), Florida State (24-21 in 1988), and Virginia (20-7 in 1990). Clemson's average margin of victory is 15 points per game when wearing the pants.

Clemson in Orange Pants (18-3)

Date	Site	W-L	Score	Opponent
11-22-80	H	W	27-6	South Carolina
9-19-81	H	W	13-3	Georgia
11-14-81	H	W	21-7	Maryland
1- 1-82	N1	W	22-15	Nebraska
10- 2-82	H	W	24-6	Kentucky
11- 6-82	H	W	16-13	North Carolina
10-20-82	H	W	24-6	South Carolina
11-27-82	N2	W	21-17	Wake Forest
9-24-83	H	W	41-14	Georgia Tech
11-12-83	H	W	52-27	Maryland
11-23-84	H	L	21-22	South Carolina
11- 8-86	H	W	38-10	North Carolina
9-19-87	H	W	21-20	Georgia
10-31-87	H	W	31-17	Wake Forest
11-14-87	H	W	45-16	Maryland
9-17-88	H	L	21-24	Florida State
10-21-89	H	W	30-10	N.C. State
11-18-89	A	W	45-0	South Carolina
9- 8-90	A	L	7-20	Virginia
10-20-90	A	W	24-17	NC State
11-17-90	H	W	24-15	South Carolina

N1 at the Orange Bowl, Miami, FL

N2 at Mirage Bowl, Japan

Penn's Thin Natural Leaf

Type of chewing tobacco Frank Howard chewed in the forties. When they were pouring the concrete for the stadium in 1942 Howard put a

plug in each corner of the stadium, giving it his form of an artistic signature.

Phillips, Jim

"Voice of the Tigers" in his 24th year providing commentary on Clemson football. Phillips won the Brian Piccolo Award of broadcasting in 1982 when he gave the play-by-play account of the Western Carolina game only five days after back surgery. He recreated most of that game while standing up with a walker. He is also the voice of Clemson basketball and baseball. His voice is in the minds of nearly all contemporary Clemson fans when they recall a memorable Clemson moment.

Press Passes

These can become scarce for big games. For all photo, press, TV and parking passes contact Tim Bourret. His number is (803) 656-2114. Please make your requests at least two weeks in advance. Wives and children of media are not allowed in the press box.

Preventive Maintenance

Clemson spent over one million dollars for the second straight summer on a preventive maintenance program at Clemson Memorial Stadium. Nearly 50 years of weather, games and fans had led to a few cracks on the surface. There was no structural damage, but a general water proofing was needed.

Every seat off the press box side was removed and under the stands was treated in 1990. This past summer the project continued on the other side of the stadium. Nothing will be done to either upper deck, which are no more than just 13-years-old.

Publications

To obtain more copies of this press guide and any other brochure produced by the Clemson SID office, send a note to Donna Strickland, P.O. Box 632, Clemson, SC 29633. This year's football guide is \$12 by mail.


Racing Fan

Clemson Head Coach Ken Hatfield follows the NASCAR scene, not fanatically, but at least enough to attend the race in Darlington last April, the day after the Clemson Spring Game. Coach Hatfield gave the invocation prior to the race and spent some time on Mark Martin's Pit Crew. Martin is a native of Arkansas and an acquaintance of Hatfield's. The Clemson mentor made the rounds and even had his mug taken with Richard Petty.

Red Zone

How good was the Clemson defense last year? People like to use defense in the red zone (inside the 20) as a barometer. But, with Clemson it really is not a good indicator because teams just didn't get inside Clemson's 20 that often.

During the 1990 season, teams penetrated the Clemson 20 only 17 times in over 160 possessions. Four teams never got inside the 20 the entire game. Of the 17 times an opponent got inside the Clemson 20, they scored seven TDs



Hatfield met the King of Auto Racing last April.

and had six field goals. Only seven times all year did a team have a first-and-goal against Clemson.

By comparison, the Clemson offense got inside the opponent 20 on 47 occasions and had first-and-goal 24 times, scoring 17 touchdowns.

Retired Numbers

There have been two numbers retired in Clemson football history, #4 and #66. The number-four is in honor of Steve Fuller, a first-team Academic All-American in 1978 and a third-team on-the-field All-American the same year. He was also a two-time ACC Player-of-the-Year and won a Super Bowl Championship ring with the Chicago Bears.

The number-66 is in honor of Banks McFadden, Clemson's first All-American in 1939. He guided Clemson to the Cotton Bowl that year and generally put Clemson on the football map. He was the third pick of the 1940 NFL draft. He also had his #23 retired in basketball at Clemson and was also an All-American in that sport. He is the only football player in Clemson history to be inducted into the College Football Hall of Fame.

Riggs Field

Currently the home of Clemson's national championship soccer program (1984 and 1987), but it was the home of Clemson football prior to Memorial Stadium. The field is named after Walter Meritt Riggs, Clemson's first football coach. He coached Clemson in 1896 and 1899. He had an 8-5 record for those two seasons, but ironically, he never coached a game at Clemson. All his 13 contests were played on the road.

Rings

A total of 14 former Clemson players have picked up 20 Super Bowl rings over the years including recent addition (1990 Super Bowl) Terrence Flagler of the San Francisco 49ers. Flagler, Dwight Clark, Bennie Cunningham, Jim Stuckey, Jeff Bostic and Charlie Waters are the former Tigers with two Super Bowl championship rings.

CLEMSON SUPER BOWL CHAMPIONS (20 Rings for 14 Players)

Dan Benish	1987	Washington Redskins
Jeff Bostic	1982, 87	Washington Redskins
Dwight Clark	1981, 84	San Francisco 49ers
Bennie Cunningham	1977, 78	Pittsburgh Steelers
Terrence Flagler	1988, 89	San Francisco 49ers
Steve Fuller	1985	Chicago Bears
Andy Headen	1986	New York Giants
Terry Kinard	1986	New York Giants
Bill Mathis	1969	New York Jets
John McMakin	1974	Pittsburgh Steelers
William Perry	1985	Chicago Bears
Archie Reese	1981	San Francisco 49ers
Jim Stuckey	1981, 84	San Francisco 49ers
Charlie Waters	1971, 77	Dallas Cowboys

Robinson, Bobby

Wake Forest defensive back who had the longest interception return for a touchdown against Clemson in the decade of the 1950s. Robinson raced 69 yards against the Tigers on November 21, 1959 in a 33-31 Clemson victory.

Rock, Howard's

When the Clemson team gathers to Run Down the Hill (see Running Down the Hill) the players rub Howard's Rock because of the mystical powers it is supposed to give Clemson players. The rock is mounted on a pedestal at the top of the hill and was given to Coach Frank Howard by a friend (S.C. Jones '19) who picked it up in Death Valley, CA. The Rock was first placed on the pedestal at the top of the hill on September 24, 1966, a game Clemson won 40-35 over Virginia. The team started rubbing the rock for the first game of 1967, a 23-6 win over Wake Forest on September 23, 1967.

Running Down the Hill

One of the most exciting 25 seconds (about 35 seconds when Clemson dresses 100 players for homecoming) in college football from a color and pageantry standpoint. After Clemson's last warmup the team retreats to the home dressing room located under the West Stands. At about 12:50 (for normal 1:00 P.M. game), the team boards two buses and drives around the periphery of the stadium to the east side of the field. After everyone is properly collected, the cannon sounds, Tiger Rag is played and Clemson charges down the hill and onto the field. It is one of the most celebrated entrances in sport. The Tigers have done it for every game since 1942, except for 1970, 1971, and four games of the 1972 season. In all, the Tigers have run down the hill 217 times heading into 1991.

How in the world did the tradition of running down the hill start? There is no long involved explanation, it used to be the quickest way to get to the field. When the stadium was built in 1942 the football lockerrooms were in Fike Fieldhouse.



Traditions like running down the Hill and Howard's Rock are learned at an early age by Clemson fans. Ansley Stewart of Fayetteville, NC, (whose mother Cricket used to work in the Clemson SID office) is already an avid reader of the Clemson football guide. Reportedly, her mother has already taught her the formula for passing efficiency rating.

When the players were finished getting dressed they used to walk out the front door and walk down the street to "The Hill". Coach Howard continued the tradition when lockerrooms were finally built inside the stadium because Clemson fans used to get so fired up when they gathered at the top of the hill. That's when the buses came into use to speed the trip from the lockerroom to the other side of the stadium. Clemson now has a record of 158-53-6, a .740 winning percentage, when they run down the hill. Clemson is 6-9 (40 percent) when it doesn't use the hill as its entrance. Coach Hatfield did not want to change the tradition with stats like that.

Section GG

This is the green grass section of the hill, which is located in the East Stands. (See Running Down the Hill.)

Skyboxes

The prime location to watch a Clemson football game. Memorial Stadium is one of just a handful of on-campus college stadiums to have private executive suites. Clemson has more executive suites than any other on-campus stadium in America (108 total, with 74 available for sale to individuals and corporations) and the average cost, including an average of 22 tickets, is \$18,000 a year.

The suite is completely furnished with 22 theatre seats, has a stereo system, kitchenette, closed circuit TV, maid service, meals, program and is completely temperature controlled. Fans have their choice of piping in crowd noise, the PA system or the Clemson radio network.

Spirit Blitz

This is fast becoming a Clemson tradition. In 1983 the fans released 363,729 balloons prior to the Maryland game to establish a mark in the

Guinness Book of Records for a balloon launch. In 1984 the entire stadium held up flash cards during pregame and halftime ceremonies. Now, we are not talking these little card sections Southern Cal has in the L.A. Coliseum. This was five cards in every seat in the stadium, over 350,000 cards in all, spelling out themes that have to do with Clemson football. In 1986 Clemson unveiled an 80-yard Tiger Paw Flag and passed out 80,000 orange pom-poms, while in 1988 it was 80,000 megaphones for South Carolina. In 1989 Spirit Blitz Day was Oct. 7 when Virginia was greeted with 80,000 kazoes. Spirit Blitz '90 was the Georgia game on October 6 and featured 80,000 fans. This season's Spirit Blitz spectacular will take place November 16 for the Maryland contest.

Telephone Installations

To order phone lines for a broadcast or a telephone by your seat in the press box call Southern Bell in Columbia at (803) 780-2800.

Tigerama

World's largest pep rally, this is one of the best examples of Clemson spirit. The Friday night before Homecoming about 40,000 people come to Memorial Stadium for a combination pep rally, beauty pageant, fireworks display and skit presentation. This is not to be confused with Barnyard Burn, which is something special for South Carolina home games. It involves a bon-fire that torches a chicken coop. It is held the Friday night prior to the South Carolina game and takes place in the parking lot outside the stadium.

Two-on-the-Fifty

Most often heard request by Clemson Ticket Manager Van Hilderbrand. He has a few more tickets to juggle than most people in his position due to the double deck on both sides, but they will be hard to come by due to these high preseason rankings Clemson has attained. His number is (803) 656-2118.

Underrated

The NCAA Preview Magazine lists Ed McDaniel as the most underrated linebacker in the nation. We couldn't agree more with the NCAA.

Just look at the stats. McDaniel has led Clemson in tackles in 1988 and 1990, ranks in the top 10 in Clemson history in tackles and caused fumbles and is in the top 15 in tackles for loss. He has done this on one of the top defenses in the country, as the Tigers were ranked fifth in 1988 and first in 1990 in total defense.

Yet, Ed has never made first-team All-ACC by the ACC Sportswriters Association. Now the ACC has had some great inside linebackers recently, but come now. McDaniel is one of the steadiest player in the country and is one of Clemson's team leaders.

Weather

For an update on the weather in the Clemson area the day of a game call (803) 232-5931.

Will Call

Located at Gate 13 at Clemson Memorial Stadium, Tim Bourret usually drops the passes off by 11:00 A.M. for a 1:00 P.M. game.

Outlook

Clemson Football 1991

The way Clemson ended the 1990 season Coach Ken Hatfield might vote for a new spring season for college football — the NCAA's version of the WLAF.

Clemson finished Hatfield's rookie year with a flourish; a five-game winning streak that included four wins over clubs that ended 1990 with a winning record, a Top 10 national ranking, and the largest margin of victory in Clemson bowl history, a 30-0 conquest of Big 10 Co-Champion Illinois in the Hall of Fame Bowl.

The Clemson coaching staff, Tiger fans and pollsters from around the nation felt Clemson made as much improvement as any team in the nation over the course of the season. The Tigers jumped from 22nd to ninth in the last five weeks of the Associated Press poll. It was a shame there weren't a couple more games to be played.

"We certainly hope to pick up where we left off in Tampa," said Hatfield, one of just five Division I coaches to take a team to a bowl game each of the last nine seasons. "We feel good about the confidence our program gained over the course of last season. We hit a high point in the Illinois game, but when you re-examine the 1990 season, we were really just two plays away from being undefeated. And, that is our goal at the beginning of every season to go undefeated."

"We hope that the 17-day experience in Florida will carry over because it showed the team what they can do with hard work. We took the red-shirts, everyone affiliated with the team so they were all exposed to that experience. We had fun also, the entire experience was just great, but overall, it is something that they will carry with them this season. Everyone on that trip wanted to win and was willing to make the sacrifice necessary to achieve that goal."

Reaching Clemson's lofty 1990 level of play in 1991 will not be easy. The Tigers must replace two All-Americans, the top special teams weapon in the nation (Chris Gardocki) and an Outland Trophy finalist (Stacy Long), find 12 new starters, replace six first or second-team All-ACC players and, perhaps most importantly, look for a new group of leaders. The nineteen 1990 seniors closed their careers with a 40-8 record, the most wins in ACC history for a senior class.

In particular, only five starters return from the nation's number-one defense in 1990. Five of the six starters lost on the country's top stop-unit have gone on to the pro ranks, including four players who were first or second-team All-ACC at one time or another in their careers.

The cupboard is not bare, however, as Hatfield will welcome back 50 lettermen from the 1990 club that finished ninth in the final AP poll.

GOAL SETTING

Clemson is in pursuit of a sixth straight AP Top 20 finish. Only Miami (FL), Michigan and Auburn have also had five AP Top 20 seasons in succession heading into 1991.

(Another letterman from the 1989 team also returns, giving Clemson 51 total returning lettermen). Seven starters return on offense, including the top two players at four of the five "skill positions". Each of the top eight rushers return, while six of the top eight pass catchers are back. Additionally, both quarterbacks who saw significant playing time return.

The defensive side returns only five starters, but all 11 positions find at least one returning player who was in for at least 125 snaps from scrimmage last year. Clemson's number-one ranked defense featured a balanced unit that relied on the talents of 21 different players who contributed at least 20 tackles and 23 different players who had a tackle for loss during the course of the year.

"The areas that need the most work in the preseason are the offensive line, the secondary and the kicking game. That is something we worked on a lot this past spring. Last year there was a lot of teaching going on because it was our first season, but this spring we had a lot more scrimmaging."

The Offense


Clemson returns seven starters and 28 lettermen on the offensive side of the ball, but Ken Hatfield must find replacements for three outstanding offensive linemen, All-America tackle Stacy Long, All-ACC guard Eric Harmon, and three-time Academic All-ACC tight end Stacy Fields.

"Last year we had the youngest group of skill position players at Clemson since 1943," said Hatfield, whose offense ended 1990 ranked ninth in the nation in rushing. "The offensive line had to carry the young receivers and backs at the beginning of last year. This year the opposite might be the case."

"I am excited about the improvement I saw in spring practice offensively. My first year we went entire scrimmages without the offense moving into enemy territory. This past spring we moved the ball more consistently and our quarterbacks ran the offense with more confidence. DeChane Cameron had an excellent spring as did the rest of our quarterbacks. Lance Easton had some outstanding spring scrimmages. We are much deeper at quarterback this year because we have four quarterbacks on our roster with game experience. Last year at this time we had just one."

Clemson rushed for an average of 246.3 yards a game last season and ranked in the top 16 in the nation for the seventh time in the last eight years. Players who rushed for 99 percent of the yardage return for 1991 and 100 percent of the players who scored 24 rushing TDs are also back.

The leader of the rushing attack is sophomore all-star candidate Ronald Williams, the 1990



Cameron hopes to pick up where he left off at the 1991 Hall of Fame Bowl victory over Illinois. The senior, who needs just nine hours this semester to earn his degree, was 14-19 in an MVP performance. Cameron is ranked sixth among all-purpose quarterbacks in the nation according to the 1991 Sporting News College Football Yearbook.



Harris finished with a flourish and was second on the team in rushing in 1990 even though he started just three games.

ACC Rookie-of-the-Year. Williams gained 941 yards in 11 games a season ago and scored eight touchdowns. The first-team All-ACC performer averaged 5.3 yards a carry and had the second highest freshman yardage total in Clemson history, just 32 yards away from Terry Allen's 1987 mark.

The native of Ninety Six, SC would like to match the name of his hometown in terms of rushing yards per game, and that is a realistic goal. He was second in the ACC in rushing last year and will challenge Virginia's Terry Kirby again for that rushing title. The sophomore is ranked as the 10th best tailback in the nation by **The NCAA College Football Preview**, ranks as the 11th best running back in the nation by **The Sporting News** preseason book for 1991, and he is ranked 13th in the country by the **Lindy's** preseason publication.

Williams had considerable help during last year when it came to the ground attack. Rodney Blunt is a red-shirt sophomore who picked up 274 yards in 77 attempts and scored three touchdowns. He had an injury plagued 1990 season, but he finished strong with a season best 65 yards in just 12 attempts against South Carolina in the regular season finale.

Derrick Witherspoon was a third freshman in 1990 who played a significant role at the tailback slot, as he gained 261 yards in just 43 attempts, a team best 6.2 yards a carry. He provided Clemson with two of its biggest plays of the season, an 81-yard run against Appalachian State (longest in 1990 by an ACC player) and a 56-yard pass reception at N.C. State. He combined with Williams to gain 306 yards against Appalachian State, the second highest total ever by two Clemson running backs in the same game.

RUNNING BACKS

Name	Hgt	Wgt	Cl.	Exp	1990 Career	
					Plays	GP-GS
Rodney Blunt	5-10	200	*SO	1VL	227	12-3
Doug Bolin	6-0	225	*SR	SQ	—	4-0
Greg Burk	6-2	230	*SO	SQ	6	1-0
Paul Caputo	5-10	207	*JR	1VL	51	8-0
R. Cassidy	5-8	196	JR	SQ	—	—
Howard Hall	6-1	232	*JR	2VL	335	20-9
Rudy Harris	6-3	235	JR	1VL	292	11-3
Brian Hunter	5-9	172	JR	SQ	—	—
Darius Jones	5-6	191	*JR	SQ	—	—
Tony Kennedy	6-1	230	*SR	3VL	210	29-2
Lee Potts	6-2	199	JR	SO	—	—
R. Williams	6-1	195	SO	1VL	432	11-9
D. Witherspoon	5-11	198	SO	1VL	144	10-0

While Clemson used the talents of three freshmen at the tailback position, the fullback slot was also very young in 1990. Rudy Harris, a junior in 1991, had the second highest rushing figure on the club with 84 attempts for 373 yards and three scores, a 4.4 average. He had over 60 yards rushing in three different games and rushed for 90 percent of his yardage over his last seven games. The native of Brockton, MA showed his abilities as a receiver with two TD receptions, the first Clemson fullback in 18 years to catch two TD passes in a season.

Howard Hall and Tony Kennedy will also be factors at fullback this season. Hall started nine games last year and rushed for 263 yards in 60 attempts, while Kennedy gained 185 in 43 attempts, a 4.3 average. Both are also punishing blockers and are capable of catching the ball out of the backfield. Paul Caputo is another fullback who should see playing time. He is the strongest player on the Clemson team pound-for-pound based on strength data compiled last April by the Head Strength Coach Gary Wade.

"We feel good about our running backs this year," said Hatfield. "At the beginning of last year I was disappointed with our fullback play because I did not think they were in the best physical condition, but by season's end that was one of the areas of strength on our football team.

"Ronald Williams had a great season for us, especially for a first-year freshman. He showed great speed, quickness and an ability to change directions. But, I was pleased with the way Derrick Witherspoon and Rodney Blunt progressed over the course of the season. They are tough runners."

DeChane Cameron is the incumbent at quarterback. He will enter his senior year coming off his greatest moment, an MVP performance in the 1991 Hall of Fame Bowl. Cameron showed a masterful pin-point passing dexterity against Illinois with a 14-19 outing that included two touchdown passes. That 73.6 percent completion mark was a Hall of Fame Bowl record, a Clemson record for bowl competition, and ranks as the eighth best completion percentage in any game in Clemson history.

"DeChane was outstanding in the Hall of Fame Bowl, he played with confidence and ran our offense very well. It was a balanced offense and we want to have that type of diversification this season. He showed people he can run the controlled passing game and the option. Peo-

ple forget he was also our leading rusher in that game."

QUARTERBACKS

Name	Hgt	Wgt	Cl.	Exp	1990 Career	
					Plays	GP-GS
D. Cameron	6-1	191	*SR	2VL	726	27-12
L. Easton	6-1	183	*JR	RS	—	—
J. McLees	5-11	193	*SR	1VL	22	14-0
R. Moncrief	6-1	195	*SO	1VL	150	8-0

Cameron completed 49 of his last 82 passes in 1991, a 60 percent completion rate. He concluded the year 98-194 (.505) for 1185 yards and seven TDs. He threw only five interceptions all season and had an efficiency rating near 110. He also led the team in total offense and ranked third in rushing with 361 yards in 125 attempts.

Heading into his senior season Cameron ranks second in Clemson history in interception avoidance, third in completion percentage, 10th in completions and eighth in passing efficiency. His career passing efficiency is 117.26, and that is just a few points behind Steve Fuller and a few points ahead of Homer Jordan, Cameron's boyhood idol and perhaps the main reason he came to Clemson.

Hatfield is pleased with the added depth at quarterback. No longer does he have to live in constant fear of an injury at the quarterback position, because there are capable replacements. Richard Moncrief was the backup as a freshman and took 150 snaps in eight games. The native of Alabama connected on 8-20 passes for 123 yards last year and also picked up 49 yards on the ground. It might have been on plays where he did not receive credit for any yardage that he was the most impressive. He is the master of the late pitch off the option play.

Lance Easton and Jimmy McLees are two more quarterbacks with major college experience. Easton is a transfer from Eastern Kentucky who was a standout in the Spring Game. He was the game's top rusher with 50 yards in nine attempts and also completed 3-5 passes for 31 yards. Three times during spring scrimmages he had runs of 50 yards or more and his 4.48 speed in the 40 last April at the team timing day was the fastest by a Clemson quarterback in six years. McLees played only 22 snaps last year, but did have a 29-yard TD run against Long Beach State, longest scoring run by a Clemson quarterback in 13 years.

Terry Smith is the leader of the receiving corps. The native of Clemson set Tiger freshman receiving records for number of catches (34) and reception yardage (480). He had nine catches in the one-point win at Maryland, most by a Tiger in 10 seasons, and he had at least one reception in 11 of the 12 games last year. "Terry Smith is one of the fine young receivers in the nation," said Hatfield. "He has the good mix of excellent hands and outstanding speed. He is a definite all-star candidate even though he is only a sophomore."

Larry Ryans, a junior who is an All-America hurdler on the Clemson track team, is a strong contender for Doug Thomas's vacated wide receiver slot. Thomas, the last signee of the

WIDE RECEIVERS

Name	Hgt	Wgt	Cl.	Exp	1990 Career	
					Plays	GP-GS
D. Bryant	6-2	195	SO	1VL	70	10-0
B. Bucy	6-0	179	JR	SQ	—	—
J. Davis	6-3	200	*SO	1VL	74	10-0
J. Hart	5-9	159	SO	HS	—	—
K. Martin	6-2	135	JR	SQ	—	—
S. Ryan	6-1	187	*JR	SQ	7	1-0
L. Ryans	6-0	178	JR	2VL	418	24-4
T. Smith	6-1	190	*SO	1VL	506	12-9
B. Strickland	5-11	175	*JR	SQ	—	—

class of 1987, was a second-round draft pick of the Seattle Seahawks last April after an outstanding 1990 campaign that saw him rank second on the club in receptions and also post a record two TDs on kickoff returns.

Ryans started last season as a running back, then switched to wide receiver for the third game of the season. He was fourth on the club in catches with 12, and he averaged 7.5 yards a rush. He also should serve as a kickoff return man this season, he averaged 20 yards on eight run backs in 1990. The native of Greenwood, SC has been an All-American in the hurdles in each of his first two seasons at Clemson. In fact, he is the only Clemson track athlete in history to earn All-America honors in a hurdle event.

Ryans will have strong competition from 6-3, 200-pounder Jason Davis, the most improved player in spring practice, offense or defense. "Jason Davis saw his stock go way up in spring practice," said Hatfield. "He made the most of Larry Ryans missing the work while he was with the track team. He made quite a few outstanding catches in scrimmages last spring, balls I just did not think he could get to." Davis had just two catches in 1990 and played just 74 snaps. He might reach those totals in the first game this year. He had 104 yards in receptions in the Spring Game and averaged 35 yards a catch in four spring scrimmages.

The offensive line suffered the most losses on the offensive side of the ball. Hatfield must replace Long, Clemson's all-time leader in

knockdown blocks by a tackle and a two-time All-American, Harmon, Clemson's all-time leader in knockdown blocks regardless of position and a four-year starter, and Fields, perhaps the top all-around student-athlete among Clemson grid-ders in the last five years, and the team's third leading receiver.

"We worked very closely this past spring and will continue to do so in the preseason with our offensive line," said Hatfield. "We did a lot of scrimmaging this past spring and that was one of the reasons, to give the offensive line some time together.

"We have a great one in Jeb Flesch at offensive guard, I think he is a definite All-America candidate for this year. Bruce Bratton is an experienced player who can be a leader of the offense and Curtis Whitley did an outstanding job for us last year at center in his first season as a starter. But a couple of players who haven't seen much action are going to have to move to the forefront in the line for us to be successful again this year." Clemson does have 12 let-termen returning in the offensive line who will fight for the five starting positions.

OFFENSIVE GUARDS

Name	Hgt	Wgt	Cl.	Exp	1990 Career	
					Plays	GP-GS
K. Brooks	6-3	289	*SO	SQ	1	1-0
R. Crawley	6-3	280	*FR	RS	—	—
A. Dial	6-5	263	*JR	RS	—	—
J. Flesch	6-3	266	*SR	3VL	681	36-33
J. Harris	6-2	265	*JR	1VL	66	9-0
C. Ogle	6-4	250	*SR	2VL	37	13-0
D. Rash	6-3	240	JR	JC	—	—
S. Seegars	6-4	310	*SO	RS	69	6-0

OFFENSIVE TACKLES

Name	Hgt	Wgt	Cl.	Exp	1990 Career	
					Plays	GP-GS
B. Bratton	6-5	265	*SR	3VL	648	31-23
L. Hall	6-7	310	*JR	2VL	266	18-1
K. Hankins	6-3	298	*SR	2VL	241	20-1
M. Kunz	6-5	280	*FR	RS	—	—
B. LeJeune	6-4	290	*SO	SQ	32	2-0
J. Temples	6-5	271	*JR	SQ	6	4-0

Flesch is an All-America candidate at guard for 1991 who has been second-team All-ACC in 1989 and 1990. Flesch has 192 career knockdown blocks over the last three years and he is a veteran of 1952 career snaps, more than any other active Tiger. He has 33 career starts (all consecutively) and has never missed a game for the Tigers.

Flesch is the only returning starter on offense who has already started three seasons. In preseason ratings for 1991, he is ranked as the fifth best offensive guard in the nation by **Sporting News** and the seventh best offensive guard by **Lindy's**. He is a first-team preseason All-American by **Football News** and a second-team choice by **Don Heinrich's**. Also a fine student, Flesch will graduate this December.

Stacy Seegars, John Harris and Chris Ogle are the only other players on the Clemson roster who have played more than a couple of snaps at a guard position. Seegars played 69 snaps in six games a year ago as a red-shirt freshman. He is the biggest offensive guard in Clemson history at 310 pounds. Harris is a converted



Sometimes it took three tacklers to chase down Clemson native Terry Smith, who led the team in receiving as a freshman.

center, while Ogle, an honors student, is a red-shirt senior who has played in 13 games in his career.

Bruce Bratton has a chance to become the fifth Tiger in history to make the academic All-ACC team three times. He was a member of the team in 1989 and 1990 as an offensive tackle. Bratton might have been the most improved offensive lineman on the team last year as he raised his average coach's film grade by 10 percent. A model student-athlete, Bratton already has his undergraduate degree and began work on his Master's degree this past summer.

There will be quite a dogfight for the other starting tackle position, perhaps the top preseason battle for a starting berth on the Clemson team. Les Hall, 6-7 and 310 pounds, is the biggest offensive tackle in Clemson history. He played 266 snaps last year when Stacy Long had midseason injury problems and he showed promise, especially in the Georgia game when he had six

CENTERS

Name	Hgt	Wgt	Cl.	Exp	1990 Career	
					Plays	GP-GS
N. Blinsky	6-5	260	*SO	SQ	6	1-0
M. Brown	6-3	255	*SR	2VL	220	20-3
M. Drewello	6-0	243	*JR	SQ	—	—
W. Ely	6-0	209	SO	SQ	1	1-0
C. Whitley	6-1	260	*SR	2VL	630	19-9

TIGHT ENDS

Name	Hgt	Wgt	Cl.	Exp	1990 Career	
					Plays	GP-GS
S. Derriso	6-4	225	*SO	1VL	68	12-0
B. Forbes	6-5	231	JR	JC	—	—
J. Fuller	5-11	219	SO	SQ	—	—
T. Gibson	6-3	247	*SO	1VL	#243	12-1
T. Ridgley	6-3	210	*SO	SQ	7	1-0
M. Samnik	6-5	245	*JR	1VL	250	15-3
F. Thomas	6-4	237	*SO	RS	—	—
S. Wynn	6-3	244	*FR	RS	—	—

#Play total is from 1989 season.




Bratton is a grad student who is second among active Tigers in career playing time.

BEST PLAYS PER TACKLE STATS 1986-90

Rk	Player	Year	Plays	Tack	PL/Tac
1	B. Buckner	1990	137	28	4.89
2	E. McDaniel	1990	547	109	5.02
3	M. Dean Perry	1987	389	74	5.26
4	K. Jackson	1989	133	25	5.32
5	K. Jackson	1990	196	36	5.44
6	C. McGlockton	1990	331	58	5.71
7	D. Brewster	1988	499	87	5.74
8	E. McDaniel	1988	570	99	5.76
9	M. Dean Perry	1986	323	56	5.77
10	M. Drag	1988	456	78	5.85
11	D. Mariable	1987	358	61	5.87
12	E. McDaniel	1989	363	61	5.95
13	D. Brewster	1989	612	100	6.12
14	R. Bodine	1990	484	78	6.21
15	A. Nunn	1987	125	20	6.25
16	C. O'Brien	1990	183	29	6.31
17	W. Simmons	1989	362	56	6.46
18	D. Davis	1990	156	24	6.50
19	N. Haynes	1986	488	74	6.59
20	T. Stephens	1986	343	52	6.60

knockdown blocks in just 26 plays. Kelvin Hankins is the other candidate for a starting tackle slot. The red-shirt senior played 241 snaps last year and is a veteran of 20 games in his career. The 6-3, 298-pounder was a first-team **USA Today** All-American out of high school in Camden, NJ. Brent LeJeune and Jamison Temples are two more young offensive tackles who have game experience.

The tight end position is up for grabs among three returning lettermen. Although all three have seen moderate playing time, they have just one career reception between them. Mike Samnik, perhaps the best athlete among the offensive linemen, played 250 snaps last year, but injured an ankle in an offseason basketball game and missed spring practice. Steve Derriso is another returning letterman from 1990, while Tyrone Gibson is a returning letterman from the 1989 club.



McDaniel is already in Clemson's Top 10 in tackles.

Gibson was the front-runner out of spring practice. He played 12 games at the tight end position in 1989, and even started one contest. The 6-3, 247 pounder had some five-reception scrimmages in the spring, and his blocking showed marked improvement. Samnik played 250 snaps and started three games last year, and is a fine athlete, while Derriso is a converted linebacker who also has outstanding athletic ability. He is one of the leaders of Clemson's special teams.

Curtis Whitley is the returning starter at center, but Mike Brown, the starter in the Hall of Fame Bowl victory over Illinois, is first on the depth chart heading into the spring. Both are red-shirt seniors with a lot of experience who have started significant games over the last three seasons.

Whitley was a bright spot in the loss at Virginia with an 84 percent grade in 40 plays, his second highest grade of the season. The native of Smithfield, NC had 45 knockdown blocks last year, third best on the offensive line. Brown, who will earn his degree from Clemson in August, just before the start of fall practice, came to Clemson as a tight end. He had an outstanding Hall of Fame Bowl contest against Illinois with a 72 percent grade for 50 plays against Illini All-American Moe Gardner.

The Defense

Clemson's tradition of outstanding defensive efforts reached its zenith in 1990 when the Tigers won their first-ever total defense national championship. Clemson paced the nation in total defense and ranked second in the country in scoring defense and rushing defense. The pass defenders also had the sixth best figure in the nation. It was the first time in Clemson history the Tigers ranked in the top 10 in the nation in all four major defensive statistics.

"We were extremely gratified with the performance of our defense last year," said Hatfield. "It was a team effort as we saw significant contributions by second-team players at every position throughout the season. It was the best defense I have been around."

"Hopefully this pride will carry over to this year. I think it will because our players want to hold that number-one ranking. We need some players to step up from backup roles, especially in the secondary, but we have some very talented players returning who could form the nucleus of another top ranked defense. At least that is our goal starting the season, to retain that number-one ranking."

There could be a few changes in Clemson's look this year as Ron Dickerson has replaced Bob Trott as the coordinator of Clemson's defense. Trott left Clemson last summer to work with the Super Bowl Champion New York Giants.

Dickerson was on the staff at Penn State as a secondary coach from 1985-1990. In his 19 years as a fulltime assistant coach he has coached 17 players that have gone on to play in the NFL. He was one of the architect's of Penn State's fine defense in 1986 when the Nittany Lions won the National Championship, and last season when Penn State ranked in the top 10 in the nation in all four major defensive categories.

Dickerson will have some talented efforts to



Flesch is one of the nation's finest guards and will be a key to another Top 10 rushing season for the Clemson offense.

coordinate, especially at the linebacker positions. Clemson's group of inside and outside linebackers are ranked second best in the nation by **The Sporting News** Preseason Book for 1991.

Inside linebacker Ed McDaniel and outside linebacker Levon Kirkland have rejuvenated the hard-working spirit that led the Army teams of the 1940s to greatness. Those teams were led by Doc Blanchard, Mr. Inside, and Glenn Davis, Mr. Outside, who both won the Heisman Trophy at one time or another in their careers. (By the way, Blanchard was a native of South Carolina). Clemson has a similar one-two punch on the defensive side of the football.

McDaniel, Mr. Inside, led Clemson in tackles in 1988 and 1990, both units that ranked among the best defensive teams in the nation. He had 109 stops last year, including 13 behind the line of scrimmage. He led Clemson's number-one ranked defense in tackles seven times, including a 12-tackle effort against Illinois in the Hall of Fame Bowl. The native of South Carolina ranks ninth in Clemson history in total tackles with 275, rates second in caused fumbles and is 15th in career tackles for loss.

Kirkland, Mr. Outside, was a second-team All-American by both AP and UPI as a junior and was the only underclassman to be chosen as a finalist for the Butkus Award. The native of Lamar, SC who was not even an all-state selection in high school, had 58 stops, including 10 behind the line of scrimmage and he is already fifth in Clemson history in tackles for loss, fifth in caused fumbles and eighth in quarterback sacks. Mr. Outside plays all over the field, as his



Jackson has made a tackle every 5.4 plays he has been in a game, while Simmons has chased opposing ball carriers in the backfield for two years.

OUTSIDE LINEBACKERS

Name	Hgt	Wgt	Cl.	Exp	1990 Career	
					Plays	GP-GS
R. Adams	6-2	229	*FR	RS	—	—
W. Buford	5-11	188	JR	SQ	—	—
J. Fendley	6-1	218	SO	SQ	—	—
T. Howard	6-0	205	JR	SQ	—	—
L. Kirkland	6-2	230	*SR	3VL	483	36-31
R. McNeil	6-2	242	JR	SQ	—	—
A. Sheppard	6-5	235	JR	2VL	269	24-0
W. Simmons	6-2	225	*JR	2VL	275	24-1
L. Usher	6-2	220	*FR	RS	—	—

INSIDE LINEBACKERS

Name	Hgt	Wgt	Cl.	Exp	1990 Career	
					Plays	GP-GS
D. Calhoun	6-2	225	*SO	1VL	39	12-0
K. Jackson	5-11	220	*JR	2VL	196	23-0
T. Jones	6-1	205	*FR	RS	—	—
E. McDaniel	6-0	225	*SR	3VL	547	36-27
J. McMakin	5-10	204	SO	SQ	—	—
C. O'Brien	6-3	240	*SR	3VL	183	34-0
S. Scott	6-1	215	*JR	2VL	16	21-0
K. Session	5-11	207	SO	SQ	—	—

team best 18 quarterback pressures and eight pass deflections in 1990 attest. Last year he spent as much time blitzing quarterbacks as he did defending running backs and receivers down field.

Both McDaniel and Kirkland have received much preseason attention for 1991. The former is a third-team preseason All-American by **Football News** and is ranked as one of the top 10 linebackers in the nation by **Sporting News**, **NCAA College Football Preview**, and **Lindy's**. Kirkland has already been called the preseason favorite for the Butkus Award by **USA Today's** Steve Weiberg and is a near unanimous first-team preseason All-American. He is called the number-one outside linebacker in the nation by **The Sporting News**.

While Mr. Inside and Mr. Outside are the mar-

quee linebackers on this year's team, there are others who hold prominent roles in Clemson's total team effort. Ashley Sheppard and Wayne Simmons will help Kirkland at the outside linebacker slots. Sheppard had 48 tackles last year as a reserve and he accumulated 10 tackles behind the line of scrimmage. The 6-5, 235-pound junior has the physical tools to play this game for a long time. He is ranked as the number-one special teams player in the nation by **The Sporting News**.

Simmons was Kirkland's backup last year, but could play both slots in a revolving system in 1991. He had 41 stops last year and also had three stops behind the line of scrimmage. He burst on the scene as a freshman with a breathtaking 73-yard interception return at Florida State in Clemson's 11-point victory. Arthur Bussie, who set a Clemson record for special teams tackles in a game with six against Long Beach State in 1990, and Rod Adams, a red-shirt freshman who had five tackles for loss and was the top defensive player in the Spring Game, are also outstanding players for Clemson at the outside linebacker slot.

Joining McDaniel as a starter on the inside should be junior Kenzil Jackson. The native of Georgia played 196 snaps as a reserve last year, but showed the headhunter abilities to start for most teams. He finished eighth on the club in tackles with 50, he actually had more stops than four starters. Over the last two seasons, Jackson has had two of the top five plays per tackle figures by a Tiger over the last five seasons. In 1990 Jackson averaged a tackle for every 5.44 snaps he played.

Chuck O'Brien, Darren Calhoun and Shane Scott are three more inside linebackers returning with significant game experience, while Tim Jones appears to be a star of the future among the red-shirt freshmen. O'Brien is a veteran who is the only active player on the team who lettered

in 1987. The only Maryland native on the Clemson team had 29 tackles in 183 plays as a reserve a year ago, sixth on the team in plays per tackle.

Calhoun, an outstanding student, joined Scott as valuable special teams players who also contributed on regular scrimmage plays. Calhoun had 12 stops last year in 12 games, while Scott had 28, including a record-tying 23 tackles on special teams plays. Jones had a 53-yard interception return and seven tackles for the victorious White team in the Spring Game this year and turned heads with his speed and hitting ability.

The interior line is led by returning All-ACC middle guard Rob Bodine. The walk-on was third on the team in total tackles with 78 and he paced the team in tackles for loss with 14. The native of North Dakota also had 5.5 sacks to ranks third on the team. An animal science major who worked on a cattle ranch in North Dakota this past summer, Bodine was a second-team preseason All-American by **Football Digest** this year.

Chester McGlockton is a talented returning starter set for an all-star junior year. As a sophomore, McGlockton racked up 58 tackles to rank sixth on the team, finished third in tackles for loss and was second in sacks with 6.5. He is also ranked in the top 10 in Clemson history in career sacks and that has been accomplished after just two years of play. The native of Whiteville, NC finished the season on a strong note with 23 tackles and eight tackles behind the line of scrimmage in his last three games.

MIDDLE GUARDS


Name	Hgt	Wgt	Cl.	Exp	1990 Career	
					Plays	GP-GS
R. Bodine	6-1	245	*SR	2VL	484	23-23
B. Buckner	6-3	315	*SO	1VL	137	10-0
J. Holloway	6-4	300	*FR	RS	—	—
M. Owens	5-11	247	JR	SQ	—	—

DEFENSIVE TACKLES

Name	Hgt	Wgt	Cl.	Exp	1990 Career	
					Plays	GP-GS
D. Davis	6-0	286	*SR	3VL	156	33-1
T. Davis	5-9	208	JR	SQ	3	1-0
C. McGlockton	6-5	310	*JR	2VL	331	23-8
A. Richard	6-4	274	*JR	2VL	174	11-4
T. Simpson	6-3	280	JR	2VL	119	20-0
P. Wilson	6-4	285	*SO	1VL	114	12-0

McGlockton is a first-team preseason All-American according to **Lindy's** football annual and is ranked as the third best defensive lineman in the nation according to **Sporting News**. The 310-pounder averaged a tackle every 5.7 snaps he played last year.

Al Richard, a starter in four games last year, should be a full-time starter in 1991, his junior year. Richard had 19 tackles a year ago and played 174 snaps from scrimmage. Brentson Buckner should push Bodine at the middle guard position after collecting 28 tackles in just 137 snaps last year. That computes to one tackle every 4.89 plays, best by a Clemson defender in five years, yes even better than figures for Cleveland Browns All-Pro Michael Dean Perry, who had a tackle every 5.26 plays during his All-American 1987 season.



Buckner engulfs opposing ball carriers at a rate better than Michael Dean Perry did during his 1987 All-American senior season.

David Davis (24 tackles, five for losses), is coming off one of his best games at Clemson when he started and had a sack and a half, costing the Illini 18 yards in losses. Pierre Wilson (11 stops, three sacks), and Tyrone Simpson (13 tackles) should all see increased playing time in the defensive line.

"The area of the team that will require the most reconstruction this fall is the defensive secondary," said Hatfield. "When Dexter Davis went pro a year early it created a hole in the secondary. He had a great junior year (six interceptions), while Jerome Henderson (first Tiger drafted last year at #41 by the Patriots) and Arlington Nunn (a record three interceptions for touchdowns) were outstanding senior leaders and significant reasons we led the nation in total defense."

Robert O'Neal is the only returning starter in the secondary, but he might be one of the best in the nation at free safety. The junior started all 12 games and ranked fifth on the team in tackles with 60. A first-team All-ACC choice as a freshman, he paced the conference and ranked in the top 10 in the nation in interceptions in 1989 with eight. He also figures to be Clemson's top punt returner after averaging 8.4 a return last year.

O'Neal did not have any interceptions last year after collecting an ACC leading and Clemson record eight thefts as a freshman. The 1991

E. Geter	5-11	191	JR	2VL	209	24-0
D. Goudelock	5-9	152	*JR	1VL	73	11-0
G. Greene	5-8	160	SR	SQ	—	—
D. Joye	5-10	192	*JR	1VL	8	14-0
S. Lewis	6-0	190	*JR	1VL	40	13-0
T. Mauney	5-9	187	SR	3VL	178	34-0
G. Parks	5-8	176	JR	SQ	—	—
T. Shore	5-8	152	*SR	SQ	—	—
S. Sloan	5-6	155	*JR	SQ	—	—
C. Thurman	5-7	160	JR	SQ	—	—
M. Waldrep	5-10	186	SO	SQ	—	—
D. White	6-1	185	SO	SQ	—	—

Safeties

1990 Career

Name/Pos.	Hgt	Wgt	Cl.	Exp	Plays	GP-GS
N. Brown, ROV	6-0	190	*JR	2VL	73	19-0
F. Daves, SAF	6-1	187	SO	SQ	—	—
T. Hill, ROV	5-10	189	SO	SQ	—	—
S. Mayers, ROV	6-0	197	JR	SQ	—	—
T. Mouzon, ROV	6-1	214	SR	3VL	125	35-1
R. O'Neal, SAF	6-2	185	JR	2VL	662	24-17
E. Ramtahal, SAF	6-1	186	JR	SQ	—	—
J. Trapp, SAF	6-1	175	JR	2VL	35	21-0

preseason Thorpe Award candidate is ranked among the top seven defensive backs in the nation by **Sport Magazine**.

Eric Geter and Tony Mauney are penciled in to become starters at cornerback for the first-time in their respective careers. Geter had 30 tackles and three pass deflections as a reserve corner last year, while Mauney had 22 stops. Mauney had a stellar eight-tackle game against South Carolina when he replaced an injured Jerome Henderson in the first period.

James Trapp and Tyron Mouzon should also see plenty of playing time on the final line of defense. Trapp had 18 stops last year and is a multiple All-America sprinter on the Clemson track team. He has the second fastest times in Clemson history in the indoor 55 meters (6.17) and the outdoor 100 meters (10.04). He toured Europe this past summer on the International track circuit. In a June 28 race in Finland he finished second, defeating former Olympian Ben Johnson. Mouzon is a junior who had 19 stops last year and has been one of the top special teams players.

Special Teams

Clemson lost its MVP on offense in 1990, Chris Gardocki, when the best combination punter/placekicker entered the NFL draft after his junior year. Gardocki ranked in the top five in the nation in punting and placekicking last year, the second player in NCAA history to do that in the same season.

"We will work on a lot of live punting and placekicking situations this fall," said Hatfield. "Chris was the best in the country and he will be very difficult to replace. We are very proud of what he was able to do at Clemson and I would look for him to have a great pro career."

Red-shirt freshman Nelson Welch will get a look as both a punter and placekicker, positions he held with distinction at the high school level when he was a prep All-American. Chuck Lynch, a grad student walk-on, will get a long look as the punter this fall and ranked as the number-one punter heading into September. He averaged 38 yards a punt in the Spring Game. Erik

Phillips is a returning placekicker who had some experience with kickoffs last year.

KICKERS/PUNTERS/SNAPPERS


1990 Career

Name/Pos.	Hgt	Wgt	Cl.	Exp	Plays	GP-GS
J. Clamp, K	6-1	202	*JR	SQ	—	—
J. Floyd, SN	6-0	255	SO	SQ	—	—
D. Harmon, SN	5-10	202	*SR	SQ	—	—
R. Hutchins, SN	5-11	216	*JR	SQ	0	1-0
J. Kubu, PK	5-11	167	*SR	1VL	—	16-0
C. Lynch, K	5-11	214	*GR	1VL	—	—
E. Phillips, PK	5-11	162	SR	SQ	0	13-0
N. Welch, PK	5-10	175	*FR	RS	—	—

Jon Kubu could be the placekicking and kickoff answer. The walk-on performed the kickoff chores for Clemson in 1989, but gave up football altogether in 1990 when he figured he would never see any action sitting behind Gardocki. Clemson must also replace a three-year starter at snapper, as Scott Beville has also graduated.

As far as returns are concerned, Clemson must replace Doug Thomas, who became the first Tiger ever to record two kickoff returns for touchdown in the same season. He had a 30.3 average that would have led the nation had he had enough attempts to qualify. Dexter Davis's departure also creates an opening as the punt returner, but Robert O'Neal did have 13 returns last year as his backup.

Eric Geter and Larry Ryans have experience in terms of returning kickoffs, but James Trapp could also see time in that area. A Ryans and Trapp combination would give Clemson two All-America sprinters with Olympic sprinting ability.



Mauney is a senior who must be very active in the secondary.

CORNERBACKS BACKS

1990 Career

Name/Pos.	Hgt	Wgt	Cl.	Exp	Plays	GP-GS
D. Atchison	5-11	204	SO	SQ	—	—
Phil Caputo	5-6	181	SO	SQ	—	—
B. Fewster	5-10	186	*JR	1VL	—	5-0

Head Coach Ken Hatfield

Clemson Coaches

If auspicious beginnings hold any portent, Ken Hatfield is set for a stellar career at Clemson. When the 48-year-old coach took over the Clemson program in January of 1990, he was faced with the challenge of continuing the tradition of football excellence set in the eighties (only Nebraska and Miami had fewer losses in that time frame). Hatfield more than met that challenge, showing that the Tigers are definitely in good hands for the 1990s.

The victory over Illinois in the Hall of Fame Bowl made Hatfield the first Clemson coach to win 10 games in his first year and his .833 winning percentage is the best by a first-year Clemson coach since 1990 when John Heisman was 6-0. The 1990 season included six wins over teams with winning records. Only Georgia Tech had more.

Hatfield was just the eighth coach to take a team to a Top 10 AP final ranking in his first year with the program in the last 13 years. He is the first ACC coach in history to take a team to a final AP top 10 ranking in his first year at a school.

But Hatfield's impressive debut at Clemson was no big surprise to those who have followed his career. He has enjoyed success throughout his involvement with the sport of football, as a

player and coach. He has now had a Top 15 team at three different schools, Air Force, Arkansas and Clemson.

As a player, he helped Arkansas face every challenge in 1964, when the Razorbacks had an 11-0 season and won the national title. As an assistant coach at Tennessee and Florida, he molded countless players into top-notch athletes who competed for Southeastern Conference

"Congratulations to Ken Hatfield and Clemson University. Coach Hatfield has done a masterful job, an absolute Coach-of-the-Year job in my opinion, and also a masterful job with the leadership he has provided for Clemson University."

John Mackovic, Head Coach, University of Illinois, following Clemson's 30-0 victory over the Fighting Illini in the Hall of Fame Bowl.

titles, played in seven bowl games in a 10-year period, and ranked in the final top-20 five times. As a head coach, he took a dormant Air Force program to a number-13 national ranking and a pair of bowl wins. He continued to meet the challenges at Arkansas, his alma mater, guiding the Razorbacks to back-to-back Southwest Conference titles, something that had not been done at Arkansas since Hatfield was a player.

Hatfield has taken his teams to nine consecutive post-season bowls, including January 1 appearances four of the last five years. He is one of just five active coaches to take a team to a bowl each of the last nine years. He is in noteworthy company as the other members of that exclusive club are Tom Osborne (Nebraska), Pat Dye (Auburn), LaVell Edwards (BYU), and Bobby Bowden (Florida State).

Hatfield has an overall record of 91-51-2 (.639), but he has won 77 percent of his games over the last seven seasons (75-21-1). At Arkansas, he posted a record of 55-17-1 over six seasons, a .760 winning percentage. That percentage is second best in Southwest Conference history as only Darrell Royal (Texas 1957-76) had a better percentage. Hatfield's SWC winning percentage was higher than 11 former SWC coaches who are in the College Football Hall of Fame, including Bear Bryant, Frank Broyles, Jess Neely, and John Heisman.

The native of Helena, Arkansas, played in two bowl games with the Razorbacks, coached in seven post-season games as an assistant and the Hall of Fame Bowl marked the ninth in which he was the head coach. Five times he has

NICE START!

Hatfield was just the eighth coach in the last 13 years to take a team to a Top 10 AP final ranking in his first season with a program.

KEN HATFIELD COACHED TEAMS IN FINAL NCAA STAT RANKINGS

Year	Rank	Figure	Category
Clemson			
1990	1st	216.9	Total Defense
	2nd	9.9	Scoring Defense
	2nd	71.7	Rushing Defense
	6th	87.89	Passing Eff. Def.
	8th	+1.2	Turnover Margin
	9th	255.3	Rushing Offense
	11th	37.9	Net Punting
Arkansas			
1989	7th	314.2	Rush Offense
	11th	447.8	Total Offense
	12th	32.5	Scoring Offense
1988	18th	246.7	Rush Offense
	4th	91.8	Rush Defense
	19th	31.5	Scoring Offense
1987	1st	+2.0	Turnover Margin
	10th	266.3	Rush Offense
	7th	100.7	Rush Defense
1986	3rd	+2.0	Turnover Margin
	5th	12.9	Scoring Defense
	7th	23.0	Kickoff Return
1985	12th	247.4	Rushing Offense
	18th	293.7	Total Defense
	8th	265.6	Rushing Offense
1984	13th	113.4	Rushing Defense
	16th	293.6	Total Defense
	19th	27.7	Scoring Offense
1983	5th	12.4	Punt Returns
	6th	11.7	Scoring Defense
	18th	219.7	Rushing Offense
1982	14th	121.7	Rushing Defense
	14th	292.3	Total Defense
	7th	12.5	Scoring Defense
1981	9th	40.3	Net Punting
	7th	11.7	Punt Returns
Air Force			
1983	7th	+1.364	Turnover Margin
	2nd	346.5	Rushing Offense
	4th	458.1	Total Offense
1982	4th	301.7	Rushing Offense
	9th	424.9	Total Offense
	16th	29.9	Scoring Offense
	10th	40.3	Net Punting

coached a team to a top 15 final ranking in the AP poll, and he played on two other top 15 teams. The victory over Illinois in the Hall of Fame Bowl gave him six top-15 seasons in the last eight years.

Hatfield-coached clubs have excelled offensively and defensively, but they have been particularly successful in rushing offense and defense. Each of his last nine teams have finished in the top 20 nationally in rushing offense, including six top 10 finishes.

Two of his last four Arkansas teams finished in the top three in the country in turnover margin, including his 1988 team that was first in the nation (Clemson was second that same year). Defensively, his clubs have finished in the top 15 in the nation in rushing defense six of the last seven years. The Tigers ranked first in the nation in total defense, second in rushing defense, and second in scoring defense at the end of the 1990 regular season.

Hatfield has coached in four major con-




Ken Hatfield and wife Sandy.

YEAR BY YEAR WITH KEN HATFIELD

Year	School	Varsity Records	Final AP-UPI	Status	Bowl
1962	Arkansas	9-2	6-6	Player	Sugar vs. Mississippi
1963	Arkansas	5-5		Player	
*1964	Arkansas	11-0	2-2	Player	Cotton vs. Nebraska
1965	W. Helena HS	—		Asst. Coach	
1966	Army	7-3		Fresh. Coach	
1967	Army	8-2		Fresh. Coach	
1968	Tennessee	8-2-1	13-7	Asst. Coach	Cotton vs. Texas
*1969	Tennessee	9-2	15-11	Asst. Coach	Gator vs. Florida
1970	Tennessee	11-1	4-4	Asst. Coach	Sugar vs. Air Force
1971	Florida	4-7		Asst. Coach	
1972	Florida	5-5-1		Asst. Coach	
1973	Florida	7-5	NR-20	Asst. Coach	Tangerine vs. Miami, OH
1974	Florida	8-4	15-12	Asst. Coach	Sugar vs. Nebraska
1975	Florida	9-3		Asst. Coach	Gator vs. Maryland
1976	Florida	8-4		Asst. Coach	Sun vs. Texas A&M
1977	Florida	6-4-1		Asst. Coach	
1978	Air Force	3-8		Off. Coord.	
1979	Air Force	2-9		Head Coach	
1980	Air Force	2-9-1		Head Coach	
1981	Air Force	4-7		Head Coach	
1982	Air Force	8-5		Head Coach	Hall of Fame vs. Vandy
1983	Air Force	10-2	13-15	Head Coach	Independence vs. Miss.
1984	Arkansas	7-4-1		Head Coach	Liberty vs. Auburn
1985	Arkansas	10-2	12-12	Head Coach	Holiday vs. Arizona St.
1986	Arkansas	9-3	15-16	Head Coach	Orange vs. Oklahoma
1987	Arkansas	9-4		Head Coach	Liberty vs. Georgia
*1988	Arkansas	10-2	12-13	Head Coach	Cotton vs. UCLA
*1989	Arkansas	10-2	13-13	Head Coach	Cotton vs. Tennessee
1990	Clemson	10-2	9-9	Head Coach	Hall of Fame vs. Illinois
Head Coaching Record		Air Force	26-32-1	.449	5 years
		Arkansas	55-17-1	.760	6 years
		Clemson	10-2-0	.833	1 year
		Total	91-51-2	.639	12 years

*Denotes Conference Champion

Note: 1964 Arkansas team named National Champs by Football Writers Association.



Hatfield has taken teams to bowl games nine straight years, including last year's triumph in the Hall of Fame Bowl.

major conferences and with independent schools, giving him a diverse background in the finer points of the game. It is one reason he was named the third best teaching coach in college football by **Inside Sports Magazine** in 1990.

Hatfield began his coaching career immediately after graduation. In the fall of 1965, he served as an assistant coach at Helena-West Helena High School in Arkansas. In 1966, he moved to West Point, where he served as freshman coach for two seasons.

After the two-year stint at Army, he served as an assistant coach at Tennessee for three years (1968-70). The Volunteers went to post-season bowls all three seasons (including two major bowls), won a conference title and ranked in the final top 20 of the AP poll all three seasons, including a number-four ranking in 1970.

In 1971, Hatfield began a seven-year stint at the University of Florida, spending four seasons as a defensive backfield coach and three as an offensive backfield mentor. Florida played in four bowl games during his career in Gainesville and two more Gator teams finished in the AP top 20, including the 1974 team that played Nebraska in the Sugar Bowl.

Hatfield became offensive coordinator at the Air Force Academy under current New York Giants Head Coach Bill Parcells in 1978. A year later, Parcells was wooed to the Big Apple and Hatfield became the Falcons' head coach. The Air Force program had not had a winning season

since 1973. But by his fourth season, Hatfield had an eight-game winner, led Air Force to its first-ever victory over Notre Dame, and had taken the Falcons to a post-season bowl for the first time since 1971.

In 1983, Hatfield was named national Coach-of-the-Year by the Football Coaches Association (Bobby Dodd Award) after leading Air Force to a 10-2 season that included wins over Notre Dame, Navy and a bowl victory over Mississippi. It was the Academy's first-ever win over Notre Dame in South Bend.

The next year, Hatfield succeeded Lou Holtz at Arkansas, where he would take his alma mater to 55 wins in six seasons, six bowl appearances and four final top-15 rankings. His 1985 club finished with a 10-2 mark and number-12 national ranking, the Razorbacks' first Top 20 finish since 1982. Four times the Razorbacks rallied from fourth-quarter deficits to gain victory.

The 1986 campaign was another year of success with highlight victories over a nationally ranked Texas A&M club and the Razorbacks' first win in 20 years at Texas. Arkansas advanced to the Orange Bowl and finished 15th in the final AP poll.

Arkansas won the 1988 and 1989 Southwest Conference Championships. Hatfield was named Southwest Conference Coach-of-the-Year in 1988 as he took the Razorbacks to the league title and a 10-0 start. Miami (FL) defeated Arkansas 18-16 in the Orange Bowl to stop the streak.

QUICK FACTS ON KEN HATFIELD

Born: June 6, 1943 in Helena, Arkansas

Wife: Married the former Sandy Wright of Kennett, Missouri in 1969

Education: Graduated from Helena Central High School in 1961. Graduated from Arkansas in 1965 with a degree in accounting

Hobbies: Golf, tennis, jogging, and racquetball

Coaching Record: 26-32-1 at Air Force (5 years); 55-17-1 at Arkansas (6 years); 91-51-2 overall (.639) for 12.

Honors: 1964 Academic All-American as a player at Arkansas; 1983 National Coach-of-the-Year at Air Force; Southwest Conference Coach-of-the-Decade for 1980s by **Houston Post**; Inducted into the Arkansas Sports Hall of Fame in 1989.

Clemson Coach: Became 22nd Clemson Head Football Coach on January 21, 1990

Coaching Experience: One year assistant coach at West Helena High School in Arkansas; two years as freshman coach at Army; three years as assistant coach at Tennessee; seven years as assistant coach at Florida; one year as Offensive Coordinator at Air Force; five years as Head Coach at Air Force; six years as Head Coach at Arkansas; 2nd year as Head Coach at Clemson.

TOP FIRST-YEAR RECORD OF CLEMSON'S HEAD COACHES

RK	Name	Year	PCT	W-L
1.	Ken Hatfield	1990	.833	10-2
2.	Charley Pell	1977	.708	8-3-1
3.	Danny Ford	1979	.667	8-4
4.	John Heisman	1990	1.000	6-0
5.	Edward Donahue	1917	.750	6-2
6.	Frank Howard	1940	.722	6-2-1
7.	Bud Saunders	1923	.688	5-2-1
8.	Josh Cody	1927	.611	5-3-1
9.	Red Parker	1973	.455	5-6

Seven players off the 1988 club (all recruited by Hatfield) were drafted by the NFL, an Arkansas single draft record.

After the 1989 team's 10-2 ledger and second straight SWC championship, Hatfield was named Southwest Conference Coach-of-the-Decade by the **Houston Post**. Included in the victories was a triumph over a top-15 Houston team and Heisman Trophy winner Andre Ware.

Hatfield has also had success off the field. The CFA cited his 1989 Arkansas class for excellence in terms of graduation rate (over 80 percent), one of the top 10 figures in the nation.

"Football is a part of a young man's education. He learns about himself by playing football," states Hatfield. "It gives him a perspective of how to handle defeat as well as victory. Our success at Clemson will be reflected in the lives of our players after they leave Clemson University. We want to help make them the best people they can be. We want to maximize their

WINNINGEST SWC COACHES (All Games — % Basis)


Rank, Name	Schools	Years	Seasons	W-L-T	Pct.
1. Darrell Royal	Texas	20	1957-76	167-47-5	.774
2. Ken Hatfield	Arkansas	6	1984-89	55-17-1	.760
3. Francis Schmidt	Arkansas/TCU	7/5	1922-33	88-26-8	.754
4. Bobby Collins	SMU	5	1982-86	43-14-1	.750
5. Lou Holtz	Arkansas	7	1977-83	60-21-2	.735
6. Fred Akers	Texas	10	1977-86	86-31-2	.731

WINNINGEST SWC COACHES (League Games — % Basis)

1. Darrell Royal	Texas	20	1957-76	109-27-2	.797
2. Ken Hatfield	Arkansas	6	1984-89	35-10-0	.778
3. Bobby Collins	SMU	5	1982-86	30-9-1	.763
4. Fred Akers	Texas	10	1977-86	60-19-1	.756
5. Frank Broyles	Arkansas	19	1958-76	91-36-5	.708
6. Jackie Sherrill	Texas A&M	7	1982-88	36-17-1	.676
7. Lou Holtz	Arkansas	7	1977-83	37-18-1	.670

SINCE 1970, COACHES WHO HAVE TAKEN TEAM TO TOP 10 AP FINAL RANKING IN FIRST YEAR

Year	Coach	School	Rank	Record
1970	Bill Battle	Tennessee	4th	11-1
1973	Barry Switzer	Oklahoma	3rd	10-0-1
	Tom Osborne	Nebraska	7th	9-2-1
1974	Dick Crum	Miami (OH)	10th	10-0-1
1976	John Robinson	Southern Cal	2nd	11-1
1977	Lou Holtz	Arkansas	3rd	11-1
	Fred Akers	Texas	4th	11-1
	Jackie Sherrill	Pittsburgh	8th	9-2-1
1982	Foge Fazio	Pittsburgh	10th	9-3
	Bobby Collins	SMU	2nd	11-0-1
1984	Pat Jones	Oklahoma St.	7th	10-2
1987	Mike Archer	LSU	5th	10-1-1
1989	Dennis Erickson	Miami (FL)	1st	11-1
1990	Gary Moeller	Michigan	7th	9-3
	Ken Hatfield	Clemson	9th	10-2
	John Jenkins	Houston	10th	10-1



Hatfield has coached teams to a Final Top 15 AP ranking at three different schools.

potential. That is our challenge."

These statements were certainly watch-words for Hatfield as a player and these experiences have helped him in his relationship with his players. Hatfield played for three years at Arkansas (1962-64) and he was a starter on the National Championship team of 1964. A defensive back by trade, he earned his fame as the nation's top punt returner in 1963 and 1964. He also finished as the runner-up as a sophomore and is still the only college football player to finish in the top two in the nation in punt returns three straight seasons.

His most memorable play took place against Texas in 1964 when he raced 81 yards with a punt return for a touchdown in Arkansas' thrilling 14-13 victory. It was the key victory in the Razorbacks' championship season. Altogether, Hatfield scored five TDs via punt returns in his career, including an Arkansas record 95-yard return against Tulsa in 1963.

An accounting major who earned his diploma in the spring of 1965, Hatfield was an Academic All-American in 1964 and was the recipient of the Swartz Award, presented annually to the top student-athlete at Arkansas. The 1964 All-SWC selection was inducted into the Arkansas Sports Hall of Fame in 1989.

KEN HATFIELD'S CAREER STATS


Year	GP	Hits	Ast	Tot	PBU	Int	TD	PR	Yds	Avg	TD	LG	Kor	Yds	Avg	TD
1962	11	3	18	21	5	3	0	18	267	14.83	1	71	7	198	28.3	0
1963	10	7	28	35	3	3	0	21	350	16.67	2	95	0	0	0.0	0
1964	11	30	16	46	3	3	0	31	518	16.71	2	81	12	253	21.1	0
Totals	32	40	62	102	11	9	0	70	1135	16.21	5	95	19	451	21.7	0

NCAA CAREER PUNT RETURN LEADERS (Minimum 1.2 Returns Per Game)

Player, Team	Years	No.	Yards	TD	Avg.
1. Jack Mitchell, Oklahoma	1946-48	39	922	7	23.6
2. Gene Gibson, Cincinnati	1949-50	37	760	4	20.5
3. Eddie Macon, Pacific	1949-51	48	907	4	18.9
4. Jackie Robinson, UCLA	1939-40	37	694	2	18.8
5. Mike Fuller, Auburn	1972-74	50	883	3	17.7
6. Bobby Dillon, Texas	1949-51	47	830	1	17.7
7. Erroll Tucker, Utah	1984-85	38	650	3	17.1
8. George Hoey, Michigan	1966-68	31	529	1	17.1
9. Jack Christiansen, Colorado St.	1948-50	37	626	2	16.9
10. Henry Pryor, Rutgers	1948-49	37	625	1	16.9
11. Adolph Bellizeare, Pennsylvania	1972-74	33	557	3	16.9
12. Ken Hatfield, Arkansas	1962-64	70	1135	5	16.2
13. Gene Rossides, Columbia	1945-48	53	851	3	16.1
14. Bill Hillenbrand, Indiana	1941-42	65	1042	2	16.0



Hatfield has been associated with Top 10 programs as a player, assistant coach, and head coach.



Ken Hatfield is still the only player in NCAA history to rank among the top two in the nation in punt returns three straight years.

RECORDS/HONORS BY KEN HATFIELD AS PLAYER

Records

Holds Arkansas Records for:

- Most Punt Returns, Game — 9 vs. Rice (1964)
- Longest Punt Return, — 95 yards vs. Tulsa (1963)
- Most Punt Return Yards, Season — 518 (1964)
- Most Career Punt Return Yards — 1135 (1962-64)
- Most TDs Via Punt Returns, Career — 5 (1962-64)
- Most Punt Returns 70 Yards or More — 5 (1962-64)

Awards

- Academic All-American, 1964
- All-Southwest Conference, 1964
- Swartz (University of Arkansas) Outstanding Student-Athlete Award, 1965
- Southwest Conference Punt Return Champion, 1962, 1963, 1964
- National Punt Return Champion, 1963, 1964
- National Runnerup, Punt Returns, 1962
- One of Three Multiple Punt Return Champs in NCAA History
- Member of State of Arkansas Athletic Hall of Fame

Game By Game With Ken Hatfield

Clemson Coaches

AT AIR FORCE

1979 (2-9 Overall)				
Date	Opponent	Site	W-L-T	AF-Opp
Sept. 9	Tulsa	H	L	7-24
Sept. 16	Wisconsin	A	L	0-38
Sept. 22	Illinois	H	L	19-27
Sept. 29	Kansas	H	L	6-19
Oct. 6	Navy	A	L	9-13
Oct. 13	Notre Dame (10)	H	L	13-38
Oct. 20	Oregon	A	L	*9-17
Oct. 27	Colorado State	A	L	6-20
Nov. 3	Army	H	W	28-7
Nov. 10	Georgia Tech	A	L	0-21
Nov. 17	Vanderbilt	H	W	30-29

136-253

*Air Force awarded victory due to ineligible Oregon Player.

1980 (2-9-1 Overall, 1-6 WAC, 8th)				
Date	Opponent	Site	W-L-T	AF-Opp
Sept. 6	Colorado State	A	L	9-21
Sept. 13	Washington (19)	A	L	7-50
Sept. 20	San Diego State	H	L	10-13
Sept. 27	Illinois	A	T	20-20
Oct. 4	Yale	A	L	16-17
Oct. 11	Navy	H	W	21-20
Oct. 18	Tulane	A	L	7-28
Nov. 1	Boston College	H	L	0-23
Nov. 8	Army	A	L	24-47
Nov. 15	Wyoming	H	W	25-7
Nov. 22	Notre Dame (2)	A	L	10-24
Nov. 29	Hawaii	A	L	12-20

161-290

1981 (4-7, 2-5 WAC, 7th)				
Date	Opponent	Site	W-L-T	AF-Opp
Sept. 12	Brig. Young (15)	A	L	21-45
Sept. 19	Wyoming	H	L	10-17
Sept. 26	New Mexico	A	L	10-27
Oct. 3	Colorado State	H	W	28-14
Oct. 10	Navy	A	L	13-30
Oct. 17	Tulane	H	L	13-31
Oct. 24	Oregon	A	W	20-10
Oct. 31	Army	H	W	7-3
Nov. 14	Notre Dame	H	L	7-35
Nov. 21	UNLV	A	L	21-24
Nov. 29	San Diego State	NI	W	21-16

N1 - Mirage Bowl in Tokyo, Japan 171-252

1982 (8-5 Overall, 4-3 WAC, 3rd)				
Date	Opponent	Site	W-L-T	AF-Opp
Sept. 4	Tulsa	A	L	17-35
Sept. 11	San Diego State	H	W	44-32
Sept. 18	Texas Tech	A	L	30-31
Sept. 25	Brigham Young	A	W	39-38
Oct. 2	New Mexico	H	L	37-49
Oct. 9	Navy	H	W	24-21
Oct. 16	Colorado State	H	L	11-21
Oct. 23	Texas-El Paso	A	W	35-7
Oct. 30	Wyoming	H	W	44-34
Nov. 6	Army	A	W	27-9
Nov. 20	Notre Dame (18)	H	W	30-17
Nov. 27	Hawaii	A	L	21-45
Dec. 31	Vanderbilt	N1	W	36-28

395-339

N1 - Hall of Fame Bowl at Birmingham, Ala.

1983 (10-2 Overall, 5-2 WAC, 2nd, 13th in AP)				
Date	Rank Opponent	Site	W-L-T	AF-Opp
Sept. 3	Colorado State	A	W	34-13
Sept. 10	Texas Tech	H	W	28-13
Sept. 17	Wyoming	A	L	7-14
Sept. 24	Brigham Young	H	L	28-46

Oct. 8	Navy	A	W	44-17
Oct. 16	Texas-El Paso	H	W	37-25
Oct. 22	Utah	H	W	33-31
Oct. 29	Army	H	W	41-20
Nov. 5	Hawaii	H	W	45-10
Nov. 19	Notre Dame	A	W	23-22
Nov. 26	(18) San Diego St.	A	W	38-7
Dec. 10	(16) Mississippi	N1	W	9-3

367-221

N1 - Independence Bowl at Shreveport, LA

AT ARKANSAS

1984 (7-4-1 Overall, 5-3 SWC, 3-T)				
Date	Rank Opponent	Site	W-L-T	UA-Opp
Sept. 14	Mississippi	H-LR	T	14-14
Sept. 22	Tulsa	H-F	W	18-9
Sept. 29	Navy	H-LR	W	33-10
Oct. 6	Texas Christian	H-F	L	31-32
Oct. 13	Texas Tech	H-LR	W	24-0
Oct. 20	Texas (3)	A	L	18-24
Oct. 27	Houston	A	W	17-3
Nov. 3	Rice	H-LR	W	28-6
Nov. 10	Baylor	A	W	14-9
Nov. 17	Texas A&M	H-F	W	28-0
Nov. 24	SMU (11)	A	L	28-31
Dec. 27	Auburn (16)	N1	L	15-21

N1 - Liberty Bowl at Memphis, TN 268-159

LR - at Little Rock

F - at Fayetteville

1985 (10-2-0 Overall, 6-2 SWC, 2-T, 12th in AP Poll)				
Date	Rank Opponent	Site	W-L-T	UA-Opp
Sept. 14	(14) Mississippi	A	W	24-19
Sept. 21	(14) Tulsa	H-LR	W	24-0
Sept. 28	(10) New Mexico St.	H-LR	W	45-13
Oct. 5	(10) Texas Christian	A	W	41-0
Oct. 12	(6) Texas Tech	A	W	30-7
Oct. 19	(4) Texas	H-F	L	13-15
Oct. 26	(14) Houston	H-LR	W	57-27
Nov. 2	(14) Rice	A	W	30-15
Nov. 9	(12) Baylor (11)	H-LR	W	20-14
Nov. 16	(9) Texas A&M	A	L	6-10
Nov. 23	(18) SMU	H-F	W	15-9
Dec. 22	(13) Arizona State	N1	W	18-17

N1 - Holiday Bowl at San Diego, CA 323-146

1986 (9-3 Overall, 6-2 SWC, 2-T, 15th in AP Poll)				
Date	Rank Opponent	Site	W-L-T	UA-Opp
Sept. 13	(18) Mississippi	H-LR	W	21-0
Sept. 20	(12) Tulsa	H-F	W	34-17
Sept. 27	(9) New Mexico St.	H-LR	W	42-11
Oct. 4	(8) Texas Christian	H-F	W	34-17
Oct. 11	(8) Texas Tech	H-F	L	7-17
Oct. 18	(14) Texas	A	W	21-14
Oct. 25	(14) Houston	A	W	30-13
Nov. 1	(13) Rice	H-F	W	45-14
Nov. 8	(10) Baylor	A	L	14-29
Nov. 15	(17) Texas A&M (7)	H-LR	W	14-10
Nov. 22	(11) SMU	A	W	41-0
Jan. 1	(9) Oklahoma (3)	N1	L	8-42

N1 - Orange Bowl at Miami, FL 311-184

1987 (9-4 Overall, 5-2 SWC, 2-T)				
Date	Rank Opponent	Site	W-L-T	UA-Opp
Sept. 12	(13) Mississippi	A	W	31-10
Sept. 19	(12) Tulsa	H-F	W	30-15
Sept. 26	(10) Miami (FL) (5)	H-LR	L	7-51
Oct. 3	Texas Christian	A	W	20-10
Oct. 10	(20) Texas Tech	A	W	31-0
Oct. 17	(15) Texas	H-LR	L	14-16
Oct. 24	Houston	H-F	W	21-17
Oct. 31	Rice	A	W	38-14

NEVER HOME FOR CHRISTMAS

Hatfield has taken his teams to nine consecutive post-season bowls, including January 1st appearances four of the last five years.

Nov. 7	Baylor	H-F	W	10-7
Nov. 14	(20) Texas A&M (19)	A	L	0-14
Nov. 28	New Mexico	H-LR	W	43-25
Dec. 5	Hawaii	A	W	38-20
Dec. 29	Georgia (15)	N1	L	17-20

N1 - Liberty Bowl at Memphis, TN 300-219

1988 (10-2 Overall, 7-0 SWC, 1st, 12th in AP)				
Date	Rank Opponent	Site	W-L-T	UA-Opp
Sept. 3	Pacific	H-LR	W	63-14
Sept. 10	Tulsa	H-F	W	30-26
Sept. 17	Mississippi	H-LR	W	21-13
Oct. 1	Texas Christian	H-F	W	53-10
Oct. 8	(20) Texas Tech	H-LR	W	31-10
Oct. 15	(17) Texas	A	W	27-24
Oct. 22	(13) Houston	A	W	26-21
Oct. 29	(11) Rice	H-LR	W	21-14
Nov. 5	(11) Baylor	A	W	33-3
Nov. 12	(11) Texas A&M	H-F	W	25-20
Nov. 26	(8) Miami (FL) (3)	A	L	16-18
Jan. 2	(8) UCLA (9)	N1	L	3-17

N1 - Cotton Bowl at Dallas, TX 349-190

1989 (10-2 Overall, 6-1 SWC, 1st, 13th in AP)				
Date	Rank Opponent	Site	W-L-T	UA-Opp
Sept. 16	(9) Tulsa	H-F	W	26-7
Sept. 23	(8) Mississippi	A	W	24-17
Sept. 30	(8) UTEP	H-LR	W	39-7
Oct. 7	(7) Texas Christian	A	W	41-19
Oct. 14	(7) Texas Tech	A	W	45-13
Oct. 21	(7) Texas	H-F	L	20-24
Oct. 28	(13) Houston (12)	H-LR	W	45-39
Nov. 4	(11) Rice	A	W	38-17
Nov. 11	(10) Baylor	H-F	W	19-10
Nov. 24	(10) Texas A & M (14)	A	W	23-22
Dec. 2	(9) SMU	H-LR	W	38-24
Jan. 1	(10) Tennessee (8)	N1	L	27-31

385-230

N1 - Cotton Bowl at Dallas, TX

AT CLEMSON

1990 (10-2 overall, 5-2 ACC, T 2nd, 9th in AP)				
Date	Rank Opponent	Site	W-L-T	CU-OPP
Sept. 1	(10) Long Beach St	H	W	59-0
Sept. 8	(9) Virginia (14)	A	L	7-20
Sept. 15	(16) Maryland	A1	W	18-17
Sept. 22	(17) Appalachian St	H	W	48-0
Sept. 29	(19) Duke	H	W	26-7
Oct. 6	(16) Georgia	H	W	34-3
Oct. 13	(15) Ga Tech (18)	A	L	19-21
Oct. 20	(22) N.C. State	A	W	24-17
Oct. 27	(19) Wake Forest	A	W	24-6
Nov. 3	(18) North Carolina	H	W	20-3
Nov. 17	(17) South Carolina	H	W	24-15
Jan. 1	(14) Illinois (18)	N2	W	30-0

A1 at Baltimore Memorial Stadium

N2 at Hall of Fame Bowl, Tampa, FL

Note: Number in parenthesis before opponent is Hatfield coached team's rank heading into the game, number after is opponent's rank prior to game.

Assistant Coaches

Clemson Coaches



LARRY VAN DER HEYDEN
Offensive Coordinator

Offensive Guards, Centers
Iowa State '62

Coaching Experience: HIGH SCHOOL — assistant at Lake City H.S. (Iowa) (1963). COLLEGE — graduate assistant

at Iowa State (1964); defensive line at Iowa State (1965-67); assistant at Drake University (1968-69); offensive coordinator at Indiana State (1969-1973); assistant at East Carolina (1973-1974); assistant at Virginia (1974-75); offensive coordinator at Memphis State (1975-1978); offensive line coach at Clemson (1979-89); off. coordinator at Clemson (1990).

Playing Experience: HIGH SCHOOL — earned three letters in both football and baseball at Moline (IL) High. Earned three letters in both football and baseball at Iowa State.

Education: Graduated from Moline Senior High in 1957; earned a physical education degree from Iowa State in 1962; received Master's from Iowa State in education in 1968.

Personal Data: Born Larry Camiel Van Der Heyden on June 6, 1939 in Brazil, Iowa. Married Lois Jean Plecker of Winter Haven, Florida on April 18, 1961. Children (2): Mike (28); Laurann (26).




Bowl Participation: AS A COACH — 1979 Peach Bowl, 1982 Orange Bowl, 1985 Independence Bowl, 1986 Gator Bowl, 1988 and 1989 Citrus Bowls, 1989 Gator Bowl, and 1991 Hall of Fame Bowl.

Other Highlights: An all-state high school football player. A member of the Big Eight all-conference football team in 1961. Won the Reuben Miller Award for Most Valuable Player on and off the field at Iowa State (1961). Captain of the Iowa State baseball team (1961). Selected to the all-time Iowa State football team (by former players and coaches). Has coached three All-America guards over the last eight years. Five years in a row one of his guards was chosen All-ACC (1983-87). Clem-

VETERAN COACHES

The nine full-time assistant coaches on the Clemson staff collectively have 104 years experience as full-time coaches at the Division I level. Larry Van Der Heyden leads the way with 26 years, while Ron Dickerson has 19 years experience.

son has ranked in the Top 20 in the nation in rushing offense seven of the last eight years, including number-nine in 1990.



RON DICKERSON
Defensive Coordinator

Defensive Backs
Kansas State 1971

Coaching Experience: COLLEGE - Defensive secondary coach at Kansas State (1972-75); Wide receiver and secondary coach at Louisville (1975-77); defensive secondary coach at Pittsburgh (1978-80); assistant head coach and secondary coach at Colorado (1982-84); defensive secondary coach at Penn State (1985-1990)

Playing Experience: HIGH SCHOOL - Four-sport letterman (football, basketball, baseball, and track) at Coraopolis High School in Coraopolis, PA. A High School All-American as a defensive back and an all-state performer in all four sports. COLLEGE - Lettered three years for Kansas State. Set school record for interception return yardage in a career. Played in 1970 East-West Shrine Game, the American Bowl, and the College All-Star Game. Seventh-round draft pick of the Miami Dolphins in 1971.

Education: Graduated from Coraopolis (PA) High School in 1967. Earned a Bachelor's of Science degree in physical education from Kansas State in 1971. Received his Master's degree in Athletic Administration from Louisville in 1977.

Personal Experience: Born July 2, 1948 in Coraopolis, PA. Married Jeannie Morgan of Denver, CO, on Feb. 1, 1969. The couple has a son and a daughter: Ron, Jr. (20) and Rashawn (16). Ron, Jr. is a junior at Arkansas and is a member of the track and football teams.



Bowl Participation: AS A COACH - 1976 Independence Bowl, 1979 Fiesta Bowl, 1980 Gator Bowl, 1986 Orange Bowl,

1987 Fiesta Bowl, 1988 Citrus Bowl, 1989 Holiday Bowl, 1991 Blockbuster Bowl.

Other Highlights: In High School, was an All-American and all-state performer in football, baseball, basketball, and track. Won All-America honors as a defensive back in 1970, his senior year at Kansas State. The 1984 Colorado secondary coached by Dickerson ranked eighth in the nation in pass defense. Penn State finished in the top 15 of the AP poll four times during his coaching stint there. The Nittany Lions were ranked third in 1985 (11-1), first in 1986 (12-0), 15th in 1989 (8-3-1), and 11th in 1990 (9-3). The Nittany Lions ranked in the top 10 nationally in scoring defense four of his six seasons there. In 1990, Penn State ranked in the top 12 in the nation in pass defense (10th), turnover margin (7th), scoring defense (9th), rushing defense (7th), and total defense (11th). The 1990 Penn State team also tied for second in the nation in interceptions with 23. Seventeen players coached by Dickerson have moved on to the NFL, 10 are on current rosters. Has experience as an administrator, he was an assistant athletic director for non-revenue sports at South Carolina for the 1981-82 academic year.



WALLY AKE
Inside Linebackers

William & Mary '72

Coaching Experience: HIGH SCHOOL — defensive coordinator at Falls Church, VA (1972-77) and head coach (1978); COLLEGE — linebacker coach at William & Mary (1979); graduate assistant who worked with tight ends at Arkansas (1980); defensive line coach at Air Force (1981-83); defensive line coach at Arkansas (1984-88); inside linebacker coach at Arkansas (1989).

Playing Experience: HIGH SCHOOL — All-district tight end at Falls Church, VA. Lettered two years in football, two years in basketball and two years in baseball. COLLEGE — Three-year letterman at William & Mary. At William and Mary, earned All-Southern Conference Honors as a junior for team that won league championship. Second-team all-conference as a senior.

Education: Graduated from Falls Church High School in Virginia in 1968. Earned bachelor's degree in Physical Education from William & Mary in 1972.

Personal Information: Born August 11, 1950. He and his wife Chris have one child, Aaron (5).



Bowl Game Participation: AS A PLAYER — 1970 Tangerine bowl. AS A COACH — 1980 Hall of Fame Bowl, 1982 Hall of Fame Bowl, 1983 Independence Bowl, 1984 Liberty Bowl, 1985 Holiday Bowl, 1987 Orange Bowl, 1987 Liberty Bowl, 1989 Cotton Bowl, 1990 Cotton Bowl, and 1991 Hall of Fame Bowl.

Other Highlights: Has coached three All-American Players, Wayne Martin, defensive end, Arkansas; Tony Cherico, noseguard, Arkansas; and Chris Funk, defensive tackle, Air Force. Has coached one or more all-conference players each year of his coaching career. Martin was named defensive Player-of-the-Year in the Southwest conference. Cherico was named defensive Rookie-of-the-Year in the Southwest Conference. Arkansas was 4th in the nation in rushing defense in 1988, 7th in 1987, 13th in 1985 and 14th in 1984, seasons Ake was the defensive line coach. Clemson was #1 in the nation in total defense his first year on the staff.



LARRY BECKMAN
Offensive Tackles, Tight ends

Florida '66

Coaching Experience: HIGH SCHOOL — Assistant at Miami Spring High School in Florida (1967-74); head coach at Pensacola (1978-79); COLLEGE —

Graduate assistant at Florida (1966) and junior varsity assistant (1975); offensive line coach at East Tennessee State (1976-78); tight end and special team coach at Air Force (1980) and offensive line coach (1981-83); offensive line coach at Arkansas (1984-89).

Playing Experience: HIGH SCHOOL — Defensive end at Miami Edison. COLLEGE — Lettered three years as offensive guard at Florida. All-Southeastern Conference in 1965 and honorable mention All-American. Co-Captained the 1965 Gator squad.

Education: Graduated from Miami Edison High School in 1961. Earned bachelor's degree in Physical Education from Florida in 1966 and master's degree in Physical Education from Florida in 1967.

Personal Experience: Born February 19, 1943. He and wife, Linda, have two sons, Jon (20) and Brad (18).



Bowl Participation: AS A PLAYER — 1966 Sugar Bowl; AS A COACH — 1975 Gator Bowl, 1982 Hall of Fame Bowl, 1983

Independence Bowl, 1984 Liberty Bowl, 1985 Holiday Bowl, 1987 Orange Bowl, 1987 Liberty Bowl, 1989 Cotton Bowl, 1990 Cotton Bowl, and 1991 Hall of Fame Bowl.

Other Highlights: In High School, All-Dade County selection. Played in the Florida High School All-Star game in 1961. All-Florida defensive end at Miami Edison. In College, All-Southeastern Conference in 1965 and honorable mention All-American. Captained the 1965 Gator squad. Three-year letterwinner at Florida. Since 1982, has coached in eight straight bowl games. In the last eight years, has coached at least one first-team all-conference performer. Arkansas ranked in the Top 20 in the nation in rushing all six years he coached the offensive line. Air Force was ranked in the Top Five in the nation in rushing his last two years at the academy. Clemson ranked ninth in nation in rushing his first year. He also coached Stacy Long, an Outland Trophy Finalist, in 1990.



LARRY BRINSON
Running Backs

Florida '83

Coaching Experience: COLLEGE — graduate assistant at University of Florida (1978); running back coach at Air Force (1983); running back coach at

Arkansas (1984-89).

Playing Experience: HIGH SCHOOL — Three-year letterman as running back at Northwestern Miami, FL. Captained team as senior. Also lettered four years in track. All-City and All-County in football. COLLEGE — Lettered four years as running back at Florida. PROFESSIONAL — Played three years with the Dallas Cowboys, playing in the 1977 and 1978 Super Bowls. Running back for two years (1980-81) for Seattle Seahawks.

Education: Graduated from Northwestern Miami High School in 1973. Earned a bachelor's degree in Physical Education from Florida in 1983.


Personal Information: Born June 6, 1954. He and his wife, Pat, have a son, Kody (7) and a daughter, Ashly Nicole (3).



Bowl Participation: AS A PLAYER — 1973 Tangerine Bowl, 1974 Sugar Bowl, 1975 Gator Bowl, 1976 Sun Bowl, 1977 Super Bowl, 1978 Super Bowl; AS A COACH — 1983 Independence Bowl, 1984 Liberty Bowl, 1985 Holiday Bowl, 1987 Orange Bowl, 1987 Liberty Bowl, 1989 Cotton Bowl, 1990 Cotton Bowl, and 1991 Hall of Fame Bowl.

Other Highlights: With the Dallas Cowboys, had 23 kickoff returns for 502 yards and 26 rushing attempts for 124 yards

and three TDs for the '77 and '78 seasons. Rushed for 1,105 career yards at Florida and nine touchdowns. Arkansas ranked in the top 20 in the nation in rushing all six years he served as an assistant there. Clemson ranked ninth in rushing his first season, and he also coached ACC Rookie of the Year Ronald Williams.



LES HERRIN
Defensive Line

Western Carolina '71

Coaching Experience: HIGH SCHOOL — assistant at R/S Central High in Rutherfordton, NC (1972-74); assistant at Lexington Senior High in Lexington, NC (1975-76); athletic director and head coach at Central Davidson High School in Lexington, NC (1975-79); COLLEGE — defensive coordinator at Appalachian State (1980-81); linebacker coach at Clemson (1981-84); linebacker coach at East Carolina (1985-87); outside linebacker coach at University of North Carolina (1988); defensive line coach at Clemson (1989-present).

Playing Experience: HIGH SCHOOL — lettered three years in football, baseball and basketball at Waycross (GA) High School. COLLEGE — lettered four years in football at Western Carolina.

Education: Graduated from Waycross High School in Waycross, GA in 1965. Earned a B.A. degree in Education from Western Carolina in 1971. Earned a Master's degree in Health and Physical Education the following year.


Personal Data: Born Les Herrin in Waycross, GA on February 18, 1948. Married Shirley Andrews of Hillsborough, NC on August 15, 1970. Children (1): Deke (15).



Bowl Participation: AS A COACH — 1982 Orange Bowl and 1989 Gator Bowl, and 1991 Hall of Fame Bowl.

Other Highlights: Captain of football team at Western Carolina; Team MVP as a senior and Defensive MVP as a junior; as a coach, led his Central Davidson High School team to a 29-6 record and three conference championships during his three-year tenure. Clemson won national championship his first year on Tiger staff. Coached ACC MVP Jeff Davis, who went on to be captain of Tampa Bay Bucs. Also coached 1989 All-Pro Johnny Rembert of the New England Patriots. Clemson ranked in the Top 10 in scoring and rushing

defense his first two years at Clemson and in 1989 ranked fifth in the nation in scoring, rushing and total defense. Clemson was 1st in the nation in total defense and second in scoring and rushing defense in 1990. Coached two All-ACC players in Vance Hammond and Rob Bodine in 1990.



ROGER HINSHAW
Outside Linebackers

Appalachian State '72

Coaching Experience: HIGH SCHOOL — Assistant coach at Watauga (NC) High School (1972-73); defensive coordinator at Newton County High School,

Covington, GA (1975-76); defensive coordinator at Newnan (GA) High School (1977-78). COLLEGE — Graduate assistant at Appalachian State (1974); defensive coordinator at Livingston University (1979-82); outside linebacker coach at Air Force (1983); outside linebacker coach at Arkansas (1984-89).

Playing Experience: HIGH SCHOOL — Two-year letterman as a wingback/defensive back at Walter Williams High School in Burlington, NC. Also lettered two years in track. COLLEGE — Played defensive back at Appalachian State and earned one letter.

Education: Graduated from Walter Williams High School, Burlington, NC, in 1968. Earned a bachelor's degree in Health and Physical Education from Appalachian State in 1972. Earned a master's degree in Physical Education from Appalachian State in 1974.

Personal Information: Born March 3, 1950. He and his wife Lynn have three daughters, Beth (10), Lindsey (7) and Jamie (5).



Bowl Participation: AS A COACH — 1983 Independence Bowl, 1984 Liberty Bowl, 1985 Holiday Bowl, 1987 Orange Bowl, 1987 Liberty Bowl, 1989 Cotton Bowl, 1990 Cotton Bowl, and 1991 Hall of Fame Bowl.

Other Highlights: Led Appalachian State in interceptions as a senior. Member of the Fellowship of Christian Athletes during his undergraduate days. Arkansas ranked in the Top 20 in the nation in rushing defense four of his six years with the

Razorbacks. Clemson ranked first in the nation in total defense in 1990. OLB Levon Kirkland was a finalist for the Butkus Award.



RICK STOCKSTILL
Quarterbacks

Florida State '82

Coaching Experience: Offensive coordinator and quarterback coach at Bethune-Cookman College (1983-84); assistant head coach and wide receiver coach at the University of Central Florida (1985-89); quarterback coach at Clemson (1989-present).

Playing Experience: HIGH SCHOOL — Earned 14 letters, four in football, four in basketball and six in baseball at Fernandina Beach High School in Fernandina Beach, FL. Earned three letters in football from Florida State University. Starting quarterback in two Orange Bowl games for the Seminoles and took team to a pair of Top 10 seasons.

Education: Graduated from Fernandina Beach High in Fernandina Beach, FL in 1977; earned B.S. degree in Physical Education at Florida State in 1982.

Personal Data: Born Rick Wilson Stockstill on 12/23/59 in Sidney, OH. Married the former Sara Fleischman of Orlando, FL on July 7, 1990.



Bowl Participation: AS A PLAYER — 1977 Tangerine Bowl, 1980 Orange Bowl, 1981 Orange Bowl, 1982 East-West Shrine Bowl, 1982 Japan Bowl. AS A COACH — 1989 Gator Bowl, 1991 Hall of Fame Bowl.

Other Highlights: 1981 **Sporting News** Honorable Mention All-American. 1980 and 1981 All-Southern Independent; 1980 and 1981 All-Metro Conference; Captain of 1981 team; quarterbacked Florida State to consecutive Orange Bowl appearances after the 1979 and 1980 seasons; FSU was ranked 6th in 1979 and 5th in 1980. Clemson set a school record for completion percentage (60%) in his first year as quarterback coach.



RICHARD WILSON
Wide Receivers

Arkansas '81

Coaching Experience: HIGH SCHOOL — secondary coach at El Dorado High (1981-82), head 10th grade coach and varsity wide receiver coach at Jacksonville High (1983). COLLEGE — graduate assistant at Missouri (1984-85), volunteer coach and head junior varsity coach at Missouri (1986); secondary coach at The Citadel (1987) and wide receiver coach (1988); wide receiver coach at Arkansas (1989).

Playing Experience: HIGH SCHOOL — Lettered three years in football, basketball and baseball at Hope High School and was an all-conference performer in all three sports. COLLEGE — played one year at Central Arkansas for the national championship team. Played for three years in the secondary and on special teams at Arkansas.


Education: Graduated from Hope High School in 1976. Earned a bachelor's degree in Education at Arkansas in 1981. Received master's degree in Sports Management from Missouri in 1985.

Personal Information: Born September 20, 1958. Wife's name is Brenda.



Bowl Game Participation: AS A PLAYER — 1977 Champion Bowl, 1978 Fiesta Bowl, 1980 Sugar Bowl, 1980 Hall of Fame Bowl. AS A COACH — 1990 Cotton Bowl, 1991 Hall of Fame.

Other Highlights: In high school, all-conference in baseball, football, and basketball. Batted .500 his senior year in baseball. Named his high school's most outstanding male athlete. In College, competed for the national title as a NAIA player in 1976 and as a NCAA player in the 1980 Sugar Bowl. Coached two professional players while at Missouri, Eric McMillan (Jets) and Robert Delphino (Rams). Arkansas was 11th in the nation in total offense his only year with the Razorbacks.



JIM GOODMAN
Assistant Athletic Director

Jim Goodman is in his first year with the Clemson athletic department serving as Assistant Athletic Director for Recruiting and High School Relations. Goodman might be new at Clemson, but is certainly no stranger to Head Coach Ken Hatfield. Goodman formerly served under the Tiger head football coach at The Air Force Academy and at Arkansas.

Goodman, a Blountstown, FL, native boasts an extensive background in coaching and athletic administration. The 1991 Florida recruiting class was rated the third-best in the nation by the National High School Recruiting Service and the seventh best by both **SuperPrep** magazine and **Lemming's Prep Football Report**.

After graduating from Florida in 1974, the 37-year-old Goodman served as an assistant football coach and head track coach at Ocala Vanguard High School in Florida. He spent the 1976 season coaching the outside linebackers at the University of North Alabama, and was UNCA's wide receiver/tight end coach and recruiting coordinator for the 1977 and 1978 seasons.

In February of 1979, Goodman was named head football coach and Athletic Director at the Marion Military Institute Junior College in Alabama, a dual role he held until joining Hatfield at The Air Force Academy as outside linebacker coach in January of 1981. In 1982, he moved on to Valdosta State, where he was responsible for starting the football program and serving as the head coach. In 1984, he gave up his coaching duties as he was named Director of Athletics at Valdosta State.

Goodman once again joined Hatfield's staff in January of 1986, this time as wide receiver coach at Arkansas. In 1987, in addition to his coaching duties, he became off-campus recruiting coordinator for the Razorbacks and in 1988 was promoted to Director of football operations and recruiting coordinator until returning to his alma mater in July of 1989.

Goodman and his wife, Jennie, a 1975 graduate of the University of Florida, have three children- Jeff 12, Nancy 9, and Tyler 5.

CLEMSON'S LARGEST ALL-TIME CROWDS
(Regardless of Site)

Attendance	Season	Opponent	Site	Score
84,867	1988	South Carolina	Clemson, SC	29-10
84,576	1988	Florida State	Clemson, SC	21-24
83,823	1990	South Carolina	Clemson, SC	24-15
83,356	1988	Duke	Clemson, SC	49-17
83,127	1990	Georgia	Clemson, SC	34-3
82,911	1989	West Virginia	\$Jacksonville, FL	27-7
82,492	1986	South Carolina	Clemson, SC	21-21
82,122	1984	Georgia	Athens, GA	23-26
82,112	1982	Georgia	Athens, GA	7-13
82,093	1984	South Carolina	Clemson, SC	21-22
82,000	1958	Louisiana State	*New Orleans, LA	0-7
81,875	1987	Georgia	Clemson, SC	21-20
81,569	1989	N.C. State	Clemson, SC	30-10
81,550	1989	Georgia Tech	Clemson, SC	14-30
81,377	1986	Georgia	Athens, GA	31-28

*Sugar Bowl, \$-Gator Bowl

Other Assistant Coaches

STANDOUT PLAYERS

Three of Clemson's graduate assistants were members on the 1986 and 1987 ACC Championship Clemson teams.

Clemson Coaches

JAMES EARLE

James Earle, a former Clemson linebacker, is in his second year as a graduate assistant with the Tigers. His responsibilities include working with the offensive scout teams and the outside linebackers.

Earle, a native of Easley, SC, led the Tigers in tackles his senior season (1987) with 79. That year he had seven tackles for losses of 14 yards. He also had one sack and six PBUs while starting all 12 games for the 10-2 Tigers.

During his senior season, Earle was a mid-season pick as #6 outside linebacker in the country by the **Sporting News**. He was also an honorable mention All-ACC selection by the Associated Press. He was a starter on two ACC championship teams and was a 12th-round pick of the Pittsburgh Steelers.

During his high school career, Earle, 24, was a quarterback for Easley High School where he led Easley to the finals of the Upstate playoffs in 1983. He passed for 1,388 yards and 10 touchdowns as a senior. He also averaged 20 points per game in basketball. Earle graduated from Clemson with a degree in secondary education in 1989.

BARNEY FARRAR

Barney Farrar is in his second year as Clemson's volunteer assistant coach, but he is no stranger to the Tiger program. In his current position, Farrar's responsibilities will be on-field coaching and on campus recruiting.

In 1987 and 1988, he served as a graduate assistant football coach, working with defensive backs, outside linebackers, and the defensive line.

For the next two years, Farrar was a graduate assistant coach in the Tigers' strength training room.

Farrar began his college career at Northeast Junior College and was a two-year football letterwinner in 1979 and 1980. In 1980 Northeast was ranked fifth in the final junior college poll. During his career he also ran track, participating in the mile relay and the 800 meter run.

In 1981 and 1982, Farrar played defensive back at Delta State for former Clemson Head Football Coach Red Parker. A two-year letterwinner at Delta State, Farrar was the team captain in 1982.

After his playing days, he served as a graduate assistant coach at Delta State (1983-1985) before coming to Clemson.

Farrar earned a B.S. degree in education from Delta State and later earned a master's degree in Physical Education. At Clemson he is working on his second master's degree in Guidance and Counseling.

Farrar, 31, is married to the former Caroline Hinton and they have a son, Clint (2) and a daughter, Cari, who was born March 19, 1991.

RICARDO HOOPER

Ricardo Hooper is another graduate assistant who will be in his second season with the Tigers in 1991. Hooper, another former Clemson player, assists with coaching the wide receivers.

A native of Atlanta, GA, Hooper came to Clemson on an academic scholarship in 1984 and walked-on with the football squad in 1985. His hard work earned him a scholarship at wide receiver and he started 19 games for the Tigers in his three-year career while playing in 36 contests. In his two years as a starter, the Tigers' posted a 20-4 record. The Clemson squad also won a bowl game each of the years Hooper lettered.

Hooper had 40 career receptions for a gain of 566 yards, a 14.1 yard per catch average. As a senior in 1988, he was the Tigers' second-leading receiver with 18 grabs for 265 yards.

After graduating with a bachelor's degree in political science in 1989, Hooper went on to attend graduate school at Clemson. He earned his master's degree in city planning in 1990.

JOHN PHILLIPS

John Phillips, a former Tiger great between 1984-87, is also in his second season with Clemson as a graduate assistant coach. In 1990, Phillips worked with the offensive line and will work with the defensive line in 1991.

Phillips, a two-time All-American for the Tigers, was a first-team All-ACC selection his junior and senior seasons. He was a recipient of the Jacobs Blocking Trophy for the State of South Carolina for two years. He also received the award for the ACC.

During his senior season, he set the Clemson record with 18 knockdown blocks against Virginia Tech on September 12, 1987. The of-

fensive guard also did not allow the man he was assigned, to sack the quarterback in 1987.

The native of Spruce Pine, NC played in the Japan Bowl and the East-West game.

Phillips, 25, is a 1989 Clemson graduate in sociology. He is married to the former Alison Dillard of Anderson, SC.

SEAN ROCHELLE

Sean Rochelle came to the Clemson staff in 1990 after spending a year at Arkansas. He worked with the Tiger inside linebackers in 1990 and will assist with the quarterbacks in 1991. Rochelle, a native of Elkins, AK, was the 1988 co-Offensive Player-of-the-Year in the Arkansas Intercollegiate Conference.

Rochelle was an all-state quarterback at Elkins before graduating in 1985. He then played four years at Arkansas-Monticello, where he was a two-time all-conference quarterback. He produced 4,089 yards in total offense, fourth highest total in school history.

In 1988, he led UAM to a 10-2 record that included a number-seven ranking in the final NAIA Division I poll and guided the Boll Weevils to their first-ever spot in the NAIA playoffs. He rushed for 789 yards and 16 touchdowns and passed for 1,235 yards.


PETER SHINNICK

Peter Shinnick is entering his second year with the Clemson program and is responsible for working with the Tiger tight ends. Shinnick came to Clemson in 1990 from Arkansas, where he had also served as a graduate assistant.

Shinnick was a two-year letterman at Colorado, where he played offensive guard and snapped for punts and placements. He played on teams that went to the Freedom and Bluebonnet Bowl games.

He played three years as an offensive tackle and defensive tackle at Columbia Hickman High School in Missouri before enrolling at Colorado. He graduated from high school in 1983.

Shinnick, 26, earned his degree in Marketing from Colorado in 1988 and immediately began his coaching career at Richmond as a graduate assistant. He and his wife, Traci, were married in June.



James Earle



Barney Farrar



Ricardo Hooper



John Phillips



Sean Rochelle



Peter Shinnick

Clemson Administrators

ALL-AROUND EXCELLENCE

Over the last five years, 16 of Clemson's 18 teams have been ranked in the top 25 in the country at one time or another.

Clemson Staff



Bobby Robinson
Athletic Director

The Clemson athletic program has been on the rise in just about all forms of athletics in recent years. Bobby Robinson is the leader of the department as its athletic director and his commitment to success in competition, academics and facilities has been the key to this level of distinction.

In 1990-91, for the first time ever, Clemson's all-around sports program was ranked among the top 15 in the nation in both men's and women's competition. Last year the Clemson men's program ranked in a tie for seventh best in the nation with LSU, while the women's program finished in a tie for 13th with Penn State.

The poll was conducted by **USA Today** and took into account the final rankings in 10 major sports.

Clemson's top 10 ranking in the men's program was nothing new as it marked the seventh time in the last 12 years that the men's program ranked in the top 10. Clemson has now ranked in the top 30 in the nation in each of the last 12 years.

The number-13 finish for the Lady Tiger program last year was the highest ranking ever. It was the fourth time in the last five years that the Clemson women's program ranked in the top 30 in the country.

Clemson had one of its most successful all-around sports years ever as a record nine of the 18 teams finished in the top 15 of their respective polls. The highest ranked teams were the women's cross country team (third), soccer team (fourth) and baseball team (fourth). Clemson's women's basketball team was eighth in the final **USA Today** poll, while the Clemson football team was ninth.

Under the direction of Robinson, the athletic department continues to support the university. Over \$1.5 million has been contributed to the athletic academic scholarship fund; and band travel equipment and uniforms are funded by athletic dollars. An educational enhancement fund has been coordinated through the efforts of the athletic department and the Athletic Council.

Robinson graduated from Furman with a B.S. degree in business and political science in 1968. He was the president of the Sigma Alpha Epsilon fraternity chapter at Furman.

Robinson came to Clemson in 1970, not in athletics, but in the housing office. After three years, he moved across campus to serve as an administrative assistant in the athletic department.

After serving the athletic department in various capacities, he became business manager in 1975. Two years later he was named assistant athletic director, and in 1980 he became associate AD. He held that title for five years, and his area of responsibility moved to primarily football and basketball. The native of Columbia became Athletic Director in March of 1985.

While serving his administrative duties, Robinson found time to coach the Clemson golf team between 1975 and 1983. During his time as the head coach, Clemson won its first ACC title in golf and three times the Tigers participated in the NCAA tournament. In 1983, his final season as the head coach, he guided Clemson to a number-five finish.

Robinson just completed a term as a member of the NCAA golf committee, and as a member of the CFA Board of Directors.



Dwight Rainey
Senior Associate A.D.

Dwight Rainey has many responsibilities as the athletic department's Senior Associate Athletic Director.

As the number-two man in the department, Rainey's job involves overseeing scheduling and other administrative duties of the football and men's basketball programs.

Since Clemson places much emphasis on a well-rounded sports program, Rainey is also in charge of all 16 of Clemson's non-revenue sports and their day-to-day operations. In addition, Rainey oversees strength training and equipment room activities.

Rainey has done an outstanding job since he took the responsibility as an athletic administrator, keeping Clemson teams competitive not only regionally, but also nationally.


In his seven years of overseeing Clemson's 18-sports program, Clemson has been in the top 25 in the nation in the **Knoxville Journal All-Sports Poll** six times.

In 1986-87 both the men's and women's programs were in the Top 20, a first in Clemson athletics. In 1987-88 and in 1988-89 both rated in the Top 30. Two of the last four years Clemson has won seven ACC team championships, which ties the league record. In 1988-89 Clemson had nine teams that finished in their respective sports Top 20, the third year in a row Clemson had at least nine. Clemson was ranked in the top 15 in both men's and women's all-around sports polls last year, a first in Clemson athletics.

Rainey came to Clemson's administration from the basketball office, where he served as Bill Foster's top assistant for 13 years, five at UNCC and eight at Clemson. With the basketball program Rainey was responsible for recruiting, scheduling, on-the-floor instruction and administrative tasks.

Rainey was the first assistant hired by Bill Foster upon his appointment at Clemson. He spent nearly a third of his life working with Foster as a player or a coach, as he played for Foster at Shorter College in Georgia and also coached under Foster at UNC-Charlotte.

Rainey has a fine business background as he earned a Bachelor of Arts degree in business administration from Shorter College in 1967 and a Master's degree from UNC-Charlotte in 1972. Between 1967 and August of 1970 he worked with a division of the Chrysler Corporation in Atlanta, GA.



Len Gough
Associate Athletic Director

Len Gough is currently in his seventh year as associate athletic director for public relations. Bringing to the position a talent for adaptability and versatility that stems from his lengthy affiliation with the Clemson athletic department, the 1974 Clemson graduate began working as a student football manager as an undergraduate and has continued to progress through the administrative ranks.

Following his graduation, Gough became assistant equipment manager, and, in August of 1976, he took on the responsibilities of head equipment supervisor. In this capacity, he was in charge of the purchase, maintenance, and issue of a \$1.5 million athletic inventory. He also coordinated football and basketball trips, ad-

ministered the letterman award program, and designed the 1981 football national championship ring.

In July of 1982, Gough began a series of rapid steps upward in athletic administration when he was named Assistant Executive Secretary of IPTAY. Among Gough's responsibilities were assistance in the total fund-raising efforts of IPTAY, supervision of sales of executive suites in Clemson's Memorial Stadium, serving as game manager for basketball games, and coordinating all tournaments hosted by Clemson.

After spending a little more than two years in this capacity, Gough moved into the position of assistant athletic director, where he was in charge of promotions and media relations. He continued to serve as game manager for football and basketball, as well as coordinating all event promotions. This move led quickly to Gough's advancement in May of 1985 to his current position of associate athletic director.

The broad scope of Tiger athletic public relations includes media relations, the athletic department's licensing program, the courtesy vehicle program, sales and supervision of the executive suites in the stadium, development of major corporate sponsors, administration of television and radio operations, the coordination of promotions and special events. Essentially, Gough is the salesman for the athletic department.

Gough, a 1970 graduate of Chester High School in Chester, SC, is married to the former Jane Price, (Clemson Class of 1975) of Greenwood, SC.



Van Hilderbrand Associate Athletic Director

Any Tiger fan who has ever needed tickets or parking for a Clemson athletic event will recognize the name of Van Hilderbrand. He has served the Clemson athletic department for 15 years and is in his seventh year as an associate/assistant athletic director. He is in

charge of the ticket office and supervises all parking administration.

Hilderbrand is certainly familiar with the athletic department. He started his association there as a student employee in the ticket office during his college career, 1970-74. In 1976 he filled the newly created position of assistant ticket manager, and in 1980 he was named Athletic Department Ticket Manager. In 1985 he was made an assistant athletic director and in March of 1991, Hilderbrand was named associate athletic director.

Demand for tickets to Clemson athletic events is at an all-time high and it is Hilderbrand's responsibility to distribute the tickets to the thousands who attend the games.

Clemson finished the 1990 season ranked seventh in the nation in average football attendance. That marked the eighth straight year that Clemson has finished in the top 10 in the nation in attendance. Additionally, Clemson won the ACC attendance title for the 13th straight year, the seventh straight year by a margin of at least 25,000 fans per game. In 1989 Clemson averaged 78,817 fans per game, the seventh largest crowd in the nation.

In the 10 years since Hilderbrand took the job as ticket manager, he has distributed more season tickets than ever before for football and basketball. He has met the challenge by keeping up with the technology of the profession. Clemson has utilized a computerized ticket system since 1986. He also had the added challenge of handling requests for tickets with the 15,000-seat addition to Memorial Stadium in 1983.

Hilderbrand worked as athletic supervisor for the Greenwood Recreation Department for two years after graduation, and in 1976, he returned to Clemson.

Hilderbrand graduated from Clover (SC) High School in 1970, and earned his degree in parks and recreation administration from Clemson in 1974. The 39-year-old is married to the former Diane Harris of Clover and they have two children, Van Jr., who was born December 31, 1979, the day Clemson met Baylor in the Peach Bowl, and Lee Elizabeth, who was born October, 1985.



Robert Ricketts Associate Athletic Director

Keeping the expense accounts of such a vast operation as the Clemson athletic department in order is no easy task, but Associate Athletic Director Robert Ricketts is well qualified for the job. Ricketts is in his sixth year in the department but he has already been elevated to associate athletic director. He is in his 16th year with the university.

As associate athletic director in charge of business operations, Ricketts handles all purchasing and expense accounts. This job is old hat to Ricketts as he spent nine years working for Clemson in auditing and accounting departments. During these nine years, one of his main duties was the audit for the athletic department. He worked in the University's financial management division in accounting control and payroll benefits between 1976 and 1977, then worked in the internal auditing division as an auditor between 1977 and 1980. In 1980 he was named an audit supervisor, a position he held until February of 1985. Thus, he has seen all sides of his job.

Ricketts earned an associate of arts degree from Anderson College in 1969, and a business administration degree from Erskine College in 1971. He is also a 1967 graduate of T.L. Hanna High School in Anderson. After his graduation from Erskine, he entered merchandise management with the J.C. Penny Company of Greenville and Anderson. He worked for that company between 1972 and 1976, until he began his career with the University on May 28, 1976.

The native of Anderson has also completed the College Business Management Institute at the University of Kentucky. He is a member of the Institute of Internal Auditors and College Athletic Business Managers Association. Ricketts also has served as secretary of the Clemson Recreation Advisory Committee for six years.

Ricketts and his wife, Kathey, have two children, Chesley (13) and Lindsey (9). His wife is employed in the Payroll/Benefits Office at Clemson University.



Paul Aaron Director of Institutional Compliance

Paul Aaron was named Clemson University's Director of Compliance on July 20th, 1990. As director of compliance, Aaron assumes day-to-day responsibilities for all aspects of the athletic program regulated by NCAA rules, including certification of athlete eligibility, administration of financial aid to student-athletes, and recruitment. Aaron reports directly to Clemson University President Max Lennon and Clemson Athletic Director Bobby Robinson.

Aaron also coordinates educational and monitoring programs aimed at preventing violations, and conducts inquiries when the university suspects rules violations and reports them to the ACC and NCAA when appropriate. Although only on the job for a year, he has become a man known for his open door policy. Some other duties include serving as a liaison with the ACC and NCAA for legislation and interpretations, preparing and reviewing contracts for the athletic department and other related matters.

Aaron graduated from Clemson in 1976 with a degree in psychology and worked for four years with Guilford Mills, Inc. of Greensboro, NC before entering the University of South Carolina School of Law. Aaron came to Clemson in 1987 and served as university counsel for Agriculture and Natural Resources. Before coming to Clemson in 1987, he served several years as the assistant solicitor for the 7th and 13th judicial circuits.

Aaron is married to the former Cheryl Green, a practicing attorney in Clemson, SC. They have two children, Jessica (5) and Stephanie (2).



Dr. Richard P. Ellis
Assistant Athletic Director
for Football Operations

Dick Ellis is in his second year at Clemson after the highly successful 1990 season in which the Tigers finished a 10-2 season with a Hall of Fame Bowl victory over Big Ten Co-Champion Illinois and a 9th place finish

in the national rankings. However, Dick Ellis is no stranger to winning athletic programs. As a coach and administrator he has been part of successful programs at Air Force, Texas A&M and Arkansas prior to becoming a Tiger.

Ellis came to Clemson from the University of Arkansas where he served as the recruiting coordinator and administrative assistant under Coach Ken Hatfield. The 1989 University of Arkansas Razorbacks finished with a 10-1 regular season record and a trip to the Cotton Bowl as the Southwest Conference Champions.

Prior to moving to Arkansas, Ellis spent 18 years at the United States Air Force Academy in Colorado where he served in various capacities as instructor, researcher and assistant coach in golf and football. In AFA football he served under coaches Ben Martin, Bill Parcells, Ken Hatfield (1983 Coach-of-the-Year), and Fisher DeBerry (1985 Coach-of-the-Year).

He coached Air Force teams that played in the Independence, Hall of Fame, Freedom, and Bluebonnet Bowls, with the 1985 Falcons finishing with a 12-1 record and ranked fifth in the nation. In 1987, he became the Academy's Associate Director of Athletics and served in that position until moving to Arkansas and rejoining Ken Hatfield in 1989.

Ellis attended Sherman High School (Sherman, Texas) where he was an all-state football player and team captain in track. A 1968 graduate of the Air Force Academy, he earned varsity letters in football, track, and pistol (being selected as an All-American in pistol in 1968). In 1972-73 he served as an assistant football coach under Emery Ballard at Texas A&M while completing a MS degree. Ellis also holds a Ph.D. in education from the University of Denver. He retired from the Air Force with 21 years of service, including a tour of duty as a combat pilot in Vietnam.

Ellis is married to the former Cecelia Gulley of Albertville, AL, and they have three children: Scott (20), Kent (15), and Chelsea (8).



Fred Hoover
Assistant Athletic Director &
Head Athletic Trainer

Much of the credit for getting the Tigers on the field every Saturday afternoon should go to Fred Hoover, who has completed 32 years as head trainer for the Tigers. The 60-year-old Hoover is responsible for the

prevention, treatment and rehabilitation of injuries to Clemson's athletes. In addition, Hoover, who was named assistant athletic director in the summer of 1983, is a consultant for purchasing athletic equipment, supervising the medical staff, making travel arrangements, supervising the athletic training room and directing the training table.

A native of Jacksonville, FL, Hoover graduated with a BS degree in physical education from Florida State in 1953. He served as trainer at his alma mater for two stints, 1952-53 and 1957-58, before coming to Clemson in 1959.

Professionally, "Doc" Hoover has held just about every administrative post with the National Athletic Trainers Association, including national president, and he is an affiliate member of the American Orthopedic Society for Sports Medicine.

In 1981, Hoover was enshrined in the Citizens Savings-Helms Athletic Foundation Hall of Fame for his work.

In the spring of 1982, he was named a consultant to the South Carolina Medical Association — Medical Aspects of Sports Committee. Hoover is also a member of the Clemson Hall of Fame and is past president of the South Carolina Trainers Association. In October 1990, Hoover was named an Honorary Member of the Clemson Alumni Physicians society.

In 1983, Hoover was the recipient of the Distinguished Service to Sports Medicine Award given by the American Orthopedic Society for Sports Medicine. In 1987, he was awarded the South Carolina Hall of Fame Distinguished Service to Sports Award. He has never missed working a football game in his 32 years at Clemson.

Hoover is married to the former Elva Cook of Mt. Vernon, IL, and the Hoovers have two children, Catherine, a 1980 Clemson graduate who is married, and Bryan who also attended Clemson. He has one grandchild, Andrew Cole.



Doug Gordon
Equipment Manager

Many fans think their Tigers are one of the best dressed teams in the nation. If this is true, thanks should go to Equipment Manager Doug Gordon. He takes great pride in the appearance of the Tigers on game days, and also strives to insure the players'

safety by keeping the equipment in good working order. Gordon is also responsible for the associated athletic equipment for all 18 sports at Clemson.

Gordon took his present position in March of this year when it was vacated by Bobby Douglas, who was named Development Coordinator for Athletic Student Services. Gordon had served as assistant equipment manager since 1984.

One of Gordon's biggest tasks in the upcoming year will be the planning and packing of football equipment that will have to be shipped all the way to Japan when Clemson faces Duke in the Coca-Cola Bowl.

Gordon, born on April 25, 1958, is a 1976 graduate of Washington Irvin High School. He lettered in football, track, golf and diving while at Washington Irvin High School. Gordon received his undergraduate degree in physical and health education from West Virginia University. Gordon lettered for the Mountaineers' in diving and golf.

The native of Clarksburg, West Virginia married the former Debra McCauley in July of 1983. They have two sons, D.J. (5) and Daniel who was born in April of this year.



Tim Bourret
Sports Information Director

Tim Bourret is in his third year as sports information director, but his 14th academic year at Clemson. He first came to Clemson as assistant SID under Bob Bradley in September of 1978 and was elevated to an associate SID position in July of 1980.

The 35-year-old Bourret has edited 70 award-winning brochures in his career, including 22 that have dealt with Clemson football. Clemson received eight national awards for its programs and press guides for the 1990-91 academic year, the third highest total in the nation. Only Tennessee and Notre Dame produced more national award winning guides.

In 1988 the Tiger football brochure was voted second in the nation, while the 1988 Clemson football program series was voted third in the nation. Clemson's 1989 postseason bowl guide was named best in the nation, while the 1991 Hall of Fame Bowl Guide was third. Bourret has served as Clemson's publications director since 1979.


The Clemson SID also has considerable radio experience, play-by-play and color. He has been the color voice of Clemson basket-

ball since the 1980-81 season and served in the same capacity for Clemson football between 1982 and 1988. He gave up his football radio work to supervise the Clemson pressbox in 1989. He was also the play-by-play voice of Clemson postseason baseball between 1980-89.

Bourret is a native of West Hartford, CT and a 1973 graduate of Northwest Catholic High School. He was an all-conference baseball player in high school and played in the 1973 American Legion World Series.

Following in his father's footsteps, Bourret earned his undergraduate degree from the University of Notre Dame in Business Administration in 1977. He also earned his master's degree in Communication Arts from Notre Dame in August of 1978.

Bourret worked as an undergraduate and graduate assistant under Roger Valdiserri in Notre Dame's office for three years, where he was assistant editor of Notre Dame's 1977 football programs. The program series won Best in the Nation that year. He also served as commissioner of the school's famed "Bookstore Basketball Tournament" for three years, including the year (1978) it was featured in **Sports Illustrated**.



John Seketa Sports Promotions Director

From giving away \$250 in the McDonald's "That's A Winner" baseball toss, to the \$10,000 given away in this year's Amoco Oil "Ultimate Challenge" basketball halftime contest, to the promoting of "Jam Jervey" for volleyball, John Seketa can be seen at

almost every athletic event promoting Clemson's 18 athletic teams. He is responsible for coordinating all game promotions at Clemson with an emphasis on men's and women's basketball, baseball, football and soccer. This includes management for special events like the 1987 NCAA Soccer Championship and any ACC Championships held at Clemson.

Other responsibilities include the operation of nearly 1 million dollars in electronic message boards, advisor to the cheerleaders and Rally Cats, and the give away of countless promotional items such as: men's and women's basketball and football anti-drug trading cards, 12,000 Barnyard Burn II t-shirts to the Clemson students prior to the South Carolina game, 80,000 megaphones, 80,000 pom poms or 80,000 kazooos given away during the annual Spirit Blitz activities.

Prior to arriving in Clemson, John Seketa was Promotions Director at Eastern Illinois University where he promoted all sports and athletes, including Portland Trailblazer All-Star center Kevin Duckworth. In 1985 he staged a Make Believe T.V. Football Game between Eastern Illinois and Western Illinois with ESPN which was sited in the **New York Times**.

Seketa is a March 1981 graduate of Southern Illinois University at Edwardsville. After receiving his Bachelor's degree in Business Administration, Seketa worked as a computer operator for three years for the Shell Oil Company in Wood River, Illinois. His work in athletics began at Western Illinois where he attended graduate school followed by an internship at the University of Illinois.

ACC Football Schedule

DATES	CLEMSON	DUKE	FLORIDA STATE*	GEORGIA TECH	MARYLAND	NORTH CAROLINA	N.C. STATE	VIRGINIA	WAKE FOREST
Sept. 7	APPALACHIAN ST. HOME	SOUTH CAROLINA AWAY	TULANE HOME	PENN STATE (8/28) E. RUTHERFORD, NJ	VIRGINIA HOME		VIRGINIA TECH HOME	MARYLAND AWAY	
14		RUTGERS HOME	WESTERN MICHIGAN HOME	BOSTON COLLEGE AWAY	SYRACUSE HOME	CINCINNATI HOME	KENT HOME	NAVY HOME	WESTERN CAROLINA HOME
21	TEMPLE HOME	COLGATE HOME		VIRGINIA HOME (9/19)	WEST VIRGINIA HOME	ARMY AWAY	WAKE FOREST AWAY	GEORGIA TECH AWAY (9/19)	N.C. STATE HOME
28	GEORGIA TECH HOME	VIRGINIA AWAY	MICHIGAN AWAY	CLEMSON AWAY		N.C. STATE AWAY	NORTH CAROLINA HOME	DUKE HOME	NORTHWESTERN AWAY
Oct. 5	GEORGIA AWAY	VANDERBILT HOME	SYRACUSE HOME	N.C. STATE AWAY	PITTSBURGH AWAY	WILLIAM & MARY HOME	GEORGIA TECH HOME	KANSAS HOME	APPALACHIAN ST. HOME
12	VIRGINIA HOME		VIRGINIA TECH ORLANDO	MARYLAND HOME	GEORGIA TECH AWAY	WAKE FOREST HOME		CLEMSON AWAY	NORTH CAROLINA AWAY
19			MID. TENN. STATE HOME	SOUTH CAROLINA AWAY	WAKE FOREST AWAY	VIRGINIA AWAY	MARSHALL HOME	NORTH CAROLINA HOME	MARYLAND HOME
26	N.C. STATE HOME	MARYLAND AWAY	LSU AWAY	NORTH CAROLINA HOME	DUKE HOME	GEORGIA TECH AWAY	CLEMSON AWAY	WAKE FOREST HOME	VIRGINIA AWAY
Nov. 2	WAKE FOREST HOME	GEORGIA TECH HOME	LOUISVILLE AWAY	DUKE AWAY	NORTH CAROLINA AWAY	MARYLAND HOME	SOUTH CAROLINA AWAY	VMI HOME	CLEMSON AWAY
9	NORTH CAROLINA AWAY	WAKE FOREST AWAY	SOUTH CAROLINA HOME	FURMAN HOME	PENN STATE BALTIMORE	CLEMSON HOME	VIRGINIA HOME	N.C. STATE AWAY	DUKE HOME
16	MARYLAND HOME	N.C. STATE HOME	MIAMI HOME	WAKE FOREST HOME	CLEMSON AWAY	SOUTH CAROLINA HOME	DUKE AWAY		GEORGIA TECH AWAY
23	SOUTH CAROLINA AWAY	NORTH CAROLINA AWAY			N.C. STATE AWAY	DUKE HOME	MARYLAND HOME	VIRGINIA TECH HOME	NAVY AWAY
30	DUKE TOKYO	CLEMSON TOKYO	FLORIDA AWAY	GEORGIA HOME					

REV. 6-17-91

* Florida State plays Brigham Young in Anaheim, Calif. on August 29.

Schedules are tentative and subject to change.

IPTAY

IPTAY RECORD

IPTAY has realized an increase in contributions for 27 consecutive years.

Scholarship Foundation

At a time when our nation's hearts and prayers were with our friends and loved ones in the Persian Gulf, the traditions here at home seemed even more important. One important tradition at Clemson University is the success of IPTAY. As our nation was successful in its time of crisis, so were the faithful donors of IPTAY, who met another record-breaking year for the IPTAY Scholarship Foundation. This year marked the 27th consecutive year for donations to exceed the previous, while reaching a record breaking total of \$5.9 million towards its commitment for providing scholarships for student athletes.

For the first time ever, Clemson's 1990-91 all-around sports program ranked among the top 15 in the nation in both men's and women's competition. The Clemson men's program ranked in a tie for seventh best in the nation with LSU, while the women's program finished in a tie for 13th with Penn State.

The poll was conducted by **USA Today** and took into account the final rankings in 10 major sports.

Clemson's top 10 ranking in the men's program was nothing new as it marked the seventh time it has happened in the last 12 years. The highest ranking ever for the men's program was a number-three finish in 1979-80.

The number-13 finish for the Lady Tiger program last year was the highest ranking ever. The previous best was a tie for 18th finish in 1986-87. 1990-91 was the fourth time in the last five years that the Clemson women's program ranked in the top 30 in the country.

Clemson had one of its most successful all-around sports years ever as a record nine of the 18 teams finished in the top 15 of their respective polls. The highest ranked teams were the women's cross country team (third), soccer team (fourth) and baseball team (fourth). Clemson's women's basketball team was eighth in the final **USA Today** poll, while the Clemson football team was ninth.

Over the last five years 16 of Clemson's 18 teams have been ranked in the top 25 in the country at one time or another. During this time the Clemson football, women's cross country and golf teams have been in the top 25 all five years, while the women's basketball, women's swimming, men's indoor track, baseball and women's tennis teams have had four top 25 seasons.

The success of the Clemson athletic program comes during a time when the integrity and accountability of the academic progress of student-athletes are receiving national attention. IPTAY has been a large part of this success by being committed to the student-athlete.

IPTAY is recognized as one of the oldest, largest and most successful athletic fundraising organizations in America. IPTAY was the first athletic fundraising organization in the country to top the two, three, four, and five-million marks

in annual donations. The 1990-91 academic year marked the 27th consecutive year of increased contributions to the IPTAY scholarship fund.

In 1934, Dr. Rupert Fike founded IPTAY with a very simple purpose in mind: IPTAY provides funds for athletic scholarships. Clemson continues to be one of the few schools in the nation to award the maximum number of scholarships allowed by the NCAA for 18 men's and women's varsity sports. Since 1934, IPTAY has provided scholarships for over 5,000 student-athletes, trainers, and managers.

IPTAY currently provides the funds for tutorial programs staffed by trained academic advisors, assisted by graduate and undergraduate students. This support is intended to assure that all student-athletes are given the opportunity to earn their degree while participating in athletics.

IPTAY donors have played an intricate role in the "Campaign for Clemson", a long range fundraising project of the University. The University's overall goal of \$62 million was raised to \$78 million goal ending in June of 1992. IPTAY provided \$2.5 million with ongoing opportunities for donors to be a part of the Learning Center.

The Learning Center on East Campus is a 29,000 square ft. facility that houses the tutoring and advising programs for student athletes. The building contains various-sized study and tutoring rooms to be used for individual study, as well as small group instruction. Computer facilities, an office/reception area for the advising staff and an auditorium also are contained in the Center.

The generous support of 18,200 loyal donors to IPTAY has allowed the organization to go beyond the funding of athletic scholarships by providing the financial basis for many of the unparalleled athletic facilities at Clemson.

Since 1978, IPTAY has provided the funding for \$34 million of capital improvements in the area of athletics. These improvements include the expansion of the football stadium, the newly renovated baseball facility (Tiger Field), the indoor tennis facility, the soccer stadium, the new outdoor track, the weight room, the new golf practice area, a new cross country course, and the IPTAY/Ticket office facility.

IPTAY is also proud to provide funding for the Tiger Band. Each year IPTAY budgets financial support for travel, uniforms and equipment for this integral part of the Clemson athletic program.

While IPTAY is primarily concerned with athletic fundraising, the mission of Clemson University has not been overlooked. The IPTAY Academic Scholarship Endowment was created to help meet the need for more academic scholarships for non-athletes who are highly qualified academically. This scholarship endowment is funded by certain company gifts which are made as a result of employee contributions to IPTAY. In addition, the athletic depart-

ment has made generous contributions to the endowment from athletic revenues.

The IPTAY Academic Fund is presently the largest scholarship endowment of any kind at Clemson, providing \$1.52 million in funds, currently benefitting more than 50 students. IPTAY's support extends to all of the student body.

The tremendous success of IPTAY is due, in large part, to the organizational makeup which allows donors to be as close to IPTAY as they are to their local IPTAY leadership. Each of South Carolina's 46 counties has an IPTAY County chairman, and every county is allotted an IPTAY representative for every 35 donors.

This year's IPTAY circuit was highlighted by IPTAY President, Eddie Dalton, who attended every District meeting in January and every Clemson Club Meeting in April and May.

IPTAY donors are kept up-to-date with Clemson athletics through **The Orange and White**. This is an official IPTAY publication which is distributed exclusively to IPTAY donors in appreciation of their support.

Clemson University will continue to be recognized and respected on the national level athletically and academically with the full support of IPTAY. IPTAY will continue to be successful because a loyal commitment to Clemson University is a way of life in the hearts of Clemson alumni and friends.




Allison Dalton is in his sixth full year as the leader of America's number-one athletic scholarship fundraising organization.

IPTAY Administrators

Clemson Staff

ALLISON DALTON Executive Secretary of IPTAY



Allison Dalton is in his sixth full academic year as the leader of America's number-one athletic scholarship fundraising organization, IPTAY. Since Dalton took over the position in March of 1985 he has continued to insure the financing of a quality education for nearly 400 student-athletes, trainers, and managers. Before Dalton took over the position he served as promotions director for four years and assistant athletic director for media relations and marketing for two years.

The well-rounded administrator raised money from an advertising standpoint at Clemson in his first six years for publications, scoreboard advertising and with the Clemson sports marketing program. Now he raises money for athletic scholarships and other areas for the athletic department. This year he helped continue IPTAY's consecutive year streak for increase in fund-raising, which now has reached 27 in a row.

During his tenure, Dalton was responsible for copyrighting the Tiger Paw and other Clemson logos, which has eliminated any unauthorized use of the symbols. He also supervised the highly successful direct-mail marketing program.

Dalton, who earned his bachelor's (1960) and master's (1964) from Clemson in industrial management, served as state campaign coordinator for U.S. Senator Strom Thurmond for a year prior to becoming manager of the Clemson House Hotel, a capacity he served in until coming to the athletic department in the fall of 1979.

After receiving his undergraduate degree, he served two years in the U.S. Army as assistant printing control officer at Fort Bliss, TX, and he was discharged as a first lieutenant. Following his study on his master's degree, Dalton was a management trainee and staff assistant for Karastan Mills for two years and was then in partnership with his brother in the furniture and carpet business.

Dalton is married to the former Carolyn Jones of Pickens, SC, and the Daltons are the parents of two Clemson graduates, Brett (25) and CeCe (23).

BERT HENDERSON Associate Executive Secretary of IPTAY



Bert Henderson, another athletic official with a diverse background, has been associated with Clemson University since he began work as a trainer with the athletic department in 1978. After leaving the athletic department for a year to work with the Clemson Alumni Association, Henderson returned to the Jervey Athletic Center as Clemson's associate executive secretary of IPTAY, in April of 1985.

He began full-time employment under Fred Hoover in 1980 and served as basketball trainer during the 1983-84 season. He served in that

IPTAY EXTENDS SUPPORT TO ALL STUDENTS


The IPTAY Academic Fund is presently the largest scholarship endowment of any kind at Clemson, providing \$1.52 million in funds, currently benefitting over 50 students who are not members of varsity teams.

capacity until October of 1984. He handled all travel and a majority of administrative tasks for the Clemson basketball program.

His central duties as associate director of IPTAY concern the preparation of the **Orange and White** publication, which is the official publication of IPTAY, and evaluation of Life Memberships as well as Tiger Life donors for the future of IPTAY. He is also the advisor for the IPTAY Student Advisory Board, an on-campus student group which serves as a liaison between students and the athletic department. Henderson is also involved with the organization of Clemson club programs and other administrative duties of IPTAY.

Henderson is a 1978 graduate of Mars Hill College. He earned a master's degree from Clemson in 1980 in administration and supervision. He is married to the former Lee Ann Hudson, and the couple has two children, Amy Lee (9-23-86) and Kimberly Ann (6-13-89).

BOB MAHONY Associate Executive Secretary of IPTAY



Bob Mahony started with IPTAY as an associate executive secretary in February of 1989. He is a 1976 graduate of Clemson with a bachelor of science degree in building construction. He had been involved in commercial and residential construction in Columbia and the upstate since graduation.

In the summer of 1977 he began a career in construction with Bagnal Builders, a residential builder in Columbia. From 1981-1985 he was employed by McCrory Construction, also in Columbia, where he gained experience in commercial construction. Following a return to Bagnal Builders from 1985-1987, he moved to the upstate where he worked with Trehel Corp. of Clemson and Hudson Construction of Seneca.

Mahony lettered in baseball at Clemson from 1974-1976. He was a walk-on pitcher for Coach Bill Wilhelm's baseball team in 1974. He later earned a full scholarship and was co-captain of the 1976 team that participated in the College World Series in Omaha, Nebraska. That team also won the ACC regular season and tournament. Following his career at Clemson, Mahony spent a short time with the Baltimore Orioles organization. For the past three seasons he has provided the color commentary on the Clemson baseball radio network.

His duties with IPTAY include the coordination of the IPTAY County Chairman and representative appointment and award program. He is also involved in coordinating IPTAY's involvement in the spring Clemson Club meetings.

Mahony is married to the former Robin Ann Lawrimore, a 1976 graduate of Clemson. The couple has two children, Robin Allison (9-1-80), and Marion Leigh (9-3-85). His two brothers, Glenn and David, are also graduates of Clemson. His father earned his doctorate degree in 1987 from Clemson and his mother was Clemson's Mother-of-the-Year in 1981.

Staff Members

STAFF STREAK

Twenty-nine-year-old Associate Sports Information Director Sam Blackman came to his first Clemson home football game when he was three and he has not missed a home game since.

Clemson Staff



John Ballinger
Dir. of Video Services



Karen Blackman
Football Secretary



Sam Blackman
Associate SID



Dr. Larry Bowman
Orthopedic Surgeon



Bob Bradley
SID Emeritus



Rick Brewer
Asst. Ticket Mgr.



Dr. Stuart Clarkson
Team Physician



Donna Deckard
Asst. Trainer



Dr. Byron Harder
Team Physician



Les Jones
Director of Facilities



David McClain
Asst. Equipment Supv.




Tim Match
Associate SID



Hazel Modica
Football Secretary



Susan Perry
Football Secretary



Danny Poole
Asst. Trainer



Donna Strickland
SID Secretary



Annabelle Vaughan
Asst. SID



JoAnn West
Asst. Ticket Mgr.




Reno Wilson
Asst. Trainer

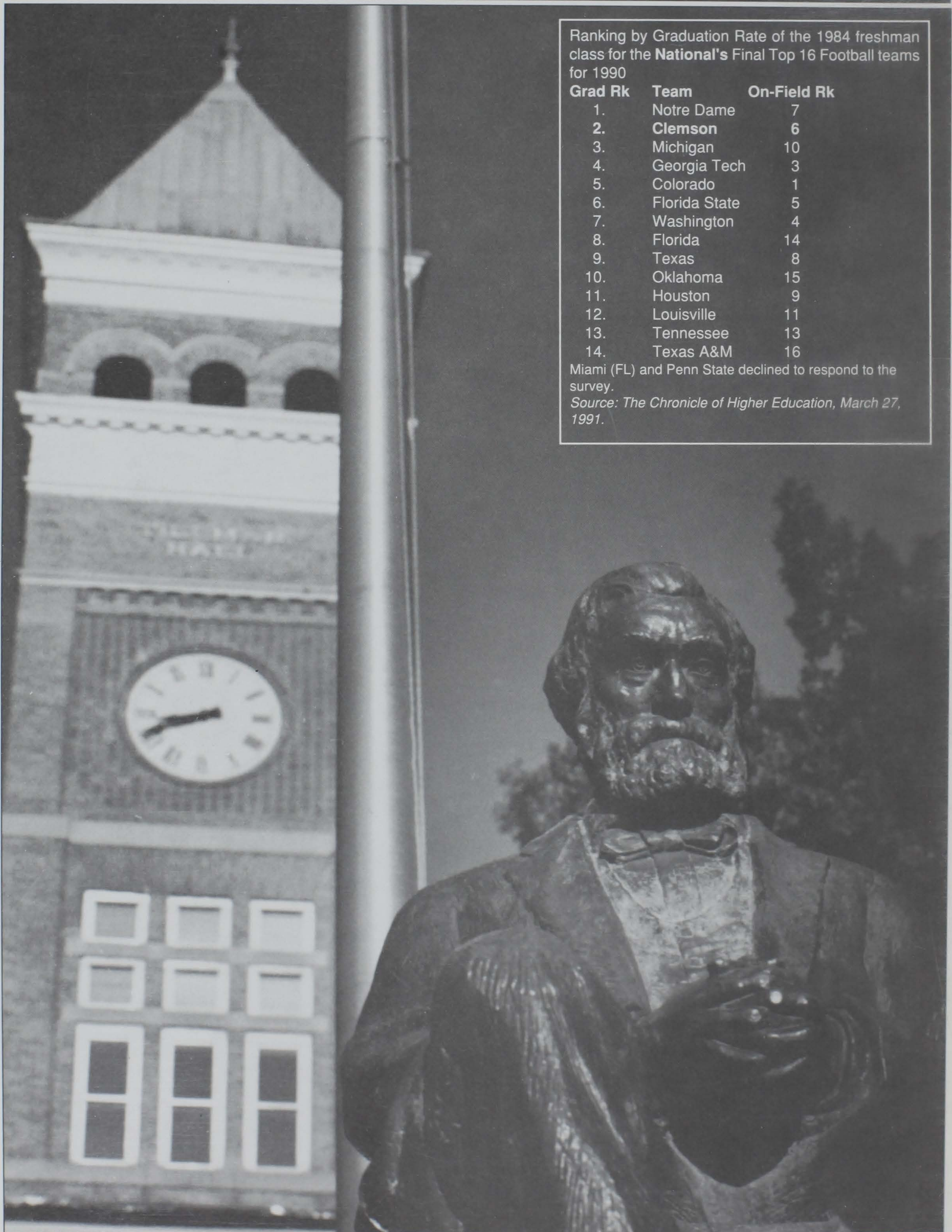


Sandy York
Football Secretary

This is Clemson Football

Arlington Nunn
Clemson Class of '91
Clemson Career Leader
Interception Returns for Touchdown





Ranking by Graduation Rate of the 1984 freshman class for the **National's** Final Top 16 Football teams for 1990

Grad Rk	Team	On-Field Rk
1.	Notre Dame	7
2.	Clemson	6
3.	Michigan	10
4.	Georgia Tech	3
5.	Colorado	1
6.	Florida State	5
7.	Washington	4
8.	Florida	14
9.	Texas	8
10.	Oklahoma	15
11.	Houston	9
12.	Louisville	11
13.	Tennessee	13
14.	Texas A&M	16

Miami (FL) and Penn State declined to respond to the survey.

Source: *The Chronicle of Higher Education*, March 27, 1991.

The Learning Center

This is Clemson

Clemson University's commitment to provide its student-athletes with the very best of facilities is evident in many ways. From the soaring upper decks of Memorial Stadium, to the state-of-the-art strength training facility, young men and women from all 18 of Clemson's varsity sports have the very best in facilities for training and competition. But Clemson's commitment to provide its student-athletes with awesome facilities doesn't apply only to areas of athletic competition, but to academic life as well.

The most convincing evidence of this commitment is Clemson University's new Academic Learning Center, which opened this spring. The \$2.5 million facility is among the first in the nation devoted entirely to the athletic-academic advising program. The two-story, 27,000-square-foot building is open throughout the day and into the evening to accommodate the extended schedules of student-athletes, and consolidates a variety of academic services for their use.

The goal of the facility is to function as a support system in providing the student-athlete the opportunity to reach his or her full potential. The Learning Center is a commitment by the Clemson University Athletic Department to give each student-athlete a meaningful opportunity to make his or her Clemson experience a fulfilling one, not only during his or her years at Clemson, but long after the student-athlete enters the professional world.

"The Learning Center is one of the most important facilities the Clemson University Athletic Department has ever built or will ever build. It makes a philosophical statement about the institutional commitment — giving our students the same opportunity to achieve their full potential

academically that we give them athletically. We're very serious about that," stated Athletic Director Bobby Robinson.

Given the time pressures of athletic participation and practice, student-athletes face a difficult balancing act in trying to perform well both on the playing field and in the classroom. With respect to this, the Clemson academic advising program has provided one of the best academic tutoring and advising programs in the nation over the last several years. The completion of the Learning Center gives the Academic Advising Program an even greater opportunity to help student-athletes reach the short-term goal of graduation and the long-term goal of success in business.

The Learning Center is located in the mainstream of east campus, behind Jordan Hall at the top of Bryan Mall. The facility is impressive aesthetically, but even more so for the many purposes it serves. The main entrance to the building is a 1,570-square foot reception/office area, comprised of four advisors' offices, two graduate student offices, a conference room, and a small study room. Also located on the bottom floor is the office of Bill D'Andrea, the director of Clemson's student-athlete enrichment program.


The building also boasts a 175-seat auditorium to be used for classes, team meetings, review sessions, and seminars. The various speakers and lecturers who will come to work with Clemson student-athletes as part of the student-enrichment program will also use this facility. The auditorium is equipped with a projection booth and state-of-the-art audio and video equipment and will be available to other campus groups when not in use for athletic advising.

Another area of the main floor, the computer resources area, consists of a general computer tutoring room and a computer science tutoring room. The computer room contains 25 personal computers for hands-on computer tutoring, word processing and other general uses. The computer science room is designed for tutoring computer science, engineering and management courses. Four printers are also available in the computer area and there is someone available at most times during the day to answer computer-user questions.

The 13,000-square-foot study and tutoring area on the second floor comprises the majority of the center and is used primarily during the evening hours. A large 65-seat study room and ten 20-seat study rooms are designed as classrooms with freestanding desks. One-on-one or small group instruction will take place in 20 small tutoring rooms accommodating eight to 10 students each, two medium tutoring rooms for 20 people each and three large tutoring rooms for 40 people each.

LEARNING CENTER STATS

Clemson's new Learning Center, believed to be the first self-standing building in the nation for tutoring for athletes, cost \$2.5 million and is 27,000 square feet over two floors.



Classrooms are spacious with the most modern technology.

Student-Athlete Career Assistance Program


The Student-Athlete Career Assistance Program is one of the most important programs provided by the staff of the Learning Center. The philosophy of this program is to provide help in securing summer employment and to aid in meeting long-term career goals.

By using the resources available to the University, Alumni Center and the Athletic Department, Bill D'Andrea is working to establish a network of businesses, companies, and executives who will help assist with The Summer Employment Assistance Program. The program's main goal is to provide the student-athlete with a job experience and a work history, which he or she can apply to his or her academic discipline.


The Long Term Career Assistance Program will be coordinated from the academic colleges, the Placement Center, and through Athletic Department contacts. This program is designed to better prepare the student-athlete for full-time employment and will focus on resume writing and interview techniques so that each student-athlete will be competitive and aggressive when dealing with companies who visit the Clemson campus.

Personal Growth Program

Another aspect of Clemson University's commitment to help student-athletes reach their potential in all areas of their life — academically, athletically, and socially, is the recently implemented personal growth program. This program is one of the many purposes of The Learning Center. This particular area of student development is designed to enhance and



Many rooms in the Learning Center are equipped with study and computer stations.



Clemson employs over 70 tutors to help its athletes with their academic challenges.

support the lives of student-athletes during their enrollment in college as well as in their life experiences after graduation.

Bobby Douglas, the Development Coordinator, and the Learning Center staff realize that student-athletes have more obligations than a regular college student. The personal growth program seeks to eliminate some of the stresses of adjustment to the highest level of academics and athletics. It is the group's special task to assist the student-athlete by creating a finely tuned balance of all areas to insure success in obtaining a Clemson University degree, by supporting successful athletic practice and competition, enhancing personal growth, and helping with the transition to life after college.

A series of personal growth programs will be offered to student-athletes throughout each semester. Some programs may accomplish their objectives in one session, while others may be ongoing throughout the academic

year. Some of the personal growth programs are as follows:

Freshman Conquest: This program will seek to make the freshman's adjustment to college life easier by covering many areas of adjustment to university life.

Alcohol and Drug Issues: The intent of this program is to provide the student-athlete with an overview of the disease of addictions and chemical dependence. Emphasis will be placed on providing basic awareness of how substance abuse effects individuals, families and athletic teams.

Current Topics of Concern: The idea behind this segment of the Personal Growth Plan is to address issues that effect students such as human sexuality, birth control, date rape, etc.

Career Preparation: The Career Preparation

Plan is to encourage all student-athletes to think about life after sports and after graduation. Many sources of information will be available, from career testing to self-paced computer programs, and will help with resume preparation and interview skills.

Nutrition and Eating Disorders: Eating habits and proper diet are very important in maintaining sound body and mind. The focus of this program revolves around presenting information so that student-athletes can analyze their own eating habits and carefully choose a balanced diet with enough calories to maintain good health.

Choosing a Major: This is an important aspect of educational life. This program is designed to help student-athletes make the right choice of major in respect to their career goals.

Personal Finance: Student-athletes on athletic scholarships are not allowed to have jobs during the academic year. Therefore, it is important to budget personal finances so they do not run out before the semester. This program not only discusses budgeting but also the responsible use of credit.

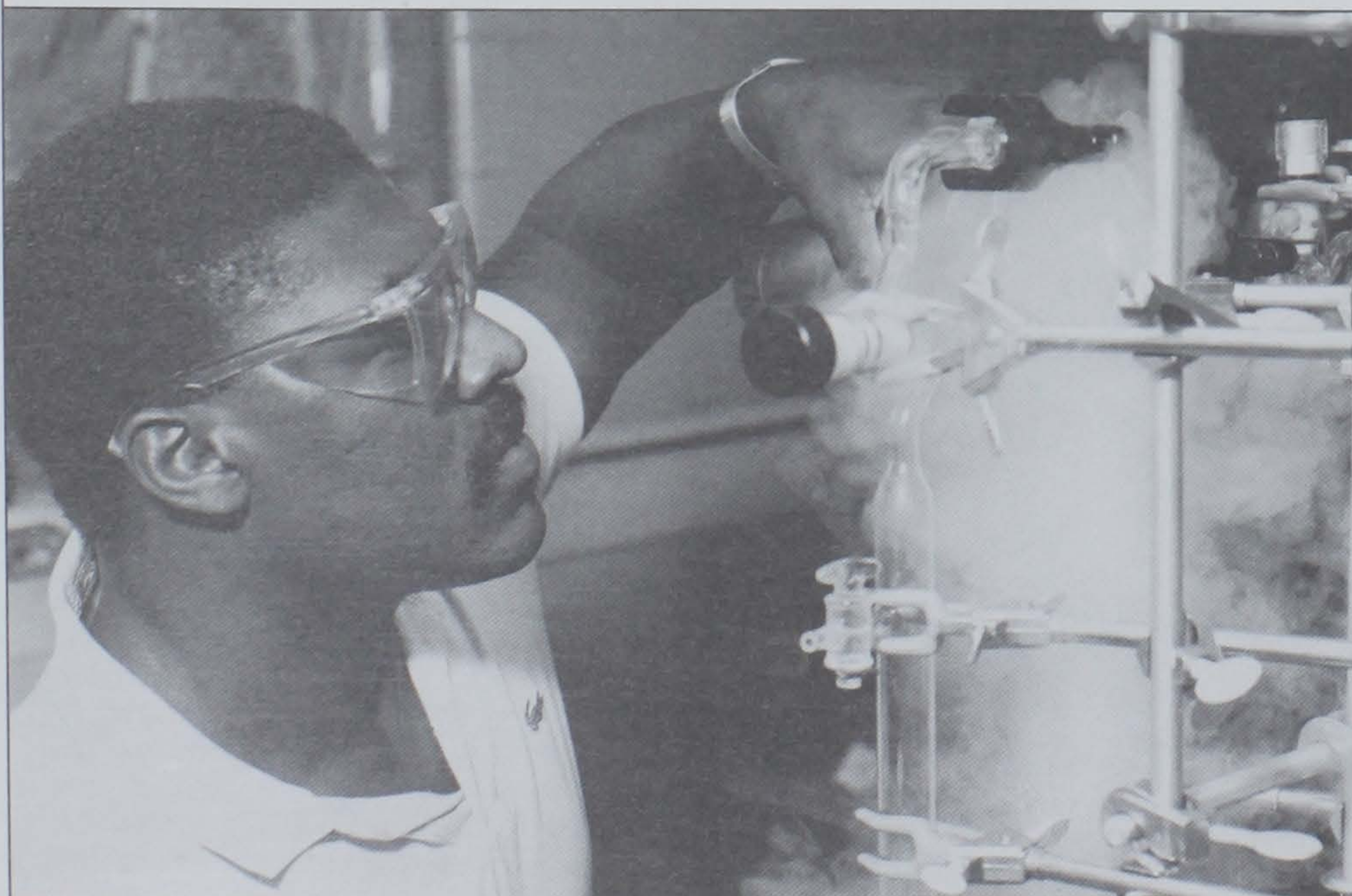
Stress Management: All student-athletes face additional concerns during their college days than normal students. Many times these add stress to the everyday lives of student-athletes. The object of this program is to teach the student-athlete ways of identifying and handling personal stress so it does not interfere with the maintenance of good mental and physical health.

Interpersonal Communication: Communication is necessary in all areas of life to improve happiness, instill contentment and enhance success. Programs dealing with interpersonal communication will involve improvement of listening skills, verbal skills and learning respect for the feelings and emotions of others.

Study Skills/Time Management: These two topics are combined because a major part of developing good study skills involves having the time to delegate to studying. Objectives of this program are to expose student-athletes to different types of study techniques that are proven effective.

Motivation/Self Esteem: The objective of this program is to improve the level of self esteem for student-athletes to positively impact their productivity in all areas of campus life.

Goal Setting: Clemson University wants success for every student-athlete, hence they have a strong program put together about setting goals. Goal setting applies to or is incorporated in almost every other Personal Growth Program.



Academic Programs

Undergraduate Degrees

Agricultural Sciences

Agricultural Economics and Rural Sociology

MAJOR CONCENTRATIONS

Agricultural Industries

Community and Rural Development

Agricultural Education

Agricultural Engineering

Agricultural Mechanization and Business

Agronomy

Animal Industries

MAJOR CONCENTRATIONS

Animal Science

Dairy Science

Poultry Science

Economic Biology

MAJOR CONCENTRATIONS

Entomology

Plant Pathology

Wildlife and Fisheries Biology

Food Science

Food Technology

Horticulture

MAJOR CONCENTRATIONS

Fruit and Vegetables

Ornamental

Turfgrass

Packaging Science

Architecture

Building Science and Management Design

MAJOR CONCENTRATIONS

Architecture

City and Regional Planning

Landscape Architecture

Visual Arts



Clemson's tutoring program has helped many former Tigers reach career goals. William Devane, starting middle guard on the 1981 National Championship team, used his degree to begin a secondary education career.

Commerce and Industry

Accounting

Economics

Financial Management

Industrial Management

Management

Marketing

Textile Chemistry

Textile Management

Textile Science

Civil Engineering

Computer Engineering

Electrical Engineering

Engineering Analysis

Industrial Engineering

Mechanical Engineering

Forest and Recreation Resources

Forest Management

Forest Products

Parks, Recreation and Tourism Management

Wood Utilization

Education

Early Childhood Education

Elementary Education

(including Special Education)

Graphic Communications

Industrial Education

MAJOR CONCENTRATIONS

Industrial Technology Education

Education for Industry

Vocational-Technical Education

Science Teaching

MAJOR CONCENTRATIONS

Biological Sciences

Chemistry

Earth Science

Mathematical Science

Physical Sciences

Secondary Education

TEACHING MAJORS

English

History

Mathematical Sciences

Modern Languages

Natural Sciences

Political Sciences

Engineering

Agricultural Engineering

Ceramic Engineering

Liberal Arts

English

History

Language and International Trade

Modern Languages

Philosophy

Political Science

Psychology

Sociology

Nursing

Nursing

Sciences

Biochemistry

Botany

Chemistry

Computer Information Systems

Computer Science

Geology


Mathematical Sciences

Medical Technology

Microbiology

Physics

Zoology



Starting tight end Stacy Fields earned his degree in engineering last May.

Dr. Max Lennon University President

IMPORTANT FUND-RAISING

Since Lennon became Clemson President, the University has more than doubled its research funding.

This is Clemson

The impact of Max Lennon's presidency on Clemson University's success and image is probably best measured by what third-party sources say about him. In an editorial marking Lennon's fifth anniversary as president, **The Anderson Independent-Mail** congratulated his accomplishments in raising the university's academic stature. **The State** newspaper dubbed him South Carolina's most influential figure in higher education. And the **Greenville News** applauded his leadership in the successful "Campaign for Clemson".

Lennon's accomplishments at Clemson are easily documented: a capital campaign that reached its original goal 18 months ahead of schedule; research funding that has more than doubled annually (up to \$80 million a year); and a balanced strategic plan focusing on the environment, biotechnology, advanced materials and undergraduate teaching.

Recent state budgeting problems won't be allowed to stand in the way of Clemson's progress, Lennon pledges, but he notes that the greatest challenge facing Clemson today is finding a way to increase public understanding of and support for higher education.

Lennon also sees potential for national leadership in innovative public-service programs, such as those in agriculture, engineering and other disciplines that enabled Clemson to help South Carolinians recover from the devastation of Hurricane Hugo.

"Our goal is to become the model among land-grant universities by providing education with relevance," Lennon said.

"As a land grant college, we have an obligation in rural development and to help eliminate the pockets of poverty and illiteracy that remain in this state. Education is the answer, and we have an obligation to make education accessible to all people."

Lennon came to Clemson from the Ohio State University, where he had been executive dean for agriculture, home economics and natural resources. Lennon was also on the Ohio State Faculty Senate and was co-chairman of the Governor's commission on agriculture.

Previously, he had served as dean of the College of Agriculture, and as director of

the Agricultural Experiment Station at the University of Missouri. He also spent time at Texas Tech University, where he served as associate dean and director of research in the College of Agricultural Sciences.

Lennon is a native of Columbus County, N.C., and earned his bachelor's degree and doctorate from N.C. State University. He began his teaching career at N.C. State.

The Clemson president has been active in a number of civic and professional groups, ranging from his local Rotary Club and the South Carolina Research Authority to the Kellogg Foundation's EARTH Board in Costa Rica, which through education and investments aims to improve third world agriculture.

In the fall of 1987, Lennon was named to the board of trustees of the Farm Foundation, a national organization devoted to improving research and education to benefit rural areas. He is currently serving a four-year term as the university representative on the board, which also includes farmers, legislators and executives of leading agricultural industries.

Lennon was appointed in 1988 to the U.S. Department of Agriculture's Policy Advisory Committee for Science and Education Research Grants Program by Secretary of Agriculture Richard E. Lyng,


Lennon's Vision for Clemson's Future

"Clemson University will become the nation's leading technologically-oriented land-grant university. This end will be achieved through an uncompromising passion for excellence in undergraduate and graduate teaching, research, and public service. The University will emphasize science, technology, and innovation and will be dedicated to providing a liberal education that fosters integrity, critical thinking, a global view, and leadership for a changing world."

and was a keynote speaker at the AgBiotech 88 international conference in Washington.

Lennon also was appointed to chair a committee of top administrators and federal officials from 11 universities across the nation to work with congress on legislation relating to foreign assistance and international development. The committee is a project of the National Association of State Universities and land-grant colleges.

Lennon is married to the former Ruth Carter and they have two children, Daniel Ray (29) and Robin (26).



Under Lennon's directive, Clemson reached its capital campaign goal 18 months ahead of schedule.

Clemson University

CLEMSON GRAD

The only person ever elected to the U.S. Senate by write-in votes (Senator Strom Thurmond) is a graduate of Clemson University.

This is Clemson

Clemson University was begun because of one man's dream. Thomas Green Clemson, renowned statesman and scientist, believed that education was the key to improving the quality of life for South Carolinians. He was convinced that a college, dedicated to agricultural and scientific instruction, would help his state overcome the economic turmoil caused by the Civil War and Reconstruction. Mr. Clemson left property and money to the state of South Carolina for the college he envisioned.

The doors to Clemson Agricultural College opened in 1893 with 446 students, 15 faculty members, one dormitory, and three classroom and administrative buildings. The college quickly became an important member of the national system of state universities and land-grant colleges. In 1955, the college changed from military to civilian status for students and became coeducational. In 1964, because of the college's expanded academic offerings and research pursuits, the Legislature formally changed the college's name to Clemson University.

Today, Clemson's 1,400-acre campus successfully combines modern academic and service structures with glimpses of the University's past. The campus is situated on what was once Fort Hill Plantation, the homestead of Thomas Green Clemson and before him that of his father-in-law, John C. Calhoun. Landmarks such as Fort Hill, the former home of the Clemsons and

Calhouns, Tillman Hall with its clocktower, the statue of Thomas Green Clemson and the outdoor theatre all help retain the air of tradition.

The campus is surrounded by almost 21,000 acres of University Farms and woodlands devoted to research in forestry, agriculture, and agricultural engineering. In addition, more than 10,000 acres throughout the state are used in Agricultural Experiment Station Research and 4-H Club work, for a total in excess of 31,000 acres. The university also owns overseas acreage for the purpose of teaching and research in Genoa, Italy, at the Charles Daniel Center for Building Research and Urban Studies, and on the Caribbean island of Dominica at the Archbold Tropical Research Center.

The Clemson Student

In a recent survey conducted by the American Council on Education, the majority of Clemson students cited the University's academic reputation as the major influence in their decision to enroll here. That reputation for excellence is reflected in the academic quality of Clemson students.

Thirty-three percent of the most recent Clemson freshmen graduated in the top 10 percent of their high school class, and almost 80 percent ranked in the top third. The average Scholastic Aptitude Test (SAT) scores for Clemson

freshmen are more than 100 points above the national average for college-bound students. This means that a Clemson student's classmates provide stimulation, challenge and excitement.

Employers and professional schools have long been aware of the high quality of a Clemson education, and they actively recruit graduates. The liberal arts education Clemson offers is widely recognized for its emphasis on preparing students to succeed in a world where rapid change transforms every challenge into an opportunity.

A Clemson graduate is prepared for the world of today and tomorrow, with his or her own individual strengths, enhanced by an outstanding education from a nationally respected university. In a world that measures the educational quality of an institution by its instructional programs, distinguished faculty, major research and comprehensive facilities, Clemson measures up by all standards.

Clemson students represent 49 states and 74 foreign countries. The University has students from many different cultural and ethnic backgrounds. This diversity has enriched the educational opportunities for the entire campus and community. Over 16,000 students are enrolled at Clemson. Of the 12,000 plus undergraduates, 68 percent are South Carolinians. The overall ratio of men to women is about three-to-two, but it is more nearly equal among undergraduates.

The Clemson Education

Clemson offers 68 undergraduate programs and 65 graduate programs through nine academic colleges. These colleges include Agricultural Sciences, Architecture, Commerce and Industry, Education, Engineering, Forest and Recreation Resources, Liberal Arts, Nursing, and Sciences. In the land-grant tradition, scientific, technological, business and agricultural courses are predominant at Clemson, balanced by curricula designed to promote an appreciation of the humanities and a familiarity with the economic, political and social environment beyond the classroom.

Classes at Clemson are demanding, with many academic programs receiving national recognition for excellence. A few Clemson programs are not offered anywhere else in the state or region. Clemson is the only institution in South Carolina where you can earn a degree in architecture, ceramic engineering and forest management, and it offers the only university-level programs in textiles and agriculture. In the entire Southeast, only Clemson offers a curriculum in packaging science.

Clemson University is fully accredited by the Southern Association of Colleges and Schools and holds professional accreditation in many specific areas.



Cooper Library Area

The Clemson Faculty

The faculty at Clemson represents wide academic interests and diverse backgrounds. As a group, however, they share a commitment to teaching and a genuine interest in the success of their students. Clemson's student-to-faculty ratio of 16-to-1 gives the faculty the opportunity to get to know many of their students on a one-to-one basis. They use the classroom and laboratory as environments to cultivate critical thinking, problem solving, creative learning and self-development.

Clemson's faculty is international in composition, representing more than 500 institutions, with a reputation for excellence in teaching, research and scholarship. Eighty-two percent hold earned doctoral degrees, and many have achieved special academic recognition. Many have also been honored by colleagues and students as master teachers for their excellence in the classroom and by the Outstanding Educators of America.

Once a student is enrolled at Clemson, he or she is assigned a faculty adviser in his or her chosen curriculum who will be available to help with class scheduling and academic counseling.

Clemson faculty members are active outside the classroom as well, editing professional journals, chairing international conferences and symposia, sitting on boards of professional and curriculum registration, and serving as active members of national and international learned societies.

Many faculty members are licensed, practicing professionals with years of work experience in their fields. Some of their experience is international, with individuals serving as advisors to the United Nations and foreign governments. At home, Clemson professors are consultants to local, state and national government, business, industry and education.



Tillman Hall

Clemson employs 4,130 people on a full-time basis. Of these, 1,335 hold academic rank. In addition, the University has 4,368 part-time employees, including 3,898 students and 470 classified employees.

Through the efforts of its faculty, Clemson has become a leader among the nation's research institutions. In research spending, Clemson ranks among the top 100 universities in the country. In 1989-90 expenditures for organized research and sponsored programs at the University totaled \$80,750,215 and that figure should increase significantly in 1991-92. The University experienced more than a 43 percent growth in dollars awarded through grants and contracts during the fiscal year 1989-90. Approximately 20 percent of that highly competitive funding was provided from a private sector, an indication of the confidence that American industry places in Clemson researchers.

The Clemson Facilities

Although money alone does not ensure academic excellence, the facilities to support and enhance learning activities can make the difference in the overall quality of a college education.


The Robert Muldrow Cooper Library sits at the heart of the Clemson campus, both physically and symbolically. One of the major learning resource facilities in the Southeast, it houses more than 1,400,000 volumes and 7,000 serial titles. The library also offers computer-based bibliographic search and interlibrary loan services with a professional staff to help answer your questions and enable you to get the greatest benefit from its materials. Special collections include the papers of such prominent South Carolinians as John C. Calhoun, Thomas Green Clemson, Strom Thurmond, and James F. Byrnes.

A cornerstone of the university is its computer facilities. Clemson's computer center, which supports student course work and research in all disciplines, is also used by government and industry. The center provides general computing services on a network. Remote sites housing more than 1,600 terminals and 600 microcomputers are conveniently located in many different areas of the campus. International and national telephone modem access is also available.

All students are assigned a user identification code when they enroll which allows them to use the various mainframe applications such as electronic mail, job placement service, library card catalog and information databases, and housing and course registration.

Among other outstanding facilities are the Center for Semiconductor Reliability Research and the Center for Automated Manufacturing, both high technology laboratories housing state-of-the-art equipment. Biological and material research is enhanced by one of the nation's most versatile electron microscope facilities. An outdoor laboratory provides students practical experience in administering camping programs for special populations, and a 17,000-acre Experimental Forest supports environmental research.

By the year 2001, there will be \$100 million in new buildings on the Clemson campus that



Sikes Hall

were not there in 1990. The new \$2.5 million Academic Learning Center is already operational and the new 600-bed apartment style East Campus Student Housing should be ready for occupancy by the fall of 1991.

Ground has been broken on the \$12.8 million Brooks Performing Arts Center. This facility will include offices for the performing arts department, as well as rehearsal and performance space for Tiger Band and the concert band, the Clemson Players and other student performance groups.

The Office of Career Services and Placement can help with planning and finding summer and full-time employment. The office assists in career counseling and planning, searching for a job, preparing resumes and job interviews strategies. Resources include staff expertise, books, video tapes and literature provided by companies and agencies. Clemson has developed one of the best automated placement systems in the country, allowing students to research employers and sign up for interviews from any mainframe computer terminals on campus.

The Office of Career Services doesn't focus just on seniors; it serves all students and alumni. Clemson students have access to interest tests and interactive computer programs that help them explore their career interests. Also, if incoming freshmen are unsure about which major to choose, the Career Center can offer information on career choices, testing and interpretation for career direction. Career Counselors will even help students with study techniques and self development.

Recent surveys of Clemson graduates show that about 23 percent find their jobs from interviewing on campus and another 10 percent were working with their employers when they graduated. Six months after graduation, fewer



Calhoun Courts

than two percent of Clemson graduates who wanted to work were still looking for a job.

The Clemson Experience

In addition to an outstanding faculty and outstanding facilities, Clemson University also offers its students a wide variety of chances to broaden cultural and social horizons, develop leadership skills and sometimes, just have fun!

More than 260 student organizations are active at Clemson, including 17 social fraternities and 12 social sororities. There are organizations related to every course of study — groups such as the Accounting Club, the Society of Women Engineers and the American Institute of Architects. For students who enjoy writing or photography, the *Tiger*, the campus newspaper; *TAPS*, the University yearbook; or the *Chronicle*,

the student variety magazine, are available. There is also a student-operated radio station, WSBF-FM, broadcasting news, information and music 24 hours a day.

For musically inclined students, Clemson offers "The Band That Shakes the Southland" — Tiger Band, the Symphonic Band, Jazz Ensemble, Pep Band, University Chorus, Gospel Choir, CU After Six, and the Chamber Singers. Clemson's award winning theatrical group, the Clemson Players, presents several productions each year.

Student government gives students the opportunity to influence campus policy, while the University Union provides a place for fun and games, including lounges, bowling alleys, video games, billiard tables, and Edgar's, the campus entertainment center.

Clemson students can also enjoy fine recreational facilities at Fike Recreation Center, which includes an eight-lane swimming pool, a diving tank, indoor and outdoor tennis courts, and gyms and equipment for activities such as weightlifting, basketball and aerobics. Clemson also offers an extensive intramural program.

Interesting Facts About Clemson University

✓ Clemson owns its own rain forest "laboratory" on the Caribbean island of Dominica, the site of the Archbold Tropical Research Center.

✓ Bob Skelton, associate vice president for academic affairs at Clemson, is the secretary-treasurer of the National Collegiate Athletic Association (NCAA). The NCAA president and secretary-treasurer are the top two officers who



Strode Tower

represent the association's membership.

✓ Clemson's Science and Technology Entrance Program (STEP) was named one of the top retention programs in the United States at the 1990 National Conference on Student Retention in Washington, D.C. STEP offers conditional enrollment and academic support to students who want to study subjects that are part of Clemson's land-grant mission but who fall just below the requirements for regular admission.

✓ Clemson University has the oldest and largest college honors program in South Carolina (Calhoun College).

✓ Clemson University has the most successful athletic fundraising organization in the nation (IPTAY).

✓ Clemson is one of just six sites in the U.S. where school teachers can learn the reading intervention system known as reading recovery.

✓ The first robot able to walk like a human was invented by professors at Clemson University.

✓ Clemson is a national leader in library automation. LUIS, Clemson's Library User Information Service, replaced the standard card catalog in 1988.

✓ Clemson's Career Placement Center is one of the nation's most automated. From a home computer or any public terminal on campus, students can check to see who's on campus conducting recruiting visits and electronically sign up for an interview.

✓ As part of the Soviet Union's economic reform efforts, Clemson University has entered into negotiations to offer an M.B.A. degree program in the U.S.S.R.

✓ Clemson University is headquarters of the National Dropout Prevention Center.



Clemson, South Carolina

The signs on the side of the highway as you enter the Clemson city limits say "Clemson: In Season Every Season." From the point of view of most Clemson graduates, the seasons this slogan speaks of are football, basketball, baseball, etc. But a drive through town in the middle of spring, when the azaleas and dogwoods are in full bloom, or a walk through campus in October, when the trees are blazing in the brilliant colors of autumn, will leave little doubt that Clemson is indeed in season, every season.

Nestled in the foothills of the Blue Ridge Mountains and caressed by the shores of the beautiful Lake Hartwell, Clemson is located in the northwestern corner of South Carolina, two hours north of Atlanta, GA, and two hours southwest of Charlotte, NC. The town may not be one of the state's largest most days of the week, but on many autumn Saturdays, it becomes one of the state's largest as 80,000 fans come from all directions to watch the Tigers play football. But the friendly residents of Clemson and the surrounding towns welcome the

visitors home each year with a true dose of southern hospitality.

Clemson is steeped in history. The university campus is located on what was Fort Hill Plantation, home of John C. Calhoun, one of the great statesmen of the 19th century, and of his son-in-law, Thomas Green Clemson. The house, which was built in 1806, stands in the center of campus and is open to the public. Also on the Clemson campus is a 1716 lowcountry French Huguenot home, Hanover House, which was transported to Clemson in 1941. Just a mile or so down the road, is the Pendleton Historic District, where several other antebellum homes are open to the public. The entire village of Pendleton is on the National Register of Historic Places.

The area boasts a great variety of restaurants, ranging from the downtown barbeque and hamburger spots, to the historic Liberty Hall Inns and Calhoun Corners. Any palate or budget can find something to his or her liking, as over 50 eating establishments are located in the Clemson/Pendleton/Central area.

The mild climate of the foothills lends itself to

many outdoor activities throughout the year. Clemson has excellent and ample facilities for tennis and golf, fishing, swimming or hiking, horseback riding, white water rafting, and various other pursuits.

And, when one wants to leave Clemson, they don't have far to go to find whatever they are looking for. Professional sports are only a couple of hours away in Atlanta and Charlotte, meaning Clemson residents and students have only a short drive to enjoy major league baseball, NFL football, or their choice of NBA basketball teams.

For sun and fun, its an easy interstate drive to the coast of South Carolina, to Hilton Head Island, Myrtle Beach, or even historic Charleston. All kinds of water sports are right at the campus' back door, as a 926-mile shoreline borders the edge of campus. And for those who enjoy cooler climates, the mountains of North Carolina are only an hour's drive away. Countless resorts and some of the finest ski slopes in the east are close enough to make a day's outing.





RUNNING DOWN THE HILL

"When you get to the bottom, its like you're in a hole and all around you are nothing but Clemson fans. It's like the crowd is one big voice. You feel like little kings."

Rodney Blunt
1991 Clemson sophomore
tailback on running down the hill.



Clemson Memorial Stadium's 50th Year

This is Clemson Football

SIGN LANGUAGE NEEDED

"Games at Clemson are unreal. You can stand next to each other and talk and can't hear what the other guy is saying. The offense and defense of the opposing team better get used to using hand signals to set formations and get plays off."

N.C. State linebacker Bobby Houston, 1989



The Tiger paw on the south side of the stadium is lighted at night and is visible for miles away.



Clemson players rub Howard's Rock prior to running down the Hill, the most celebrated entrance in college football.

Just before Jess Neely left for Rice University, he gave Clemson a message. "Don't ever let them talk you into building a big stadium," he said. "Put about 10,000 seats behind the Y.M.C.A. That's all you'll ever need."


Instead of following Coach Neely's advice, however, Clemson officials decided to build the new stadium in a valley on the

western part of campus. The place would take some clearing—there were many trees, but luckily there were no hedges.

The crews went to work: clearing, cutting, pouring, and forming. Finally, on September 19, 1942, Clemson Memorial Stadium opened with the Tiger football team thrashing Presbyterian College, 32-13. Those 20,000 seats installed for

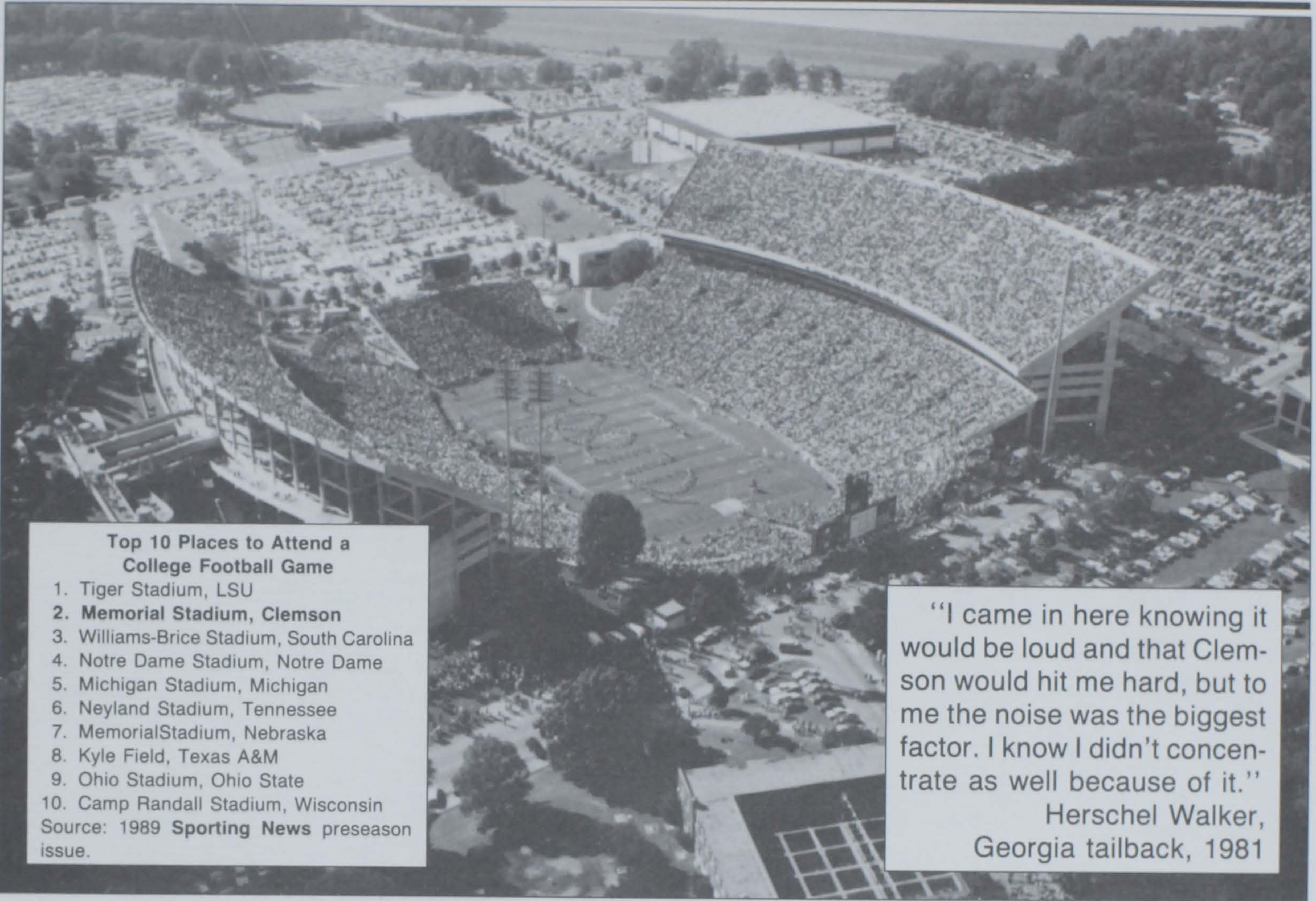
Opening Day would soon grow; and grow and grow. This year Clemson celebrates its 50th year in this outstanding facility.

When the original part of the stadium was built in the early 40's, much of the work was done by scholarship athletes, including many football players. The first staking out of the stadium was done by two members of the football team, A.N.



HOME CROWDS OVER 80,000

Attendance	Season	Opponent	Date	Score
84,867	1988	South Carolina	November 19	29-10
84,576	1988	Florida State	September 17	21-24
83,823	1990	South Carolina	November 17	24-15
83,356	1988	Duke	October 15	49-17
83,127	1990	Georgia	October 6	34-3
82,492	1986	South Carolina	November 22	21-21
82,093	1984	South Carolina	November 24	21-22
81,875	1987	Georgia	September 19	21-20
81,569	1989	N.C. State	October 21	30-10
81,550	1989	Georgia Tech	October 14	14-30
81,320	1986	Duke	October 18	35-3
81,066	1990	Duke	November 29	26-7
80,638	1989	Virginia	October 7	34-20
80,620	1988	Furman	September 10	23-3
80,617	1984	Duke	October 20	54-21
80,615	1983	Maryland	November 12	52-27
80,508	1989	Furman	September 2	30-0
80,473	1985	Georgia	September 21	13-20
80,111	1984	North Carolina	October 6	20-12



Top 10 Places to Attend a College Football Game

1. Tiger Stadium, LSU
2. **Memorial Stadium, Clemson**
3. Williams-Brice Stadium, South Carolina
4. Notre Dame Stadium, Notre Dame
5. Michigan Stadium, Michigan
6. Neyland Stadium, Tennessee
7. Memorial Stadium, Nebraska
8. Kyle Field, Texas A&M
9. Ohio Stadium, Ohio State
10. Camp Randall Stadium, Wisconsin

Source: 1989 **Sporting News** preseason issue.

"I came in here knowing it would be loud and that Clemson would hit me hard, but to me the noise was the biggest factor. I know I didn't concentrate as well because of it."

Herschel Walker,
Georgia tailback, 1981

Cameron and Hugh Webb. Webb returned to Clemson years later to be an architecture professor, and Cameron moved on to be a civil engineer in Louisiana.

The building of the stadium did not proceed without a few problems. One day during the clearing of the land, one young football player proudly announced he was not allergic to poison oak. He then commenced to attack the poison oak with a swing blade, throwing the plants to and fro. The next day, however, the boy was swollen twice his size and had to be put in the hospital.

There are many other stories about the building of the stadium, including one stating that Frank Howard put a chew of tobacco in each corner of the stadium as the concrete was being poured.

Howard says that the seeding of the grass caused a few problems. "About 40 people and I laid the sod on the field," he says. "After three weeks, on July 15, we had only gotten halfway through. I told them that it had taken us three weeks to get that far, and I would give them three more weeks' pay for however long it took. I also told them we would have 50 gallons of ice cream when we got through.

"After that it took them three days to do the rest of the field. Then we sat down in the middle of the field and ate up that whole 50 gallons."

Howard says that on the day of the first game in the stadium, "the gates were hung at 1:00 and we played at 2:00." But that would be all of the construction for a while. Then in 1958, 18,000 sideline seats were added and, in 1960, a total of 5,658 West end zone seats were added in response to increasing attendance. With the large end zone "Green Grass" section, this expansion increased capacity to about 53,000.

Later, upper decks were added to each side of the stadium as crowds swelled—the first one in 1978 and the second in 1983. This increased capacity to over 80,000 which makes it one of the 10 largest on-campus stadiums in the country.

The effect spiraling inflation has had in this century can be dramatically seen in the differences in stadium construction. The original part of the stadium was built at a cost of \$125,000 or \$6.25 a seat. The newest upper deck was finished in 1983 at a cost of \$13.5 million, or \$866 a seat.

Through the years Memorial Stadium has become known as "Death Valley." It

was tagged this by the late Presbyterian coach, Lonnie McMillan. After bringing his P.C. teams to Clemson for years and getting whipped, McMillan said the place was like Death Valley. A few years later, the name stuck.

On November 16, 1974 the playing surface was named Frank Howard Field for the legendary coach because of his long service and dedication to the University.

Athletic Director Bobby Robinson says that Memorial Stadium has many features which make it a top facility. "One thing that makes it so good is the number of sideline seats," he says. "We don't think there is a bad seat in the house.

"We also have outstanding dressing rooms, press facilities, and ample parking nearby. A unique feature of the stadium is the number of private boxes."

If Memorial Stadium is expanded again and capacity is pushed closer to 100,000, there will be room for the construction over the west stands, enclosing that end like a horseshoe.

Luckily, the stadium wasn't built behind the Y.

Clemson Traditions

RUNNING DOWN THE HILL


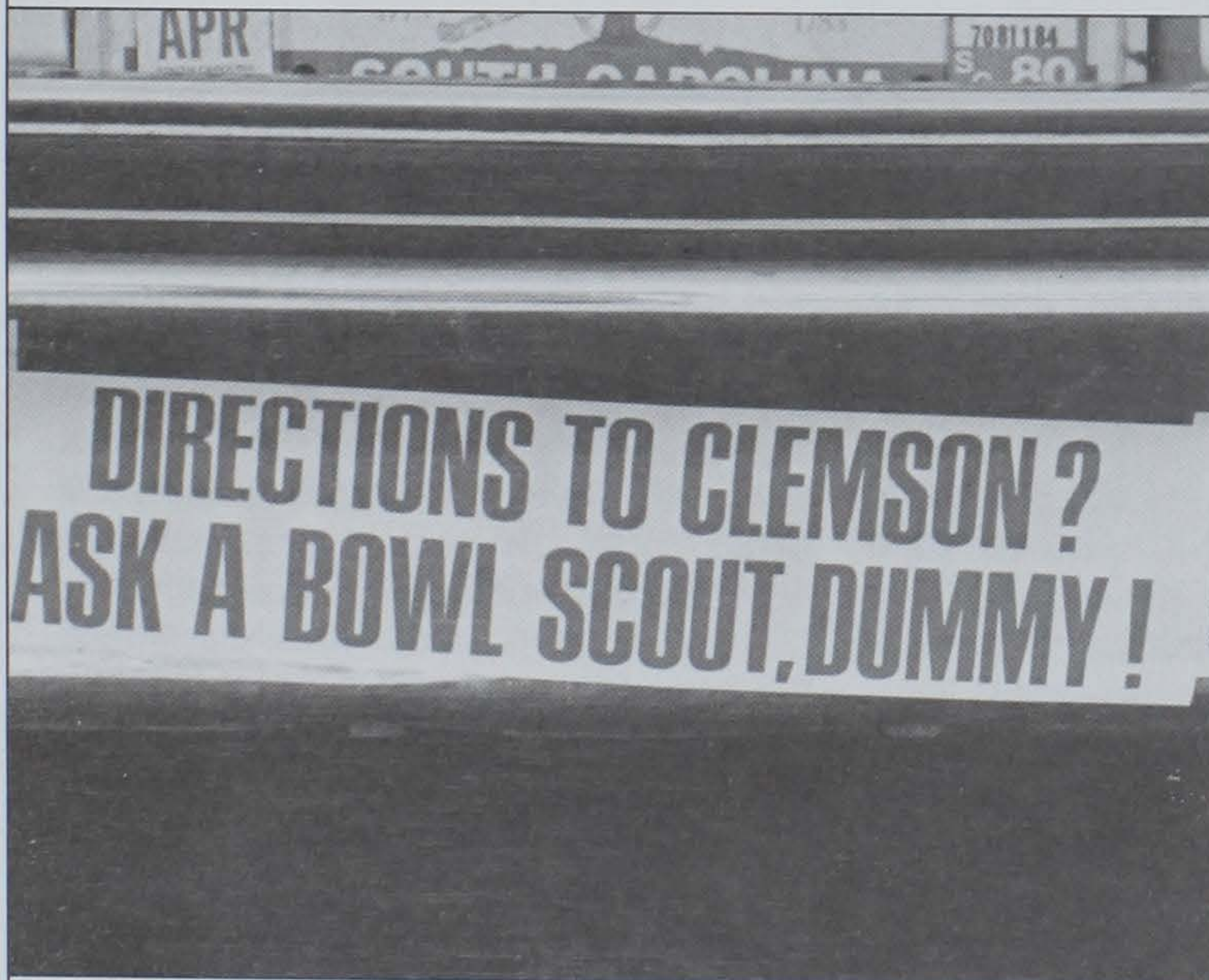


"Clemson's record at home is not a coincidence. Running down the hill is a part of that record. You get so inspired, and so much of college football is about emotion. You get out of that bus and you hear the roar of the crowd and it gives you chills up and down your spine."



David Treadwell, 1987 Clemson All-America PK

This is Clemson Football

Clemson Football Is ...

Running down the hill (the most exciting 25 seconds in college football) ... the Tiger Tailgate Show ... the Tiger band ... Spirit Blitz weekend with 370,000 balloons ... Tiger Paws everywhere, even on your dog or on the street .. Homecoming floats, Tigerama, Homecoming Queens and fireworks ... cheerleaders ... famous players ... The Clemson Tiger mascot and his pushups .. Bonfires and pep rallies ... a family affair for people of all ages ... Howard's Rock ... sky-divers who deliver the game ball ... winning championships ... what college football is all about.





Clemson Facilities

STRENGTH ALL-AMERICANS

1981	Jeff Davis, LB	1986	Ty Granger, OT
	Jeff Bryant, DT	1987	Danny Pearman, TE
1983	William Perry, MG	1988	Donnell Woolford, CB
1984	Kenny Flowers, TB	1989	Vince Taylor, LB
1985	Jim Riggs, TE	1990	Levon Kirkland, OLB

This is Clemson Football

STRENGTH TRAINING

It only takes a short drive through the Clemson campus to see that Clemson University's commitment to provide its student-athletes with the very best definitely applies to athletic facilities. Within just a block or two of each other are Riggs Field, the indoor and outdoor tennis facilities, McHugh Natatorium, the Rock Norman Track Complex, Littlejohn Coliseum, Jervy Gym, Tiger Field, and of course the awesome Death Valley, where the Fighting Tiger football squad dominated their opponents in 1990, outscoring them 211-28.

But one of Clemson's most impressive athletic facilities is not quite as visible as the mammoth Death Valley, even though it may be an even more important reason for the Tigers' success. Clemson's strength training facility, located in Jervy Athletic Center, provides Clemson athletes with the very best in equipment, supervision and atmosphere, as the Tiger strength

training staff knows that success in the area of strength training will mean success on the field of competition.

Head strength coach Gary Wade and his staff work constantly to ensure that their facility is one of the nation's best. Several renovations made over the last five years have ensured that it is among the best, on the collegiate and professional levels. It is no accident that the Tigers have posted a 46-16-2 record, won three ACC Championships, had 12 first or second team All-Americans, and 40 first-team all-conference players since Wade joined the Clemson staff in 1985.

Perhaps the most impressive characteristic of the facility is its size. Several years ago, the facility was enlarged to an astounding 11,000 square feet, making it one of the largest in the nation. The facility boasts two full lines of Nautilus machines and over 12 tons of weights. The large number of machines and free weights

allows the weight room to be used by athletes from several different sports at the same time, without anyone having to wait in line at a particular station.

In the middle of winter, when the grass on Frank Howard field has turned brown and the Tiger Paws have faded in the cold, the Tiger strength training room is bustling with action. When an athlete enters the etched glass doors, he or she is greeted by plush, wall-to-wall carpeting, walls lined with mirrors, ceiling fans, and music from a 26-speaker sound system — a worthy backdrop for well over \$500,000 worth of state-of-the-art equipment.

Four color television monitors are also positioned throughout the facility. These monitors are used for training and instruction, as Tiger strength coaches film the athletes and work with them on form correction. When not in use for this purpose, the televisions, which are hooked into the sound system provide atmosphere, as





A strength training "Hall of Fame" was recently added at the entrance to Clemson's 11,000 square foot facility.

most Tiger student-athletes enjoy working out to the beat of the latest music videos.

Wade and his assistants, Scott Bennett, Al Caronia, Jeff Fish, and Kirk Layfield, personally supervise the individual weight programs of hundreds of athletes. The strength training staff spends long hours working around the various schedules of each sport and even takes the facility on the road when the Tigers play in a bowl game. For the past four seasons, Wade and his assistants have set up a temporary weight room at the Tigers' bowl hotel headquarters.

Recently, the operation of the strength training facility was enhanced by the addition of a new computerized program. Tiger strength coaches are now able to enter all the current strength data on an athlete, and the computer will generate a 10-week conditioning program that will help that athlete reach optimum results.

Several Tigers have already reached those optimum results, as seven members of the Clemson football team have been named to the All-America strength team in the last seven years. This honor is a means of nationally recognizing athletes who have greatly improved their on-field performance through strength and conditioning.

Clemson's all-time leading rusher, Kenny Flowers, won the honor in 1984, while Jim Riggs, an All-ACC tight end who played in the Super Bowl with the Cincinnati Bengals in 1989, was named to the squad in 1985.

Three-time academic All-ACC offensive lineman Ty Granger was a 1986 Strength All-American, while tight end Danny Pearman, a

former walk-on player, was honored in 1987. In 1988, All-America cornerback Donnell Woolford added a Strength All-America certificate to his resume before being chosen in the first round of the NFL draft by the Chicago Bears. Linebacker Vince Taylor was a 1989 strength All-American.

Butkus Award finalist and 1991 All-America candidate Levon Kirkland is the Tigers' newest addition to the strength All-America team. Kirkland's 405-pound bench press mark, 810-pound leg sled, and 6.62 power ratio (strength based on body weight) are the best for a Tiger outside linebacker since 1985.

"Levon has always been a dedicated athlete, on the field and in his off-the-field conditioning," says Wade. "He needed to get bigger after coming in at 204 as a freshman and he has now increased his weight to nearly 240. He bench pressed 250 pounds when he first came to Clemson and after three years of intense training, he can bench over 400 pounds."

Another honor that Clemson players can strive for through hard work in the weight room is that of Lifter-of-the-Year. This honor is unique in that the recipient is voted on by his teammates. Center Curtis Whitley and outside linebacker Arthur Bussie were chosen by the 1990 squad.

Football workouts are designed to help the Tigers in every aspect of the game and are different for every position. Flexibility and quickness are emphasized in addition to strength, as is stamina. The goal of the strength training staff is to have every player able to perform at peak efficiency for four quarters in 11, or hopefully, 12 games.



Gary Wade
Strength Coach

Gary Wade, the Tiger strength coach, brings a wide range of experience into the Clemson weight room. This experience comes in handy as Wade, who is in his seventh full season with the Clemson program, is in charge of the strength training for the athletes in all 18 sports at Clemson.

Wade served as an assistant strength coach at Nebraska for three years as an undergraduate and graduate student. He earned his undergraduate degree in education in 1978 and worked on his master's in exercise physiology.

In 1980 he became the Detroit Lions' first strength and conditioning coach. The 35-year-old received much credit for the Lions' immediate improvement as Head Coach Monte Clark took pride in Wade's work and the results on the field.

During his five years with the Lions the club finished second three times in the Central Division and won the NFC Central in 1983. The Lions made the playoffs twice during this time period.

In his six seasons at Clemson the teams' overall strength figures have grown significantly. He has had a National Strength and Conditioning Association All-American in each of his first six, including last year when Levon Kirkland made the team.

Wade, who was born in Nebraska City, NE, earned 10 letters in high school at Weeping Water High. He was all-conference in football for three seasons and was second-team all-state his senior year.

1991 Bench Press Leaders

1. Curtis Whitley	505
2. David Davis	500
Chester McGlockton	500
4. Paul Caputo	455
5. Mike Brown	450
6. Brentson Buckner	425
7. Levon Kirkland	405
Pierre Wilson	405
Brent LeJeune	405
Jeb Flesch	405
Alex Dial	405
John Harris	405
Stephon Wynn	405

1991 Leg Sled Leaders


1. Brentson Buckner	1040
2. Paul Caputo	1035
3. Stacy Seegars	1000
4. Joe Floyd	960
Rob Bodine	960
6. Chuck O'Brien	920
7. Bruce Bratton	910
David Davis	910
9. Alex Dial	905
10. Curtis Whitley	900
Les Hall	900
Pierre Wilson	900

1991 Power Clean Leaders

1. Curtis Whitley	331
2. Wayne Simmons	329
3. Bruce Bratton	314
Mike Brown	314
5. Rob Bodine	310
Pierre Wilson	310
Levon Kirkland	310
8. Mike Samnik	309
Rod Adams	309
Ashley Sheppard	309

Lifter-of-the-Year

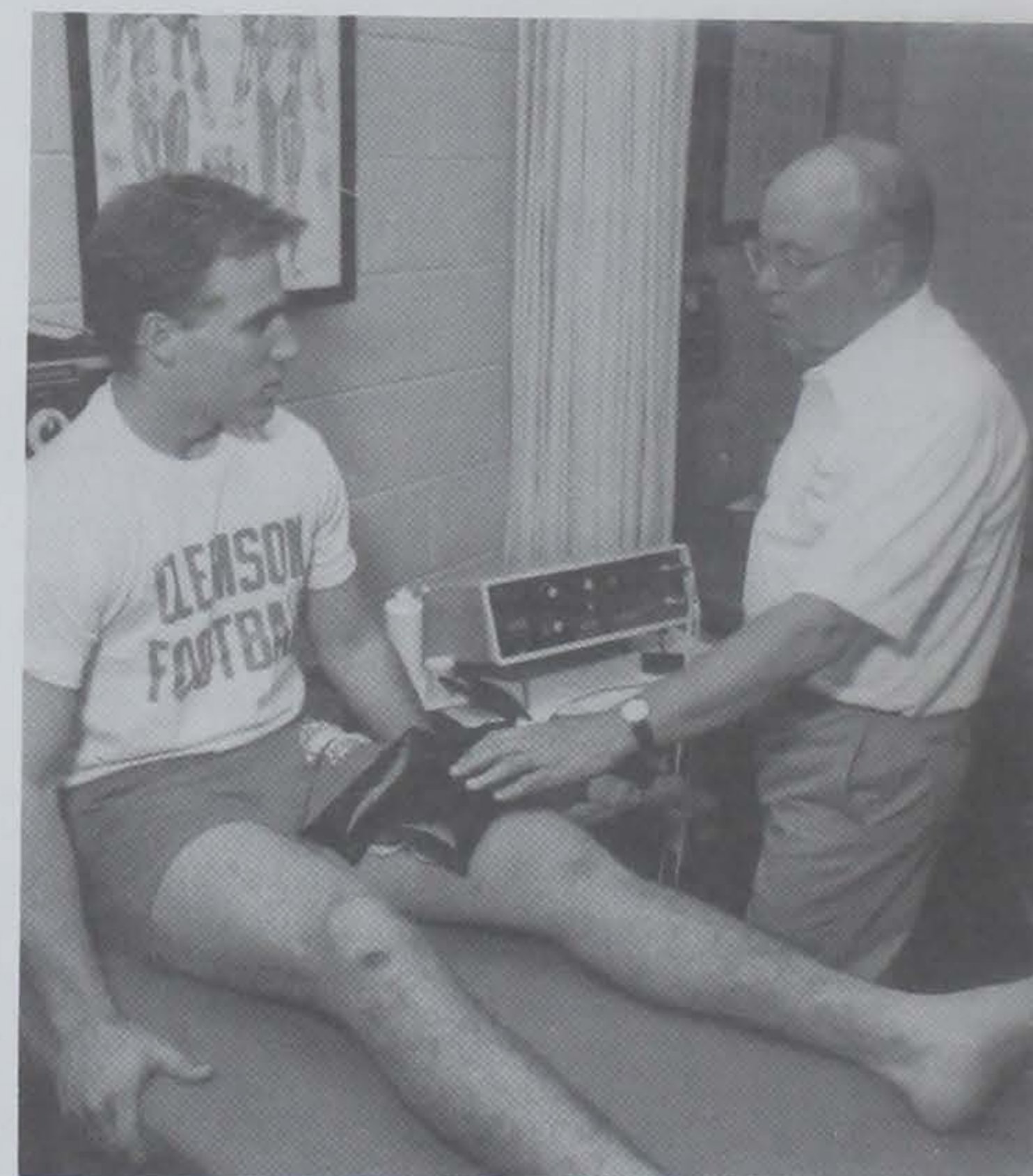


1985	Kenny Flowers, TB
	John Phillips, OG
1986	Ty Granger, OT
1987	Mark Drag, MG
1988	Jeff Bak, C
	Mark Drag, MG
1989	Levon Kirkland, OLB
1990	Arthur Bussie, OLB
	Curtis Whitley, C



The Jervey Athletic Center is also the home of Clemson memorabilia.



Leg development area, Jervey Strength Training Facility.



Joe Henderson, John Johnson and Rusty Charpia are just some of the Tigers who have benefitted from top notch training facilities. Clemson's medical staff of three full-time trainers and two doctors have over 50 years combined experience.



Clemson gridders eat in their own dining hall across from the athletic dorm.



Lockerrooms in Memorial Stadium have been recently remodeled.

The Atlantic Coast Conference

This is Clemson Football

- Five ACC teams competed in postseason bowl games in 1990, with three league schools participating in New Year's Day Bowls as Clemson went to the Hall of Fame Bowl, Georgia Tech competed in the Citrus Bowl and Virginia played in the Sugar Bowl.

- Georgia Tech and Clemson are among the nation's leaders in terms of bowl success. The Yellow Jackets have compiled a 16-8 mark in bowl competition for a .667 winning percentage, the best mark among schools with 15 or more bowl appearances. Clemson's .647 winning percentage in bowl games is tied for second among teams with 15 or more bowl appearances.

- The ACC boasted the nation's top W-L record against non-league opponents during the regular season of 1990. The league won 25 of 32 games versus non-ACC teams for a .781 winning percentage.

- The ACC is second only to the Pacific-10 conference in bowl game winning percentage since 1980 with a 17-11-1 record for a .603 winning percentage.

- The ACC produced the nation's lone undefeated Division 1-A team in Georgia Tech (11-0-1)

- Six ACC teams finished the 1990 season with winning records — Clemson, Georgia Tech, Maryland, North Carolina, N.C. State, and Virginia.

- Three ACC players were named consensus All-Americans, as Georgia Tech defensive back Ken Swilling, Virginia wide receiver Herman Moore and Clemson offensive tackle Stacy Long won honors.

Clemson & Florida State in Elite Class ... Clemson and Florida State are the only Division I-A teams to have a bowl game victory in each of the past five years ... the Tigers defeated Stanford (27-21) in the 1986 Gator Bowl, Penn State (35-10) in the 1987 Citrus Bowl, Oklahoma (13-6) in the 1988 Citrus Bowl, West Virginia (27-7) in the 1989 Gator Bowl and Illinois (30-0) in last year's Hall of Fame Bowl ... The Seminoles have won six straight bowl games and are undefeated in their last nine bowl games with an 8-0-1 mark ... FSU's only blemish over the past nine years was a 17-17 tie with Georgia in the 1984 Citrus Bowl.



WINS OVER WINNERS

Georgia Tech and Clemson were among the national leaders in victories against Division I-A teams with winning records.

GEORGIA TECH 7-0-1	Notre Dame 6-2
Washington 6-1	Miami 6-2
CLEMSON 6-2	



The addition of Florida State to the ACC means the addition of an intense rivalry with National Championship implications on Clemson's schedule.

1990 Non-Conference Records

Conference	Record	Pct.
ATLANTIC COAST	28- 8-1	.770
Southeastern	27-16-2	.622
Big Eight	21-13-3	.608
Southwest	18-12-0	.600
Western Athletic	23-17-0	.575
Pacific-10	20-18-1	.526
Big Ten	18-17-2	.514
Mid-American	10-16-3	.397
Big West	11-22-2	.343

1990 Pct. of Bowl Teams

Conference	Teams	Pct.
ATLANTIC COAST	5 of 8	63%
Big Ten	6 of 10	60%
Pacific-10	5 of 10	50%
Western Athletic	4 of 9	44%
Southeastern	4 of 10	40%
Big Eight	2 of 8	25%
Big West	1 of 8	13%
Mid-American	1 of 9	11%

Bowl Appearances by Conference, 1989-90

Conference	Teams
Southeastern	10
Big Ten	10
ATLANTIC COAST	9
Pacific-10	9
Western Athletic	7
Southwest	5
Big Eight	4

All-Time Bowl Game Winning Percentage by Conference

Conference	Record	Pct.
Pacific-10	70-57-6	.548
ATLANTIC COAST	62-53-5	.538
Big Ten	62-61-2	.504
Southeastern	116-117-13	.498
Big Eight	55-59-1	.483
Southwest	57-65-6	.469
Western Athletic	25-29-2	.464

Bowl Game Winning Percentage 1980-90

Conference	Record	Pct.
Pacific-10	24-15-1	.613
ATLANTIC COAST	17-11-1	.603
Southeastern	31-26-3	.542
Big Ten	23-29-0	.442
Southwest	15-23-0	.395
Western Athletic	9-14-0	.391
Big Eight	13-21-0	.382

All-Time Winningest Bowl Teams

School	Record	Pct.
GEORGIA TECH	16-8-0	.667
CLEMSON	11-6-0	.647
Southern Cal	22-12-0	.647
Oklahoma	18-10-11	.638
Penn State	16-9-2	.630
Notre Dame	10-6	.625
FLORIDA STATE	10-7-2	.578

(minimum 15 bowl appearances)

NFL Standouts

LOYAL TIGER


"Every Saturday when we have a home game the next day, I go to a bar owned by a friend of mine and watch Clemson play on his satellite. I still follow those Tigers."

David Treadwell, Denver Broncos

This is Clemson Football

DAVID TREADWELL

Kicker




Denver Broncos



AFC Pro Bowl Kicker, 1989

JEFF BOSTIC

Center



Washington Redskins



Super Bowl Champion, 1983, 1987
NFC Pro Bowl Center, 1983

CLEMSON TIGERS IN THE NFL, 1990

No.	Name	Starter	Team	NFL Yrs
23	Rod McSwain		New England	7
52	Johnny Rembert	*	New England	8
53	Jeff Bostic	*	Washington	11
87	Jim Riggs		Cincinnati	4
35	Delton Hall	*	Pittsburgh	4
34	Kevin Mack	*	Cleveland	6
92	Michael D. Perry	*	Cleveland	3
27	Terry Kinard	*	Houston	8
21	Donnell Woolford	*	Chicago	2
72	William Perry	*	Chicago	6
89	James Coley		Chicago	2
9	David Treadwell	*	Denver	2
96	R. McCullough		Denver	2
77	Jeff Bryant	*	Seattle	9
43	Tracy Johnson	*	Atlanta	2
33	Terrence Flagler		Phoenix	4

MICHAEL DEAN PERRY

Tackle




Cleveland Browns



All-Pro 1989-1990
AFC Pro Bowl DT, 1989-90

TERRY KINARD

Safety




Houston Oilers



NFC Pro Bowl SAF, 1988

JOHNNY REMBERT

Linebacker




New England Patriots



AFC Pro Bowl LB, 1988-89

JEFF BRYANT

Tackle




Seattle Seahawks



Seattle's #2 Ranked Sack Leader

WILLIAM PERRY

Tackle




Chicago Bears



Super Bowl Champion, 1985

TERRENCE FLAGLER

Running Back



Phoenix Cardinals



Super Bowl Champion, 1988-89

Tigers Among Former NFL Greats

JERRY BUTLER

Wide Receiver




Buffalo Bills



AFC Rookie-of-the-Year, 1979
AFC Pro Bowl WR, 1980

CHARLIE WATERS

Defensive Back




Dallas Cowboys




All-Pro, 1977-78

DWIGHT CLARK

Wide Receiver



San Francisco 49ers




1982 NFL Player-of-the-Year

Landmark Victories


This is Clemson Football

BOWL SUCCESS


Clemson and Florida State, now both members of the ACC, stand as the only two teams in the country to win a bowl game each of the last five seasons. It is the longest bowl winning streak in Clemson history.



William Perry helped stop Herschel Walker in 1981 on the way to Clemson's 1981 national title. It was Georgia's only regular season loss in the Walker era.



Steve Durham stopped Pete Holohan at Notre Dame in Clemson's 16-10 win in South Bend in 1979. It was just the third time in 40 years that Notre Dame's seniors were beaten in their final home game.



Dan Benish (#71) and William Devane (#94) celebrate a tackle for loss on Nebraska's Roger Craig in the 1982 Orange Bowl. Clemson gained victory by a 22-15 count to register the national championship. Clemson beat three Top 10 teams that year and had five players chosen first or second-team All-American.

Landmark Wins in Last Dozen Seasons

Year	Site	Score	Opponent (Rk)
1978	A	28-24	Maryland (11th)
1978	N1	17-15	Ohio State (20th)
1979	A	16-10	Notre Dame
1980	H	27-6	S. Carolina (14th)
1981	H	13-3	Georgia (4th)
1981	A	10-8	N. Carolina (8th)
1981	N2	22-15	Nebraska (4th)
1982	A	24-22	Maryland (18th)
1983	A	16-3	N. Carolina (10th)
1983	H	52-27	Maryland (11th)
1986	A	31-28	Georgia (14th)
1986	N1	27-21	Stanford (20th)
1987	H	21-20	Georgia (18th)
1987	N3	35-10	Penn State (20th)
1988	N3	13-6	Oklahoma (10th)
1989	A	34-23	Florida St. (16th)
1989	H	30-10	N.C. State (12th)
1989	N1	27-7	W. Virginia (17th)
1990	N4	30-0	Illinois (18th)


Rk - denotes opponent's rank entering the game with Clemson.

N1 - at Gator Bowl


N2 - at Orange Bowl

N3 - at Citrus Bowl

N4 - at Hall of Fame Bowl



Rodney Williams took Clemson to a victory over Stanford in the 1986 Gator Bowl.



Levon Kirkland and Chester McGlockton celebrate one of four sacks on West Virginia's Major Harris during 1989 Gator Bowl win.

Five Straight Bowl Victories!


Season	Bowl	Opponent	Score	MVP
1986	Gator	Stanford	27-21	Rodney Williams, QB
1987	Florida Citrus	Penn State	35-10	Rodney Williams, QB Dorian Mariable, LB
1988	Florida Citrus	Oklahoma	13-6	Terry Allen, TB Jesse Hatcher, OLB
1989	Gator	West Virginia	27-7	Levon Kirkland, OLB
1990	Hall of Fame	Illinois	30-0	DeChane Cameron, QB



Tracy Johnson became the first Tiger to score three TDs in a bowl game in Clemson's 35-10 win over Penn State in the 1988 Citrus Bowl.



Dexter Davis battled away a final Oklahoma pass on the final play in Clemson's 13-6 win over the Sooners in 1989 Citrus Bowl.



DeChane Cameron led Clemson to a 30-0 win over Illinois in the 1991 Hall of Fame Bowl.

The Talk of the Town

This is Clemson Football

The fans that follow Clemson football are rabid, that is for sure. This fan interest leads to considerable media interest. Year in and year out Clemson is among the top 20 teams in the nation and this leads to a media contingent that is national and regional.

Clemson has been on live network or regional television 37 times over the last five seasons, more than any other team in the South. This includes 18 appearances on ABC, CBS, NBC or ESPN since 1986.

The Clemson radio network penetrates South Carolina, North Carolina, Georgia, Florida, Virginia and Tennessee and has a record 100 affiliates for the 1991 seasons. The network is on the air for eight hours on a typical Saturday.

An average televised Clemson home game brings over 200 members of the media to Death Valley. Over the last two years representatives from Dallas, Los Angeles, New York, Chicago, and other non-Southern cities have covered Clemson games.


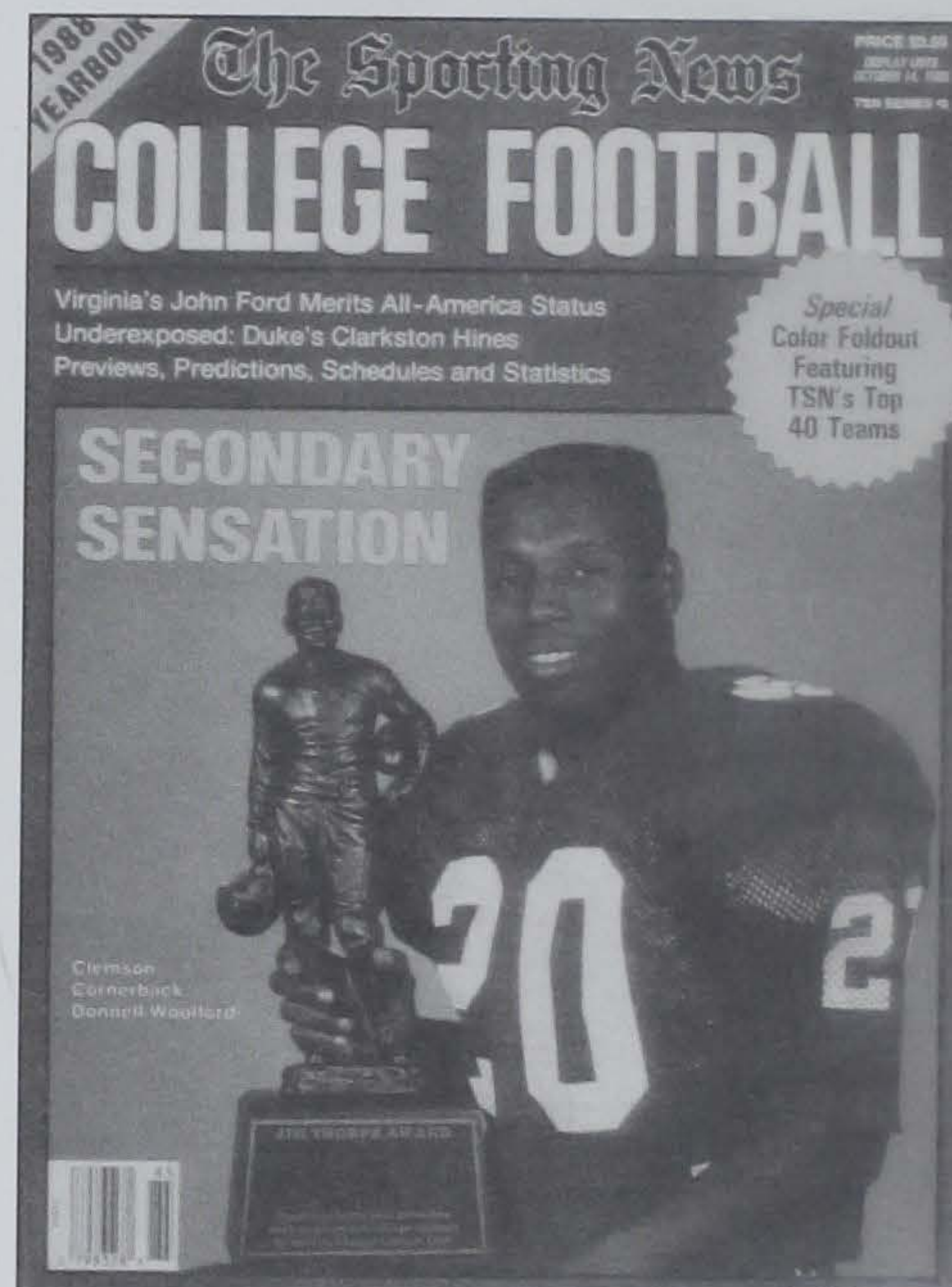
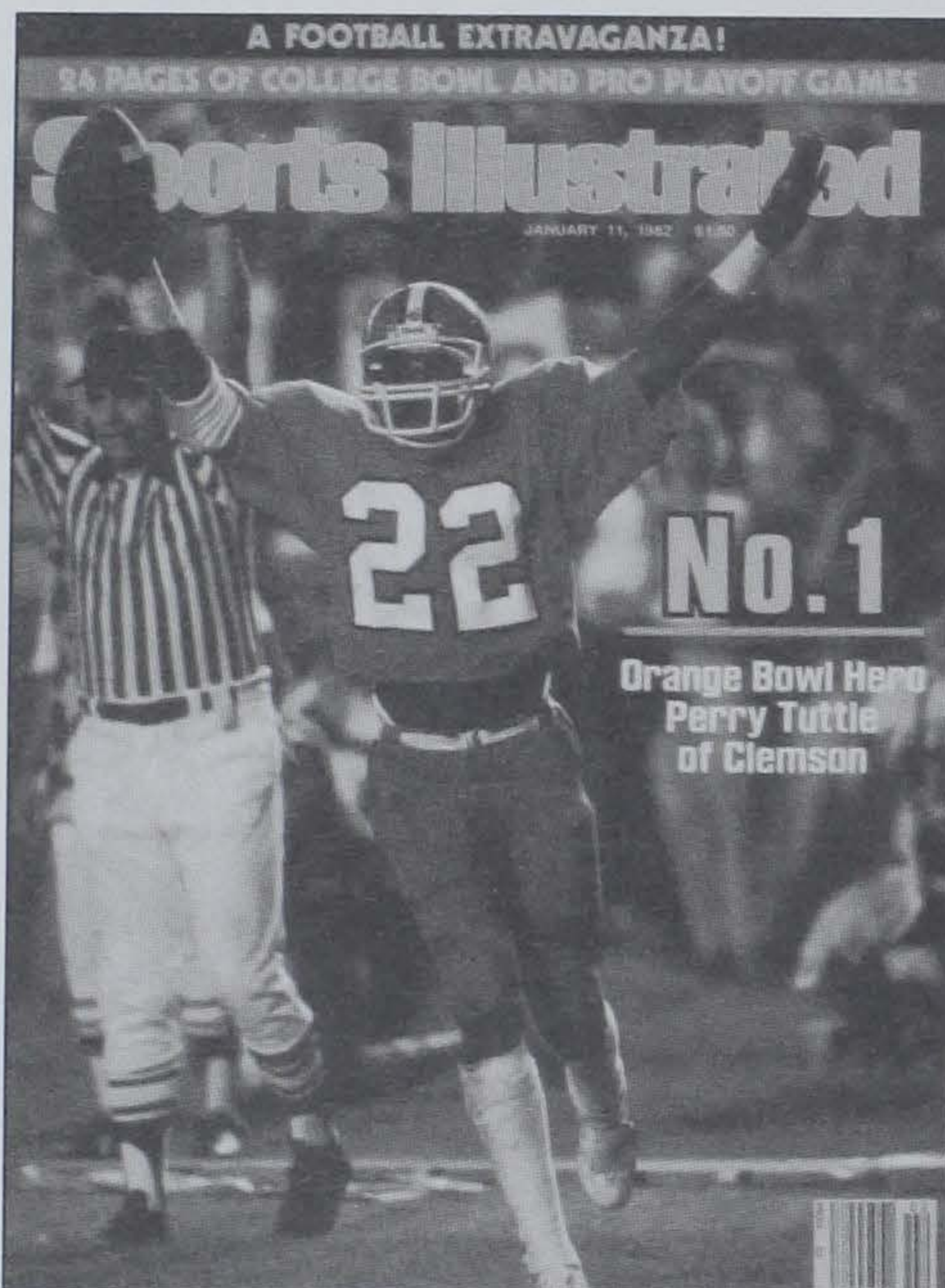
This media attention has contributed to considerable acclaim for many Tiger football players. Clemson has had at least one All-America selection every year since 1977, including last year when three Tigers were first or second-team All-American.

In 1991 the attention on Clemson football will become international as the Tigers travel to Tokyo for the Coca Cola Bowl against Duke.

MUSBERGER ENJOYS CLEMSON

"I'd watch WIAF games with my two boys, and you know, the games would get a little boring, but then something wacky would happen with the Helmet Cam ... But, I wouldn't mind walking into Clemson right now ..."

Brent Musberger, The National, June 6, 1991



That National Championship Season

This is Clemson Football

INDIVIDUAL LEADERS 1981

Rushing:	Cliff Austin, 824 yards
Total Offense:	Homer Jordan, 2114 yards
Receiving:	Perry Tuttle, 52 receptions
Passing:	Homer Jordan, 1630 yards
Interceptions:	Terry Kinard, 6 interceptions
Scoring:	Cliff Austin, 54 points
Tackles:	Jeff Davis, 175 tackles
Sacks:	Jeff Bryant, 8 sacks



Dan Benish pressured Georgia quarterback Buck Belue into a fumble, one of nine turnovers by the Bulldogs in Clemson's 13-3 victory over the defending national champs.

SOUTH CAROLINA'S PACESETTING COMBINATION


The Greenville News GREENVILLE PIEDMONT

Second to none! Tigers seal title with Orange Bowl win

- Clemson was the only team in the 1981 season to have a perfect 12-0 record and was the only team to defeat three other AP Top 10 teams.
- Clemson was the most improved team in the nation in 1981, going from a 6-5 ledger in 1980 to the 12-0 mark in 1981.
- Jeff Davis was named ACC Most Valuable Player, led the league in tackles with 175 and was a first-team All-American by Kodak, UPI, Football Writers and **Football News**.
- Perry Tuttle was a first-team All-American by NEA and **Sporting News** and became Clemson's career leader in receptions and reception yardage, records he still holds.
- Jeff Bryant was named a second-team All-American by **Football News** and was the number-six selection of the NFL draft. He is still playing with the Seattle Seahawks.

- Terry Kinard was a first-team AP All-American as a junior in 1981 and was also chosen by the Football Writers Association and Newspaper Enterprise Association.
- Homer Jordan was named first-team All-ACC and was the offensive MVP of the Orange Bowl.
- Danny Ford was named National Coach of the Year by Football Writers Association, UPI, Kodak, WTBS TV and Washington Touchdown Club. He became the youngest coach to win the National Championship (33).
- Clemson had eight All-ACC selections, more than any other team.
- Clemson defeated Georgia 13-3 in the third week of the season. The Bulldogs were the defending national champion and ranked fourth in the nation entering the game.
- The Tigers defeated Wake Forest 82-24 on Halloween and broke 21 school, conference or stadium records in the process. Included in the records was a 756 figure for total offense, 536 in rushing yards.
- Clemson ranked second in the nation in scoring defense, seventh in total defense, eighth in rushing defense and sixth in turnover margin. Homer Jordan was 12th in passing efficiency, Dale Hatcher was 19th in punting and Terry Kinard 15th in interceptions.
- Clemson won the ACC Game-of-the-Century over North Carolina in Chapel Hill. The Tigers and Tar Heels met in the only meeting of Top 10 teams in ACC history, and Clemson came out on top 10-8. Clemson moved up to number-two in the nation with the victory.

- The Tigers won their first national title in any sport with the 22-15 victory over Nebraska in the 1982 Orange Bowl. Homer Jordan hit 11-22 passes and had 180 yards in total offense in leading Clemson to the victory. The Clemson defense allowed just one Nebraska completion in the second half. Clemson was named National Champion by every postseason poll.



Homer Jordan was the offensive MVP for Clemson in its Orange Bowl win over Nebraska.

1981 Results

Date	CU-Opp	W-L	Site	Opponent
S. 5	45-10	W	H	Wofford
S. 12	13-5	W	A	Tulane
S. 19	13-3	W	H	Georgia (NR-4)
O. 3	21-3	W	A	Kentucky (14-NR)
O. 10	27-0	W	H	Virginia (9-NR)
O. 17	38-10	W	A	Duke (6-NR)
O. 24	17-7	W	H	N.C. State (4-NR)
O. 31	82-24	W	H	Wake Forest (3-NR)
N. 7	10-8	W	A	N. Carolina (2-8)
N. 14	21-7	W	H	Maryland (2-NR)
N. 21	29-13	W	A	S. Carolina (2-NR)
J. 1	22-15	W	N1	Nebraska (1-4)

N1 at Orange Bowl at Miami, FL
Note: () denotes CU, Opp rank entering the game.

Clemson Sports Program

CLEMSON YEARLY ALL-SPORTS RANKING

1979-80	3rd	62½ pts.	1985-86	22nd	33 pts.
1980-81	27th	15 pts.	1986-87	12th	40½ pts.
1981-82	4th	66 pts.	1987-88	8th	59½ pts.
1982-83	5th	66 pts.	1988-89	6th	61 pts.
1983-84	8th	50 pts.	1989-90	30th	26 pts.
1984-85	15th	41 pts.	1990-91	7th	57 pts.

This is Clemson

For the first time ever, Clemson's all-around sports program is ranked among the top 15 in the nation in both men's and women's competition. The Clemson men's program ranked in a tie for seventh best in the nation with LSU, while the women's program finished in a tie for 13th with Penn State.

The poll is conducted by **USA Today** and takes into account the final rankings in 10 major sports.

Clemson's top 10 ranking in the men's program was nothing new as it marked the seventh time in the last 12 years that the men's program ranked in the top 10. Clemson has now ranked in the top 30 in the nation in each of the last 12 years. The highest ranking ever for the men's program is a number-three finish in 1979-80.

The number-13 finish for the Lady Tiger program was the highest ranking ever. The previous best was a tied for 18th finish in 1986-87. It was the fourth time in the last five years that the Clemson women's program ranked in the top 30 in the country.

Clemson was one of eight schools to have both its men's and women's programs ranked in the top 15 of each poll ranking. The other schools in the top 15 of both rankings included Texas, Tennessee, Florida, LSU, UCLA, Stanford and North Carolina.

Clemson had one of its most successful all-around sports years ever as a record nine of the 18 teams finished in the top 15 of their respective polls. The highest ranked teams were the women's cross country team (third), soccer team (fourth) and baseball team (fourth). Clemson's women's basketball team was eighth in the final **USA Today** poll, while the Clemson football team was ninth.

Over the last five years 16 of Clemson's 18 teams have been ranked in the top 25 in the country at one time or another. During this time the Clemson football, women's cross country and golf teams have been in the top 25 all five years, while the women's basketball, women's swimming, men's indoor track, baseball and women's tennis teams have had four top 25 seasons.

Additional Notes:

*Clemson had five ACC Coach of the Year selections: Soccer-Dr. I.M. Ibrahim, Baseball-Bill Wilhelm, Wrestling-Eddie Griffin, Men's Outdoor Track-Bob Pollock, Women's Outdoor Track-Wayne Coffman.

As far as academics and athletics, Clemson won both of the ACC's top student-athlete awards in 1990-91. Dov Kremer (Track) won the league's Jim Weaver Award as the top male student-athlete, while Kelly Long (Swimming) won the Marie James Award as the top female student athlete in the ACC.

*Clemson had 64 players selected to the Academic all-conference team.

*Clemson had three ACC Players-of-the-Year: Anne Evans in women's cross country, Donnie Heckel in wrestling and Kim Graham in women's outdoor track.

*The Clemson program had nine top 15 teams in 1990-91, the most top 15 teams in a single academic year in Clemson history. The old record was eight held by the 1982-83 and 1987-88 academic years.

*Clemson had 27 All-Americans (first, second or third team), an all-time record for All-America selections in an academic year. It broke the mark

of 26 set by the 1988-89 and 1981-82 academic years.

*Sixty-two Clemson athletes were All-ACC, third most in a single academic year at Clemson. In 1989-90 the 18 Clemson teams had 82 All-ACC choices while the 1988-89 year had 65 All-ACC choices.

*Clemson won 68.1 percent of its games or matches this year, the second best winning percentage in Clemson history. During the 1987-88 academic year Clemson won 69.5 percent of its games.

*Clemson won four ACC championships this year as the men's outdoor track, women's outdoor track, baseball and men's indoor track teams won league titles.


*Clemson won its third straight ACC outdoor track title.

*On the gridiron, Clemson had two finalists for prestigious awards. Stacy Long was a finalist for the Outland Trophy (one of three) and Levon Kirkland was a finalist for the Butkus Award (one of five).

*Clemson's women's track program had two top 15 finishes in 1990-91, third at the cross country meet and 12th at the outdoor track meet. Those were Clemson's highest finishes ever in those sports, respectively.

*With the completion of this academic year, 16 of the 18 Clemson sports have finished in the top 25 of their final poll at least once in the last five years. Fourteen of the 18 sports have had at least one top 15 season within the last five years.

*The Clemson football, women's cross country and golf teams have all had top 20 seasons each of the last five years.




Clemson's 1990 seniors became the ACC's winningest class in history with a fourth straight 10-2 season.

CLEMSON 1990-91 ACADEMIC YEAR SPORTS SUMMARY

Sport	Home	Away	Neut.	ACC	Overall	Pct.	ACC Reg	ACC National Trn	Rank	All-ACC 1st Team	1st, 2nd or 3rd All-American
Football	6-0	3-2	1-0	5-2	10-2	.833	2nd	NA	9th	8	3
Soccer	13-3-2	3-0	0-1	4-1-1	16-4-1	.786	1st	5th	4th	2	2
W. Cross Country	NA	NA	NA	NA	NA	NA	NA	2nd	3rd	3	2
M. Cross Country	NA	NA	NA	NA	NA	NA	NA	4th	—	0	0
Volleyball	12-3	3-7	8-4	2-4	23-14	.622	T-5th	5th	—	0	0
M. Basketball	9-7	0-8	2-2	2-12	11-17	.393	8th	5th	—	0	0
W. Basketball	12-3	5-6	5-2	8-6	22-11	.667	4th	2nd	8th	0	0
Wrestling	5-0-1	3-2	2-0	5-0	10-2-1	.808	1st	4th	15th	2	2
W. Swimming	3-2	2-0	1-0	4-1	6-2	.750	2nd	4th	—	6	0
M. Swimming	3-3	2-0	1-0	4-2	6-3	.667	3rd	4th	—	1	0
W. Ind. Track	NA	NA	NA	NA	NA	NA	NA	2nd	35th	5	2
M. Ind. Track*	NA	NA	NA	NA	NA	NA	NA	1st	44th	7	2
Baseball*	31-1	18-6	11-3	18-3	60-10	.857	1st	1st	4th	5	3
W. Tennis	10-4	4-4	1-3	6-1	15-11	.577	2nd	2nd	25th	3	0
M. Tennis	5-3	6-6	3-5	6-1	14-14	.500	2nd	3rd	—	3	0
W. Outdoor Track*	NA	NA	NA	NA	NA	NA	NA	1st	12th	6	6
M. Outdoor Track*	NA	NA	NA	NA	NA	NA	NA	1st	13th	9	4
Golf	NA	NA	NA	NA	NA	NA	NA	5th	13th	2	1
Totals	109-29-2	49-41	35-20	64-33-1	193-90-2	.681	3 1st	4 1st 9 top 15		62	27

*Denotes won ACC Championship.



Jim Crowley and Joe DeBerry led the Clemson baseball team to a 60-10 record and the College World Series.

1990-91 MEN'S ALL-SPORTS RANKING

Rk	School	Pts.
1.	Texas	85
2.	Tennessee	75
3.	Florida	72
4.	Arkansas	59½
5.	Oklahoma State	59
6.	Southern California	59
7.	Clemson	57
	Louisiana State	57
9.	Arizona State	51
10.	UCLA	50½
11.	Michigan	45
12.	Stanford	44½
13.	Oregon	41
14.	North Carolina	40½
15.	Miami (Fla.)	36
	Notre Dame	36
17.	Iowa State	35½
18.	Brigham Young	34
19.	Georgia Tech	34
20.	Iowa	32

1990-91 WOMEN'S ALL-SPORTS RANKING

Rk	School	Pts.
1.	UCLA	111
2.	Stanford	109
3.	Texas	83
4.	Georgia	73
5.	Arizona	64½
6.	Florida	56½
7.	Tennessee	55
8.	Louisiana State	53
9.	Brigham Young	52½
10.	North Carolina	50½
11.	Connecticut	44½
12.	California	41½
13.	Clemson	41
	Penn State	41
15.	Providence	36
	Virginia	36
17.	Nebraska	35½
18.	Duke	35
19.	Arkansas	34½
	Florida State	34½

Clemson Notes

Data, 1990

Clemson #2 in Bowl Win %

With its triumph over Illinois in the Hall of Fame Bowl, Clemson moved into a tie for second place in NCAA history in bowl game winning percentage. Based on teams who have played at least 15 bowl games over the years, Clemson has a .647 winning percentage off an 11-6 record dating back to a 6-3 win over Boston College in the 1940 Cotton Bowl.

The Tigers have now won five bowl games in a row and six of their last seven. Only Georgia Tech, also from the ACC, has a better winning percentage in bowl games over the years, while the Tigers are tied for second with Southern Cal, who has a 22-12 mark. Clemson and Florida State are the only teams in the nation to win a bowl game each of the last five seasons.

All-Time Bowl Game Win %

Rk	Team	Record	Pct
1.	Georgia Tech	16-8-0	.667
2.	Clemson	11-6-0	.647
	Southern Cal	22-12-0	.647
4.	Oklahoma	18-10-1	.638
5.	Arizona St.	9-5-1	.633
6.	Penn State	16-9-2	.630
7.	Notre Dame	10-6	.625

ACC Had Best Winning %

The ACC had its best non-conference winning percentage in history in 1990, as league teams won 77 percent of its games against outside competition. This was the best winning percentage in the nation for non-conference games, in fact it was the best by almost 15 percent.

Additionally, the ACC had a 3-1-1 record in bowl play, more wins than any other conference in the bowl season and the best winning percentage of any conference. The ACC had two teams finish in the AP top 10 and three teams (Clemson, Georgia Tech and Virginia) were in the top 10 at one time or another throughout the season.

Six ACC teams finished the season with winning records, the most in league history, and two teams, Clemson and Georgia Tech, had at least six wins over Division I teams with winning records. Only six teams in America had six wins over Division I teams with winning records.

Non-Conference Winning Percentage


Rk	Conference	Bowl	Overall	Pct
1.	ACC	3-1-1	28-8-1	.770
2.	SEC	2-2	27-16-2	.622
3.	Big Eight	1-1	21-13-3	.608
4.	Southwest	1-1	18-12	.600
5.	Western Athletic	2-2	23-17	.575
6.	Pac 10	2-3	20-18-1	.526
7.	Big Ten	2-4	18-17-2	.514

Hatfield in Top 10 First Year


Clemson coach Ken Hatfield led the Tigers to a 10-2 record and a number-nine national ranking in the final AP poll. He was one of three first-year coaches to take a team to a top 10 AP finish in 1990, but he was just the eighth coach to do it in the last 13 years. Gary Moeller of Michigan and John Jenkins of Houston were the only other first-year coaches to do it this year. Hatfield is the first ACC coach in history to take a team to a final AP Top 10 ranking in his first year at the school.

Here is a list of coaches in the last 20 years who have taken teams to top 10 rankings in the final AP poll in their first year with the program:

Year	Coach	School	AP Rank	Record
1970	Bill Battle	Tennessee	4th	11-1
1973	Barry Switzer	Oklahoma	3rd	10-0-1
	Tom Osborne	Nebraska	7th	9-2-1
1974	Dick Crum	Miami (OH)	10th	10-0-1
1976	John Robinson	Southern Cal	2nd	11-1
1977	Lou Holtz	Arkansas	3rd	11-1
	Fred Akers	Texas	4th	11-1
	Jackie Sherrill	Pittsburgh	8th	9-2-1
1982	Foge Fazio	Pittsburgh	10th	9-3
	Bobby Collins	SMU	2nd	11-0-1
1984	Pat Jones	Oklahoma St.	7th	10-2
1987	Mike Archer	LSU	5th	10-1-1
1989	Dennis Erickson	Miami (FL)	1st	11-1
1990	Gary Moeller	Michigan	7th	9-3
	Ken Hatfield	Clemson	9th	10-2
	John Jenkins	Houston	10th	10-1



Ken Hatfield became just the eighth coach in the last 13 years to take a team to a Top 10 ranking in his first year with a program.



Clemson's number-one ranked defense of 1990 allowed just 217 yards a game.

Seven Home Games in 1991

Clemson's 1991 schedule will feature seven home games for just the third time in Clemson history, and a journey to Japan for the second time in 10 years. Five of Clemson's seven ACC games will be at home in 1991, only two league games were in Death Valley in 1990.

The Tigers open the season with a September 7 contest with Appalachian State. After an open date on the 14th, Temple will travel to Clemson for the first football meeting ever between the Owls and Tigers. Clemson has an open date on September 14 and October 19, the first time since 1982 that Clemson has had two open dates in one season.

Clemson enters the 1991 season with an eight-game winning streak at home. The last team to defeat Clemson in Memorial Stadium is Georgia Tech, and the defending UPI National Champions will be at Clemson on September 28.

The only road game on the Clemson slate before November 9 is at Georgia on October 5. Clemson has won the last three meetings between the Tigers and Bulldogs, including last year's 34-3 triumph in Death Valley.

This is just the second time in Clemson history that the Tigers have had six of the first seven games of the season at home. In 1987, Clemson had a record eight home games and seven of the first eight were at home. The 1983 and 1987 seasons are the only other years in which Clemson played seven or more games at home. Clemson was 5-0-1 in 1983 and 7-1 in 1987.

The Tigers will have four road games in 1991, but only two will require a plane trip for the team. Clemson is at North Carolina on November 9 and then will close the campaign against Duke on November 30 (December 1 in Tokyo) in the Coca Cola Bowl. The Georgia and South Carolina games will be bus trips.

That Duke game will be a long plane trip, all the way to Tokyo. It will be Clemson's second trip to Japan, as the Tigers won the ACC title in 1982 with a 21-17 win over Wake Forest. That game was played at the Tokyo Olympic Stadium in front of 80,000.

This year's game with Duke will be played at the Tokyo Dome, which is an indoor stadium and holds 45,000. Last year's game between Houston and Arizona State was also played at the Tokyo Dome.

This will be Ken Hatfield's second trip to Japan for a college football game. In 1981 his Air Force team defeated San Diego State 21-16 at the Mirage Bowl.

As far as preseason practice is concerned, Clemson freshmen will report to campus on August 6, while the varsity will report on August 11. Conditioning practice for the entire team starts on August 13 and the first day of practice in pads is August 16.

Fields, Bratton on Academic All-ACC Team

Stacy Fields and Bruce Bratton were both named to the ACC All-Academic football team for 1990. It was the third year in a row for Fields, while Bratton is a repeater from the 1989 team and will have an opportunity

to be a three-time recipient next year.

Fields, a senior, became just the fifth player in Clemson history to become Academic All-ACC three times in a career. In addition to Fields (1988-90), Don Kelley (1969-71), Ben Anderson (1970-72), Steve Fuller (1976-78) and Ty Granger (1986-88) were also three-time selections.

Both Fields and Bratton, a junior, were far above the minimum needed to make the team (3.0). Both Bratton and Fields earned 3.6 GPAs in the first semester this year. Also worthy of note was the performance of Mike Brown, who started three games at center this year, including the Hall of Fame Bowl. Brown earned a 3.5 in the first semester of the 1990-91 academic year, but did not make the team.

Brian Smith, Chris Ogle and Steve Derriso also had GPAs over 3.2 in the first semester, giving Clemson six offensive linemen (who played in at least one game) who earned over a 3.2 in the first semester of 1990-91.

Clemson Attendance Seventh in 1990

Clemson finished the 1990 season ranked seventh in the nation in average football attendance. That marked the eighth straight year that Clemson has finished in the top 10 in the nation in attendance. Additionally, Clemson won the ACC attendance title for the 13th straight year, the seventh straight year by a margin of at least 25,000 fans per game.

Clemson National Attendance Rankings

Year	GP	Total	Avg	Rank
1983	7	521,898	74,557	10th
1984	6	467,670	77,945	7th
1985	6	446,656	76,736	6th
1986	5	393,500	78,700	6th
1987	8	602,526	75,316	10th
1988	6	490,502	81,750	5th
1989	6	473,566	78,927	7th
1990	6	475,178	79,196	7th

Clemson 6-2 vs. Winning Teams

Clemson finished the 1990 season with a 6-2 record against Division I teams with winning records, one of just six teams in the nation to have that many wins against winning teams. Only Georgia Tech, with a 7-0-1 record, had more wins over Division I teams with winning marks. The other teams with six wins over winning teams were Miami (FL) 6-2, Michigan 6-3, Notre Dame 6-2, and Washington 6-1.

Teams with winning records and their record against Division I teams with winning records:

vs. Win			vs. Win		
Overall		Teams	Overall		Teams
Air Force	7-5	2-5	Mississippi	9-3	0-3
Alabama	7-5	2-4	Nebraska	9-3	3-3
Arizona	7-5	3-3	North Carolina	6-4-1	1-4-1
Auburn	8-3-1	5-3-1	N.C. State	7-5	3-5
Ball State	7-4	1-2	Northern Ill.	6-5	1-2
Baylor	6-4-1	0-3-1	Notre Dame	9-3	6-2
B. Young	10-3	5-3	Ohio State	7-4-1	2-4-1
California	7-4-1	4-2-1	Oklahoma	7-4	1-2
Central Mich.	8-3-1	2-2	Oregon	8-4	2-4
Clemson	10-2	6-2	Penn State	9-3	5-3
Colorado	11-1-1	5-1-1	San Diego St.	6-5	2-4
Colorado St.	9-4	5-2	San Jose St.	9-2-1	3-2-1
Florida	9-2	3-2	South Carolina	6-5	2-4
Florida St.	10-2	4-2	Southern Cal	8-4-1	3-4-1
Fresno St.	9-2-1	2-2	Southern Miss.	8-4	3-2
Georgia Tech	11-0-1	7-0-1	Syracuse	7-4-2	2-3-1
Hawaii	7-5	2-4	Temple	7-4	1-4
Houston	10-1	2-1	Tennessee	9-2-2	4-2-2
Illinois	8-4	4-4	Texas	10-2	5-2
Indiana	6-5-1	0-5-1	Texas A&M	9-3-1	2-2-1
Iowa	8-4	4-4	Toledo	9-2	2-1
Long Beach St.	6-5	0-4	Virginia	8-4	3-4
Louisiana Tech	8-3-1	1-2-1	Virginia Tech	6-5	3-5
Louisville	10-1-1	1-1-1	Washington	10-2	6-1
Maryland	6-5-1	3-5-1	W. Michigan	7-4	2-2
Miami	10-2	6-2	Wyoming	9-4	3-3
Michigan	9-3	6-3			
Michigan St.	8-3-1	4-3-1			
Minnesota	6-5	2-4			

Williams First-Team Freshman All-American

Clemson first-year freshman Ronald Williams was named a First-Team Freshman All-American by **Football News** after the 1990 season. Williams was joined in the backfield by Robert Smith of Ohio State and Butch Hadnot of Texas. Williams gained 941 yards rushing for the season, most ever by a Clemson first-year freshman and just 33 yards away from Terry Allen's overall freshman record.

The publication also selected Robert O'Neal as a second-team Sophomore All-American. The **Football News** also picks an All-Bowl team and Clemson offensive guard Eric Harmon and placekicker Chris Gardocki were chosen to the team.

Clemson Defense Sets All-Time ACC Mark

Clemson established an all-time ACC record for rushing defense per game over the course of the 1990 season when it held opponents to 71.7 yards per game. That mark was second best in the nation and it eclipsed the record of 75.9 yards per game allowed by the 1955 Maryland team.

Additionally, Clemson led the ACC in scoring defense and total defense with figures that were the best by ACC teams in many years. The Tigers allowed just 9.9 points per game over the regular season and that was the best scoring defense by an ACC team since 1981 when Clemson's national championship team held opponents to just 8.2 points per game.

Clemson held the opposition to just 217 yards a game in total defense this year, the best figure in the nation. This was the lowest figure by an ACC defense since the 1976 Maryland team had a 211 yards per game figure.

Clemson Led Nation in Total Defense

Clemson allowed just 217 yards per game in total defense over the course of the regular season and won the NCAA total defense title. It was the first time Clemson had ever won the total defense title, in fact the first time Clemson had ever won any kind of national defensive or offensive statistic title. Clemson has led the NCAA in kickoff returns before (1986), but this was the first non special teams title.

The Tigers also ranked second in the nation in rushing defense and scoring defense and rated sixth in passing efficiency defense. It tied for the highest ranking ever in rushing defense (1987 team was also second) and it was the best scoring defense finish ever by a Clemson team. The previous best total defense finish was third in 1954, a team that limited opponents to 174 yards a game. Here are some other one-liners about the Clemson defense in 1990:

*Led the ACC in nine defensive categories, including: scoring defense, total defense, rushing defense, passing efficiency defense, fewest touchdowns allowed, fewest yards per play allowed, fewest yards per pass attempt allowed, fewest yards per completion allowed, and fewest first downs allowed.

*Set a Clemson single season record for tackles for loss with 116.

*Finished in the top six in the nation in the four major defensive categories, rushing defense, passing efficiency defense, scoring defense and total defense

*The defense outscored four opponent offenses last year (Long Beach State, Wake Forest, North Carolina and Illinois), with scores via interception returns.

*Scored a record four interception returns for touchdowns and had a fifth on a fumble return, giving the defense a Clemson season record 30 points (5 TDs and a safety).

*Had the second most quarterback sacks in Clemson history with 43, only the National Championship team had more with 44.

*No opposing individual had a run longer than 36 yards all season and no one gained more than 70 yards on the ground in any game.

*The defense gave up just six plays of any kind over 20 yards in six home games.

*In 80 opponent possessions in Death Valley, only twice did the opposition drive for more than 50 yards, and never over 60.

*Opponents scored just one TD from their offense in six games at Clemson, and there were only 10 TDs scored all season against the Clemson defense.

*Opponents had just 17 drives that reached the Clemson 20 all season.

*Clemson established an all-time ACC record for rushing defense in a season.



Kirkland is the only returning Butkus Award finalist in 1991.

Kirkland Butkus Award Finalist

Clemson outside linebacker Levon Kirkland was one of five finalists for the Dick Butkus Award. The honor is given to the top linebacker in the nation and is presented by the Downtown Athletic Club of Orlando, FL. The award was given to Alfred Williams of Colorado.

Kirkland, who was chosen a second-team All-American by **Associated Press** and **UPI**, was joined by Michael Stonebreaker of Notre Dame, Maurice Crum of Miami, Alfred Williams of Colorado and Darrick Brownlow of Illinois. Kirkland, who was the only underclassman of the group, is the first Clemson player to be chosen as a finalist for the award. The native of Lamar, SC is one of the reasons Clemson is first in the nation in total defense. He had 58 tackles, 10 tackles for loss, eight passes broken up and 18 quarterback pressures.

Clemson in the Final Polls

Clemson was a unanimous top 10 team according to all final polls for the 1990 season. Clemson was fifth in the final New York Times Computer poll, Clemson's highest finish in any poll. Coach Ken Hatfield's first team was sixth in the final Sagarin Computer poll and sixth in **The National** and **Football News**. Clemson was eighth by **Sporting News** and ninth by UPI, AP and **USA Today**.

Clemson's number-nine finish in the final AP poll means Clemson is one of just four teams to finish in the top 20 of the AP poll each of the last five years. Clemson was 17th in 1986, 12th in 1987, ninth in 1988 and 12th in 1989.


Miami, Michigan and Auburn are the only other schools to finish in the final top 20 the last five years. Nebraska would have kept the streak going had it beaten Georgia Tech, but the Yellow Jacket win dropped the Cornhuskers to number 24 in the final poll.

Three Tigers on AP and UPI All-America Teams

A record three Clemson players were named either first or second-team AP and UPI All-American in 1990. Stacy Long was on the first team as an offensive tackle, while Chris Gardocki was a second-team placekicker and Levon Kirkland was a second-team outside linebacker.

No Clemson team had had that many on the first two AP teams. In 1982 Clemson had three players over the first three teams as Terry Kinard was a first-team choice, while William Perry and Johnny Rembert were third-team selections. The national championship team of 1981 had Kinard on the first AP team, while Jeff Davis was a second-team selection.

According to **Football News**, Long was on the first team, Gardocki on the second team and Kirkland on the third team. Clemson also had Eric Harmon, Doug Brewster, Ronald Williams, Vance Hammond, Gardocki as a punter, Ed McDaniel, Dexter Davis, and Robert O'Neal as honorable



Stacy Long was a finalist for the Outland Trophy.

mention All-Americans according to the **Football News** team.

Stacy Long was Clemson's only representative on the Football Writers team, the organization only selects a first team. Long made four of the six major All-America teams and was thus a consensus All-American for the Tigers this year. The native of Griffin, GA who was a finalist for the Outland Trophy, was a first-team choice by AP, UPI, **Sporting News**, **Football News** and the Football Writers Association.

1990 Clemson All-ACC Players

First Team

Chris Gardocki, punter & placekicker, junior
 Stacy Long, offensive tackle, senior
 Eric Harmon, offensive guard, senior
 Ronald Williams, tailback, freshman
 Vance Hammond, defensive tackle, senior
 Rob Bodine, defensive tackle, junior
 Levon Kirkland, outside linebacker, junior
 Dexter Davis, cornerback, junior

Second Team

Jeb Flesch, offensive guard, junior
 John Johnson, outside linebacker, senior
 Doug Brewster, inside linebacker, senior

Note: Robert O'Neal, free safety, sophomore, was a 1st-team choice in 1989.

Doug Brewster, inside linebacker, was first team as a junior in 1989.

Ed McDaniel was first-team All-ACC by **Football News**.

Seniors Set ACC Record

Clemson's 1990 seniors established a new ACC record for victories by a senior class. With the 30-0 win over Illinois on January 1, Clemson won its 40th game in the last four years. This group finished 40-8, breaking the record of 38-8-2 by the seniors of 1989. Ironically, the seniors broke the record in their final home game against their number-one rival, South Carolina.

This group also had a 23-3 record at home, which established another Clemson mark for most home victories by a senior class. They broke the record of 22 wins held by the senior group of 1984, a group that featured William Perry.

Here is a list of the 1990 seniors.

Mitch Belton	DB	Columbia, SC
Scott Beville	SN	Ocala, FL
Doug Brewster	*LB	Athens, GA
Reggie Demps	RB	Orlando, FL
Robin Eaves	RB	Mt. Airy, MD

Stacy Fields	*TE	Frogmore, SC
Vance Hammond	*DT	Spartanburg, SC
Eric Harmon	*OG	Camden, NJ
Jerome Henderson	*DB	Statesville, NC
John Johnson	*OLB	LaGrange, GA
Reggie Lawrence	TB	Jacksonville, FL
Stacy Long	*OT	Griffin, GA
Eric Mader	TE	Plymouth, WI
Arlington Nunn	*SS	Clearwater, SC
David Puckett	OG	Charlotte, NC
Danny Sizer	DT	Fletcher, NC
Robbie Spector	WR	Calhoun, GA
Bruce Taylor	WR	Athens, GA
Doug Thomas	*WR	Hamlet, NC

* Denotes Starter in 1990

This year's group of seniors had the fourth best record in college football for its four-year period and was one of just two teams to win a bowl game each season. Here is a list of the ACC's Winningest Classes followed by the winningest senior classes between 1987-90:

School	Class	Record	Pct
Clemson	1990	40-8-0	.833
Clemson	1989	38-8-2	.813
Clemson	1984	37-6-2	.844
Clemson	1981	37-10-0	.787
Maryland	1978	37-10-1	.781
Clemson	1983	36-7-2	.822
Maryland	1976	36-11-1	.760
Maryland	1977	36-11-1	.760
Clemson	1982	35-10-1	.772
North Carolina	1983	35-11-0	.761
Maryland	1979	35-12-0	.745

Top Senior Classes (1987-90)

1.	Miami (FL)	44-4	.917
2.	Florida State	42-6	.875
3.	Notre Dame	41-8	.837
4.	Clemson	40-8	.833
5.	Nebraska	40-9	.816
6.	Auburn	37-8-3	.802
7.	Colorado	37-10-1	.781
8.	Syracuse	36-10-3	.765
9.	Michigan	36-11-1	.760
10.	Brigham Young	38-14	.731

Clemson Wins ACC Record Fifth Straight Bowl

Clemson set a new ACC record with its fifth straight bowl victory when it downed Illinois 30-0 in the Hall of Fame Bowl. Clemson eclipsed the record of four wins in a row by North Carolina between 1979-82.

Clemson also tied an ACC record for consecutive seasons in a bowl game when it made its Hall of Fame Bowl appearance against Illinois. Clemson has been to a bowl game every year since 1985 and has now won each of its last five bowl games. Clemson and Florida State are the only teams in the nation to win a bowl game each of the last five seasons. Florida State downed Penn State this past season in the Blockbuster Bowl.

Clemson tied Maryland's record for consecutive bowl seasons when it went to the Hall of Fame bowl in 1990. The Terps were in a bowl every year between 1973 and 1978. Clemson extended its ACC record for consecutive winning regular seasons to 14. Clemson has had a winning ledger in the regular season every year since 1976.

Ninth Straight Bowl for Hatfield

Clemson Head Coach Ken Hatfield coached a team in a postseason bowl at the Division I level for the ninth straight season when he guided Clemson to a 30-0 win over Illinois in the 1991 Hall of Fame Bowl. He took Air Force to a bowl each of his last two years at the Colorado Springs based school, then took Arkansas to a bowl all six years he coached his alma mater. Hatfield is one of just five coaches to take a team to a bowl

each of the last nine years. The company Hatfield is keeping includes Bobby Bowden of Florida State, Pat Dye of Auburn, Tom Osborne of Nebraska and Lavell Edwards of Brigham Young.

Clemson in Final NCAA Stats

Ronald Williams, 26th in rushing, 91.4 yards per game
 Dexter Davis, 14th in interceptions, 0.55 per game
 Chris Gardocki, 4th in punting, 44.34 yards per punt
 Chris Gardocki, 4th in field goals, 1.73 FG/game
 Chris Gardocki, 29th in scoring, 7.6 points per game
 Clemson team, 9th in rushing, 255.3 yards per game
 Clemson team, 11th in net punting, 37.9 yards per punt
 Clemson team, 21st in kickoff returns, 21.5 yards per return
 Clemson team, 34th in scoring, 27.5 points per game
 Clemson team, 2nd in rushing defense, 71.7 yards per game
 Clemson team, 6th in passing efficiency defense, 87.89 points
Clemson team, 1st in total defense, 216.9 yards per game
 Clemson team, 2nd in scoring defense, 9.9 points per game
 Clemson team, 8th in turnover margin, +1.2 turnovers per game

Total Defense Leaders

Rk	Team	GP	Plays	Yds	Avg	TD	Yds/G
1.	Clemson	11	678	2386	3.5	10	216.9
2.	Ball State	11	708	2449	3.5	12	222.6
3.	Alabama	11	711	2523	3.5	11	229.4
4.	Central Michigan	11	681	2559	3.8	8	232.6
5.	Florida	11	708	2834	4.0	17	257.6

Pass Efficiency Defense Leaders

Rk	Team	GP	Cmp Pct	Int Att	Yds/Att	TD Pct	Pts
1.	Alabama	11	45.63	4.85	4.91	1.62	82.47
2.	Central Michigan	11	44.64	5.19	5.06	2.08	83.60
3.	Ball State	11	46.96	6.88	5.38	1.62	83.74
4.	Miami (OH)	11	43.44	6.15	5.44	3.28	87.65
5.	Texas	11	41.08	4.14	5.67	2.23	87.78
6.	Clemson	11	48.22	4.53	5.17	1.62	87.91

Rushing Defense

Rk	Team	GP	Carr	Yds	Avg	TD	Yds/G
1.	Washington	11	392	735	1.9	10	66.8
2.	Clemson	11	369	789	2.1	5	71.7
3.	Miami (FL)	11	387	877	2.3	7	79.7
4.	San Jose State	11	410	916	2.2	9	83.3
5.	Florida	11	386	941	2.4	8	85.5

Scoring Defense

Rk	Team	GP	Pts	Avg
1.	Central Michigan	11	98	8.9
2.	Clemson	11	109	9.9
3.	Ball State	11	121	11.0
4.	Alabama	11	127	11.5
5.	Southern Miss.	11	141	12.8

Clemson in Death Valley

Here are some interesting facts about Clemson at home last season

*Clemson's defense allowed just one touchdown in Death Valley, the lowest figure since 1948 when that club shut out the opposition 142-0 over the course of the season. This was just the second Clemson defense to allow one touchdown or less at home over the course of the season.

*Clemson outscored the opposition 211-28 last season. The +183 margin



Jeb Flesch, 1991 All-America candidate at offensive guard was a prime reason Clemson finished ninth in the nation in rushing last year.

is the largest point margin in Clemson's favor over the course of a home season in Clemson history. The previous record was +170 in 1950 when the Tigers outscored the opposition 192-22 in four games. Clemson also had a +159 in 1978 (209-50) and a +154 at home in 1981, the national championship season.

*Clemson scored 211 points at home the fifth Clemson team to score 200 points at home. The record is 256 by the 1987 team (8 games) with the 1983 team holding second at 246.

*Clemson allowed just 155.5 yards a game at home last season.

*Duke and South Carolina were the only teams to gain over 200 yards in total offense against Clemson at home. Duke had 218 and South Carolina 248.

*South Carolina gained the most rushing yards against Clemson in Death Valley this year, but that was just 85 yards.

*No individual had a run over 20 yards against Clemson at home. Leroy Gallman of Duke had the longest run against Clemson in The Valley and it was just 18 yards. The longest pass play against Clemson was just 43 yards, by South Carolina on a pass in the fourth quarter of the last home game. But, that was the only play over 25 yards against Clemson in Death Valley all season.

*Clemson gave up just six plays over 20 yards at home all year, four were by South Carolina in the final home game of the season.

*In 80 possessions in Death Valley, the opposition picked up over 50 yards on a drive just twice. Appalachian State had a 59-yard drive and North Carolina a 55-yard drive. Opponents lost yardage on 15 possessions and had three plays and a punt, or a turnover 47 times.

*Only two TDs were scored against Clemson all season at home, one on a four-yard run by Mike Dingle of South Carolina, and one on a 78-yard kickoff return by Leroy Gallman of Duke on Sept. 29.

Hatfield with Best First-Year Record

With the victory over South Carolina Ken Hatfield became the first Clemson coach to win nine games in his first year. He broke the record of eight wins set by Danny Ford (8-4 in 1979) and Charley Pell (8-3-1, 1977). Hatfield's winning percentage of .833 is the best by a Clemson first year coach since 1900 when John Heisman was 6-0.

Hatfield was one of 21 coaches in their first year at a school at the Division I level. No first-year coach won more games than Hatfield, only John Jenkins of Houston equalled his total. The former Arkansas coach was one of four coaches with at least nine wins in their first year on the job. Nick Saban of Toledo (9-2), John Jenkins of Houston (10-1) and Steve Spurrier of Florida (9-2), were the other first-year mentors with nine wins.

Top First-year Record of Clemson's Head Coaches

RK	Name	Year	PCT	W-L
1.	Ken Hatfield	1990	.833	10-2
2.	Charley Pell	1977	.708	8-3-1
3.	Danny Ford	1979	.667	8-4
4.	John Heisman	1900	1.000	6-0
5.	Edward Donahue	1917	.750	6-2
6.	Frank Howard	1940	.722	6-2-1
7.	Bud Saunders	1923	.688	5-2-1
8.	Josh Cody	1927	.611	5-3-1
9.	Red Parker	1973	.455	5-6

Smith Had Record-Setting Season

Clemson wide receiver Terry Smith set Clemson freshman records for receptions and receiving yards last season. The native of Clemson (just the second native of Clemson in 11 years to play for the Tigers) had 34 catches for 480 yards. The previous freshman record for receptions was 19 by Ray Williams in 1983. Williams also held the freshman yardage record with 342 that same year.

Smith had nine catches for 84 yards against Maryland, a single game record for a Tiger freshman. The previous record was five catches by Terrance Roulhac against Georgia Tech in 1983. Smith's yardage figure was not a freshman record, however. Ray Williams had 105 yards on four receptions against N.C. State that same season.

Smith's nine catches tied for the sixth highest single game total in Clemson history, regardless of class. It was also the most receptions by a Tiger since 1981. You have to go back to the 1981 Maryland game to find a higher single game total. Perry Tuttle had 10 catches against the Terps that year.

Long Finalist for Outland Trophy

Clemson offensive tackle Stacy Long was one of three finalists for the Outland Trophy, the award presented each year to the top lineman (offensive or defensive) in the nation. The winner was announced on December 5, as Russell Maryland of Miami took the honor. Clemson's Michael Dean Perry was a finalist in 1987.

Long was a first-team All-American according to the Associated Press, the Football Writers Association and UPI last year, and was a first-team choice by **The Sporting News** each of the last two seasons. He had another fine season in 1990 with an average grade of 79 percent and 46 knockdown blocks. The two-time ACC Lineman of the Week is Clemson's career leader in knockdown blocks by an offensive tackle with 133.

Harmon Sets Two Clemson Records

Clemson senior Eric Harmon deserves a lot of credit for Clemson's 10-2 season and number-nine national ranking in rushing offense this year. The native of Camden, NJ was Clemson's leader in knockdown blocks this season with 75 and now has an all-time Clemson record 272 for his career. He broke John Phillips's record of 245 when he had nine against Wake Forest on October 27.

Harmon also holds the Clemson record for games started in a career, regardless of position. Now, that is an accomplishment for an offensive lineman considering the contact Harmon faces every week. He made his 47th career start against Illinois and has missed just one game in his career. He broke the record of 44 starts by Rodney Williams (1985-88). He is the only offensive lineman in history to start four bowl games for the Tigers.

Williams Second Among First-Year Freshmen

Clemson tailback Ronald Williams finished the season second in the nation in rushing yards per game among first-year freshmen with 91.4 yards per game. Robert Smith of Ohio State was the only first-year freshman in the nation ranked ahead of Williams. Smith was 21st in the nation with an average of 96.7 yards per game, while Williams ranks 26th, the highest ranking ever by a Clemson first-year freshman.

Williams shattered the Clemson rushing record for a first-year freshman with 941 yards. He broke the mark of 505 by Ken Callicutt in 1973. Terry Allen still has the overall freshman rushing record with 973 yards in 1987. That also includes the bowl game of that season.

First Year Freshmen			First-Year or Red-shirt Fr.		
1990	Ronald Williams	941	1987	Terry Allen	941
1973	Ken Callicutt	505	1990	Ronald Williams	941
1979	Chuck McSwain	443	1983	Kenny Flowers	557
1952	Don King	371	1973	Ken Callicutt	505
1980	Edgar Pickett	323	1951	Buck George	453
1990	Derrick Witherspoon	261	1979	Chuck McSwain	443

No Back over 100 Yards vs. Tigers since 1988

Clemson has not allowed a running back to run wild in the last five years. During this time, covering 60 games, only two running backs have had 100-yard days against the Tigers. Kennard Martin of North Carolina had 116 yards in 16 attempts against Clemson in 1988, 25 games ago. The only other 100-yard day against Clemson in the last five years was a 107-yard day by Harold Green of South Carolina in 1987.

During this time Clemson has met some outstanding backs. Six running backs who are now in pro football have failed to get 100 yards against Clemson over the last five years. They include Tim Worley and Lars Tate of Georgia, Derrick Fenner of North Carolina, Brad Muster of Stanford, Rodney Hampton of Georgia and Dexter Carter of Florida State.

This season the top nine running backs in the conference combined to gain 246 yards in 81 attempts and scored two touchdowns, a 3.0 average. They averaged just 27 yards a game against Clemson in 1990. Only one of the top nine rushers in the ACC had over 50 yards against Clemson this season, and that was Nikki Fisher of Virginia. (We use top nine, because Clemson's Ronald Williams is second in the league). Fisher had 70 yards and that was the top effort against the Tigers all season. Howard Griffith gained just 59 yards for Illinois, he was a 1,000-yard rusher and scored 15 TDs in 1990.

Opponents Below Average vs. Clemson Defense

No Clemson opponent reached its scoring average against Clemson in 1990 and only one opponent reached its season average in terms of total offense. And, that was by just one yard by N.C. State. The Wolfpack averaged 327 yards a game last year in total offense and gained 328 against the Tigers on October 20.

A look to the stats below indicates that opponents gained an average of 219 yards a game against Clemson in terms of total offense, 137 yards per game lower than their collective average. In terms of scoring, teams scored an average of 15 less points per game against the Tiger defense. Clemson yielded 9 points a game in 1990, while opponents collectively averaged 24 a game.

Additionally, seven different teams had their season low in total offense against Clemson, while six teams had their season low in scoring against Clemson. Long Beach State was held 23 points and 314 yards below their average for the season, Virginia was held 20 points and 144 yards below their average, while North Carolina was held 18 points and 110 yards below their average. Illinois came into the Hall of Fame Bowl averaging 398 yards a game, but got just 247 against the Tigers. One-hundred of those yards came in the fourth quarter against Clemson reserves.

Clemson Opponent Total Offense Figures

Opponent	Yr. Avg Total Off	vs. CU Total Off	below Avg	Yr. Avg Pts/G	vs. CU Pts	Below Avg
Long Beach St	371	*57	-314	22	*0	-23
Virginia	502	*358	-144	40	20	-20
Maryland	344	312	-32	19	17	-2
Appalachian St	243	*121	-122	16	*0	-16
Duke	374	218	-156	22	7	-15
Georgia	282	*131	-151	17	*3	-14
Georgia Tech	389	*218	-171	29	21	-8
N.C. State	327	328	+1	24	17	-7
Wake Forest	348	*200	-148	23	*6	-17
North Carolina	305	195	-110	21	*3	-18
South Carolina	387	248	-139	26	15	-11
Illinois	398	*247	-141	26	*0	-26
Totals	356	219	-137	24	9	-15
*Denotes season lows			(/G)			(/G)

Clemson Draft Notes

*Clemson had eight players chosen in the NFL draft, only three schools had more. Notre Dame led the nation with 10, while Colorado and Miami (FL) had nine selections.

*This was the second most draftees from the Tigers ever. Only the 1983 draft (after the 9-1-1 1982 season) had more. That year Clemson tied with Southern Cal for the most players chosen with 10.

*Only Colorado had more players than Clemson chosen over the first four rounds. The Tigers had five, while AP National Champion Colorado had six.

*Clemson had five players chosen among the first 100 players, the most in Clemson history for the top 100 picks. The 1979 draft after the 1978 season had the previous record with four.

*While Clemson led the nation in total defense this year, that was not reflected in the draft, at least not by a major proportion. Clemson had four defensive players, three offensive players and a special teams player chosen in the draft.

*Clemson Selections

Rd	Pick	Player	Team
2	41	Jerome Henderson	New England Patriots
2	51	Doug Thomas	Seattle Seahawks
2	53	John Johnson	San Francisco 49ers
3	78	Chris Gardocki	Chicago Bears
4	86	Dexter Davis	Phoenix Cardinals
5	117	Vance Hammond	Phoenix Cardinals
10	271	Eric Harmon	Philadelphia Eagles
11	301	Stacy Long	Chicago Bears

*When the New England Patriots drafted Jerome Henderson in the second round and the 41st pick, it was the highest selection by the Pats of a Clemson player since it made Harvey White its first pick ever in the 1960 draft.

*Dexter Davis and Vance Hammond both went to the Phoenix Cardinals, the 11th and 12th former Clemson players to go to the Cardinals. Only the New York Giants (14) and the Pittsburgh Steelers (13) have taken more Tigers.

*Eric Harmon was the 10th round pick of the Philadelphia Eagles, a team just 20 minutes away from his home in Camden, NJ. He is the



Tiger gridgers Doug Thomas, Charlie James, Larry Ryans and James Trapp have been a part of Clemson's 1990 and 1991 ACC outdoor track championships.

first Tiger to be drafted by the Eagles since 1959. That year Jim Payne and Jack Smith were both chosen by the Eagles.

*Chris Gardocki is not the first Clemson kicker taken as early as the third round. Dale Hatcher was the third-round pick (77th pick) of the LA Rams in 1985 draft. Gardocki went to the Bears as the 78th pick of the draft this year. Gardocki is also not the first kicker taken by the Bears. Eddie Seigler went to the Bears as the 266th player drafted in the 11th round in 1973 draft.

*Gardocki and Stacy Long roomed together in the second semester this year, now they will be trying out for the same pro team.

*It seems the NFL draft chose Clemson players in reverse order of their awards this year. The

first three Clemson players chosen did not make first-team All-ACC. Each of the last five chosen did make the league all-star top unit. That includes Stacy Long, who was the 301st pick of the draft. Long in fact was the latest Clemson player drafted, but he was the most decorated. Long was a first-team consensus All-American and Outland Trophy finalist.

*With the Bears drafting two Tigers (Gardocki and Long), that means there will be six Tigers in their camp this summer. Gardocki and Long join William Perry, Donnell Woolford and James Coley as former Tigers who are holdovers from the Bears 1990 playoff team. James Lott is also a roster player who did not appear in a game last year for the Monsters of the Midway.

*Was Clemson's fifth ranked total defense a good unit in 1987? With the graduation and draft of the current seniors, 10 different players off that defense were eventually drafted by the NFL.



Jerome Henderson, never All-ACC in his career with the Tigers, was the first Clemson player chosen in the 1991 NFL draft.

Football Players Making Tracks: When Clemson head men's track coach Bob Pollock received the trophy for his third consecutive Atlantic Coast Conference Outdoor Track Championships, he had to share it with the Tiger football staff. Of the 165 total points accumulated by the Clemson team, 43.5 points were scored by current and former Tiger football players. The biggest impact came from wide receiver Doug Thomas, who was drafted in the second-round by the Seattle Seahawks the next day, James Trapp, a rising junior defensive back and special teams demon, and Charlie James, a former Tiger fullback who suffered a broken neck on the gridiron in 1989 and was forced to give up football. That threesome (also with sprinter Michael Green) clocked in at 39.14 in the 4x100 meter relay, the fastest time in the United States at the time. That group also finished second, third and fourth in the 100 meters, an event which Green won. Larry Ryans, who is slated to be one of Clemson's starting wideouts next season, took first place in the 110-meter high hurdles, and is an All-American in that event. Trapp ran internationally this past summer and defeated Ben Johnson, among others on a European tour.



Meet the Tigers

DeChane Cameron
#3 Ranked Completion %
Passer in Clemson History

1990 Lettermen

YOUNG LETTERMEN

In 1990, Clemson had 22 players earn letters at the so called skill positions (WR, QB, TB, FB). Of those 22 players, 16 are returning for the 1991 season, and only four of the 16 will be seniors in 1991.

Data, 1990

By Class

Freshmen (13)

Rodney Blunt, TB
Dwayne Bryant, WR
Brentson Buckner, MG
Arthur Bussie, OLB
Darren Calhoun, LB
Jason Davis, WR
Steve Derriso, TE
Richard Moncrief, QB
Stacy Seegars, OG
Terry Smith, WR
Ronald Williams, TB
Pierre Wilson, DT
Derrick Witherspoon, TB

Sophomores (21)

Norris Brown, FS
Butch Fewster, DB
Eric Geter, CB
Howard Hall, FB
Les hall, T
John Harris, C
Rudy Harris, FB
Kenzil Jackson, LB
David Joye, DB
Stacy Lewis, WR
Chester McGlockton, DT
Tyron Mouzon, FS
Robert O'Neal, SAF
Al Richard, DT
Larry Ryans, WR
Mike Samnik, TE
Shane Scott, LB
Ashley Sheppard, OLB
Wayne Simmons, OLB
Tyrone Simpson, DT
James Trapp, SAF

Juniors (19)

Rob Bodine, MG
Bruce Bratton, QT
Mike Brown, C
DeChane Cameron, QB
Paul Caputo, FB
David Davis, DT
Dexter Davis, CB
Jeb Flesch, OG
Chris Gardocki, PK
David Goudelock, WR
Kelvin Hankins, OT
Tony Kennedy, FB
Levon Kirkland, OLB
Tony Mauney, CB
Ed McDaniel, LB
Jimmy McLees, QB
Chuck O'Brien, LB
Chris Ogle, OT
Curtis Whitley, C

Seniors (19)

Mitch Belton, DB
Scott Beville, SN
Doug Brewster, LB
Reggie Demps, TB
Robin Eaves, RB
Stacy Fields, TE
Vance Hammond, DT
Eric Harmon, OG
Jerome Henderson, CB
John Johnson, OLB
Reggie Lawrence, TB
Stacy Long, OT
Eric Mader, TE
Arlington Nunn, CB
David Puckett, OG
Danny Sizer, DT
Robbie Spector, WR
Bruce Taylor, WR
Doug Thomas, WR

1990 Lettermen by Position

Offense (38)

WR: (9) Robbie Spector, Dwayne Bryant, Jason Davis, Terry Smith, Bruce Taylor, Doug Thomas, David Goudelock, Stacy Lewis, Larry Ryans

QT: (4) Stacy Long, Bruce Bratton, Kelvin Hankins, Les Hall

OG: (5) Eric Harmon, David Puckett, Jeb Flesch, Chris Ogle, Stacy Seegars

C: (3) Mike Brown, Curtis Whitley, John Harris

TE: (4) Stacy Fields, Eric Mader, Mike Samnik, Steve Derriso

QB: (3) DeChane Cameron, Jimmy McLees, Richard Moncrief

TB: (5) Reggie Demps, Reggie Lawrence, Rodney Blunt, Ronald Williams, Derrick Witherspoon

FB: (5) Robin Eaves, Tony Kennedy, Howard Hall, Rudy Harris, Paul Caputo

Defense (32)

OLB: (5) John Johnson, Levon Kirkland, Ashley Sheppard, Wayne Simmons, Arthur Bussie

MG: (3) Rob Bodine, David Davis, Brentson Buckner

DT: (6) Vance Hammond, Danny Sizer, Chester McGlockton, Al Richard, Tyrone Simpson, Pierre Wilson

ILB: (6) Doug Brewster, Darren Calhoun, Ed McDaniel, Chuck O'Brien, Kenzil Jackson, Shane Scott

CB: (5) Mitch Belton, Jerome Henderson, Dexter Davis, Tony Mauney, Eric Geter

SAF: (7) Arlington Nunn, Norris Brown, Butch Fewster, David Joye, Tyron Mouzon, Robert O'Neal, James Trapp

Special Teams (2)

SN: (1) Scott Beville

P & PK: (1) Chris Gardocki

Returning Lettermen (51) by Position

Offense (28):

WR: (6) Jason Davis, Dwayne Bryant, Terry Smith, Stacy Lewis, Larry Ryans, David Goudelock

OT: (4) Les Hall, Bruce Bratton, Kelvin Hankins, Chris Ogle

OG: (2) Stacy Seegars, Jeb Flesch

C: (3) John Harris, Mike Brown, Curtis Whitley

TE: (3) Steve Derriso, Mike Samnik, *Ty Gibson

QB: (3) Richard Moncrief, DeChane Cameron, Jimmy McLees

TB: (3) Rodney Blunt, Ronald Williams, Derrick Witherspoon

FB: (4) Paul Caputo, Howard Hall, Rudy harris, Tony Kennedy
*-Lettered in 1989

Defense (23)

OLB: (3) Ashley Sheppard, Wayne Simmons, Levon Kirkland

MG: (2) Brentson Buckner, Rob Bodine

DT: (5) Pierre Wilson, Chester McGlockton, Al Richard, Tyrone Simpson, David Davis

ILB: (5) Darren Calhoun, Kenzil Jackson, Shane Scott, Ed McDaniel, Chuck O'Brien

CB: (3) Butch Fewster, Eric Geter, Tony Mauney

SAF: (5) Norris Brown, David Joye, Tyron Mouzon, James Trapp, Robert O'Neal


THESE 1990 SENIORS STARTED AT LEAST ONE GAME IN FOUR DIFFERENT SEASONS



Doug Brewster



Eric Harmon



John Johnson



Stacy Long

99

Rob Bodine

MG • 6-1 • 245 • *Senior
 Velva, ND • Velva High School
 1990 All-ACC Middle Guard



Bodine Fact: Led Clemson's number-one ranked defense in tackles for loss last season with 14.

Best All-Around Game: Registered a career high 12 tackles, including a quarterback sack in Clemson's one-point win over Maryland in Baltimore last season.

Bowl Experience: Had three tackles in 31 plays against West Virginia in 1989 Gator Bowl, then sat out last year's Hall of Fame Bowl with a knee injury.

Highest Honor: First-team All-ACC middle guard in 1990

Preseason Honors, 1991: Second-team All-American by **Football Digest** and **College & Pro Football Weekly**.

ACC Stat Rankings: Twenty-fifth in the ACC in tackles per game with 7.1, he was fourth in tackles for loss with 14.

Fall 1991 Depth Chart Position: First-team middle guard

Years as a Starter: 1989, 1990


Years Lettered: 1989, 1990

Overview: A first-team All-ACC choice according to AP/ACC Sports-writers in 1990 ... sat out most of spring (1991) drills due to a knee injury suffered on the first day of practice for the Hall of Fame Bowl ... despite missing the Illinois contest, he led all interior linemen in tackles with 78 for the 1990 season, the third-best mark on the team and just seven off linebacker Doug Brewster's second-place total ... an honorable mention All-American according to **Football News** each of the last two seasons ... ranked 18th among defensive linemen nationally by the **Sporting News** for the preseason of 1991.

In 1990: Led the team in tackles for loss with 14 for 47 yards ... ranked third on the Tigers' number-one defense in sacks with 5.5, costing the opposition 32 yards ... pressured opposing quarterbacks 11 times last season, the third-best total on the team ... came to Clemson predominantly for its agriculture curriculum, he grew up on a ranch and has worked with livestock for many years including this past summer on a ranch in North Dakota ... led the team in tackles in three contests, versus Maryland, Appalachian State, and Georgia Tech ... had two tackles for loss in four of the last five games and had at least one QB pressure in each of the last six games ... had at least one tackle for loss in eight of his 11 games ... exactly one-third of his first hits were tackles for loss ... had a career-high 12 stops including eight first hits at Baltimore in the win over Maryland, he also had a seven-yard sack in that contest ... won the Army ROTC Take-No-Prisoners Award for his performance against the Terrapins ... had 10 stops the next week versus Appalachian State in only 37 plays, three were tackles for loss ... was leading the team in tackles after five games ... also posted a double figure tackle total at Georgia Tech with 10 tackles, had two tackles for loss, broke up a pass, and pressured the quarterback ... had six or more tackles in eight games ... caused and recovered a fumble in the win over North Carolina, he also had two tackles for loss and a five-yard sack in that contest, as well as two quarterback pressures ... in for a season-high in terms of action versus Maryland and N.C. State, when he saw action in 59 plays ... has 21 career tackles for loss, that mark ranks 10th in Clemson history and is just one away from Edgar Pickett's ninth-place total ... has started each of the games he has played in, 23 in all ... arguably the best walk-on Clemson defensive player in 13 years, Steve Ryan a two-time All-ACC DB (1977-78) was the last walk-on on defense to make All-ACC ... smallest middle guard in terms of weight to start for the Tigers since Charlie Bauman weighed in at 220 in 1980 ... shows considerable strength in spite of his size, his 6.59 power ratio (pound-for-pound) strength leads all Tiger defensive linemen ... second on the defensive unit and tied for fourth on the entire team in the leg sled with a 960-pound mark, a 120-pound

increase since coming to Clemson in 1988 ... he has also increased his bench-press mark by 80 pounds ... tied for second among defensive players in the power clean at 310 pounds ... flexible athlete who can sit and reach 10 inches past his feet, that measurement ties for second-best on the team.

In 1989: Top tackler among interior linemen in 1989 with a total of 60, that total ranked fifth on the entire team ... fourth on the club in tackles for loss with seven for 26 yards, quite a contribution for a walk-on in his first year of competition ... first walk-on to serve as a starter on defense since 1986 ... only walk-on starter on the defensive line in the decade of the eighties ... in for 420 plays for the season, so he played over 50 percent of the defensive snaps ... honorable mention All-American by **Football News** ... perhaps the most pleasant surprise on the defense, in 1988 he was working out with the running backs and by 1989 was the Tigers' starting middle guard ... entered pre-fall workouts listed as the second-team middle guard, but worked his way into the starter's slot before the season opener and started all 12 games for the Tigers ... had the sixth best quarterback pressure total among Tigers with six ... had a season-high eight tackles in the Maryland contest, he also had an eight-yard sack versus the Terrapins ... had five or more tackles in eight games ... had seven stops against Georgia Tech, including five first hits and two tackles for loss while seeing a season-high in terms of action, 61 snaps ... also had two stops behind the line of scrimmage versus Virginia, he had five total tackles in that contest ... had six tackles in each of the last two games of the regular season at North Carolina and South Carolina, he also had a nine-yard sack against the Tar Heels ... moved to the defensive line in the spring of 1989.



In 1988: Walked on for the Tigers in the fall of 1988, he spent the season working out with the running backs ... moved to the defensive line during the spring, his hard work moved him up to the second team at the middle guard slot ... did not appear in a game in 1988.

In High School and at North Dakota: Graduated from Velva High in North Dakota in June of 1987 ... played for Randy Gleave ... a **USA Today** honorable mention All-American ... an all-state selection at linebacker and fullback ... scored 22 TDs as a senior ... played in the annual North Dakota/South Dakota Shrine Game ... all-conference performer as a kicker, he tied the ND state field goal record ... started alongside his brother, Tom, at inside linebacker in high school ... Tom now starts at ILB for Western Carolina ... both Bodines will play in games at Georgia this year ... Rob played for the University of North Dakota for a year before transferring to Clemson ... brought up in South Carolina before he moved to North Dakota ... had 21 tackles, including five behind the line of scrimmage as a part-time starter at North Dakota in 1987 ... also blocked two punts for that 6-5 team ... has a first cousin, Jerry Bodine, who was a walk-on CB at Notre Dame between 1988-90 ... Jerry won Theodore Hesburgh Award as top student on ND Football team in 1990 ... Rob is majoring in animal science at Clemson ... a member of the Clemson Livestock Judging Team, he represented the university at a competition at Ohio State last spring ... born 3/3/69.

Ken Hatfield on Rob Bodine: "Rob has great quickness and great intensity. He plays hard all the time. He doesn't know but one speed. Maybe because he is not that big, some opponents take him for granted. But, they don't do that after a couple of plays."

What is your nickname? Bo

What are your hobbies? Country dancing, hunting, fishing and golf

What was your most embarrassing moment? I was walking to class at University of North Dakota with two cute girls behind me. I had on my cowboy boots and slipped on the ice. I wiped out!

What is the best thing about you? I have no idea.

What is the worst thing about you? I'm pretty narrow-minded sometimes.

Person you admire the most? My dad, Bob Bodine

Player on the team who will be a surprise this year: David Joye

What event changed your life? Transferring to Clemson

If you could change one thing about the game of football, you ... let the defensive line call holding.

What bugs you the most? Rap music

What is the best advice anyone ever gave you? I think Mark Twain said it, "A righteous person is one who can weigh someone else's faults without putting his thumb on the scale." Also, "Clean Your Plate" (I think my mom said that).

If you were a head coach, you would ... ban polyester coaching attire.

What is the most important thing you've learned since coming to Clemson? Go to class

When you want to impress a girl, what do you do? Whatever I do, it doesn't work.

When you are 45-years-old, what do you want to be doing? Farming and ranching

People think you are... Country

You want people to think you are ... A good person

What is your favorite food? Lasagna

What is your least favorite food? Sweet potatoes

Who is the best athlete you've played against? Johnny Bailey (Punt returner for Chicago Bears - played for Texas A&I)

If you could play a different position, you'd play... Linebacker

What was your favorite thing to pretend when you were a kid?

That I was Larry Czonka


What is your worst fear? Snakes

1989 GAME BY GAME

		PL	Hit	Ast	Tot	TFL-Hs	Sacks	QP
9/2	*Furman	26	1	2	3			
9/9	*at Florida State	39	1	4	5			2
9/16	*at Va. Tech	35	2	3	5	1-4		1
9/23	*Maryland	36	2	6	8	1-8	1-8	
9/30	*at Duke	27	2	1	3			
10/7	*Virginia	33	4	1	5	2-2		1
10/14	*Georgia Tech	61	5	2	7	2-3		
10/21	*NC State	42	1	4	5			2
10/28	*Wake Forest	28	3	1	4			
11/4	*at N. Carolina	30	4	2	6	1-9	1-9	
11/18	*S. Carolina	32	3	3	6			
12/30	*W. Virginia	31	0	3	3			
Totals		420	28	32	60	7-26	2-17	6

1990 GAME BY GAME

Date	Opponent	PL	Hit	Ast	Tot	TFL	Sacks	QP
9/1	*Long Beach St.	20	2	1	3			
9/8	*at Virginia	53	3	3	6	1-7	1-7	
9/15	*at Maryland	59	8	4	12	1-7	1-7	
9/22	*App. State	37	5	5	10	3-8	1-5	2
9/29	*Duke	35	3	3	6			
10/6	*Georgia	36	2	2	4	1-4		3
10/13	*at Georgia Tech	44	6	4	10	2-4		1
10/20	*at N.C. State	59	4	4	8			1
10/27	*at Wake Forest	42	3	1	4	2-8	1.5-10	1
11/3	*N. Carolina	44	4	4	8	2-7	1-5	2
11/17	*S. Carolina	55	2	5	7	2-2		1
1/1	Illinois	Did Not Play - Knee Injury						
Totals		484	42	36	78	14-47	5.5-32	11



CAREER STATS

Year	GP-GS	Plays	Hits	Ast	Tot	TL-Yds	Sacks	PBU	CF-RF	QP
1989	12-12	420	28	32	60	7-26	2-17	1	0-0	6
1990	11-11	484	42	36	78	14-47	5.5-32	1	1-1	11
Totals	23-23	904	70	68	138	21-73	7.5-49	2	1-1	17

65

Bruce Bratton

OT • 6-5 • 265 • Grad Student
Gaffney, SC • Gaffney High School
1989, 1990 Academic All-ACC



Bratton Fact: Has a chance to become just the sixth three-time Academic All-ACC choice in Clemson history.

Best All-Around Game: Graded a career high 84 percent and had a pair of knockdown blocks in Clemson's victory at N.C. State in 1990

Bowl Experience: Had three knockdowns and graded at 72 percent for 62 plays in 1989 Gator Bowl. Last year had three knockdowns and graded 77 percent for 55 plays against Illinois in Hall of Fame Bowl.

Highest Honor: Academic All-ACC selection for 1989 and 1990.

Fall 1991 Depth Chart Position: First-team offensive tackle.

Years as a Starter: 1989, 1990

Years Lettered: 1988, 1989, 1990

Overview: Received his degree in industrial engineering in May, he has been a member of the Academic All-ACC football team the last two years ... has been on the academic honor roll each of his years at Clemson ... a member of the dean's list last fall with a 3.6 GPA, quite an accomplishment considering it was during the regular season ... earned a 3.36 GPA for the 1990-91 academic year ... currently pursuing a graduate degree in industrial management ... starting left tackle for the Tigers who saw action in 648 plays last season ... started all 12 games and has started 23 games in his career, including the last 15 ... made the finest improvement among offensive linemen last year, his average film grade advanced from 66 percent to 77 percent from 1989 to 1990.

In 1990: Saw a career-high in terms of action in the second game of the season, against Virginia in Charlottesville, when he was in for 78 snaps ... he graded out at 83 percent for that contest ... earned the best coach's grade of his career in the Tigers' win over N.C. State in Raleigh, when he graded out at 84 percent on 50 plays ... a prime reason Clemson has ranked in the Top 20 in the nation in rushing each of the last two season ... suffered a mild concussion in the Appalachian State contest, he played only 16 snaps in that Clemson

win ... back the next week versus Duke, he played 38 plays and earned an 83 percent coaches grade ... has 55 career knockdown blocks ... knockdown block total went down due to a change in coaching staff and a less liberal interpretation of the definition of the knockdown block ... graded 75 or better in six of his last seven games and has been in the 70's 11 games in a row ... strong athlete whose leg sled mark of 910 pounds is among the best on the team ... that mark is 200 pounds better than his freshman year ... tied for third on the entire team in the power clean at 314 pounds ... can do 74 sit-ups in 60 seconds ... ranks second among offensive linemen in flexibility, he can sit flat on the floor and reach 10'¼" past his feet.

In 1989: Chosen to the Academic All-ACC team for the 1989 season ... earned a 3.50 in the spring of 1990 in industrial engineering ... also had an excellent year on the gridiron in his first year as a full-time starter ... in for 710 plays for the season, he saw his season-high in terms of action in the Duke and North Carolina contests ... he was in for 68 snaps in each of those games ... had 40 knockdown blocks for the season, including a high of six in the regular season finale at South Carolina ... had three or more KDs in eight games in 1989, he had five knockdowns versus Florida State and Virginia ... also had his highest coaches' grade of the season, 74 percent, in the win over UVA ... in for 45 snaps in the N.C. State victory, he was named the ESPN/Hartford Student-of-the-Game ... also had six knockdowns in that contest ... did well in his first career start, the season opener with Furman, as he was in for 63 plays and registered three KDs ... started every game but the Wake Forest contest, he saw his lowest action total versus the Deacons ... in for only 26 plays in that game, he still recorded two knockdown blocks.

In 1988: Reserve left tackle, he played behind seniors Frank Deluliis and Ty Granger ... saw action in 44 plays from scrimmage, with a high of 16 plays in the season opener against Virginia Tech ... in for 10 plays against Duke, he also saw action in the Furman, Georgia Tech, Wake Forest, North Carolina and Maryland contests.

In 1987: Red-shirted the 1987 season ... missed most of spring practice with a knee injury.

In High School: Touted as the state's top offensive lineman by many ... consensus all-state choice ... **USA Today** and **Sporting News** honorable mention All-American ... offensive captain and a three-year starter for A.L. Curtis at Gaffney High ... earned three letters in football and one in wrestling for the Indians ... outstanding student with a 3.7 GPA, graduated fifth in a class of over 400 ... Max Emfinger rated him as the 17th best offensive guard in the South ... 1986 Shrine Bowl starter ... major reason for Gaffney's strong rushing attack that led them to two AAAA State Championships ... industrial engineering major ... born 10/6/69, he will celebrate his 22nd birthday the week of the Virginia game.

PERSONALITY CHART

My favorite sports hero: Walter Payton

My dream vacation: Australia

Person in history I'd most like to meet: General George S. Patton

Most impressive person I've ever met: Lou Holtz


My greatest moment: Running out on the field as a starter in the 1989 Gator Bowl

If I were President of the United States, I would: Go on a nationwide campaign to crack down on repeat offender criminals

College sports would be better if: The NCAA would realize that student-athletes should be paid a set amount

If I were not playing football, I would: Be studying extra hard to make a 4.0 GPA





The toughest thing about being an athlete is: All the hard work and dedication

If I could change one thing about myself, I would: Have 5% bodyfat

When I played football as a kid, I pretended I was: Myself, only I was in the 6th grade playing for Clemson

If I had a million dollars I'd buy: Stock in a major corporation with \$500,000, and invest the other \$500,000 in CD's.

When I want to get away from football: I play golf

When I'm feeling sorry for myself: I always think that someone is worse off than I

My advice to youngsters is: Stay in school and always do your best

What is your nickname? Goose

What was your most embarrassing moment? Jumping offsides twice on ESPN against North Carolina State in 1989.

What is the best thing about you? I'll do anything for a friend and you can always trust me.

What is the worst thing about you? My girlfriend says I sometimes smack my food when I chew.

Person you admire the most: My Dad

Player on the team who will be a surprise this year: Eric Geter

What event changed your life? Playing football at the age of seven.

If I could change one thing about the game of football, I would: Put overtime in college football, and have a playoff to determine the national champ.

What bugs you the most? Smokers

What is the best advice anyone ever gave you? What comes around goes around.

What is the most important thing you've learned since coming to Clemson? Rewards always outweigh the price you pay.

When you want to impress a girl, what do you do? Be open and honest and let her know I'm not hiding anything.

When you are 45-years-old, what do you want to be doing? Have a successful job in the corporate world and great family and be able to enjoy both.

If you were a head coach, you would... Coach my players to be mentally and physically tough.

People think you are... A good guy

I want people to think I am... Honest and Hardworking

What is your favorite food? Chicken and Dumplings

What is your least favorite food? Cottage Cheese

Who is the best athlete you've played against? Mike Fox, Renaldo Turnbull, West Virginia

If you could play a different position, you'd play... linebacker

What is your worst fear? Not being able to control my own destiny.

1989 Game By Game

Date	Game	+	-	Plays	GR	KD
9-2	*Furman	37	26	63	59	3
9-9	*at Florida State	34	17	51	67	5
9-16	*at Virginia Tech	34	22	56	61	3
9-23	*Maryland	41	19	60	68	3
9-30	*at Duke	39	29	68	58	2
10-7	*Virginia	60	21	81	74	5
10-14	*Georgia Tech	41	24	65	63	2
10-21	*N.C. State	27	18	45	60	2
10-28	Wake Forest	17	9	26	66	2
11-4	*at North Carolina	49	19	68	72	4
11-18	*at South Carolina	47	18	65	73	6
12-30	*West Virginia	44	18	62	72	3
Totals		470	240	710	66.2	40

1990 Game By Game

Date	Game	+	-	Plays	GR	KD
9-1	*Long Beach St.	21	12	33	64	1
9-8	*at Virginia	64	14	78	83	0
9-15	*at Maryland	57	21	72	71	0
9-22	*Appalachian St.	16	7	24	71	0
9-29	*Duke	38	8	46	83	2
10-6	*Georgia	37	13	51	75	2
10-13	*at Georgia Tech	39	11	50	78	2
10-20	*at Wake Forest	45	13	58	78	1
10-27	*at N.C. State	42	8	50	84	2
11-3	*North Carolina	55	16	71	78	0
11-17	*South Carolina	43	17	60	72	2
1-1	*Illinois	42	13	55	77	3
Totals		499	153	648	77	15

CAREER STATS


Year	GP-GS	Plays	KD
1988	7-0	44	0
1989	12-11	710	40
1990	12-12	648	15
Totals	31-23	1402	55

10 DeChane Cameron

QB • 6-1 • 191 • *Senior

LaGrange, GA • LaGrange High School

1991 Hall of Fame Bowl MVP

**Cameron Fact:** Ranks third in Clemson history in completion % (53.7), only Chris Morocco and Mike Eppley are better.

Best All-Around Game: Connected on 14-19 passes and had a career high 217 yards in total offense in Clemson's 30-0 win over Illinois in the 1991 Hall of Fame Bowl.

Bowl Experience: Has completed 15 of 20 passes for 175 yards in his career in bowl competition. MVP of Hall of Fame Bowl last year when he hit 14 of 19 passes for 141 yards. He also led Clemson in rushing with 76 yards. Started in 1991 Hall of Fame Bowl, saw action as a reserve in 1989 Gator Bowl, and traveled, but did not play vs. Oklahoma in 1989 Florida Citrus Bowl.

Highest Honor: MVP of the 1991 Hall of Fame Bowl ... ranked as the sixth best all-purpose QB in the nation by the 1991 **Sporting News** preseason book.

ACC Stat Rankings: Seventh in the ACC in total offense and seventh in passing efficiency, third in interception avoidance, second in yards rushing by a quarterback

Fall 1991 Depth Chart Position: First-team quarterback

Years as a Starter: 1990

Years Lettered: 1989, 1990


Overview: MVP of the 1991 Hall of Fame Bowl, he led the Tigers to victory with a 14-19 passing performance for a gain of 141 yards and two touchdowns ... also rushed for 76 yards to lead the team in that contest with 217 yards in total offense, the best mark of his career ... that completion percentage (73.7) was the best ever in a Hall of Fame Bowl and best ever by a Tiger in a bowl game ... and his passing efficiency mark of 170.76 was best ever by a Tiger in a bowl game and the best of Cameron's career ... third in Clemson history in completion percentage entering his senior year with a 53.7 percent career mark, he is second in interception avoidance ... had just five interceptions in 194 attempts last year ... did well over the last five games of the regular season, he completed 59.7 percent (49-82) of his attempts in those five Tiger wins ... currently ranks 13th in Clemson history in career passing yardage with 1669 yards ... also 10th in the Clemson record books in terms of pass completions with 131, and stands seventh in career passing efficiency, ahead of Homer Jordan and just behind Steve Fuller.

In 1990: Had a fine game in terms of total offense in the win over N.C. State in Raleigh when he gained 197 total yards, 182 through the air ... led the team in rushing with 84 yards in the win over Duke, he was the first Tiger quarterback to do that since Homer Jordan in 1981, the year the Tigers won the National Championship ... counting the Illinois game, he had two games in which he led the team in rushing last season ... that Duke performance won him the JPT/Schick Player-of-the-Game and BC Headache Powders Player-of-the-Game awards ... had his best passing game based on completion percentage in the season opener with Long Beach State, he threw 6-8 for 69 yards in his first career start ... passed for over 100 yards in six games last season, he had 123 yards passing against Virginia, while rushing for 50 more ... named the ESPN/Rheem Player-of-the-Game for his performance against the Cavaliers ... had his longest completion of the season against N.C. State in Raleigh, a 56-yarder to Derrick Witherspoon that led to a TD to put the Tigers ahead for the first time in that 24-17 Clemson win ... 14 times in his career he has completed at least 50 percent of his passes ... did well in spring scrimmages of 1991, he was 5-9 for 127 yards in the Tigers' first scrimmage of the spring on March 14 and led the White team to victory in the annual Orange and White intrasquad scrimmage with a 6-9 performance for 58 yards ... strong athlete who bench presses 325 pounds and leads Tiger QBs in the leg sled with a 730-pound mark ... runs a 4.51 in the 40-yard dash ... also boasts an impressive 6.67 power ratio (strength based on body weight) ...

slated to graduate this December with a degree in accounting, he needs only nine hours of electives this semester.

In 1989: Second-team QB who completed 66 percent of his passes, that mark would have been a Tiger record if he had enough attempts ... had a streak of eight straight completions over two years before throwing an incomplete pass versus Virginia, that mark was one off the Clemson record for consecutive completions ... opened the 1989 season strong against Furman, he connected on six of six passes, gaining 67 yards ... that was the second highest perfect game in Clemson history (only 9-9 by Steve Fuller is better) ... took 189 snaps from center, or 21.6 percent of the plays ... his passing efficiency mark of 134.5 would have been fifth in the ACC had he had enough attempts ... led the Tigers in passing in the loss to Georgia Tech ... came in off the bench in the second half and completed 15 of 23 passing attempts for 195 yards ... he was in for a season high 36 plays in that contest ... stood behind center for 33 plays the next week versus N.C. State, he completed three of five passes for 41 yards in that contest and had his longest rush of the season, a 20-yarder ... completed a 34-yard pass to Rodney Fletcher against West Virginia in the 1989 Gator Bowl, that was the longest pass of the game ... graded out at 80 percent or better in every game he played ... completed two of three attempts for 24 yards versus North Carolina and South Carolina.

In 1988: Third-team quarterback in 1988, he saw action in four games and 15 snaps ... threw only two passes all season, he completed



one ... that one completion was for 79 yards against Duke and was the sixth longest pass thrown in Clemson history ... Cameron threw the pass early in the game while lined up in the tailback slot ... took the handoff from Rodney Williams and passed it to wide receiver Gary Cooper for 79 yards and a touchdown ... his efficiency rating for that game was 760.3 ... also had 28 yards rushing in the game, he had over 100 yards in total offense on the afternoon.

In 1987: Red-shirted the 1987 season but was thrown into the fire during the spring of 1988 when he took over for an injured Rodney Williams in the Spring Game ... completed 11 of 22 passes and rushed for 41 yards in that contest ... named most improved quarterback for the spring ... had arthroscopic knee surgery after spring practice of 1988.

In High School: Columbus Area Offensive Player-of-the-Year ... first-team **Atlanta Journal** All-State and participated in the Georgia North-South game ... **National High School Football Recruiting Service** rated him as the 11th best option quarterback in the South ... completed 97 of 155 passes for 1,324 yards as a senior ... also rushed for 317 yards and seven TDs ... totaled over 1,700 yards as a junior ... high school teammate of former Tiger outside linebacker John Johnson and current inside LB Kenzil Jackson ... helped team to North Georgia Championship and 6-4A region title four times ... played for Gary Guthrie at LaGrange High ... won the Curren-Sloan Easy Award at LaGrange for his attitude and work habits ... first became interested in Clemson watching fellow Georgian Homer Jordan lead Clemson to victory over Nebraska in the Orange Bowl ... middle of five children ... took up football at age seven and has never played a position other than QB ... scored winning TD in a double overtime game for his top high school thrill ... earned three letters in football ... majoring in accounting ... born 3/7/69 in LaGrange, GA.

PERSONALITY CHART

My favorite sports hero: Don McPherson

My dream vacation: Two weeks in the Bahamas

The class I've enjoyed the most at Clemson: Sociology 210

No one knows how much: Time I spend all to myself, because I'm very shy.

If I were President of the United States, I would: Find a place for all the homeless

When I'm feeling sorry for myself: I think about where I would be if not at Clemson

My advice to youngsters is: Stay in school, set goals that are high as the moon, because if they fall, they'll fall among the stars.

What is your nickname? D-Love

Person you admire the most? Willie Cameron (Father)

Player on the team who will be a surprise this year: Larry Ryans

What event changed your life? Death of my grandfather. I was playing in the 1990 NC State game and I couldn't go to the funeral

If I could change one thing about the game of football, I would: Give athletes a percentage of the gate.

What bugs you the most? Someone who thinks they are more than what they are.

What is the best advice anyone ever gave you? Always be persistent and consistent.

What is the most important thing you've learned since coming to Clemson? With hard work and dedication you can overcome any obstacle.

When you want to impress a girl, what do you do? Smile and show my dimples.

When you are 45-years-old, what do you want to be doing? Living comfortably being financially stable with my family.

If I were a head coach, I would... throw the ball 35 times a game.
What is your favorite food? Ribs (smoked on a grill)
What is your least favorite food? I like to eat everything.
Who is the best athlete you've played against? Ray Agnew
If you could play a different position, you'd play... Wide Receiver
What was your favorite thing to pretend when you were a kid? That I was Earl Campbell
What is your worst fear? Heights

DeCHANE CAMERON ON COMING TO CLEMSON

"What really made me come to Clemson was Homer Jordan. I was only 12-years-old at the time, but I remember watching Homer play on TV. I was at an impressionable age and I never lost the feeling of what it was like watching Homer Jordan play for Clemson.

"He constantly rolled out and then just dove over someone and kept on going. He was my hero, the player I tried to model myself after. I hope that by the time I'm through here that people will remember me for being number-10 the way I remembered Homer for number-3."

1988 Game By Game Stats

Date	Opponent	TP	Comp	Att	Yds	Int	TD	Pct	Rushing	
									Att-Yds	PL-Yds
9-3	Virginia Tech	3	0	1	0	0	0	.000	1--4	2-(-4)
9-10	Furman		DNP							
9-17	Florida St.		DNP							
9-24	at Ga. Tech		DNP							
10-8	at Virginia		DNP							
10-15	Duke	7	1	1	79	0	1	1.000	2-28	3-107
10-22	at N.C. State		DNP							
10-29	at W. Forest	3	0	0	0	0	0	.000		
11-5	North Carolina	2	0	0	0	0	0	.000		
11-12	at Maryland		DNP							
11-19	South Carolina		DNP							
1-2	Oklahoma		DNP							
Totals		15	1	2	79	0	1	.500	3-24	5-103

1989 Game By Game Stats

Date	Opponent	TP	Comp	Att	Yds	Int	TD	Pct	Rushing	
									Att-Yds	PL-Yds
9-2	Furman	26	6	6	67	0	0	1.000	7-15	13-82
9-9	at Florida St.	3	0	0	0	0	0	.000	1-3	1-3
9-16	at Va. Tech	5	0	0	0	0	0	.000	2-(-5)	2-(-5)
9-23	Maryland	11	1	1	20	0	0	1.000	6-22	7-42
9-30	at Duke		DNP							
10-7	Virginia	14	0	1	0	0	0	.000	3-20	4-20
10-14	Georgia Tech	36	15	23	195	1	0	.652	8-4	31-199
10-21	N.C. State	33	3	5	41	0	0	.600	6-11	11-52
10-28	Wake Forest	15	2	5	30	0	0	.400	1-4	6-34
11-4	at N. Carolina	22	2	3	24	0	0	.667	2-(-8)	5-16
11-18	at S. Carolina	17	2	3	24	1	0	.667	2-9	5-33
12-30	West Virginia	7	1	1	34	0	0	1.000	2-8	3-42
Totals		189	32	48	435	2	0	.667	40-83	88-518

1990 GAME BY GAME

Date	Opponent	TP	Com	Att	Yds	Int	TD	Pct	Rush	Yds	TD	PL	Yds
9-1	*Long Beach St.	31	6	8	69	0	0	.750	4	1	1	12	70
9-8	*at Virginia	77	12	31	123	0	0	.387	15	50	1	46	173
9-15	*at Maryland	73	14	25	164	0	1	.560	9	-6	0	34	158
9-22	*App. State	45	4	13	104	0	1	.308	9	19	0	22	123
9-29	*Duke	50	5	11	56	1	2	.455	14	84	1	25	140
10-6	*Georgia	71	5	10	55	0	0	.500	10	31	0	20	86
10-13	*at Ga. Tech	85	3	14	53	1	0	.210	12	33	1	26	86
10-20	*at N.C. State	75	14	26	182	0	1	.540	8	15	0	34	197
10-27	*at Wake Forest	48	10	15	111	1	0	.670	7	16	0	22	127
11-3	*N. Carolina	54	8	15	68	1	0	.533	10	41	0	25	109
11-17	*S. Carolina	65	3	7	59	1	0	.429	10	1	0	17	60
1-1	*Illinois	52	14	19	141	0	2	.737	17	76	0	36	217
Totals		726	98	194	1185	5	7	.505	125	361	4	319	1546

CAMERON CAREER STATS

Year	GP-GS	Plays	Cm-Att	Yds	I	TD	Pct.	Eff.	Int. Avoid	Yds/ Att	Rushing Total Offense								
											Att	Yds	Avg	TD	LG	Plays	Yds	Yds/G	Yds/P
1988	4-0	15	1-2	79	0	1	.500	546.8	0.0	39.5	3	24	8.0	0	16	5	103	25.8	20.6
1989	11-0	189	32-48	435	2	0	.667	134.5	4.2	9.0	40	83	2.1	1	20	88	518	47.1	5.9
1990	12-12	726	98-194	1185	5	7	.505	108.58	2.6	6.0	125	361	2.9	4	25	319	1546	128.83	4.69
Totals	27-12	930	131-244	1699	7	8	.537	117.26	2.86	7.0	168	468	2.8	5	25	412	2167	80.26	5.26

59 Jeb Flesch

OG • 6-3 • 266 • *Senior
Morrow, GA • Morrow High School
1991 First-Team Preseason All-American



Flesch Fact: Has a chance to become just the second Clemson offensive lineman in history to start as many as 45 games in a career.

Best All-Around Game: Graded a career high 83 percent and had a career high tying 11 knockdown blocks in Clemson's win over Virginia in 1989.

Bowl Experience: Has served as a starter in each of the last three bowl games. Has 17 knockdown blocks and has been in for 132 plays in bowl competition in his career.

Highest Honor: Second-team All-ACC offensive guard for 1989 and 1990.

Preseason Honors, 1991: First-team All-American by **Football News** ... second-Team All-American by **Don Heinrich's Preseason College Football Yearbook**; ranked fifth by **Sporting News** and seventh by **Lindy's** among offensive guards in the 1991 preseason.

Fall 1991 Depth Chart Position: First-team offensive guard

Years as a Starter: 1988, 1989, 1990

Years Lettered: 1988, 1989, 1990

Overview: An honorable mention All-American according to **Football News** ... a second-team all-conference choice according to the AP/Football Writers the last two years ... All-America candidate for 1991 ... consistent player who has teamed up with Eric Harmon over the past three years to give the Tigers what may have been one of the best guard combinations in the country ... in for 681 plays last season, 77 percent of the total snaps ... member of 1991 **Sporting News** all four-year starters team ... needs only one more semester to earn his degree ... a three-year starter, he has started 33 games in his career and played in 36 ... had 53 knockdown blocks for the season, second on the Clemson squad ... has more career starts than any other active Tiger ... has more career knockdown blocks than any other Tiger with 190.

In 1990: Consistent player who had five or more knockdown blocks in seven games last season ... one of the major reasons the Tigers ranked ninth nationally in rushing offense ... did well in games against schools from his home state of Georgia, he was in for a season-high 76 plays in the Georgia Tech contest and had six knockdowns ... had a season-high nine knockdown blocks in the win over Georgia ... had eight KDs in the victory over Duke ... has started each of the last three bowl games for the Tigers, he had five knockdowns versus Oklahoma in the 1989 Citrus Bowl, seven KDs versus West Virginia in the 1989 Gator Bowl and five more in the victory over Illinois in the Hall of Fame Bowl ... strong athlete whose 405-pound bench press mark is one of the best on the team and is a 100-pound improvement since 1987 ... pushes 830 pounds on the leg sled and power cleans 265 pounds ... also boasts one of the best 40-yard dash times and vertical jump measurements on the offensive line.

In 1989: A second-team all-conference performer at left guard according to AP ... second among offensive linemen in knockdown blocks with 85, just one shy of offensive line leader Eric Harmon ... in for 759 plays for the 1989 season ... he registered six or more knockdowns in nine games ... named second-team 1990 preseason all-conference by the **Sporting News** ... started the season off with six knockdowns in each of the first two games against Furman and Florida State ... had nine knockdowns in the Tigers' win over VPI ... had eight KDs versus Duke and Virginia and then registered a career high of 11 versus N.C. State ... had a season-high coaches grade versus the Cavaliers also, he received an 83 percent ... in for 78 plays in the UVA contest, that mark was a career high ... also had 11 knockdowns in the regular season finale with South Carolina,

he graded out at 82 percent in that contest ... ended the season with seven KDs in the Gator Bowl win over West Virginia ... a major reason Clemson averaged 234.9 yards per game rushing that season ... one of the leaders on the offensive line as a sophomore ... underwent surgery on his wrist in the winter of 1990.

In 1988: Injured a hand in the preseason and that limited his play at the beginning of the season ... Flesch and Eric Harmon were the only Tiger offensive linemen in the decade of the eighties to start over the course of their freshman season ... his 52 knockdown blocks were second highest ever by a Clemson freshman lineman, just one off of teammate Eric Harmon's total of 53 set in 1987 ... Harmon played 150 more snaps than Flesch did however in their comparative freshman seasons ... in for only 23 plays in his first three games and had just two knockdown blocks ... but got the starting nod at Georgia Tech and had a 63 percent grade with three knockdowns for his 59 total plays ... then had six knockdowns in his second start and graded 71 percent ... followed that with a season high 79 percent grade against Duke with seven knockdowns ... had a season best nine knockdown blocks against North Carolina ... also graded well in the ACC championship clincher when he had a 78 grade with six knockdowns against Maryland ... started the last nine games of the season and had an average grade of 70 for the season ... had at least five knockdown blocks in seven of his last eight games and had a grade of at least 73 percent in four of the last five contests ... had a solid Citrus Bowl with five knockdowns and a 73 percent grade against Oklahoma's big defensive line ... chosen to **Sporting News** Freshman Honor Roll in 1988.



In 1987: Sat out the season as a red-shirt offensive guard.

In High School: Chosen to the Georgia North-South All-Star game his senior year and was an honorable mention all-state choice ... a two-year starter on both sides of the ball at Morrow High School in Georgia ... majoring in recreation and parks administration at Clemson ... born 2/21/69.

Personality Chart

My favorite sports hero: Pele
My dream vacation: Hawaii
Person in history I'd most like to meet: Robert E. Lee
Hobbies and leisure time activities: Hunting, fishing, golf, racquetball
Most impressive person I've ever met: Mom and Dad
Best athlete I've played against: Scott Evans (Oklahoma)
Player on the Clemson team who will be a surprise this upcoming year: John Harris, Stacy Seegars
What turns me off about people: Bad attitudes
My favorite midnight snack: Pizza
The class I've enjoyed the most at Clemson: History
My favorite toy as a child: BB gun
My favorite cereal as a kid: Frosted Mini-Wheats
If I were not playing football, I would: Be playing soccer
When I am finished playing football, I would like to: Go into the military
When I get nervous I: Bite my nails
The greatest thing about being an athlete is: Being in shape
The toughest thing about being an athlete is: Getting my attitude right
If I could play a different position I'd play: Tight end
Before a football game I: Read magazines
When I was growing up, I never thought I would: Be playing college football
When I played football as a kid, I pretended I was: Howie Long
My teammates don't know that I: Played soccer all my life
When I want to get away from football I: Go hunting or fishing
I'd like to be stranded on a desert island with: Christie Brinkley
I hated it when my mother made me eat: Liver
My advice to youngsters is: Do the best you can all the time

What event changed your life? Trying out for football in the ninth grade

If I could change one thing about the game of football, I would: Stop all the false media hype on games

When you are 45-years-old, what do you want to be doing? Living on the beach playing golf and fishing

What is your worst fear? Spring practice (but no more!)

1988 GAME BY GAME

Date	Opponent	+	-	Plays	Gr.	KD
9-3	Virginia Tech	9	3	12	75	1
9-10	Furman	3	0	3	100	1
9-17	Florida State	5	3	8	63	0
9-24	*at Georgia Tech	37	20	59	63	3
10-8	*at Virginia	34	14	51	71	6
10-15	*Duke	41	11	52	79	7
10-22	*at N.C. State	50	29	79	63	5
10-29	*at Wake Forest	40	13	54	75	7
11-5	*North Carolina	33	17	52	66	9
11-12	*at Maryland	39	11	50	78	6
11-19	*South Carolina	46	16	62	74	2
1-2	*Oklahoma	22	8	30	73	5
Totals		359	145	512	70.9	52

1989 GAME BY GAME

Date	Game	+	-	Plays	Gr.	KD
9-2	*Furman	35	23	58	60	6
9-9	*at Florida State	30	22	52	58	6
9-16	*at Virginia Tech	38	13	51	76	9
9-23	*Maryland	47	15	62	75	8
9-30	*at Duke	45	25	73	66	8
10-7	*Virginia	65	13	78	83	11
10-14	*Georgia Tech	56	17	73	77	5
10-21	*N.C. State	42	23	65	64	2
10-28	*Wake Forest	46	19	67	68	5
11-4	*at North Carolina	47	15	62	75	7
11-18	*at South Carolina	56	12	68	82	11
12-30	*West Virginia	36	14	50	72	7
Totals		543	211	759	71.8	85

*-Denotes started game

1990 GAME BY GAME

Date	Opponent	+	-	PL	GR	KD
9-1	*Long Beach State	24	11	35	69	2
9-8	*at Virginia	48	19	68	70	2
9-15	*at Maryland	48	22	70	68	5
9-22	*App. St.	25	14	41	63	5
9-29	*Duke	36	20	58	64	8
10-6	*Georgia	42	25	67	63	9
10-13	*at Georgia Tech	48	28	76	63	6
10-20	*at N.C. State	46	16	63	61	2
10-27	*at Wake Forest	31	29	61	52	2
11-6	*N. Carolina	20	5	25	80	1
11-17	*S. Carolina	51	14	65	78	6
1-1	*Illinois	35	17	52	67	5
Totals		454	220	681	66.6	53


FLESCH CAREER STATS

Year	GP-GS	Plays	KD
1988	12-9	512	52
1989	12-12	759	85
1990	12-12	681	53
Totals	36-33	1952	190



44 Levon Kirkland

OLB • 6-2 • 230 • *Senior
Lamar, SC • Lamar High School
1990 AP, UPI Second-Team All-American



Kirkland Fact: Only returning finalist from the 1990 Butkus Award nominees.

Best All-Around Game: Had a career high 13 tackles, three tackles for loss, a caused fumble and an interception in Clemson's 1988 ACC championship clinching victory at Maryland.

Bowl Experience: Starter in each of the last three bowl games for the Tigers, he has 22 career tackles and eight quarterback pressures in the three games. MVP of the 1989 Gator Bowl victory over Major Harris and West Virginia when he had nine tackles, a sack, a PBU, a caused fumble and three quarterback pressures.

Highest Honor: Second-team 1990 All-American by AP, UPI and third-team **Football News**. One of five finalists for the 1990 Butkus Award.

Preseason Honors, 1991: First-team All-American by **Football Digest**, **College & Pro Football Weekly**, **Don Heinrich's Preseason Magazine**, **Lindy's**, **Athlon**, **Street & Smith**, **Inside Sports**, **NCAA Preview**, **Sporting News** ... ranked first in nation among outside linebackers for 1991 by **Sporting News**.

Fall 1991 Depth Chart Position: First-team outside linebacker

Years as a Starter: 1988, 1989, 1990


Years Lettered: 1988, 1989, 1990

Overview: One of five finalists for the 1990 Butkus Award, Mr. Outside was the only underclassman among the select group ... the first Clemson linebacker to be named a finalist for this award ... not a highly recruited player, he was never all-state in high school, now

he is an All-American in college ... preseason choice as a Top 10 draft choice for 1992 by **Sporting News** ... also leading candidate for Butkus Award by **USA Today's** Steve Weiberg ... ranked third in the nation as far as causing enemy coaches headaches according to the **Sporting News**, and combines with Ed McDaniel to form fourth best defensive combination in the nation ... a first-team All-ACC outside linebacker for 1990, he was also chosen by UPI as a first-team choice in 1989 ... ranks eighth in Clemson history in sacks with 13.5 for his career ... has had at least one tackle for loss in 20 games during his career ... has 31 career starts, second most among active Tigers, only Jeb Flesh has more ... has never missed a game at Clemson ... his 28 tackles for loss rank fifth at Clemson.


In 1990: Another standout on Clemson's number-one ranked defense, he led Clemson's group of outside linebackers in tackles with 58, including 30 first hits ... also had 10 tackles for loss and 18 quarterback pressures, that QP total tied for the team-lead with All-ACC tackle Vance Hammond ... achieved these impressive stats while playing only 40 plays per game, the Tiger defense was so dominant and deep last season that the opposition averaged just 62 plays per game ... had his best game of the season versus Georgia Tech, when he had three tackles for loss, seven total tackles, and two quarterback pressures ... had six tackles, including two sacks versus North Carolina, he also caused a fumble in that contest ... had five stops, broke up a pass and pressured the Illinois quarterback four times in the Hall of Fame Bowl win over Illinois ... 1990 preseason ACC Defensive Player-of-the-Year according to the **Sporting News** ... finished the regular season with a season-high nine stops against South Carolina, he also had three quarterback pressures ... had 12 quarterback pressures over the last three games of 1990 season ... had 20 tackles over the first six games of 1990 and 38 tackles over the last six games ... had a tackle for loss in six games last season ... ranked as the fifth best outside linebacker in the nation by the 1990 **Sporting News** preseason book ... named a 1990 Strength All-American by the National Strength and Conditioning Association, his bench press (405-pounds), leg sled (810-pounds), and power ratio (6.62) are the best ever by a Tiger outside linebacker ... also has the best all-time chin-ups mark (24 reps) and sit-ups (94 reps per minute) ... the leader of Clemson's group of linebackers named "Best in the Nation" by the **Sporting News** preseason book heading into 1990.

In 1989: Named first-team All-ACC by UPI, he won second-team honors from AP/ACC Sportswriters ... MVP of the 1989 Mazda Gator Bowl, he had nine tackles, a five-yard sack, a pass broken up, a caused fumble, and pressured West Virginia's Major Harris three times ... second-leading tackler for the Tigers in 1989 with 77 stops to his credit ... tied for second on the team in tackles for loss with nine, he cost the opposition more yards than any other Tiger (70) ... also second on the team in sacks in 1989, he nailed the opponents' quarterbacks 6.5 times for a loss of 64 yards ... that negative yardage total was best on the team ... fourth in the ACC in sacks ... led the team in quarterback pressures with 16, he had at least one hurry in all but three games ... led the team in tackles twice, versus Virginia Tech and North Carolina ... had six stops at VPI, including a tackle for loss ... also picked off a Hokie pass in that contest, returning it 47 yards for a touchdown ... he accomplished all of this in only 25 plays ... won ACC Defensive Lineman-of-the-Week honors for that performance ... also won ACC Defensive Back-of-the-Week honors for his efforts at North Carolina ... led the Tigers in tackles against the 'Heels with nine, including two sacks for a loss of 21 yards and



another five-yard tackle for loss ... also broke up two UNC passes, intercepted a pass, caused a fumble, and pressured the quarterback while once again seeing only 25 snaps ... in the Tigers' win over Florida State, nabbed the ballcarrier five times, including an 11-yard quarterback sack and had two quarterback pressures ... had three pressures in Clemson's victory over N.C. State to go with his eight tackles ... had five or more tackles in nine games in 1989, his high tackle total was nine versus Maryland, Georgia Tech, UNC, and West Virginia ... in for only 26 plays versus South Carolina, he had six tackles, including a six-yard sack ... had the Goody's Hit-of-the Game six times in 1989 ... tied for second on the squad in interceptions with three, that mark also tied for fifth in the ACC ... had 11 special teams tackles, that figure was the fourth best mark on the squad ... named Clemson's Lifter-of-the-Year for the 1989-90 academic year.

In 1988: One of the big surprises of the Clemson defense as a red-shirt freshman as he finished fifth on the team in tackles with 71 ... the top special teams tackler on the club, he had 21 special teams tackles in 1988, seven more than anyone else accumulated ... named third best special teams tackler in the nation by the **Sporting News** preseason book ... named to Freshman Honor Roll by the **Sporting News** ... split time with John Johnson as a freshman ... his 71 tackles were most ever by a Clemson freshman outside linebacker, as was his sack total (5.5) ... consistent player who had at least two tackles in every game, but one contest stood out ... had 13 tackles, an interception return for 22 yards, three tackles for loss and a sack at Maryland in the game that clinched the ACC title ... second to senior All-ACC middle guard Mark Drag in tackles for loss with nine and he also was second in sacks with 5.5 ... led the team in negative sack yardage with 62 ... had another fine all-around game against Duke when he had six tackles, a sack for 11 yards, a PBU, and a caused fumble ... had a fine Citrus Bowl with eight stops in 37 plays ... had a great first game at Clemson with seven tackles, including a 14-yard sack, in just 18 plays against Virginia Tech ... had five or more tackles in eight games and had at least one tackle for loss in seven different games.



Quotes

Levon Kirkland on His Playing Style

"Intensity is contagious. I play football with controlled craziness. If I do what I am supposed to do and then make the play, I think its OK to raise my hands up for the fans. It gets everyone motivated and it gets the team going. I feed off that."

Levon Kirkland on His Youth

"I played football by myself all the time. I think I just enjoyed that more because I could pretend whatever I wanted to. Most of the time I would make up two teams and I would have different names for every player. The quarterback's name would be J.J. Miller and the wide receiver would be Randy Robinson.

"When I would catch a TD pass from myself I would give a high five to the air and scream. My brothers and sisters thought I was crazy, but I always had fun because of my imagination."

North Carolina Coach Mack Brown on Levon Kirkland

"Levon Kirkland is a dominant football player. He affects your entire game plan because you have to be aware of where he is on the field at all times. We prepared for him as best we could and he still made two of the game's (1990) biggest plays, knocking our quarterback out of the game with a clean hit, and later causing a fumble that cost us points."

In 1987: Red-shirted 1987 as an outside linebacker .. gained considerable experience during the early spring ... suffered a wrist injury and was forced to sit out the Spring Game.

In High School: Extremely quick linebacker who ran the 40-yard dash in 4.5 seconds ... honorable mention all-state choice ... standout performer in the 1986 North-South All-Star game at Myrtle Beach ... played outside linebacker, tight end, returned punts, and returned kickoffs for Terry Styers ... played at Lamar High School ... majoring in sociology ... born 2/17/69.

PERSONALITY CHART

Nicknames: Capt. Kirk, GE (Great Effort), Robo

My favorite sports hero: Dr. J., Julius Erving

My favorite non-sports hero: Rev. Levern Kirkland Sr.

My dream vacation: Around the world

Person in history I'd most like to meet: Dr. Martin Luther King

My craziest ambition: To talk football with Lawrence Taylor

My greatest moment: Winning the Gator Bowl MVP

My most embarrassing moment: Wearing my shorts backwards during a high school basketball game

My goal in life: Play in the NFL and to be a success at it

What turns me off about people: People who talk about what they did in the past

The class I've enjoyed the most at Clemson: Soc. 390

My favorite toy as a child: My first football

My favorite song to sing in the shower: "I Wanna Be More"

If I were President of the United States, I would: Enforce a better drug law

If I were not playing football, I would: Be a probation officer

The greatest thing about being an athlete is: Pleasing the fans and the friends you meet while playing

The toughest thing about being an athlete is: Meeting the demands that come with the sports, i.e. time needs to get an education

If I could change one thing about myself, I would: Improve my study habits.

Before a football game I: Say a prayer

My favorite moment in a football game is when: I see my family in the stands before the game

When I played football as a kid, I pretended I was: Drew Pearson

1991 Sporting News Preseason Selections

Top 1992 Draft Picks

- Dale Carter, S, Tennessee, Sr.
- Shane Dronett, DE, Texas, Jr.
- Steve Emtman, DT, Washington, Jr.
- Marvin Jones, LB, Florida State, Soph.
- **Levon Kirkland, LB, Clemson, Sr.**
- David Klingler, QB, Houston, Sr.
- Tommy Maddox, QB, UCLA, Soph.
- Carl Pickens, WR, Tennessee, Jr.
- Greg Skrepenak, OT, Michigan, Sr.
- Ken Swilling, S, Georgia Tech, Sr.
- Steve Tovar, LB, Ohio State, Jr.
- Russell White, TB, California, Jr.

Top 1991 Outside Linebackers

Rk.	Ht./Wt.	Class	School
1. Levon Kirkland	6-2/230	Sr.	Clemson
2. Donald Jones	6-1/226	Sr.	Washington
3. Marco Coleman	6-4/250	Jr.	Georgia Tech
4. Kurt Barber	6-4/235	Sr.	Sou. California
5. Travis Hill	6-2/225	Jr.	Nebraska
6. Phillip Kent	6-2/235	Sr.	Mississippi
7. Darrin Smith	6-1/228	Jr.	Miami (Fla.)
8. Ron George	6-2/230	Jr.	Stanford
9. Anthony Curl	6-3/202	Jr.	Texas
10. Eric Gash	6-2/223	Sr.	North Carolina

LOMBARDI AWARD

(Top lineman/linebacker)

1. STEVE TOVAR, LB, Ohio State
2. STEVE EMTMAN, DT, Washington
3. KEVIN MANCINI, OT, Florida State
4. **LEVON KIRKLAND, LB, Clemson**
5. SHANE DRONETT, DE, Texas
6. GEORGE WILLIAMS, DT, Notre Dame
7. MARVIN JONES, LB, Florida State
8. GREG SKREPENAK, OT, Michigan
9. BOB WHITFIELD, OT, Stanford
10. CAL DIXON, C, Florida

BUTKUS AWARD

(Top linebacker)

1. STEVE TOVAR, Ohio State
2. **LEVON KIRKLAND, Clemson**
3. MARVIN JONES, Florida State
4. MARK D'ONOFRIO, Penn State
5. JOHN SULLINS, Alabama
6. CHUCK BULLOUGH, Michigan State
7. DONALD JONES, Washington
8. ROBERT JONES, East Carolina
9. ERICK ANDERSON, Michigan
10. DWIGHT HOLLIER, North Carolina

My teammates don't know that I: Value their opinion

If I had a million dollars I'd buy: Two cars (Mom and myself) and put the rest in the bank

I'm as good as anyone else at: Playing outside linebacker

When people first meet me they think: I'm intimidating

My advice to youngsters is: Trust in God and follow your dreams

What are your hobbies? Listening to music, and playing chess

What is the best thing about you? I'm very understanding and I'm a very hard worker

What is the weirdest thing about you? I talk to myself, and have since I was a kid

Player on the team who will be a surprise this year: Greg Hood

What event changed your life? Trying to help on elderly lady in a car accident

If I could change one thing about the game of football, I would:

Allow celebrations in the end zone, including spiking the ball.

What bugs you the most? People who complain all the time

What is the best advice anyone ever gave you? If a man is really determined to accomplish a goal, nothing could possibly stand in his way but himself

What is the most important thing you've learned since coming to Clemson? That you have to be ready to adjust to different plights in life.

When you want to impress a girl, what do you do? Make her dinner, and tell her everything she wants to hear

When you are 45-years-old, what do you want to be doing? Hopefully staying in good shape with a nice family, a great home and an awesome income.

If I were a head coach, I would... Give my seniors every Tuesday off. They deserve it.

People think you are... a hard worker

I want people to think I am... Someone who cares and want to help.

Who is the best athlete you've played against? Shawn Moore

If you could play a different position, you'd play... Quarterback or Holder

What was your favorite thing to pretend when you were a kid? That I scored the winning TD in a big game

1988 GAME BY GAME

Date	Opponent	Plays	Hits	Ast	Tot	TL-Yds	Sacks	QP
9-3	Virginia Tech	18	2	5	7	1-14	1-14	1
9-10	*Furman	43	4	3	7	1-2	1-2	
9-17	Florida State	4	1	1	2			
9-24	*at Georgia Tech	55	4	5	9	1-25	1-25	1
10-8	at Virginia	20	1	2	3	1-1		
10-15	*Duke	59	4	2	6	1-11	1-11	1
10-22	*at N.C. State	61	1	1	2			
10-29	at Wake Forest	35	3	2	5			
11-5	North Carolina	30	2	3	5	1-3	0.5-3	
11-12	*at Maryland	48	8	5	13	3-14	1-7	1
11-19	*South Carolina	36	4	0	4			1
1-2	*Oklahoma	37	4	4	8			1
Totals		446	38	33	71	9-70	5.5-62	6

1989 GAME BY GAME

Date	Game	Plays	Hits	Ast	Tot	TL-Yds	Sacks	PBU	QB
9-2	*Furman	23	2	1	3	1-10	1-10		
9-9	*at Florida St.	49	3	2	5	1-11	1-11		
9-16	*at Virginia Tech	25	4	2	6	1-1			1
9-23	*Maryland	35	3	6	9				1 1
9-30	*at Duke	58	1	2	3				1 1
10-7	*Virginia	47	1	4	5	1-11	1-11		2
10-14	*Georgia Tech	52	3	6	9				
10-21	*N.C. State	51	4	4	8				3
10-28	*Wake Forest	40	3	2	5				1 1
11-4	*at N. Carolina	25	5	4	9	3-26	2-21		2 2
11-18	*at S. Carolina	28	4	2	6	1-6	0.5-6		1 2
12-30	*West Virginia	30	5	4	9	1-5	1-5		1 3
Totals		463	38	39	77	9-70	6.5-64	7	16

Notes: 2 recovered fumbles vs. Georgia Tech, 1 vs. Wake Forest

1 caused fumble vs. North Carolina, 1 vs. West Virginia

1-47-1 interceptions vs. Virginia Tech, 1-0 vs. Duke, UNC

1990 GAME BY GAME

Date	Opponent	PL	Hit	Ast	Tot	TFL	Sacks	PBU	QP
9-1	*Long Beach St.	35	3	2	5	2-3			1
9-8	*at Virginia	44	2	2	4				1
9-15	*at Maryland	49	2	1	3	1-1			
9-22	*App. State	43	1	3	4				2
9-29	*Duke	38	3	0	3	1-3			1
10-6	*Georgia	33	0	1	1				2 1
10-13	*at Ga. Tech	35	4	3	7	3-4			1 2
10-20	*at N.C. State	43	3	2	5	1-4			
10-27	*at Wake Forest	40	3	3	6				2
11-3	*N. Carolina	42	3	3	6	2-15	1.5-15		1 3
11-17	*S. Carolina	43	4	5	9				1 3
1-1	*Illinois	38	2	3	5				1 4
Totals		483	30	28	58	10-30	1.5-15	8	18

Note: 1 Recovered Fumble vs. N.C. State

1 Caused Fumble vs. Appalachian St., 1 vs. North Carolina

CAREER STATS

Year	GP-GS	Plays	Hits	Ast	Tot	TL-Yds	Sacks	PBU	CF-RF	QP	Int-Yds
1988	12-7	446	38	33	71	9-70	5.5-62	2	2-1	6	1-22
1989	12-12	463	38	39	77	9-70	6.5-64	7	2-3	16	3-47
1990	12-12	483	30	28	58	10-30	1.5-15	8	2-1	18	0-0
Totals	36-31	1392	106	100	206	28-170	13.5-141	17	6-5	40	4-69

93

Ed McDaniel

LB • 6-0 • 225 • *Senior
Batesburg, SC • Leesville High School
1991 Preseason Third-Team All-American



McDaniel Fact: Over the last five years, McDaniel has had three of the top 12 plays per tackle seasons by a Clemson defender.

Best All-Around Game: Had 13 tackles, three tackles for loss, 11 first hits and two caused fumbles in Clemson's victory at N.C. State in 1990.

Bowl Experience: Has 33 tackles in three career starting assignments in bowl competition. Had a career high 14 tackles against Oklahoma in 1989 Florida Citrus Bowl, then had seven stops in victory over West Virginia in 1989 Gator Bowl. Followed that with team best 12 tackles and a fumble recovery against Illinois last year in Hall of Fame Bowl.

Highest Honor: First-team All-ACC by **Football News** in 1990.

Preseason 1991 Honors: Ranked as fifth best inside linebacker in nation by NCAA Preview and also in top 10 in nation by **Sporting News** and **Lindy's** ... third-team preseason All-American by **Football News** ... sited as most underrated inside linebacker in America by 1991 **NCAA Preview**.

ACC Stat Ranking: Ranked 11th in the ACC in tackles per game with 8.8, he was tied for sixth in tackles for loss.

Fall 1991 Depth Chart Position: First-team inside linebacker

Years as a Starter: 1988, 1989, 1990

Years Lettered: 1988, 1989, 1990


Overview: Unheralded leader of the Tigers' number-one defense last season, Mr. Inside led the team in tackles for the second-time in his three-year career ... teams with Levon Kirkland to give Clemson the best inside-outside linebacker combination in the nation ... had 109 stops for the 1990 season, he went over the century mark for the second time in his career ... ranks ninth in Clemson history in tackles with 275, another 109 tackle season will move him to third in Clemson history ... 75 of his total tackles were first hits and he had 24 more stops than any other Clemson player ... a first-team all-conference choice and an honorable mention All-American accord-

ing to **Football News** ... has eight caused fumbles for his career, that figure ties for second in Clemson history ... has played in 36 straight games, including each of the last 17 as a starter ... has 27 career starts, third among active Tigers ... member of **Sporting News** all-four-year starter team for 1991 ... has had 11 double figure tackle games in his career, more than any other active Tiger ... had 74 tackles in last seven games after getting just 35 in first five contests.

In 1990: Led the team in tackles in seven games last season, he had a career-high tying 14 stops in the loss to Virginia ... had 10 tackles in four games last season, versus Georgia, Georgia Tech, Wake Forest, and South Carolina ... posted double-figure tackle totals in seven contests, including six of the last seven ... had four caused fumbles for the year to lead the team in that category and tie a Clemson single season mark ... had 13 tackles for loss to his credit last season to tie for second on the team ... he had at least one tackle for loss in eight games last season ... had five or more tackles in every game and led the squad in double figure tackle contests ... intercepted a pass at Georgia Tech and returned it 10 yards ... had 12 stops to lead the team in the Hall of Fame Bowl, one was a tackle for loss ... also recovered an Illini fumble ... known for his hard hitting and for his defense against the run ... follows in the footsteps of All-American (1981) Jeff Davis, another 6'0" linebacker for Clemson who weighed in at 225 ... despite his small stature, his strength and agility stats are among the best on the linebacking corps ... has the best vertical jump mark since 1985 by a Tiger inside linebacker at 33½" ... his + 11-inch flexibility (sit and reach) mark also ties an all-time best for a Clemson ILB ... leads all 1991 inside linebackers in the bench press at 375-pounds and in the power ratio (strength based on bodyweight) ... his 873 leg sled mark is second among current ILBs ... also boasts the fastest 40-yard dash time among all Tiger linebackers ... has a 33½" vertical jump.

In 1989: Came on strong towards the end of the 1989 season ... was hampered by a neck injury early in the season, he left the Maryland game after playing only six snaps ... had 14 tackles in the first five games of 1989, he had 48 stops over the last seven games ... second only to Doug Brewster and Levon Kirkland during that period ... moved back into the starter's slot at middle linebacker for the last five games of the season ... ended up ranking fourth on the entire team in tackles with 62 ... had his best performances of the season against N.C. State and South Carolina with nine tackles in both of those contests ... seven of the stops in the State game were first hits ... also broke up two passes against the Wolfpack ... had seven stops, including a tackle for loss against West Virginia in the Mazda Gator Bowl ... his pass defense improved in 1989 ... had eight tackles in the win over Wake Forest, that mark led the team ... also caused a fumble in that contest ... in for a season-high 61 plays against N.C. State.

In 1988: Came from virtual obscurity to lead Clemson in tackles as a red-shirt freshman ... just the second freshman to lead Clemson in tackles over the course of the season, and the first to reach the century mark ... honorable mention All-American according to the **Sporting News** and that publication named him the fourth best red-shirt freshman linebacker in the US that season ... had season-best 14 tackles in the Citrus Bowl against Oklahoma to lead the team and move over the 100-mark for the season ... also had a season-high nine first hits against Oklahoma ... first frosh since Henry Walls (1983) to lead Clemson in tackles and he had 14 more than number-two ranked tackler Jesse Hatcher ... did not start the first three games, but he came off the bench to register 21 tackles ... actually led the



team against Virginia Tech with nine stops in 54 plays in his first career game ... had 10 tackles and two caused fumbles against Furman and won CarQuest Player-of-the-Game honors ... tied for the team lead in caused fumbles with three ... led the team in tackles against Virginia Tech (9), Duke (12), North Carolina (8) and Oklahoma (14) ... had double figure tackle games against Furman (10), Virginia (12), Duke (12) and Oklahoma (14) ... McDaniel and Jesse Hatcher were the only Tigers to record back-to-back double figure tackle games ... played a season low 18 plays against Florida State and a high of 68 against Maryland when he had nine tackles ... in for 570 plays for the season, more than any other freshman defensive player ... had his first collegiate start at Georgia Tech and responded with eight tackles in 49 snaps ... had eight or more tackles in nine games and five or more in 11 contests.

In 1987: Red-shirt freshman who worked his way to second on the depth chart with a fine spring ... named "Biggest Surprise" Award winner in spring of 1988 by the Clemson coaching staff ... had seven tackles, including a tackle for loss in the Spring Game.

In High School: First-team all-state choice by **The Greenville News** ... MVP in the 1986 North-South All-Star game in Myrtle Beach ... a **USA Today**, **Street and Smith**, and **Sporting News** honorable mention All-American ... recorded 147 tackles, three interceptions, three blocked PATs, and four fumble recoveries his senior year ... played for Gary Smaller at Batesburg-Leesville High School ... led his team to a 13-1 record and an AA Upperstate title ... majoring in industrial education ... born 2/23/69.

PERSONALITY CHART

Nickname: Eddie Mac
My favorite non-sports hero: My mother, Myra Meechem
Person in history I'd most like to meet: Martin Luther King, Jr.
Hobbies and leisure time activities: Skiing and Horseback Riding (I don't do this, but that's what people always say for this question)
Most impressive person I've ever met: Eddie Robinson
My greatest moment: Beating Oklahoma
My most embarrassing moment: Losing to Duke
My favorite song to sing in the shower: My, My, My by Johnny Gill
If I were President of the United States, I would: Cut taxes and help the poor
When I am finished playing football, I would like to: Work behind a desk
The greatest thing about being an athlete is: You can perform in front of the world
The toughest thing about being an athlete is: Having to spend every bit of spare time with schoolwork
If I could change one thing about myself, I would: Be more open with people
If I could play a different position I'd play: Strong Safety
Before a football game I: Sit by myself and listen to Ziggy Marley
When I was growing up, I never thought I would: Be playing (and starting) for Clemson
When I played football as a kid, I pretended I was: Mike Singletary
My teammates don't know that I: Go to church every Sunday
If I had a million dollars I'd buy: My mom a house, a car and anything else she desired, and invest some
I'd like to be stranded on a desert island with: All the women on the Bud Lite Commercials
I'm as good as anyone else at: Playing the piano
When people first meet me they think: I'm devious and 26-years-old
When I'm feeling sorry for myself I: Go to my room and call someone I can confide in
My advice to youngsters is: Leave all the drugs alone, get your education

What are your hobbies? Sewing

What was your most embarrassing moment? When I was 12, I went to a girl scout dance but I couldn't dance, all I did was the tango like they do on TV.

What is the weirdest thing about you? My laugh; I watch soap operas all the time (**Young & The Restless** is my favorite.)

Player on the team who will be a surprise this year: Tim Jones

What event changed your life? Gary Coopers' car accident

What is the best advice anyone ever gave you? "Treat every young lady with courtesy and respect."

What is the most important thing you've learned since coming to Clemson? How to make it without your loved ones around

If I were a head coach, I would... Have fun- play with reckless abandon.

What is your favorite food? Rice & tomatoes; pork chops; macaroni; red velvet cake

What is your least favorite food? Squash

Who is the best athlete you've played against? Terry Allen

1988 GAME BY GAME

Date	Opponent	Play	Hits	Ast	Tot	TL-Yds	PBU
9-3	Virginia Tech	54	5	4	9		
9-10	Furman	40	6	4	10	1-2	1
9-17	Florida State	18	2	0	2	1-2	
9-24	*at Georgia Tech	49	5	3	8		
10-8	*at Virginia	57	5	7	12		
10-15	*Duke	51	7	5	12	1-4	
10-22	*at N.C. State	53	5	4	9		1
10-29	*at Wake Forest	51	3	3	6		1
11-5	*North Carolina	32	6	2	8		
11-12	*at Maryland	68	7	2	9		1
11-19	*South Carolina	55	2	3	5		
1-2	*Oklahoma	42	9	5	14	1-3	
Totals		570	62	42	104	4-11	4

Note: Caused 2 fumbles vs. Furman and 1 vs. Georgia Tech

1989 GAME BY GAME

Date	Opponent	PI	Hit	Ast	Tot	TL-Yds	PBU
9-2	*Furman	22	3	2	5	1-2	
9-9	at Florida State	27	1	1	2		1
9-16	at Virginia Tech	27	1	3	4	1-1	
9-23	Maryland	6	0	1	1		
9-30	at Duke	31	1	2	3		
10-7	Virginia	36	2	2	4		1
10-14	Georgia Tech	30	5	2	7		
10-21	*N.C. State	61	7	2	9		2
10-28	*Wake Forest	31	3	4	7		
11-4	*at North Carolina	30	1	3	4		1
11-18	*at South Carolina	31	3	6	9		
12-30	*West Virginia	31	5	2	7	1-1	
Totals		363	32	30	62	3-4	5

*-Denotes starting assignment

1990 GAME BY GAME

Date	Opponent	PL	Hit	Ast	Tot	TFL	CF-RF
9-1	*Long Beach State	29	5	1	6		
9-8	*at Virginia	71	6	8	14	1-1	
9-15	*at Maryland	66	4	1	5		
9-22	*App. State	41	3	2	5	1-19	1-1
9-29	*Duke	41	3	2	5		
10-6	*Georgia	39	7	3	10	1-2	
10-13	*at Georgia Tech	38	8	2	10	3-6	
10-20	*at N.C. State	50	11	2	13	3-17	2-0
10-27	*at Wake Forest	41	9	1	10	1-1	
11-3	*N. Carolina	42	6	3	9		
11-17	*S. Carolina	46	6	4	10	2-6	1-0
1-1	*Illinois	43	7	5	12	1-1	0-1
Totals		547	75	34	109	13-53	4-2

Note: 1 PBU vs. Virginia

1 interception for 10 yards vs. Georgia Tech

1 Sack for 13 yards vs. N.C. State

CAREER STATS

Year	GP-GS	Plays	Hits	Ast	Tot	TL-Yds	Sacks	CF-RF	PBU	Int-Yds
1988	12-9	570	62	42	104	4-11	0-0	3-1	4	0-0
1989	12-6	363	32	30	62	3-4	0-0	1-0	5	0-0
1990	12-12	547	75	34	109	13-53	1-13	4-2	2	1-10
Totals	36-27	1480	169	106	275	20-68	1-13	8-3	11	1-10


91

Chester McGlockton

DT • 6-5 • 310 • *Junior

Whiteville, NC • Whiteville High School

1991 Preseason First-Team All-American



McGlockton Fact: After just two seasons, McGlockton is already ranked eighth in Clemson history in career sacks with 13.5.

Best All-Around Game: Had eight tackles, including a Clemson single game record-tying three sacks, and recovered a fumble in last year's win over South Carolina.

Bowl Experience: Scored the only TD of his career in the 1989 Gator Bowl against West Virginia when he caused a Major Harris fumble, then recovered it in the endzone. Collected three tackles in 19 plays in 1989 Gator Bowl, then had five tackles, caused two fumbles and had two tackles for loss in the 1991 Hall of Fame Bowl. Has eight tackles, including three for loss in 59 career plays in bowl competition.

Preseason Honors, 1991: First-team All-American by **Lindy's College Football Preview** ... ranked eighth among preseason candidates for Outland Trophy by **NCAA Preview**, he is ninth for same award by **The Sporting News**

ACC Stat Ranking: Eighth in the ACC in sacks with 6.5, he led the ACC as a freshman.

Fall 1991 Depth Chart Position: First-team defensive tackle

Years as a Starter: 1990

Years Lettered: 1989, 1990

At Clemson: Preseason first-team All-American for 1991 according to **Lindy's Football Annual** ... Clemson's Player-of-the-Game the last two contests of the 1990 regular season ... had 10 tackles in 37 plays, including three tackles for loss and 1.5 sacks in the 20-3 win over North Carolina ... followed that with eight tackles, three sacks and a recovered fumble in the victory over South Carolina ... had 4.5 of his 6.5 sacks in the last two games of the regular season ... caused a fumble on Illinois' first offensive play and that set the tune in Clemson's 30-0 win ... Clemson recovered and scored one play later ... also named Clemson Player-of-the-Game by the Tiger radio network in the victory over Maryland when he had five tackles, one for loss, and three quarterback pressures, all in the second half when Clemson did not allow a Terp TD ... ranked eighth in the ACC in quarterback sacks, he led the league as a freshman ... averaged a tackle every 5.71 plays in 1990, the sixth best plays/tackle figure by a Tiger over the last five years ... he actually had 1/2 sack more in 1990 regular season than he did when he led the ACC in 1989, there were more successful pass rushers in the ACC last year ... ranked eighth in Clemson history in sacks with 13.5, he still has two full seasons left in his attempt to break All-Pro Michael Dean Perry's ACC record of 28 ... started eight of the 12 games, he averaged 30 plays a game ... missed only the Wake Forest game, he suffered a knee injury against N.C. State and did not make the trip to Winston Salem ... had arthroscopic surgery on his knee during the off-season ... had seven tackles against Virginia and Duke for his other best tackle games last season ... his seven tackles against Duke came in just 19 plays ... has achieved his outstanding sack total while averaging just 23 plays per game over the last two years ... sixth on the team in tackles, he would have ranked higher if he had not missed the Wake Forest game ... second on the club in sacks to all-conference tackle Vance Hammond, he also tied for the team-lead in caused fumbles and was fourth in quarterback pressures with 10 ... had five stops, including two for loss versus Illinois in the Hall of Fame Bowl, he also caused two fumbles and registered a quarterback pressure ... has 21 tackles for loss in two years, he is in the top 15 in Clemson history in career tackles for loss ... has bench-pressed 500-pounds, that mark is the second-best for a Tiger since 1985 ... runs a 4.85 in the 40-yard dash, quite an accomplishment for a 300+ pound athlete.

In 1989: Tied for the ACC lead in sacks with Marco Coleman of

1991 Sporting News Top Defensive Linemen


Rk.		Ht./Wt.	Class	School
1.	Steve Emtman (T)	6-4/280	Jr.	Washington
2.	James Patton (T)	6-3/272	Sr.	Texas
3.	Chester McGlockton (T)	6-5/310	Jr.	Clemson
4.	Robert Stewart (NG)	6-0/280	Sr.	Alabama
5.	Joel Steed (NT)	6-3/280	Sr.	Colorado
6.	George Williams (T)	6-3/298	Sr.	Notre Dame
7.	Jeff Zgonina (NG)	6-3/270	Jr.	Purdue
8.	Santana Dotson (T)	6-5/258	Sr.	Baylor
9.	Marcus Woods (NT)	6-2/283	Sr.	Oregon
10.	Marc Boutte (T)	6-4/260	Sr.	Louisiana State


1991 Lindy's Top Defensive Linemen

1. Steve Emtman, Washington
2. **Chester McGlockton, Clemson**
3. Larry Webster, Maryland
4. James Patton, Texas
5. Chris Hutchison, Michigan
6. Tommy Jeter, Texas
7. Jeff Zgonina, Purdue
8. Jim Gray, West Virginia
9. George Hunt, Missouri
10. Stacey Satterwhite, Oklahoma State

1991 NCAA Preview Top Defensive Linemen

1.	Robert Stewart, NT, Alabama	6-0	270	Sr.
2.	Steve Emtman, T, Washington	6-4	280	Jr.
3.	Joel Steed, NT, Colorado	6-2	280	Sr.
4.	Chester McGlockton, T, Clemson	6-5	310	Jr.
5.	Jeff Zgonina, NT, Purdue	6-3	270	Jr.
6.	James Patton, T, Texas	6-3	272	Sr.
7.	Tommy Jeter, T, Texas	6-5	262	Sr.
8.	George Hunt, T, Missouri	6-3	271	So.
9.	Marc Boutte, T, Louisiana St.	6-4	260	Sr.
10.	Kevin Mitchell, NT, Syracuse	6-1	247	So.





Georgia Tech and Ray Agnew of N.C. State even though he played just 32 percent of the total snaps in 1989 ... named to honor roll among red-shirt freshman defensive linemen by the **Sporting News** ... he tied for the team-lead in tackles for loss with 10, he was tied for sixth in the ACC ... almost one-third of his total tackles were tackles for loss ... in for just 238 plays that season, he had 31 tackles to his credit, 19 of which were first hits ... opposing quarterbacks lost 46 yards at McGlockton's hands on seven sacks ... also led the team in caused fumbles with three, the most memorable was against West Virginia in the Gator Bowl ... knocked the ball loose from Major Harris at the two-yard line and recovered it in the endzone for a touchdown ... kept the Heisman Trophy candidate busy, he also registered two quarterback pressures in that contest ... first Tiger defensive lineman to score a TD since Bill Smith at Virginia in 1980 ... had his best game of the season playing in his home state versus North Carolina ... tallied six tackles in that contest, including two sacks for a loss of 11 yards ... also caused a fumble and pressured the quarterback in that contest ... accomplished all this in only 18 plays, he won ACC Rookie-of-the-Week honors for that performance ... had the Goody's Hit-of-the-Game versus Georgia Tech ... fourth on the team in quarterback pressures, he had 11 for the season ... in for only 26 plays in the Tigers' victory over Florida State, he had an amazing five quarterback pressures in that short period ... that total was most by a Tiger in a game since Clemson started keeping the stats in 1988 ... recorded a tackle for loss in eight games ... he had two in the Maryland contest ... had three tackles in the South Carolina matchup, one was an eight-yard sack ... also caused a Gamecock fumble ... tied for the team lead in caused fumbles.

In 1988: Red-shirted the 1988 season, but came on in the spring to lead all defensive linemen in tackles ... had 50 stops in six spring scrimmages, the fifth-best mark on the team ... led the squad in sacks with four for 22 yards ... had eight tackles for loss during the spring, including five in one scrimmage on March 29th ... also had 15 tackles that day and three sacks.

In High School: Max Emfinger's **National High School Recruiting Service** rated him the fifth best player in the nation and number-one in the North Dixie region ... one of five Clemson recruits who were **Parade** All-Americans in 1987 ... also selected to the **Bally**, **SuperPrep**, and **Street & Smith** All-America teams ... a second-team **USA Today** All-American ... also a member of the **USA Today** top 100 ... **Athlon's** Atlantic Coast Blue Chip ... **Lindy's** National Blue Chip ... **SuperPrep Magazine** All-Mid-Atlantic selection ... Joe Terranova's Greater South All-Region team choice and Who's Who selection ... **Atlanta Constitution's** national Top 35 team ... chosen North Carolina Amateur Athlete-of-the-Year by the North Carolina Amateur Athletic Association ... played in the Shrine Bowl ... had 130 tackles as a junior ... that same year he had seven fumble recoveries, three of his six interceptions were returned for touchdowns, and caught 18 passes for seven touchdowns ... had nine interception or fumble returns for touchdowns in his career ... had over 20 interceptions and 20 touchdown receptions in his high school career ... played at Whiteville High School and won the State Championship for Bill Hewett ... majoring in industrial education ... born 9/16/69 in Whiteville, NC.

1989 GAME BY GAME

Date	Opponent	PI	Hit	Ast	Tot	QP	TL-Yds	Sacks
9-2	Furman	6	0	2	2			
9-9	at Florida State	26	1	0	1	5		
9-16	at Virginia Tech	17	1	1	2			
9-23	Maryland	18	3	1	4		2-3	
9-30	at Duke	18	2	1	3		1-2	1-2
10-7	Virginia	19	2	1	3	1	1-1	
10-14	Georgia Tech	33	3	0	3		1-13	1-13
10-21	N.C. State	26	0	0	0	1		
10-28	Wake Forest	18	1	0	1		1-3	1-3
11-4	at North Carolina	18	3	3	6	1	2-11	2-11
11-18	at South Carolina	20	1	2	3	1	1-8	1-8
12-30	West Virginia	19	2	1	3	2	1-9	1-9
Totals		238	19	12	31	11	10-50	7-46

Note: Caused one fumble vs. North Carolina and South Carolina, West Virginia
Recovered fumble for TD vs. West Virginia

1990 GAME BY GAME


Date	Opponent	PL	Hit	Ast	Tot	TFL	Sacks	CF-RF	QP
9-1	Long Beach St.	12	2	0	2	1-15	1-15	1-0	1
9-8	at Virginia	30	5	2	7				
9-15	*at Maryland	48	2	3	5	1-4			3
9-22	*App. State	16	2	1	3				1
9-29	*Duke	19	4	3	7				2
10-6	*Georgia	29	2	2	4	1-5	1-5		1
10-13	at Georgia Tech	27	1	1	2			1-0	
10-20	*at N.C. State	31	3	2	5				
10-27	Wake Forest		Did not play — Knee Injury						
11-3	*N. Carolina	37	7	3	10	3-6	1.5-5		
11-17	*S. Carolina	42	6	2	8	3-18	3-18	0-1	1
1-1	*Illinois	40	4	1	5	2-8		2-0	1
Totals		331	38	20	58	11-56	6.5-43	4-1	10

CAREER STATS

Year	GP-GS	Plays	Hits	Ast	Tot	TL-Yds	Sacks	CF-RF	TDs	QP
1989	12-0	238	19	12	31	10-50	7-46	3-1	1	11
1990	11-8	331	38	20	58	11-56	6.5-43	4-1	0	10
Totals	23-8	569	57	32	89	21-106	13.5-89	7-2	1	21

15 Robert O'Neal

SAF • 6-2 • 185 • Junior
Clarkston, GA • Clarkston High School
1991 Thorpe Award Candidate



O'Neal Fact: Clemson's single season interception record holder, he had eight during the 1989 season.

Best All-Around Game: Had two interceptions, six tackles and a pair of pass deflections at Duke in 1989.

Bowl Experience: Starter in each of the last two bowl games, he has had four tackles in each contest. Had an interception against West Virginia in 1989 Gator Bowl, the theft set a Clemson single season interception record.

Highest Honor: 1989 first-team All-ACC, 1990 first-team Sophomore All-American by **Football News**.

Fall 1991 Depth Chart Position: First-team safety

Years as a Starter: 1990

Years Lettered: 1989, 1990

Overview: Honorable mention All-American by **Football News** in 1990, he is an All-America candidate on Clemson's defense in 1991 ... only returning starter in the secondary ... a first-team sophomore All-American in 1990 ... fifth on Clemson's #1 ranked defense with 60 tackles ... also tied for second on the team in passes broken up with eight ... did not have an interception last year, many teams threw away from him because he led the ACC in interceptions as a first-year freshman in 1989 with eight ... ranked 18th among defensive backs heading into 1991 according to the 1991 **Sporting News** preseason magazine ... a preseason Jim Thorpe Award candidate for 1991, one of 20 nominees.

In 1990: Had a season-best eight tackles against South Carolina in 62 plays ... had at least four tackles in each of the last 11 games and at least five tackles in eight of the 12 games ... had a fine game against Georgia with six tackles and two passes broken up ... a resident of Clarkston, GA, he lives in the shadow of Georgia Tech's campus ... he did well in the game at Tech with six tackles, one tackle for loss and a fumble recovery ... returned punts last year for the

first time in his career, he had an 8.4 yard average ... had a 30-yard punt return that set up a score against South Carolina and that was his longest return of the season ... in for a season-high 71 plays in the win at N.C. State when he had five stops ... had five tackles in three consecutive games, versus Virginia, Maryland, and Appalachian State ... has 17 career passes broken up, just five away from ranking in the top-10 in Clemson history ... ranks tied for 12th in the record books in career interceptions with eight, even though he did not have one in 1990 ... tied for the fastest 40-yard dash time on the Clemson squad at 4.33 ... only five-time track All-American James Trapp has posted a time as fast ... boasts a 34" vertical jump ... leads all Tiger DBs in sit-ups per minute with 84.

In 1989: Named ACC Newcomer-of-the-Year by the **Sporting News** ... named the top first-year freshman defensive back in the nation by that same publication ... freshman sensation who won first-team All-ACC honors from AP/ACC Sportswriters ... first true freshman to win all-conference honors for the Tigers ... second in voting for ACC Rookie-of-the-Year by Sportswriters Association ... 1989 ACC leader in interceptions with eight, he also ranked second nationally among freshmen ... his eight thefts also set the Clemson single season record as Fred Knoebel had seven interceptions in 1951 ... he had the record-breaker against Major Harris ... only one ACC player (UVA's Keith McMeans in 1987) had more interceptions in a single season than O'Neal over the last 17 years in the ACC, McMeans had nine to lead the nation in 1987 ... tied for 10th in the nation in interceptions, the highest ranking for a Clemson player in that category since Johnny Rembert (now with the New England Patriots) had a number-eight ranking in 1982 ... only two other freshmen nationally in the decade of the eighties had more interceptions ... had his first INT in the third game of the season, he then had seven in the next nine games ... started the last four games of the season for the Tigers at free safety, he saw considerable action in the early part of the season as the nickel back in the defensive alignment ... 10th leading tackler on the Tiger defense with 53 stops to his credit, only veterans James Lott and Dexter Davis had more tackles in the secondary ... broke up nine passes, tied for the third-best total on the team in that category ... in the Duke contest, picked off two Blue Devil passes, the first time a Tiger has had two thefts in a game since 1986 ... also had six tackles that day ... had his best tackle total of the season in Clemson's victory over ACC foe N.C. State ... had nine stops in that contest and picked off a pass, returning it nine yards ... won ACC Rookie-of-the-Week honors for that performance ... also saw his season-high in terms of action in that game, he was in for 68 snaps ... tied for the team lead in tackles versus Virginia with seven, one was a tackle for loss ... also had two passes broken up and an interception in that contest ... had his longest interception return at Virginia Tech, a 55-yarder ... had six or more tackles in five games in 1989, he had seven stops and a PBU in the Maryland contest to win ACC Rookie-of-the-Week honors.

In High School: A second-team **USA Today** All-American ... Max Emfinger honored him in the fall by naming him a second-team All-American, first-team All-South, and called him the seventh best prospect in the South ... a **Street & Smith** honorable mention All-American ... a **Lindy's** All-Georgia, Georgia Blue Chip, and first-team All-South selection ... ranked as the 21st best player in nation by **SuperPrep** ... **Athlon's** Atlantic Coast Blue Chipper ... the **Atlanta Constitution** named him the eighth best player in the state and a preseason Top 11 choice ... ran a 21.6 in the 200 and long jumped 22-1 in setting school records ... one of three 1989 Tiger recruits among Joe Terranova's top 25 defensive backs ... recorded 600 yards

1991 Thorpe Award Candidates

Maurice Benson, Junior Cornerback, Missouri
Terrell Buckley, Senior Cornerback, Florida State
Darrell Carter, Senior Safety, Tennessee
Mike Clark, Senior Cornerback, Oklahoma State
Matt Darby, Senior Safety, UCLA
Lance Gunn, Junior Safety, Texas
Sean Lumpkin, Senior Safety, Minnesota
Robert O'Neal, Junior Safety, Clemson
Darren Perry, Senior Safety, Penn State
Marquez Pope, Senior Safety, Fresno State
Marlon Primous, Senior Safety, Illinois
Damien Russell, Senior Safety, Virginia Tech
Kevin Smith, Senior Cornerback, Texas A&M
Phillippi Sparks, Senior Cornerback, Arizona State
Ken Swilling, Senior Safety, Georgia Tech
Greg Thomas, Senior Safety, Colorado
Troy Vincent, Senior Cornerback, Wisconsin
Will White, Junior Safety, Florida
Darryl Williams, Junior Safety, Miami (Fla.)
David Wilson, Senior Safety, California

rushing on 60 carries and 63 tackles to go along with four interceptions as a senior ... averaged seven tackles a game ... also had 15 PBUs and three fumble recoveries that year ... recorded 10 interceptions as a sophomore ... earned three letters in track and in football ... led his high school to a 10-2 season in his junior year when they allowed only 35 points all year ... participated in the Georgia-Florida All-Star game and recorded five PBUs ... ran track and finished third in the state in the 200 meters ... attended Clarkston High School ... cousin of former Tiger defensive back Kevin Brady ... majoring in management ... born 2/1/71.

PERSONALITY CHART

Nickname: Boo
My favorite sports hero: Ronnie Lott
My favorite non-sports hero: My dad, Robert O'Neal, Sr.
My greatest moment: Interception vs. N.C. State in 1989, wearing orange pants
My most embarrassing moment: I told my counselor at camp that I could swim & when I jumped in the water & couldn't, I yelled "Something's wrong with this water."
Behind my back my friends say: I'm mean
No one knows how much I: Want to excel in life.
If I were not playing football, I would: Run track
The greatest thing about being an athlete is: Being seen as a role-model
The toughest thing about being an athlete is: Maintaining a high GPA
If I could change one thing about myself, I would: Be more generous.
If I could play a different position I'd play: Running back


When I want to get away from football I: Go fishing
My advice to youngsters is: Study!
What are your hobbies? Fishing & Girl watching
What is the best thing about you? My charm
What is the worst thing about you? My charm (it gets me in trouble)
What is the weirdest thing about you? My mood swings
Player on the team who will be a surprise this year: Butch Fewster
What event changed your life? In 9th grade, I was playing varsity football and we were blowing a team out by 30 points and the coach still didn't put me in until 10 seconds left in the game (all I got to do was shake hands with the other team). I almost quit football but I decided I had something to prove.
If I could change one thing about the game of football... I would pay athletes
What bugs you the most? Pests
What is the most important thing you've learned since coming to Clemson? Just be yourself
When you want to impress a girl, what do you do? Send her flowers
When you are 45-years-old, what do you want to be doing? Travelling and living in Rio (I like the women in tiny bathing suits)
You want people to think you are... an all-around nice guy
What is your favorite food? Bar-B-Que Ribs
What is your least favorite food? Asparagus
Who is the best athlete you've played against? Ricky Proehl
What was your favorite thing to pretend when you were a kid? That I was O.J. Simpson
What is your worst fear? Losing to Georgia Tech for the third year in a row.

1989 GAME BY GAME

Date	Game	PL	Hits	Ast	TOT	PBU	TL-Yds	INT-Yds
9-2	Furman	13	2	0	2		1-1	
9-9	at Florida State	30	2	0	2	1		
9-16	at Virginia Tech	31	2	1	3			1-55
9-23	Maryland	55	2	5	7	1		
9-30	at Duke	51	1	5	6	2		2-22
10-7	*Virginia	57	6	1	7	2	1-1	1-0
10-14	Georgia Tech	22	2	0	2			
10-21	N.C. State	68	4	5	9	1		1-9
10-28	*Wake Forest	53	1	1	2	1		1-0
11-4	*at North Carolina	30	1	2	3			
11-18	*at South Carolina	27	3	3	6			1-10
12-30	*West Virginia	40	1	3	4	1		1-0
Totals		477	27	26	53	9	2-2	8-96

1990 GAME BY GAME

Date	Opponent	PL	Hits	Ast	Tot	PBU	TFL	CF-RF	PR-Yds
9-1	*Long Beach St.	33	1	2	3				2-21
9-8	*at Virginia	69	4	1	5			1-0	1-1
9-15	*at Maryland	65	2	3	5	1			1-4
9-22	*App. State	53	1	4	5				
9-29	*Duke	57	2	2	4	1			
10-6	*Georgia	47	3	3	6	2			1-10
10-13	*at Georgia Tech	50	5	1	6		1-3	0-1	3-20
10-20	*at N.C. State	71	3	2	5				1-3
10-27	*at Wake Forest	45	3	1	4	2			
11-3	*N. Carolina	57	2	3	5	1			1-10
11-17	*S. Carolina	62	4	4	8				1-30
1-1	*Illinois	53	1	3	4	1			2-16
Totals		662	31	29	60	8	1-3	1-1	13-109



CAREER STATS

Year	GP-GS	Plays	Hits	Ast	Tot	TL-Yds	PBU	Int-Yds	CF-RF	PR-Yds
1989	12-5	477	27	26	53	2-2	9	8-96	0-1	0-0
1990	12-12	662	31	29	60	1-3	8	0-0	1-1	13-109
Totals	24-17	1139	58	55	113	3-5	17	8-96	1-2	13-109

24 Terry Smith

WR • 6-1 • 180 • *Sophomore
Clemson, SC • Daniel High School



Smith Fact: Set Clemson freshman records for receptions and reception yardage in 1990.

Best All-Around Game: Collected nine receptions for 84 yards and had a season high four knockdown blocks in Clemson's victory over Maryland in 1990.

Bowl Experience: Had three catches for 43 yards in 33 plays in the 1991 Hall of Fame Bowl victory vs. Illinois.

Highest Honor: ACC Rookie of the Week vs. Maryland and North Carolina in 1990.

Fall 1991 Depth Chart Position: First-team flanker

Years as a Starter: 1990

Years Lettered: 1990

At Clemson: Set Clemson freshman records for receptions and reception yardage in a season, he shattered both records by over 10 receptions and 100 yards ... set freshman single game record with nine catches against Maryland, most receptions by any Clemson player in nine seasons ... had nine catches for 84 yards and also had four knockdown blocks in that game ... finished 10th in the ACC in reception yards per game, he was 12th in total receptions ... led Clemson in receiving in six of the 12 games, including three of the first four ... had three receptions for 43 yards in the Hall of Fame Bowl ... had at least one catch in every game but the Georgia Tech contest ... had nine games in which he had multiple catches ... had two TD catches, one a 20-yarder against Duke and one an 18-yarder against N.C. State ... had five catches at N.C. State for 63 yards ... had his longest catch of the season against Appalachian State, a 34-yarder ... played at least 35 plays in 11 of the 12 games ... two-time ACC Rookie-of-the-Week, he won the honor against Maryland and N.C. State ... named Clemson's Offensive Player-of-the-Game against Maryland ... started nine of the 12 games, the only three games he did not start, Clemson started two tight ends ... only the second native of Clemson to play for the Tigers in the last 13 years ... strong receiver who posts the best power clean mark by a Clemson wide receiver since 1985, 288-pounds ... his 39-inch vertical jump is also best by a Tiger receiver since strength coaches began keeping stats in 1985, as is his +10.5-inch flexibility, or sit and reach, mark ... fastest receiver on the 1991 squad, he has clocked in at 4.45 in the 40-yard dash ... his time of 9:12 in the 1.5 mile run ranks second on the Clemson offense, third on the entire team.

In 1989: Red-shirted the 1989 season at wide receiver ... the leading receiver for the Tigers in 1990 spring workouts, he had 10 receptions for 161 yards ... turned heads in the Orange and White game with five grabs for 100 yards ... one was a 40-yarder from DeChane Cameron that set up the White team's winning touchdown on the final drive of the game.

In High School: The Player-of-the-Year in South Carolina according to **USA Today** ... also a member of the **Orlando Sentinel's** Dixie Dozen and **Athlon's** Atlantic Coast Blue Chips ... Max Emfinger rated him in the top 10 high school inside receivers in the nation ... selected all-state by the **The Greenville News**, **The Columbia State**, the Associated Press ... the leading vote-getter on the AP team and the Back-of-the-Year by **The Greenville News** ... **SuperPrep** Magazine's All-Midatlantic team ... an honorable mention All-America choice of **Street & Smith's** ... a member of Joe Terranova's Who's Who ... scored South Carolina's only touchdown in the Shrine Bowl ... had an outstanding career at nearby Daniel High School ... coached there by Dick Singleton ... caught 56 passes for 1,168 yards and 12 TDs ... also had seven interceptions for 123 return yards and one TD and one fumble recovery ... returned 33 punts for 6.1 yard average and 25 kickoffs for 20.7 yard average ... majoring in management ... born 4/20/71.

Personality Chart

What is your nickname? Hummie, Smitty

What are your hobbies? Basketball, Tennis

What was your most embarrassing moment? In warm ups against Virginia, I slipped on the wet turf and the fans started laughing, even my teammates started laughing.

What is the best thing about you? My attitude

Person you admire the most? My Mother

Player on the team who will be a surprise this year: Richard Moncrief

What event changed your life? Starting football at an early age

If I could change one thing about the game of football, I would... Make coaches practice with the players.

What bugs you the most? a Liar

What is the best advice anyone ever gave you? "Always listen to what people have to say to you, because they could give you good advice. Don't be close minded."

When you want to impress a girl, what do you do? Tell the truth
People think I am... a shy person

I want people to think I am... The nicest guy to walk on the face of the earth.

What is your favorite food? Pizza

What is your least favorite food? Broccoli

Who is the best athlete you've played against? Dexter Davis

If you could play a different position, you'd play... Defensive Back


What was your favorite thing to pretend when you were a kid? That I was a great basketball player

1990 GAME BY GAME

Date	Opponent	PL	Rec	Yds	Avg	TD	KD
9-1	*Long Beach St.	23	2	16	8.0	0	1
9-8	at Virginia	42	3	54	18.0	0	0
9-15	*at Maryland	49	9	84	9.3	0	4
9-22	*App. State	38	2	67	33.5	0	1
9-29	*Duke	51	2	30	15.0	1	2
10-6	Georgia	48	3	39	13.0	0	0
10-13	*at Georgia Tech	56	0	0	0.0	0	2
10-20	*at N.C. State	42	5	63	12.6	1	1
10-27	*at Wake Forest	42	3	47	15.6	0	3
11-3	*N. Carolina	43	1	15	15.0	0	1
11-17	S. Carolina	39	1	22	22.0	0	2
1-1	*Illinois	33	3	43	14.3	0	2
Totals		506	34	480	14.1	2	19

CAREER STATS

Year	GP-GS	Plays	Rec	Yds	Avg	TD	LG	KDs
1990	12-9	506	34	480	14.1	2	34	19




25

Ronald Williams

TB • 6-1 • 195 • Sophomore

Ninety Six, SC • Ninety Six High School

1990 ACC Rookie-of-the-Year



Williams Fact: Last season Williams became just the second first-year freshman in Clemson history to earn first-team All-ACC honors.

Best All-Around Game: Gained 183 yards on 14 attempts in only 30 plays and scored three touchdowns in the victory over Appalachian State in 1990.

Bowl Experience: Gained 27 yards in 14 attempts while seeing 35 plays of action in Clemson's 30-0 win over Illinois in the 1991 Hall of Fame Bowl.

Highest Honor: Became third player in Clemson history to earn ACC Rookie-of-the-Year honors. First-team Freshman All-American by **Football News**.

NCAA Stat Ranking: 26th in the nation in rushing (91.4 yds/game) in 1990, second among freshmen.

ACC Stat Rankings: Second in rushing (91.4 yds/game)

Fall 1991 Depth Chart Position: First-team tailback

Years as a Starter: 1990

Year Lettered: 1990

Overview: ACC Rookie-of-the-Year and first-team All-ACC ... honorable mention All-American according to UPI and **Football News** ... first-team Freshman All-American according to **Football News** in 1990 ... just the second first-year freshman in Clemson history to be chosen first-team All-ACC, teammate Robert O'Neal is the other ... set a Clemson record for rushing yardage by a first-year freshman, he broke the record by 436 yards ... just 33 yards shy of Terry Allen's record for rushing yardage by any freshman (first-year or red-shirt) ... Allen had 973 in 1987 ... ranked 26th in the nation in rushing, he was second among first-year freshmen, trailing only Robert Smith of Ohio State ... ACC Rookie-of-the-Week for the North Carolina game, he was Clemson's Player-of-the-Game according to the ACC TV Network for the Georgia Tech game ... Clemson radio network Player-of-the-Game against Appalachian State and North Carolina State ... ranked 10th in the nation among tailbacks according to the 1991 **NCAA Preview**, 11th by **Sporting News** and 13th by **Lindy's**.

In 1990: Had his top game against Appalachian State when he rushed for 183 yards in 14 attempts, 13.1 yards a carry, and scored three TDs ... first Clemson freshman to score three TDs in a game and the 183 yards rushing tied for second as far as the best freshman rushing games in Clemson history ... had four 100-yard games, two were against big Clemson rivals, Georgia and South Carolina ... put the momentum on Clemson's side early in the Georgia game when he ran 51 yards for a score, his longest run of the season ... had 128 yards in 23 attempts and scored two TDs against the Dogs, he did all that in just 46 plays ... had 124 yards in 20 attempts against South Carolina, a 6.2 average ... also had 108 yards against Georgia Tech in 17 attempts, he played just 29 of Clemson's 89 snaps that day because of an ankle injury ... missed the Virginia game altogether, Rodney Blunt was Clemson's top tailback at that time of the season ... made his first big contribution against Maryland when he rushed eight times for 37 yards after Blunt injured his ankle ... his most important carry in that game was a two-yard run for a first down on third-and-one, which allowed Clemson to run out the clock ... ranked second in the ACC in rushing, second highest finish ever for a Clemson freshman ... scored eight touchdowns last season to tie Kenny Flowers's record for touchdowns by a freshman ... led Clemson in rushing six times, all in the last eight games of the regular season ... had 178 carries in 432 snaps played for the season, only one other Tiger even had 100 attempts all season ... carried the ball 41 percent of the time he was in the game.

In High School: A **SuperPrep** All-American ... that publication also made him an All-Midatlantic choice and rated him as the region's 17th best prospect ... named the amateur Achiever-of-the-Year in South Carolina by **USA Today** ... the Most Valuable Offensive Player in Shrine Bowl ... **Greenville News** All-State choice ... a third-team All-American according to **Blue Chip** magazine ... also chosen all-state by **The State** and **USA Today** ... named the Class AA Player-of-the-Year by **The State** newspaper ... gained 1740 yards on 205 carries as a senior ... scored 38 touchdowns, second best in state history, in his senior season ... gained 1054 yards as a junior ... an outstanding track athlete who won the state championship in the 110M high hurdles (14.42) and long jump as a junior and senior ... long jumped 23'3" at state meet ... attended Ninety Six High School and played for coach Wayne Sweeney ... his high school team had only 20 players for most of his senior year, his coach had the reputation of a task master ... majoring in financial management ... born 5/19/72.

Personality Chart

What is your nickname? 2, 5

What was your most embarrassing moment? When I didn't get to play in the Virginia game.

What is the best thing about you? I am surrounded by great people

What is the weirdest thing about you? My arms are too long

Person you admire the most? DeChane Cameron

Player on the team who will be a surprise this year: Tony Mauney

What event changed your life? When my dad hit me in the head for doing something wrong.

If I could change one thing about the game of football, I would: Make two quarters shorter

What bugs you the most? A person that talks too much

What is the most important thing you've learned since coming to Clemson? Always keep God first

When you want to impress a girl, what do you do? Show out on Saturdays in Death Valley.

If I were a head coach, I would... try to change the way people think of athletes (away from the negative)

Who is the best athlete you've played against? Shawn Moore

If you could play a different position, you'd play... Defensive Back

What was your favorite thing to pretend when you were a kid? I was a race car driver.

What is your worst fear? Myself

1990 GAME BY GAME

Date	Opponent	PL	Att	Yds	Avg	TD	LG
9-1	Long Beach State	18	6	38	6.3	1	16
9-8	at Virginia			Did not play			
9-15	at Maryland	40	8	37	4.6	0	9
9-22	*App. State	30	14	183	13.1	3	46
9-29	*Duke	53	15	70	4.7	0	26
10-6	*Georgia	46	23	128	5.6	2	51
10-13	*at Georgia Tech	29	17	108	6.3	0	25
10-20	*at N.C. State	61	26	95	3.6	0	22
10-27	*at Wake Forest	37	16	75	4.7	1	19
11-3	*N. Carolina	43	19	56	2.9	1	19
11-17	*S. Carolina	40	20	124	6.2	0	31
1-1	*Illinois	35	14	27	1.9	0	12
Totals		432	178	941	5.3	8	51


CAREER STATS

Year	GP-GS	Plays	Att	Yds	Avg	TD	LG	Rec	Yds	Aug	TD	All-Purpose	Yds/Play
1990	11-9	432	178	941	5.29	8	51	1	1	1.0	0	179-942	5.26

6

**ROD
ADAMS**

6-2, 229, *Freshman, OLB
Cordele, GA Crisp Co. HS



Adams Fact: Adams had what is believed to be a Clemson Spring Game record five tackles for loss in the 1991 contest.
Fall 1991 Depth Chart Position: Second-team outside linebacker behind Ashley Sheppard.

At Clemson: Red-shirted the 1990 season at outside linebacker, he turned heads with a fine performance last spring ... had 21 tackles in the four spring scrimmages, that mark tied for fourth on the Tiger squad ... led the team in tackles for loss in spring scrimmages with six for 24 negative yards ... led all players in tackles in the annual Orange and White spring game with 11 for the victorious White squad ... he set up camp in the Orange backfield that day with five tackles for loss to his credit, including two sacks for a loss of 16 yards ... power cleans 309 pounds ... posts the second-fastest 40-yard dash time among Tiger outside linebackers at 4.62.

In High School: Named AAA Player-of-the-Year in Georgia his last season ... also named to the **Atlanta Constitution** All-State team as a junior and senior ... a preseason Super 11 choice of the **Atlanta Constitution** ... a member of Max Emfinger's top 300 in the Southeast ... a **G&W Report** All-ACC area and all-state selection ... a member of Joe Terranova's Who's Who list ... recorded 184 tackles as a senior including 108 first hits and 76 assists ... scored five touchdowns as a senior ... had 154 tackles in his junior campaign including 15 sacks ... also intercepted three passes, caused two fumbles, and recovered a fumble ... played in the Georgia North-South game ... averaged 12 points and six rebounds a game as a senior in basketball as a power forward ... also played third base and pitched in baseball ... attended Crisp Co. High School where he played for Coach Sam Barrs ... came to Clemson from same hometown as former Tiger basketball great Tree Rollins, who is entering his 15th year in the NBA ... majoring in accounting ... born 5-23-72.

In High School: An outstanding performer on both sides of the ball ... played offensive and defensive line for Coach Gary Zetts ... starred at Struthers High School in the Youngstown area ... named all-conference and all-area ... selected to the **Youngstown Vindicator** All-Area team as a junior and senior ... conference shotput champion in high school for the 1989 season with a 49-11 mark, it was his only season with the track team ... majoring in financial management ... born 12-6-70.

Year	Blinsky Career Stats		KD
	GP-GS	Plays	
1990	1-0	6	0

33

**RODNEY
BLUNT**

5-10, 200, *Sophomore, TB
Pensacola, FL Pine Forest HS



Blunt Fact: Blunt averaged 5.0 yards a rush on his last 22 attempts of the 1990 regular season.

Fall 1991 Depth Chart Position: Second-team tailback
Best All-Around Game: Gained a career high 65 yards on 12 attempts against South Carolina in the final regular season game of 1990. Also caught a pass for nine yards in that game.

Bowl Experience: Gained 10 yards in four rushes and caught a pass for 16 yards in 15 plays of action against Illinois in the 1991 Hall of Fame Bowl.

Years Lettered: 1990

At Clemson: Second-team tailback in 1990, who finished the regular season of 1990 with his best performance, rushing for 65 yards on 12 carries and catching a key nine-yard pass against South Carolina ... named the ACC Newcomer-of-the-Year by the **Sporting News** preseason book, but an injury slowed his progress early in the season ... started the first three games before injuring an ankle in the third game versus Maryland ... sat out the next two games, the Appalachian State and Duke contests, then played sparingly over the next few games ... fourth on the team in rushing with 274 total yards on 77 carries, he also had five receptions for a pickup of 38 yards ... fifth on the team in total offense and eighth in all-purpose running ... scored two touchdowns in his first career start, the season opener versus Long Beach State ... gained 56 yards the next week versus Virginia ... carried the ball 35 times in the first three games, sat out the next two games, then rushed only 16 times in the next four contests ... had 10 carries for 44 yards in the win over North Carolina ... had his longest scoring run and longest run overall against Georgia when he scored on a 26-yard carry in the fourth period ... had two brothers serve United States in Saudi Arabia during Operation Desert Storm ... strong runner who leads all Tiger tailbacks in the bench press with a 385-pound mark and in the power clean at 293 pounds ... that power clean mark ranks 10th among offensive players ... his 33-inch vertical jump ranks second among all running backs ... **Sporting News** named him a second-team preseason all-conference choice for 1990.

In 1989: Saw considerable action in the first game of 1989, but injured his thumb at Virginia Tech and was forced to red-shirt the season with a medical hardship ... forced into action early when starter Terry Allen did not play in the season opener with Furman, he turned heads in that contest with 24 hard-earned yards on 10 carries ... did not play the next week versus Florida State, he came in for only three plays and did not carry the ball versus Virginia Tech ... had more carries and more yardage than any other rusher during spring scrimmages of 1990 ... leading rusher for the Orange team in the Orange and White Game, he picked up 62 yards on nine attempts and scored the Orange team's only offensive touchdown (the

74

**NICK
BLINSKY**

6-5, 260, *Sophomore, C
Struthers, OH Struthers HS



Blinsky Fact: Nick is the only member of the 1991 Clemson team from the state of Ohio.

Fall 1991 Depth Chart Position: Third-team center

At Clemson: Reserve offensive lineman who saw action in the first game of the season, six plays versus Long Beach State, and did not get into a game the rest of the year ... played offensive guard last year, he will be a center in 1991 ... has improved all of his strength stats since coming to Clemson, he has upped his bench press by 55 pounds, his leg sled by 30 pounds, and his power clean by 22 pounds ... he has also bettered his 40-yard dash time by two-tenths of a second.

In 1989: Red-shirted the 1989 season ... gained valuable experience in practice, he weighed 16 pounds less at the end of spring drills than when he reported to school in August of 1989 ... plagued by minor injuries in preseason practice that slowed his progress.

other came on a blocked punt).

In High School: A highly touted athlete who led his team to a 13-0 record and the high school national championship ... played for **USA Today** National Coach-of-the-Year, Carl Madison, at Pine Forest High in Pensacola ... his team's most valuable offensive player for three straight years ... named to the Florida Super Seniors 24 team ... also named to the **Orlando Sentinel's** Super Series ... one of the top 20 running backs in the nation according to Joe Terranova ... rushed for 1,682 yards and 20 touchdowns as a senior ... rushed for over 1,300 yards as a junior ... led Pine Forest to a 13-1 record and 26-1 over the last two years and two state championships ... an honorable mention All-America choice according to **USA Today** ... Max Emfinger's National High School Recruiting Service rated him as the ninth best speed running back in the nation ... participated on the school's weightlifting team and finished second in the state weightlifting meet ... participated in the Georgia-Florida All-Star Football game ... voted offensive MVP in this all-star game ... played with Emmitt Smith (former Florida RB) in high school ... came to Clemson with high school teammate, Jason Davis, now a Tiger wide receiver ... majoring in sociology ... worked this summer in a sports medicine clinic in Pensacola, FL ... born 3/27/71 in Pensacola, FL.

Personality Profile

Nickname: Rock

Hobbies: Antique trucks.

What is the best thing about you? I'm hard, but I'm fair.

What is the weirdest thing about you? My sense of humor. I don't have one.

Person you admire the most: My father, Frank Blunt.

Player on the team who will be a surprise this year: Jason Davis

If I could change one thing about the game of football, I would: Loosen the rules on uniforms.

What is the best advice anyone ever gave you? "Nothing is going to come to a sleeper but a dream."

What is the most important thing you've learned since coming to Clemson? Only the strong will survive.

When you want to impress a girl, what do you do? Buy roses and let her drive my truck.

When you are 45-years old, what do you want to be doing? Living large on the beach.

People think you are: Mean.

You want people to think you are: A role model.

What is your favorite food? Sunflower seeds.

What is your least favorite food? Okra.

Who is the best athlete you've played against? Emmitt Smith

If you could play a different position, you'd play: Defensive lineman.

What was your favorite thing to pretend when you were a kid? That I was a gangster.

What is your worst fear? Drowning.

1990 Game by Game Stats

Date	Opponent	PL	Att.	Yds	Avg	TD	LG	Rec-Yds
9-1	*Long Beach St.	28	11	26	2.4	2	11	1-11
9-8	*at Virginia	49	18	56	3.1	0	8	1-2
9-15	*at Maryland	33	6	1	0.2	0	3	1-0
9-22	Appalachian St.	Did Not Play - Ankle Injury						
9-29	Duke	Did Not Play - Ankle Injury						
10-6	Georgia	7	3	36	12.0	1	26	
10-13	at Georgia Tech	17	5	17	3.4	0	8	
10-20	at N.C. State	7	2	5	2.5	0	4	
10-27	at Wake Forest	19	6	14	2.3	0	5	
11-3	North Carolina	27	10	44	4.4	0	11	
11-17	South Carolina	25	12	65	5.4	0	18	1-9
1-1	Illinois	15	4	10	2.5	0	6	1-16
Totals		227	77	274	3.6	3	26	5-38

Blunt Career Stats

Year	GP-GS	Plays	Att	Yds	Avg.	TD	LG	Rec	Yds
*1989	2-0	22	10	24	2.4	0	12	1	8
1990	10-3	227	77	274	3.6	3	26	5	38
Totals	12-3	249	87	298	3.4	3	26	6	46


*-Received medical hardship for 1989 due to thumb injury.

Rob Bodine — see page 65.

48

DOUG BOLIN

6-0, 225, *Senior, RB
Blacksburg, SC Blacksburg HS



Bolin Fact: Did not play in any games in 1990, but had at least one carry in each of the last four games of 1989.

Fall 1991 Depth Chart Position: Reserve tailback.

Best All-Around Game: Had 13 yards in three attempts and had a knockdown block against Wake Forest in 1989.

Bowl Experience: Had one carry for six yards against West Virginia in the 1989 Mazda Gator Bowl.

At Clemson: Showed promise this past spring after not appearing in a game in 1990 ... he was the third-leading rusher for Clemson in four spring scrimmages, gaining 101 yards on 10 carries ... that 10.1 yards per carry mark was the best on the team for players with five or more attempts ... scored a touchdown for the victorious White team in the annual Orange and White Game ... had three carries for 51 yards in the first scrimmage of the spring on March 14 ... has increased his bench press mark by 70 pounds since coming to Clemson, it now stands at 365 to rank third among 1991 Tiger running backs.

In 1989: Reserve running back in 1989 who did not play in the first eight games of the season, but was in for 23 plays in the last four games ... carried the ball at least once in each of the last four games after not appearing in any of the first eight games of 1989 ... had eight carries for a gain of 34 yards and a 4.25 average in those contests ... had three carries for a gain of 13 yards in the win over Wake Forest and was 3-12 the next week at North Carolina ... in for a high of nine plays in the Wake Forest contest ... red-shirted the 1988 season as a running back, but gained valuable experience in practice ... sat out the 1987 season due to Proposition 48 so he had not played a competitive football game against outside competition in two years before the 1989 season.

In High School: **USA Today** honorable mention All-American ... Associated Press and **Greenville News** all-state ... **Orlando Sentinel** Dixie Dozen honorable mention ... honorable mention **Bally All-American** ... Adidas All-American ... earned 12 letters in high school including four in football, four in basketball, and four in track ... two-time 1,000-yard rusher for Johnny Gibson at Blacksburg High School ... took his high school to a 10-3 record and lost in overtime in the Upperstate Championship ... 1986 Shrine Bowl standout ... voted top offensive back, offensive player, and team captain at Blacksburg High ... Max Emfinger listed him in the top 10 in the south at his position ... majoring in industrial education ... born 11/28/67, he is the oldest player on the 1991 team.

Bolin Career Stats


Year	GP-GS	Plays	Att	Yds	Avg	TD	LG
1989	4-0	23	8	34	4.3	0	11

Bruce Bratton — see page 67

51

MIKE
BROWN

6-3, 255, *Graduate, C
Pell City, AL Pell City HS



Mike Brown Fact: Will join Bruce Bratton as a graduate student on Clemson's starting offensive line this year.

Fall 1991 Depth Chart Position: First-team center.

Best All-Around Game: Had a 72 percent grade and three knockdown blocks in 50 plays of action against Illinois in the 1991 Hall of Fame Bowl.

Bowl Experience: Started the 1991 Hall of Fame Bowl victory against Illinois and had 36 pluses in 50 plays. Played 10 snaps as a reserve against West Virginia in the 1989 Gator Bowl.

Years Lettered: 1989, 1990

At Clemson: The Tigers' number-one center heading into the 1990 season, he started the first two games versus Long Beach State and Virginia ... played in all but two games, the Maryland and Georgia Tech contests ... saw his season high in terms of action in the Hall of Fame Bowl win over Illinois, he was the starter in that contest and was in for 50 snaps, 74 percent of the total plays ... tallied four knockdown blocks in only 27 plays versus Long Beach State, that was his first career start ... had at least a 70% grade in each of his last five games, Clemson won all five ... played double figures in all 10 games he played in last season ... snapped the ball 41 times in the loss at Virginia ... a second-team preseason All-ACC center according to the **Sporting News** ... strong, agile athlete whose standing broad jump mark of 113" is the best for a Tiger offensive lineman since 1985 ... also among the team leaders in the bench press with a 450-pound mark, that is a 150-pound increase since 1987 ... leads all 1991 Clemson offensive linemen in power ratio (strength based on body weight), in the 40-yard dash with a 4.85 clocking, and in the vertical jump at 33" ... has worked as hard in the classroom as he has in the weightroom, he earned a 3.33 GPA for the 1990-91 academic year ... is slated to graduate in August, 1991.

In 1989: Saw action in nine games in 1989 and was in for 89 snaps ... saw his season-high in terms of action in the victory over Wake Forest when he stood over the ball for 19 snaps ... played backup to senior Hank Phillips ... a defensive lineman in high school who played tight end in 1988 at Clemson ... recorded seven KDs for the 1989 season, he was credited with a pair in the North Carolina contest, when he was in for 17 snaps ... did not play in the Duke, Georgia Tech or N.C. State contests.

In 1988: Reserve tight end in 1988, he moved over to center during spring drills of 1989 ... listed as the number-two center heading into fall practice ... played one snap at tight end in 1988 ... came to Clemson as a defensive end, he red-shirted the 1987 season at tight end.

In High School: All-State selection in talent-rich Alabama ... earned three monograms, all in football ... Most Valuable Defensive Lineman on his high school team ... played for Lyle Darnell at Pell City High and went 11-3 his senior year ... named permanent team captain his senior year ... also chosen club's outstanding defensive lineman ... chosen to Super Seniors of Alabama, and **Lindy's** Southeastern Guide to Bluechips ... three-year starter for club that was 27-3 during Brown's career ... averaged 15 tackles a game his senior year ... had 15 tackles, two sacks and two fumble recoveries in best game of his career ... majoring in Recreation and Park Administration ... born 3/15/69 in Pell City, AL.

1990 Game by Game Stats

Date	Game	+	-	Plays	GR	KD
9-1	*Long Beach State	19	8	27	70	4
9-8	*at Virginia	26	15	41	63	0
9-15	at Maryland			Did Not Play		
9-22	Appalachian St.	8	4	12	67	0
9-29	Duke	16	4	20	80	1
10-6	Georgia	11	7	18	61	0
10-13	at Georgia Tech			Did Not Play		
10-20	at N.C. State	11	4	15	73	0
10-27	at Wake Forest	10	2	12	83	0
11-3	North Carolina	12	3	15	80	0
11-17	South Carolina	7	3	10	70	1
1-1	*Illinois	36	14	50	72	3
Totals		156	64	220	72	9


Mike Brown Career Stats

Year	GP-GS	Plays	KDs
1988	1-0	1	0
1989	9-0	89	8
1990	10-3	220	9
Totals	20-3	310	17

23

NORRIS
BROWN

6-0, 190, *Junior, ROV
Conway, SC Conway HS



Norris Brown Fact: After playing just 79 snaps on defense over the last two years, Brown is slated to take over the starting roverback position in 1991.

Fall 1991 Depth Chart Position: First-team roverback.

Bowl Experience: Had two tackles in eight plays in the 1991 Hall of Fame Bowl victory over Illinois.

Years Lettered: 1990

At Clemson: Reserve defensive back who played in every game of the 1990 season and saw action in 73 snaps from scrimmage ... should see more playing time in 1991 as the Tigers lose three starters from the defensive secondary ... member of the Tiger special teams, he played special teams only in six games ... saw a season-high in terms of action versus Appalachian State, he was in for 22 plays ... had the only tackle for loss of his career in that Tiger victory ... had a pair of tackles and the first interception of his career in only seven plays against Georgia ... suffered a knee injury in the annual Orange and White Spring Scrimmage, he underwent arthroscopic surgery and spent the rest of spring semester in rehabilitation ... strong athlete whose 7.26 power ratio (strength based on bodyweight) is one of the best on the team ... has the second-best bench press mark among Tiger defensive backs at 340 pounds ... his 740-pound leg sled mark also ranks second among DBs who have seen action in a game, as does his 275-pound power clean mark ... has clocked in at 4.43 in the 40-yard dash ... has a 39½" vertical jump, that mark is second-best for a Clemson player since 1985 and best on the team this year.

In 1989: Reserve defensive back who saw action in seven games in 1989, mostly on special teams ... in for only six plays from scrimmage, he had two special teams tackles ... listed as the Tigers' second-team safety heading into 1990 pre-fall drills behind All-ACC player Robert O'Neal ... red-shirt defensive back in 1988 ... did well in spring scrimmage of 1989, averaging five tackles per scrimmage.

In High School: One of eight Shrine Bowlers to select the Tigers in 1988 ... a member of **The (Columbia) State** all-state team ... also chosen all-state by **The Greenville News** ... a member of Max Em-

finger's **National High School Recruiting Service's** national top 375 ... recorded 68 tackles as a senior ... also had three fumble recoveries, including one for a touchdown, three interceptions, and four passes broken up ... played for Chuck Jordan at Conway High ... majoring in industrial education ... born 12/15/69 in Conway, SC.

Personality Profile


What is your nickname? Downtown
What are your hobbies? Volleyball
What was your most embarrassing moment? Walking out on a wet step and falling on my back.
What is the best thing about you? My friendly personality.
What is the worst thing about you? I talk too fast sometimes and no one can understand me.
What is the weirdest thing about you? I collect fishing caps.
Player on the team who will be a surprise this year: Tony Kennedy.
What event changed your life? Injuring my knee last spring. I don't take things for granted anymore.
If you could change one thing about the game of football, you would: Not change a thing.
What bugs you the most? Being late.
What is the best advice anyone ever gave you? "Success is there for the taking — so take it!"
What is the most important thing you've learned since coming to Clemson? Following through on your education is the most important thing.
What is your favorite food? Steak and Potatoes.
What is your least favorite food? Liver
Who is the best athlete you've played against? Dexter Davis.
If you could play a different position, you'd play: Receiver.
What was your favorite thing to pretend when you were a kid? That I was a Clemson football player.
What is your worst fear? Receiving an injury that can't be fixed.

Norris Brown Career Stats

Year	GP-GS	Plays	Hits	Ast	Tot
1989	7-0	6	1	1	2
1990	12-0	73	8	1	9
Totals	19-0	79	9	2	11

1 DWAYNE BRYANT

6-2, 195, Sophomore, WR
 Tallahassee, FL Lincoln HS



Bryant Fact: A defensive back in high school, Bryant led the state of Florida in interceptions in 1989 with 12.

Fall 1991 Depth Chart Position: Third-team flanker.

Bowl Experience: Saw 10 snaps of action as a reserve wide receiver against Illinois in the 1991 Hall of Fame Bowl.

Years Lettered: 1990

At Clemson: Reserve wide receiver in 1990 who saw action in 10 games and was in for 70 snaps ... did not catch a pass all year, he was never the intended receiver ... saw his season-high in terms of action in the win at Wake Forest, he played 17 plays and had two knockdown blocks in that contest ... in for 11 snaps in the season opener versus Long Beach State and 10 snaps in the Hall of Fame Bowl while playing in his home state ... listed as the Tigers' number-two split end behind returning starter Terry Smith heading into fall workouts ... increased his bench press by 65 pounds in his first year at Clemson ... he has also bettered his flexibility rating by 4.5".

In High School: A member of the Florida Super 24 ... chosen in the **Orlando-Sentinel's** top 10 in Florida, the only wide receiver in that group ... also caught 46 passes for 805 yards and 10 TDs ... one of the top 75 players in the southeast according to Max Emfinger ... a **Blue Chip** All-Southeast and third-team All-American ... also named All-Southeast by Tom Lemming and the G&W report ... an all-state choice of **USA Today** ... **G&W Report** also selected him to the all-state team and named him to their top 250 list ... an honorable mention All-America choice of **Street & Smith** ... helped lead Lincoln High School to the semifinals in the AAAA playoffs ... selected to play in the Florida North-South game ... as a junior, he was named second-team all-state, first-team all-conference and all-city ... had 40 receptions for 714 yards and 10 TDs as a junior ... also had 62 tackles, six interceptions, and three sacks that year ... played forward in basketball and averaged 16 points per game as a junior ... high jumped 6'6" and ran a 22.8 in the 200 meters in track ... attended Lincoln High School where he was coached by Steve Hardin ... majoring in sociology ... born on 4-26-71.

Personality Profile

What is your nickname? "Glue"
What are your hobbies? Basketball, playing cards.
What was your most embarrassing moment? I got caught stealing a candy apple at the fair when I was young.
What is the worst thing about you? My weight (I want to play at 175).
Player on the team who will be a surprise this year: Richard Moncrief.
What bugs you the most? Getting up in the morning.
What is the best advice anyone ever gave you? "Look, listen and learn."
What is the most important thing you've learned since coming to Clemson? That no one is going to do your work for you.
When you want to impress a girl, what do you do? Tell jokes.
When you are 45-years old, what do you want to be doing? Be the Police Chief in an urban city (about 800,000 population).
If you were a head coach, you would: Give everyone a chance to prove themselves.
People think you are: Crazy, undercover, sneaky.
What is your favorite food? Fried racoon.
Who is the best athlete you've played against? Emmitt Smith's younger brother, Eric.
If you could play a different position, you'd play: Free Safety.

Bryant Career Stats

Year	GP-GS	Plays	Rec	KD
1990	10-0	70	0	4

1991 Bowl Schedule

Date	Bowl/Time (EST)	Site
Dec. 14	California Raisin, 4 p.m.	Fresno, Calif.
Dec. 25	Eagle Aloha, 3:30 p.m.	Honolulu, Hawaii
Dec. 27	Freedom, 9 p.m.	Anaheim, Calif.
Dec. 28	Blockbuster, 9 p.m.	Miami, Fla.
Dec. 29	Independence, 8 p.m.	Shreveport, La.
Dec. 29	Liberty Football Classic, 8 p.m.	Memphis, Tenn.
Dec. 29	Mazda Gator, 8 p.m.	Jacksonville, Fla.
Dec. 30	Thrifty Car Rental Holiday, 8 p.m.	San Diego, Calif.
Dec. 31	John Hancock, 12:30 p.m.	El Paso, Texas
Dec. 31	Domino's Copper, 8 p.m.	Tucson, Ariz.
Jan. 1	Peach, 11:30 a.m.	Atlanta, Ga.
Jan. 1	Hall of Fame, 1 p.m.	Tampa, Fla.
Jan. 1	Mobil Cotton, 1:30 p.m.	Dallas, Texas
Jan. 1	Florida Citrus, 1:30 p.m.	Orlando, Fla.
Jan. 1	Fiesta, 4 p.m.	Tempe, Ariz.
Jan. 1	Rose, 5 p.m.	Pasadena, Calif.
Jan. 1	Federal Express Orange, 8 p.m.	Miami, Fla.
Jan. 1	USF&G Sugar, 8:30 p.m.	New Orleans, La.

89

BRENTSON BUCKNER

6-3, 315, *Sophomore, NG
Columbus, GA Carver HS



Buckner Fact: Averaged one tackle for every 4.89 plays last year, the best plays-per-tackle figure by a Clemson player in five years, even better than Michael Dean Perry had in 1987.

Fall 1991 Depth Chart Position: Second-team middle guard.

Best All-Around Game: Had four tackles, including a four-yard sack, in just 14 snaps of action against Wake Forest.

Bowl Experience: Had a career high tying five tackles in 30 plays as a reserve middle guard in the 1991 Hall of Fame Bowl win over Illinois.

Years Lettered: 1990

At Clemson: Second-team nose guard who saw action in 10 games and 137 snaps last season behind all-conference player Rob Bodine ... second leading tackler in spring scrimmages with 24, he had two tackles for loss ... saw considerable action due to the injury to starter Rob Bodine ... led the Orange squad in tackles in the Orange and White Game with eight ... moved to the backup slot at middle guard in the middle of last season ... had a fine performance while seeing limited action versus Georgia, he had three tackles and another four-yard sack in only 11 plays ... had 28 total tackles for the season and four tackles for loss, even though he did not play in the last two regular season games due to an ankle injury ... had three first hits and a two-yard tackle for loss in his first collegiate game, the season opener versus Long Beach State ... noted for his quickness in spite of his size, he has run 4.85 in the 40-yard dash ... one of the strongest players on the Clemson squad, he set the all-time record in the leg sled for a Tiger football player last winter with a 1040-lb. lift ... that mark is 240-pounds higher than his freshman season ... bench presses 425-pounds, among the best marks for 1991 Tigers ... power cleans 310 pounds ... competed in one track meet at Clemson, winning the shot put competition while throwing unattached at the Tiger Opener indoor meet on December 1, 1990.

In 1989: Red-shirted the 1989 season at nose guard but saw considerable action in the spring of 1990 despite missing time due to a torn ligament in his left ankle ... had 11 tackles including a five-yard stop for loss in spring drills.

In High School: Recruiting analyst Max Emfinger called him "One of the biggest diamonds in the rough in the nation" ... Emfinger's **National High School Recruiting Service** rated him as the fourth best player in the south heading into his senior season ... that service made him a second-team All-American in its preseason magazine ... an honorable mention All-American selection according to **Street & Smith** ... **SuperPrep Magazine** All-Dixie choice ... named to the All-Georgia team by Tom Lemming ... an all-state performer according to **The Atlanta Constitution** ... the 23rd best player in Georgia according to that publication ... had 85 tackles as a junior and 112 as a senior ... recorded 16 sacks and an incredible 15 caused fumbles in his career ... also had eight sacks and 28 tackles in one game for school records ... even played fullback, where he rushed for 395 yards, and kicked off ... earned 12 letters in high school, four in football, three in basketball, three in track and two in baseball ... an outstanding track performer ... throws the shot 58-3 1/3 feet and discus 161 feet ... won the state shotput competition and finished seventh in the discus ... played for an outstanding Carver High School team ... coached by Wallace Davis ... has seven sisters and two brothers ... majoring in English ... born 9/30/71.

Personality Profile

What is your nickname? X-Rated

What are your hobbies? Listening to music, fishing.

What was your most embarrassing moment? Jumping offsides in my first game in Death Valley.

What is the best thing about you? My smile.

What is the worst thing about you? The way I act towards some people.

Player on the team who will be a surprise this year: Tim Jones.

If you could change one thing about the game of football, you would: Change the rules on the uniforms.

What bugs you the most? When people try so hard to be noticed.

What is the best advice anyone ever gave you? "Treat everyone the same no matter how you feel about them."

What is the most important thing you've learned since coming to Clemson? Life is filled with ups and downs.

When you want to impress a girl, what do you do? Smile, to show off my dimples.

When you are 45-years old, what do you want to be doing? Enjoying life to the fullest, watching Clemson football from my personal skybox.

You want people to think you are: A nice, well-respected person, but on the field I'm "X-Rated".

What is your favorite food? Chicken

What is your least favorite food? Steak.

Who is the best athlete you've played against? Ed King (Auburn)

If you could play a different position, you'd play: Strong Safety.

What was your favorite thing to pretend when you were a kid?

I would pretend that I was a gangster.

What is your worst fear? Not living life to the fullest.

1990 Game by Game Stats

Date	Game	PL	Hit	Ast	Tot	TL-Yds	Sacks
9-1	Long Beach St.	12	3	0	3	1-2	
9-8	at Virginia	13	3	2	5	1-1	
9-15	at Maryland	14	2	1	3		
9-22	Appalachian St.	14	0	1	1		
9-29	Duke	12	1	1	2		
10-6	Georgia	11	2	1	3	1-4	1-4
10-13	at Georgia Tech	5	1	0	1		
10-20	at N.C. State	12	0	1	1		
10-27	at Wake Forest	14	2	2	4	1-4	1-4
11-3	North Carolina	Did Not Play - Injured Ankle					
11-17	South Carolina	Did Not Play - Injured Ankle					
1-1	Illinois	30	1	4	5		
Totals		137	15	13	28	4-11	2-8

Buckner Career Stats

Year	GP-GS	Plays	Hits	Ast	Tot	TL-Yds	Sacks	PBU
1990	10-0	137	15	13	28	4-11	2-8	0

CLEMSON'S HIGHEST SCORING QUARTERS

1st Q	2nd Q	3rd Q	4th Q	Site, Opp., Score	Date
	35			h-Wake Forest (82-24)	10/31/81
	28			h-Presbyterian (55-0)	9/23/50
		28		a-Boston Co. (35-14)	11/11/50
			28	h-Auburn (34-0)	11/24/51
			28	h-Furman (42-14)	11/26/60
			28	a-Maryland (49-25)	11/12/88
	27			h-Presbyterian (76-0)	9/22/45
		27		a-Virginia (47-0)	9/26/59
			27	h-Duke (30-22)	10/19/58
		26		h-Presbyterian (76-0)	8/22/45
26				h-Presbyterian (53-13)	9/20/52
		26		h-The Citadel (59-0)	11/27/54
	24			h-VMI (57-12)	11/11/44
	24			h-Va. Tech (40-7)	9/3/88
	23			a-N. Carolina (37-29)	10/10/73
	23			h-The Citadel (58-3)	9/16/78
			22	a-Furman (56-3)	11/28/59

42

GREG
BURK



6-2, 230, *Sophomore, FB
Lawton, OK Lawton HS

Burk Fact: Ran a 4.53 in the 40 on April 10, 1991, best time among Clemson fullbacks.

Fall 1991 Depth Chart Position: Reserve fullback.

At Clemson: Reserve Tiger fullback who carried the ball three times in six plays against Long Beach State in the season opener, he gained five yards on those three attempts ... did not see action again for the remainder of the season ... has the best time among 1991 Tiger fullbacks in the 40-yard dash ... also leads that group in the standing broad jump with a 111½" measurement.

In 1989: Red-shirted the 1989 season at fullback ... gained experience during 1990 spring drills when injuries to starter Tony Kennedy kept him out of practice ... gained 92 yards on 18 rushing attempts for a 5.11 average.

In High School: Came to Clemson from an outstanding program in Lawton, OK ... had a fine career on defense with 247 tackles, 36 sacks and 61 tackles for loss ... offensively, picked up 400 yards in 58 attempts (6.8) as a senior ... had 65-233 as a junior ... played 35 career games ... did not carry the ball often as his excellent blocking led the way for his backfield partner and **Parade** All-American Dewell Brewer ... an all-conference selection ... played at Lawton High School where he was All-Area three years and made All-District and All-Midland Team for three years ... coached by Darrell Ahlschlager and was part of a state championship team his junior year ... **Max Emfinger's National High School Recruiting Service** rated him as the 44th best prospect in the Midland region ... earned three letters in football, one in wrestling and one in baseball ... a cousin, David Burk, played for LSU (1957-61) ... Greg used to play in a rock band and is a Led Zeppelin fan ... also collects baseball cards ... played high school ball with Tiger DB and track All-American James Trapp ... majoring in industrial education ... born 1/16/71 in Fort Sill, OK.

Burk Career Stats

Year	GP-GS	Plays	Att	Yds	Avg	TD	LG
1990	1-0	6	3	5	1.7	0	3

86

ARTHUR
BUSSIE



6-4, 230, *Sophomore, OLB
Camden, NJ Camden HS

Bussie Fact: Set a Clemson single game record with six special teams tackles against Long Beach State in 1990.

Fall 1991 Depth Chart Position: Third-team outside linebacker.

Best All-Around Game: Had a career high seven tackles against Long Beach State in the first game of his career, that total led the Clemson defense that day.

Bowl Experience: Had one tackle in 10 plays of action in the 1991 Hall of Fame Bowl victory over Illinois.

Years Lettered: 1990

At Clemson: Another dominant player in Clemson's group of linebackers ranked second in the nation by the **Sporting News'** preseason book ... saw action on special teams only in the Virginia and Maryland games after leading team in tackles in opener vs. Long Beach St. and was in for 14 plays versus Appalachian State, when he made two tackles, one was a five-yard sack ... also recovered a fumble in that Tiger win ... had two tackles the next week versus Duke, he suffered a hip injury in that contest and did not play again until the Hall of Fame Bowl contest versus Illinois, when he was in for 10 plays and registered one tackle ... tied for sixth on the 1990 team in special teams tackles, even though he did not see action in six games ... did not attend Clemson during the 1991 spring semester due to academic difficulties ... returned for summer school in 1991 ... has worked hard in the strength training room over the summer, he has bettered his 710-pound leg sled mark by 90 pounds over what it was in the summer of 1990 ... has a 34½" vertical jump ... bench presses 365 pounds ... had 12 tackles for loss in 1990 spring scrimmages, twice as many as any other defensive player ... seven of those stops for loss were quarterback sacks ... totaled 38 tackles in scrimmages to rank second on the team during 1990 spring workouts ... top defensive player in the 1990 Spring Game with six tackles and three for loss, including two sacks.


In High School: One of the most decorated signees for Clemson in 1989 ... Max Emfinger called him the second-best defensive end in the nation ... **The Atlanta Constitution** rated him as the nation's eighth best player ... a top 100 choice by the **Louisiana Times Picayune** ... **USA Today** selected him to their Super 102 ... also played tight end in high school where he caught 26 passes for 620 yards and four TDs ... recorded 16 sacks in 1988 ... enjoyed an outstanding junior year that saw him record 126 tackles and 16 sacks ... a **USA Today** honorable mention All-American ... Tom Lemming rated him as the top player in New Jersey ... Joe Terranova's All-East and Who's Who selection ... Terranova also rated him as the nation's fourth best tight end ... Emfinger's All-Northeast team and second-team All-American in the preseason ... from the same hometown as current Tiger Kelvin Hankins and former all-conference guard Eric Harmon ... played at the same high school as former Heisman Trophy winner and current pro Mike Rozier ... played for Bill Simpson in high school ... majoring in industrial education ... born 2/25/69.

Bussie Career Stats

Year	GP-GS	Plays	Hit	Ast	Tot	TFL	Sacks	CF-RF	QP
1990	6-0	29	7	6	13	1-5	1-5	1-1	1

57

DARREN
CALHOUN



6-2, 225, *Sophomore, LB
McCormick, SC McCormick HS

Calhoun Fact: Calhoun was named a Clemson Scholar based on his work in high school.

Fall 1991 Depth Chart Position: Third-team inside linebacker.

Best All-Around Game: Had four tackles, including three first hits in just 19 snaps in his first career game against Appalachian State last year. Also had a fumble recovery in that game.

Bowl Experience: Had two tackles in eight plays against Illinois in the 1991 Hall of Fame Bowl.

Years Lettered: 1990

At Clemson: Another member of the Tigers' group of talented linebackers, he played in all 12 games and was in for 39 snaps from scrimmage ... saw action only on the special teams in seven contests ... had his best game vs. Appalachian State with four tackles, he had three stops vs. Long Beach State ... also broke up a Mountaineer pass and recovered a fumble in that game ... tied for the team lead in fumble recoveries with a pair ... leads all Tiger inside linebackers since 1985 in the standing broad jump at 119½", and all 1991 ILBs in sit ups per minute at 87 reps.

In 1989: Young linebacker who turned coaches' heads with a fine performance in 1990 spring drills ... red-shirted the 1989 season at inside linebacker ... had 24 tackles in spring scrimmages, 14 were first hits ... also had two tackles for loss including an eight-yard sack, and a PBU ... attending Clemson on an academic scholarship.

In High School: One of five in-staters to sign with the Tigers in February of 1990 ... enjoyed an outstanding senior season that saw him record 207 tackles, including 149 first hits ... earned three letters in baseball and football, and two in basketball ... played for Jim McColl at McCormick High School ... a standout performer in the South Carolina North-South All-Star game ... named to **The Greenville News'** All-State team ... a AA All-State selection by **The State** Newspaper of Columbia ... played at McCormick High School where he was the team's MVP ... graduated at the top of his high school class ... Honor Society member ... also selected as a member of Who's Who among high school students ... majoring in textile management ... born 11/25/70 in Lincolnton, GA.

Calhoun Career Stats


Year	GP-GS	Plays	Hits	Ast	Total	CF-RF	PBU
1990	12-0	39	8	4	15	0-2	1

DeChane Cameron — see page 69.

29

**PAUL
CAPUTO**

5-10, 207, *Junior, FB
Essex Fells, NJ W. Essex HS



Paul Caputo Fact: Has a 8.41 power ratio (overall strength divided by weight), the best figure by any Clemson player since 1985. In other words, pound-for-pound Caputo is the strongest Clemson football player in the last six years.

Fall 1991 Depth Chart Position: Reserve fullback.

Best All-Around Game: Had 24 yards in six attempts and scored the only TD of his career against Appalachian State. Also had five knockdown blocks in that contest, also a season best.

Bowl Experience: Played six snaps, but did not carry the ball against Illinois in the 1991 Hall of Fame Bowl.

Years Lettered: 1990

At Clemson: Hard-working fullback who saw action in eight games last season, gaining 62 yards on 15 carries ... had his first career touchdown on a one-yard run in the fourth quarter of the win over Appalachian State ... walk-on whose work habits in the weight room and on the practice field have moved him onto the Clemson depth chart ... holds the all-time record for a Tiger running back in the bench press at 455 pounds and in the leg sled at 1035 pounds ... saw considerable action this past spring when Howard Hall, Rudy Harris and Tony Kennedy all missed time with injuries ... frequently enters the

game in short-yardage situations ... one of Ken Hatfield's favorite players because he is always in shape and because of his competitive nature.

In 1989: Grabbed coaches' attention during 1990 spring drills ... saw considerable action in spring workouts when injuries sidelined Tony Kennedy and Howard Hall ... walked on as running back in the fall of 1989.

In High School: Played for Ron Annrello at West Essex ... played fullback and defensive back ... had over 1,000 yards rushing as a senior ... an all-conference, all-county and all-state player ... also named to the All-Suburban Life Team ... his brother, Phil, walked on at defensive back for the Tigers in 1990 ... attended Delaware Valley Junior College for the 1988 season ... from same hometown as Charlotte Hornets forward Kelly Tripucka ... majoring in financial management ... born 3-21-70.

Paul Caputo Career Stats

Year	GP-GS	PL	Att	Yds	Avg	TD	LG
1990	8-0	51	15	62	3.62	1	28

50

**RYAN
CRAWLEY**

6-3, 280, *Freshman, OG
Deer Park, TX Deer Park HS



Crawley Fact: Crawley was a standout track man in high school and once recorded a 46-foot heave in the shotput.

Fall 1991 Depth Chart Position: Reserve offensive guard.


At Clemson: Red-shirted the 1990 season and worked with the Tiger scout team ... will try to work his way onto the depth chart this season after the graduation of several offensive linemen ... listed at the right guard slot behind Stacy Seegars ... had surgery on his left shoulder during the winter ... has upped his bench press by 40 pounds since last fall ... showed improvement in 1991 spring drills.

In High School: One of two Clemson signees from the state of Texas ... was a three-year starter in high school ... named all-district as a senior ... played on both sides of the ball as a senior, he also played on the defensive line ... **Houston Post** named him to Top-Eight offensive linemen in the state of Texas ... attended Deer Park High School ... was coached by Ron Lynch ... youngest of four sons in the Crawley family ... spent the summer working in a chemical plant in Texas ... born on 7-29-72 in Pasadena, TX.

97

**DAVID
DAVIS**

6-0, 286, *Senior, DT
Eastover, SC Eastover HS



David Davis Fact: Averaged a tackle every 6.5 plays of action last year, the 18th best plays per tackle figure by a Clemson player in the last five seasons.

Fall 1991 Depth Chart Position: Second-team defensive tackle.

Best All-Around Game: Had seven tackles in just 15 plays in the victory over North Carolina in 1990.

Bowl Experience: Played eight snaps as a reserve against Oklahoma in 1989 Citrus Bowl. Played 15 snaps and had one tackle as a reserve in the 1989 Gator Bowl win over West Virginia. Recorded three tackles, including two for minus yardage and 1.5 sacks against Illinois in the 1991 Hall of Fame Bowl. That is the only start of his career.

Years Lettered: 1988, 1989, 1990

At Clemson: Third-team nose guard in 1990 who was in for 156 snaps and played in 11 games ... had 30 stops for the season, including five tackles for loss and two-and-a-half sacks ... tied for fifth on the team in quarterback pressures with seven ... started the Hall of Fame bowl victory over Illinois due to the injury to starter Rob Bodine ... the only start of his career ... had three times as many tackles in 1990 as he had in 1989 ... had three tackles, two tackles for loss, and a sack-and-a-half for 18 yards in probably the second best game of his career ... moved to defensive tackle this past spring, he is listed behind Al Richard ... had the best game of his career in the win over North Carolina when he was in for 15 plays and made seven tackles, four of which were first hits ... in for a season-high 21 plays versus Appalachian State ... had at least two stops in nine of the 11 games in which he played ... had five stops in the regular season finale versus South Carolina ... exceptionally strong player whose 500-pound bench press mark ties for the second-best in Clemson history and is a 140-pound improvement since his freshman year ... has increased his leg sled figure by 200 pounds, it now stands at 910 ... can do 79 situps in 60 seconds, the best mark ever by a Tiger defensive lineman ... pushes 910 pounds on the leg sled ... already has four letters as a Tiger athlete, three in football, one in wrestling.

In 1989: Saw action in all 12 games and 237 snaps from scrimmage in 1989 ... had a season high 29 plays in Clemson's wins over Wake Forest and at Florida State ... had his best game of the season at Duke when he had three stops and a quarterback pressure ... had two tackles versus Maryland, one was three yards behind the line of scrimmage ... also had a two-yard tackle for loss in the Georgia Tech contest, while he was in for only nine plays ... had five quarterback pressures for the season, including two versus N.C. State ... also broke up two opponent passes, one in the win over Florida State and one at Virginia Tech.

In 1988: Reserve defensive tackle in 1988, he had an excellent spring in '89 ... named Most Improved Defensive Lineman for the spring of 1989 ... appeared in 10 games in 1988 ... in for 127 plays for the season, his high was 30 against Virginia Tech ... had a quarterback sack against VPI, his first career game as a Tiger ... saw action in every game except Florida State and N.C. State.

In 1987: Red-shirted the 1987 season at linebacker ... competed with the Clemson wrestling team as a starting heavyweight ... helped the Tigers win a match with UT-Chattanooga, his heavyweight match was the last of the meet ... came back from 2-0 deficit and defeated his opponent 3-2, giving Clemson a 17-15 team win ... had an overall record of 4-6, including 3-2 in ACC.

In High School: A starter for the Sandlappers in the 1986 Shrine Bowl ... the **National High School Football Recruiting Service** ranked him among the top 20 linebackers in the nation and number-seven in the south ... honorable mention all-state ... honorable mention All-American according to **Street and Smith** and **Sporting News** ... had an outstanding junior year recording 181 tackles ... played for Bill Kimrey at Lower Richland High where he was named the team's MVP ... one of the state's outstanding heavyweight wrestlers ... also picked up two varsity letters in track ... majoring in Recreation and Park Administration ... born 7/31/69.

Personality Profile

Nickname: Heavy D

My favorite sports heroes: Mike Singletary & Reggie White

My dream vacation: Hawaii

Person in history I'd most like to meet: Martin Luther King, Jr.

Hobbies and leisure time activities: Music, cooking, cars

Most impressive person I've ever met: Coach Ken Hatfield

Best athletes I've played against: Tony Mayberry (Wake Forest), Major Harris (West Virginia), Jamelle Holieway (Oklahoma)

My craziest ambition: Singing career

My goal in life: To have a successful year coming up in academics and athletics, play pro football, own some travel agencies

The class I've enjoyed the most at Clemson: Psychology

My favorite toy as a child: Army men

College sports would be better if: Having fun was stressed

When I am finished playing football, I would like to: Be able to relax and watch my travel agency grow.

The greatest thing about being an athlete is: The fans

If I could change one thing about myself, I would: Be a better Christian

Before a football game I: Study my plays to be ready for the game

When I was growing up, I never thought I would: Drive a car or play college football.

My mother always thought I was: A big time athlete

When I'm feeling sorry for myself I: try to spend time with other people.

What is the best thing about you? I'm willing to help anyone.

What is the worst thing about you? Self-Pity (sometimes)

Player on the team who will be a surprise this year: Pierre Wilson

What event changed your life? Accepting Christ in my life (January 1988).

What is the most important thing you've learned since coming to Clemson? Life is a struggle wherever you go.

When you want to impress a girl, what do you do? Be a polite gentleman.

If you were a head coach, you would: Be totally honest with my players.

What is your favorite food? Pasta

What is your least favorite food? Mustard greens.

What was your favorite thing to pretend when you were a kid? Great Saxophonist.

What is your worst fear? Dying before I'm successful.

1988 Game by Game Stats

Date	Opponent	Plays	Hits	Ast	Tot	Tl-Yds	Sacks
9-3	Virginia Tech	30	3	1	4	1-9	1-9
9-10	Furman	18	0	0	0		
9-17	Florida St.	DNP					
9-24	at Georgia Tech	8	1	1	2		
10-8	at Virginia	3	0	0	0		
10-15	Duke	18	0	1	1		
10-22	at N.C. State	DNP					
10-29	at Wake Forest	9	0	0	0		
11-5	North Carolina	9	0	0	0		
11-12	at Maryland	18	0	0	0		
11-19	South Carolina	6	0	1	1		
1-2	Oklahoma	8	0	0	0		
Totals		127	4	4	8	1-9	1-9

HIGHEST SCORING QUARTERS BY BOTH TEAMS

1st Q	2nd Q	3rd Q	4th Q	Site, Opp., Score	Date
			42 (27-15)	h-Duke (39-22)	10/19/68
42 (35-7)				h-Wake Forest (82-24)	10/31/81
	37 (23-14)			H-N. Carolina (37-29)	10/11/73
			36 (28-8)	h-Furman (42-14)	11/26/60
			36 (28-8)	a-Maryland (49-24)	11/12/88
			35 (9-26)	a-Wake Forest (35-33)	11/1/80
			34 (21-13)	a-Furman (40-20)	11/26/55
			34 (20-14)	a-Wake Forest (20-36)	9/17/70
			33 (7-26)	a-Miami (FL) (7-39)	10/9/53
			31 (19-12)	h-Boston Col. (34-12)	11/22/58
	31 (17-14)			a-Duke (30-35)	10/19/67
	31 (14-17)			a-Auburn (21-43)	10/14/67
	31 (24-7)			h-Va. Tech (40-7)	9/3/88
	31 (21-10)			a-Florida State (34-23)	9/9/89
			30 (14-16)	a-Tennessee (28-29)	10/26/74
	29 (7-22)			a-N. Carolina (15-32)	11/15/69
			29 (21-8)	a-Maryland (24-11)	10/31/70
			29 (15-14)	h-S. Carolina (32-28)	11/21/70

1989 Game by Game Stats

Date	Opponent	Plays	Hits	Ast	Tot	TL-Yds	PBU's
9-2	Furman	15	0	1	1		
9-9	at Florida St.	29	0	0	0		1
9-16	at Virginia Tech	19	0	0	0		1
9-23	Maryland	20	1	1	2	1-3	
9-30	at Duke	25	2	1	3		
10-7	Virginia	16	0	0	0		
10-14	Georgia Tech	9	1	0	1	1-2	
10-21	N.C. State	27	0	0	0		
10-28	Wake Forest	29	0	1	1		
11-4	at N. Carolina	15	0	0	0		
11-18	at S. Carolina	15	0	0	0		
12-30	West Virginia	18	1	0	1		
Totals		237	5	4	9	2-5	2

1990 Game by Game Stats

Date	Opponent	PL	Hit	Ast	Tot	TL-Yds	Sacks	QP
9-1	Long Beach St.	15	1	1	2			1
9-8	at Virginia	11	1	1	2	1-1		
9-15	at Maryland	2	0	0	0			
9-22	Appalachian St.	21	1	2	3	1-2		1
9-29	Duke	9	2	0	2	1-9	1-9	
10-6	Georgia	9	0	2	2			1
10-13	at Georgia Tech				Did Not Play			
10-20	at N.C. State	5	0	1	1			1
10-27	at Wake Forest	17	1	2	3			1
11-3	North Carolina	15	4	3	7			1
11-17	South Carolina	13	2	3	5			
1-1	*Illinois	39	2	1	3	2-24	1.5-18	1
Totals		156	14	16	30	5-36	2.5-27	7

David Davis Career Stats

Year	GP-GS	Plays	Hits	Ast	Tot	TL-Yds	Sacks	PBU's
1988	10-0	127	4	4	8	1-9	1-9	0
1989	12-0	237	5	4	9	2-5	0-0	2
1990	11-1	156	14	16	30	5-36	2.5-27	0
Totals	33-1	520	23	24	47	8-50	3.5-36	2

80

JASON
DAVIS

6-3, 200, *Sophomore, WR
Pensacola, FL Pine Forest HS



Jason Davis Fact: Perhaps the most improved player on the team in the Spring of 1991, he averaged 37 yards a reception in spring scrimmages, then had 103 yards in receiving in the 1991 Spring Game.

Fall 1991 Depth Chart Position: Second-team wide receiver.
Years Lettered: 1990

At Clemson: Reserve wide receiver in 1990 who will battle Larry Ryans for the starter's job at flanker this season ... had an impressive spring, he led all Tiger wide receivers in receptions and reception yardage with nine grabs for a gain of 335 yards ... scored on a 33-yard grab in the annual Orange and White Game ... seems to have a knack for pulling down the long pass, he had several long receptions during the spring, including a 70-yarder in one scrimmage ... tallest member of the Tiger wide receiver corps at 6-3 ... saw action in 10 games and 74 plays last season, he missed the Appalachian State and Duke contests with a shoulder injury ... had his season high in terms of action versus Virginia, when he was in for 15 plays ... also had his only receptions of the year in that Clemson loss, with

two grabs for 23 yards ... played 36 snaps in the three games before his injury and only 38 snaps in the seven games afterwards ... has the second-best power clean mark among Tiger wideouts with a 273-pound mark ... also posts the second-fastest clocking in the 40-yard dash ... probably made more strides than any other Clemson player this past spring.

In 1989: Red-shirted the 1989 season at wide receiver.

In High School: One of two signees from **USA Today's** National Champion Pine Forest High School in 1989, Jason was MVP of the team ... had 30 receptions for 765 yards and 12 TDs in 1988 ... had 4-127 and two TDs in National Championship game ... a member of **Lindy's** Florida Blue Chips ... played for **USA Today's** national Coach-of-the-Year Carl Madison ... led Pine Forest to a 13-1 record as a senior and 26-1 mark over the past two seasons ... district and regional long jump and triple-jump champ ... father played basketball at Alabama State (1966-70) and his brother played basketball at Kentucky in 1987 ... played three years of basketball and averaged 16.0 ppg his senior year ... district and regional champion in the long jump and triple jump his freshman and sophomore years ... named a National Scholar Athlete for the Army Reserves in 1989 ... high school teammate of Tiger running back Rodney Blunt ... majoring in financial management ... born 2/12/71 in Montgomery, AL.

Personality Profile

What is your nickname? Jabeau (Jay-bo)

What are your hobbies? Listening to music, catching passes.

What was your most embarrassing moment? When I didn't get to play much last year.

What is the best thing about you? Hands, personality.

What is the worst thing about you? I can get a little lazy at times.

Person you admire the most: Mom

Player on the team who will be a surprise this year: Rodney Blunt

What event changed your life? When we (Pine Forest High) won the National football title my senior year.

If you could change one thing about the game of football, you would: Make it necessary for each team to pass the ball at least 7 times each quarter.

What bugs you the most? People stuck on themselves.

What is the best advice anyone ever gave you? "If you're gonna do something, do it right."

What is the most important thing you've learned since coming to Clemson? Nothing is free!!! If you want something you can't sit around waiting for someone to give it to you.

When you want to impress a girl, what do you do? Nothing.

If you were a head coach, you would: Pass the ball to my receivers 35 times a game.

People think you are: Stuck up, crazy, weird — everyone is gonna think what they want anyway.

What is your favorite food? Steak & rice

What is your least favorite food? Shrimp — I'm allergic to it.

Who is the best athlete you've played against? Emmitt Smith

If you could play a different position, you'd play: Quarterback.

What was your favorite thing to pretend when you were a kid? That I was a professional football player.

What is your worst fear? Losing my health.


Jason Davis Career Stats

Year	GP-GS	PL	Rec	Yds	Avg	TD	LG	KD
1990	10-0	74	2	23	11.5	0	12	1

81

**STEVE
DERRISO**

6-4, 225, *Sophomore, TE
Huntsville, AL Grissom HS



Derriso Fact: A fine student, Derriso had a 3.41 GPA for the entire 1990-91 academic year in management.

Fall 1991 Depth Chart Position: Reserve tight end
Years Lettered: 1990

At Clemson: Moved from linebacker to tight end last fall, he saw action in all 12 games last season ... in for 68 snaps from scrimmage, he played special teams only in four contests ... posted a grade of 83 percent in six plays versus Georgia, he had two knockdown blocks in that contest ... also had two knockdowns in the season opener with Long Beach State, he was in for a season-high 31 plays in that Clemson win ... pushes 800 pounds on the leg sled, that mark ranks second among 1991 Tiger tight ends.

In 1989: Another young inside linebacker who showed promise during the spring ... had 17 tackles in spring scrimmages, 12 of which were first hits or solo stops ... tied for third on the team in tackles for loss in the spring with five, one was a six-yard sack ... also registered two passes broken up and a quarterback pressure ... red-shirted the 1989 season at inside linebacker.

In High School: Lived in Easley and other surrounding cities during his youth, but moved to Huntsville before entering high school ... Joe Terranova rated him as the 38th best linebacker coming out of the class of 1989 ... enjoyed a fine career at Grissom High School where he was coached by Lawrence Robinson ... named the team's MVP as a senior ... led Grissom in tackles with over 100 and also played tight end where most colleges recruited him ... a **Lindy's** Alabama Blue Chip selection ... a member of Joe Terranova's Who's Who team ... named Huntsville's City MVP on defense ... named to Huntsville's All-City team as a tight end and linebacker ... all-state in Alabama's 6-A Class ... a member of **Birmingham Herald's** preseason Top 20 players for Alabama ... member of Beta Club and the National Honor Society ... president of his high school's FCA Chapter ... grandfather lives in Greenville, SC ... majoring in management ... born 11/18/70.

Derriso Career Stats

Year	GP-GS	PL	KD	Rec	Yds
1990	12-0	68	5	0	0

78

**ALEX
DIAL**

6-5, 263, *Junior, OG
Columbia, SC Lees-McRae JC



Dial Fact: Had a 9:39 time in the 1.5 mile run last April, the best time among all Clemson offensive linemen.

Fall 1991 Depth Chart Position: Third-team right guard.

At Clemson: Red-shirted the 1990 season at offensive guard after transferring from Lees-McRae JUCO in North Carolina ... gained considerable experience in practice and this past spring ... holds the


all-time chin-up record for a Clemson offensive lineman, he can do 22 repetitions ... bench presses 405 pounds and pushes 905 pounds on the leg sled ... power cleans 295 pounds ... also has the best time in the 1.5 mile run (9:39) among Tiger offensive linemen.

At JUCO & High School: Enrolled at Clemson in January of 1990 and went through spring workouts ... started the spring playing defensive tackle but moved over to offensive guard ... gained experience playing at Lees McRae Junior College ... has two years of eligibility at Clemson ... played two seasons in junior college ... an all-region selection at Lees McRae ... played in the junior college all-star game ... graduated from Richland Northeast High School in Columbia, SC ... had 102 tackles during his senior season ... majoring in management ... born 9/8/69 in Columbia, SC.

17

**LANCE
EASTON**

6-1, 183, *Junior, QB
Fernandina Beach, FL
Fernandina Beach HS



Easton Fact: Ran a 4.48 in the 40 last April 10th, not only the fastest by a quarterback on this year's team, but the fastest by a Tiger quarterback since 1982.

Fall 1991 Depth Chart Position: Third-team quarterback.

At Clemson: Transferred to Clemson from Eastern Kentucky last year, he sat out the 1990 season but gained valuable experience with the scout team ... was impressive in spring workouts, he led all rushers in the Orange and White Spring Game with 50 yards on nine carries ... second only to returning All-ACC tailback Ronald Williams in rushing last spring, he gained 106 yards on 21 attempts to average five yards per carry ... was 6-11 for 56 yards in the passing department in four spring scrimmages ... has impressed Tiger coaches with his attitude and work habits, as well as his strength and quickness ... posts the best bench press mark by a Tiger QB since 1985 with a 330-pound figure, his 6.80 power ratio (pound-for-pound strength), 40-yard dash time of 4.48, 35" vertical jump, 118½" standing broad jump, and +8½" flexibility (sit and reach) mark are also best for a Clemson quarterback in that time frame ... competed in one game at Eastern Kentucky in 1989, he did not attempt a pass but rushed three times for 19 yards.

In High School: Coached by Joel Stockstill, the father of Tiger QB coach Rick Stockstill at Fernandina Beach High School ... was the captain of his high school football and basketball teams, he also lettered in baseball and track ... an all-state performer on the gridiron, he was rated the sixth-best quarterback in the state of Florida ... threw for 1400 yards and 15 touchdowns during his senior season on a 95-171 (.556) passing performance ... threw only two interceptions in those 171 attempts ... rushed for 465 yards and five scores that year ... an all-county performer in football, basketball and baseball ... majoring in graphic communications ... born 10/1/70 in Winston-Salem, NC.

Personality Profile

What is your nickname? Lancer

What are your hobbies? Snow and water skiing, fishing, basketball, baseball.

What is the best thing about you? I'm a Christian.

What is the worst thing about you? Sometimes my temper gets the best of me, but I can usually control it pretty well.

What is the weirdest thing about you? I have always wanted to go sky-diving, some people think that is pretty weird.

Person you admire the most: My Dad.

Player on the team who will be a surprise this year: Dwayne Bryant.

What event changed your life? Transferring to Clemson University.

If you could change one thing about the game of football, you would: Make a touchdown pass worth 8 points instead of 6.

What bugs you the most? Not winning.

What is the best advice anyone ever gave you? "Always trust in God, and never give up." (My parents)

What is the most important thing you've learned since coming to Clemson? How to win!

When you want to impress a girl, what do you do? Be polite, smile, and dress nice.

If you were a head coach, you would: Be honest with each player and let him know what his status is.

You want people to think you are: A good Christian with an outgoing personality.

What is your favorite food? Lasagne and Pizza.

What is your least favorite food? Peas and Beets.

What is your worst fear? To have my family taken away from me.

3

BUTCH FEWSTER

5-10, 186, *Junior, ROV
Rock Hill, SC Northwestern HS



Fewster Fact: Fewster led his high school team in tackles his senior year with 148, including 22 in one game.

Fall 1991 Depth Chart Position: Reserve roverback.

Years Lettered: 1990

At Clemson: Walk-on who was a vital part of the Tiger special teams in 1991, he played in four games in that capacity ... gained considerable experience in practice and spring drills the past two years ... bench presses 295 pounds, a 40-pound increase since 1989.

In 1989: Walk-on defensive back who worked hard in spring drills ... had 16 tackles in spring scrimmages, including a tackle for loss ... recorded five tackles from the roverback position for the White team to tie for the club best in the Spring Game.

In High School: Named Most Valuable Defensive Player of his Northwestern High School team in Rock Hill, SC ... also won the Hardest Worker award ... all-area defensive back for Jimmy Wallace ... a four-time player of the week player on defense ... attended Marion Military Institute Junior College for the 1988-89 year ... majoring in management ... born 7/12/70 in Charlotte, NC.

Fewster Career Stats

Year	GP-GS	Plays	Hit	Ast	Tot
1990	4-0	*23	2	2	4

*All plays on special teams only.

Jeb Flesch — see page 71.

26

ERIC GETER

6-0, 191, Junior, CB
Newnan, GA Newnan HS



Geter Fact: Geter had just seven tackles in the first five games, then recorded 23 over the last seven contests.

Fall 1991 Depth Chart Position: First-team cornerback.

Best All-Around Game: Recorded six tackles in just 14 plays from scrimmage in last year's win over Georgia.

Bowl Experience: Had two tackles in 11 plays as a reserve against West Virginia in the 1989 Gator Bowl, then had three stops and a pass deflection against Illinois in 16 plays during the 1991 Hall of Fame Bowl.

Years Lettered: 1989, 1990

At Clemson: Speedy cornerback who is slated to move into the slot vacated by all-conference star Dexter Davis ... a reserve defensive back in 1990 who did a great job on the Clemson special teams, his 19 special teams tackles tied for third on the team ... 10 of those stops were first hits ... had 30 total tackles for the season while playing behind Davis ... in for 209 snaps from scrimmage and played in all 12 games ... also broke up three passes last season ... had a career-high six tackles in the Tigers' win over Georgia while in for only 14 plays ... had four tackles in the regular season finale with South Carolina while in for nine snaps, two of those stops were on special teams ... had three tackles in 16 plays in the win over Illinois in the Hall of Fame Bowl ... has made at least one tackle in 14 straight games ... led non-starters in the secondary in terms of tackles and was fourth on the entire defensive squad among non-starters ... caused a fumble in the Appalachian State contest and registered a quarterback pressure the next week versus Duke ... returned six kickoffs last season, gaining 111 yards for an 18.5 average return, he should see more action in that area this year ... did not return a kickoff after the fifth game ... has the third-fastest 40-yard dash clocking on the entire 1991 squad at 4.40, only track All-American James Trapp and fellow DB Robert O'Neal have posted better marks ... tied for third among Tiger cornerbacks in the bench press with a 295-pound mark ... his 690-pound leg sled mark also ranks third among the Clemson corners.

In 1989: Given a passing grade by **Sporting News** in its ranking of first-year freshman defensive backs at the end of 1989 ... second-team right cornerback behind Dexter Davis ... saw action mostly on special teams in 1989, he had six special teams tackles and 15 total tackles for the season, second among freshman defensive backs ... although he saw action in just 116 scrimmage plays, he still managed to pick off two opponent passes, both on the last play of the game ... had his first INT at Virginia Tech, he showed his skills as a former running back by returning it 30 yards ... also intercepted a pass in the end zone in the Tigers' victory over South Carolina ... he ran it back 26 yards on the last play of the game ... had a season-high in terms of tackles versus Virginia Tech with five, he also saw a high in terms of action in that game as he played 24 snaps ... had three stops in the season opener with Furman and three against the Gamecocks of South Carolina ... had two passes broken up for the season, against Virginia and Wake Forest ... played in every game on special teams ... saw action from scrimmage in nine contests including the Gator Bowl victory over West Virginia, when he made two tackles.

In High School: An excellent athlete who received All-America awards on both sides of the ball ... **SuperPrep** Magazine named him to their All-Dixie and All-America teams ... that publication rated him as the nation's top defensive back and number-one player in the Dixie

region ... a member of Joe Terranova's Super 22 team ... Emfinger named him first-team All-American in the fall and the fifth best player in the south ... a second-team **USA Today** Super 25 pick ... also a **Street & Smith** All-American ... a member of **Athlon's** Atlantic Coast Blue Chippers Elite Eleven ... **Don Heinrich's** magazine named him to the second-team All-American ... led his team to 9-2 mark as a senior ... **Lindy's** magazine named him to the Georgia Blue Chips, All-Georgia, and All-South teams, and a member of their top 88 ... the nation's seventh best defensive back according to Joe Terranova ... had 1,281 yards rushing for 16 TDs, 23 receptions with 371 yards and two TDs as a senior ... averaged 6.4 yards per carry ... also had 49 tackles and two interceptions in 1988 ... rushed for 995 yards and 11 TDs while picking off five passes as junior ... played in Florida-Georgia All-Star game ... an all-state selection according to **The Atlanta Constitution** ... that same publication named him to their preseason top 11 team and ranked him the fifth best player in Georgia ... had 12 pet dogs at one time in his youth ... an All-Southeast selection at running back and considered the top running back and defensive back in Georgia, according to Tom Lemming ... an excellent baseball player who batted .512 as a junior ... earned nine letters in high school, four in football and baseball, and one in track ... attended Newnan High School where he was coached by Max Bass ... majoring in management ... born 6/24/70.

Personality Profile

Nickname: Gete

My favorite sports hero: Hanford Dixon

My favorite non-sports hero: My Dad

Hobbies and leisure time activities: Listening to music and playing Techno Bowl.

Best athlete I've played against: Major Harris

My worst fear: Not playing against Georgia.

My greatest moment: Scored 6 TDs in a game vs. Fayette Co. my senior year in HS.

My favorite midnight snack: Pigfeet

The class I've enjoyed the most at Clemson: Sociology

No one knows how much I: Want to play professional football.

If I were not playing football, I would: Be playing baseball.

The greatest thing about being an athlete is: Knowing that you have an ability that not everyone has.

The toughest thing about being an athlete is: Sacrifices on your time.

If I could change one thing about myself, I would: Be a little taller (just one inch)

If I could play a different position I'd play: Tailback

Before a football game I: Pray

My favorite moment in a football game is when: I get an interception.

When I was growing up, I never thought I would: Play college football.

When I played football as a kid, I pretended I was: Tony Dorsett

My teammates think: I'm quiet & sneaky

If I had a million dollars I'd buy: A new car and a house.

When people first meet me they think: I'm low keyed

When I'm feeling sorry for myself I: Work harder.

My advice to youngsters is: Be the best that you can be.

1989 Game by Game

Date	Opponent	Plays	Hit	Ast	Tot	PBU	Int-Yds
9-2	Furman	10	2	1	3		
9-9	at Florida St.	*0	0	0	0		
9-16	at Virginia Tech	24	2	3	5		1-30
9-23	Maryland	6	0	0	0		
9-30	at Duke	*0	0	0	0		
10-7	Virginia	7	0	0	0	1	
10-14	Georgia Tech	*0	0	0	0		
10-21	N.C. State	17	0	1	1		
10-28	Wake Forest	16	0	1	1	1	
11-4	at N. Carolina	15	0	0	0		
11-18	at S. Carolina	10	2	1	3		1-26
12-30	West Virginia	11	1	1	2		
Totals		116	7	8	15	2	2-56

*played special teams only

1990 Game by Game

Date	Game	PL	Hit	Ast	Tot	PBU	KOR-Yds
9-1	Long Beach St.	29	0	1	1		
9-8	at Virginia	13	0	1	1		2-34
9-15	at Maryland	22	2	0	2		3-64
9-22	Appalachian St.	36	1	1	2		
9-29	Duke	10	0	1	1	1	1-13
10-6	Georgia	14	4	2	6		
10-13	at Georgia Tech	5	1	0	1		
10-20	at N.C. State	10	2	2	4		
10-27	at Wake Forest	20	3	0	3		
11-3	North Carolina	25	2	0	2	1	
11-17	South Carolina	9	2	2	4		
1-1	Illinois	16	2	1	3	1	
Totals		209	19	11	30	3	6-111

Geter Career Stats

Year	GP-GS	Plays	Hits	Ast	Tot	PBU	KOR	Yds	Int-Yds
1989	12-0	116	7	8	15	2	0	0	2-56
1990	12-0	209	19	11	30	3	6	111	0-0
Totals	24-0	325	26	19	45	5	6	111	2-56

9

TYRONE GIBSON

6-3, 247, *Sophomore, TE
Camden, SC Hartsville HS



Gibson Fact: Gibson was the only freshman to start at least one game on offense during the 1989 season.

Fall 1991 Depth Chart Position: First-team tight end

Best All-Around Game: Had an 81 percent grade and three knockdown blocks against Wake Forest in 1989.

Bowl Experience: Played 20 snaps as a reserve tight end in the 1989 Gator Bowl against West Virginia.

Years Lettered: 1989

At Clemson: Listed as the Tigers number-one tight end heading into fall practice after Mike Samnik missed spring drills due to an injury ... came to Clemson as a linebacker, he moved to tight end in the preseason of 1989 and started one game at that position ... moved back to linebacker Spring of 1990 where he was among the team leaders in terms of tackles ... sat out the 1990 season due to academic difficulties, but came back strong last spring at the tight end slot ... played in all 12 games of the 1989 season, he started the Duke contest ... had one reception for seven yards versus Wake Forest, he was not the intended target very often ... in for 243 plays for the season and played on the Tiger special teams ... saw a season-high in terms of action versus N.C. State when he played 42 snaps ... received his highest coaches grade versus Wake Forest, an 81 percent ... had four knockdown blocks for his best total of the season in that category in the regular season finale at South Carolina.

In High School: One of three in-state Clemson signees who participated in the Shrine Bowl ... a **SuperPrep** All-American and All-Midatlantic choice ... that publication rated him as the nation's 10th best linebacker and the fourth best player in the Midatlantic region ... **USA Today** selected him to the Super 102 ... G&W Reports ranked him in the top 22 in the Atlantic Coast region ... Max Emfinger rated him the 16th best prospect in the Dixie region and named him to his All-Mid Dixie team ... Emfinger rated him one of the top 12 linebackers in the nation after the season ... an honorable mention All-America choice of **Street & Smith** magazine ... also chosen to that honor by **USA Today** ... one of the top 25 linebackers in the


nation according to Joe Terranova ... led his team to the state championship as a senior ... recorded 150 tackles and three interceptions as a junior ... named to **The Greenville News'** preseason and postseason all-state teams ... **The Columbia State's** all-state choice ... received votes on the all-state ballots at linebacker and fullback ... played at Hartsville High School ... majoring in marketing ... born 3/1/71.

Gibson Career Stats

Year	GP-GS	Plays	Rec	Yds	Avg	TD	LG
1989	12-1	243	1	7	7.0	0	7

16 DAVID GOUDELOCK

5-9, 152, Senior, CB
Winnsboro, SC Winn Academy



Goudelock Fact: An avid worker in the weight room, Goudelock has the second best power ratio (8.37) on the entire Clemson team.

Fall 1991 Depth Chart Position: Second-team cornerback
Years Lettered: 1990

At Clemson: Plucky walk-on who moved from wide receiver to cornerback this spring and is second on the depth chart at right cornerback heading into preseason workouts ... saw action in 10 games last season and was in for 73 snaps from scrimmage ... played mostly on special teams, he had three tackles on special teams plays ... played in every game except the Virginia and Maryland contests ... his top total was 12 plays versus Appalachian State ... he had three knockdowns in that contest ... has the best power ratio (bench press + leg sled + power clean divided by bodyweight) since 1985 for a Tiger DB, his 8.37 is second for any player since 1985 regardless of position ... also posts the top mark since 1985 for a defensive back in situps per minute, his 102 reps is also second-best ever ... bench presses 305 pounds and pushes 720-pounds on the leg sled .. has a 268-pound power clean figure, a 4.42 clocking in the 40-yard dash, and a 36" vertical jump.

In 1989: The smallest wide receiver on the three-deep chart, he was also the strongest in terms of pound-for-pound strength ... named most improved wide receiver for spring drills ... played just eight snaps from scrimmage in one game, the Wake Forest contest.

In High School: A two-time all-conference selection while playing for Richard Winn Academy in Winnsboro, SC ... also won all-state honors under Coach Ernie Hughes ... earned four letters in football, one in baseball, and one in tennis as a prepster ... rushed for 815 yards during his senior season and had 700 receiving yards ... also scored 16 touchdowns ... majoring in recreation and park administration ... born 8/4/70 in Columbia, SC.


Goudelock Career Stats

Year	GP-GS	PL	KD	Rec
1989	1-0	8	0	0
1990	10-0	73	7	0
Totals	11-0	81	7	0

45

HOWARD HALL

6-1, 232, *Junior, FB
Gastonia, NC Ashbrook HS



Howard Hall Fact: Had a 4.8 yards per carry average in the first four games of 1990, then suffered a knee injury in week five and had just 20 carries over the last eight games of the season.

Fall 1991 Depth Chart Position: First-team fullback

Best All-Around Game: Had 10 attempts for 78 yards and scored a touchdown in Clemson's win over Long Beach State in 1990.

Bowl Experience: Gained three yards on one carry in 20 plays of action against West Virginia in 1989 Gator Bowl, then had five yards in two attempts in 27 plays against Illinois in 1991 Hall of Fame Bowl. Caught a 17-yard scoring pass against the Illini, his only TD reception of the season.

Years Lettered: 1989, 1990

At Clemson: The Tigers' starting fullback, he started the nine games he played in last season ... injured a knee in the second half of the Appalachian State game and sat out the next three contests after undergoing arthroscopic surgery on September 24 ... finished the season ranked fifth on the squad in rushing, he led the team through the first three games ... also fifth in receptions with six for 91 yards ... fourth on the team in total offense with an average of 29.2 yards per game, he ranked fifth in all-purpose running at 39.3 yards per contest ... averaged 4.4 yards per carry, best for a starting Tiger fullback since Tracy Johnson (now with the Atlanta Falcons) averaged 4.7 yards in 1987 ... 4.7 is Hall's career yards per carry average ... led the team in rushing in two of the first three games of the season ... had 10 carries for 78 yards in his first career start, the season opener against Long Beach State ... also scored a TD and had a 12-yard reception in that contest ... had 15 rushes for 47 yards two weeks later at Maryland to lead the team ... scored a touchdown in his first game back after surgery versus N.C. State ... he crossed the goalline with just over three minutes remaining to provide Clemson with game-winning points and break a 17-17 tie ... averaged over four yards per carry in each of the last three regular season games ... gained only five yards on two carries in the Hall of Fame Bowl win over Illinois, but scored a touchdown on a 17-yard reception from DeChane Cameron ... had two receptions for 52 yards versus Wake Forest and also caught two the next week versus North Carolina ... in for a high of 55 plays in the Virginia game, he had seven knockdown blocks versus the Cavaliers ... had a career-high nine knockdowns in the win over Wake Forest ... had five or more knockdowns in four of the nine games in which he played ... saw considerable action after his surgery, but did not carry the ball as frequently ... he played 165 plays in the four games before the injury and was in for 160 snaps in the five games following the surgery ... had 40 carries for 189 yards before suffering the injury but only 20 carries for 74 yards afterwards ... has the second-fastest 40-yard dash time among Tiger fullbacks and the best ever vertical jump at 32½" ... another in a long line of talented Tiger fullbacks to come to Clemson from the Tar Heel state ... follows in the footsteps of Kevin Mack (Cleveland Browns), Jeff McCall and Tracy Johnson (Atlanta Falcons) ... nicknamed the "Human Dormitory" last season when a group of coeds living in Howard Hall on the Notre Dame campus decided to start a fan club after they watched Clemson-Virginia game on ESPN ... that story was mentioned in **USA Today**, **Sports Illustrated**, **The National**, and by CBS Sports.

In 1989: Alternated with Tony Kennedy as the second and third-team

FB for most of the 1989 season, he saw increased action in the last three games of 1989 due to the injury to starter Wesley McFadden ... in for 21 plays in the regular season finale versus South Carolina, he had his best rushing total of the season versus the Gamecocks with three carries for 31 yards and his only score of the season ... had two carries for 10 yards the week before in the win at North Carolina and had one carry in the Gator Bowl win over West Virginia ... saw action in every game with the exception of the Georgia Tech contest ... in for 21 snaps in the season opener with Furman, he had one carry for two yards that day while recording four knockdown blocks ... in for 18 plays versus Maryland, he carried the ball twice for a gain of 16 yards and was credited with two KDs.

In High School: One of five 1988 Tiger signees who were **Parade** All-Americans ... also chosen as a member of **Athlon's** Atlantic Coast Elite Eleven ... **Street & Smith's** honorable mention All-American ... **Lindy's** National Blue Chip ... Max Emfinger's National High School Football Recruiting Service chose him to their national Nifty Top 550 and rated him as the 13th best player in the North Dixie region ... played in the Shrine Bowl in 1987 where he was North Carolina's leading rusher ... had 4,095 career rushing yards while topping the 1,000-yard mark three times ... he rushed for 1,135 yards and 15 touchdowns as a senior despite missing three games ... he had 1,442 yards and 21 touchdowns as a sophomore and 1,146 yards and 17 touchdowns as a junior ... played at Ashbrook High School, the same school Los Angeles Laker forward James Worthy attended ... majoring in industrial education ... born 1/19/69.

1989 Game by Game

Date	Opponent	Plays	KDs	Att	Yds	Avg	TD	LG
9-2	Furman	21	4	1	2	2.0	0	2
9-9	at Florida St.	8	0	0	0	0.0	0	—
9-16	at Virginia Tech	16	3	1	2	2.0	0	2
9-23	Maryland	18	2	2	16	8.0	0	13
9-30	at Duke	3	0	0	0	0.0	0	—
10-7	Virginia	11	0	0	0	0.0	0	—
10-14	Georgia Tech	DNP						
10-21	N.C. State	3	0	0	0	0.0	0	—
10-28	Wake Forest	3	0	0	0	0.0	0	—
11-4	at N. Carolina	18	2	2	10	5.0	0	5
11-18	at S. Carolina	21	4	3	31	10.3	1	22
12-30	West Virginia	20	2	1	3	3.0	0	3
Totals		142	17	10	64	6.4	1	22

1990 Game by Game

Date	Opponent	Plays	KDs	Att	Yds	Avg	TD	LG	Rec	Yds
9-1	*Long Beach St.	28	0	10	78	7.8	1	24	1	12
9-8	*at Virginia	55	7	10	43	4.3	0	11		
9-15	*at Maryland	49	2	15	47	3.1	0	6		
9-22	*Appalachian St.	33	5	5	21	4.2	0	8		
9-29	Duke	Did not play — Knee Injury								
10-6	Georgia	Did not play — Knee Injury								
10-13	at Georgia Tech	Did not play — Knee Injury								
10-20	*at N.C. State	36	3	3	5	1.7	1	2		
10-27	*at Wake Forest	43	9	6	27	4.5	0	9	2	52
11-3	*N. Carolina	39	5	3	13	4.3	0	6	2	10
11-17	*S. Carolina	25	4	6	24	4.0	0	6		
1-1	*Illinois	27	4	2	5	2.5	0	3	1	17
Totals		335	39	60	263	4.4	2	24	6	91

Howard Hall Career Stats

Year	GP-GS	Plays	KDs	Att	Yds	Avg	TD	LG	Rec	Yds	TD	LG
1989	11-0	142	17	10	64	6.4	1	22	0	0	0	—
1990	9-9	335	39	60	263	4.4	2	24	6	91	1	38
Totals	20-9	477	56	70	327	4.7	3	24	6	91	1	38

75

LES
HALL

6-7, 310, *Junior, OT
Columbia, SC Spring Valley HS



Les Hall Fact: The tallest offensive lineman ever to start a game for Clemson.

Fall 1991 Depth Chart Position: Co- First-team right tackle
Best All-Around Game: Had a 71 percent grade and a career high six knockdown blocks in Clemson's victory over Georgia last season.

Bowl Experience: Played five snaps in the 1989 Gator Bowl victory over West Virginia. Had a 69 percent grade on 17 plays in the victory over Illinois in the 1991 Hall of Fame Bowl.

Years Lettered: 1989, 1990

At Clemson: Reserve offensive tackle who played behind All-American and Outland Trophy finalist Stacy Long last season, he should battle with Kelvin Hankins for the starter's slot in 1991 ... started the Appalachian State contest when Long was injured ... in for 266 plays for the season, more than any other reserve lineman on offense or defense ... in for a career high 51 plays at Maryland and saw action in 50 snaps in his only start versus Appalachian State ... had six knockdowns in only 26 plays in the win over Georgia ... hampered by a recurring ankle injury last season, he was in for only nine plays in the regular season finale versus South Carolina ... in for 187 snaps in the first five games he played in last season and only 79 plays in his last six games ... had two coaches grades of 84 in 1990, versus Long Beach State and N.C. State ... tied as the tallest player on the Clemson team at 6'7" ... pushes 900 pounds on the leg sled and power cleans 298-pounds ... has increased his bench press by 70 pounds and his leg sled by 150 pounds since 1988.
In 1989: Played in seven games in 1989, he was in for 58 plays as a backup at left tackle ... listed behind All-American Stacy Long at right tackle heading into pre-fall workouts ... voted one of the two Most Improved Offensive Linemen by Tiger coaches for 1990 spring workouts.

In High School: **SuperPrep Magazine's** Mid-Atlantic Offensive Player-of-the-Year and All-American ... that publication also chose him as the National Surprise Player-of-the-Year ... both preseason and postseason all-state selection by the **Greenville News** ... **The (Columbia) State** Co-Lineman-of-the-Year ... **USA Today** honorable mention All-American ... also a member of the **USA Today** top 100 ... played junior varsity until his senior year where he really blossomed into a highly recruited student-athlete ... played for the Sandlappers in the Shrine Bowl ... also has recorded a shot put of 52 feet in track and field ... played at Spring Valley High for Coach Jerry Brown... recorded a school-record 75 knockdown blocks his senior year ... majoring in sociology ... born 8/18/70 in Montgomery, AL.

Personality Profile

What is your nickname? Big Kid, Gentle Giant, Weird Kid

What are your hobbies? Reading, music, scuba diving

What is the worst thing about you? Impatient

What is the weirdest thing about you? Being pigeoned toed.

Player on the team who will be a surprise this year: Stacy Seegers

What event changed your life? First time I stepped on a football field.

If I could change one thing about the game of football, I would: Ban astroturf.

What is the best advice anyone ever gave you? Say thank you after everything.

What is the most important thing you've learned since coming to Clemson? Taking care of business.

When you want to impress a girl, what do you do? Take her white-water rafting.

When you are 45-years old, what do you want to be doing? Paying off the bills I've accumulated my first 44 years.

If you were a head coach, you would: Have the best team in America (football team).

Who is the best athlete you've played against? Ivory Gathers

If you could play a different position, you'd play: Fullback

What is your worst fear? Spiders

1990 Game by Game Stats

Date	Game	+	-	Plays	GR	KD
9-1	Long Beach St.	25	5	30	84	2
9-8	at Virginia			Did Not Play		
9-15	at Maryland	39	12	51	77	1
9-22	*Appalachian St.	31	19	50	62	0
9-29	Duke	20	10	30	66	2
10-6	Georgia	18	8	26	71	6
10-13	at Georgia Tech	5	3	8	63	1
10-20	at N.C. State	14	3	17	84	1
10-27	at Wake Forest	6	6	12	50	0
11-3	North Carolina	9	7	16	57	0
11-17	South Carolina	7	2	9	78	2
1-1	Illinois	12	5	17	69	2
Totals		186	80	266	69	17

Les Hall Career Stats

Year	GP-GS	Plays	KDs
1989	7-0	58	4
1990	11-1	266	17
Totals	18-1	324	21

62

KELVIN HANKINS

6-3, 298, *Senior, OT
Camden, NJ Wilson HS



Hankins Fact: A first-team **USA Today** high school All-American, the only Clemson offensive lineman so honored since the publication first appeared in 1982.

Fall 1991 Depth Chart Position: Co- First-team right tackle
Best All-Around Game: Had an 84 percent grade and a career high five knockdown blocks against Duke last season.

Bowl Experience: Played 14 snaps with two knockdown blocks in the 1989 Gator Bowl against West Virginia, then had one knockdown and a 73 percent grade for 13 plays against Illinois in the 1991 Hall of Fame Bowl.

Years Lettered: 1989, 1990

At Clemson: Reserve right offensive tackle in 1990, he and Les Hall were listed as co-starters on the depth chart heading into the fall ... saw considerable action in the spring drills ... played behind Bruce Bratton at left tackle last season but will probably play predominantly on the right side in 1991 ... in for 241 plays last season and played in 10 games ... in for a career-high 46 plays versus Appalachian State, he had three knockdowns in that contest ... had his best coaches grade of the season when he had an 86 percent and three knockdowns in 27 plays versus Georgia ... certainly a bright spot in the loss at Georgia Tech, he graded 83 percent for 39 plays and was a prime reason Clemson rushed for 290 yards ... had grades between 82 and 86 ... had a career-high five knockdown blocks in the Tigers' homecoming win over Duke, he graded out at 84 percent

in that game ... had 20 knockdown blocks for the season ... in for 25 or more plays in six of the 10 games he played in ... bench presses 375 pounds.

In 1989: Showed improvement over the course of 1989 and worked hard in spring drills ... had his first career start versus Wake Forest and was in for a career-high 45 snaps ... recorded three knockdown blocks that day ... also had three KDs in the North Carolina and Maryland contests, he had seven knockdowns in the first eight games and 11 in the last four ... played in every game but the Duke and Virginia contests ... played at least 20 snaps in each of the last four games, including the Gator Bowl contest with West Virginia ... had at least one knockdown block in all but two games in which he played ... had a total of 18 KDs for the season.

In 1988: Red-shirted the 1988 season, he sat out 1987 due to Proposition 48 ... played high school football with former Tiger offensive lineman Eric Harmon ... widely recruited youngster, the day he signed with Clemson he was featured in a color photo on the front page of the **USA Today** sports section.

In High School: One of two 1987 Tiger signees who was a **USA Today** first-team All-American ... Joe Terranova named him to the Golden Glow Top 22 Team ... **Parade** All-American, **Sporting News** and **Bally** All-American ... New Jersey Player-of-the-Year according to **USA Today** ... Max Emfinger called him the number-one lineman going into his senior season ... member of US Army Reserve All-Star team ... was credited with 105 tackles, two fumble recoveries and caused four fumbles ... average blocking grade was 95 percent ... played at Woodrow Wilson High School for Coach Butch Gale ... earned three letters on the gridiron and two in track ... majoring in industrial education ... born 8/10/69 in Camden, NJ.

Personality Profile

Nickname: Hank

My favorite sports hero: Julius Erving

My favorite non-sports hero: Mother

My dream vacation: Hawaii

Most Impressive person I've ever met: Mike Gottfried

Player on the Clemson team who will be a surprise this upcoming year: Kelvin Hankins

My worst fear: Death

My craziest ambition: To skydive

My favorite midnight snack: Pizza

My favorite toy as a child: GI Joe

My favorite song to sing in the shower: 911 Public Enemy

If I were president of the United States, I would: Move out of Camden, NJ

College sports would be better if: We got paid

If I were not playing football, I would: Be in the service

The greatest thing about being an athlete is: Traveling, excitement and chance to make millions

The toughest thing about being an athlete is: How time consuming it can be

If I could play a different position I'd play: Running back

1989 Game By Game Stats

Date	Opponent	+	-	Plays	KD	Grade
9-2	Furman	11	8	19	2	60
9-9	at Florida St.	3	0	3	0	100
9-16	at Virginia Tech	3	2	5	1	60
9-23	Maryland	11	3	14	3	78
9-30	at Duke			DNP		
10-7	Virginia			DNP		
10-14	Georgia Tech	7	2	9	0	78
10-21	N.C. State	11	4	15	1	73
10-28	*Wake Forest	25	20	45	3	55
11-4	at N. Carolina	13	8	21	3	63
11-18	at S. Carolina	16	8	24	3	67
12-30	West Virginia	10	4	14	2	71
Totals		110	159	169	18	65.1

1990 Game by Game Stats

Date	Game	+	-	Plays	GR	KD
9-1	Long Beach St.	27	12	39	70	2
9-8	at Virginia	DNP				
9-15	at Maryland	DNP				
9-22	Appalachian St.	30	16	46	66	3
9-29	Duke	21	4	25	84	5
10-6	Georgia	23	4	27	86	3
10-13	at Georgia Tech	32	7	39	83	2
10-20	at N.C. State	16	9	25	64	2
10-27	at Wake Forest	9	2	11	82	1
11-3	North Carolina	3	3	6	50	0
11-17	South Carolina	7	3	10	70	1
1-1	Illinois	9	4	13	73	1
Totals		177	64	241	73	20


Hankins Career Stats

Year	GP-GS	Plays	KDs
1989	10-1	169	18
1990	10-0	241	20
Totals	20-1	410	38

61

DEAN
HARMAN

5-10, 202, *Senior, SN
Midland, MI Midland Down HS



Harman Fact: Played high school baseball against current California Angels pitcher Jim Abbott.

Fall 1991 Depth Chart Position: Reserve snapper

At Clemson: Reserve snapper last season who did not get into a game ... has appeared in only one contest in his career, in the 1989 season ... will battle for the starting job at snapper with the graduation of Scott Beville.

In High School: Lettered in football and baseball at Midland Down High School in Midland, MI ... played for Frank Altimore in high school ... a member of a conference and district championship team in both sports ... an all-star player in baseball ... his father, Ken, played basketball for Kansas Wesleyan ... majoring in management ... born 12/16/68 in Williamsburg, VA.

Personality Profile

Nickname: DeanH (my license plate)

My favorite sports hero: Dale Murphy, Michael Jordan

My favorite non-sport hero: Billy Crystal

Hobbies: Golf, reading, travel, tennis.

Most impressive person I've ever met: My parents

Best athletes I've played against: Andre Rison (Atlanta Falcons) and Jim Abbott (California Angels).

My craziest ambition: To skydive

What turns me off about people: Cockiness and rudeness

My favorite midnight snack: Hamburgers at Huddle House with Jon Kubu

The class I've enjoyed the most at Clemson: Law 322

My favorite toy as a child: Whiffle ball & bat

My favorite cereal as a kid: Oatmeal

If I were president of the United States, I would: Dedicate more funding for the youth of the U.S.; improve education and drug awareness.

College sports would be better if: They were not quite so time consuming. As an athlete you really can't live a normal life because of time commitments.

When I am finished playing football, I would like to: Lose weight and enjoy some of the things you miss out on as an athlete.

The toughest thing about being an athlete is: Time management
If I could play a different position I'd play: Linebacker

When I played football as a kid, I pretended I was: Roger Staubach
My mother always thought I was: Into something

My teammates don't know that I: Sleep only 5 to 6 hours a night
If I had a million dollars I'd buy: A house on the ocean in Southern California or probably develop a well diversified portfolio of investments.

I'm as good as anyone else at: Slicing and hooking golf shots

When people first meet me they think: I'm not a football player.

When I'm feeling sorry for myself I: Remember how lucky I really am with my life.

My advice to youngsters is: Make academics a top priority, get involved in a variety of things, think about the consequences of what you do before you do it.

55

JOHN
HARRIS

6-2, 265, *Junior, OG
Roxboro, NC Person HS



John Harris Fact: Played 66 plays in 1990, 38 of those plays came in the first game and the last game combined.

Fall 1991 Depth Chart Position: Second-team left guard.

Bowl Experience: Played 18 snaps at center against Illinois in the 1991 Hall of Fame Bowl, that is his second most extensive action in a game at Clemson.

Years Lettered: 1990

At Clemson: Third-team center in 1990 who saw action in six games and 66 plays ... in for a career-high 20 plays in the season-opener with Long Beach State, he did not play the next two games ... in for 15 plays in the Tigers' victory over Appalachian State ... graded out at 86 percent for seven plays versus Georgia, he also had a knockdown block in that Clemson win ... in for 18 plays in the Hall of Fame Bowl contest with Illinois ... played at the guard position this past spring ... strong athlete who bench presses 405 pounds.
In 1989: Reserve center in 1989 who saw action in three games and was in for 30 snaps ... listed as the Tigers' second-team center following spring workouts of 1990 ... has been through four spring practices and three fall drills even though he is only a junior in eligibility ... entered Clemson in January of 1988, he red-shirted the 1988 season at center.


In High School: An all-conference selection at Person High School ... honorable mention all-state choice ... played for Larry Dixon at Person High ... earned six letters in high school, three in football, two in track, and one in wrestling ... considered to be one of the top 15 offensive linemen in North Carolina ... majoring in recreation and park administration ... born 7/6/68 in Chapel Hill, NC.

John Harris Career Stats

Year	GP-GS	Plays	KDs
1989	3-0	30	0
1990	6-0	66	1
Totals	9-0	96	1

40

RUDY HARRIS



6-3, 235, Junior, FB
Brockton, MA Brockton HS

Rudy Harris Fact: Became first Clemson fullback to catch a TD pass in 18 years when he caught aerial from DeChane Cameron against Maryland last year.

Fall 1991 Depth Chart Position: Second-team fullback

Best All-Around Game: Had 11 rushes for 75 yards and registered six knockdown blocks against Duke in 1990.

Bowl Experience: Had 20 yards in just three attempts and also caught a pass in 1991 Hall of Fame Bowl victory over Illinois.

Years Lettered: 1990

At Clemson: Second-leading rusher on the 1990 squad, even though he only started three games and missed one game due to an injury ... broke the thumb on his left hand during the first week of 1991 spring drills and underwent surgery, he missed the rest of spring workouts ... led the team in rushing versus North Carolina in 1990 when he gained 66 yards on 15 attempts ... in for 292 plays for the season, just 43 less than starter Howard Hall ... started the Duke, Georgia and Georgia Tech contests when Hall was out with a knee injury ... did not play versus N.C. State due to a deep thigh bruise ... had perhaps his best game of the season in the homecoming victory over Duke when he gained 75 yards on 11 carries for his best average of the season (6.8) and had his longest run of the year, a 30-yarder ... averaged 6.7 yards on three carries in the win over the Illini in the Hall of Fame Bowl ... also had a reception in that contest ... third on the team in scoring, with three rushing touchdowns and two TD receptions ... ranked tied for fifth on the team in receptions with six for 60 yards ... scored the winning touchdown versus Maryland in the fourth period on a pass reception from DeChane Cameron ... the score gave Clemson an 18-17 victory in what may have been the most pivotal game of the season ... that TD marked the first time a Tiger fullback had caught a touchdown pass in 18 years ... Wade Hughes had the last one, a 10-yarder, in 1972 ... in for a season-high 52 plays in the win over Georgia, he gained 64 yards on 17 carries versus the Bulldogs ... averaged 6.4 yards per carry in the Wake Forest contest, he also rushed for a touchdown in that game ... had two touchdowns in the regular season finale versus South Carolina even though he was in for just 25 plays ... leads all Tiger fullbacks in flexibility, he can sit and reach 9¼" past his feet. **In 1989:** Injured his shoulder during early fall drills of 1989 and saw limited action in practice ... sat out 1989 season and spring drills of 1990.

In High School: A first-team **USA Today** All-American ... one of two **Parade** All-Americans signed by the Tigers in 1989 ... also chosen to the **Street & Smith** and **SuperPrep** All-American ... **SuperPrep** rated him as the 10th best RB in the nation and named him to the All-Northeast team ... the Gatorade State and Regional Player-of-the-Year ... **USA Today** Super 25 choice ... a Tom Lemming All-American ... Lemming chose him as the Player-of-the-Year in the Northeast region ... Joe Terranova's All-East selection ... Max Emfinger rated him as the nation's third best fullback ... Emfinger also named him to the fourth-team All-American and All-Northeast ... a top 100 choice by the **(Louisiana) Times Picayune** ... Joe Terranova named him the nation's seventh best running back ... chosen to the Scholastic Coach All-America team and **Lindy's** top 88 ... led his high school team to a state championship as a junior ... had some incredible statistics including a school career rushing record of 4,194 yards and 67 TDs ... his senior year marks include: 1,821 yards

rushing, 27 TDs, 174 points and a 38.5-yard punting average ... also returned two kickoffs and three punts for touchdowns and caught 30 passes for 460 yards and eight TDs ... on defense he averaged 12 tackles with one interception ... his junior year he had 1,276 yards and 26 TDs ... averaged 30 points a game in basketball as a junior ... also played baseball and ran track ... majoring in sociology ... born 9/18/71.

Personality Profile

What is your nickname? Rudy (his real name is Onzell Andre)

What are your hobbies? Golf, basketball & baseball

What was your most embarrassing moment? Tripping in front of a bunch of girls.

What is the best thing about you? My personality

What is the worst thing about you? I'm open-minded

Player on the team who will be a surprise this year: Ty Gibson

If you could change one thing about the game of football, you would: Pay athletes

What is the best advice anyone ever gave you? "Never forget who lives within me."

What is the most important thing you've learned since coming to Clemson? Academics come first

When you want to impress a girl, what do you do? Nothing

When you are 45-years old, what do you want to be doing? Retire

If you were a head coach, you would: Be easy-going

What is your favorite food? Seafood

If you could play a different position, you'd play: Tailback

What was your favorite thing to pretend when you were a kid? Batman

What is your worst fear? Not succeeding

1990 Game by Game

Date	Opponent	PL	KD	Att	Yds	Avg	TD	Rec	Yds	Avg	TD
9-1	Long Beach St.	25	2	8	35	4.4		1	1	1.0	
9-8	at Virginia	2	0	0	0	0.0					
9-15	at Maryland	8	0	2	3	1.5		1	11	11.0	1
9-22	App. State	19	1	1	2	2.0					
9-29	*Duke	50	6	11	75	6.8		1	3	3.0	1
10-6	*Georgia	52	2	17	64	3.8					
10-13	*at Ga. Tech	37	2	15	47	3.1					
10-20	at N.C. State	Did not play — Thigh Injury									
10-27	at Wake Forest	21	2	7	45	6.4	1	1	17	17.0	
11-3	N. Carolina	36	2	15	66	4.4					
11-17	S. Carolina	25	3	5	16	3.2	2	1	28	28.0	
1-1	Illinois	17	2	3	20	6.7		1	0	0.0	
Totals		292	22	84	373	4.4	3	6	60	12.0	2


Rudy Harris Career Stats

Year	GP-GS	Plays	KDs	Att	Yds	Avg	TD	LG	Rec	Yds	TD	LG
1990	11-3	292	22	84	373	4.4	3	30	6	60	2	30

72

JOSHUA HOLLOWAY

6-2, 300, *Freshman, MG
Oxen Hill, MD Oxen Hill HS



Holloway Fact: Holloway was a first-team high school All-American according to **Don Heinrich's** Preseason Magazine in 1989.

Fall 1991 Depth Chart Position: Third-team middle guard


At Clemson: Red-shirted the 1990 season at defensive line, he was a key member of the Tiger scout team ... was the scout team's version of Illinois All-American Moe Gardner in pre-Hall of Fame Bowl practice ... broke his foot in a high school all-star game just before coming to Tigertown last fall and was forced to sit out much of fall practice ... worked out at middle guard this past spring, he had 11 tackles in four spring scrimmages ... had six tackles in a scrimmage on April 3.

In High School: A **SuperPrep** All-American ... a first-team All-American according to **Don Heinrich's** football magazine ... chosen as one of the top 50 players in the nation by **The Sporting News** ... a member of **Athlon's** Elite Eleven on the Atlantic Coast ... **Blue Chip** magazine second-team All-American ... that publication also placed him on the All-Northeast squad ... an honorable mention All-America choice by **Street & Smith** ... **USA Today** named him to the all-state team ... **G&W Report** honored him as an All-ACC area, All-Maryland, and top 250 selection ... an All-Midatlantic choice of **Super-Prep** magazine ... recorded 149 tackles, five fumble recoveries, four caused fumbles, and three PBUs as a senior ... as a junior, he had 78 tackles and 11 sacks ... a three-year starter ... a Joe Terranova's Who's Who list ... **Washington Post's** Defensive Player-of-the-Year ... selected as Prince George's County Offensive Lineman-of-the-Decade ... wrestled as a heavyweight ... attended Oxen Hill High School ... majoring in engineering ... born on 5-4-72.

13

KENZIL JACKSON

5-11, 220, *Junior, LB
LaGrange, GA LaGrange HS



Jackson Fact: Had the fifth best plays per tackle figure by a Clemson player in the last five years when he averaged a tackle every 5.44 plays during 1990.

Fall 1991 Depth Chart Position: First-team inside linebacker

Best All-Around Game: Had a career high eight tackles in only 18 plays of action against Appalachian State last year.

Bowl Experience: Played 10 snaps, but did not have a tackle in the 1989 Gator Bowl against West Virginia. Came back with three tackles in 26 plays against Illinois in the 1991 Hall of Fame Bowl.

Years Lettered: 1989, 1990

At Clemson: Slated to start at inside linebacker for the Tigers in 1991, he led all non-starters in tackles with 50 last season ... 30 of those stops were first hits ... played behind all-conference performer Doug Brewster in 1990 ... had three tackles for loss for the season ... made five or more tackles in five games ... tied his career high in terms of tackles versus Appalachian State with eight, four came on the Clemson special teams ... had 14 special teams tackles last season, the fifth best mark on the team ... ranked eighth on the entire defense in total tackles ... in for a career-high 26 plays versus N.C. State, he made six stops in that Tiger victory ... ended the regular season on a high note, he had six stops in 21 plays versus North Carolina, including a one-yard tackle for loss ... the next week, made five tackles, including two for negative yardage in 22 plays against the Gamecocks of South Carolina ... injured an ankle in the Duke game and was in for only two plays from scrimmage, he still had two special teams stops in that contest ... had three tackles, including a tackle for loss in only 10 plays at Virginia ... in for 196 plays for the season ... broke up a pass, pressured the quarterback and made two tackles in only 15 plays of action versus Long Beach State ... has had at least one tackle in every game but one over the last two seasons ... boasts the second-best bench press mark among Tiger inside

linebackers at 365-pounds and his 300-pound power clean mark is tied for first among ILBs ... his bench press mark is an 80-pound improvement since his freshman year.

In 1989: Second-team weakside linebacker who ended the regular season on a high note with his best performance of the year ... had a season-high eight tackles in the win at South Carolina, the third-best mark on the team for that contest ... six of those tackles were first hits ... also had a tackle for loss versus the Gamecocks, costing the opposition two yards ... had the first blocked punt of his brief Clemson career in that same game, he and Mitch Belton were the only Tigers to block a kick that season ... a key member of the special teams, he had 12 stops, seven were first hits ... had 37 total tackles for the season, that total ranked fourth among inside linebackers ... third leading frosh tackler on the team ... known for his hard hitting ... injured an ankle in the first quarter of the Maryland game, he left with only one tackle to his credit ... missed the next week's contest with Duke entirely and played on special teams only versus Virginia and Georgia Tech ... saw his season-high in terms of action versus Wake Forest, he had two tackles in 22 plays in that contest ... had four tackles in 13 plays in his first collegiate game, the Furman contest ... had seven stops the next week at Florida State, and six the next Saturday at Virginia Tech ... had four tackles in 15 plays in the Tigers' victory over North Carolina ... recovered a fumble on a punt return in the N.C. State contest ... leading tackler in the spring of 1990, he had 41 tackles in seven scrimmages ... had 10 stops in a March 10 scrimmage and 11 stops at a scrimmage later

CLEMSON VS. OPPONENTS IN DEATH VALLEY

Team	G	W	L	T	Pct.	Clem Pts.	Opp. Pts.
Virginia	16	16	0	0	1.000	457	231
Furman	13	13	0	0	1.000	400	70
The Citadel	7	7	0	0	1.000	202	22
Western Carolina	4	4	0	0	1.000	125	30
Duquesne	3	3	0	0	1.000	128	40
Virginia Military	1	1	0	0	1.000	57	12
Pensacola NAS	1	1	0	0	1.000	7	6
Texas Christian	1	1	0	0	1.000	3	0
Rice	1	1	0	0	1.000	19	3
Wofford	1	1	0	0	1.000	45	10
Appalachian State	2	2	0	0	1.000	88	7
Long Beach State	1	1	0	0	1.000	59	0
Presbyterian	16	15	1	0	.938	710	66
Wake Forest	26	21	5	0	.808	659	346
Virginia Tech	9	7	2	0	.778	198	85
South Carolina	16	11	4	1	.718	366	220
Duke	16	11	4	1	.718	374	217
North Carolina	17	12	5	0	.705	375	285
Boston College	4	2	1	1	.625	99	71
Georgia Tech	5	3	2	0	.600	112	87
N.C. State	19	11	8	0	.579	385	245
Tulane	2	1	1	0	.500	34	23
Mississippi St.	1	0	0	1	.500	7	7
Villanova	2	1	1	0	.500	38	14
Kentucky	2	1	1	0	.500	34	19
Georgia	14	6	6	2	.500	203	254
Maryland	19	9	10	0	.474	410	318
Auburn	6	2	4	0	.333	111	145
Alabama	2	0	2	0	.000	23	51
Florida State	2	0	2	0	.000	28	67
G. Washington	1	0	1	0	.000	0	7
Texas A&M	1	0	1	0	.000	15	30
Notre Dame	1	0	1	0	.000	17	21
TOTAL	232	164	62	6	.719	5738	3009

(Note: Tie game is half game won, half game lost.)

in the spring ... had six tackles in the Orange and White Game.

In 1988: From the same high school as former Tiger teammate John Johnson and 1991 QB DeChane Cameron ... had two scrimmages in fall of 1988 where he made 12 tackles and Clemson coaches almost decided not to red-shirt Jackson ... got started in sports by playing basketball in the backyard with his dad.

In High School: A three-year starter at linebacker in high school ... also played running back for coach Gary Guthrie at LaGrange High School ... played in the North-South All-Star game and was his team's MVP as a senior ... also won school's special teams award and was player-of-the-game twice ... had four letters in high school, three in football, one in baseball ... played on a pair of regional champions in football ... had 108 total tackles as a senior ... also had two blocked punts, three interceptions and three touchdowns ... honored by the **Atlanta Constitution** as an honorable mention all-state performer at linebacker on the AAAA level ... majoring in management ... born 4/22/70 in Langdale, AL.

Personality Profile

What is your nickname? K.J.; Action

What are your hobbies? Girls, basketball

What is the weirdest thing about you? How quickly I fall asleep.

Person you admire the most: My mother

Player on the team who will be a surprise this year: Tim Jones

If you could change one thing about the game of football, you would: Have playoffs

What bugs you the most? Heavy traffic & stubborn women

What is the most important thing you've learned since coming to Clemson? People are the same everywhere.

When you want to impress a girl, what do you do? Act like a gentleman.

When you are 45-years old, what do you want to be doing? Raising kids.

If you were a head coach, you would: Have the meanest team known to man.

People think you are: Crazy

You want people to think you are: A good person.

What is your favorite food? Fried chicken

What is your least favorite food? Caviar

If you could play a different position, you'd play: DB

What was your favorite thing to pretend when you were a kid? I was a tree.

What is your worst fear? Heights

1989 Game by Game Stats

Date	Opponent	Plays	Hits	Ast	Tot	TL-Yds
9-2	Furman	13	1	3	4	
9-9	at Florida St.	21	2	5	7	
9-16	at Virginia Tech	23	4	2	6	
9-23	Maryland	*0	0	1	1	
9-30	at Duke		DNP-Ankle Injury			
10-7	Virginia	*0				
10-14	Georgia Tech	*0	3	0	3	
10-21	N.C. State	11	2	0	2	
10-28	Wake Forest	22	2	0	2	
11-4	at N. Carolina	15	1	3	4	
11-18	at S. Carolina	18	6	2	8	1-2
12-30	West Virginia	10	0	0	0	
Totals		133	21	16	37	1-2

*-Special teams only

1990 Game by Game Stats

Date	Game	PL	Hit	Ast	Tot	TL-Yds
9-1	Long Beach St.	15	1	1	2	
9-8	at Virginia	10	2	1	3	1-1
9-15	at Maryland	21	3	2	5	
9-22	Appalachian St.	18	5	3	8	
9-29	Duke	2	2	0	2	
10-6	Georgia	12	2	2	4	
10-13	at Georgia Tech	6	1	2	3	
10-20	at N.C. State	26	2	4	6	
10-27	at Wake Forest	17	3	0	3	
11-3	North Carolina	21	4	2	6	1-1
11-17	South Carolina	22	3	2	5	1-2
1-1	Illinois	26	2	1	3	
Totals		196	30	20	50	3-4

Jackson Career Stats

Year	GP-GS	Plays	Hits	Ast	Tot	TL-Yds	CF-RF	PBU
1989	11-0	133	21	16	37	1-2	0-1	0
1990	12-0	196	30	20	50	3-4	0-0	1
Totals	23-0	329	51	36	87	4-6	0-1	1

56

TIM JONES

6-1, 205, *Freshman, LB
Rock Hill, SC Rock Hill HS



Jones Fact: Jones recorded 508 tackles in his career at Rock Hill High School.

Fall 1991 Depth Chart Position: Third-team inside linebacker

At Clemson: Red-shirted the season at inside linebacker, he showed promise when he led the team in tackles during spring scrimmages this past April ... had 25 total tackles, 17 of those were first hits ... also had an interception that set up a score for the winning White team in the annual Orange and White spring game, he returned it 53 yards ... had seven tackles for White team to finish second on the tackle charts in that contest ... among the top tacklers in each of the four spring outings ... plays on the same side with Ed McDaniel and Chuck O'Brien ... leads all Tiger inside linebackers in the 1.5 mile run, he clocked in at 10:03.

In High School: Another **SuperPrep** magazine All-American ... also chosen as an All-American by Bill Buchalter ... a member of the **Orlando Sentinel's** Dixie Dozen All-South team ... South Carolina's Lineman-of-the-Year according to **The State** and the **Greenville News** ... an all-state choice of those newspapers and **USA Today** ... one of the top 250 seniors according to the G&W Report ... also an All-ACC choice of that publication ... **Blue Chip** magazine selected him as an All-ACC area and third-team All-American ... one of eight Clemson signees selected to play in 1989 Shrine Bowl game ... **SuperPrep** rated him as the Midatlantic's 13th best player ... a member of Joe Terranova's Who's Who team ... as a senior, he had 99 first hits, 63 assists, 15 tackles for losses, five recovered fumbles, one interception and two blocked punts ... led Rock Hill to a 13-1 record in his senior campaign ... had 174 tackles as a junior ... coached by Jim Binger at Rock Hill High School ... majoring in science technology ... born on 11-15-71.

Personality Profile

Nickname: "Hitman"
My favorite sports hero: Lawrence Taylor
Person in history I'd most like to meet: Nelson Mandela
Hobbies and leisure time activities: Basketball
Best athletes I've played against: Jeff Burris, Mark Anthony
Player on the Clemson team who will be a surprise this upcoming year: Rod Adams
My craziest ambition: To run over a 350-lb. lineman
My greatest moment: When I signed with Clemson University
My goal in life: To be a good person
My favorite midnight snack: Cake
My favorite toy as a child: Football
My favorite cereal as a kid: Frosted Flakes
My favorite song to sing in the shower: "Roxanne"
No one knows how much I: Like small kids
If I were president of the United States, I would: ban smoking
College sports would be better if: You didn't get red-shirted
The toughest thing about being an athlete is: You have to keep your grades up.
If I could change one thing about myself, I would: Change my size
If I could play a different position I'd play: Quarterback
If I had a million dollars I'd buy: A house
When I want to get away from football I: Go to sleep
I'd like to be stranded on a desert island with: Janet Jackson
My advice to youngsters is: Stay in school and get your education.

43

DAVID
JOYE

5-10, 192, Junior, DB
Graham, NC Graham HS



Joye Fact: Joye is the co-holder of the Clemson single season record for special teams tackles. He and Shane Scott both had 23 such tackles last year.

Fall 1991 Depth Chart Position: Third-team safety

Bowl Experience: Had two tackles on special teams in the 1991 Hall of Fame Bowl against Illinois.

Years Lettered: 1990

At Clemson: Reserve defensive back who was one of the leaders of the Tiger special teams unit in 1990, he tied for the team-lead in special teams tackles with 23 ... played in 11 games last season, the Maryland contest was the only one in which he did not see action ... played special teams only in eight of those 11 contests, he played only eight snaps from scrimmage all season ... had five special teams tackles in the season opener which tied for the second most special teams tackles in a single game in Clemson history, he also played five snaps from scrimmage in that contest ... had four special teams stops in the win over Georgia ... had a pair of tackles in each of the last four games of the season, he caused a fumble in the win over Wake Forest at Winston-Salem, NC ... leads all Tiger defensive players in the 1.5 mile run with a 9:17 clocking ... named to the Tiger's academic honor roll for the 1990-91 academic year, he earned a 3.25 in financial management.

In 1989: Walked on as a punter in the fall of 1988 ... saw action from scrimmage in only one game of 1989, he was in for three plays at North Carolina ... played some on special teams, he had his only tackle on a special teams play ... had an outstanding performance in the 1989 Orange and White game with 10 tackles, a pass broken up and a blocked kick ... worked hard in the classroom during his freshman year, that effort also paid off ... earned a 3.15 grade point ratio for the 1988-89 academic year in accounting, his GPR for the

spring semester was a 3.25 and he was on Clemson Athletic Academic honor roll.

In High School: A three-sport letterman at Graham High School ... earned three letters in football for Coach Jim Mach, and two letters each in basketball and baseball ... played quarterback, defensive back and punter for Graham High, he was a team captain for his junior and senior years ... all-conference punter as a junior and senior and All-East as a senior ... majoring in financial management ... born 5/13/80 in Danville, VA.


Joye Career Stats

Year	GP-GS	PL	Hits	Ast	Tot	CF-RF
1989	2-0	3	1	0	1	0-0
1990	12-0	8	8	15	23	1-0
Total	14-0	11	9	15	24	1-0

35

TONY
KENNEDY

6-1, 230, *Senior, FB
Elizabeth, NJ Elizabeth HS



Kennedy Fact: Has a 5.0 average for his career, the best career figure by a Clemson fullback (min of two years experience) in the last five years.

Fall 1991 Depth Chart Position: Reserve fullback

Best All-Around Game: Had 67 yards rushing in nine carries, scored two TDs and had eight knockdown blocks in a 45-0 win at South Carolina in 1989.

Bowl Experience: Played on special teams vs. Oklahoma in the 1989 Florida Citrus Bowl, then gained 57 yards on nine attempts against West Virginia in the 1989 Gator Bowl. Had one reception and one knockdown block against Illinois in the 1991 Hall of Fame Bowl.

Years Lettered: 1988, 1989, 1990

At Clemson: Reserve fullback who has been plagued by injury during his Clemson career ... missed three entire games due to injury last season and missed most of 1991 spring workouts after injuring a shoulder during offseason conditioning ... got off to a slow start in 1990 because he was recuperating from off-season bunion surgery on both feet ... sat out the 1990 season opener with a deep thigh bruise and then missed the Wake Forest and North Carolina contests with a rib injury ... had his best game of the season versus Georgia, when he averaged 9.2 yards per carry, gaining 46 yards on five attempts ... in for a season-high 53 plays at Georgia Tech, he gained 44 yards on 12 carries ... helped the Tigers' comeback effort in the second half of the Maryland contest, he came off the bench to rush for 33 yards on seven carries in the second half ... scored his only touchdown of the season in the last game against South Carolina, he was just one of two Clemson players to score TDs in that Tiger win ... in for 18 plays but did not carry the ball in the Hall of Fame Bowl win, he did have a four-yard reception in that contest ... leads all Tiger running backs in the power clean with a 295-pound mark and ranks second among Tiger RBs in the leg sled with an 810 pound mark ... also leads all Clemson running backs in the 1.5 mile run with a 10:08 clocking and in sit-ups per minute with 91 repetitions.

In 1989: Had his first career start versus South Carolina when starter Wesley McFadden was out with an injury ... responded with eight knockdown blocks, nine carries for 67 yards, and two touchdown runs, career highs in all three categories ... had gained just 50 yards in the previous 10 games of the season ... also started the Gator Bowl contest with West Virginia, he had nine carries for 57 yards

and six knockdown blocks ... had never scored for the Tigers prior to the South Carolina game ... has three TDs in his career, all have come against South Carolina ... also had his first career reception in that win, a nine-yarder ... had 30 carries for 184 yards, the fifth-best total on the team ... second on the club in yards/carry ... lost only one yard in those 30 carries ... had two carries in the Maryland contest, those were his only runs in the first seven games of the season ... had five carries at Wake Forest to pick up 29 yards ... carried the ball four times versus North Carolina for a gain of 17 yards ... played on special teams only versus Duke, he saw action from scrimmage in every other game of 1989.

In 1988: A reserve running back in 1988, he saw action in eight games, had five carries for 20 yards ... missed first four games with a knee problem ... carried the ball against North Carolina, Duke, and Wake Forest ... his longest carry was a 14-yarder versus Duke ... in for 14 plays from scrimmage, he also saw action on special teams ... had five tackles on special teams ... began the 1988 season as a strong safety, he moved to the offensive backfield in prefall drills.

In 1987: Red-shirted the season with a knee injury.

In High School: **Street and Smith** All-American as a defensive back ... selected to All-County, All-Metropolitan first team, and all-state second team ... **Sporting News** honorable mention All-American ... also all-conference selection ... voted top offensive player by his teammates ... had 27 receptions for 630 yards and six touchdowns his senior year to go along with 54 first hits, two fumble recoveries and four interceptions ... excellent return man, recording 460 yards on 18 punt returns, two for touchdowns, the longest being 70 yards ... earned six letters in high school, three in both football and track ... cousin Rodney Carter played at Purdue ... coached by Jerry Moore, who also coached former Clemson offensive tackle Jeff Nunamacher ... Joe Terranova's Who's Who choice ... majoring in management ... born 9/19/69.

Personality Profile

What is your nickname? TK

What are your hobbies? Basketball, swimming

What was your most embarrassing moment? Fumbling a football in a big high school game.

What is the best thing about you? My attitude

What is the worst thing about you? Unwilling to let people borrow my car.

What is the weirdest thing about you? My car (its color)

Person you admire the most: My mother (always & forever)

Player on the team who will be a surprise this year: Everyone

What event changed your life? Getting hit by a car.

If you could change one thing about the game of football, you would: Make it less stressful.

What bugs you the most? Talking about my weight.

What is the best advice anyone ever gave you? "Be yourself".

What is the most important thing you've learned since coming to Clemson? How to take care of myself (the value of money).

When you want to impress a girl, what do you do? Nothing, I have one already.

When you are 45-years old, what do you want to be doing? Living comfortably with my wife and kids and being able to look in the mirror and not be ashamed of what I see.

People think you are: A very sneaky guy.

What is your favorite food? Chicken

What is your least favorite food? Fish

Who is the best athlete you've played against? Tony Stewart (RB High School)

If you could play a different position, you'd play: Wide Receiver

What was your favorite thing to pretend when you were a kid? That I was rich.

What is your worst fear? The loss of my mother.

1989 Game by Game

Date	Opponent	Plays	KDs	Att	Yds	Avg	TD	LG	Rec-Yds
9-2	Furman	12	1	0	0	0.0	0	-	
9-9	at Florida St.	2	0	0	0	0.0	0	-	
9-16	at Virginia Tech	5	0	0	0	0.0	0	-	
9-23	Maryland	4	0	2	1	0.5	0	1	
9-30	at Duke	Special Teams Only							
10-7	Virginia	5	0	0	0	0.0	0	-	
10-14	Georgia Tech	19	2	0	0	0.0	0	-	
10-21	N.C. State	16	5	1	13	13.0	0	13	
10-28	Wake Forest	34	7	5	29	5.8	0	15	
11-4	at N. Carolina	15	6	4	17	4.3	0	9	
11-18	*at S. Carolina	46	8	9	67	7.4	2	30	1-9
12-30	*West Virginia	38	6	9	57	6.3	0	19	
Totals		196	35	30	184	6.1	2	30	1-9

1990 Game by Game

Date	Opponent	PL	KDs	Att	Yds	Avg	TD	Rec-Yds
9-1	Long Beach St.	Did not play — Thigh Injury						
9-8	at Virginia	27	1	1	2	2.0	0	
9-15	at Maryland	15	0	7	33	4.8	0	
9-22	App. State	Special Teams Only						
9-29	Duke	21	1	6	36	6.0	0	
10-6	Georgia	20	4	5	46	9.2	0	
10-13	at Georgia Tech	53	1	12	44	3.7	0	
10-20	at N.C. State	41	3	8	18	2.2	0	
10-27	at Wake Forest	Did not play — Rib Injury						
11-3	N. Carolina	Did not play — Rib Injury						
11-17	S. Carolina	15	1	4	6	1.5	1	
1-1	Illinois	18	1	0	0	0.0	0	1-4
Totals		210	12	43	185	4.3	1	1-4

Kennedy Career Stats

Year	GP-GS	Plays	KDs	Att	Yds	Avg	TD	LG	Rec	Yds
1988	8-0	14	0	5	20	4.0	0	14	0	0
1989	12-2	196	35	30	184	6.1	2	30	1	9
1990	9-0	210	12	43	185	4.3	1	23	1	4
Totals	29-2	420	47	78	389	5.0	3	30	2	13

Levon Kirkland — see page 73.

8

JON KUBU

5-11, 167, *Senior, PK
Anderson, SC Westside HS



Kubu Fact: Kubu, not Chris Gardocki, was the main kickoff man for the Tigers in 1989.

Fall 1991 Depth Chart Position: First-team placekicker
Years Lettered: 1989

Bowl Experience: Had one kickoff against West Virginia in the 1989 Gator Bowl.

At Clemson: Walk-on placekicker who took a sabbatical last season after seeing limited action in 1988 and 1989 ... will battle to be the Tigers' starting placekicker this fall, he is one of the top candidates to fill the spot left by All-American Chris Gardocki ... had two successful field goal attempts in the Orange and White Spring game, one was from 33-yards out and one was a 37-yard kick ... handled the main kickoff duties for the Tigers in 1989, he had seven touchbacks in 40 attempts ... opponents averaged 23.4 yards per return ... also good on one extra point attempt for the Tigers in that 10-2 season ... in 1988, had 11 kickoffs in three games and opponents averaged 20.3 yards per return ... spent his spare time last year as

a waiter in a local restaurant, he was never on scholarship at Clemson ... has a 29½" vertical jump and a 105" standing broad jump ... has the best time posted by a Tiger since 1985 in the 1.5 mile run at 8:25.

In 1988: Reserve placekicker who saw action in three games in 1988 ... kicked off for the Tigers against Virginia Tech, Furman, and North Carolina ... walked on in the fall of 1987.

In High School: A three-sport letterwinner at Westside High School in nearby Anderson, SC ... lettered in football, soccer and track ... all-area in football in 1985, 86 87 ... all-conference in soccer in 1984, 85, 86, 87 ... all-conference in football in 1986 and 1987 ... held his high school record in the one and two mile runs ... finalist in the state high jump competition in 1986 ... second-team all-state selection in soccer ... majoring in financial management ... born 4/14/69 in Toms River, NJ.

Personality Profile

What is your nickname? Kubu

What was your most embarrassing moment? Being asked to speak in public without warning.

What is the best thing about you? I can get along with most people.

What is the worst thing about you? I worry too much.

What is the weirdest thing about you? I love country music.

Person you admire the most: David Treadwell

Player on the team who will be a surprise this year: Lance Easton

What event changed your life? Moving to South Carolina.

If you could change one thing about the game of football, you would: Do away with athletic dorms, and the training table.

What bugs you the most? Litter, traffic

What is the best advice anyone ever gave you? "Nothing is ever worth getting angry about."

What is the most important thing you've learned since coming to Clemson? Things don't always turn out the way you planned them, so learn to make the most of your situation.

When you are 45-years-old, what do you want to be doing? Enjoying my job and my family.

If you were a head coach, you would: Become an assistant coach.

What is your favorite food? Pasta

If you could play a different position, you'd play: Quarterback

Kubu Career Stats

Year	GP-GS	Punting					Kickoffs					Avg. Ret	Avg. Strt
		PAT	Pts	No	Yds	Avg	LP	Net	Att.	TB	GL		
1988	3-0	1-1	1	0	0	0	0	0	11	0	—	20.3	25.5
1989	11-0	1-1	1	2	73	36.50	38	36.5	40	7	5	23.1	25.0
Totals	14-0	2-2	2	2	73	36.50	38	36.5	51	7	5	21.7	25.25

CLEMSON MEMORIAL STADIUM SEATING CAPACITY


Club Level	650
South Stands	20,918
North Stands	21,906
West Stands	5,735
Top Deck South	9,151
Top Deck North	14,240
Handicapped Areas	759
East Bleachers	700
General Admission (Grass Bank)	5,000
	<hr/> 79,059
Press Box (South Side)	300
South Box Level	294
North Box Level	1,820
	<hr/> 2,414
TOTAL SEATING CAPACITY:	<hr/> 81,473

*total attendance figures include the press (writers and photographers), stadium security, stadium employees, etc.

60

MIKE
KUNZ

6-5, 280, *Freshman, OT
San Antonio, TX Lee HS



Kunz Fact: Only freshman listed among the first three teams on the Clemson offensive line heading into the 1991 season.
Fall 1991 Depth Chart Position: Third-team right tackle

At Clemson: Red-shirted the 1990 season on offensive line, he missed some time this spring with an ankle injury ... has improved his strength stats, he bench pressed 90 pounds more in March than when he arrived at Clemson in August ... another in a talented group of young linemen who will battle for a spot on the offensive depth chart this fall.

In High School: A large offensive line prospect who is one of two signees from the state of Texas ... an All-San Antonio selection ... rated as the third best prospect in the San Antonio area ... a member of Bill Buchalter's Dandy Dozen in Texas ... listed among the Texas star's section of Tom Lemming's report ... a three-year starter ... attended Lee High School ... lists Howie Long as his favorite pro athlete ... once met David Robinson of the San Antonio Spurs ... was coached by Bobby Smith ... majoring in management ... born on 9-20-71.

71

BRENT
LE JEUNE

6-4, 290, *Sophomore, OT
Lake Charles, LA Barbe HS



LeJeune Fact: A two-way all-state choice in Louisiana, he was honorable mention All-American according to **USA Today** his senior year.

Fall 1991 Depth Chart Position: Second-team left tackle
Best All-Around Game: Had a 75 percent grade on 20 plays and also had a knockdown block against Appalachian State in 1990.

At Clemson: Reserve offensive tackle in 1990, he is listed behind Bruce Bratton at the left tackle position heading into preseason drills ... saw action in two games last season, the season opener with Long Beach State and in the Tigers' victory over Appalachian State ... in for 32 plays in those two games, 12 against the 49ers and 20 versus the Mountaineers ... did not make it to the Hall of Fame Bowl contest in Tampa, FL, he had appendicitis a week prior to the game and went home for surgery ... has improved his bench press by 50 pounds in his first two years at Clemson, it now stands at 405 pounds ... that mark leads all Tiger offensive tackles ... pushes 850 pounds on the leg sled and has a 295-pound best in the power clean.

In 1989: Red-shirted the 1989 season at offensive tackle, he played on the same side as All-American Stacy Long ... has bettered his personal best in every strength and conditioning category in the past two years.

In High School: Max Emfinger rated him as the nation's fifth best offensive guard and the 46th best prospect in the south ... **Lindy's**

Magazine named him to three different teams, including the Louisiana Blue Chips, the All-Louisiana, and second-team All-South ... led his Barbe High team to State Semifinals in 1986 and 1987 ... a **Street & Smith** honorable mention All-American ... received that same honor from **USA Today** ... the South's 27th best player according to **The Atlanta Constitution** ... an all-state selection at both offensive and defensive tackles ... three-year all-state in track ... threw the shot 60 feet and discus 165 feet ... lettered four years in track, three in football ... named to **The New Orleans Times Picayune** All-State team ... recorded 73 tackles and 10 sacks as a junior ... an all-conference performer at Barbe High School ... coached by Jimmy Shaver ... majoring in industrial education ... born 5-26-71 in Jennings, LA.

Personality Profile

What are your hobbies? Hunting, dancing (Country Western)
What was your most embarrassing moment? I went to all the wrong classes my first day in college. I couldn't find a single one.
What is the best thing about you? I'm easy to get along with.
What is the worst thing about you? I'm short tempered, impatient.
What is the weirdest thing about you? My sense of humor.
Person you admire the most: My father
Player on the team who will be a surprise this year: Stacy Seegars
What event changed your life? Coming to college
If you could change one thing about the game of football, you would: Pay college athletes
What bugs you the most? Loud people
What is the best advice anyone ever gave you? "Don't give up!"
What is the most important thing you've learned since coming to Clemson? Responsibility
When you want to impress a girl, what do you do? Treat her nicely, like she is the most important person to me.
When you are 45-years old, what do you want to be doing? Making a good living to be able to support a family.
You want people to think you are: A genius.
What is your favorite food? Boiled crawfish
What is your least favorite food? Onions & tomatoes
Who is the best athlete you've played against? Eddie Fuller (LSU)
If you could play a different position, you'd play: Tailback
What was your favorite thing to pretend when you were a kid? That I was a football player.
What is your worst fear? Snakes and August Practice


LeJeune Career Stats

Year	GP-GS	Plays	KD
1990	2-0	32	1

28

STACY LEWIS

6-0, 190, *Junior, DB
 Baxley, GA Appling City HS



Lewis Fact: Only offensive letterman in 1990, who has been moved to defense for the 1991 season.

Fall 1991 Depth Chart Position: Second-team cornerback
Years Lettered: 1989, 1990

At Clemson: Speedy athlete who moved from wide receiver to defensive back this past spring ... saw action in five games last season and was in for 40 plays ... missed five games with a knee injury at mid-season, he underwent arthroscopic surgery on September 28 ... in for a career-high 17 plays versus Appalachian State, the game

in which he suffered the injury ... played only 12 snaps after his surgery, eight versus North Carolina and four in the victory over South Carolina ... moved to the left cornerback slot this spring and is listed behind Tony Mauney at that position ... had seven stops in spring scrimmages, six were first hits ... also broke up a pass and intercepted a pass during the spring ... leads all Tiger corners in the bench press with a 315-pound mark ... power cleans 275 pounds.

In 1989: Reserve wide receiver in 1989, he played in eight games and was in for 46 plays ... had one reception, a 12-yarder in the win over Wake Forest ... listed as the Tigers' number-one split end heading into 1990 pre-fall drills ... had two receptions for 23 yards in 1990 spring drills, but missed time with an ankle injury ... had knee surgery in the fall of 1988 and again in the spring of 1989 ... red-shirted at wide receiver in 1988, injuries kept him out of all but two spring scrimmages ... has played football since the fifth grade ... lists Walter Payton as athlete he admires the most.

In High School: A three-year starter at running back and defensive back at Appling County High School ... he was coached by John Stephens ... chosen as an **Atlanta Constitution** All-State honorable mention member ... also served as a punter and kick return man (7-122) ... named best offensive back and a four-time back of the week ... played on sub-region championship football team in 1986 and a regional champion track team in 1988 ... MVP of his high school track team ... earned three letters each in football and track ... majoring in economics ... born 4/9/69 in Baxley, GA.


Lewis Career Stats

Year	GP-GS	Plays	Rec	Yds	Avg.	TD	LG	KD
1989	8-0	46	1	12	12.0	0	12	0
1990	5-0	40	0	0	0	0	0	3
Totals	13-0	86	1	12	12.0	0	12	3

16

CHUCK LYNCH

5-11, 214, Graduate, P
 Wyndmoor, PA Chestnut Hill HS



Lynch Fact: One of three graduate students on the Clemson team this year, Lynch earned his degree in international trade last May.

Fall 1991 Depth Chart Position: First-team punter

At Clemson: Should battle for the starter's job at punter this season after the departure for the NFL by All-American Chris Gardocki ... listed as the number-one punter after spring drills ... averaged 38.4 yards on five punts in the spring game ... leads all Clemson kickers and punters since 1985 in the leg sled at 670 pounds ... can do 83 situps in one minute, that mark leads all 1991 Clemson kickers, as does his +9½" flexibility rating ... has been a walk-on for three years, but has not punted in a game.

In High School: A three-sport athlete at Chestnut Hill Academy in Philadelphia, PA, who averaged 42 yards per punt ... also lettered in baseball and golf as a prepster ... earned his degree last May in language and international trade ... currently taking post-graduate courses at Clemson ... born 12/16/68 in Norristown, PA.

Personality Profile

What is your nickname? Chuckster
What are your hobbies? Golf, reading
What is the worst thing about you? I think I'm too self-conscious.

What is the weirdest thing about you? That I find those National Geographic TV shows interesting.

Person you admire the most: Father

Player on the team who will be a surprise this year: Nelson Welch

What event changed your life? Finding out that my father has cancer. It has made me appreciate life much more.

If you could change one thing about the game of football, you would: Have the punts measured from where I punt instead of line of scrimmage.

What bugs you the most? Sloppy and loud people.

What is the best advice anyone ever gave you? To do things to the best of my ability and to not worry what others think or do.

What is the most important thing you've learned since coming to Clemson? How to budget my time effectively and to be disciplined in things I do.

When you want to impress a girl, what do you do? Put on my best leisure suit and gold chains, and do my impression of John Travolta.

When you are 45-years old, what do you want to be doing? I want to be retired and play golf everyday on my private golf course.

If you were a head coach, you would: Run trick plays all the time.

What is your favorite food? Lasagna

What is your least favorite food? Liver

What was your favorite thing to pretend when you were a kid? That I was a pro football player and a pro golfer.

What is your worst fear? Calculus class

14

**TONY
MAUNEY**

5-10, 187, Senior, CB
Shelby, NC Shelby HS



Mauney Fact: Played 37 percent of his snaps from scrimmage in one game last year, the South Carolina contest.

Fall 1991 Depth Chart Position: First-team cornerback

Best All-Around Game: Had a career high eight tackles and two passes broken up against South Carolina in 1990.

Bowl Experience: Played as a reserve defensive back against West Virginia in the 1989 Gator Bowl, and had four tackles as a backup cornerback in 10 plays against Illinois in the 1991 Hall of Fame Bowl.

Years Lettered: 1988, 1989, 1990

At Clemson: The starter at weak corner for the Tigers heading into the fall, he saw action for 178 snaps behind second-round NFL draft pick Jerome Henderson in 1990 ... had the best performance of his career in the regular season finale against South Carolina, he was in for a career-high 65 snaps when Henderson went out with an ankle injury ... had eight tackles in that contest, six were first hits ... also broke up two Gamecock passes ... Mauney is one of the defensive backs Hatfield is counting on in 1991 after losing three starters off the 1990 team that finished sixth in the country in pass defense ... saw action in every contest but the Duke game last season, but played on special teams only versus Virginia, Georgia and Georgia Tech ... had four stops in the bowl victory over Illinois ... he had more tackles in the last two games of the season than in the seven previous games put together ... had 10 special teams tackles for the season and 22 tackles overall ... in for 43 plays in the Wake Forest contest ... posts the best time ever by a Clemson defensive back in the 1.5 mile run at 8:49 ... leads all Tiger corners in the leg sled at 730 pounds, and in the power clean at 280-pounds ... can do 80 sit-ups in 60 seconds.

In 1989: Started out the season playing mainly on special teams, he saw more action from scrimmage as the year went on ... did not have a tackle in the first three games of the season, he did make a memorable play in the season opener versus Furman ... fell on the punt blocked by Mitch Belton in the end zone for a touchdown ... saw his most action of the season versus Georgia Tech when he was in for 38 snaps ... had eight total tackles for the season, he had a pair of tackles in both the N.C. State and North Carolina contests ... broke up passes in Clemson's victories over Virginia Tech, N.C. State, and Wake Forest ... in for 136 plays from scrimmage in 1989 ... in for only nine plays from scrimmage in the first five game, he was in for 127 snaps in the last seven contests.

In 1988: In for 45 plays from scrimmage for the season, his highest play total was 16 in the season opener with Virginia Tech ... he had one of his two tackles in that contest ... in for 11 plays and had a tackle versus Duke ... broke up a Duke pass in nine plays in the Tigers' Homecoming victory ... in for nine plays versus North Carolina, he also saw action from scrimmage in the Maryland and South Carolina contests ... improved rapidly during spring workouts ... had 22 tackles in spring scrimmages, 15 were first hits.

In High School: Last player to sign with Clemson in 1987 ... was selected to play in the Shrine Bowl but could not participate because his high school team was busy winning the state championship the night before ... played at Shelby High School for Coach Jim Taylor ... there he played tailback and rushed for over 800 yards in seven games ... also returned punts and played defensive back ... a member of Joe Terranova's Who's Who team ... also a member of Lindy's national Blue Chip team ... Max Emfinger rated him in the top 300 in the nation ... majoring in management ... born 1/30/70 in Shelby, NC.

Personality Profile

What is your nickname? Moon-Dog

What are your hobbies? Basketball, softball

What is the best thing about you? I'm straightforward and carefree

What is the worst thing about you? I hold grudges; I only give people one chance.

Person you admire the most: My mom, Betty Jean Mauney

Players on the team who will be a surprise this year: Kelvin Hankins/Tyron Mouzon

What event changed your life? Coming to Clemson

If you could change one thing about the game of football, you would: Change the reward system — players would get some of the money they earn for the university.

What bugs you the most? Fake people

What is the best advice anyone ever gave you? "Always depend on number one."

What is the most important thing you've learned since coming to Clemson? In the playing arena, you have to give a lot just to help a little.

When you want to impress a girl, what do you do? Be myself and smile.

When you are 45-years old, what do you want to be doing? Working for myself in my own business.

If you were a head coach, you would: Make sure the personnel under me are honest in evaluating their people's potential.

What is your favorite food? Pinto Beans, Pork Chops, Potato Salad, Cornbread & Iced tea.

What is your least favorite food? Fried eggs

Who is the best athlete you've played against? Robert Brooks

If you could play a different position, you'd play: Running back or receiver

What was your favorite thing to pretend when you were a kid? That I was Shazam.

What is your worst fear? Being in a situation that I have no solution to.

1990 Game by Game Stats

Date	Game	PL	Hit	Ast	Tot	PBU	Int
9-1	Long Beach St.	19	1	1	2		1-13
9-8	at Virginia		Special Teams Only				
9-15	at Maryland	4	1	1	2		
9-22	Appalachian St.	19	2	0	2		
9-29	Duke		Did Not Play				
10-6	Georgia	6					
10-13	at Georgia Tech	*0		1	1		
10-20	at N.C. State	5	0	1	1		
10-27	at Wake Forest	43	2	0	2		
11-3	North Carolina	7	0	0	0		
11-17	South Carolina	65	6	2	8	2	
1-1	Illinois	10	2	2	4		
Totals		178	14	8	22	2	1-13

*Special teams only

Mauney Career Stats

Year	GP-GS	Plays	Hits	Ast	Tot	PBU	TDs
1988	11-0	45	2	0	2	1	0
1989	12-0	136	7	1	8	3	1
1990	11-0	178	14	8	22	2	0
Totals	34-0	359	23	9	32	6	1

Ed McDaniel — see page 76.

Chester McGlockton — see page 78.

5 JIM MC LEES

5-11, 193, *Senior, QB
Greenville, SC Mauldin HS



McLees Fact: Had a 29-yard touchdown run against Long Beach State in 1990, the longest touchdown run for a Clemson quarterback in 12 seasons.

Fall 1991 Depth Chart Position: Reserve quarterback

Bowl Experience: Holder on all placements for Chris Gardoiki in 1991 Hall of Fame Bowl victory over Illinois.

Years Lettered: 1990

At Clemson: Third-team quarterback in 1990 who stood behind center in three games and for 22 snaps ... saw action in all 12 games as the holder for PATs and field goal attempts ... played 10 snaps at QB in the season-opener with Long Beach State, he rushed for a 29-yard touchdown in that Clemson win ... played nine snaps at quarterback in the win over Appalachian State and was in for three plays versus Duke ... completed his only pass as a Tiger in a varsity game against archrival South Carolina ... he did it on a fake field goal attempt on a fourth-down play ... has the best chin-up and sit-up mark by a Clemson QB since 1985, he has done 26 chin up repetitions and 86 situps in a minute ... did well in spring scrimmages, he was 7-12 for a gain of 89 yards in the Orange and White Game.

In 1989: Walked on for the Tigers in the fall of 1988, he saw action in two games in 1989 ... stood over center in the Virginia and Wake Forest wins ... took eight snaps in all, he handed off each time ... missed the Spring Game of 1989 with an injury ... has the best standing broad jump ever by a Clemson quarterback at 113".

In High School: Played for Stanley Hopkins at Mauldin High School ... an honorable mention all-county choice for the 85-86 and 86-87 years ... tied the school record for most passing yardage and most completions in a single game ... passed for 1,151 yards as a senior ... earned three letters in football and two in track ... majoring in financial management ... born 12-31-68 in Greenville, SC.

Personality Profile

What is your nickname? Six-Gun, Six Million

What are your hobbies? Hunting, fishing, bowling

What was your most embarrassing moment? Turning the wrong way on a handoff on National Television (Virginia, 1989).

What is the best thing about you? To understand the needs and wants of people and how to manipulate them so I get everything I want.

What is the worst thing about you? I'm 22 years old and I'm still trying to find this one out.

Person you admire the most: My father

Player on the team who will be a surprise this year: Lance Easton

What event changed your life? Coming to Clemson in 1987 summer school.

If you could change one thing about the game of football, you would: Have a certain number of passes that you must attempt (more than 20).

What bugs you the most? Seeing girls walk barefooted to class (black feet).

What is the best advice anyone ever gave you? "Everyday is a holiday and every meal is a feast."

What is the most important thing you've learned since coming to Clemson? How to apply myself to difficult situations in trying moments where everything is going all-which-a-way.

When you want to impress a girl, what do you do? Take her to the ESSO Club for the spitting contest. "And not enter in it."

When you are 45-years old, what do you want to be doing? Cruising the ocean in my 72-foot yacht while my wife is being pulled along in the back in a bass boat (she can have a fishing rod if she wants it).

If you were a head coach, you would: Let the QB call his own plays.

What is your favorite food? Any kind of sweet candy.

What is your least favorite food? Health food.

If you could play a different position, you'd play: WR

What was your favorite thing to pretend when you were a kid? General Patton


What is your worst fear? Roller coasters

McLees Career Stats

Year	GP-GS	PL	Com-Att-Yds	Rush-Yds	Avg	TD	LG
1989	2-0	8	—	—	—	—	—
1990	12-0	22	1-1-1	2-31	16.0	1	30
Totals	14-0	30	1-1-1	2-32	16.0	1	30

7 RICHARD MONCRIEF

6-1, 195, *Sophomore, QB
Montgomery, AL Jefferson Davis HS



Moncrief Fact: Averaged 5.06 yards per play in terms of total offense last year, higher than DeChane Cameron's 4.69 yards per play figure.

Fall 1991 Depth Chart Position: Second-team quarterback
Best All-Around Game: Had 88 yards in total offense in nine plays and hit 4-7 passes for 78 yards against Wake Forest last year.

Bowl Experience: Connected on 2-4 passes for 16 yards and ran three times for nine yards in 16 plays of action against Illinois in the 1991 Hall of Fame Bowl.

Years Lettered: 1990

At Clemson: Hard-working, second-team quarterback who saw action in eight games, his best game of the season was against Wake Forest when he stood behind center for 21 snaps ... was 4-7 for a gain of 71 yards in the passing department and rushed twice for a gain of 10 yards in that contest ... played 16 snaps in the Hall of Fame Bowl victory over Illinois, he was 2-4 passing and gained nine yards on three carries ... in for a career-high 37 plays in the season opener with Long Beach State ... quick, shifty quarterback who has been effective running the option, he may be the best among Tiger QBs with the late pitch ... averaged 3.2 yards per carry rushing in four spring scrimmages ... was 5-14 in the Orange and White Spring Game for a gain of 124 yards ... connected with Jason Davis on a 33-yard touchdown pass in that game.

In 1989: Red-shirted the 1989 season at quarterback, he gained considerable experience as the field general for the Tiger scout team ... turned heads with his on-field imitation of West Virginia's Major Harris during preparations for the Gator Bowl clash with the Mountaineers ... chipped a bone on the thumb of his throwing hand during spring drills (1990) so his progress was slowed ... first left-handed Clemson QB since Mike Eppley (1980-84).

In High School: *Lindy's* Magazine selected him as an Alabama Blue Chip as a quarterback, a third-team All-South cornerback, and a first-team All-Alabama strong safety ... Max Emfinger rated him as the 12th best pass/run quarterback in the country and the 45th best prospect in the South ... played on State Championship baseball team in 1987 ... Metro Player-of-the-Year, All-Metro, *Lindy's* Super Dozen ... Alabama all-state choice by *Advertiser Journal* ... an honorable mention All-American according to *Street & Smith* ... named to Joe Terranova's Who's Who list and Tom Lemming's All-Alabama team ... ranked sixth on the Alabama Dynamite 12 prospect list ... named Montgomery Touchdown Area Player-of-the-Year ... connected on 67 of 120 passes for 1,183 yards and nine TDs as a senior ... also rushed for 365 yards ... enjoyed an outstanding junior campaign where he passed for 1,182 yards and ran for 587 yards and seven TDs ... completed 81 of 172 passes as a junior ... wore #7 in high school because that is the number of points a team scores with a TD and a PAT ... led his team to a 9-2 record in 1988 ... attended Jefferson Davis High School ... his father, Richard, played football and ran track at Alabama State (1967-71) ... coached by Charles Lee ... majoring in sociology ... born 10-19-71 in Montgomery, AL.

Personality Profile

Nickname: Sidney

My favorite sports hero: Steve Holloway & Bruno Williams

My favorite non-sports hero: Paulette Moncrief

My dream vacation: Virgin Islands

Person in history I'd most like to meet: Dr. M.L. King Jr.

Hobbies and leisure time activities: Traveling, spending time with kids in community basketball.

Most impressive person I've ever met: Andrew Young

My worst fear: Not being able to get my degree.

My craziest ambition: To become President of the United States.

My greatest moment: Throwing 4 TD's my junior year vs. Johnson High.

My goal in life: To be a sales rep. with a major corporation.

What turns me off about people: People that are not honest.

My favorite midnight snack: Ice cream

The class I've enjoyed the most at Clemson: English 209

My favorite toy as a child: My tonka trucks

No one knows how much I: Appreciate my family and all they have done.

College sports would be better if: The athletes' schedule was not so demanding.

If I were not playing football, I would: Do community work with children.

When I am finished playing football, I would like to: Work in the field of my major.

When I get excited I: Raise my voice an octave.

The greatest thing about being an athlete is: The admiration the kids have for you.

The toughest thing about being an athlete is: Not being able to relax and be yourself (you are always in the public eye).

If I could change one thing about myself, I would: Be taller (maybe 6'4")

Before a football game I: Get sleepy

When I was growing up, I never thought I would: Attend Clemson

My teammates don't know that I: Value their opinions.

I'm as good as anyone else at: Having confidence in myself.

When people first meet me they think: I am quiet.

When I'm feeling sorry for myself I: Call home

My advice to youngsters is: Do not fall victim to mediocrity and let your heart be your guide.

1990 Game by Game

Date	Opponent	PL	Com-Att-Yds-Int-TD	Pct	Rush-Yds	Avg	PL-Tot	Off
9-1	Long Beach St.	37	1-4-19-0-0	.250			4-19	
9-8	at Virginia				Did not play			
9-15	at Maryland				Did not play			
9-22	App. State	15	0-3-0-0-0	.000	2-(-2)		5-(-2)	
9-29	Duke	20	1-1-10-0-0	1.000	4-14	3.5	5-24	
10-6	Georgia	7			2-11	5.5	2-11	
10-13	at Georgia Tech	4						
10-20	at N.C. State				Did not play			
10-27	at Wake Forest	21	4-7-78-0-0	.571	2-10	5.0	9-88	
11-3	N. Carolina	20	0-1-0-0-0	.000	1-7	7.0	2-7	
11-17	S. Carolina				Did not play			
1-1	Illinois	16	2-4-16-0-0	.500	3-9	3.0	7-25	
Totals		140	8-20-123-0-0	.400	14-49	3.5	34-172	

Moncrief Career Stats

Passing

Year	GP-GS	Plays	CM-Att	I	Yds	TD	Pct	Eff	LG
1990	8-0	140	8-20	0	123	0	.400	91.66	38


Rushing

Year	Att	Yds	Avg	TD	LG	Plays	Off	Yds/G	Yds/P
1990	14	49	3.35	0	8	34	172	21.5	5.06

47

**TYRON
MOUZON**

6-1, 214, Senior, ROV
Clearwater, FL Dunedin HS



Mouzon Fact: Recovered two fumbles vs. South Carolina in 1989 to tie a Clemson single game record.

Fall 1991 Depth Chart Position: Second-team roverback
Best All-Around Game: Registered six tackles in just 16 plays in seven-point win at N.C. State last year.

Bowl Experience: Had four tackles in 11 plays against West Virginia in 1989 Gator Bowl. Had three stops in 15 plays against Illinois in the 1991 Hall of Fame Bowl.

Years Lettered: 1988, 1989, 1990

At Clemson: Reserve defensive back for three years who could step into a starting position this year ... saw action at roverback last spring also ... one of the top special teams players for the Tigers over the last three seasons ... had four special teams tackles against

N.C. State and finished that game with a season high six total tackles ... saw his most action of the year against Wake Forest when he was in for 31 snaps ... saw action against every team, he played just special teams in four contests and was in for scrimmage plays in seven contests ... had a fine Hall of Fame Bowl with three tackles in 15 snaps ... another Tiger who was home for Christmas, he is from nearby Clearwater ... played 29 snaps against Appalachian State and had three tackles for his second best game of the season ... had two tackles in just four plays against South Carolina and had his only PBU of the season against Appalachian State ... strong athlete whose 872.5-pound leg sled mark is best by a Clemson defensive back since 1985 ... leads all 1991 Clemson DBs in the bench press at 365-pounds.

In 1989: Reserve strong safety who had 18 tackles to his credit in 1989 ... played mainly on special teams, he recorded five special teams tackles ... started one game in 1989, when Arlington Nunn was injured before the first series of the Georgia Tech contest ... had three tackles in three of the Tigers' last four games, against N.C. State, North Carolina and South Carolina ... also credited with three stops in the Maryland contest ... had four stops, a career high, in the Gator Bowl victory over West Virginia ... caused a fumble while playing in his home state in the Tigers' win over Florida State ... had two passes broken up for the season and one quarterback pressure ... saw action from scrimmage in every game of 1989 with the exception of the Duke contest, he has been in 35 of a possible 36 games in his career.

In 1988: Second-team strong safety as a true freshman in 1988 ... saw action in 11 games for the season, seven on special teams only ... third on the team in special teams tackles with 13 ... had his season high in terms of plays with 15 in the season opener with Virginia Tech ... had three tackles on special teams against Florida State and Georgia Tech ... had two special teams tackles against Oklahoma in the Tigers 1989 Citrus Bowl victory ... in for 25 plays from scrimmage for the season ... had an outstanding spring in 1989, he was second on the team in tackles in spring scrimmages ... had 53 total stops, 35 were first hits ... also had a tackle for loss, a pass broken up, and an interception.

In High School: Max Emfinger's **National High School Recruiting Service** rated him as the nation's 11th best player and the nation's top defensive back ... honored by more All-America teams than any other Tiger signee (seven) in 1988 ... his All-America teams included **Parade**, **Bally**, **SuperPrep**, **ESPN**, **Street & Smith**, **Joe Terranova's Top 22** and **USA Today** second team ... a member of the **USA Today** top 100 ... **Atlanta Constitution's** national Top 35 ... **Lindy's** 1st team All-South ... that publication also chose him to their All-Florida, and Florida Blue Chip team ... the Atlanta Touchdown Club's Back-of-the-Year in Florida ... the **Atlanta Constitution** called him unquestionably the best defensive back in Florida ... had three interceptions and rushed for 932 yards and nine touchdowns as a senior ... had four interceptions as a junior ... played at Dunedin High School for coach Ken Weir ... led Dunedin to a 12-2 record and the State AAAAAA runner-up ... high school teammate of former Clemson defensive back Arlington Nunn ... majoring in financial management ... born 7/12/70.

Personality Profile

What is your nickname? "Moo"

What are your hobbies? Music, reading

What is the best thing about you? My personality

What is the worst thing about you? Managing my time

Person you admire the most: My grandfather

Player on the team who will be a surprise this year: Tony Mauney

What event changed your life? Accepting Jesus Christ

If you could change one thing about the game of football, you would: Have a college playoff system.

What bugs you the most? Phony people!!

What is the best advice anyone ever gave you? "Be honest and put your faith in the Lord."

What is the most important thing you've learned since coming to Clemson? How to deal with people (all kinds of people)

When you want to impress a girl, what do you do? Speak to her and hold a conversation with her.

When you are 45-years old, what do you want to be doing? Managing personal finances for a bank or financial institution.

If you were a head coach, you would: Relate to the players on a man-to-man basis.

Who is the best athlete you've played against? Jamielle Holieway

If you could play a different position, you'd play: Tailback

What was your favorite thing to pretend when you were a kid? A CEO with a large company.

1989 Game by Game

Date	Opponent	Plays	Hit	Ast	To	CF-RF	PBU
9-2	Furman	6	0	0	0	0-0	0
9-9	at Florida St.	2	0	0	0	1-0	0
9-16	at Virginia Tech	21	3	0	3	0-0	1
9-23	Maryland	11	1	2	3	0-0	0
9-30	at Duke	Special Teams Only					
10-7	Virginia	4	0	0	0	0-0	0
10-14	Georgia Tech	3	1	0	1	0-0	0
10-21	*N.C. State	34	2	1	3	0-0	0
10-28	Wake Forest	20	1	0	1	0-0	0
11-4	at N.Carolina	15	0	0	0	0-0	0
11-18	at S. Carolina	20	2	1	3	0-2	1
12-30	West Virginia	11	2	2	4	0-0	0
Totals		147	12	6	18	1-2	2

1990 Game by Game

Date	Game	PL	Hit	Ast	Tot	PBU
9-1	Long Beach St.	21	0	0	0	
9-8	at Virginia	*0	1	0	1	
9-15	at Maryland	*0	0	1	1	
9-22	Appalachian St.	29	0	3	3	1
9-29	Duke	*0				
10-6	Georgia	6	1	0	1	
10-13	at Georgia Tech	*0	0	0	0	
10-26	at N.C. State	16	1	5	6	
10-27	at Wake Forest	31	0	1	1	1
11-3	North Carolina	3	0	1	1	
11-17	South Carolina	4	1	1	2	
1-1	Illinois	15	3	0	3	1
Totals		125	7	12	19	3

Mouzon Career Stats

Year	GP-GS	Plays	Hit	Ast	Tot	CF-RF	PBU
1988	11-0	25	3	15	18	0-0	0
1989	12-1	147	12	6	18	1-2	2
1990	12-0	125	7	12	19	0-0	3
Totals	35-1	297	22	33	55	1-2	5


*-played special teams only.

38

CHUCK
O'BRIEN

6-3, 240, *Senior, LB

Clarksburg, MD Frederick HS



O'Brien Fact: Had the 16th best plays per tackle figure in the last five years by a Clemson defensive player when he averaged a tackle every 6.31 plays during 1990.

Fall 1991 Depth Chart Position: Second-team inside linebacker.

Best All-Around Game: Had career high six tackles in 40 plays against Virginia Tech in the 1988 season opener.

Bowl Experience: Had one tackle in eight plays against Oklahoma in the 1989 Florida Citrus Bowl, had two tackles in 22 snaps against Illinois in 1991 Hall of Fame Bowl.
Years Lettered: 1987, 1988, 1990

At Clemson: One of several talented reserves who gave the Tigers the depth needed to win the national defense title ... second-team middle inside linebacker behind 1990 team tackle leader Ed McDaniel ... in for 183 plays for the season and had 29 tackles, 19 of which were first hits ... had two tackles for loss of four yards ... saw action in every game, he saw a season-high in terms of action versus N.C. State when he was in for 23 plays and had three tackles ... had four tackles in only 16 plays in the season opener with Long Beach State ... he also recovered a 49er fumble and pressured the quarterback in that Tiger win ... had a season-high five tackles in the regular season finale with South Carolina, four were first hits ... had two tackles for loss, one versus Appalachian State and one at Georgia Tech ... intercepted an Illini pass in the Hall of Fame Bowl victory over Illinois ... strong athlete whose 920-pound mark on the leg sled is best by a Tiger ILB since 1985 ... that is a 210-pound improvement since 1987 ... tied for the lead at his position in the power clean, he can clean 300 pounds, a 42-pound improvement ... has a 32" vertical jump.

In 1989: Strong inside linebacker who sat out the 1989 season, he was not enrolled at Clemson that fall ... came back with a fine outing in 1990 spring drills ... blocked a punt that led to a Jerome Henderson TD in the 1990 Spring Game.

In 1988: Got season off to great start with six stops against Virginia Tech, his career high ... then had five stops, including the only sack of his career, against Furman ... also had a PBU in that game ... saw his most action of the year against Virginia Tech and Wake Forest with 40 plays apiece ... had at least one tackle in every game but Virginia, when he did not play, and South Carolina when he was in for just 10 snaps ... second-team linebacker much of the season behind Doug Brewster ... in for 214 plays for the year ... had three first hits in just 15 plays against North Carolina.

In 1987: Reserve linebacker who played in every regular season contest ... saw action from scrimmage in four games, he was in for 12 plays against Western Carolina and against Georgia Tech ... had two tackles, a tackle-for-loss and a PBU versus Western Carolina ... had two tackles in only five plays against Virginia ... played on special teams only in seven games and did not play in the Citrus Bowl.

In High School: The Defensive Player-of-the-Year in the state of Maryland according to **The Baltimore Sun** ... **Bally** All-America selection, **Street and Smith** and **Sporting News** honorable mention All-American and Joe Terranova's Who's Who selection ... selected team Most Valuable Player at Frederick High School ... earned three letters, all in football ... had 100 tackles, one sack, and five interceptions as a senior at linebacker ... at right end he had five receptions for 75 yards and one touchdown as a senior ... also kicked for Coach Bob Campbell, he was 33 of 38 on PATs and 1-1 in the field goal department ... had six interceptions as a junior ... a three-year starter in high school at linebacker ... his only touchdown of the year beat rival Fort Hill, marking the first time Frederick won at Fort Hill in 60 years ... majoring in management ... born 5/15/69.

Personality Profile

What is your nickname? Chuckie

What are your hobbies? Basketball, golf

What was your most embarrassing moment? My football pants were pulled all the way down during a midget league football game.

What is the best thing about you? I'm relaxed and easy going.

What is the worst thing about you? My calculus abilities.

Person you admire the most: My dad

Player on the team who will be a surprise this year: Tim Jones

What event changed your life? When my high school coach died.

If you could change one thing about the game of football, you would: Have Division I playoffs.

What bugs you the most? Tests on Friday

What is the most important thing you've learned since coming to Clemson? How to deal with southern people.

When you want to impress a girl, what do you do? Tell her I'm Chris Gardocki.

When you are 45-years old, what do you want to be doing? Sitting by the pool drinking a brew.

If you were a head coach, you would: Cut out conditioning.

You want people to think you are: Chuck O'Brien

What is your favorite food? Bay Crabs

What is your least favorite food? Pork Chops

Who is the best athlete you've played against? Deion Sanders

If you could play a different position, you'd play: Quarterback

What was your favorite thing to pretend when you were a kid? I was in the NFL.

What is your worst fear? Heights

1987 Game by Game

Date	Opponent	Plays	Hit	Ast	Tot	TL-Yds
9-5	W. Carolina	12	1	1	2	1-4
9-12	at Virginia Tech	*0				
9-19	Georgia	*0				
9-26	Georgia Tech	12	0	0	0	
10-10	Virginia	5	1	1	2	
10-17	at Duke	*0				
10-24	N.C. State	*0				
10-31	Wake Forest	*0				
11-7	at N. Carolina	*0				
11-14	Maryland	10	2	0	2	
11-21	at S. Carolina	*0	0	1	1	
1-1	Penn State		DNP			
Totals		39	4	3	7	1-4

*-Special teams only

1988 Game by Game

Date	Opponent	Plays	Hit	Ast	Tot	TL-Yds	Sacks
9-3	Virginia Tech	40	2	4	6		
9-10	Furman	28	4	1	5	1-10	1-10
9-17	Florida St.	15	0	1	1		
9-24	at Georgia Tech	9	2	1	3		
10-8	at Virginia		DNP				
10-15	Duke	16	1	2	3		
10-22	at N.C. State	13	0	0	0		
10-29	at Wake Forest	40	2	0	2		
11-5	N. Carolina	15	3	0	3		
11-12	at Maryland	20	1	0	1		
11-19	S. Carolina	10	0	0	0		
1-2	Oklahoma	8	0	1	1		
Totals		214	15	10	25	1-10	1-10

1990 Game by Game

Date	Opponent	PL	Hit	Ast	Tot	TFL-Yds
9-1	Long Beach St.	16	3	1	4	
9-8	at Virginia	5	1	0	1	
9-15	at Maryland	12	2	0	2	
9-22	Appalachian St.	12	1	1	2	1-3
9-29	Duke	16	2	1	3	
10-6	Georgia	12	1	0	1	
10-13	at Georgia Tech	10	1	1	2	1-1
10-20	at N.C. State	23	1	2	3	
10-27	at Wake Forest	15	2	0	2	
11-3	North Carolina	18	1	1	2	
11-17	South Carolina	22	4	1	5	
1-1	Illinois	22	0	2	2	
Totals		183	19	10	29	2-4


Note: One Recovered Fumble vs. Long Beach St.
 One Interception vs. Illinois

O'Brien Career Stats

Year	GP-GS	Plays	Hit	Ast	Tot	TL-Yds	Sacks	PBU	Int-Yds
1987	11-0	29	4	3	7	1-4	0-0	1	0-0
1988	11-0	214	15	10	25	1-10	1-10	1	0-0
1990	12-0	183	19	10	29	2-4	0-0	0	1-3
Totals	34-0	436	38	23	61	4-18	1-10	2	1-3

53

CHRIS OGLE



6-4, 250, *Senior, OG
Virginia Beach, VA First Colonial HS

Ogle Fact: Academic All-ACC candidate who had a 3.25 GPA in financial management for the 1990-91 academic year.

Fall 1991 Depth Chart Position: Second-team right guard
Years Lettered: 1989, 1990

At Clemson: Reserve offensive guard in 1991, he played behind all-conference player Eric Harmon each of the last three years ... saw action in three games, including a career-high of 20 plays in the season-opener with Long Beach State, he had three knockdown blocks in that contest ... also played in Clemson's wins over Appalachian State and Duke ... has worked hard in the Tiger strength training room, increasing his bench press by 70 pounds, it now stands at 400 ... has upped his leg sled by 265 pounds since 1987 and now posts an 845-pound best ... fine student-athlete who earned a 3.25 GPA for the 1990-91 academic year.

In 1989: Saw action in eight games in 1989 and was in for 58 plays ... played 10 snaps in the win at North Carolina ... missed the South Carolina and West Virginia contests after undergoing hand surgery ... played in the first four games of the season.

In 1988: Third-team left offensive tackle heading into the fall of 1989 ... in for eight plays, he saw action in two games as an offensive lineman ... began the season as a defensive tackle ... gained valuable experience in fall and spring practice.

In 1987: Fine student-athlete who red-shirted at defensive tackle ... on the academic honor roll both semesters ... missed spring drills with a shoulder injury.

In High School: Street and Smith and Sporting News honorable mention All-American ... Los Angeles Times Top 100 ... a member of Athlon's top ACC recruiting prospects ... a Top 25 choice in the state of Virginia ... three-year starter on both sides of the ball in high school ... played in Virginia East-West All-Star game ... named first-team all-district as right end and defensive end ... played for Frank Webster at First Colonial High School where he was chosen MVP on offense and defense as a senior ... also served as team captain his final season ... won three letters on the gridiron and one on the baseball diamond ... overcame serious neck injury his final season which forced him to miss four football games ... financial management major ... born 11/12/68.

Personality Profile

What is your nickname? Oge

What are your hobbies? Hunting, fishing, all sports

What was your most embarrassing moment? Sitting on a whoope cushion in the library in high school.

What is the weirdest thing about you? I like watching old Jerry Lewis movies.

Person you admire the most: My father

Player on the team who will be a surprise this year: Brentson Buckner

What event changed you life? Having neck surgery my senior year in high school and being near death.

If you could change one thing about the game of football, you would: Change the amount of time spent on the practice field.

What bugs you the most? People that ask stupid questions.

What is the best advice anyone ever gave you? "Work hard and do your best at everything you do."

What is the most important thing you've learned since coming to Clemson? Scholarship athletes deserve any benefits they receive.

When you want to impress a girl, what do you do? Wine & dine them.

When you are 45-years old, what do you want to be doing? Be a well established businessman, happily married with enough money that I can take care of my parents.

If you were a head coach, you would: Get the most out of each player and strive for the championship.

People think you are: Just a big old teddy bear.

You want people to think you are: Independent, successful, and intelligent.

What is your favorite food? Any type of seafood.

What is your least favorite food? Saurkraut

Who is the best athlete you've played against? Michael Dean Perry

If you could play a different position, you'd play: Quarterback

What was your favorite thing to pretend when you were a kid? Cowboy

Ogle Career Stats

Year	GP-GS	Plays	KDs
1988	2-0	8	0
1989	8-0	58	5
1990	3-0	37	3
Totals	13-0	103	8

Robert O'Neal — see page 80.

11

ERIK PHILLIPS



5-11, 199, Junior, PK
Clinton, SC Seneca HS

Phillips Fact: First barefoot placekicker in Clemson history.
Fall 1991 Depth Chart Position: Third-team placekicker

At Clemson: Second-team placekicker behind All-American Chris Gardocki in 1990, he kicked off seven times for the Tigers and was 3-3 on extra point attempts ... kicked two extra points in 59-0 thrashing of Long Beach State and kicked off twice versus Appalachian State ... barefoot kicker who also kicked off and kicked a PAT in the win over Duke ... walk-on who will get a shot at the starting placekicker's job in 1991 ... was good on a 45-yard field goal in a March 14 scrimmage this past spring.

In High School: Named the MVP of the special teams at Seneca High School two years ... played for Coach Tom Bass ... an all-conference performer in soccer, he earned four monograms in that sport, two in football ... majoring in textile management ... born 2/6/70 in San Francisco, CA.

Phillips Career Stats

Years	GP-GS	PAT	Pts.	Att.	Kickoffs		Avg Ret.	Avg Strt.
					TB	GL		
1989	2-0	0-0	0	2	0	0	20.0	36.5
1990	3-0	3-3	3	7	0	2	30.0	42.5
Totals	5-0	3-3	3	9	0	2	25.0	39.0

69

AL
RICHARD

6-4, 274, *Junior, DT
Clinton, SC Clinton HS



Richard Fact: Only Clemson letterman in 1989 to play on both sides of the ball.

Fall 1991 Depth Chart Position: First-team defensive tackle
Best All-Around Game: Had five tackles in 21 snaps against Duke in 1990.

Bowl Experience: Had two tackles in 17 snaps against Illinois in the 1991 Hall of Fame Bowl.

Years Lettered: 1989, 1990

At Clemson: Defensive tackle who started four games last season ... should battle for a starting slot this season due to the graduation of all-conference player Vance Hammond ... had a season best five stops against Duke in 21 plays, including four first hits ... had his only sack of the season against Appalachian State ... started against Long Beach State, Virginia, Georgia Tech and Wake Forest ... had 19 tackles for the year, ironically three came in the games he started and 16 came in the games he did not start ... averaged 18 plays a game with a high of 34 against Wake Forest ... started that game when Chester McGlockton was injured .. had four tackles, including his only sack of the year in 18 plays against Appalachian State ... started the Virginia game, but was in for just 15 plays and made one tackle ... did not play due to an injury in the South Carolina contest ... ranks third among Tiger defensive linemen in the power clean with a 290-pound mark ... vertical jumps 26½" ... ranks second on the DL in the 1.5 mile run with an 11:07 clocking ... can do 76 sit-ups per minute ... second-team preseason (1990) All-ACC at tackle according to the **Sporting News**.

In 1989: Named most improved defensive lineman by Clemson coaches for his performance in 1990 spring practice ... began the 1989 season playing on the defensive line, he saw action in the Furman and Virginia Tech games at that position ... moved to the offensive line the week of the Maryland game (Sept. 23) and played two snaps at that position versus Virginia on October 7 ... saw his next action versus Wake Forest on Oct. 28, when he played 22 plays at the offensive guard slot ... played guard in the last four games of the season ... moved back to the defensive line in 1990 spring practice and tied for 10th on the team in tackles with 25 ... also had a four-yard sack, a pass broken up and a caused fumble in spring scrimmages ... has improved all of his strength stats over the past two years ... promising defensive lineman who was hampered by a knee injury during the fall and spring his first year ... had knee surgery in the middle of the 1988 season and was kept out of the first few weeks of spring practice ... red-shirted 1988.

In High School: **SuperPrep Magazine's** defensive Player-of-the-Year in the Mid-Atlantic region ... that publication also chose him to their All-American and All-Mid-Atlantic teams ... **USA Today** honorable mention All-American ... named to the **Greenville News** All-State team and also chosen as their state Lineman-of-the-Year ... **The (Columbia) State's** tri-linemen of the year choice along with current Tigers Les Hall and Wayne Simmons ... an honorable mention choice for the **Orlando Sentinel's** Dixie Dozen ... standout performer for the Sandlappers in the 1987 Shrine Bowl ... recorded 89 tackles, eight fumble recoveries, and an **incredible nine blocked punts** as a senior ... majoring in management ... born 4/20/70 in Clinton, SC.

1990 Game by Game

Date	Game	PL	Hit	Ast	Tot TFL-Yds
9-1	*Long Beach St.	19	1	0	1
9-8	*at Virginia	15	1	0	1
9-15	at Maryland	4	0	0	0
9-22	Appalachian St.	18	1	3	4 1-13
9-29	Duke	21	4	1	5
10-6	Georgia	10	1	1	2
10-13	*at Georgia Tech	14	0	0	0
10-20	at N.C. State	18	2	1	3
10-27	*at Wake Forest	34	1	0	1
11-3	North Carolina	4	0	0	0
11-17	South Carolina		Did Not Play		
1-1	Illinois	17	2	0	2
Totals		174	13	6	19 1-13


Richard Career Stats

Year	GP-GS	Plays	Hit	Ast	Tot	TL-Yds	Sacks	PBU
1989	7-0	182	0	0	0	0-0	0-0	0
1990	11-4	174	13	6	19	1-13	0-0	0
Totals	18-4	356	13	6	19	1-13	0-0	0

88

THAD
RIDGLEY

6-3, 210, *Sophomore, TE
Ambridge, PA Ambridge HS



Ridgley Fact: Thad is one of two division I football players in his family who has played on a Top 10 team. His brother, Troy, is a starting defensive tackle for Notre Dame.

Fall 1991 Depth Chart Position: Reserve tight end

At Clemson: Reserve tight end who saw action in the first game of the 1991 season and did not play the rest of the year ... in for seven plays in the win over Long Beach State ... one in a group of several tight ends battling for a position on the Tiger depth chart ... missed time this past spring due to injuries, he injured his knee during an early spring practice session ... has the best chin ups mark for a Tiger tight end since 1985, he can do 24 repetitions ... leads all 1991 tight ends in the leg sled with an 850-pound total, that is a 170-pound improvement since he came to Clemson in 1989 ... also leads players at his position in situps per minute with 70, and in power ratio (strength based on bodyweight) with a 6.23 mark.

In 1989: Red-shirted the 1989 season at the tight end slot.

In High School: An all-conference performer for coach Frank Antonini ... a three-year starter including a senior season stint at fullback where he produced 740 yards rushing on 68 carries for a 10.88 yards per carry mark ... averaged 11 tackles a game as a junior and had four interceptions from his linebacker spot ... finished fourth in the Pennsylvania State Powerlifting Championships ... captain of his high school team as a senior ... a multi-sport athlete who was an outstanding wrestler ... averaged 15 points a game in basketball as a junior ... his brother, Troy, was a **Parade** All-American in high school and now plays defensive tackle for Notre Dame and has a national championship ring ... Troy had career-high nine tackles, including one on a fake field goal at the goalline, in the 1990 Orange Bowl win over Colorado ... Thad had hernia surgery in July of 1989 and missed some early season work ... attended same high school as former Clemson wide receiver Gary Cooper ... majoring in management ... born 4-24-71.

Ridgley Career Stats

Year	GP-GS	Plays	Rec	Yds	KDs
1990	1-0	7	0	0	0

21

**SEAN
RYAN**

6-1, 187, *Junior, WR
Aiken, SC St. Angela Academy



Ryan Fact: Only current Clemson football player to earn four letters in golf in high school.

Fall 1991 Depth Chart Position: Reserve wide receiver

At Clemson: Walk-on wide receiver who has worked out with the Tiger scout teams each of the past three seasons ... has seen action in one game during his career, the 1990 season opener with Long Beach State ... in for seven plays in that Tiger win and had one knockdown block.

In High School: Played for Jim Buist at St. Angela Academy ... named to the South Carolina Independent Schools Coaching Association's All-State team in 1987 ... also a member of the **Aiken Standard's** All-Area team ... an all-conference performer in twice in football and twice in basketball ... named St. Angela's Male Athlete-of-the-Year for 1987-88 ... the **Augusta Herald's** first-team wide receiver ... earned four letters in football, four in basketball, four in golf and two in tennis ... majoring in financial management ... born 9/20/69 in Lafayette, IN.


Sean Ryan Career Stats

Year	GP-GS	Plays	KD
1990	1-0	7	1

20

**LARRY
RYANS**

6-0, 178, Junior, WR
Greenwood, SC Greenwood HS



Ryans Fact: Larry Ryans is the only hurdler in Clemson history to earn All-America track honors.

Fall 1991 Depth Chart Position: First-team wide receiver

Best All-Around Game: Had seven rushes for 41 yards out of the tailback slot against Long Beach State in the 1990 season opener.

Bowl Experience: Had one tackle in five plays as a reserve cornerback against West Virginia in the 1989 Gator Bowl. Had one catch for 12 yards in 40 plays against Illinois in the 1991 Hall of Fame Bowl.

Years Lettered: 1989, 1990

At Clemson: All-America hurdler for the Clemson track team in 1990 and 1991 who started four games as a wide receiver on the gridiron in 1990 ... should battle with Jason Davis for the starter's slot at flanker in 1991 ... caught a 40-yard TD pass against Appalachian State in the first half for his long play of the season ... had the

second most kickoff return yards with 161, he averaged over 20 yards a return ... had two returns for 44 yards vs. North Carolina, his long return was a 28-yarder against Appalachian State ... seventh on the team in all-purpose running, he was the only Tiger to accumulate over 100 yards each in rushing, receiving and kickoff returns ... started the season as a tailback, he had 41 yards in seven attempts against Long Beach State in 22 plays of action ... moved to wide receiver the week of the Maryland game and stayed there the rest of the season ... did carry the ball four times on end-around plays over the last six games ... fourth on the team in receiving with 12 catches for 113 yards ... had three catches at N.C. State and three more against Wake Forest ... his most action as a receiver came against Wake Forest with 74 plays, he also had five knockdown blocks, his high total of the season ... averaged 7.5 yards a rush as a running back in 1990, he had a 33-yard run against Duke on an end-around play ... participated sparingly in spring drills, he was competing with the Tigers' 1991 ACC Outdoor Championship team.

In 1989: Played cornerback in all 12 games of 1989, he was in for 76 plays from scrimmage ... saw considerable action on special teams, he had five special teams tackles and 10 tackles overall ... saw his season-high in terms of action in the win over Virginia when he was in for 18 plays ... in for 15 snaps versus Wake Forest ... worked out with team for only one week during 1990 spring practice as he was competing with the Clemson track team ... worked with the tailbacks during that week, he turned heads in the one scrimmage he saw action in ... had seven carries for 44 yards that day, a 6.28 average ... has a 34-inch vertical jump and a 123-inch broad jump ... also has a 9½-inch flexibility rating.

In Track: Three-time track All-American at Clemson, the only hurdler in Clemson history to earn All-America honors ... an indoor and outdoor All-American in the 1990-91 academic year ... finished 11th in the 55 high hurdles last year with a 7.42 finish indoors, then made outdoor All-American as a member of Clemson's second-place 4X100 meter relay team that posted a 39.14 time ... without a doubt the finest hurdler in Clemson history, he holds the Tiger mark in the 110 meter event outdoors with a 13.74 (1990 at Tennessee) and a 7.27 at the 55 meters indoors at the 1991 ACC meet ... finished ninth at the outdoor NCAAs in the 110 high hurdles with a 13.83, but he did not make the finals last year ... had five first-place finishes during the 1991 outdoor season, including the ACC championships ... has just one ACC championship so far in his career, he captured the 110 high hurdles last year ... has finished second at the ACC meet at the 55 meters hurdles indoors in each of the last two years ... has the top nine times in Clemson history in the 110 high hurdles, while he has each of the top seven times in Clemson history in the 55 meter hurdles, indoors ... All-ACC indoors in 1991 in the high hurdles.

Career Bests: Indoors, 55 hurdles, 7.27 at ACC meet, 1991; Outdoors, 110 hurdles, 13.74 at Tennessee, 1990.

In High School: Injured much of the last two seasons ... named to the preseason All-State team published by **The Greenville News** ... nephew of former Minnesota Vikings wide receiver John Gilliam ... a member of Max Emfinger's All-Mid Dixie team ... Emfinger rated him as the nation's 11th best high school cornerback ... played several positions in high school including cornerback and wide receiver ... missed 13 games because of various shoulder injuries ... majoring in management ... born 7-28-71.

Personality Profile

What is your nickname? "Electric Larry"

What are your hobbies? Sports are my hobbies

What was your most embarrassing moment? Falling across the finish line of the outdoor ACC track meet.

Person you admire the most: My father

Player on the team who will be a surprise this year: James Trapp

If you could change one thing about the game of football, you would: Make defensive backs slower.

What bugs you the most? Big-mouthed players.

What is the best advice anyone ever gave you? No one is better than myself. My uncle John Gilliam told me that.

19 total tackles ... missed three games due to a back injury, the N.C. State, Wake Forest and North Carolina contests ... in for a career high 13 snaps from scrimmage versus Virginia Tech, he had five tackles in that contest ... also had five stops versus South Carolina in that Tiger win ... in for 26 snaps from scrimmage ... missed most of 1990 spring drills after undergoing arthroscopic knee surgery.

In 1988: Red-shirted the 1988 season at linebacker, but gained experience in practice ... did well in the spring, he had 32 stops and a sack for 11 yards ... also caused two fumbles to lead the team in that category.

In High School: Follows his brother, Jim, who played defensive tackle for Clemson from 1980-83 ... other brother, Sean, played for the University of Virginia ... led his team in tackles his sophomore and senior season ... selected to **Athlon's** Atlantic Coast Blue Chippers ... played for coach Bruce Patrick at Mt. Vernon High School ... also played baseball and threw the shot until his junior season ... majoring in industrial education ... born 10/10/69 in Alexandria, VA.

Scott Career Stats

Year	GP-GS	Plays	Hits	Ast	Tot
1989	9-0	26	11	8	19
1990	12-0	16	14	14	28
Totals	21-0	42	25	22	47

79

STACY
SEEGARS

6-4, 310, *Sophomore, OG
Kershaw, SC Andrew Jackson HS



Seegars Fact: Seegars earned second-team Freshman All-America honors by the **Football News** last year.

Fall 1991 Depth Chart Position: First-team right guard

Best All-Around Game: Graded at 62 percent for 29 plays and had one knockdown block against Long Beach State last year.

Years Lettered: 1990

At Clemson: Another of the Tigers promising young linemen ... slated to fill the right guard slot left vacant by All-ACC player Eric Harmon ... saw action in six games in 1990 and was in for 69 total plays ... in for a season-high of 29 plays in the season-opener with Long Beach State ... did not play the next two contests and then was in for 23 snaps in the win over Appalachian State ... also saw action in the Tigers' victory over Georgia, Wake Forest, and North Carolina ... strong athlete who ranks third on the 1991 Clemson squad in the leg sled, he can push 1000 pounds ... has a 28-inch vertical jump and a +7¾" flexibility (sit and reach) measurement.

In 1989: Red-shirted the 1989 season, he saw action on both the offensive and defensive lines during practice.

In High School: The Gatorade State Player-of-the-Year ... a **Super-Prep** All-American and All-Midatlantic selection ... that publication rated him as the 11th best prospect in the region and the nation's eighth best defensive lineman ... an honorable mention All-America choice of **Street & Smith** ... named one of the top 50 players in the East by Tom Lemming and one of the top 22 in the Atlantic region by G&W Reports ... Joe Terranova selected him as one of the top 20 linemen in the nation ... a preseason and postseason all-state choice according to the **Greenville News** ... also named to the **Columbia State** all-state team ... part of the biggest offensive line in Shrine Bowl history ... all-conference and all-state performer in track in the shotput and discus ... attended Andrew Jackson High School and played for coach Andy Tweito ... majoring in forest management ... born 4-26-71.


Seegars Career Stats

Year	GP-GS	Plays	KDs
1990	6-0	69	2

96

ASHLEY
SHEPPARD

6-5, 235, Junior, OLB
Greenville, NC North Pitt HS



Sheppard Fact: Ten of Sheppard's 48 tackles were behind the line of scrimmage in 1990. That was the highest percentage of total tackles made behind the line of scrimmage by a Tiger last year.

Fall 1991 Depth Chart Position: First-team outside linebacker.

Best All-Around Game: Had eight tackles, including two sacks for 21 negative yards, in just 24 plays at Wake Forest last season.

Bowl Experience: Had two tackles and a PBU vs. West Virginia in the 1989 Gator Bowl. Had three tackles, including a sack, in 21 plays against Illinois in the 1991 Hall of Fame Bowl.

Years Lettered: 1989, 1990

At Clemson: Ranked as the #1 special teams player in the nation by the 1991 **Sporting News** preseason book ... has served as a prime reserve at outside linebacker each of the last two years, he should battle Wayne Simmons for a starting role in 1991 ... one of the reasons Clemson has one of the best outside linebacker corps in the country in 1991 ... did not start a game, but played at least 16 snaps in every game ... had 48 tackles for the season, 19 were on special teams ... second on the team in tackles among non-starters ... but a major contributor in scrimmage situations, he had 10 tackles for loss to rank in the top 15 in the ACC ... had a standout game against Wake Forest with eight tackles, a pass broken up and two sacks for 21 yards ... ACC Player-of-the-Week for that performance and also named Clemson Player-of-the-Game by the Tiger radio network ... had at least one tackle for loss in eight of the 12 games ... had at least one tackle for loss in six straight games between September 22 and October 27 ... had five tackles and two tackles for loss against Virginia ... probably has the best physical attributes of any of the Clemson linebackers ... listed as one of the top 10 special teams players in the nation by the 1990 **Sporting News** preseason book, he did nothing to hurt that reputation last season ... has the best vertical jump by a Tiger outside linebacker since 1985 at 39½" ... bench presses 375-pounds, that mark ranks second among 1991 OLBs, as does his 770-pound leg sled mark.

In 1989: Named to the freshman honor roll by the **Sporting News**, as he was considered one of the best first-year freshman linebackers in the nation by that publication ... second-team outside linebacker behind all-conference choice Levon Kirkland ... a demon on special teams, he had 12 special teams tackles for the season, the third highest total on the team ... led the Tigers in first hits on special teams with 11 ... had his best games of the season against teams from his home state, North Carolina ... had five tackles in the N.C. State contest, all on special teams ... a prime reason Clemson's special teams were ranked second in the nation by the **Sporting News** 1990 preseason book ... against UNC in Chapel Hill, had six stops including four first hits for his high tackle total of the season ... had four tackles against another North Carolina school, Wake Forest ... had 25 total tackles for the season, he made at least one stop in every game but the Duke contest, he was in for only five plays from scrimmage in

that contest ... had six stops in the first seven games of the season and 19 tackles over the last five games ... in for 31 plays in the Wake Forest contest, his high for the season in terms of action ... in for 15 snaps at Virginia Tech, he recorded a tackle, a quarterback pressure, and a pass broken up ... missed time during 1990 spring drills due to an ankle injury, he missed the Tigers' last two scrimmages, including the annual Orange and White Game.

In High School: Signed with the Tigers in 1988 but attended Fork Union Military Prep School in Virginia instead ... one of eight signees in 1988 who played in the 1987 Shrine Bowl ... in that contest he had an interception late in the first half that set up a North Carolina touchdown ... **SuperPrep** Magazine All-Midatlantic selection ... that publication called him a "big-hitter" ... **USA Today** honorable mention All-America selection ... had an outstanding senior year which included 188 tackles and 18 quarterback sacks ... a big game player who had 50 tackles in three playoff games ... also caught nine touchdown passes as a tight end in 1987 ... started four years at tight end and three at linebacker at North Pitt High for Coach Stewart Ennis ... an all-stater as a senior ... played at Fork Union with Tiger defensive lineman Tyrone Simpson in 1988 ... majoring in management ... born 1-21-69.

Personality Profile

Nickname: Shep

My favorite sports hero: Lawrence Taylor

My dream vacation: Cruise to Bahama's

Person I'd most like to meet: Michael Jordan

Hobbies and leisure time activities: Fishing

Most impressive person I've ever met: Dudley Bradley (ex-UNC basketball player)

My goal in life: Play pro football

What turns me off about people: Negative attitude

The class I've enjoyed the most at Clemson: Law 322

My favorite song to sing in the shower: Blue Moon

If I were president of the United States, I would: Stop the poverty

When I am finished playing football, I would like to: Run my own business

When I get nervous I: Bite my nails

The greatest thing about being an athlete is: Some people look up to you

The toughest thing about being an athlete is: Some people look down on you

If I could play a different position I'd play: Wide Receiver

My favorite moment in a football game: Took place vs N.C. State (Big Hit on special teams) in 1989

When I played football as a kid, I pretended I was: Roger Staubach

If I had a million dollars I'd buy: A big house for all the homeless people

When people first meet me they think: Damn, that boy has some gorgeous eyes

My advice to youngsters is: Stay in school; stay away from drugs

1989 Game by Game

Date	Opponent	Plays	Hit	Ast	Tot	PBU
9-2	Furman	11	0	1	1	
9-9	at Florida St.	15	0	1	1	
9-16	at Virginia Tech	15	0	1	1	1
9-23	Maryland	16	0	1	1	
9-30	at Duke	5	0	0	0	
10-7	Virginia	19	1	0	1	
10-14	Georgia Tech	5	1	0	1	
10-21	N.C. State	7	4	1	5	
10-28	Wake Forest	31	3	1	4	
11-4	at N. Carolina	20	4	2	6	
11-18	at S. Carolina	11	2	0	2	
12-30	West Virginia	13	2	0	2	1
Totals		168	17	8	25	2

1990 Game by Game

Date	Opponent	PL	Hit	Ast	Tot	TFL	Sacks	PBU
9-1	Long Beach State	17	1	1	2			1
9-8	at Virginia	25	2	3	5	2-4		
9-15	at Maryland	25	2	3	5			2
9-22	App. State	35	1	1	2	1-3		
9-29	Duke	16	2	2	4	1-4		
10-6	Georgia	23	1	2	3	1-1		
10-13	at Georgia Tech	17	3	1	4	1-2		
10-20	at N.C. State	23	4	2	6	1-8	1-8	
10-27	at Wake Forest	24	4	4	8	2-21	2-21	1
11-3	N. Carolina	18	4	0	4			1
11-17	S. Carolina	25	1	1	2			
1-1	Illinois	21	2	1	3	1-6	1-6	
Totals		269	27	21	48	10-49	4-35	5

Sheppard Career Stats


Year	GP-GS	Plays	Hits	Ast	Tot	TL-Yds	Sacks	CF-RF	PBU	QP
1989	12-0	168	17	8	25	0-0	0-0	0-0	2	3
1990	12-0	269	27	21	48	10-49	4-35	0-0	5	3
Totals	24-0	437	44	29	73	10-49	4-35	0-0	7	6

49

WAYNE SIMMONS

6-2, 225, *Junior, OLB

Hilton Head, SC Hilton Head HS



Simmons Fact: Ranked ninth in the ACC in sacks in 1989.
Fall 1991 Depth Chart Position: Second-team outside linebacker

Best All-Around Game: Had a career high eight tackles, including a 1/2 sack at South Carolina in 1989.

Bowl Experience: Registered six tackles, including a sack, in 26 plays against West Virginia in 1989 Gator Bowl. Had two tackles in 21 plays in the 1991 Hall of Fame Bowl vs. Illinois.

Years Lettered: 1989, 1990

At Clemson: Active outside linebacker who had 41 stops, third among players who did not start a game ... had eight special teams tackles to go with 33 from scrimmage plays ... averaged 27 plays a game, he played a low of 14 at Georgia Tech and a high of 29 against N.C. State ... had a season-high seven tackles against N.C. State, including five first hits ... had five tackles, including a sack against South Carolina, he also had a PBU and an interception in that game ... a prime reason Clemson ranked in the top 10 in the nation in all defensive categories in 1990, including number-one in total defense ... Simmons made significant contributions in stopping the run and the pass ... had a tackle for loss against Long Beach State, Virginia and Appalachian State ... in for only 18 plays in the season-opener with Long Beach State, but had four tackles, an eight-yard tackle for loss and broke up a 49er pass ... pressured the opponent's quarterback seven times ... intercepted a pass versus Duke ... has played 24 games in his career and has one start ... has the strength, speed and agility to cause problems for opposing offenses ... has the best power clean figure ever by a Clemson outside linebacker at 329 pounds, that mark ranks second on the 1991 Clemson squad ... also has the best standing broad jump since 1985 by a Clemson OLB at 131" ... quickest linebacker, inside or outside, on this year's squad, he has clocked in at 4.50 in the 40-yard dash ... vertical jumps 35".

In 1989: Leading freshman tackler on the Clemson squad in 1989, he had an outstanding season as a reserve bandit end ... rotated

with John Johnson and Levon Kirkland, he started the North Carolina contest ... also leading tackler among second-team players, he had 59 stops to his credit to rank sixth on the squad ... recorded 10 tackles for loss, that tied for the highest total on the team ... also had 5.5 sacks, the third highest total for a Tiger in that category ... one of the reasons the Clemson outside linebacker corps was named best in the nation by the 1990 **Sporting News** preseason book ... made one of the most memorable plays of the 1989 season in the Tigers' win over Florida State ... picked off a Seminole pass on the run and streaked 73 yards for a touchdown to put the Tigers up 21-0 in the second quarter ... also had six tackles in that contest, including a six-yard sack ... voted the Defensive Player-of-the-Game by the Florida State network ... recorded five or more tackles in eight games in 1989, he made at least two stops in every contest ... had six tackles, including a four-yard sack and one other tackle for loss in the Gator Bowl win over West Virginia ... also caused a fumble and had two quarterback pressures versus the Mountaineers ... started off the season in fine fashion, recording five stops including, two tackles for loss, and a quarterback pressure against Furman ... had a six-yard sack at Virginia Tech, he also recovered a Hokie fumble ... had five stops in the win over Maryland ... also had five tackles against Virginia on national television, he recorded an 11-yard sack and a quarterback pressure versus the Cavaliers ... had perhaps his best game of the season against N.C. State, he was credited with six tackles, caused and recovered a fumble, and pressured the Wolfpack quarterback three times ... ended the regular season with two excellent performances ... totalled 14 tackles, three tackles for loss, one and a half sacks, two quarterback pressures, and a pass broken up in the games against North Carolina and South Carolina ... his six-tackle performance against North Carolina was accomplished in only 18 plays ... saw a season-high in terms of action versus N.C. State when he was in for 40 plays ... had the Goody's Hit-of-the-Game in the Virginia Tech and N.C. State contests ... one of only three freshmen to start a game for the Tigers in 1989, Tyrone Gibson and Robert O'Neal were the others ... rotated with starters John Johnson and Levon Kirkland in 1989.

In 1988: Red-shirted the season at outside linebacker, a thumb injury slowed his play.

In High School: Standout performer for the Sandlappers in the Shrine Bowl at linebacker ... the **Greenville News** and Associated Press All-State selection ... Associated Press also chose him as the runner-up in the State Player-of-the-Year balloting ... **SuperPrep Magazine** All-Mid-Atlantic selection ... an honorable mention choice for the **Orlando Sentinel's** Dixie Dozen ... **The (Columbia) State** Tri-Lineman-of-the-Year choice along with other Clemson players Les Hall and Al Richard ... **Athlon's** Atlantic Coast Blue Chip ... **Lindy's** National Blue Chip ... a **Lemming Report** All-American ... recorded 67 tackles including 17 in one playoff game as a junior ... also forced nine fumbles and caught 12 passes for 431 yards including three 80-yard touchdowns as a junior ... an all-conference selection in basketball ... majoring in financial management ... born 12/15/69.

Personality Profile

What is your nickname? Big money
What are your hobbies? Playing basketball
What is the best thing about you? My smile
What is the worst thing about you? I get angry
What is the weirdest thing about you? My feet or toes
Person you admire the most: Mother — because of her work ethic
What event changed your life? Being accepted to college
If I could change one thing about the game of football, I would: Let the players get the praise when they win a game.
What is the best advice anyone ever gave you? Be calm
What is the most important thing you've learned since coming to Clemson? Self-esteem
When you want to impress a girl, what do you do? Ignore her.
You want people to think you are: Important — a key to Clemson's success.
What is your favorite food? Ice cream

What is your least favorite food? Spinach

Who is the best athlete you've played against? Terry Allen

If you could play a different position, you'd play: Full back

What was your favorite thing to pretend when you were a kid?

I was the Incredible Hulk.

What is your worst fear? Heights

1989 Game by Game

Date	Game	Pl	Hit	Ast	Tot	TL-Yds	Sacks	PBU
9-2	Furman	11	4	1	5	2-6		
9-9	at Florida State	36	3	3	6	1-6	1-6	
9-16	at Virginia Tech	31	2	1	3	1-6	1-6	
9-23	Maryland	33	3	2	5			
9-30	at Duke	33	0	2	2			1
10-7	Virginia	36	3	2	5	1-11	1-11	
10-14	Georgia Tech	35	2	1	3			2
10-21	N.C. State	40	3	3	6			1
10-28	Wake Forest	41	1	3	4			1
11-4	*at North Carolina	18	2	4	6	2-9	1-7	
11-18	at South Carolina	22	4	4	8	1-6	.5-6	1
12-30	West Virginia	26	3	3	6	2-5	1-4	
Totals		362	30	29	59	10-49	5.5-40	6

1990 Game by Game

Date	Opponent	PL	Hit	Ast	Tot	TFL	Sacks	PBU	QP
9-1	Long Beach St.	18	2	2	4	1-8		1	
9-8	at Virginia	25	2	1	3	1-2			1
9-15	at Maryland	28	0	3	3				1
9-22	App. State	29	2	1	3	1-2			2
9-29	Duke	20	0	1	1				
10-6	Georgia	25	1	2	3				
10-13	at Georgia Tech	14	1	2	3				
10-20	at N.C. State	29	5	2	7				
10-27	at Wake Forest	24	4	0	4				
11-3	N. Carolina	19	1	2	3				1 1
11-17	S. Carolina	23	2	3	5	1-2	1-2	1	1
1-1	Illinois	21	2	0	2				1
Totals		275	22	19	41	4-14	1-2	3	7

Simmons Career Stats


Year	GP-GS	Plays	Hits	Ast	Tot	TL-Yds	Sacks	PBU	QP	Int-Yds-TD
1989	12-1	362	30	29	59	10-49	5.5-40	6	6	1-73-1
1990	12-0	275	22	19	41	4-14	1-2	3	7	1-0-0
Totals	24-0	637	52	48	100	14-63	6.5-42	9	13	2-73-1

95

**TYRONE
SIMPSON**

6-3, 280, Junior, DT

Rock Hill, SC Northwestern HS



Simpson Fact: Simpson played in only 13 games during his high school career.

Fall 1991 Depth Chart Position: Third-team defensive tackle
Best All-Around Game: Collected five tackles, including his first career sack, against Appalachian State in 1990.

Bowl Experience: Had one tackle in 13 plays against Illinois in 1991 Hall of Fame Bowl.

Years Lettered: 1989, 1990

At Clemson: Reserve defensive tackle who plays behind Chester McGlockton ... in for 119 plays and played in nine games last season ... had the best game of his career in the win over Appalachian State, he was in for 20 plays and made five tackles in that contest, one

was a two-yard sack ... had a pair of tackles in 16 plays the next week versus Duke ... played in the last four games of the season, he was in for 58 snaps for those four Tiger wins ... second-team preseason All-ACC choice by the **Sporting News**.

In 1989: Saw action in every game but the Georgia Tech contest ... second-team defensive tackle behind all-conference choice Vance Hammond ... saw more action in the last four games of the season than in the first seven games ... had two tackles in only nine plays in the season opener with Furman ... also recorded tackles versus Virginia Tech, Virginia, N.C. State, Wake Forest, and North Carolina ... also broke up a pass in the Wake Forest contest and in the Gator Bowl win over West Virginia ... had six stops, including a 13-yard sack in spring drills.

In High School: Another signee who re-signed with Clemson ... had an excellent year at Fork Union in 1988 ... another Shrine Bowler in 1987 that chose the Tigers ... named to **The Columbia State's** all-state AAAA team as a senior ... also a Region II-AAAA all-region selection ... played in only 13 high school games in his career, but came on strong his senior year to nail down a Shrine Bowl position ... played for Coach Jimmy Wallace at Northwestern High School in Rock Hill ... led the Trojans to an outstanding year ... majoring in management ... born 9-10-70.

Personality Profile

What is your nickname? "Simp"

What are your hobbies? Being funny

What is the weirdest thing about you? The way I think

Person you admire the most: My mother

Player on the team who will be a surprise this year: Tyrone Simpson

If you could change one thing about the game of football, you would: Wear no pads, so you can tell the real men from the boys.

What bugs you the most? Loud noises when I'm trying to study.

What is the best advice anyone ever gave you? "Don't let what people say bother you."

What is the most important thing you've learned since coming to Clemson? It's not all about football.

When you are 45-years old, what do you want to be doing? Coaching football.

If you were a head coach, you would: Be one of the best.

What is your favorite food? Pizza

What is your least favorite food? Anything with mushrooms.

Who is the best athlete you've played against? Gerald Dixon

If you could play a different position, you'd play: Inside linebacker

What was your favorite thing to pretend when you were a kid? Any super hero.

What is your worst fear? Death

1990 Game by Game

Date	Game	PL	Hit	Ast	Tot	TFL-Yds	Sks-Yds
9-1	Long Beach St.	6	0	1	1		
9-8	at Virginia	Did Not Play					
9-15	at Maryland	12	1	0	1		
9-22	Appalachian St.	20	3	2	5	1-2	1-2
9-29	Duke	16	0	2	2		
10-6	Georgia	7	0	1	1		
10-13	at Georgia Tech	Did Not Play					
10-20	at N.C. State	Did Not Play					
10-27	at Wake Forest	18	0	1	1		
11-3	North Carolina	11	0	0	0		
11-17	South Carolina	16	0	0	0		
1-1	Illinois	13	1	0	1		
Totals		119	5	7	12	1-2	1-2

Simpson Career Stats


Year	GP-GS	Plays	Hit	Ast	Tot	TFL
1989	11-0	140	2	5	7	0
1990	9-0	119	5	7	12	1-2
Totals	20-0	259	5	12	17	1-2

Terry Smith — see page 82.

52

JAMISON
TEMPLES

6-5, 271, *Junior, OT
Little Mountain, SC Chapin HS



Temples Fact: His father, John Temples, played football at Newberry in the late 1950s.

Fall 1991 Depth Chart Position: Reserve left tackle

At Clemson: Another of the Tigers' group of offensive linemen hoping to gain experience this season ... moved to tackle from guard this spring ... played in the first game of last season, the Long Beach State game, he played six snaps ... bench pressed 355 pounds in 1991 winter conditioning, that is a 65-pound improvement since his freshman year ... has also upped his leg sled by 120-pounds, it now stands at 810.

In 1989: Reserve offensive guard who saw action in the last three regular season games of 1989 ... in for 13 snaps as a reserve behind All-ACC choice Eric Harmon ... red-shirt offensive lineman in 1988, he gained experience during the spring drills ... once had 22 bird dogs as pets ... enjoys hunting and fishing as hobbies ... wrestling in high school helped his quickness in football ... aspires to be a veterinarian after college.

In High School: Played in the South Carolina North-South All-Star game in Myrtle Beach ... a **Street & Smith** Preseason All-American honorable mention ... **The Columbia State** chose him to the AA all-state team ... also selected to the **Columbia Record** All-Area team ... all-state, all-area and all-region ... earned seven letters in high school, two in football, one in track, and four in wrestling ... heavyweight on state runner-up wrestling team ... his father, John C., played football at Newberry College (1956-60) ... an All-Region player for Coach Eddie Muldrow at Chapin High ... led Chapin to an 11-1 record as a senior ... majoring in animal science ... born 7/10/70 in Little Mountain, SC.

Temples Career Stats

Year	GP-GS	Plays
1989	3-0	13
1990	1-0	6
Totals	4-0	19

85

FRANKLIN
THOMAS

6-4, 237, *Sophomore, TE
New Orleans, LA St. Augustine HS



Thomas Fact: Thomas ran a 4.65 in the 40 on Team Timing Day on April 10, 1991, the best time by a tight end on this year's team.

Fall 1991 Depth Chart Position: Reserve tight end

At Clemson: Reserve tight end who worked out with the Tiger scout team in 1990, but did not see action in a game ... red-shirted the 1990 season after sitting out 1989 as a Prop 48, so he has not played


in two years ... has increased his bench press mark by 40 pounds since coming to Clemson in 1989.

In High School: One of two signees from the state of Louisiana ... named to the Louisiana Blue Chips by **Lindy's Magazine** ... also a member of Joe Terranova's Who's Who ... named to **SuperPrep** magazine's All-Southwest squad ... also selected as one of the top 30 tight ends in the nation by Terranova ... an honorable mention All-American according to **Street & Smith** ... an all-district performer at St. Augustine High School ... coached by Anthony Biagas ... had 22 receptions for 370 yards and five touchdowns as a senior from his tight end position ... regional champion in the 110 meter hurdles ... fifth in the state in the shotput competition with a toss of 47-11½" ... Junior National Sports Foundation Junior Athlete-of-the-Year recipient of a certificate of merit from the Mayor of New Orleans for outstanding service ... majoring in liberal arts ... born 1-11-71.

27

JAMES TRAPP

6-1, 175, Junior, CB
Lawton, OK Lawton HS



Trapp Fact: Trapp has been a five-time All-American in the 100 meters or the 200 meters (indoor and outdoor) in his two years at Clemson.

Fall 1991 Depth Chart Position: Second-team cornerback
Best All-Around Game: Had five tackles and a pass broken up in a season high 19 plays against Appalachian State in 1990.

Bowl Experience: Had two tackles as a reserve cornerback against West Virginia in 1989 Gator Bowl. Had two special teams tackles against Illinois in 1991 Hall of Fame Bowl.

Years Lettered: 1989, 1990

At Clemson: Track All-American who will challenge for a starting cornerback slot this year ... a reserve defensive back for the Tigers each of the last two years ... had nine tackles on special teams and 18 stops for the year ... played in the secondary for four games, the last outing being the Wake Forest game ... had his only tackle for loss against Long Beach State ... alternated between track and football this past spring, he did not compete in the spring game because the Tigers played host to a track meet that afternoon.

In 1989: Hard hitting young safety who tied for second on the team in special teams tackles in 1989 ... had 13 stops on special teams during his rookie campaign, and 15 tackles overall ... saw action in every game but the Virginia Tech contest ... had a season-high three tackles versus Duke and had a pair of stops in four contests ... worked out with the football squad just one week in the spring as he was competing with the Clemson track squad.

In Track: Became first five-time All-American in Clemson track history when he finished fourth at the NCAA Meet in Eugene, OR in the 100 meters last June 1 ... has been an All-American in the indoor 55 meters in 1990 and 1991 and in the outdoor 100 meters in 1990 and 1991 ... also an All-American as a member of Clemson's outdoor 4X100 meter relay team in 1991, that team finished second in the nation at the NAAs ... Clemson record holder in the indoor 200 meters with a time of 21.03 at the ACC championships in 1990 ... his 6.17 in the 55 meters indoors and his 10.04 in the 100 meters outdoors rank as second best in Clemson history in both events ... had his 6.17 in the 55 meters at the NCAA trials at Indianapolis last year and he posted the 10.04 in the outdoor 100 at the trials for the 1991 NAAs in Eugene, OR ... All-ACC each of the last two years, he was the ACC 200 meter indoor champion in 1990 and the 55 meter indoor champion in 1991 ... won the 100 meters and the 200 meters at the outdoor meet in 1990, he was named the meet MVP that year

... finished second in the 200 and third in the 100 at the ACC meet in 1991 ... came back strong however to finish fourth at the 100 meters at the NAAs ... has 14 first-place finishes in his career, is a five-time All-American and a four-time ACC champion ... finished first or second in 13 of his 20 starts this past academic year in the indoor and outdoor seasons combined ... had 11 first or second-place finishes out of 20 starts in 1989-90 academic year.

Career Bests: Indoors, 55 meters—6.17 at NCAA trials, 1991, Indianapolis; 200 meters—21.03 at ACC meet, 1990, ETSU; Outdoors, 100 meters—10.04 at NCAA Trials, 1991, Oregon; 200 meters—20.49 at Georgia Tech, 1991.

In High School: An All-America defensive back who actually played middle linebacker in high school ... Max Emfinger rated him as the nation's second best cornerback ... other Emfinger honors included the preseason All-Midland team, the region's third-ranked player, and a second-team preseason All-American ... **USA Today Super 102** ... a **SuperPrep** All-American and All-Midland selection ... that publication rated him as the nation's seventh best defensive back and the 17th best prospect in the Midland region ... Joe Terranova rated him as the nation's third best defensive back ... Tom Lemming named him to the All-Midland and All-Oklahoma teams ... a member of the Associated Press Blue Chip List and the Oklahoma Super 25 ... an honorable mention All-American according to **USA Today** ... a two-time all-state performer at Lawton High School ... coached by Darrell Ahlschlager ... recorded 193 tackles in two seasons ... a track star who won the 200 meters two years and the 400 meters for three years in the state of Oklahoma ... named Player-of-the-Year in track for the state of Oklahoma in 1989 ... high school teammate of Tiger running back Greg Burk ... majoring in liberal arts ... born 12-28-69.

Trapp Career Stats

Year	GP-GS	Plays	Hits	Ast	Tot	TL-Yds	PBU
1989	11-0	72	7	8	15	0-0	0
1990	11-0	35	10	8	18	1-4	1
Totals	22-0	107	17	16	33	1-4	1

22

LEWIS USHER

6-2, 220, *Freshman, LB
Decatur, GA SW DeKalb



Usher Fact: Had an average grade of 90 percent as an offensive lineman his senior year of high school.

Fall 1991 Depth Chart Position: Third-team outside linebacker

At Clemson: Another of the Tigers' promising young defensive players, he will add his talents to the linebacker corps ... competed with the scout team last season, but gained valuable experience in spring drills ... bench presses 340 pounds.

In High School: A quick linebacker who co-captained his team to an undefeated regular season and a number-five national ranking according to **USA Today** ... his high school team finished the year with a 13-1 mark after losing to Clarke Central by a point in the state semifinals ... recorded 90 tackles as a senior ... also played offensive tackle and graded out at 90 percent for the year ... named DeKalb County Player-of-the-Week three times ... All-Atlanta by the **Atlanta Constitution** ... honorable mention All-State by that newspaper ... led his team to 10 shutouts in 14 games ... one of two linebackers from the state of Georgia that signed with Clemson ... played defensive tackle as a sophomore and junior ... moved to linebacker his senior season because of his quickness ... runs the 40-yard dash

in 4.6 seconds ... bench presses 390 pounds ... one of the top 400 players in the southeast according to Max Emfinger ... played for coach Buck Godfrey ... attended Southwest DeKalb High School ... majoring in graphic communications ... born on 3-26-72.

2

NELSON WELCH

5-10, 175, *Freshman, P/PK
Greer, SC Greer HS



Welch Fact: Welch ran a 4.43 in the 40 on Team Timing Day last April, the best time ever by a Clemson punter or placekicker.

Fall 1991 Depth Chart Position: Second-team punter, placekicker

At Clemson: Talented athlete who is a top contender for the punting and placekicking duties in 1991 ... worked out at placekicker only during spring drills, he booted a 52-yard field goal in the Tigers' first scrimmage on March 14 ... had a fourth quarter 44-yarder to win the game for the White team in the annual Orange and White contest ... has the best bench press mark since 1985 by a Tiger kicker with a 315-pound mark, he also leads all kickers since 1985 in the power clean (226 pounds), 40-yard dash (4.43), standing broad jump (108"), and power ratio (6.54).

In High School: The 1989 Player-of-the-Year in South Carolina according to **USA Today** and the Associated Press ... the **Greenville Piedmont and Spartanburg-Herald Journal's** Player-of-the-Year ... a member of the **Orlando Sentinel's** Dixie Dozen ... **The State** newspaper chose him as the AAA Back-of-the-Year ... a member of the **Greenville News** and **The State's** All-State team ... selected to play in the Shrine Bowl but his team played for the state championship that weekend ... led Greer High School to a 15-0 record and the AAA state title ... a two-way starter in the South Carolina North-South game ... averaged 41.6 yards per punt as a senior ... kicked 14-18 field goals including three of 50 yards or better ... 40-41 on extra points ... a three-time all-area selection ... caught 26 passes for 581 yards and four touchdowns as a senior ... also returned two punts for touchdowns ... recorded three interceptions in 1989 ... played for Coach Stuart Holcombe at Greer High School ... only Tiger to play in first annual East-West All-America Classic ... his mother, Nancy, was a television personality with WSPA in Spartanburg for many years ... majoring in marketing ... born on 3-23-72.

Personality Profile

Nickname: Nelly

My favorite sports hero: Michael Jordan

My dream vacation: Maui

Person in history I'd most like to meet: My grandma

Most impressive person I've ever met: Tom Landry

Best athletes I've played against: Terry Smith

My greatest moment: Winning the state championship my senior year in high school.

My goal in life: To graduate from college, and have the best family God will offer.

What turns me off about people: Smoking, bad attitudes

My favorite toy as a child: Soccer ball

If I were President of the United States, I would: Let the people know I'm behind them 110%.

If I were not playing football, I would: Still go to college.

When I am finished playing football, I would like to: Be a salesman for Nike.

The greatest thing about being an athlete is: You get to meet other athletes.

The toughest thing about being an athlete is: Someone is always watching you.

If I could change one thing about myself, I would: Change my height.

Before a football game I: Pray for guidance.

My favorite moment in a football game is when: The team and fans are fired up.

When I was growing up, I never thought I would: Play football.

When I played football as a kid, I pretended I was: Tony Dorsett

My mother always thought I was: Going to become a great athlete.

If I had a million dollars I'd buy: My mom and dad a new home (and my grandparents too).

I'd like to be stranded on a desert island with: My girlfriend.

I hated it when my mother made me eat: Broccoli

I'm as good as anyone else at: Football

When I'm feeling sorry for myself I: Go to the Lord for help.

My advice to youngsters is: Be the best at whatever sport, stay in school, and listen to your parents.

64

CURTIS WHITLEY

6-1, 260, *Senior, C
Smithfield, NC Selma HS



Whitley Fact: Clemson had an 8-1 record in games he started in 1990.

Fall 1991 Depth Chart Position: Second-team center

Best All-Around Game: Had an 86 percent grade and six knockdown blocks against Appalachian State in 1990.

Years Lettered: 1988, 1990

At Clemson: A bright spot in the Virginia game, he graded a team-best 84 percent for 39 plays ... earned his starting berth for the rest of the season in that game, he started the last nine contests of the regular season ... had a season-high 86 percent grade with six knockdowns for 43 plays against App State ... needs to improve his consistency, but coaches were happy with Whitley's progress ... graded 73 percent or better in five games, but he did it three of the last four games ... had a season best eight knockdown blocks against Georgia and North Carolina ... had six knockdowns and a 77 percent grade on 59 plays against South Carolina ... a reserve the first two games, but he played 71 snaps in those two contests combined ... played every snap against Georgia Tech, 89, and graded 70 percent ... should be an offensive line leader along with Jeb Flesch this season ... had 14 knockdown blocks over the last two regular season games after having just six over the first three games ... a prime reason Clemson finished ninth in the nation in rushing ... exceptionally strong athlete who has the best bench press figure for a Clemson player since Tiger strength coaches began keeping stats in 1985, his best is an impressive 505-pound mark ... also has the best flexibility mark for a Clemson offensive lineman since that stat has been kept, he can sit flat on the floor and reach 12-inches past his feet ... can push 900 pounds on the leg sled and his 331-pound power clean mark leads all offensive players ... has upped his bench press by 100 pounds since 1987 and his leg sled by 130 pounds.

In 1989: Sat out the 1989-90 year due to disciplinary action, he played at the junior college level at Chowan JC in Murfreesboro, NC.

In 1988: Second-team center who saw his most action against Virginia Tech and Duke with 14 plays apiece ... in for 77 snaps from scrimmage, but he also contributed on special teams ... had one

knockdown block against Duke and North Carolina ... graded very well in his limited action, he had a high of 87 percent on eight plays against Wake Forest ... had an 85 percent in 13 plays against North Carolina ... actually over 80 percent in each of his last four games of the season ... had 80 percent against Maryland and 85 percent against South Carolina ... has good speed, a reason he was a blocker on the kickoff return team.

In 1987: Red-shirted in 1987 but gained valuable experience in practice and in spring workouts ... listed as third-team left guard heading into fall practice.

In High School: A member of the **Greensboro News-Record** All-State team ... **Raleigh Times** top 25 selection ... The National High School Football Recruiting Service rated him as the 12th best center in the South ... a 1986 Shrine Bowl starter ... played at Smithfield-Selma High School for Jack Gaster ... all-state selection as a junior ... preseason Who's Who choice by Joe Terranova ... majoring in recreation and park administration ... born 5/10/69.

Personality Profile

What is your nickname? C-Dog

What are your hobbies? Reading/fishing/writing

What was your most embarrassing moment? Playing at a JUCO for one season (1989).

What is the best thing about you? My intense drive/motivation. I come back from adversity.

Person you admire the most: My brother

What event changed your life? Coming to Clemson.

What bugs you the most? Fake people

What is the most important thing you've learned since coming to Clemson? Be yourself. Never let anybody tell you that it can't be done.

When you want to impress a girl, what do you do? Talk about literature. Break the age-old stereotype of an athlete.

When you are 45-years old, what do you want to be doing? Playing with my kids on the beach.

If you were a head coach, you would: Get really close to my players and if they ever needed anything I would like them to feel they could come to me.

What is your favorite food? Steak

What is the least favorite food? Macaroni/Cheese

Who is the best athlete you've played against? Ed McDaniel, Rob Bodine, David Davis

If you would play a different position, you'd play: Fullback

What was your favorite thing to pretend when you were a kid? Billy the Kid

What is your worst fear? Not reaching my goals/dreams.

1990 Game by Game

Date	Game	+	-	Plays	GR	KD
9-1	Long Beach St.	19	13	32	59	2
9-8	at Virginia	33	6	39	84	2
9-15	*at Maryland	42	34	76	56	2
9-22	*Appalachian St.	36	6	43	86	6
9-29	*Duke	26	24	50	52	1
10-6	*Georgia	40	16	56	71	8
10-13	*at Georgia Tech	64	29	93	69	4
10-20	*at N.C. State	49	14	63	78	2
10-27	*at Wake Forest	42	16	58	55	4
11-3	*North Carolina	43	16	61	73	8
11-17	*South Carolina	45	14	59	77	6
1-1	Illinois	Did Not Play				
Totals		439	188	630	69	45

Whitley Career Stats

Year	GP-GS	Plays	KDs
1988	8-0	77	6
1990	11-9	630	45
Totals	19-9	707	51

Ronald Williams — see page 83.

98

PIERRE
WILSON

6-4, 285, *Sophomore, DT
Jackson, MS Provine HS



Wilson Fact: One of two *Parade* All-Americans signed by the Tigers in 1989.

Fall 1991 Depth Chart Position: Second-team defensive tackle

Best All-Around Game: Had three tackles, including a sack, and caused a fumble in 22 plays of action against Appalachian State in 1990.

Bowl Experience: Had one tackle, but it was an 11-yard sack, in 10 plays of action against Illinois in the 1991 Hall of Fame Bowl.

Years Lettered: 1990

At Clemson: Reserve defensive tackle in 1990 who had an impressive spring, ranking fourth on the team in tackles for the four spring scrimmages with 21 ... played in every game of 1990 and was in for 114 plays ... had his best game in the win over Appalachian State when he was in for a season-high of 22 plays and had three tackles, including a one-yard sack ... also caused a fumble in that contest ... had two quarterback pressures in 13 plays versus Georgia ... had six stops in the Tigers' first scrimmage on March 14 and led the team with 10 stops, including two for negative yardage on April 3 ... bench presses 405 pounds and pushes 900 pounds on the leg sled ... tied for the lead among Tiger defensive linemen in the power clean at 310 pounds ... has a 31" vertical jump and a 113½" standing broad jump, that also is tops on the defensive line.

In 1989: Red-shirted the 1989 season at defensive tackle ... did well in 1990 spring scrimmages, he tied for 10th in total tackles with 25, including three stops for loss ... underwent shoulder surgery after spring workouts.


In High School: One of two *Parade* All-Americans signed by Clemson in 1989 ... a *USA Today* honorable mention All-American ... a *SuperPrep* All-American and All-Dixie selection ... rated as the 19th best player in the Dixie region ... *Lindy's* Mississippi Blue Chip and All-Mississippi team ... also chosen to their top 88 prospects ... a second-team All-American according to *Don Heinrich's* Magazine ... Max Emfinger named him to the third-team All-American in his preseason magazine ... Emfinger rated him as the 10th best defensive tackle ... chosen to *USA Today's* Super 102 ... selected to Joe Terranova's All-South team ... one of the top 50 players in the South according to Tom Lemming ... a *Street & Smith* honorable mention All-American ... had 78 tackles, five sacks, and 13 PBUs as a senior ... recorded 130 tackles, 18 sacks, seven caused fumbles, and three fumble recoveries as a junior ... named to the *Clarion Ledger/Jackson Daily News* All-State team ... also threw the discus on the track team at Provine High School ... coached by Stanley Blackman ... majoring in sociology ... born 5-5-71.

Wilson Career Stats

Year	GP-GS	Plays	Hits	Ast	Tot	Sacks	CF-RF	QP
1990	12-0	114	8	3	11	3-20	1-0	2

31 DERRICK WITHERSPOON

5-11, 198, Sophomore, TB
Sumter, SC Sumter HS



Witherspoon Fact: Had an 81-yard run against Appalachian State last year, the longest run from scrimmage in the ACC in 1990.

Fall 1991 Depth Chart Position: Third-team tailback

Best All-Around Game: Had 123 yards rushing in just 10 carries, including an 81-yard run, in Clemson's victory over Appalachian State in 1990.

Bowl Experience: Played 15 snaps, but did not carry the ball in Hall of Fame Bowl win over Illinois. Did have two receptions for seven yards.

Years Lettered: 1990

At Clemson: First-year freshman who provided Clemson with its longest running play and longest pass reception of the season ... had an 81-yard run against Appalachian State, the longest by a Tiger in Death Valley in 40 years ... overall it tied for the eighth longest run in Clemson history ... had a 56-yard reception on a screen pass against N.C. State in Clemson's 24-17 victory ... that was a key play on a second-half Clemson scoring drive ... had his best game in the victory over Appalachian State with 123 yards in 10 attempts, a 12.3 average ... was in for just 25 plays in that game ... he and Williams were the only Tigers to gain 100 yards rushing in a game last season ... saw his most action against Georgia Tech when he had 13 rushes for 50 yards and played 39 snaps ... suffered a sprained ankle against North Carolina and did not play against South Carolina ... had just 16 snaps and just two carries over the last four games, but he did have three catches during this time ... competed indoors with the Clemson track squad in 1991.

In High School: Another Shrine Bowl selection ... a **SuperPrep** magazine All-Midatlantic choice ... a first-team All-American according to **Blue Chip** Magazine ... enjoyed an outstanding senior season ... gained 2063 all-purpose yards including 1311 rushing, 223 receiving, and 529 on kick returns ... caught 18 passes as a senior ... scored 13 touchdowns and three two-point conversions for a total of 85 points or over half of his teams points ... scored 35 touchdowns in his career at Sumter High School ... returned three kicks for touchdowns as a senior ... gained 1142 yards as a junior ... also scored 11 touchdowns on 210 carries that year ... comes from the same high school as Clemson's All-ACC defensive back Dexter Davis and former Tiger and current NFL star Terry Kinard ... played for coach Tom Lewis at Sumter High School ... majoring in management ... born 2-14-71.

Personality Profile

My favorite sports hero: Bo Jackson

My favorite non-sports hero: My mother

Person in history I'd most like to meet: Martin Luther King

My worst fear: Failing out of school and getting hurt.

What turns you off about people: Their bad attitude towards life.

My favorite midnight snack: Pizza

My favorite toy as a child: Superman

Behind my back my friends say: My head is so small, yet I have big feet.

College sports would be better if: Players didn't have to take the SAT in order to play. Should be based more on school work.

If I were not playing football, I would: Be in the Air Force.

When I am finished playing football, I would like to: Become an Electrical Engineer.

When I get nervous I: Sweat in my hands.

When I get excited I: Get hyped and outgoing.

The greatest thing about being an athlete is: You have a chance to prove to some people what you can do.

The toughest thing about being an athlete is: It takes hard work to be the best.

If I could play a different position I'd play: Wide receiver.

Before a football game I: Pray

When I was growing up, I never thought I would: Be playing football for Clemson.

If I had a million dollars I'd buy: A small company

I'd like to be stranded on a desert island with: A truckload of food and girls.

I hated it when my mother made me eat: Seafood

I'm as good as anyone else at: Pool

When I'm feeling sorry for myself I: Go play basketball.

My advice to youngsters is: Do well in school and listen to those who sound like they know what they are talking about.

1990 Game by Game

Date	Opponent	PL	Att	Yds	Avg	TD	LG	Rec-Yds
9-1	Long Beach St.	13	8	46	5.8	0	16	
9-8	at Virginia							
9-15	at Maryland	1	0	0	0			
9-22	Appalachian St.	25	10	123	12.3	1	81	1-(-3)
9-29	Duke	16	5	23	4.6	0	12	
10-6	Georgia	19	4	12	3.0	0	5	
10-13	at Georgia Tech	39	13	50	3.8	0	11	
10-20	at N.C. State	3	0	0	0	0		1-56
10-27	at Wake Forest	8	2	7	3.5	0	6	1-4
11-3	North Carolina	5	0	0	0	0		1-5
11-17	South Carolina							
1-1	Illinois	15	0	0	0	0		2-7
	Totals	144	42	261	6.2	1	81	6-69


Witherspoon Career Stats

Year	GP-GS	Plays	Att	Yds	Avg	TD	LG	Rec	Yds	Avg	LG
1990	10-0	144	42	261	6.21	1	81	6	69	11.5	56

83

STEPHON WYNN

6-3, 244, *Freshman, TE
Winnsboro, SC Fairfield Central



Wynn Fact: Caught 62 passes over his last two years of high school.

Fall 1991 Depth Chart Position: Third-team tight end

At Clemson: Another Tiger tight end who will battle for playing time in 1991, he has shown steady improvement in his first year at Clemson ... listed as the third-team player at that position heading into preseason workouts ... has the best bench press mark by a Tiger tight end since 1985 with a 405-pound mark.

In High School: Caught 38 passes for 450 yards and two touchdowns as a senior ... a member of **SuperPrep** magazine's All-Midatlantic team ... All-Region selection the past two seasons ... a three-year letterman ... caught 24 passes for 398 yards and one touchdown as a junior ... attended Fairfield Central High School ... majoring in industrial education ... born 12-31-71.

1991 Signee Bios

SIGNEE RANKINGS

Clemson's 1991 recruiting class was ranked 16th according to Max Emfinger's final rankings, and six members of the class were ranked in the top 10 of their position according to his individual ratings.

Clemson Tigers 1991

Terrence Abney ... 6-4 ... 290 ... DL-OL ... Ridge Spring-Monetta, SC

One of the top 20 players in South Carolina according to **SuperPrep** ... that magazine honored him as an honorable mention All-American and the Midatlantic's 65th rated player ... Max Emfinger's preseason 1990 rankings placed him as the 12th best high school senior in South Carolina and the 28th best player in the Atlantic Coast Region ... according to Emfinger's final rankings, he is the nation's second best nose tackle ... a four-year starter for coach Phil Strickland at Ridge Spring-Monetta High School ... recorded 72 tackles as a senior, including nine sacks and 19 tackles for loss ... recovered six fumbles in his senior campaign ... a preseason All-Midatlantic choice of **SuperPrep** magazine ... named All-Area by the **Augusta Chronicle** three times ... Joe Terranova rated him as a three-star ... also a three-time all-county and all-state player ... Ridge Spring-Monetta was 42-14 in his four years as a starter ... could play on either side of the ball at Clemson ... also excels in track ... as a sophomore, he won the state championship in the shot and finished second in the discus ... he reversed that order as a junior by winning the discus and finished second in the shot ... this past year won the state title in the shot and finished third in the discus ... born 4-8-73.

Michael Barber ... OLB ... 6-2 ... 235 ... Lewisville, SC

Signed with Clemson in 1990 but attended Fork Union Prep School where he had over 20 sacks ... named Defensive MVP in the 1989 Shrine Bowl ... scored the game's only touchdown on an interception return of 17 yards ... recorded 112 tackles as a senior in high school ... a **SuperPrep** All-Midatlantic choice ... an all-stater according to **USA Today** ... one of the top 20 linebackers in the country according to Max Emfinger ... a second-team All-America choice by **Blue Chip** Magazine ... lost only four games at Lewisville High School where he was a four-year starter ... played seven positions during his senior season ... named Class A Lineman-of-the-Year by both **The State** and **Greenville News** newspapers ... given the highest rating (four-stars) by Joe Terranova ... a **G & W Report** All-South Carolina selection ... coached by Bennie McMurray at Lewisville ... he averaged just under 20 points per game as a forward in basketball and played shortstop in baseball ... comes to Clemson from the same high school that produced ex-Tiger fullback Wesley McFadden, who was the co-captain of the 1989 Clemson team ... born on 11-9-71.

Paul Barton ... OT ... 6-7 ... 275 ... Sorrento, LA

One of tallest Clemson signees of 1991 who could play offensive tackle for the Tigers ... excels in run blocking ... played at St. Amant High School on one of the largest offensive lines for one of the largest schools in the state ... played for Coach Doug Morreau ... in his three years at St. Amant he was an all-state selection and helped lead his team to a 26-3-1 record ... lettered in three different sports ... finished seventh in the state championship track and field meet in the discus with a toss of 147' ... finished 15th in the state as a junior in the discus ... earned three varsity letters in track, and was the top point producer on the team as a senior ... will help Clemson in the offensive line, especially at tackle where Clemson must make up for the loss of Outland Trophy finalist Stacy Long ... born 6-29-73.

Joe Boylan ... OL ... 6-6 ... 240 ... Philadelphia, PA

Could play linebacker, offensive guard or center for the Tigers ... named All-Catholic Conference as a senior ... also selected to the All-Philadelphia and All-Southeast Pennsylvania squads ... honored as an All-Scholastic team member in Pennsylvania ... Max Emfinger recognized him among the nation's top 100 offensive tackles ... averaged eight tackles a game last year ... also a punter, he was HM All-Catholic League as a punter ... expects to grow a couple of inches because he is only 17-years-old and his father is 6-9 ... one of two signees from Pennsylvania ... also played forward on the basketball team in high school where he averaged 10 points and eight rebounds per game on an 18-8 team ... attended Saint John Neumann High School where he played for Coach Jerry McConnell.

Andre Carter ... QB-DB ... 6-0 ... 185 ... Camden, SC

Named All-State by the **Greenville News**, **The State** and the Associated Press as a quarterback ... led the state in passing with 2,305 yards and 28 touchdowns ... also ran for 518 yards and 12 touchdowns ... scored two touchdowns in leading Camden to the state championship in AAA ... led Camden to a perfect 15-0 season in 1990 ... completed 110 passes in 201 attempts (55 percent) with only six interceptions in 1990 ... played sparingly on defense as a senior and junior but had an outstanding season in the secondary as a sophomore when he recorded nine interceptions and over 100 tackles ... ranked 23rd in South Carolina by Max Emfinger ... one of the top 50 ACC area 1991 recruits according to **Lindy's** ... started at quarterback in the 1990 Shrine Bowl ... an honorable mention All-America choice of **SuperPrep** and **USA Today**

... **SuperPrep** rates him as the region's 48th best prospect ... as a junior he rushed for over 400 yards and completed 62 of 128 passes for 1,469 yards and 13 TDs with only seven interceptions ... played for coach Billy Ammons, a former Clemson football player ... earned two varsity letters in baseball where he hit over .300 and played centerfield ... born 4-2-73.

Clayton Casteel ... OL ... 6-4 ... 245 ... Weaverville, NC

An All-Midatlantic choice of **SuperPrep** Magazine ... that publication feels he is the region's 57th best player ... played center and nose tackle as a senior at North Buncombe High School ... an outstanding athlete who is an All-America track athlete ... selected as the conference Lineman-of-the-Year as a senior and an All-Western North Carolina and all-conference player the last two seasons ... Joe Terranova gave him a three-star rating ... won the national championship in the javelin last year as a 17-year-old ... the nation's 35th best defensive end according to Max Emfinger ... one of six Clemson signees to be named to the top 50 recruits in the ACC area by **Lindy's** ... had a javelin throw of 158'7³/₄" and a shot put of 55'4", both school records ... a starting forward on his high school basketball team, he averaged 15 points a game ... his father played football at Arkansas ... named Bobby Dodd Lineman-of-the-Year in North Carolina ... was a two-time all-conference selection in basketball ... earned 10 letters in high school including four in track, three in football, and two in basketball ... captained all three teams as a senior ... born 12-31-72.

Marvin Cross ... OLB ... 6-4 ... 215 ... Durham, NC

A Shrine Bowl standout and a two-year all-conference selection ... recorded 79 tackles, including 49 solos, as a senior at Hillside High School ... also caused three fumbles and recovered four others ... given two-stars by recruiting analyst Joe Terranova ... a member of the **Charlotte Observer's** Top 25 in North Carolina ... Max Emfinger rates him among the nation's top 50 linebackers ... played for coach James Lillie ... started at offensive and defensive tackles for three seasons, but moved to linebacker as a senior ... one of the top 50 1991 recruits in the ACC area according to **Lindy's** ... voted his team's outstanding defensive lineman as a junior ... an all-conference selection at defensive tackle in 1989 ... all-conference at offensive tackle and linebacker in 1990 ... captain of his team as a senior ... also an outstanding track athlete who earned four varsity letters in the sport ... finished second in the state in the discus with a throw of 158'11" and third in the state in the shot put with a heave of 52'9".

**Bobby Forbes ... TE ... 6-6 ... 250 ...
JR ... Citrus Heights, CA**

Transferred to Clemson last January and worked out with the Tigers in spring drills ... did not have a catch in spring scrimmages, he concentrated on learning the Clemson offensive scheme ... **In JUCO & High School:** A transfer from American River Community College in Sacramento ... should play tight end for the Tigers ... played only four games at tight end last season due to injuries to other players ... played six games at offensive tackle and was HM All-Conference ... earned six letters in high school, two each in football, basketball and baseball ... one of two junior college signees to transfer to Clemson in December ... an excellent blocker at tight end ... majoring in financial management ... born 7-10-70.

**Warren Forney ... DL ... 6-4 ... 285 ...
Rutherfordton, NC**

Signed with Clemson in 1990 but attended Fork Union Prep School ... had an outstanding Shrine Bowl in 1989 ... played on both sides of the ball as a senior in high school but concentrated on defense this past season ... Max Emfinger rated him in the top 25 in the nation at his position ... a **SuperPrep** magazine All-Midatlantic selection in 1990 ... has a brother, Phil who played at E. Tenn. State ... played on defensive line at Fork Union last year, he was a teammate of Clemson signee Michael Barber ... all-state by **Charlotte Observer** as a senior in high school, he was a two-time all-conference choice ... that publication called him one of the top five players in the state that year ... his brother plays at the University of Houston ... attended RS Central High School where he played for Coach Jack Huss ... born on 5-25-72.

**Jeff Fortner ... OL ... 6-6 ... 293 ...
Ft. Washington, MD**

Comes to Clemson from Lees McRae Junior College in North Carolina ... has excellent quickness so he could play offensive guard despite having tackle-like size ... a native of Fort Washington, Maryland ... averaged 9.8 knockdown blocks last season ... excels as a run blocker ... played both offense and defense in high school ... born 6-20-71.

**Marrio Grier ... FB ... 5-11 ... 215 ...
Mint Hill, NC**

Signed with Clemson in 1990 but attended Valley Forge Prep School ... played in the 1989 Shrine Bowl ... rushed for 960 yards and 15 TDs as a senior in high school ... a three-year starter ... gained over 2700 yards and 42 touchdowns in his high school career ... rushed for 700 yards as a junior ... averaged 900 yards and 15 TDs a season ... named all-county and all-conference in track and football ... returned three fumbles for touchdowns on defense as a senior ... Max Emfinger rated him as the nation's 11th best fullback ... a **SuperPrep** All-Midatlantic choice ... **Blue Chip** Magazine named him third-team All-American ... named to Joe Terranova's Who's Who team ... Terranova rates him as a 3 star player ... attended Independence High

School and played for coach Rusty Jester ... born on 12-5-71.

**Henry Guess ... WR ... 6-3 ... 185 ...
Cordova, SC**

A **SuperPrep** All-American who was ranked as the nation's 10th best wide receiver in the preseason by **SuperPrep** ... finished his senior season with 26 receptions for 655 yards and five TDs ... **SuperPrep** ranked him 56th among all players in the Midatlantic region ... the second highest rated receiver in the Atlantic Coast region according to Max Emfinger ... runs a 10.35 in the 100 meters ... finished second in the state in the 100 meters and fifth in the 200 meters ... one of the top 50 recruits from the ACC area in 1991 according to **Lindy's** ... Joe Terranova rates him as a 3 star on a scale of 4 ... competed in the AAU track program ... suffered from a broken arm in his senior season and that held down his receiving stats ... attended Edisto High School ... also played basketball for Edisto ... born 11-28-72.

**Robert Jackson ... OL ... 6-7 ... 330 ...
Washington, DC**

The Gatorade Player-of-the-Year in Washington DC this year ... also named the D.C.'s Touchdown Club Player-of-the-Year ... Atlanta Touchdown Club Lineman-of-the-Year ... All-Metro team and all-area choice of the Pigskin Club in DC ... a **SuperPrep** magazine All-American ... the nation's 18th best offensive lineman according to **SuperPrep** ... that publication calls him the region's 21st ranked overall prospect ... the 13th best player in the nation according to **USA Today** ... Max Emfinger rated him as the nation's sixth best offensive tackle ... the ninth best player in the northeast region according to Emfinger ... an honorable mention All-American according to **Street & Smith** ... named one of the top 50 recruits from the ACC area in 1991 by **Lindy's** ... won the High School Heavyweight Championship in the bench press competition with a 390-pound figure last year ... finished second in that competition as a sophomore ... rated a three on a scale of 1-4 by recruiting analyst Joe Terranova ... recorded 57 tackles, 10 sacks, and recovered two fumbles as a senior ... a three-year starter ... attended Woodson High School ... born 9-17-72.

**Andy McCrorey ... DB ... 6-1 ... 183 ...
Rock Hill, SC**

Named the defensive MVP in the South Carolina North-South All-Star game ... given the highest ranking (four stars) by Joe Terranova ... Max Emfinger rates him as the 40th best player in the Atlantic Coast region and the 19th best player in South Carolina ... Emfinger's final rankings have him as the nation's fifth best cornerback ... an honorable mention all-state choice according to the Associated Press ... helped lead Rock Hill to a Big 16 Upper State title last season ... a member of the National Honor Society ... former high school teammate of Clemson linebacker Tim Jones and 1991 Clemson signee Lamarick Simpson ... ranked sixth in his graduating class ... born 3-4-73.

**Trevor Putnam ... TE/LB ... 6-5 ...
230 ... Canton, NC**

Last member of the 1991 recruiting class to sign with the Tigers, he signed on June 21, the first day of summer ... helped Carroll Wright and his Pisgah High School team to a 10-2 ledger in 1990 ... averaged 13 tackles per game to lead the squad from his inside linebacker position ... Pisgah advanced to the second round of the playoffs, but did win its conference championship ... Putnam had his best game against Smokey Mountain in the game that decided the title when he had 19 tackles, including a touchdown saving tackle ... captain of the football and basketball teams his senior year ... started as a center in basketball his last two seasons ... member of Who's Who Among American High School Students and served as President of the Spanish Honor Society ... also an active member of FCA ... youngest in a family of four children, his brothers and sisters are named Tony, Teresa and Timothy ... born 10-28-72.

**Dustin Rash ... OG ... 6-3 ... 240 ...
JR ... Mesa, AZ**

Transferred to Clemson from Mesa Junior College in January, he gained experience in spring practice ... listed as the Tigers' number-two left guard behind all-conference player Jeb Flesch heading into preseason practice ... smallest offensive lineman on the 1991 depth chart in terms of weight ... **In JUCO & High School:** A Junior College All-American according to Max Emfinger of the National High School Recruiting Service ... played linebacker in junior college as well as offensive guard ... should play guard at Clemson ... received All-America honors from **Scholastic Coach** Magazine his senior year at Mountain View High in Mesa, AZ ... played for Jim Ewan at Mesa Community College ... played in Arizona High School All-Star Game ... runs the 40-yard dash in 4.8 seconds ... majoring in management ... born 9-30-70 in Wichita, KS.

**Jeff Sauve ... 6-2 ... 193 .. K ...
Mechanicsburg, PA**

A multi-sport athlete who will play football and baseball at Clemson ... was successful on 100 PATs in his high school career ... had 27 career field goals in high school including a career best of 51 yards ... first-team all-state in 1990 ... third-team all-state in 1989 ... kicked in the Big 33 All-Star game this past summer ... 80 percent of his kickoffs reached at least the five-yard line ... also played tailback as a senior and rushed for 882 yards and 15 TDs, but will concentrate on kicking at Clemson ... also passed for 261 yards ... as an outside linebacker, he had 45 tackles, three interceptions, and one recovered fumble ... was named the **Sunday Patriot News** first-team all-area in 1990 and 1989 and second-team in 1988 ... that newspaper chose him as the area's offensive Player-of-the-Year in 1990 ... a three-time selection for the Midstate team in Pennsylvania ... the Mid-Penn first-team kicker and running back and a second-team choice at linebacker ... born 6-27-73.

Lamarick Simpson ... DE ... 6-3 ... 235 ... Rock Hill, SC

A highly regarded defender who is rated as one of the three best defensive players in the Midatlantic region by Max Emfinger ... Emfinger also rates him as one of the three best players in South Carolina and the nation's ninth best defensive end ... last season he had over 100 tackles including 12 quarterback sacks ... rated as a three-star defensive end according to Joe Terranova ... cousin of Clemson defensive tackle Tyrone Simpson ... also a former high school teammate of Simpson's, Clemson linebacker Tim Jones and 1991 Clemson signee Andy McCrorey ... his team played for the State Championship last season ... a standout performer in last year's Shrine Bowl ... one of the top 50 recruits in the ACC area according to Lindy's ... **SuperPrep** rated him 35th in the Midatlantic region, a preseason All-Midatlantic first-teamer and the region's number-one player ... as a junior he recorded 103 tackles including 55 solos and 11 sacks ... born 10-19-73.

James Sims ... OLB-TE ... 6-4 ... 220 ... Lockhart, SC

Clemson's first signee from the state's smallest high school, Lockhart High School ... played runningback as a senior and gained 1,006 yards ... scored 12 TDs in leading Lockhart to a 5-3 record, its first winning season since 1974 ... also played linebacker in 1990 ... his senior season was his first on the football field ... became the school's all-time leading scorer in basketball ... scored over 1,000 points in basketball and also led his team in rebounding from his power forward position ... named All-Region and All-State in basketball ... could play one of several positions including outside linebacker, tight end, or fullback ... an outstanding track athlete who finished second in the state in the 200 meters ... ran a 10.9 in the 100 meters and a 21.9 in the 200 meters in high school ... played for coach Mayruce Bevis at Lockhart ... his cousin Mickey Sims played for the Cleveland Browns in the early 1970s ... earned 10 varsity letters including four in basketball and four in track ... born 8-21-73.

Louis Soloman ... QB ... 5-10 ... 170 ... Somerset, NJ

Became the first player to be named first-team All-State in New Jersey twice ... chosen the state Player-of-the-Year in 1990 ... led his high school to the state championship in 1990 ... a **SuperPrep** All-American ... that publication rates him as the nation's 14th best quarterback and the 27th best overall prospect in the Northeast ... **SuperPrep** says he is "perhaps the purest option quarterback to come out of New Jersey in 10 years" ... **Street & Smith's** Honorable Mention All-American ... rated as a three-star player according to Joe Terranova ... rated as the seventh best passing and running quarterback in the nation by Max Emfinger ... Emfinger also places him as the number-one quarterback and 12th overall best player in the Great Northeast region, and the third best player in New Jersey

... last season he completed 167 of 314 passes (53.2 percent) for 1,997 yards and 15 TDs with only nine interceptions ... he also rushed for 971 yards and 11 TDs as a senior ... completed 144 of 278 passes for 2,900 yards and 29 touchdowns, and ran for 495 yards and 10 TDs as a junior ... the 2,900 yards and 29 touchdowns set the New Jersey record ... led his high school to the Central New Jersey Group 3 state title that season ... also plays basketball and throws the javelin and shot in track and field ... his personal best was 160' in the javelin and 45 1/3" in the shot ... earned seven letters including three each in football and track and one in basketball ... attended Franklin Township High School ... born 7-22-72.

Darnell Stephens ... DB ... 6-1 ... 205 ... Converse, TX

A **SuperPrep** All-American ... the nation's fourth rated defensive back according to **SuperPrep** ... that publication rates him as the Southwest region's 12th overall prospect and the fourth best defensive player in the region ... given the highest rating (four-star) by recruiting analyst Joe Terranova ... a third-team All-American according to Max Emfinger ... Emfinger rates him as the state's eighth best prospect and number-two defensive player ... rated as the nation's fourth best strong safety by Emfinger ... had seven interceptions as a senior, he returned two of those for TDs in a playoff game ... recorded 68 tackles last season ... a candidate to return kicks for the Tigers ... a rare three-year starter for an outstanding Judson High School program ... played quarterback at one of the state's largest high schools and led Judson to a 12-1 record ... returned a punt 44 yards for a TD in a playoff game last season to advance his high school team to the Class AAAAA championship game ... in the state championship game, he returned a fumble 73 yards for a TD ... in its preseason publication, **SuperPrep** rated him as the Southwest's third best prospect and a first-team All-Southwest defensive back ... an all-state performer ... rated the number-one safety prospect in Texas by the **Houston Post** ... one of the top 50 recruits in the nation according to **Don Heinrich** ... born 1-29-73.

Marlon Watson ... DB ... 5-11 ... 175 ... Memphis, TN

Nicknamed "Speedy" because of his exceptional quickness ... could play cornerback and/or return kicks for the Tigers ... has been clocked at 4.27 in the 40 ... plans to run track at Clemson ... lettered three years in track ... a member of the state champion 4 X 100 relay team ... state champion in 110 hurdles his sophomore season ... the nation's 36th best cornerback according to Max Emfinger ... captained his senior season track team to its first state championship ... won the 100 meter high hurdles and was on the winning 800 meter relay team and a second place 400 meter relay ... intercepted eight passes as a senior ... returned two of those passes for touchdowns ... played for coach John Wiley at Hamilton High School ... Hamilton finished with

an 8-3 record his senior season ... also returned kicks for Hamilton, he averaged 30.8 yards per return his senior season ... born 1-25-72.


Wyatt Wilson ... DL-OL ... 6-5 ... 260 ... Sewell, NJ

An honorable mention All-America choice of **SuperPrep** magazine ... also an All-Northeast region selection by that publication ... named second-team all-state and first-team all-South Jersey as a senior ... played for coach Tom Brown at Washington High School ... a **Street & Smith** honorable mention All-American ... one of the top 50 players in the Northeast region according to Max Emfinger and the nation's 31st overall defensive end ... given two-stars by Joe Terranova ... recorded 90 tackles as a junior ... also had eight sacks ... played on both sides of the ball this past season, but moved outside to play defensive end ... rated 55th in the Northeast by **SuperPrep** ... born 6-3-72.

Charles Winslow ... DB-QB ... 6-3 ... 215 ... Va. Beach, VA

A three-sport all-star who graduated from Green Run High School in Virginia Beach, VA in 1990 ... named All-Virginia Beach in football as a junior and a senior ... also named All-Virginia Beach in baseball as a junior and senior ... named All-Tidewater as a senior in football ... the captain of his high school baseball, football, and basketball teams ... earned three varsity letters in football ... played both quarterback and free safety in high school ... played for coach Elisha Harris at Green Run High School ... passed for 10 touchdowns as a junior ... born 1-16-72.


Veteran Tiger Reserves



Damion Atchison




Brad Bucy




William Buford



Phil Caputo




Richard Cassidy




John Clamp




Forrest Daves




Matt Drewello



Jason Fendley




Joe Floyd




Jomo Fuller




Gerard Greene




John Hart




Todd Howard



Brian Hunter



Roger Hutchins




Darius Jones




Khang Martin




John McMakin




Robert McNeil




Larry Nazry




Mark Owens




Lee Potts




Kenneth Session




Todd Shore




Scot Sloan




Bennett Strickland



Cardell Thurman



Martin Waldrep



Durward White

Clemson Radio Network

CLEMSON RADIO NETWORK

Jim Phillips has never missed a regular season broadcast of Clemson football in 23 years.

Voice of the Tigers

The Clemson radio network is one of the largest in the country with nearly 100 stations slated to carry Clemson football this season. It is regarded as one of the most innovative networks in the country and keeps Clemson fans informed virtually from 9:00 AM to 6:00 PM on gamedays with a tailgate show, pregame show and scoreboard show. The scoreboard show has become so popular that stations as far away as Hastings, Nebraska, have aired the program.

Jim Phillips and Mike Eppley will provide the commentary this season. Harold Vigodsky will serve as statistician, while Sack Bagley and Jeff Phillips will again return as spotters.

The man synonymous with Clemson football, Phillips, is one of the reasons for the show's popularity. Phillips is in his 24th season broadcasting Clemson athletics on the radio, and he is one of the most respected play-by-play men in the nation. The native of Youngstown, OH has described 266 Clemson football games and 663 Clemson basketball games in his career. He is now the dean of all broadcasters in the ACC.

Phillips is sports director for WFBC radio in Greenville, SC and in addition to providing commentary on Clemson basketball and football, he is also the voice of the Clemson Tiger baseball team.

In 1982 Phillips saw his streak of consecutive basketball broadcasts snapped at an incredible 386. The streak was not snapped because of injury, however, it was stopped because he could not be in two places at the same time. The Clemson basketball team was in Alaska at the Great Alaskan Shootout and the Clemson football team was in Japan participating in the Mirage Bowl against Wake Forest trying to clinch an ACC championship. Phillips opted for the trip to the Orient and his basketball streak went by the boards.

Eppley joined the broadcast team three seasons ago. The native of Charlotte, NC is Clemson's number-three ranked passer in terms of efficiency rating and he guided Clemson to 21 victories as the starting quarterback between 1982 and 1984. He is also the school record holder for touchdown passes with 28. Eppley, who earned his MBA from the Clemson/Furman program, deals with strategical aspects of the

1991 Clemson Football Radio Affiliates (as of July 15, 1991)

South Carolina			North Carolina		
WZLA	Abbeville	FM 92.9	WABZ	Albemarle	FM 100.9
WAJY	Aiken	FM 100.7	WSKY	Asheville	AM 1230
WDOG	Allendale	AM 1460	WBHN	Bryson City	AM 1590
WRIX	Anderson	FM 1020	WPTL	Canton	AM 970
WBAW	Barnwell	AM 740	WCSL	Cherryville	AM 1590
WBLR	Batesburg	AM 1430	WEGO	Concord	AM 1410
WOCW	Beaufort	AM 92.1	WTIK	Durham	AM 1310
WBSC	Bennettsville	AM 1550	WTZQ	Hendersonville	AM 1600
WCAM	Camden	AM 1590	WJRI	Lenore	AM 1340
WTMA	Charleston	FM 1250	WHBK	Marshall	AM 1460
WDZK	Chester	FM 99.3	WHIP	Mooreville	AM 1350
WJMX	Cheraw	FM 103.2	WCVP	Murphy	AM 600
WCCP	Clemson	AM 1530	WJTP	Newland	AM 1130
WOMG	Columbia	FM 103.1	WCLY	Raleigh/Cary	AM 1550
WOMG	Columbia	AM 1320	WEED	Rocky Mount	AM 1390
WELP	Easley	AM 1360	WSAT	Salisbury	AM 1280
WJMX	Florence	FM 970	WEED	Southern Pines	AM 990
WEAC	Gaffney	AM 1500	WTAB	Tabor City	AM 1370
WGTN	Georgetown	FM 400	WTXY	Whiteville	AM 1540
WGTN	Georgetown	FM 97.7	WBMS	Wilmington	AM 1340
*WFBC	Greenville	FM 93.7	WDIX	Yadkinville	AM 1480
WFBC	Greenville	AM 1330	Georgia		
WSCZ	Greenwood	FM 96.7	WMTZ	Augusta	FM 94.3
WCRS	Greenwood	AM 1450	WLKQ	Buford	FM 102.3
WBHC	Hampton	FM 1270	WEBS	Calhoun	AM 1110
WHSC	Hartsville	AM 1450	WMJE	Clarksville	FM 105.5
WBJS	Holly Hill	AM 1440	WCHM	Clarksville	AM 1500
WRIX	Honea Path	FM 103.1	WQXJ	Clayton	AM 104.1
WDK	Kingstree	FM 1310	WCUG	Cuthbert	AM 850
WJOT	Kingstree	FM 98.3	WLSQ	Dalton	AM 1430
WLCM	Lake City	AM 1260	WDUN	Gainesville	AM 550
WLCM	Lancaster	AM 1560	WHIE	Griffin	AM 1320
WKRO	Langley	AM 1510	WGML	Hinesville	AM 990
WLSC	Loris	AM 1240	WTRP	La Grange	AM 550
WMCJ	Moncks Corner	AM 950	WYTH	Madison	AM 1250
WKMG	Newberry	AM 1520	WPWS	Milledgeville	FM 100.7
WNMB	N. Myrtle Beach	FM 93.9	WSSA	Morrow	AM 1570
WNMB	N. Myrtle Beach	AM 900	WWSA	Savannah	FM 1400
WIGL	Orangeburg	FM 103.1	WJAT	Swainsboro	AM 800
WHHB	Parris Island	FM 92.1	WSYL	Sylvania	AM 1490
WRHI	Rock Hill	AM 107.1	Florida		
WRHI	Rock Hill	AM 1340	WMFJ	Daytona Beach	AM 1450
WSNW	Seneca	AM 1170	WXTL	Jacksonville	AM 1010
WBFM	Seneca	FM 98.1	Tennessee		
WORD	Spartanburg	AM 910	WBIN	Benton/Chattanooga	AM 1540
WTUA	St. Stephens	FM 105.9	WAPO	Jasper	AM 820
WAZS	Sumter	AM 980	WXIS	Johnson City	FM 103.9
WSSC	Sumter	AM 1340	WEMB	Johnson City	AM 1420
WBCU	Union	AM 1460	WEFG	S. Pittsburg	AM 910
WGOG	Walhalla	AM 1000	*Flagship Station		
WALD	Walterboro	FM 100.9			
WBZK	York	AM 980			

game. Also a color analyst for many high school all-star games in North and South Carolina, Eppley is a heating and air conditioning vice president in Charlotte, NC.

One of the most popular aspects of the Clemson network is the Tiger Tailgate show. Russ Cassell is the veteran host of the program, which begins three hours prior to gametime. The show features interviews with players and coaches, a look at college football and Clemson University in general, and highlights special activities taking place the day of the game. Cassell, program director and morning show host on WFBC-FM, is in his 11th year as host of the Tiger

Tailgate show. Joey Erwin, former Clemson head cheerleader and now president of an advertising firm in Greenville, assists Cassell with the Tailgate Show. The program is heard home and away on many of the Clemson network stations.

The award-winning Fifth Quarter scoreboard show will be hosted by popular WFBC-AM morning talk show host Mike Gallagher, who rejoins the Clemson Radio Network crew for the second year. The show features reports from games all over the country.

All correspondence concerning network clearances, advertising, and format should be directed to Ken Rogers at Multimedia in Greenville. Rogers has been affiliated with the network since 1973 as producer/director. A native of Greenville, he has been in the television and radio field in this area since 1964. He is presently employed by WFBC radio and serves as operations manager and producer of the Clemson network. The flagship station for Clemson football again will be WFBC-FM (93.7) in Greenville. Multimedia also owns the broadcast rights to Clemson football and basketball for next year.



Jim Phillips



Mike Eppley



Ken Rogers



Russ Cassell

1990 In Review



1990 Participation

THE 700 CLUB

Eric Harmon and DeChane Cameron were the only Tigers to play over 700 snaps from scrimmage (not including special teams) last year. Harmon was in for 775 plays, while Cameron took the snap 726 times.

Name, Pos, Yr.	Season Games			Career GP-GS
	Plays	GP-GS	Inj	
Mitch Belton, CB, Sr.	19	9-0	3	33-0
Scott Beville, SN, Sr.	*113	12-0	0	37-0
Nick Blinsky, OG, Fr.	6	1-0	0	1-0
Rodney Blunt, TB, Fr.	227	10-3	2	12-3
Rob Bodine, MG, Jr.	484	11-11	1	23-23
Bruce Bratton, OT, Jr.	648	12-12	0	31-23
Doug Brewster, LB, Sr.	562	12-12	0	47-38
Kevin Brooks, OG, Fr.	1	1-0	0	1-0
Mike Brown, C, Jr.	220	10-3	0	20-3
Norris Brown, FS, So.	73	12-0	0	19-0
Dwayne Bryant, WR, Fr.	70	10-0	0	10-0
Brentson Buckner, MG, Fr.	137	10-0	2	10-0
Greg Burk, FB, Fr.	6	1-0	0	1-0
Arthur Bussie, OLB, Fr.	29	6-0	6	6-0
Darren Calhoun, LB, Fr.	39	12-0	0	12-0
DeChane Cameron, QB, Jr.	726	12-12	0	27-12
Paul Caputo, FB, So.	51	8-0	0	8-0
David Davis, MG, Jr.	156	11-1	0	33-1
Dexter Davis, CB, Jr.	650	12-12	0	35-31
Jason Davis, WR, Fr.	74	10-0	2	10-0
Tyronne Davis, LB, So.	3	1-0	0	1-0
Reggie Demps, TB, Sr.	5	2-0	0	5-0
Steve Derriso, LB, Fr.	68	12-0	0	12-0
Robin Eaves, RB, Sr.	4	1-0	0	3-0
William Ely, OG, Fr.	1	1-0	0	1-0
Butch Fewster, DB, So.	*21	4-0	0	5-0
Stacy Fields, TE, Sr.	617	12-11	0	48-23
Jeb Flesch, OG, Jr.	681	12-12	0	36-33
Chris Gardocki, P-PK, Jr.	*182	12-12	0	36-36
Eric Geter, CB, So.	209	12-0	0	24-0
Kelly Gomillion, MG, Jr.	14	3-0	0	6-0
David Goudelock, WR, So.	73	10-0	0	11-0
Howard Hall, FB, So.	335	9-9	3	20-9
Les Hall, OT, So.	266	11-1	0	18-1
Vance Hammond, DT, Sr.	545	12-12	0	44-31
Kelvin Hankins, OT, Jr.	241	10-0	0	20-1
Eric Harmon, OG, Sr.	775	12-12	0	47-47
John Harris, C, So.	66	6-0	0	9-0
Rudy Harris, FB, So.	292	11-3	1	11-3
Jerome Henderson, CB, Sr.	586	12-12	0	48-25
David Hogue, OG, Fr.	7	1-0	0	1-0
Roger Hutchins, SN, So.	* 2	1-0	0	1-0
Kenzil Jackson, ILB, So.	196	12-0	0	23-0
John Johnson, OLB, Sr.	476	12-12	0	48-32
David Joye, DB, So.	8	12-0	0	14-0
Tony Kennedy, FB, Jr.	210	9-0	0	29-2
Levon Kirkland, OLB, Jr.	483	12-12	0	36-31
Reggie Lawrence, TB, Sr.	13	3-0	0	14-0
Brent LeJeune, OT, Fr.	32	2-0	1	2-0
Stacy Lewis, WR, So.	40	5-0	5	13-0
Stacy Long, OT, Sr.	601	11-11	1	40-25
Steve Long, LB, So.	1	1-0	0	1-0
Eric Mader, TE, Sr.	28	11-0	0	19-0
Tony Mauney, CB, Jr.	178	11-0	1	34-0
Ed McDaniel, ILB, Jr.	547	12-12	0	36-27
Chester McGlockton, DT, So.	331	11-8	1	23-8
Jimmy McLees, QB, Jr.	22	12-0	0	14-0
Richard Moncrief, QB, Fr.	150	8-0	0	8-0
Tyron Mouzon, ROV, Jr.	125	11-0	0	35-1

Name, Pos, Yr.	Season Games			Career GP-GS
	Plays	GP-GS	Inj	
Arlington Nunn, ROV, Sr.	600	12-12	0	47-21
Chuck O'Brien, ILB, Jr.	183	12-0	0	34-0
Chris Ogle, OG, Jr.	37	3-0	0	13-0
Robert O'Neal, SAF, So.	662	12-12	0	24-17
Erik Phillips, PK, Jr.	* 7	3-0	0	13-0
David Puckett, OG, Sr.	249	12-0	0	34-1
Al Richard, DT, So.	174	12-4	0	11-4
Thad Ridgley, TE, Fr.	7	1-0	0	1-0
Sean Ryan, WR, So.	7	1-0	0	1-0
Larry Ryans, WR, So.	418	12-4	0	24-4
Mike Samnik, TE, So.	250	12-3	0	15-3
Shane Scott, LB, So.	16	12-0	0	21-0
Stacy Seegars, OT, Fr.	69	6-0	0	6-0
Ashley Sheppard, OLB, So.	269	12-0	0	24-0
Wayne Simmons, OLB, So.	275	12-0	0	24-1
Tyrone Simpson, DT, So.	119	9-0	0	20-0
Danny Sizer, DT, Sr.	69	11-0	0	28-0
Brian Smith, C, Fr.	1	1-0	0	1-0
Terry Smith, WR, Fr.	506	12-9	0	12-9
Robbie Spector, WR, Sr.	80	9-0	0	31-0
Bruce Taylor, WR, Sr.	5	2-0	3	6-0
Jamison Temples, OG, So.	6	1-0	0	4-0
Doug Thomas, WR, Sr.	409	10-9	2	36-9
James Trapp, SAF, So.	35	10-0	0	21-0
Scott Vaughan, OT, Fr.	7	1-0	0	1-0
Pierre Wilson, DT, Fr.	114	12-0	0	12-0
Curtis Whitley, C, Jr.	630	11-9	0	19-9
Ronald Williams, TB, Fr.	432	11-9	0	11-9
Derrick Witherspoon, TB, Fr.	144	10-0	1	10-0

*Special Teams Only, all other players are for scrimmage plays only.



#65 Bruce Bratton and #59 Jeb Flesch combined for 1329 plays last year. They are the top two returning offensive players for 1991 in terms of 1990 playing time.

1990 Statistics

Data, 1990

YOUNG BACKS

Clemson ranked ninth in the nation in rushing offense last year with an average of 246 yards per game. The top 11 rushers off that team return for 1991.

TEAM STATISTICS

	CLEM	OPP
TOTAL OFFENSE	4265	2630
Total Plays	882	747
Yards Per Play	4.83	3.52
Yard Per Game	355.4	219.2
NET YARDS RUSHING	2956	848
Attempts	667	402
Yards Per Game	246.3	70.9
Yards Per Rush	4.43	2.11
PASSING YARDS	1309	1782
Attempts	215	345
Completions	107	167
Had Intercepted	5	16
Completion %	.498	.484
Efficiency	107.0	87.0
Yards Per Attempt	6.1	5.2
Yards Per Completion	12.23	10.67
Yards Per Game	109.1	148.5
PUNTING YARDS	2580	3371
Number of Punts	59	90
Average Punt	43.73	37.45
Had Blocked	0	2
Net Punting	38.3	32.8
PUNT RETURN YARDS	422	323
Number of Returns	52	34
Touchdowns	0	0
Average Return	8.1	9.5
INTERCEPTION RETURN YARDS	181	3
# Interceptions	16	5
Touchdowns	4	0
Average Return	11.3	0.6
FUMBLE RETURNS	3	2
Fumble Return Yards	63	4
Touchdowns	1	0
TOTAL RETURN YARDS	666	330
KICKOFF RETURN YARDS	627	1310
#Returns	29	51
Touchdowns	2	1
Average Return	21.6	25.7
TOTAL FIRST DOWNS	225	159
By Rushing	154	68
By Passing	65	76
By Penalty	6	15
PENALTIES (No.-Yds.)	78-643	58-402
FUMBLES (No.-Lost)	21-12	25-18
Offensive Turnovers	17	34
TOTAL TURNOVERS	17	34
QB SACKS BY	43-285	18-85
3rd Down Conversions	78-193	56-177
Percentage	.404	.316
4th Down Conversions	7-13	3-6
Percentage	.538	.500
TIME OF POSSESSION	392:22	327:38
Per Game	32:42	27:18

TEAM SCORING

	Clem	Opp
Total Points	333	109
Points Per Game	27.7	9.1
Touchdowns	38	11
By Rushing	24	5
By Passing	7	5
By Return	7	1
By Recovery	0	0
Field Goals	22-28	11-15
PAT-Kick	33-33	10-10
PAT-Run	2-3	0-0
PAT-Pass	0-2	0-1
Safeties	1	0

Scoring By Quarters

Clemson	81	85	69	98	—333
Opponents	37	26	20	26	—109

RUSHING

	GP-S	TC	Gain	Lost	Net	Avg	TD	LG
Williams, TB	11-9	178	997	56	941	5.29	8	51
Harris, FB	11-3	84	373	0	373	4.44	3	30
Cameron, QB	12-12	125	491	130	361	2.88	4	25
Blunt, TB	10-3	77	294	20	274	3.55	3	18
Hall, FB	9-9	60	263	0	263	4.38	2	24
Witherspoon, TB	10-0	42	266	5	261	6.21	1	81
Kennedy, FB	9-0	44	188	2	186	4.23	1	23
Ryans, TB	12-4	14	114	9	105	7.50	0	33
Caputo, FB	8-0	15	63	1	62	4.13	1	9
Moncrief, QB	8-0	14	55	6	49	3.35	0	8
McLees, QB	12-0	2	32	0	32	16.0	1	29
Thomas, WR	10-9	2	21	0	21	10.5	0	19
Demps, TB	2-0	3	14	0	14	4.67	0	8
Lawrence, TB	3-0	3	7	1	6	2.0	0	4
Burk, FB	1-0	3	5	0	5	1.67	0	3
Eaves, FB	1-0	1	3	0	3	3.0	0	3
CLEMSON	12	667	3186	230	2956	4.43	24	81
Opponents	12	402	1334	486	848	2.11	5	36

RECEIVING

	GP-S	Rec	Yds	Avg	TD	LG
Smith, WR	12-9	34	480	14.11	2	34
Thomas, WR	10-9	21	309	14.71	1	37
Fields, TE	12-11	13	121	9.31	0	16
Ryans, TB	12-4	12	113	9.42	1	40
Hall, FB	9-9	6	91	15.17	1	38
Witherspoon, TB	10-0	6	69	11.5	0	56
Harris, FB	11-3	6	60	10.00	2	28
Blunt, TB	10-3	5	38	7.6	0	11
J. Davis, WR	8-0	2	23	11.5	0	12
Kennedy, FB	9-0	1	4	4.0	0	4
Williams, TB	11-9	1	1	1.0	0	1
CLEMSON	12	107	1309	12.23	7	56
Opponents	12	167	1782	10.67	5	60

PASSING

	GP-S	CM-AT	Int	Yds	TD	LG	Pct	Y/A	Eff
Cameron, QB	12-12	98-194	5	1185	7	56	.505	6.12	108.58
Moncrief, QB	8-0	8-20	0	123	0	38	.400	6.83	91.66
McLees, QB	12-0	1-1	0	1	0	1	1.000	1.00	108.40
CLEMSON	12	107-215	5	1309	7	56	49.7	6.08	107.00
Opponents	12	167-345	16	1782	5	60	48.4	5.16	87.00

TOTAL OFF.

	GP	Plays	Yds	YDS/P	TDR	YDS/G
Cameron, QB	12	319	1546	4.69	11	128.83
Williams, TB	11	178	941	5.29	8	85.5
Harris, FB	11	84	373	4.44	3	33.9
Hall, FB	9	60	263	4.38	2	29.2
Blunt, TB	10	77	274	3.55	3	27.4
Witherspoon, FB	10	42	261	6.21	2	26.1
Moncrief, QB	8	34	172	5.06	0	21.5
Kennedy, FB	9	43	185	4.30	1	20.6

ALL-PURPOSE RUNNING LEADERS

NAME, POS.	G	Rush	Rec	PR	KR	Total	Per Game
Williams, TB	11	941	1	0	0	942	85.64
Thomas, WR	10	21	309	0	323	663	66.3
Smith, WR	12	0	480	0	0	480	40.0
Harris, FB	11	373	60	0	0	433	39.4
Hall, FB	9	263	91	0	0	354	39.3
Witherspoon, FB	10	261	69	0	11	341	34.1
Ryans, TB	12	105	113	0	162	380	31.7
Blunt, TB	10	274	38	0	0	312	31.2
Cameron, QB	12	361	0	0	0	361	30.1

PUNTING

	NO	YDS	AVG	-20	+50	RET	LP	HB	Net
Gardocki	58	2580	44.48	12	15	33-300	78	1	39.31
Team	1	0	0.0	—	—	1-23	—	—	—
CLEMSON	59	2580	43.73	12	15	34-323	78	1	38.25
Opponents	90	3371	37.45	11	5	52-422	55	2	33.48

Chris Gardocki's Field Goals

Year	0-29	30-39	40-49	50+	TOT	LK	Pat	HB
1988	6-7	7-11	4-8	2-6	19-32	52	1-1	0
1989	10-10	2-5	10-13	0-1	22-29	49	41-41	1
1990	8-8	7-9	4-5	3-6	22-28	57	30-30	2
Totals	24-25	16-25	18-26	5-13	63-89	57	72-72	3
Opponents	3-4	4-4	4-6	0-1	11-15	45	10-10	1

SCORING	TD	(R-P-RE)	2PT	Pat	FG-FGA	Pts
Gardocki, PK				30-30	22-28	96
Williams, TB	8	8-0-0	1-1			50
Harris, FB	5	3-2-0				30
Cameron, QB	4	4-0-0	1-3			26
Blunt, TB	3	3-0-0				18
Thomas, WR	3	0-1-2				18
Hall, FB	3	2-1-0				18
Nunn, SS	3	0-0-3				18
Dex. Davis, CB	2	0-0-2				12
Smith, WR	2	0-2-0				12
Kennedy, FB	1	1-0-0				6
Witherspoon, TB	1	1-0-0				6
Caputo, FB	1	1-0-0				6
McLees, QB	1	1-0-0				6
Ryans, WR	1	0-1-0				6
Phillips, PK	0			3-3		3
McLees, PK			0-1			0
Team		1 (safety)				2
Clemson	38	24-7-7	2-5	33-33	22-28	333
Opponents	11	5-5-1	0-1	10-10	11-15	109

INTERCEPTIONS	No	Yds	Avg	TD	LG
Dex. Davis, CB	6	32	5.3	1	30
Nunn, SS	3	115	38.3	3	55
Mauney, SS	1	13	13.0	0	13
McDaniel, LB	1	10	10.0	0	10
Henderson, CB	1	8	8.0	0	8
O'Brien, LB	1	3	3.0	0	3
Brown, SAF	1	0	0.0	0	0
Johnson, OLB	1	0	0.0	0	0
Simmons, OLB	1	0	0.0	0	0
CLEMSON	16	181	11.31	4	55
Opponents	5	3	0.60	0	3

FUMBLE RETURNS	No.	Yds.	Avg.	TD	LG
Dexter Davis, CB	1	52	52.0	1	52
Bussie, OLB	1	7	7.0	0	7
Bodine, NG	1	4	4.0	0	4
CLEMSON	3	63	21.0	1	52
Opponents	2	4	2.0	0	2

PUNT RETURNS	No	Yds	Avg	TD	LG
Davis, CB	32	229	7.2	0	27
O'Neal, FS	13	109	8.4	0	30
Henderson, CB	5	46	9.2	0	15
Brewster, LB	2	34	17.0	0	17
Belton, DB	0	4	4.0	0	4
CLEMSON	52	422	8.1	0	30
Opponents	34	323	9.5	0	79

KICKOFF RETURNS	No	Yds	Avg	TD	LG
Thomas, WR	11	333	30.3	2	98
Ryans, WR	8	162	20.2	0	28
Geter, CB	6	111	18.5	0	21
Witherspoon, TB	2	11	5.5	0	8
Mouzon, ROV	2	10	5.0	0	6
CLEMSON	29	627	21.6	2	98
Opponents	51	1310	25.7	1	87

KICKOFFS	Att	TB	GL	Ret	Ave Ret	Ave Start	Starts
Gardocki	66	24	11	44-1100	25.0	25.3	-21
Phillips	7	0	2	7-210	30.0	40.7	0
Totals	73	24	13	51-1310	25.7	27.6	31

Note - Rankings (AP, UPI) are prior to game

CLEMSON LEADERS

Opp	Rushing	Passing	Receiving	Tackles
LBS	Hall (10-78)	Cameron (6-8-69)	Thomas (2-48)	Bussie (7)
Virginia	Blunt (18-56)	Cameron (12-31-123)	Smith (3-54)	McDaniel (14)
Maryland	Hall (15-47)	Cameron (14-25-164)	Smith (9-84)	Bodine (12)
App. St.	Williams (14-183)	Cameron (4-13-104)	Smith (2-67)	Bodine (10)
Duke	Cameron (14-84)	Cameron (5-11-56)	Fields (3-33)	Brewster (9)
Georgia	Williams (23-128)	Cameron (5-10-55)	Smith (3-39)	McDaniel (10)
Ga. Tech	Williams (17-108)	Cameron (3-14-53)	Thomas (2-37)	Bodine, McDaniel (10)
N.C.State	Williams (26-95)	Cameron (14-26-182)	Smith (5-63)	McDaniel (13)
W. Forest	Williams (16-75)	Cameron (10-15-111)	Smith (3-47)	McDaniel (10)
UNC	Harris (15-66)	Cameron (8-15-68)	Fields (3-21)	Brewster (11)
USC	Williams (20-124)	Cameron (3-7-59)	Harris (1-28)	McDaniel (10)
Illinois	Cameron (17-76)	Cameron (14-19-141)	Thomas (3-57)	McDaniel (12)

**CLEMSON DEFENSIVE STATS
(Includes Special Teams)**

NAME	GP-GS	HT	AT	Tot	TL-Yds	Sacks	PBU
McDaniel, LB	12-12	75	34	109	13-53	1-13	2
Brewster, LB	12-12	49	36	85	6-19	1-4	1
Bodine, NG	11-11	42	36	78	14-47	5.5-32	1
Hammond, DT	12-12	36	33	69	13-75	8.5-63	
O'Neal, SAF	12-12	31	29	60	1-3		8
McGlockton, DT	11-8	38	20	58	11-51	6.5-43	
Kirkland, OLB	12-12	30	28	58	10-30	1.5-15	8
Jackson, LB	12-0	30	20	50	3-4		1
Sheppard, OLB	12-0	27	21	48	10-49	4-35	5
Johnson, OLB	12-12	29	19	48	8-32	4.5-16	1
Nunn, SS	12-12	24	19	43	3-25		2
Simmons, OLB	12-0	22	19	41	3-12	1-2	1
Henderson, CB	12-12	26	11	37	1-1		8
Dex. Davis, CB	12-12	25	11	36			9
Geter, CB	12-0	19	11	30			3
O'Brien, LB	12-0	19	10	29	2-4		
Scott, LB	12-0	14	14	28			
Buckner, NG	10-0	15	13	28	4-11	2-8	
Dav. Davis, NG	11-1	11	13	24	5-36	2.5-27	
Mauney, CB	11-0	13	9	22			2
Joye, DB	12-0	8	13	21			
Richard, DT	12-4	13	6	19	1-13		
Mouzon, ROV	12-0	7	12	19			3
Trapp, SAF	11-0	10	8	18	1-4		1
Bussie, OLB	6-0	7	6	13	1-5	1-5	
Simpson, DT	9-0	6	7	13	1-2	1-2	
Belton, CB	9-0	7	5	12			1
Calhoun, LB	10-0	8	4	12			1
Wilson, DT	12-0	8	3	11	3-20	3-20	
Brown, SAF	12-0	8	1	9	1-1		1
Sizer, DT	11-0	1	4	5	1-4		
Goudelock, WR	10-0	1	2	3			
Fewster, DB	4-0	2	1	3			
Hall, FB	9-9	0	2	2			
Gomillion, NG	2-0	0	2	2			
Beville, SN	12-0	0	2	2			
TOTALS	12	661	484	1145	116-506	43-285	59

Caused Fumbles (21): McDaniel 4, McGlockton 4, Johnson 2, Kirkland 2, Bodine, Bussie, Nunn, Calhoun, O'Neal, Brewster, Geter, Wilson, Hammond
Recovered Fumbles (15): Calhoun 2, O'Neal, Johnson 2, O'Brien, Bussie, McDaniel 2, Dex. Davis, Brewster, Kirkland, Bodine, Henderson, McGlockton
QB Pressures (100): Hammond 18, Kirkland 18, Bodine 11, McGlockton 10, Simmons 7, Dav. Davis 7, Johnson 11, Nunn 3, Sheppard 3, Brewster 3, Wilson 2, Calhoun, O'Brien, Belton, Geter, Bussie, McDaniel, Sizer
Blocked Kicks (3): Brewster 2, Johnson

SPECIAL TEAMS TACKLES

SENIOR TEAM				JUNIORS			
Name	Hts	Asst	Tot		Hts	Asst	Tot
Shane Scott, LB	12	11	23	Butch Fewster, DB	2	2	4
David Joye, DB	8	15	23	Dexter Davis, CB	2	2	4
Ashley Sheppard, OLB	9	10	19	David Goudelock, WR	1	2	3
Eric Geter, CB	10	9	19	Robert O'Neal, SAF	0	3	3
Kenzil Jackson, LB	5	9	14	Norris Brown, SAF	1	2	3
Mitch Belton, DB	6	6	12	Howard Hall, FB	0	2	2
Arthur Bussie, OLB	6	6	12	Jerome Henderson, CB	2	0	2
James Trapp, DB	7	5	12	Scott Beville, SN	0	2	2
Tony Mauney, CB	3	7	10	Arlington Nunn, ROV	1	0	1
Tyron Mouzon, ROV	5	4	9	<u>John Johnson, OLB</u>	<u>0</u>	<u>1</u>	<u>1</u>
Wayne Simmons, OLB	3	5	8	TOTALS	86	106	192
Darren Calhoun, LB	3	3	6				

1991 CLEMSON SIGNEES

Name	Pos.	Hgt	Wgt	Birthday	Hometown	Previous School	HS/Coach
Terrence Abney	DL-OL	6-4	290	4-8-73	Monetta, SC	Ridge Spring HS	Phil Strickland
Michael Barber	OLB	6-3	235	11-9-71	Lewisville, SC	Fork Union Academy	Micky Sullivan
Paul Barton	OL	6-7	275	6-29-73	Sorrento, LA	St. Amanto HS	Doug Moreau
Joe Boylan	OL	6-6	240	8-29-73	Philadelphia, PA	St. John Neuman HS	Gerard McConnell
Andre Carter	QB-DB	6-0	185	4-2-73	Camden, SC	Camden HS	Billy Ammons
Clayton Casteel	OL	6-4	245	12-31-72	Weaverville, NC	N. Buncombe HS	Tom McIntyre
Marvin Cross	LB	6-4	215	9-1-73	Durham, NC	Hillside HS	Samuel Vaughn
*Bobby Forbes	TE	6-6	250	7-10-70	Citrus Heights, CA	American River JC	Larry Ghilardi
Warren Forney	DL	6-4	285	2-25-72	Rutherfordton, NC	Fork Union Acad.	Micky Sullivan
*Jeff Fortner	OL	6-6	293	6-20-71	Fort Washington, MD	Lees McRae JC	Mac Bryan
Marrio Grier	FB	5-11	215	12-5-71	Mint Hill, NC	Valley Forge Military	Jim Burner
Henry Guess	WR	6-3	185	11-28-72	Cordova, SC	Edisto HS	John Weathers
Robert Jackson	OL	6-7	330	9-17-72	Washington, DC	Woodson HS	Bob Headen
Andy McCrorey	DB	6-1	183	3-4-73	Rock Hill, SC	Rock Hill HS	Jim Ringer
Trevor Putnam	TE-LB	6-5	230	10-28-72	Canton, NC	Pisgah HS	Carroll Wright
*Dustin Rash	OL	6-3	240	9-30-70	Mesa, AZ	Mesa JC	Jim Ewing
Jeff Sauve	K	6-2	193	6-27-73	Mechanicsburg, PA	Cumberland Valley HS	Tim Rimpfel
Lamarick Simpson	DE	6-3	235	10-19-73	Rock Hill, SC	Rock Hill HS	Jim Ringer
James Sims	OLB	6-4	220	8-21-73	Lockhart, SC	Lockhart HS	Maurice Revis
Louis Soloman	QB	5-10	179	7-22-72	Somerset, NJ	Franklin HS	Joe Stinson
Darnell Stephens	DB	6-1	205	1-29-73	Converse, TX	Judson HS	D. W. Rutledge
Marlon Watson	DB	5-11	175	1-25-72	Memphis, TN	Hamilton HS	Daniel Cooperwood
Wyatt Wilson	DL-OL	6-5	260	6-3-72	Sewell, NJ	Washington Township	Tom Brown
Charles Winslow	DB-QB	6-3	215	1-16-72	Virginia Beach, VA	Green Run HS	Elisha Harris

*Enters Clemson As A Junior

1991 DEPTH CHART

OFFENSE

Pos	No	Name	Plays	VL	Hgt	Wgt	Cl.
FLK	20	Larry Ryans	418	2VL	6-0	178	Jr.
	80	Jason Davis	74	1VL	6-2	200	*So.
	1	Dwayne Bryant	70	1VL	6-2	195	So.
LT	65	Bruce Bratton	648	3VL	6-5	265	*Gr.
	71	Brent LeJeune	32	—	6-4	290	*So.
	69	Kevin Brooks	1	—	6-3	289	So.
LG	59	Jeb Flesch	681	3VL	6-3	266	*Sr.
	54	Dustin Rash	—	—	6-3	240	Jr.
	55	John Harris	66	9-0	6-2	264	*Jr.
C	51	Mike Brown	220	3VL	6-3	255	*Gr.
	64	Curtis Whitley	630	2VL	6-1	260	*Sr.
	74	Nick Blinsky	6	1-0	6-5	260	*So.
RG	79	Stacy Seegars	69	1VL	6-4	310	*So.
	53	Chris Ogle	37	2VL	6-4	250	*Sr.
	78	Alex Dial	—	—	6-5	263	*Jr.
RT	62	Kelvin Hankins	241	2VL	6-3	298	*Sr.
	75	Les Hall	266	2VL	6-7	310	*Jr.
	52	Jamison Temples	6	4-0	6-5	271	*Jr.
TE	9	Ty Gibson	*243	1VL	6-3	247	*So.
	83	Stephon Wynn	—	—	6-3	244	*Fr.
	84	Mike Samnik	250	1VL	6-5	245	*Jr.
SE	24	Terry Smith	506	1VL	6-1	190	*So.
	80	Jason Davis	74	1VL	6-2	200	*So.
	1	Dwayne Bryant	70	1VL	6-2	198	So.
QB	10	DeChane Cameron	726	2VL	6-1	191	*Sr.
	7	Richard Moncrief	150	1VL	6-0	195	*So.
	17	Lance Easton	—	—	6-1	183	*Jr.
FB	45	Howard Hall	335	2VL	6-1	232	*Jr.
	40	Rudy Harris	292	1VL	6-3	235	Jr.
	29	Paul Caputo	51	1VL	5-10	207	Jr.
	35	Tony Kennedy	210	3VL	6-1	230	*Sr.
TB	25	Ronald Williams	432	1VL	6-1	195	So.
	33	Rodney Blunt	227	1VL	5-10	200	*So.
	31	Derrick Witherspoon	144	1VL	5-11	198	So.
PK	8	Jon Kubu	—	1VL	5-11	167	*Sr.
	2	Nelson Welch	—	—	5-10	175	*Fr.
SN	63	Roger Hutchins	—	—	5-11	210	*Jr.

*Play total from 1989 season

DEFENSE

Pos	No.	Name	Plays	VL	Hgt	Wgt	Cl.
OLB	44	Levon Kirkland	483	3VL	6-2	230	*Sr.
	49	Wayne Simmons	275	2VL	6-2	225	*Jr.
	58	Lewis Usher	—	—	6-2	220	*Fr.
LT	91	Chester McGlockton	331	2VL	6-5	310	*Jr.
	98	Pierre Wilson	114	1VL	6-4	285	*So.
	95	Tyrone Simpson	119	2VL	6-3	280	Jr.
MG	99	Rob Bodine	484	2VL	6-1	245	*Sr.
	89	Brentson Buckner	137	1VL	6-3	315	*So.
	75	Joshua Holloway	—	—	6-2	300	*Fr.
RT	69	Al Richard	174	2VL	6-4	274	*Jr.
	97	David Davis	156	3VL	6-0	286	*Sr.
	54	Tyronne Davis	3	1-0	5-9	208	Jr.
OLB	96	Ashley Sheppard	269	2VL	6-5	235	Jr.
	87	Rod Adams	—	—	6-2	229	*Fr.
	86	Arthur Bussie	29	1VL	6-4	230	*So.
WLB	13	Kenzil Jackson	196	2VL	5-11	220	*Jr.
	37	Shane Scott	16	2VL	6-1	215	*Jr.
	57	Darren Calhoun	39	1VL	6-2	225	*So.
MLB	93	Ed McDaniel	547	3VL	6-0	225	*Sr.
	38	Chuck O'Brien	183	3VL	6-3	240	*Sr.
	56	Tim Jones	—	—	6-1	205	*Fr.
LC	14	Tony Mauney	178	3VL	5-10	187	Sr.
	28	Stacy Lewis	40	1VL	6-0	190	*Jr.
ROV	23	Norris Brown	73	2VL	6-0	190	*Jr.
	47	Tyron Mouzon	125	3VL	6-1	214	Sr.
SAF	15	Robert O'Neal	662	2VL	6-2	185	Jr.
	27	James Trapp	35	2VL	6-1	175	Jr.
	43	David Joye	8	14-0	5-10	192	Jr.
RC	26	Eric Geter	209	2VL	6-0	191	Jr.
	27	James Trapp	35	21-0	6-1	175	Jr.
	16	David Goudelock	73	1VL	5-9	152	Sr.
P	16	Chuck Lynch	—	—	5-11	214	Gr.

Starters in boldface

1991 Alphabetical Roster

NO	NAME	POS	HGT	WT	CL	EXP	BIRTHDAY	HOMETOWN	HIGH SCHOOL	COACH
6	Rod Adams	OLB	6-2	229	*FR.	RS	5-23-72	Cordele, GA	Crisp Co.	Sam Barrs
21	Damion Atchinson	DB	5-11	204	SO.	SQ	12-22-71	Rockledge, FL	Rockledge	Chuck Wood
74	Nick Blinsky	C	6-5	260	*SO.	SQ	12-6-70	Struthers, OH	Struthers	Gary Zetts
33	Rodney Blunt	TB	5-10	200	*SO.	1VL	3-27-71	Pensacola, FL	Pine Forest	Carl Madison
99	Rob Bodine	MG	6-1	245	*SR.	2VL	3-3-69	Velva, ND	Velva	Randy Gleave
48	Doug Bolin	RB	6-0	225	*SR.	SQ	11-28-67	Blacksburg, SC	Blacksburg	Johnny Gibson
65	Bruce Bratton	OT	6-5	265	*SR.	3VL	10-1-69	Gaffney, SC	Gaffney	A.L. Curtis
69	Kevin Brooks	OG	6-3	289	*SO.	SQ	9-11-71	McBee, SC	McBee	David Underhill
51	Mike Brown	C	6-3	255	GR.	2VL	3-15-69	Pell City, AL	Pell City	Lyle Darnell
23	Norris Brown	ROV	6-0	190	*JR.	2VL	12-14-69	Conway, SC	Conway	Chuck Jordan
1	Dwayne Bryant	WR	6-2	195	SO.	1VL	4-26-71	Tallahassee, FL	Lincoln	Steve Hardin
89	Brentson Buckner	NG	6-3	315	*SO.	1VL	9-30-71	Columbus, GA	Carver	Wallace Davis
87	Brad Bucy	WR	6-0	179	JR.	SQ	4-26-70	Rock Hill, SC	Northwestern	Jimmy Wallace
70	William Buford	OLB	5-11	188	JR.	SQ	1-24-71	Newberry, SC	Newberry	Gregg Sharp
42	Greg Burk	FB	6-2	230	*SO.	SQ	1-16-71	Lawton, OK	Lawton	Darrell Ahlschlager
86	Arthur Bussie	OLB	6-4	230	*SO.	1VL	2-25-69	Camden, NJ	Camden	Bill Simpson
10	Darren Calhoun	LB	6-2	225	*SO.	1VL	11-25-70	McCormick, SC	McCormick	Jim McCall
57	DeChane Cameron	QB	6-1	191	*SR.	2VL	3-7-69	LaGrange, GA	LaGrange	Gary Guthrie
29	Paul Caputo	FB	5-10	207	*JR.	1VL	3-21-70	Essex Fells, NJ	W. Essex	Ron Annrello
34	Phil Caputo	DB	5-6	181	SO.	SQ	1-21-71	Essex Fells, NJ	W. Essex	Ron Annrello
40	Richard Cassidy	RB	5-8	196	JR.	SQ	6-9-71	Darlington, SC	St. John's	Barry Harley
13	John Clamp	K	6-1	202	*JR.	SQ	10-21-69	Anderson, SC	Hanna	Harold Jones
50	Ryan Crawley	OG	6-3	280	*FR.	RS	7-29-72	Deer Park, TX	Deer Park	Ron Lynch
27	Forrest Daves	SAF	6-1	187	SO.	SQ	3-9-70	Conway, SC	Conway	Chuck Jordan
97	David Davis	DT	6-0	286	*SR.	3VL	7-31-69	Eastover, SC	L. Richland	Bill Kinrey
80	Jason Davis	WR	6-2	200	*SO.	1VL	2-12-71	Pensacola, FL	Pine Forest	Carl Madison
54	Tyronne Davis	DT	5-9	208	JR.	SQ	11-12-70	Cheraw, SC	Chesterfield	Phil Bryan
81	Steve Derriso	TE	6-4	225	*SO.	1VL	11-18-70	Huntsville, AL	Grissom	Larry Robinson
78	Alex Dial	OG	6-5	263	*JR.	RS	9-8-69	Columbia, SC	Lees-McRae JC	Mack Bryan
58	Matt Drewello	C	6-0	243	*JR.	SQ	2-5-70	Oakland, NJ	Indian Hills	Hank Boggio
17	Lance Easton	QB	6-1	183	*JR.	RS	10-1-70	Fernandina Bch, FL	Fernandina Bch.	Joel Stockstill
63	William Ely	C	6-0	209	SQ.	SQ	8-28-70	Ridge Springs, SC	King Academy	Rankin
56	Jason Fendley	OLB	6-1	218	SO.	SQ	7-19-72	Westminster, SC	West Oak	Tom Jordan
3	Butch Fewster	ROV	5-10	186	*JR.	1VL	7-12-70	Rock Hill, SC	Northwestern	Jimmy Wallace
59	Jeb Flesch	OG	6-3	266	*SR.	3VL	2-21-69	Morrow, GA	Morrow	Bud Theodician
67	Joe Floyd	SN	6-0	255	SO.	SQ	8-18-72	Green Sea, SC	Green Sea-Floyds	James Hewitt
87	Bobby Forbes	TE	6-5	231	JR.	JC	7-10-70	Sacramento, CA	American CC	Larry Ghilardi
41	Jomo Fuller	TE	5-11	219	SO.	SQ	8-4-72	Columbus, MS	Lee	Bill Wilkerson
26	Eric Geter	CB	6-0	191	JR.	2VL	6-4-70	Newnan, GA	Newnan	Max Bass
9	Tyrone Gibson	TE	6-3	247	*SO.	1VL	3-1-71	Camden, SC	Hartsville	Lewis Lineberger
16	David Goudelock	CB	5-9	152	*JR.	1VL	8-4-70	Winnsboro, SC	Winn Academy	Ernie Hughes
28	Gerard Greene	DB	5-8	160	SR.	SQ	4-15-70	Lithonia, GA	Clarkston	Tommy Stringer
45	Howard Hall	FB	6-1	232	*JR.	2VL	1-19-69	Gastonia, NC	Ashbrook	John Kinlaw
75	Les Hall	OT	6-7	310	*JR.	2VL	8-18-70	Columbia, SC	Spring Valley	Jerry Brown
62	Kelvin Hankins	OT	6-3	300	*SR.	2VL	8-10-69	Camden, NJ	Woodrow Wilson	Butch Gale
61	Dean Harman	SN	5-10	202	*SR.	SQ	12-16-68	Midland, MI	Midland Down	Frank Altimore
55	John Harris	OG	6-2	264	*JR.	1VL	9-6-68	Roxboro, NC	Person	John Harris
40	Rudy Harris	FB	6-3	235	JR.	1VL	9-18-70	Brockton, MA	Brockton	Armond Colombo
26	John Hart	WR	5-9	159	SQ.	HS	11-20-70	Marietta, SC	Travelers Rest	Jack Anderson
8	Tyrone Hill	ROV	5-10	189	SO.	SQ	2-3-71	Taylors, SC	Riverside	Mike Hawkins
77	Joshua Holloway	DL	6-2	300	*FR	RS	5-4-72	Oxen Hill, MD	Oxen Hill	John Zwicker
52	Todd Howard	OLB	6-0	205	JR.	SQ	7-3-70	Sevierville, TN	Gatlinburg-Pitt.	Bennie Hammonds
89	Brian Hunter	TB	5-9	172	JR.	SQ	7-4-71	Honea Path, SC	Belton-Honea Path	John Abercrombie
63	Roger Hutchins	SN	5-11	216	*JR.	SQ	3-21-70	Shelby, NC	Shelby	Jim Taylor
13	Kenzil Jackson	LB	5-11	220	*JR.	2VL	4-22-70	LaGrange, GA	LaGrange	Gary Guthrie
46	Darius Jones	RB	5-6	191	SR.	SQ	2-17-70	Greenville, SC	Berea	Tom Good
56	Tim Jones	LB	6-1	205	*FR	RS	11-15-71	Rock Hill, SC	Rock Hill	Jim Ringer
43	David Joye	DB	5-10	192	*JR.	1VL	5-13-70	Graham, NC	Graham	Jim Mach
35	Tony Kennedy	FB	6-1	230	*SR.	3VL	9-16-69	Elizabeth, NJ	Elizabeth	Jerry Moore
44	Levon Kirkland	OLB	6-2	230	*SR.	3VL	2-17-69	Lamar, SC	Lamar	Jerry Styers
8	Jon Kubu	PK	5-11	167	*SR.	1VL	4-14-69	Anderson, SC	Westside	Ted Luckadoo
60	Mike Kunz	OT	6-5	280	*FR.	RS	9-20-71	San Antonio, TX	Lee	Bobby Smith
71	Brent LeJeune	OT	6-4	290	*SO.	SQ	5-26-71	Lake Charles, LA	Barbe	Jimmy Shaver
28	Stacy Lewis	DB	6-0	190	*JR.	1VL	4-9-69	Baxley, GA	Appling City	John Stephens
16	Chuck Lynch	P	5-11	214	*GR.	1VL	12-16-68	Wyndmoor, PA	Chestnut Hill	Jack Plunkett
1	Khang Martin	WR	6-2	135	JR.	SQ	4-18-72	Seneca, SC	Seneca	Tom Bass
14	Tony Mauney	CB	5-10	187	SR.	3VL	10-9-67	Shelby, NC	Shelby	Jim Taylor
18	Sylvester Mayers	ROV	6-0	197	JR.	SQ	6-21-70	Chapin, SC	Chapin	Eddie Muldrow
93	Ed McDaniel	LB	6-0	225	*SR.	3VL	3-23-69	Batesburg, SC	Batesburg	Gary Smaller
91	Chester McGlockton	DT	6-5	310	*JR.	2VL	9-16-69	Whiteville, NC	Whiteville	Bill Hewett
5	Jimmy McLees	QB	5-11	193	*SR.	1VL	12-31-68	Greenville, SC	Mauldin	Stanley Hopkins
45	John McMakin	LB	5-10	204	SO.	SQ	11-21-71	Spartanburg, SC	Byrnes	Fred Coan
83	Robert McNeil	OLB	6-2	242	JR.	SQ	3-2-71	Belmont, NC	South Point	Jim Biggerstaff
7	Richard Moncrief	QB	6-1	195	*SO.	1VL	10-19-71	Montgomery, AL	Davis	Charles Lee
47	Tyron Mouzon	ROV	6-1	214	SR.	3VL	7-12-70	Clearwater, FL	Dunedin	Ken Weir
84	Larry Nazry	WR	5-8	154	JR.	SQ	7-27-71	Jacksonville, FL	Raines	Freddie Stephens
38	Chuck O'Brien	LB	6-3	240	*SR.	3VL	5-15-69	Clarksburg, MD	Frederick	Bob Campbell
53	Chris Ogle	OG	6-4	250	*SR.	2VL	11-12-68	Va. Beach, VA	First Colonial	Frank Webster
15	Robert O'Neal	SAF	6-2	185	JR.	2VL	2-1-71	Clarkston, GA	Clarkston	Tommy Stringer
80	Mark Owens	DL	5-11	247	JR.	SQ	12-18-70	Fountain Inn, SC	Hillcrest	Wayne Baker
20	Greg Parks	CB	5-8	176	JR.	SQ	9-9-70	Anderson, SC	McDuffie	J. Byars
11	Erik Phillips	PK	6-2	199	JR.	SO.	1-6-71	Clinton, SC	Thornwell	Barry Cox
39	Lee Potts	TB	6-2	199	JR.	SQ.	1-6-71	Clinton, SC	Thornwell	Barry Cox
6	Eldred Ramtahal	SAF	6-1	186	JR.	SQ	3-15-70	Berlin, Germany	Berlin-American	George Pepoy
54	Dustin Rash	OG	6-3	240	JR.	JC	9-30-70	Mesa, AZ	Mesa JC	Jessie Parker
69	Al Richard	DT	6-4	274	*JR.	2VL	4-20-70	Clinton, SC	Clinton	Keith Richardson
88	Thad Ridgley	TE	6-3	210	*SO.	SQ	4-24-71	Ambridge, PA	Ambridge	Frank Anthony
21	Sean Ryan	WR	6-1	187	*JR.	SQ	9-20-69	Aiken, SC	St. Angela Ac.	Jim Buist
20	Larry Ryans	WR	6-0	182	JR.	2VL	7-28-71	Greenwood, SC	Greenwood	Willis Burkett
84	Mike Samnik	TE	6-5	238	*JR.	1VL	3-14-70	Clearwater, FL	Countryside	Bill Berry
37	Shane Scott	LB	6-1	215	*JR.	2VL	10-10-69	Alexandria, VA	Mt. Vernon	Bruce Patrick
79	Stacy Seegars	OG	6-4	310	*SO.	RS	4-26-71	Kershaw, SC	Andrew Jackson	Duane Dennie
89	Kenneth Session	LB	5-11	207	SO.	SQ	6-1-70	Andrews, SC	Andrews	Allen Poston
96	Ashley Sheppard	OLB	6-5	235	JR.	2VL	1-21-69	Greenville, NC	North Pitt	Larry Bolger
22	Todd Shore	DB	5-8	152	*SR.	SQ	1-28-68	Long Beach, NJ	Nassau CC	John Anselo
49	Wayne Simmons	OLB	6-2	225	*JR.	2VL	12-15-69	Hilton Head, SC	Hilton Head	Dan Utley
95	Tyrone Simpson	DT	6-3	280	JR.	2VL	9-10-70	Rock Hill, SC	Northwestern	Jimmy Wallace
42	Scot Sloan	DB	5-6	155	*JR.	SQ	8-25-70	Woodruff, SC	Woodruff	Willie Varnier
24	Terry Smith	WR	6-1	190	*SO.	1VL	4-20-71	Clemson, SC	Daniel	Dick Singleton
23	Bennett Strickland	WR	5-11	175	*JR.	SQ	2-3-70	LaVale, MD	Allegany	Jack Gilmore
52	Jamison Temples	OT	6-5	271	*JR.	SQ	7-10-70	Little Mtn, SC	Chapin	Eddie Muldrow
85	Franklin Thomas	TE	6-4	237	*SO.	RS	1-11-71	New Orleans, LA	St. Augustine	Anthony Biagas
27	Cardell Thurman	CB	5-7	160	JR.	SQ	3-25-71	Belton, SC	Belton-Honea Path	John Abercrombie
22	James Trapp	CB	6-1	175	JR.	2VL	12-28-69	Lawton, OK	Lawton	Darrell Ahlschlager
22	Lewis Usher	OLB	6-2	220	*FR.	RS	3-26-72	Decatur, GA	SW DeKalb	Buck Godfrey
31	Martin Waldrep	DB	5-10	186	SO.	SQ	1-11-72	Pelzer, SC	Woodmont	Steve Candler
2	Nelson Welch	PK	5-10	175	*FR.	RS	3-23-72	Greer, SC	Greer	Stuart Holcombe
29	Durward White	DB	6-1	185	SO.	SQ	1-9-70	Dalzell, SC	Hillcrest	Tom McIntyre
64	Curtis Whitley	C	6-1	260	*SR.	2VL	5-10-69	Smithfield, NC	Selma	Jack Gaster
25	Ronald Williams	TB	6-1	195	SO.	1VL	5-19-72	Ninety Six, SC	Ninety Six	Wayne Sweeney
98	Pierre Wilson	DT	6-4	285	*SO.	1VL	5-5-71	Jackson, MS	Provine	Stanley Blackman
31	Derrick Witherspoon	TB	5-11	198	SO.	1VL	2-14-71	Sumter, SC	Sumter	Tom Lewis
83	Stephon Wynn	TE	6-3	244	*FR.	RS	12-31-71	Winnsboro, SC	Fairfield Central	Ben Freeman

Clemson Numerical Roster

NO	NAME	POS
1	Dwayne Bryant	WR
1	Khang Martin	WR
2	Nelson Welch	PK
3	Butch Fewster	ROV
5	Jimmy McLees	QB
6	Rod Adams	OLB
6	Eldred Ramtahal	SAF
7	Richard Moncrief	QB
8	Tyrone Hill	ROV
8	Jon Kubu	PK
9	Tyrone Gibson	TE
10	DeChane Cameron	QB
11	Erik Phillips	PK
13	John Clamp	K
13	Kenzil Jackson	LB
14	Tony Mauney	CB
15	Robert O'Neal	SAF
16	David Goudelock	CB
16	Chuck Lynch	
17	Lance Easton	QB
18	Sylvester Mayers	ROV
20	Greg Parks	CB
20	Larry Ryans	WR
21	Damion Atchinson	DB
21	Sean Ryan	WR
22	Todd Shore	DB
22	Cardell Thurman	CB
22	Lewis Usher	OLB
23	Norris Brown	ROV
23	Bennett Strickland	WR
24	Terry Smith	WR
25	Ronald Williams	TB
26	Eric Geter	CB
26	John Hart	WR
27	Forrest Daves	SAF
27	James Trapp	CB
28	Gerard Greene	DB
28	Stacy Lewis	DB
29	Paul Caputo	FB
29	Durward White	DB
31	Martin Waldrep	DB
31	Derrick Witherspoon	TB
33	Rodney Blunt	TB
34	Phil Caputo	DB
35	Tony Kennedy	FB
37	Shane Scott	LB
38	Chuck O'Brien	LB
39	Lee Potts	RB
40	Richard Cassidy	RB
40	Rudy Harris	FB
41	Jomo Fuller	TE
42	Greg Burk	FB
42	Scot Sloan	DB
43	David Joye	DB
44	Levon Kirkland	OLB
45	Howard Hall	FB
45	John McMakin	LB
46	Darius Jones	RB
47	Tyron Mouzon	ROV
48	Doug Bolin	RB
49	Wayne Simmons	OLB
50	Ryan Crawley	OG
51	Mike Brown	C
52	Todd Howard	OLB
52	Jamison Temples	OT
53	Chris Ogle	OG
54	Tyronne Davis	DT
54	Dustin Rash	OG
55	John Harris	OG
56	Jason Fendley	OLB
56	Tim Jones	LB
57	Darren Calhoun	LB
58	Matt Drewello	C
59	Jeb Flesch	OG
60	Mike Kunz	OT
61	Dean Harman	SB
62	Kelvin Hankins	OT
63	William Ely	C
63	Roger Hutchins	SN
64	Curtis Whitley	C
65	Bruce Bratton	OT
67	Joe Floyd	SN
69	Kevin Brooks	OG
69	Al Richard	DT
70	William Buford	OLB
71	Brent LeJeune	OT
74	Nick Blinsky	C
75	Les Hall	OT
77	Joshua Holloway	MG
78	Alex Dial	OG
79	Stacy Seegars	OG
80	Jason Davis	WR
80	Mark Owens	DL
81	Steve Derriso	TE
83	Robert McNeil	OLB
83	Stephon Wynn	TE
84	Larry Nazry	WR
84	Mike Samnik	TE
85	Franklin Thomas	TE
86	Arthur Bussie	OLB
87	Brad Bucy	WR
87	Bobby Forbes	TE
88	Thad Ridgley	TE
89	Brian Hunter	TB
89	Kenneth Session	LB
91	Chester McGlockton	DT
93	Ed McDaniel	LB
95	Tyrone Simpson	DT
96	Ashley Sheppard	OLB
97	David Davis	DT
98	Pierre Wilson	DT
99	Rob Bodine	MG

Clemson Directory

Clemson Administration

School.....	Clemson University
Location.....	Clemson, SC 29633
Founded.....	1889
Enrollment.....	16,303
Nickname.....	Tigers
Colors.....	Burnt Orange (PMS-165) & Northwest Purple (PMS-541)
Stadium.....	Clemson Memorial
Field.....	Frank Howard (Natural Grass)
Capacity.....	81,473 (Not counting standing room)
First Year of Stadium.....	1942
President.....	Dr. Max Lennon, N.C. State '62
NCAA/ACC Rep.....	Dr. B. J. Skelton, Clemson '57
Athletic Department Address.....	P.O. Box 31 Clemson, SC 29633
Athletic Director.....	Bobby Robinson, Furman '68 Office—803-656-2218
Senior Associate Athletic Director.....	Dwight Rainey, Shorter '67 Office—803-656-2247
Associate Athletic Director for Public Relations.....	Len Gough, Clemson '74 Office—803-656-2095
Associate Athletic Director/ Chief Financial Officer.....	Robert Ricketts, Erskine '71 Office—Ext. 238
Assistant Athletic Director/ Head Trainer.....	Fred Hoover, Florida State '53 Office—Ext. 273, 803-656-2113
Associate Athletic Director/ Ticket Manager.....	Van Hilderbrand, Clemson '74 Office—803-656-2118
Assistant Athletic Director for Football Operations.....	Dr. Dick Ellis, Air Force '68 Office—Ext. 271
Assistant Athletic Director for High School Relations.....	Jim Goodman, Florida 171 Office—Ext. 272
Director of Compliance.....	Paul Aaron, Clemson '76 Office—Ext. 213
Sports Information Director.....	Tim Bourret, Notre Dame '77 Office—Ext. 223, 803-656-2114 Home—803-654-6240
Associate Sports Information Director.....	Sam Blackman, Clemson '85 Office—Ext. 219, 803-656-2114 Home—803-654-4136
Associate Sports Information Director.....	Tim Match, Bowling Green '85 Office—Ext. 218, 803-656-2114 Home—803-654-9400
Assistant Sports Information Director.....	Annabelle Vaughan, Clemson '87 Office—Ext. 221—803-656-2114 Home—803-654-4233
SID Emeritus.....	Bob Bradley, Clemson '51 Office—Ext. 201—803-656-2114 Home—803-654-5419
SID Student Assistants.....	Heather Czezczok, Anne Verhoven, Chris Metzler, Sanford Rogers, Beth McInnis
Executive Secretary of IPTAY.....	Allison Dalton, Clemson '60 Office—803-656-2115
Associate Executive Secretary of IPTAY.....	Bert Henderson, Mars Hill '78 Office—803-656-2115
Associate Executive Secretary of IPTAY.....	Bob Mahony, Clemson '76 Office—803-656-2115
Sports Promotions Director.....	John Seketa, SIU-Edwardsville '81 Office—Ext. 285

ADMINISTRATOR WITH ATHLETIC BACKGROUND

Twelve of Clemson's full-time administrators in the athletic department are graduates of Clemson, but only one, Bob Mahony in the IPTAY office, is a former team participating letter winner with the Tigers.

Assistant Ticket Manager.....	Joann West Office—803-656-2118
Assistant Ticket Manager.....	Rick Brewer, Clemson '80 Office—803-656-2118
Head Football Coach.....	Ken Hatfield, Arkansas '65 Office—Ext. 266
Defensive Assistants	
Defensive Line.....	Les Herrin, Western Carolina '71 Office—Ext. 261
Defensive Backs/Defensive Coord.....	Ron Dickerson Kansas State '71 Office—Ext. 254
Inside Linebackers.....	Wally Ake, William & Mary '72 Office—Ext. 258
Outside Linebackers.....	Roger Hinshaw, Appalachian State '72 Office—Ext. 260
Offensive Assistants	
Wide Receivers.....	Richard Wilson, Arkansas '81 Office—Ext. 259
Running Backs.....	Larry Brinson, Florida '83 Office—Ext. 262
Quarterbacks.....	Rick Stockstill, Florida State '82 Office—Ext. 263
Offensive Line/Offensive Coord.....	Larry Van Der Heyden, Iowa State '62 Office—Ext. 265
Offensive Line.....	Larry Beckman, Florida '68 Office—Ext. 264
Graduate Assistant Coaches.....	Peter Shinnick, Ricardo Hooper, John Phillips, James Earle, Sean Rochelle
Football Secretaries.....	Hazel Modica, Office—Ext. 267 Sandy York—Ext. 269, Susan Perry—Ext. 210, Karen Blackman—Ext. 268
Assistant Trainers.....	Danny Poole, Western Carolina '79 Office—Ext. 274 Reno Wilson, Presbyterian '83 Office—Ext. 275 Donna Deckard Southwest Louisiana '88 Ext. 275
Graduate Assistant Trainers.....	Jennifer Brink, Jack Eggar, Phil Hedrick
Student Trainers.....	Michael Ballard, Ivan Black, Brian Brewer, Matt Drummond, Jeff Ferguson, Jim Hill, Mike Land, Mark Partin, Mike Raff, Len Reeves, Patrick Rivers, Jonathan Saratt
Team Physicians.....	Dr. Byron Harder, Medical Univ. of S.C. '68 Dr. Stewart Clarkson, Medical Univ. of S.C. '75
Team Orthopedic Surgeon.....	Dr. Larry Bowman, Medical Univ. of S.C. '74
Senior Consulting Orthopedic Surgeon.....	Dr. Roland Knight, Medical Univ. of S.C. '52
Equipment Manager.....	Doug Gordon, West Virginia '82 Office—803-656-2127
Associate Equipment Manager.....	David McClain, Clemson '88 Office—Ext. 278
Student Football Managers.....	Jim Britton, David Burdette, Chad Luse, Michael O'Cain, Michael Smart, Mike Wood, Martin Bagwell, Bryan Taylor, James Fidler, John Hertzog, Wesley Porter, Joel Heard, Keith Batson
Strength Training Director.....	Gary Wade, Nebraska '78 Office—803-656-2221
Strength Training Assistants.....	Tommy Steele, Jeff Fish, Al Caronia, Scott Bennett
Director of Grounds & Facilities.....	Les Jones, Clemson '70 Office—803-656-2017
Assistant Director of Grounds and Facilities.....	Lane Miller, Clemson '74 Office—803-656-2017 Home—803-654-1157



1990 Game-By-Game Team Stats

(Clemson Totals on Top)

RUSHING MARGIN

Clemson had seven games in 1990 in which it had at least 200 yards rushing. The Clemson defense gave up over 100 yards just twice all season. Opponents averaged 71 yards a game on the ground, an ACC mark for rushing defense.

Data, 1990

Category	LBS	UVA	Md	ASU	Duke	UGA	GaT	NCS	Wake	UNC	USC	Ill.
Total Offense	418 57	304 358	281 312	493 121	411 218	396 131	343 218	326 328	383 200	304 195	301 248	305 244
Plays	77 52	77 70	73 72	69 70	71 57	76 53	89 49	74 66	68 64	76 60	65 65	67 69
Yds/Play	5.4 1.1	3.95 5.1	3.8 4.3	7.1 1.7	5.8 3.8	5.2 2.5	3.9 4.5	4.4 4.9	5.6 3.1	4.0 3.2	4.6 3.8	4.5 3.6
Yds Rushing	330 -16	181 213	117 46	389 31	345 72	341 81	290 74	144 107	194 58	235 78	242 85	148 59
Rush Att	65 27	46 42	48 29	53 42	59 27	66 30	75 32	48 40	46 37	59 28	58 35	44 33
Yds Passing	88 73	123 145	164 266	104 90	66 146	55 50	53 144	182 221	189 142	69 157	59 163	157 185
Pass Att	12 25	31 28	25 43	16 28	12 30	10 23	14 17	26 26	22 27	17 32	7 30	23 36
Pass Comp	7 9	12 13	14 18	4 11	6 15	5 7	3 10	14 22	14 15	9 18	3 11	16 18
Had Int	0 2	0 0	0 3	0 1	1 2	0 2	1 1	0 0	1 1	1 1	1 1	0 2
Comp %	.583 .360	.387 .464	.560 .419	.250 .393	.500 .500	.500 .304	.214 .588	.538 .846	.636 .555	.529 .562	.429 .367	.696 .500
First Downs	21 5	18 19	16 17	15 10	22 15	22 8	21 9	20 20	20 13	18 13	14 16	18 14
Total TDs	8 0	1 2	2 2	6 0	3 1	3 0	1 3	3 2	3 0	2 0	3 1	3 0
Rush TDs	6 0	1 1	0 1	5 0	1 0	3 0	1 1	1 1	2 0	1 0	3 1	0 0
Pass TDs	0 0	0 1	1 1	1 0	2 0	0 0	0 2	1 1	0 0	0 0	0 0	2 0
TOP	34:30 25:30	30:15 29:45	31:28 28:32	27:02 32:58	33:54 26:06	35:00 25:00	38:10 21:50	28:17 31:43	31:44 28:16	36:38 23:22	32:54 27:06	32:30 27:30
3rd Dn Con	9-16 1-13	7-19 5-14	5-16 7-16	5-15 6-20	9-15 8-15	4-15 1-13	6-19 4-11	5-15 4-12	6-14 6-16	8-18 4-15	7-15 6-15	7-16 4-17
Punts	2-38.0 10-36.5	7-47.1 7-40.6	6-35.0 6-41.7	6-41.7 11-38.9	2-50.5 6-34.0	6-42.3 11-36.5	4-39.8 7-34.0	6-48.6 6-32.2	3-45.7 6-38.0	6-47.5 8-40.6	6-41.7 5-42.6	5-46.0 7-34.6
Turnovers	2 5	1 1	1 3	2 5	2 2	1 2	2 2	3 4	1 1	1 3	1 2	0 4
Penalties	6-30 5-27	3-32 5-35	9-76 6-50	7-74 3-25	4-18 6-40	4-35 8-58	5-35 5-25	12-113 7-49	2-25 2-8	9-80 6-42	7-50 3-15	10-75 2-28
Punt Ret.	6-38 1-9	3-19 5-103	3-37 4-15	6-34 3-6	4-21 2-19	6-28 5-22	4-35 3-32	2-2 2-23	5-45 3-39	5-53 2-14	2-38 1-23	6-72 3-18
Kickoff Ret.	1-98 8-176	5-74 2-29	4-162 4-89	1-28 7-131	1-13 4-160	0-0 5-119	3-65 4-171	4-48 4-93	3-47 2-66	2-44 4-106	4-24 3-93	1-26 4-77
Int. Ret	2-68 0-0	0-0 0-0	3-10 0-0	1-0 0-0	2-0 1-3	2-0 0-0	1-10 1-0	0-0 0-0	1-26 1-0	1-30 1-0	1-0 1-0	2-37 0-0
Sacks	2-25 2-14	1-7 2-11	1-7 1-8	6-44 2-12	2-13 0-0	3-13 3-4	1-7 0-0	3-26 3-14	9-58 0-0	4-22 2-5	6-30 2-14	5-52 1-3

Individual Game by Game Statistics

ROOKIES RUN WILD

First-year freshmen Ronald Williams and Derrick Witherspoon combined to run for 306 yards against Appalachian State last year, the most yards ever gained in one game by two freshman backs.

Data, 1990

RUSHING Opponent	Hall TC-YDS-TD	Blunt TC-YDS-TD	Cameron TC-YDS-TD	Harris TC-YDS-TD	Williams TC-YDS-TD	Witherspoon TC-YDS-TD	Kennedy TC-YDS-TD
Long Beach St.	10-78-1	11-26-2	4-1-1	8-35-0	6-38-1	8-46-0	INJ
Virginia	10-43-0	18-56-0	15-50-1	0-0-0	DNP	DNP	1-2-0
Maryland	15-47-0	6-1-0	9-6-0	2-3-0	8-37-0	0-0-0	7-33-0
Appalachian St.	5-21-0	INJ	9-19-0	1-2-0	14-183-3	10-123-1	0-0-0
Duke	IND	INJ	14-84-1	11-75-0	15-70-0	5-23-0	0-36-0
Georgia	INJ	3-36-1	10-31-0	17-64-0	23-128-2	4-12-0	5-46-0
Georgia Tech	INJ	5-17-0	12-33-1	15-47-0	11-108-0	13-50-0	12-44-0
N.C. State	3-5-1	2-5-0	8-15-0	DNP	26-95-0	0-0-0	8-18-0
Wake Forest	6-27-0	6-14-0	7-16-0	7-45-1	16-75-1	2-7-0	INJ
North Carolina	3-13-0	10-44-0	10-41-0	15-66-0	19-56-1	0-0-0	0-0-0
South Carolina	6-24-0	12-65-0	10-1-0	5-16-2	20-124-0	INJ	4-6-1
Illinois	2-5-0	4-10-0	17-76-0	3-20-0	14-27-0	0-0-0	1-1-0

RECEIVING Opponent	Smith Rc-YDS-TD	Thomas Rc-YDS-TD	Blunt Rc-YDS-TD	Ryans Rc-YDS-TD	Fields Rc-YDS-TD	Harris Rc-YDS-TD
Long Beach St.	2-16-0	2-48-0	1-11-0	0-0-0	0-0-0	1-1-0
Virginia	3-54-0	2-24-0	1-2-0	2-9-0	2-11-0	0-0-0
Maryland	9-84-0	3-69-0	1-0-0	0-0-0	0-0-0	1-11-1
Appalachian St.	2-67-0	INJ	INJ	1-40-1	0-0-0	0-0-0
Duke	2-30-1	INJ	INJ	0-0-0	3-33-0	1-3-1
Georgia	3-39-0	0-0-0	0-0-0	2-16-0	0-0-0	0-0-0
Georgia Tech	0-0-0	2-37-0	0-0-0	0-0-0	1-16-0	0-0-0
N.C. State	5-63-1	3-25-0	0-0-0	3-14-0	2-24-0	DNP
Wake Forest	3-47-0	2-31-0	0-0-0	3-22-0	2-16-0	1-17-0
North Carolina	1-15-0	2-18-0	0-0-0	0-0-0	3-21-0	0-0-0
South Carolina	1-22-0	0-0-0	1-9-0	0-0-0	0-0-0	1-28-0
Illinois	3-43-0	5-57-1	1-16-0	1-12-0	0-0-0	1-0-0

PASSING Opponent	Cameron Cm-At-Yds-I-TD	Moncrief Cm-At-Yds-I-TD	McLees Cm-At-Yds-I-TD
Long Beach St.	6-8-69-0-0	1-4-19-0-0	0-0-0-0-0
Virginia	12-31-123-0-0	DNP	DNP at QB
Maryland	14-25-164-0-1	DNP	DNP at QB
Appalachian St.	4-13-104-0-1	0-3-0-0-0	0-0-0-0-0
Duke	5-11-56-1-2	1-1-0-10-0-0	0-0-0-0-0
Georgia	5-10-55-0-0	0-0-0-0-0	DNP at QB
Georgia Tech	3-14-53-1-0	0-0-0-0-0	DNP at QB
N.C. State	14-26-182-0-1	DNP	DNP at QB
Wake Forest	10-15-111-1-0	4-7-78-0-0	DNP at QB
North Carolina	8-15-68-1-0	0-1-0-0-0	1-1-1-0-0
South Carolina	3-7-59-1-0	DNP	DNP at QB
Illinois	14-19-141-0-2	2-4-16-0-0	DNP at QB

Kickoff Returns

Thomas Kickoff Returns No-Yds-Avg

Long Beach St.	1-98-98.0
Virginia	3-40-10.3
Maryland	1-98-98.0
Appalachian St.	INJ
Duke	INJ
Georgia	0-0-0.0
Georgia Tech	1-20-20.0
N. C. State	0-0-0.0
Wake Forest	2-37-18.5
North Carolina	0-0-0.0
South Carolina	2-14-7.0
Illinois	1-26-26.0

Gardocki Field Goals Made Missed

Gardocki Punting Att yds Avg #50 - 20

Long Beach St.	23	48	2	76	38.0	0	0
Virginia			7	330	47.1	2	2
Maryland	53	51	6	210	35.0	1	0
Appalachian St.	57, 24		6	250	41.7	1	1
Duke	51, 37		2	101	50.5	2	1
Georgia	47, 25, 30, 25		6	254	42.3	1	1
Ga. Tech	38, 20, 45, 44	53, 60	4	159	39.8	0	0
N.C. St.	38		6	292	48.6	3	3
Wake Forest	31	33	3	137	45.7	0	0
North Carolina	31, 38		6	285	47.5	2	1
South Carolina	24		5	250	50.0	2	1
Illinois	18, 26, 43	37	5	230	46.0	1	2

Punt Returns

Davis No-Yds-Avg

O'Neal No-Yds-Avg

Long Beach St.	4-17-4.2	2-21-10.5
Virginia	2-18-9.0	1-1-1.0
Maryland	2-33-16.5	1-4-4.0
Appalachian St.	6-34-5.6	0-0-0
Duke	4-21-5.1	0-0-0
Georgia	4-(-2)-0.5	1-10-10.0
Georgia Tech	0-0-0.0	3-20-67
N.C. State	1-5-5.0	1-(-3)-3.0
Wake Forest	3-26-8.7	0-0-0.0
North Carolina	2-31-15.5	1-10-10.0
South Carolina	1-8-8.0	1-30-30.0
Illinois	3-38-12.7	2-16-8.0

1990 GAME-BY-GAME DEFENSIVE STATISTICS

Game	Brewster PL-TOT-TL	Johnson PL-TOT-TL	Nunn PL-TOT-TL	McDaniel PL-TOT-TL	Kirkland PL-TOT-TL	Bodine PL-TOT-TL
LB State	29-2-0	31-3-0	29-5-2	29-6-0	35-5-2	20-3-0
Virginia	65-12-1	43-3-0	69-6-0	71-14-1	44-4-0	53-6-1
Maryland	57-8-0	53-4-1	59-1-0	66-5-0	49-3-1	59-12-1
App. St.	51-6-0	23-1-0	21-1-0	41-5-0	43-4-0	37-10-3
Duke	55-9-3	42-2-0	57-5-0	41-5-0	38-3-1	35-6-0
Georgia	39-9-2	34-4-1	48-5-0	39-10-1	33-1-0	36-4-0
Ga. Tech	42-4-0	34-2-0	50-1-0	38-10-3	35-7-3	44-10-2
N.C.State	45-7-0	51-6-0	54-4-1	50-13-3	43-5-1	59-8-1
Wake Forest	48-3-0	42-5-2	34-2-0	41-10-1	40-6-0	42-4-2
N. Carolina	39-11-0	42-6-1	57-5-0	42-9-0	41-6-2	44-8-2
S. Carolina	46-8-0	41-5-1	62-4-0	46-10-2	43-9-0	55-7-2
Illinois	46-6-0	40-7-2	60-3-0	43-12-1	38-5-0	INJ

Game	Hammond PL-TOT-TL	McGlockton PL-TOT-TL	Simmons PL-TOT-TL	Dex. Davis PL-TOT-PB	O'Neal PL-TOT-PB	Sheppard PL-TOT-PB	Jackson PL-TOT-TL
LB State	20-2-1	12-2-1	18-4-1	32-2-0	33-3-0	17-2-0	15-2-0
Virginia	54-7-1	30-7-0	25-3-1	66-1-2	69-5-0	25-5-2	10-3-1
Maryland	61-5-1	48-5-1	28-2-0	62-5-0	65-5-1	25-2-2	21-5-0
App. St.	37-7-1	16-3-0	29-3-1	39-1-0	53-4-0	35-2-0	18-4-0
Duke	35-4-0	19-7-0	20-1-0	57-1-1	57-4-1	16-4-1	2-2-0
Georgia	35-6-1	29-4-1	25-3-0	48-1-1	47-6-2	23-3-0	12-4-0
Ga. Tech	45-6-2	27-2-1	14-3-0	50-3-1	50-6-1	17-3-0	6-3-0
N.C. State	59-11-2	31-5-0	29-7-0	71-3-1	71-5-0	23-6-1	26-6-0
Wake Forest	39-6-2	INJ	24-4-0	51-4-2	45-4-2	24-8-2	17-3-0
N. Carolina	43-7-0	31-10-3	19-3-0	51-7-1	57-5-1	18-4-1	21-6-1
S. Carolina	64-5-1	42-8-3	23-5-1	63-2-0	62-8-0	25-1-0	22-4-1
Illinois	53-3-1	40-5-2	21-2-0	58-6-0	53-4-1	21-3-0	26-3-0

PL = does not include special team plays.



DeChane Cameron and Rudy Harris ran the option well all season.



Terry Smith had at least one catch in 11 of the 12 games a year ago.

1990 Superlatives

Data, 1990

GROUND ATTACK

Clemson had 75 rushing plays against Georgia Tech in 1990, the most by an ACC team all season. The Tigers gained nearly 300 yards on the ground in the game, but came up two points short.

Category	Clemson Team High	Opponent Team High
Rushing Attempts	75 vs. Georgia Tech (10/13/90)	42 by Virginia, ASU
Rushing Yards	389 vs. App. State (9/22/90)	213 by Virginia (9/8/90)
Rushing TDs	6 vs. Long Beach St. (9/1/90)	1 by many
Yards Per Rush	7.3 vs. App. State (9/22/90)	5.1 by Virginia (9/8/90)
Pass Attempts	31 vs. Virginia (9/8/90)	43 by Maryland (9/15/90)
Pass Completions	16 vs. Illinois (1/1/91)	22 by N.C. State (9/20/90)
Completion %	.696 (16-23) vs. Illinois (1/1/91)	.846 (22-26) by N.C. State (9/20/90)
Passing Yards	189 vs. Wake Forest (10/27/90)	266 by Maryland (9/15/90)
TD Passes	2 vs. Duke (9/29/90)	1 by many
Plays	89 vs. Georgia Tech (10/13/90)	72 by Maryland (9/15/90)
Total Offense	493 vs. App. State (9/22/90)	358 by Virginia (9/8/90)
Yards Per Play	7.14 vs. App. State (9/22/90)	5.1 by Virginia (9/8/90)
Total TDs	8 vs. Long Beach St. (9/1/90)	2 by Virginia, Ga. Tech, NC St.
Points	59 vs. Long Beach St. (9/1/90)	21 by Georgia Tech (10/13/90)
Sacks by Defense	9 vs. Wake Forest (10/27/90)	3 by Georgia, NC State
Punt Average	50.5 vs. Duke (9/29/90)	42.6 by South Carolina (11/17/90)
Field Goals	4 vs. vs. Georgia, Ga. Tech	3 by South Carolina (11/17/90)
First Downs	26 vs. Georgia Tech (10/13/90)	19 by Virginia (9/8/90)
Time of Possession	38:10 vs. Georgia Tech (10/13/90)	32:58 by App. State (9/22/90)
Penalties	12 vs. N.C. State (9/20/90)	8 by Georgia (10/6/90)
Penalty Yards	113 vs. N.C. State (9/20/90)	58 by Georgia (10/6/90)
Turnovers	3 vs. N.C. State (9/20/90)	5 by Long Beach St., App. St.
3rd Down Conversions	9-15 vs. Duke (9/29/90)	8-15 by Duke (9/29/90)
Punt Return Yards	72 vs. Illinois (1/1/91)	103 by Virginia (9/8/90)
Kickoff Return Yards	162 vs. Maryland (9/15/90)	176 by Long Beach St. (9/1/90)
Interception Return Yards	68 vs. Long Beach St. (9/1/90)	3 by Duke (9/29/90)
Interceptions	2 vs. four teams	1 by Duke, Ga. Tech, Wake Forest

Category	Clemson Individual Best	Opponent Individual Best
Rushing Attempts	26 by Williams vs. N.C. State (10/20)	23 by Reaves (ASU, 9/22)
Rushing Yards	183 by Williams vs. ASU (9/22)	70 by Fischer (UVA, 9/8)
Rushing TDs	3 by Williams vs. ASU (9/22)	1 by many
Pass Attempts	31 by Cameron vs. UVA (9/8)	43 by Zolak (Md, 9/15)
Pass Completions	14 by Cameron vs. Md, NCS, Illinois	22 by Jordan (NC St. 10/20)
Receptions	9 by Smith vs. Md (9/15)	7 by Wycheck (Md. 9/15)
Receiving Yards	84 by Smith vs. Md (9/15)	79 by Davenport (NC State 10/20)
Comp % (min. 10)	.737 (14-19) by Cameron vs. Ill (1/1/91)	.846 (22-26) by Jordan (NC State 10/20)
Passing Yards	182 by Cameron vs. NC State (10/20)	266 by Zolak (Md., 9/15)
TD Passes	2 by Cameron vs. Duke, Illinois	1 by many
Plays	46 by Cameron vs. UVA (9/8)	46 by Zolak (Md., 9/15)
All-Purpose Yards	183 by Williams vs. ASU (9/22)	146 by Leslie (LBS, 9/1)
Total Offense	217 by Cameron vs. Illinois (1/1/91)	214 by Jordan (NC State 10/20)
Total TDs	3 by Williams vs. ASU (9/22)	2 by Davenport (NC State 10/20)
Points	18 by Williams vs. ASU (9/22)	12 by Davenport (NC State 10/20)
Sacks	3 by McGlockton vs. USC (11/17)	2 by Mike Jones (NC State 10/20)
Punt Average	50.0 by Gardocki vs. USC (11/17)	42.6 by Parker (USC 11/17)
Field Goals	4 by Gardocki vs. Georgia, Ga. Tech	2 by McInerney (UVA), Behrmann (WF)
Tackles	14 by McDaniel vs. UVA (9/8)	24 by Tiggle (Ga. Tech 10/13)
Punt Return Yards	38 by Dex.Davis vs. Illinois (1/1/91)	103 by Wallace (UVA, 9/8)
Kickoff Return Yards	98 by Thomas vs. LBS, Md.	156 by Leslie (LBS, 9/1)
Interception Return Yards	55 by Nunn vs. LBS (9/1)	3 by Dubose (Duke, 9/29)
Interceptions	2 by Dex. Davis vs. Md. (9/15)	1 by many

Career Stats of 1990 Seniors

Data, 1990

MITCH BELTON, DB

Year	GP-GS	Plays	Hits	Assist	Total	PBU	Int-Yds	Bk	Pr-Yds
1988	12	0	5	0	5	0	0-0	0	0-0
1989	12	*6	7	8	15	0	0-0	3	2-50
1990	9	*19	7	5	12	1	0-0	0	0-0
Totals	33	25	19	13	32	1	0-0	3	2-50

*Not Including Special Team Plays

DOUG BREWSTER, LB

Year	GP-GS	Plays	Tot	Hits	Ast	TL-Yds	PBU	CF-RF	Int-Yds	TD	BK
1987	12-4	238	38	24	14	1-1	3	0-1	0-0	0	0
1988	11-10	499	89	49	40	0-0	1	0-3	1-68	1	0
1989	12-12	612	100	59	41	4-5	9	0-1	1-13	0	0
1990	12-12	562	85	49	36	6-19	1	1-1	0-0	0	2
Totals	47-38	1911	312	181	131	11-25	14	1-6	1-71	1	2

DEXTER DAVIS, CB

Year	GP-GS	Plays	Tot	Hits	Ast	TL-Yds	PBU	CF-RF	Int-Yds	PR-Yds
1988	11-7	489	36	23	13	4-6	10	1-1	1-0	0-0
1989	12-12	643	55	3	22	2-2	13	2-1	3-5	5-40
1990	12-12	648	36	25	11	0-0	9	0-1	6-32	32-229
Totals	35-31	1780	127	81	46	6-8	32	3-3	10-27	37-269

One fumble return and one interception return for touchdowns in 1990

STACY FIELDS, TE

Year	GP-GS	Plays	KD	Rec	Yds	Td	Avg
1987	12-0	44		had 13 tackles and a 4-yard sack at OLB			
1988	12-0	219	16	0	0	0	0.0
1989	12-12	572	79	12	101	1	8.4
1990	12-11	617	30	13	121	0	9.3
Totals	48-23	1452	125	25	222	1	8.9

CHRIS GARDOCKI, P-PK

PLACEKICKING

Year	GP-GS	0-29	30-39	40-49	+50	Tot	Pat	LK	Pts	KO	TB
1988	12-12	6-7	7-11	4-8	2-6	19-32	1-1	52	58	1	0
1989	12-12	10-10	2-5	10-13	0-1	22-29	41-41	49	107	32	9
1990	12-12	8-8	7-9	4-5	3-6	22-28	30-30	57	96	66	24
Totals	36-36	24-25	16-25	18-26	5-13	63-89	72-72	57	261	99	33

PUNTING

Year	NO	Yds	-20	+50	Ret-Yds	LP	HB	Net	Avg
1988	45	1924	7	8	23-206	66	0	38.1	42.76
1989	48	2062	15	7	16-171	63	0	39.4	42.96
1990	58	2580	12	15	33-300	78	1	39.3	44.48
Totals	151	6566	34	30	72-677	78	1	39.0	43.48

SENIOR SUCCESS

Clemson's 1990 seniors won 40 games and lost just eight in their four years at Clemson. Eight of the members of the class signed free agent contracts or were drafted by NFL teams, while another signed with the CFL.

VANCE HAMMOND, DT

Year	GP-GS	Plays	Hits	Ast	Tot	TL-Yds	Sacks	PBU	CF-RF	QP
1987	8-0	85	4	2	6	1-5	1-5	0	0-0	2
1988	12-7	354	21	28	49	8-21	2-9	0	0-0	4
1989	12-12	488	24	33	57	5-21	1-4	1	0-0	13
1990	12-12	545	36	33	69	13-75	8.5-63	0	1-0	18
Totals	44-31	1472	85	96	181	27-122	12.5-81	1	1-0	37

ERIC HARMON, OG

Year	GP-GS	Plays	KDs
1987	12-12	662	53
1988	12-12	738	58
1989	11-11	695	86
1990	12-12	777	75
Totals	47-47	2872	272

JEROME HENDERSON, CB

Year	GP-GS	Plays	Hit	Ast	Tot	Int-Yds	PBU	CF-RF	PR-Yds
1987	12-0	58	4	1	5	1-10	0	0-0	0-0
1988	12-1	247	15	3	18	0-0	3	1-0	1-5
1989	12-12	584	26	11	37	2-21	14	0-0	0-0
1990	11-11	528	20	9	29	1-8	8	0-1	5-46
Totals	47-24	141	65	24	89	4-39	25	1-1	6-51

JOHN JOHNSON, OLB

Year	GP-GS	Plays	Hits	Ast	Tot	TL-Yds	Sacks	PBU	CF-RF	QP
1987	12-4	388	25	27	52	6-36	4.5-26	2	1-0	11
1988	12-5	384	21	29	50	7-41	4-36	0	1-0	9
1989	12-11	518	29	39	68	2-13	2-13	2	1-0	13
1990	12-12	476	29	19	48	8-32	4.5-16	1	2-2	11
Totals	48-32	1766	104	114	218	23-122	15-91	5	5-2	44

Note: 1 interception for 0 yards in 1990

STACY LONG, OT

Year	GP-GS	Plays	KD
1986	5-1	39	3
1988	12-1	344	17
1989	12-12	734	69
1990	11-11	601	52
Totals	40-25	1718	141

ARLINGTON NUNN, SS

Year	GP-GS	Plays	Hit	Ast	Tot	TL-Yds	Int-Yds-TD	PBU	CF-RF
1987	12-0	125	19	9	28	0-0	0-0-0	3	1-0
1988	11-1	157	7	15	22	0-0	1-0-0	1	0-1
1989	12-8	415	30	20	50	3-25	0-0-0	8	1-1
1990	11-11	540	23	17	40	3-25	2-81-2	2	1-0
Totals	46-20	1237	79	61	140	6-50	3-81-2	14	3-2

DAVID PUCKETT, OG

Year	GP-GS	Plays	KD's
1987	3-0	19	0
1988	9-0	35	1
1989	10-1	192	26
1990	12-0	249	14
Totals	34-1	495	41

DOUG THOMAS, WR

Year	GP-GS	Plays	Rec	Yds	Avg	TD	Rushing Att-Yds	KOR	Yds	Avg	TD	LG
1987	6-0	52	1	5	5.0	0	1-35	0	0	0.0	0	0
1988	8-0	72	0	0	0.0	0	2-62	0	0	0.0	0	0
1989	12-0	230	8	105	13.1	0	2-1	12	249	20.8	0	39
1990	10-9	372	21	309	14.7	1	2-21	11	333	30.3	2	98
Totals	36-9	726	30	419	13.7	1	7-119	23	582	25.3	2	98



Vance Hammond, who received his degree this past May, had 27 tackles for loss in 44 career games.

1990 Polls

FAST FINISHERS

AP National Champion Colorado and UPI National Champion Georgia Tech were both still out of the top eight of the AP poll on November 1.


Data, 1990

Associated Press Polls


Preseason		September				October					November				Dec	Jan
		4	11	18	25	2	9	16	23	30	6	13	20	27	4	2
1.	Miami (FL)	1	10	9	10	9	3	2	8	8	4	3	2	3	4	3
2.	Notre Dame	2	1	1	1	1	8	6	3	2	1	1	7	7	5	6
3.	Auburn	3	2	3	3	5	6	5	2	4	13	24	23	20	-	19
4.	Florida State	3	3	2	2	2	10	7	12	12	11	9	8	8	6	4
5.	Colorado	6	9	20	20	12	14	14	10	9	3	2	1	1	1	1
6.	Michigan	5	4	7	6	3	1	10	20	20	17	16	15	13	12	7
7.	Nebraska	10	8	8	8	8	7	4	4	3	10	11	10	19	19	24
8.	Tennessee	8	7	6	5	6	5	3	11	11	8	14	14	12	10	8
9.	Southern Cal	7	6	5	18	15	16	15	21	21	23	19	18	21	21	20
10.	Clemson	9	16	17	19	16	15	22	19	18	16	17	16	14	14	9
11.	Illinois	11	21	15	14	13	11	8	5	5	15	22	22	16	16	25
12.	Alabama	13	-	-	-	-	-	-	-	-	-	-	-	-	25	-
13.	Texas A&M	12	12	12	12	19	20	25	-	-	22	-	-	-	-	15
14.	Arkansas	15	15	13	23	21	-	-	-	-	-	-	-	-	-	-
15.	Virginia	14	11	10	7	4	2	1	1	1	9	8	17	-	-	23
16.	Brigham Young	16	5	4	4	11	13	12	9	10	6	5	4	4	13	22
17.	Ohio State	18	17	16	15	20	-	-	-	-	24	21	19	25	24	-
18.	Pittsburgh	17	13	25	-	-	-	-	-	-	-	-	-	-	-	-
19.	UCLA	19	-	-	-	-	-	-	-	-	-	-	-	-	-	-
20.	Washington	20	22	21	12	17	17	13	7	7	2	10	9	9	8	5
21.	Penn State	21	-	-	-	-	-	-	-	24	19	18	11	10	7	11
22.	Oklahoma	23	14	11	9	7	4	16	22	-	-	-	-	22	20	17
23.	Michigan State	22	19	24	22	18	-	24	-	-	24	23	23	23	22	16
24.	Houston	24	18	14	13	13	12	9	6	6	3	12	12	11	9	10
25.	West Virginia	25	-	-	-	-	-	-	-	-	-	-	-	-	-	-
	Arizona	-	20	18	16	25	21	-	23	23	24	-	-	-	-	-
	Texas	-	23	22	-	-	-	19	13	14	12	7	6	5	3	12
	Florida	-	24	19	17	10	9	17	14	15	10	6	5	5	11	13
	Arizona State	-	25	23	21	-	-	-	-	-	-	-	-	-	-	-
	Fresno State	-	-	-	24	24	-	-	-	-	-	-	-	-	-	-
	South Carolina	-	-	-	25	-	-	-	-	-	-	-	-	-	-	-
	Georgia Tech	-	-	-	-	23	18	11	16	16	7	4	3	2	2	2
	Oregon	-	-	-	-	22	19	-	25	22	18	-	-	-	-	-
	Wyoming	-	-	-	-	-	23	21	18	19	21	-	-	-	-	-
	Indiana	-	-	-	-	-	22	20	-	-	-	-	-	-	-	-
	Mississippi	-	-	-	-	-	24	18	17	17	14	15	21	15	15	21
	Iowa	-	-	-	-	-	25	23	15	13	5	13	13	18	17	18
	TCU	-	-	-	-	-	-	-	24	-	-	-	-	-	-	-
	Louisville	-	-	-	-	-	-	-	-	25	20	20	20	17	18	14
	Southern Miss.	-	-	-	-	-	-	-	-	-	-	25	25	24	23	-

United Press International

Preseason		September				October					November				Dec	Jan
		4	11	18	25	2	9	16	23	30	6	13	20	27	4	2
1.	Miami (FL)	1	10	8	9	8	4	2	9	8	4	3	2	2	4	3
2.	Notre Dame	2	1	1	1	1	7	6	4	3	1	1	8	6	6	6
3.	Florida State	3	2	2	2	2	8	7	11	11	11	10	9	8	5	4
4.	Auburn	4	3	3	3	6	6	5	3	4	13	21	21	20	-	19
5.	Colorado	7	9	18	16	9	11	14	8	7	3	2	1	1	1	2
6.	Southern Cal	5	4	5	14	11	10	13	20	23	-	19	16	18	18	22
7.	Michigan	6	5	10	7	4	1	8	18	18	17	16	15	12	12	8
8.	Nebraska	9	8	7	6	3	2	3	2	2	10	9	6	14	13	17
9.	Tennessee	8	6	6	5	7	5	4	10	10	8	13	12	10	10	7
10.	Clemson	10	19	19	18	13	14	22	17	17	16	15	13	11	11	9
11.	Texas A&M	11	12	11	10	15	16	21	25	24	22	20	22	17	19	13
12.	Illinois	12	17	17	15	12	12	9	5	6	15	24	20	19	17	24
13.	Ohio State	14	14	12	12	25	-	-	-	-	24	18	17	22	20	-
14.	Brigham Young	18	7	4	4	10	9	10	7	9	6	4	4	4	9	17
15.	Arkansas	15	15	13	21	16	23	-	-	-	-	-	-	-	-	-
16.	Washington	16	20	16	11	14	13	12	6	5	2	8	7	7	7	5
17.	Alabama	17	-	-	-	-	-	-	-	-	-	-	-	-	22	-
18.	Penn State	20	-	-	-	-	-	-	24	21	19	14	10	9	8	10
19.	UCLA	21	-	-	-	-	-	-	-	-	-	-	-	-	-	-
20.	Pittsburgh	19	13	-	-	-	-	-	-	-	-	-	-	-	-	-
21.	Virginia	13	11	9	8	5	3	1	1	1	9	7	14	23	23	15
22.	Michigan State	23	22	23	20	19	-	23	-	-	-	21	23	21	20	14
23.	Arizona	-	16	14	13	21	20	-	21	19	24	-	-	-	-	-
24.	Syracuse	-	-	25	-	-	-	-	-	-	-	-	-	-	-	21
25.	Texas	23	17	20	-	-	22	15	14	12	12	6	5	4	3	11
	Florida	23	21	15	17	-	-	-	-	-	23	23	-	-	-	-
	Fresno State	22	23	21	19	20	-	-	-	-	-	-	-	-	-	-
	Georgia Tech	-	25	-	-	18	15	11	12	14	7	5	3	3	2	1
	Arizona State	-	24	22	23	-	-	-	-	-	-	-	-	-	-	-
	Oregon	-	-	23	-	17	17	24	22	20	18	-	-	-	-	-
	Iowa	-	-	-	25	-	24	19	13	13	5	12	11	15	15	16
	Wyoming	-	-	-	23	24	19	17	16	16	21	-	-	-	-	-
	Mississippi	-	-	-	21	23	20	18	15	15	14	11	17	13	14	23
	Indiana	-	-	-	-	22	18	16	-	-	-	-	-	-	-	-
	TCU	-	-	-	-	-	25	19	19	-	-	-	-	-	-	-
	Louisville	-	-	-	-	-	-	25	23	22	20	17	19	16	16	12
	North Carolina	-	-	-	-	-	-	-	-	25	-	-	-	-	-	-
	Southern Miss	-	-	-	-	-	-	-	-	-	-	25	-	23	24	-
	Baylor	-	-	-	-	-	-	-	-	-	-	-	25	-	-	-
	San Jose State	-	-	-	-	-	-	-	-	-	-	-	23	25	25	20
	California	-	-	-	-	-	-	-	-	-	-	25	-	-	-	-
	Oregon State	-	-	-	-	-	-	-	-	-	-	-	-	25	-	-
	Virginia Tech	-	-	-	-	-	-	-	-	-	-	-	-	-	-	25



Ronald Williams rushing talents helped keep Clemson in the Top 25 all year.




1990 Senior Eric Harmon played on four Top 20 teams at Clemson.

Former Tigers On 1990 NFL Rosters


Tigers In The Pros

TIGERS IN THE NFL

Clemson had 16 former players in the NFL last year, six played on offense, nine played on defense, and one was a kicker. Six of the 16 played in the NFC, 10 in the AFC. The Bears had the most former Tigers with three.




Jeff Bostic
Washington Redskins
Clemson: 77-80



Jeff Bryant
Seattle Seahawks
Clemson: 78-81



James Coley
Chicago Bears
Clemson: 85-88



Terrence Flagler
Dallas Cowboys
Clemson: 82-86



Delton Hall
Pittsburgh Steelers
Clemson: 83-86



Tracy Johnson
Atlanta Falcons
Clemson: 85-88



Terry Kinard
Houston Oilers
Clemson: 78-82



Richard McCullough
Denver Broncos
Clemson: 85-88



Rod McSwain
New England Patriots
Clemson: 80-83



Kevin Mack
Cleveland Browns
Clemson: 80-83



Michael D. Perry
Cleveland Browns
Clemson: 83-87



William Perry
Chicago Bears
Clemson: 81-84



Johnny Rembert
New England Patriots
Clemson: 81-82



Jim Riggs
Cincinnati Bengals
Clemson: 82-86



David Treadwell
Denver Broncos
Clemson: 84-87



Donnell Woolford
Chicago Bears
Clemson: 85-88

1990 Honors and Awards

ALL-AMERICAN RECORD

Clemson had three players earn first or second-team AP All-American in 1990, the most first or second-team AP selections in Clemson history.

Data, 1990

TEAM (10-2, 5-2)

Hall of Fame Bowl Champions - 5th consecutive bowl win
6th consecutive bowl game - ties ACC record
14th straight winning regular season extends ACC record
40 wins by senior class breaks ACC record set by 1989 Clemson class
23 wins at home by senior class breaks Clemson record
Ranked 5th by NEW YORK TIMES
Ranked 6th by THE NATIONAL, SAGARIN
COMPUTER, FOOTBALL NEWS/MUTUAL
Ranked 8th by THE SPORTING NEWS
Ranked 9th by AP, UPI, USA TODAY/CNN
Ranked 11th by KICKOFF
Led AP/ACSWA All-ACC team with 9 first-team selections
Led Football News All-ACC team with 8 first-team selections
Led JP Sports All-ACC team with 7 first-team selections
1st in NCAA in Total Defense (216.9)
2nd in NCAA in Scoring Defense (9.9)
2nd in NCAA in Rushing Defense (71.7)
6th in NCAA in Passing Efficiency Defense (87.91)
8th in NCAA in Turnover Ratio (+1.2)
9th in NCAA in Rushing Offense (255.3)
11th in NCAA in Net Punting (37.9)
21st in NCAA in Kickoff Returns (21.5)
Led ACC in Scoring Defense (9.9)
Led ACC in Total Defense (216.9)
Led ACC in Rushing Defense (71.7)
Led ACC in Passing Efficiency Defense (87.91)
Led ACC in Fewest Touchdowns Allowed (11)
Tied for ACC lead in Fewest Touchdowns Allowed Rushing (5)
Tied for ACC lead in Fewest Touchdowns Allowed Passing (5)
Led ACC in Fewest Yards Allowed per Play (3.5)
Led ACC in Fewest Rushing Yards Allowed per Play (2.1)
Led ACC in Fewest Yards Allowed per Pass Attempt (5.17)
Led ACC in Fewest Yards Allowed per Pass Completion (10.72)
Led ACC in Pass Completion Defense (48.2%)
Led ACC in Fewest First Downs Allowed (145)
Led ACC in Fewest First Downs Allowed by Rushing (63)
Led ACC in Touchdowns Scored by Returns (7)
Led ACC in Time of Possession per game (32:32)
Led ACC in Fewest Passes Had Intercepted per Attempt (0.026)
Led ACC in First Downs Rushing (146)
Set Clemson Season Record for Touchdowns by Returns (7)
Set Clemson Season Record for TD's by Kickoff Return (2)
Set Clemson Season Record for TD's by Interception Return (4)
Set Clemson Season Record for Tackles-for-Loss (116)

KEN HATFIELD, HEAD COACH

Most Wins ever by a first year Clemson coach (10)
Hall of Fame Bowl was his 9th straight as a head coach
Third straight year coaching in New Year's Day Bowl
Final #9 AP ranking highest ever for first year ACC coach

99 ROB BODINE, NG

Army ROTC Take-No-Prisoners Award vs. Maryland
1st Team All-ACC, ACC Sportswriters
HM All-American **Football News**

92 DOUG BREWSTER, LB

Army ROTC Take-No-Prisoners Award vs. Duke
2nd Team All-ACC
HM All-American **Football News**

86 ARTHUR BUSSIE, OLB


Set Clemson single game record for special teams tackles (6)

10 DECHANE CAMERON, QB

ESPN/Rheem Player-of-the-Game vs. Virginia
JPT/Schick Player-of-the-Game vs. Duke
BC Headache Powders Player-of-the-Game vs. Duke
MVP of Hall of Fame Bowl

9 DEXTER DAVIS, CB

Ranked 14th (Tie) in the nation in interceptions/game (0.55)
ACC Defensive Back-of-the-Week vs. Maryland
ACC Defensive Back-of-the-Week vs. North Carolina
BC Headache Powders Player-of-the-Game vs. Maryland
BC Headache Powders Player-of-the-Game vs. North Carolina



Dexter Davis was first-team All-ACC and led the league in interceptions.

1st Team All-ACC, ACC Sportswriters, **Football News**

HM All-American **Football News**, UPI
4th round draft choice of Phoenix Cardinals

59 JEB FLESCHE, OG

HM All-American **Football News**
2nd Team All-ACC

17 CHRIS GARDOCKI, K-P

Ranked 4th in nation in punting (44.34)
Ranked 4th (Tie) in field goals/game (1.73)
Ranked 29th (Tie) in scoring (7.6)
ACC Specialist-of-the-Week vs. Georgia
ACC Specialist-of-the-Week vs. Georgia Tech
BC Headache Powders Player-of-the-Game vs. Virginia
BC Headache Powders Player-of-the-Game vs. Georgia Tech
Army ROTC Take-No-Prisoners Award vs. Appalachian State
Set Clemson record for field goals over 50 yards in a season (3)
Set Clemson record for consecutive PATS (72-72)
Tied Clemson Career Record for Field Goals of 50+ Yards (5)
Tied Clemson record for field goals in a career (63)
Twice Tied Clemson Record for Most Field Goals in a Game (4)
1st Team All-ACC Punter and Placekicker, ACC Sportswriters
1st Team All-ACC Placekicker, **Football News**
2nd Team All-American (PK), **Football News**
2nd Team All-American (PK) by Associated Press, UPI, **Sporting News**
Football News All-Bowl Team
HM All-American (P), **Football News**
Hamilton most valuable player on offense
Edwards Sportsmanship Award

45 HOWARD HALL, FB

BC Headache Powders Player-of-the-Game vs. Long Beach State
Army ROTC Take-No-Prisoners Award vs. Virginia

90 VANCE HAMMOND, DT

JPT/Schick Player-of-the-Game vs. North Carolina State
Army ROTC Take-No-Prisoners Award vs. Georgia

ACC Lineman-of-the-Week vs. Wake Forest
1st Team All-ACC, ACC Sportswriters, **Football News**

HM All-American, **Football News**, UPI
5th round draft choice of Phoenix Cardinals

76 ERIC HARMON, OG

ACC Offensive Lineman-of-the-Week vs. Maryland
ACC Offensive Lineman-of-the-Week vs. North Carolina State

Set Clemson Career Record for Knockdown Blocks regardless of position (272)
Set Clemson Career Record for Games Started regardless of position (47)
1st Team All-ACC, ACC Sportswriters, **Football News**

HM All-American, **Football News**
Army ROTC Take-No-Prisoners Award vs. Wake Forest

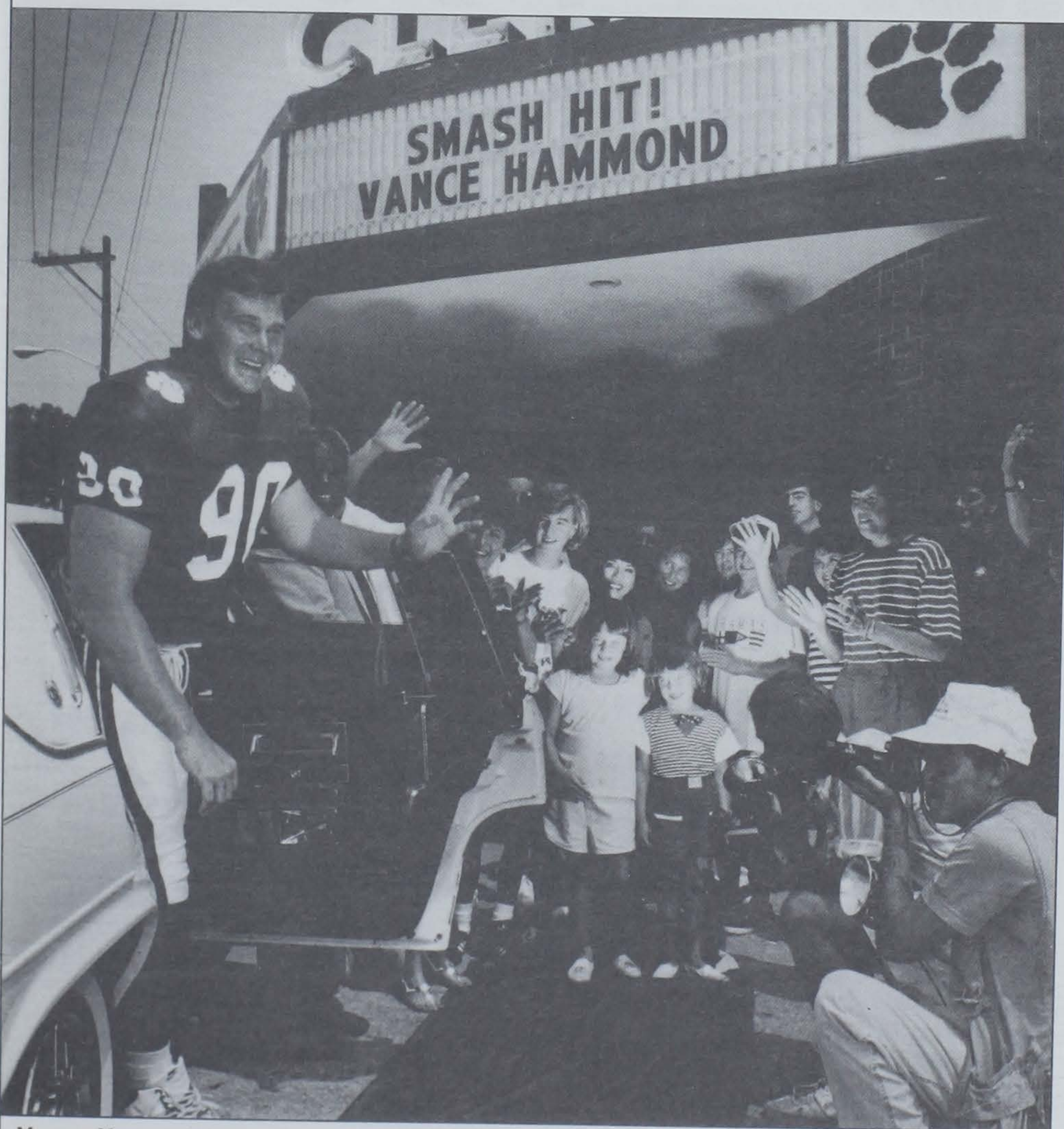
Army ROTC Take-No-Prisoners Award vs. Wake Forest
 Army ROTC Take-No-Prisoners Award vs. Illinois
Football News All-Bowl Team
 10th round draft choice of Philadelphia Eagles
36 JEROME HENDERSON, CB
 2nd round draft choice of New England Patriots
12 JOHN JOHNSON, OLB
 Army ROTC Take-No-Prisoners Award vs. N.C. State, 2nd Team All-ACC
 2nd round draft choice of San Francisco 49ers
 Morrow most valuable player on defense
44 LEVON KIRKLAND, OLB
 1st Team All-ACC, ACC Sportswriters, **Football News**
 3rd Team All-American by **Football News**
 2nd Team All-American by Associated Press, UPI
 One of Five Finalists for Butkus Award
 Army ROTC Take-No-Prisoners Award vs. North Carolina
67 STACY LONG, OT
 Outland Trophy Finalist (1 of 3)
 ACC Offensive Lineman-of-the-Week vs. Georgia
 ACC Offensive Lineman-of-the-Week vs. Georgia Tech
 1st Team All-ACC, ACC Sportswriters, **Football News**
 1st Team All-American by Associated Press
 1st Team All-American by Football Writers Association

1st Team All-American by **Football News**, **Sporting News**, UPI
 11th round draft choice of Chicago Bears
93 ED McDANIEL, LB
 1st Team All-ACC, **Football News**
 Army ROTC Take-No-Prisoners Award vs. Georgia Tech
 ACC Defensive Lineman-of-the-Week vs. South Carolina
 HM All-American, **Football News**
91 CHESTER McGLOCKTON, DT
 JPT/Schick Player-of-the-Game vs. North Carolina
 BC Headache Powders Player-of-the-Game vs. Maryland
 JPT/Schick Player-of-the-Game vs. South Carolina
 BC Headache Powders Player-of-the-Game vs. South Carolina
39 ARLINGTON NUNN, ROV
 ACC Defensive Back-of-the-Week vs. Long Beach State
 Army ROTC Take-No-Prisoners Award vs. Long Beach State
 Army ROTC Take-No-Prisoners Award vs. South Carolina
 Set Clemson Season Record for Most TD's by Interception Return (3)
 Tied Clemson Career Record for Most TD's by Interception Return (3)
 Bell most improved player on 1990 Clemson team
15 ROBERT O'NEAL, SAF
 HM All-American, **Football News**



Bruce Bratton was an academic All-ACC choice for the second straight year.

2nd Team Sophomore All-American by **Football News**
96 ASHLEY SHEPPARD, OLB
 ACC Player-of-the-Week vs. Wake Forest
 BC Headache Powders Player-of-the-Game vs. Wake Forest
24 TERRY SMITH, WR
 ACC Rookie-of-the-Week vs. Maryland
 ACC Rookie-of-the Week vs. North Carolina State
 BC Headache Powders Player-of-the Game vs. Maryland
 Set Clemson Record for Most Passes Caught by a Freshman (34)
 Set Clemson Record for Most Yards Receiving by a Freshman (480)
41 DOUG THOMAS, WR-KR
 ACC Specialist-of-the-Week vs. Maryland
 BC Headache Powders Player-of-the-Game vs. Long Beach State
 Set Clemson Season Record for Most TD's by Kickoff Return
 Set Clemson Career Record for Most TD's by Kickoff Return
 2nd round draft choice of Seattle Seahawks
25 RONALD WILLIAMS, TB
 Ranked 26th in the nation in rushing (91.4)
 ACC Rookie-of-the-Week vs. North Carolina
 JPT/Schick Player-of-the-Game vs. Georgia Tech
 BC Headache Powders Player-of-the-Game vs. Appalachian State
 BC Headache Powders Player-of-the-Game vs. North Carolina State
 Set Clemson Record for Most yards Rushing by a True Freshman (941)
 Tied Clemson Record for Most Touchdowns by a Freshman (8)
 1st Team All-ACC, ACC Sportswriters, **Football News**
 ACC Rookie of the Year
 HM All-American, **Football News**



Vance Hammond was a smash hit with the Tigers #1 ranked defense. He led the team in sacks with 8.5

ACC Stats

MULTI-PURPOSE PLAYER

Chris Gardocki led the ACC in punting and finished second in field goals per game in 1990. He concluded his career ninth in ACC history in scoring and fifth in punting average.

ACC Data, 1990

Final Polls

The National

1	Colorado	11-1-1
2	Miami	10-2
3	Georgia Tech	11-0-1
4	Washington	10-2
5	Florida St.	10-2
6	Clemson	10-2
7	Notre Dame	9-3
8	Texas	10-2
9	Houston	10-1
10	Michigan	9-3
11	Louisville	10-1-1
12	Penn State	9-3
13	Florida	9-2
14	Oklahoma	8-3
15	Texas A&M	9-3-1
16	Tennessee	8-2-2
17	BYU	10-3
18	Michigan St.	8-3-1
19	Virginia	8-4
20	Auburn	8-3-1
21	Colorado St.	9-4
22	Nebraska	9-3
23	Iowa	8-4
24	San Jose St.	9-2-1
25	Southern Cal	8-4-1

Sporting News

1	Georgia Tech	11-0-1
2	Colorado	11-1-1
3	Miami	10-2
4	Florida St.	10-2
5	Washington	10-2
6	Notre Dame	9-3
7	Tennessee	9-2-2
8	Clemson	10-2
9	Michigan	9-3
10	Texas	10-2
11	Houston	10-1
12	Penn State	9-3
13	Florida	9-2
14	Louisville	10-1-1
15	Texas A&M	9-3-1
16	Michigan State	8-3-1
17	Oklahoma	8-3
18	BYU	10-3
19	Nebraska	9-3
20	Auburn	8-3-1

1990 ACC Football Individual Statistics

RUSHING YARDS PER GAME

Player, School	GP	ATT	YDS	AVG	TD	YD/PG
Terry Kirby, Va.	11	165	1020	6.2	7	92.7
Ronald Williams, Clem.	10	164	914	5.6	8	91.4
William Bell, GaT	10	161	891	5.5	5	89.1
Natrone Means, UNC	10	168	849	5.1	10	84.9
Anthony Williams, WF	11	181	866	4.8	9	78.7
Nikki Fisher, Va.	11	121	848	7.0	10	77.1
Troy Jackson, Md.	11	176	662	3.8	4	60.2
Randy Cuthbert, Duke	11	136	595	4.4	4	54.1
Gary Downs, NCS	9	94	397	4.2	6	44.1
Jeff Wright, GaT	10	89	395	4.4	4	39.5

RECEPTIONS PER GAME

Player, School	GP	REC	YDS	AVG	TD	R/PG
Frank Wycheck, Md.	9	58	509	8.8	1	6.4
Herman Moore, Va.	11	54	1190	22.0	13	4.9
John Henry Mills, WF	10	46	623	13.5	3	4.6
Randy Cuthbert, Duke	11	46	374	8.1	1	4.2
Marc Mays, Duke	11	35	457	13.1	2	3.2
Steve Brown, WF	11	35	454	13.0	1	3.2
Aaron Shaw, Duke	11	35	383	10.9	2	3.2
Barry Johnson, Md.	11	34	629	18.5	4	3.1
Aubrey Shaw, NCS	11	34	288	8.5	1	3.1
Terry Kirby, Va.	11	33	324	9.8	4	3.0

RECEIVING YARDS PER GAME

Player, School	GP	REC	YDS	AVG	TD	YD/PG
Herman Moore, Va.	11	54	1190	22.0	13	108.2
John Henry Mills, WF	10	46	623	13.5	3	62.3
Barry Johnson, Md.	11	34	629	18.5	4	57.2
Frank Wycheck, Md.	9	58	509	8.8	1	56.6
Bobby Rodriguez, GaT	11	27	493	18.3	3	44.8
Emmett Merchant, GaT	11	29	489	16.9	3	44.5
Corey Holliday, UNC	11	28	488	17.4	1	44.4
Derek Dooley, Va.	10	27	422	15.6	2	42.2
Marc Mays, Duke	11	35	457	13.1	2	41.5
Steve Brown, WF	11	35	454	13.0	1	41.3

PASSING EFFICIENCY

Player, School	GP	ATT	CMP	PCT	YDS	TD	INT	PTS
Shawn Moore, Va.	10	241	144	.598	2262	21	8	160.71
Shawn Jones, GaT	11	245	142	.580	2008	13	12	133.56
Terry Jordan, NCS	10	179	101	.564	1221	6	5	119.20
Scott Zolak, Md.	11	418	225	.538	2589	10	19	104.66
David Brown, Duke	10	245	129	.527	1444	8	12	103.14
Todd Burnett, UNC	11	219	112	.511	1339	4	6	103.05
DeChane Cameron, Clem.	11	175	84	.480	1044	5	5	101.83
Phil Barnhill, WF	10	276	125	.453	1443	6	12	88.60

1990 ACC Football Individual Statistics

TOTAL OFFENSE

Player, School	GP	RUN	PASS	PLY	TOTAL	YD/PY	TD	PG
Shawn Moore, Va.	10	306	2262	335	2568	7.7	29	256.8
Scott Zolak, Md.	11	-197	2589	482	2392	5.0	11	217.5
Shawn Jones, GaT	11	277	2008	336	2285	6.8	19	207.7
Phil Barnhill, WF	10	121	1443	351	1564	4.5	8	156.4
David Brown, Duke	10	21	1444	285	1465	5.1	9	146.5
Terry Jordan, NCS	10	-5	1221	243	1216	5.0	8	121.6
DeChane Cameron, Clem.	11	283	1044	283	1329	4.7	9	120.6
Todd Burnett, UNC	11	-114	1339	263	1225	4.7	4	111.4

SCORING

Player, School	GP	TOTAL TDs	TDR	TDP	FG	PAT	PTS	AVG
Jake McInerney, Va.	11	0	0	0	15-17	49-50	94	8.5
Clint Gwaltney, UNC	11	0	0	0	21-27	22-22	85	7.7
Scott Sisson, GaT	11	0	0	0	15-23	39-39	84	7.6
Chris Gardockl, Clem.	11	0	0	0	19-24	27-27	84	7.6
Herman Moore, Va.	11	13	0	13	0	2*	82	7.5
Natrone Means, UNC	10	11	10	1	0	1*	68	6.8
Terry Kirby, Va.	11	11	7	4	0	0	66	6.0
Dan DeArmas, Md.	11	0	0	0	14-18	23-23	65	5.9
Nikki Fisher, Va.	11	10	10	0	0	0	60	5.5
Dave Behrmann, WF	11	0	0	0	10-11	28-29	58	5.3

*Denotes two-point conversion

PUNTING

Player, School	NO	YDS	LP	AVG
Chris Gardockl, Clem.	53	2350	78	44.34
Scott McAlister, UNC	79	3433	62	43.46
Preston Poag, NCS	36	1440	56	40.00
Dan DeArmas, Md.	70	2762	65	39.45
Kim Sheek, WF	49	1887	52	38.51
Scott Aldredge, GaT	53	1942	54	36.66
Randy Gardner, Duke	36	1309	51	36.36

PUNT RETURNS

Player, School	NO	YDS	TD	AVG
George Coghill, WF ..	19	275	1	14.5
Jason Wallace, Va. ..	32	403	1	12.6
Ledel George, NCS ..	39	428	0	11.0
Mike Hopson, Md.	34	240	0	7.1
Randall Felton, UNC ..	28	190	1	6.8
Dexter Davis, Clem.	29	191	0	6.6
Jason McGill, GaT	27	163	0	6.0
Willie Clay, GaT	14	82	0	5.9
Eric Blount, UNC	19	111	0	5.8

INTERCEPTIONS

Player, School	NO	YDS	TD	PG
Ken Swilling, GaT	5	34	0	0.56
Dexter Davis, Clem.	6	32	1	0.54
Cookie Massey, UNC ..	5	109	1	0.45
Joe Johnson, NCS	4	53	0	0.36
George Coghill, WF	4	39	0	0.36
Willie Clay, GaT	3	82	0	0.30
Keith McMeans, Va.	3	4	0	0.30

FIELD GOALS

Player, School	NO	YDS	TD	AVG
Randy Jones, Duke ..	24	678	2	28.3
Anthony Williams, WF ..	29	740	0	25.5
Eric Blount, UNC.	25	604	0	24.2
Ledel George, NCS ..	22	480	0	21.8
Jerrold Washington, Va.	13	280	0	21.5
Larry Holmes, Va.	16	328	0	20.5
Doug Lawrence, Md. ..	23	461	0	20.0

Player, School	FGM-FGA	LG	PCT	PG
Clint Gwaltney, UNC	21-27	50	.778	1.9
Chris Gardockl, Clem. 19-24	57	.792	1.7	
Jake McInerney, Va. .	15-17	51	.882	1.4
Scott Sisson, GaT. . .	15-23	43	.652	1.4
Dan DeArmas, Md. . .	14-18	47	.778	1.3
Dave Behrmann, WF	10-11	41	.909	0.9
Randy Gardner, Duke	10-13	47	.750	0.9
Damon Hartman, NCS	9-12	56	.750	0.9

USA Today

Pts.

1	Colorado	11-1-1	1244 (30)
2	Georgia Tech	11-0-1	1237 (19)
3	Miami	10-2	1172 (1)
4	Florida St.	10-2	1094
5	Washington	10-2	1034
6	Notre Dame	9-3	1005 (1)
7	Tennessee	9-2-2	927
8	Michigan	9-3	884
9	Clemson	10-2	820
10	Texas	10-2	748
11	Penn St.	9-3	722
12	Houston	10-1	703
13	Florida	9-2	677
14	Louisville	10-1-1	674
15	Michigan St.	8-3-1	514
16	Texas A&M	9-3-1	513
17	Oklahoma	8-3	396
18	Iowa	8-4	329
19	Auburn	8-3-1	269
20	BYU	10-3	235
21	Mississippi	9-3	204
22	Southern Cal	8-4-1	201
23	Nebraska	9-3	184
24	Illinois	8-4	156
25	Virginia	8-4	152

Associated Press

Pts.

1	Colorado	11-1-1	1475 (39)
2	Georgia Tech	11-0-1	1441 (20)
3	Miami	10-2	1388 (1)
4	Florida State	10-2	1303
5	Washington	10-2	1246
6	Notre Dame	9-3	1179
7	Michigan	9-3	1025
8	Tennessee	9-2-2	993
9	Clemson	10-2	950
10	Houston	10-1	940
11	Penn St.	9-3	907
12	Texas	10-2	887
13	Florida	9-2	863
14	Louisville	10-1-1	775
15	Texas A&M	9-3-1	627
16	Michigan St.	8-3-1	610
17	Oklahoma	8-3	452
18	Iowa	8-4	370.5
19	Auburn	8-3-1	288
20	Southern Cal	8-4-1	266
21	Mississippi	9-3	253
22	BYU	10-3	246
23	Virginia	8-4	188
24	Nebraska	9-3	185
25	Illinois	8-4	146.5

TACKLE LEADERS (Top 25)

PLAYER, SCHOOL	GP	PRI	AST	TFL YDS	SCK YDS	TOT	AVG
1. Dwight HOLLIER, UNC	11	87	68	8-18	4-11	155	14.1
2. Jerrelle WILLIAMS, GaT	11	80	65	7-34	5-30	145	13.2
3. Calvin Tiggie, GaT	11	75	59	6-12	3-9	134	12.2
4. Mark ALLEN, Duke	11	54	67	4-15	1-3	121	11.0
5. Tommy THIGPEN, UNC	11	65	46	12-58	7-45	111	10.1
6. Fernandus Vinson, NCS	11	65	44	5-23	1-12	109	9.9
7. Darrell SPELLS, Duke	11	52	56	2-6	1-5	108	9.8
8. Glenn Page, Md.	11	62	40	1-1	0	102	9.3
9. Erwin SAMPSON, Duke	11	55	46	1-6	1-6	101	9.2
10. Billy Ray HAYNES, NCS	11	40	58	3-6	0	98	8.9
11. Ed MCDANIEL, Clem.	11	68	29	12-52	1-13	97	8.8
12. P.J. KILLIAN, Va.	10	53	34	5-20	1-10	87	8.7
13. Jack Bradford, Md.	10	47	34	16-75	10-59	81	8.1
14. Ken SWILLING, GaT	9	35	36	2-4	1-3	71	7.9
15. Scott Whittier, Md.	11	47	39	1-1	0	86	7.8
16. Jesse Campbell, NCS	10	53	25	5-18	1-8	78	7.8
17. Sebastian SAVAGE, NCS	11	56	29	0	0	85	7.7
18. Eric GASH, UNC	11	56	27	13-54	5-26	83	7.5
19. Michael JARMOLOWICH, Md.	11	50	32	1-2	0	82	7.5
20. Marco COLEMAN, GaT	11	48	33	19-76	13-59	81	7.4
21. Chris SLADE, Va.	10	15	59	9-65	7-53	74	7.4
22. Rondell JONES, UNC	11	50	30	1-2	0	80	7.3
23. Maurice MILLER, WF	11	48	32	3-6	0	80	7.3
24. Doug Brewster, Clem.	11	42	36	14-47	5-32	78	7.1
25. Ray FROST, NCS	10	30	41	7-27	1-10	71	7.1

QUARTERBACK SACKS


PLAYER, SCHOOL	GP	SKS	YDS
Marco COLEMAN, GaT	11	13	59
Jack Bradford, Md.	10	10	59
Mike Jones, NCS	11	10	55
Vance Hammond, Clem.	11	8	57
Chris SLADE, Va.	11	7	53
Tyler LAWRENCE, NCS	11	7	45
Chester McGLOCKTON, CL	10	6	43
Jonathan PERRY, UNC	10	6	28
Roy BARKER, UNC	11	6	39
Tryg BRODY, WF	11	6	50

TACKLES FOR LOSS

PLAYER, SCHOOL	TFL	YDS
Marco COLEMAN, GaT	19	76
Jack Bradford, Md.	16	75
Tryg BRODY, WF	15	69
Rob BODINE, Clem.	14	47
Eric GASH, UNC	13	54
Vance Hammond, Clem.	12	69
Mike JONES, NCS	12	59
Tommy THIGPEN, UNC	12	58
Ed MCDANIEL, Clem.	12	52
Greg HINES, Md.	11	73
Tyler LAWRENCE, NCS	11	68
Roy BARKER, UNC	10	51
Levon KIRKLAND, Clem.	10	30

PASSES BROKEN UP

PLAYER, SCHOOL	PBU
Joe Johnson, NCS	18
Willie CLAY, GaT	14
Tony Covington, Va.	10
Sebastian SAVAGE, NCS	10
Jesse Campbell, NCS	10
Curley DAY, GaT	10



Ed McDaniel (who really does have a head) was among the ACC Leaders in tackles and tackles for loss.

1990 ACC Football Team Statistics

United Press

			Pts.
1	Georgia Tech	11-0-1	847 (30)
2	Colorado	11-1-1	846 (27)
3	Miami	10-2	763 (2)
4	Florida St.	10-2	677
5	Washington	10-2	664
6	Notre Dame	9-3	548
7	Tennessee	9-2-2	449
8	Michigan	9-3	426
9	Clemson	10-2	420
10	Penn St.	9-3	301
11	Texas	10-2	268
12	Louisville	10-1-1	245
13	Texas A&M	9-3-1	204
14	Michigan St.	8-3-1	120
15	Virginia	8-4	65
16	Iowa	8-4	57
17	BYU	10-3	41
	Nebraska	9-3	41
19	Auburn	8-3-1	39
20	San Jose St.	9-2-1	16
21	Syracuse	7-4-2	12
22	Southern Cal	8-4-1	9
23	Mississippi	9-3	7
24	Illinois	8-4	6
25	Virginia Tech	6-5	5

Sagarin Computer Poll

1	Miami	99.08
2	Washington	95.84
3	Florida St.	95.70
4	Colorado	93.96
5	Georgia Tech	93.83
6	Clemson	92.46
7	Oklahoma	92.12
8	Michigan	89.89
9	Florida	89.66
10	Texas	89.31
11	Notre Dame	89.18
12	Virginia	89.08
13	Tennessee	88.18
14	Texas A&M	88.17
15	Penn St.	88.07
16	Houston	87.07
17	Nebraska	87.04
18	Iowa	84.68
19	Southern Cal	83.81
20	NC State	83.43
21	San Jose St.	83.42
22	Virginia Tech	82.75
23	Syracuse	82.59
24	Michigan St.	82.49
25	BYU	81.77

NY Times Computer Poll

1	Miami	1.000
2	Georgia Tech	.986
3	Colorado	.969
4	Washington	.940
5	Clemson	.931
6	FSU	.929
7	Michigan	.921
8	Florida	.905
9	Texas	.902
10	Houston	.862
11	Notre Dame	.859
12	Louisville	.851
13	Penn St.	.847
14	Tennessee	.846
15	Oklahoma	.842
16	Texas A&M	.831
17	Nebraska	.785
18	BYU	.760
19	Auburn	.755
	Michigan St.	.755

TOTAL OFFENSE

SCHOOL	PLY	YDS	PP	TD	PG
Virginia	804	5516	6.9	55	501.5
Ga. Tech	779	4334	5.6	38	394.0
Duke	783	4108	5.3	27	373.5
Clemson	815	3960	4.9	29	360.0
W. Forest	807	3830	4.8	29	348.2
Maryland	831	3784	4.6	23	344.0
N.C. State	772	3598	4.7	29	327.1
N. Carolina	756	3355	4.4	20	305.0

RUSHING OFFENSE

SCHOOL	ATT	YDS	PC	TD	PG
Virginia	520	2831	5.4	31	257.4
Clemson	623	2808	4.5	24	255.3
Ga. Tech	524	2298	4.4	24	208.9
N.C. State	511	1812	3.6	20	164.7
N. Carolina	502	1781	3.6	16	161.9
W. Forest	438	1708	3.9	17	155.3
Duke	367	1362	3.7	11	123.8
Maryland	390	1010	2.6	13	91.8

PASSING OFFENSE

SCHOOL	CM/AT	YDS	PCT	TD	PG
Maryland	238-441	2774	.540	10	252.2
Duke	233-416	2746	.560	16	249.6
Virginia	173-284	2685	.609	24	244.1
W. Forest	170-369	2122	.461	12	192.9
Ga. Tech	146-255	2036	.573	14	185.1
N.C. State	145-261	1786	.556	9	162.4
N. Carolina	128-254	1574	.504	4	143.1
Clemson	91-192	1152	.474	5	104.7

SCORING OFFENSE

SCHOOL	TD	KX	OX	FG	S	PTS	PG
Virginia	56	51	4	15	1	442	40.2
Ga. Tech	41	39	2	15	0	334	30.4
Clemson	35	30	2	19	1	304	27.5
N.C. State	33	29	0	12	2	267	24.3
W. Forest	30	29	0	12	1	247	22.5
Duke	30	28	2	10	0	240	21.8
N. Carolina	23	22	1	21	1	227	20.6
Maryland	23	23	0	14	0	203	18.5

KICKOFF RETURNS

SCHOOL	NO	YDS	LG	TD	AVG
Duke	49	1166	97	3	23.8
Ga. Tech	39	900	87	1	23.1
N. Carolina	30	679	41	0	22.6
W. Forest	40	875	98	0	21.9
Clemson	28	601	98	2	21.5
N.C. State	34	724	54	0	21.3
Maryland	49	976	34	0	19.9
Virginia	35	690	41	0	19.7

TOTAL DEFENSE

SCHOOL	PLY	YDS	PP	TD	PG
Clemson	678	2386	3.5	10	216.9
N.C. State	772	3054	4.0	17	277.6
Ga. Tech	743	3242	4.4	12	294.7
N. Carolina	837	3620	4.3	19	329.1
Maryland	803	3777	4.7	24	343.4
Virginia	794	3802	4.8	27	345.6
Duke	801	4141	5.2	35	376.5
W. Forest	820	4519	5.5	40	410.8

RUSHING DEFENSE

SCHOOL	ATT	YDS	PC	TD	PG
Clemson	369	789	2.1	5	71.7
N.C. State	434	1206	2.8	6	109.6
Ga. Tech	434	1220	2.8	7	110.9
N. Carolina	467	1349	2.9	5	122.6
Virginia	412	1520	3.7	17	138.2
Maryland	496	1597	3.2	11	145.2
Duke	559	2576	4.6	23	234.2
W. Forest	577	2590	4.5	33	235.5

PASSING DEFENSE

SCHOOL	CM/AT	YDS	PCT	TD	PG
Duke	133-240	1565	.554	12	142.3
Clemson	149-309	1597	.482	5	145.2
N.C. State	163-338	1848	.482	11	168.0
W. Forest	142-243	1929	.584	7	175.4
Ga. Tech	151-309	2022	.489	5	183.8
Maryland	168-307	2180	.547	13	198.2
N. Carolina	182-370	2271	.492	14	206.5
Virginia	195-382	2282	.510	10	207.5

SCORING DEFENSE

SCHOOL	TD	KX	OX	FG	S	PTS	PG
Clemson	11	10	0	11	0	109	9.9
N.C. State	19	14	1	10	1	162	14.7
Ga. Tech	13	9	3	24	0	165	15.0
N. Carolina	20	19	1	15	0	186	16.9
Virginia	27	25	1	5	0	204	18.5
Maryland	28	25	1	16	1	247	22.5
Duke	36	31	3	16	0	295	26.8
W. Forest	44	39	2	14	1	351	31.9

PUNT RETURNS

SCHOOL	NO	YDS	LG	TD	AVG
W. Forest	19	275	72	1	14.5
Virginia	40	522	79	1	13.1
N.C. State	44	537	64	1	12.2
Duke	21	211	46	0	10.0
Clemson	46	350	30	0	7.6
Maryland	37	252	16	0	6.8
N. Carolina	48	314	18	1	6.5
Ga. Tech	42	244	26	0	5.8

FINAL 1990 ACC STANDINGS

TEAM	CONFERENCE						OVERALL									
	W	L	T	PCT	FOR	OPP	W	L	T	PCT	FOR	OPP	HOME	ROAD	STREAK	
GEORGIA TECH	6	0	1	.929	217	124	11	0	1	.958	379	186	6-0	4-0-1	Won 6	
CLEMSON	5	2	0	.714	138	91	10	2	0	.833	333	109	6-0	3-2	Won 5	
VIRGINIA	5	2	0	.714	251	107	8	4	0	.667	464	227	4-2	4-1	Lost 3	
MARYLAND	4	3	0	.571	142	158	6	5	1	.542	237	284	3-2	3-3	Tied 1	
NORTH CAROLINA	3	3	1	.500	124	125	6	4	1	.591	227	186	4-2-1	2-2	Won 1	
N.C. STATE	3	4	0	.429	90	113	7	5	0	.583	298	189	5-1	1-4	Won 2	
DUKE	1	6	0	.143	137	216	4	7	0	.364	240	295	2-3	2-4	Lost 2	
WAKE FOREST	0	7	0	.000	99	264	3	8	0	.273	247	351	2-4	1-4	Won 1	
ACC vs. Non-Conference: 28-8-1						ACC vs. Non-ACC AP Ranked Teams: 5-3						ACC vs. Division I-A: 20-8-1				

1990 ACC BOWL RESULTS: *INDEPENDENCE Bowl*, Shreveport, La., Dec. 15 - Maryland 34, Louisiana Tech 34. *ALL-AMERICAN Bowl*, Birmingham, Ala., Dec. 28 - N.C. State 31, Southern Mississippi 27. *HALL OF FAME Bowl*, Tampa, Fla., Jan. 1 - Clemson 30, Illinois 0; *FLORIDA CITRUS Bowl*, Orlando, Fla., Jan. 1 - Georgia Tech 45, Nebraska 21. *USF&G SUGAR Bowl*, New Orleans, La., Jan. 1 - Tennessee 23, Virginia 22.

1990 ACC TEAM STATS

3RD DOWN CONVERSION OFFENSE

SCHOOL	CON	ATT	PCT
Virginia	78	153	.510
Maryland	76	187	.406
Ga. Tech	61	151	.404
Clemson	71	177	.401
Duke	64	162	.395
N.C. State	64	167	.383
Wake Forest	58	163	.356
N. Carolina	52	176	.295

NET PUNTING

SCHOOL	PT-AVG	RT-YDS	NET
N. Carolina	79-43.5	46-336	39.2
Clemson	54-43.5	31-306	37.9
Virginia	40-42.5	24-286	35.4
Wake Forest	55-38.2	33-241	33.8
N.C. State	68-37.7	35-265	33.8
Ga. Tech	53-36.7	20-155	33.7
Maryland	71-39.0	37-412	33.2
Duke	57-34.9	30-274	30.1

QUARTERBACK SACKS

SCHOOL	SACKS	YARDAGE	PG
N. Carolina	45	226	4.1
Ga. Tech	45	239	4.1
Clemson	37	233	3.4
Maryland	35	198	3.2
N.C. State	31	233	2.8
Duke	28	185	2.6
Virginia	24	164	2.2
W. Forest	20	144	1.8

TIME OF POSSESSION

SCHOOL	FOR	OPP	DIFF
Clemson	32:43	27:17	+5:26
Ga. Tech	31:39	28:21	+3:18
Virginia	31:31	28:29	+3:02
N.C. State	30:51	29:09	+1:42

Maryland	29:38	30:22	-0:44
North Carolina	28:37	31:23	-2:46
Wake Forest	27:11	32:49	-5:38
Duke	27:04	32:56	-5:52

FIRST DOWNS PER GAME

SCHOOL	RUN	PASS	PEN	TOT	AVG
Virginia	144	115	7	266	24.2
Ga. Tech	122	97	12	231	21.0
Duke	82	126	9	217	19.7
W. Forest	105	88	16	209	19.0
Maryland	86	110	12	208	18.9
Clemson	146	55	6	207	18.8
N.C. State	112	73	13	198	18.0
N. Carolina	104	65	7	176	16.0

3RD DOWN CONVERSION DEFENSE

SCHOOL	MAD	ATT	PCT
Ga. Tech	50	162	.324
Clemson	52	160	.325
Maryland	56	168	.333
N.C. State	61	176	.347
N. Carolina	71	192	.370
Virginia	66	172	.384
Duke	78	181	.431
W. Forest	77	161	.478

KICKOFF RETURN COVERAGE

SCHOOL	NO	YDS	TD	AVG
N.C. State	32	498	0	15.6
N. Carolina	44	739	0	16.8
Ga. Tech	54	1044	0	19.3
Virginia	63	1268	0	20.1
Wake Forest	42	875	1	20.8
Duke	38	821	1	21.6
Maryland	38	928	1	24.4
Clemson	47	1233	1	26.2

TURNOVER RATIO

SCHOOL	LOST	GAIN	DIF	RATIO
Ga. Tech	26	40	+14	+1.3
Clemson	17	30	+13	+1.2
N. Carolina	19	31	+12	+1.1
N.C. State	26	30	+4	+0.4
Virginia	29	29	0	0.0
Wake Forest	29	29	0	0.0
Duke	29	18	-11	-1.0
Maryland	30	17	-13	-1.2

PENALTY YARDAGE

SCHOOL	NO	YARDS	AVG
Virginia	45	354	32.2
Ga. Tech	54	397	36.1
Maryland	56	430	39.1
N.C. State	58	472	42.9
Wake Forest	63	519	47.2
Clemson	68	568	51.6
N. Carolina	60	578	52.5
Duke	74	583	53.0

FIRST DOWNS ALLOWED PER GAME

SCHOOL	RUN	PASS	PEN	TOT	AVG
Clemson	63	68	14	145	13.2
Ga. Tech	81	83	10	174	15.8
N.C. State	83	86	11	180	16.4
Maryland	100	93	10	203	18.5
Duke	133	63	10	206	18.7
Virginia	104	99	4	207	18.8
N. Carolina	86	104	20	210	19.1
W. Forest	147	84	10	241	21.9

ACC Award Winners

TIGER ALL-STARS

Clemson had nine players chosen first-team All-ACC in 1990, more than any other school. It was the third time in the last four years that Clemson had the most all-conference selections.

ACC Data, 1990

1ST TEAM ALL-ACC - OFFENSE: WR-Herman Moore, Virginia (164); WR-Barry Johnson, Maryland (112); OT-Stacy Long, Clemson (129); OT-Ray Roberts, Virginia (112); OG-Joe Siffri, Georgia Tech (145); OG-Eric Harmon, Clemson (131); C-Trevor Ryals, Virginia (123); TE-John Henry Mills, Wake Forest (89); RB-Terry Kirby, Virginia (162); RB-Ronald Williams, Clemson (133); QB-Shawn Moore, Virginia (164); PK-Chris Gardocki, Clemson (143). **DEFENSE:** DL—Vance Hammond, Clemson (135); DL-Chris Slade, Virginia (112); Rob Bodine, Clemson (83); ILB-Calvin Tiggie, Georgia Tech (106); ILB-Dwight Hollier, North Carolina (103); OLB-Marco Coleman, Georgia Tech (146); OLB-Levon Kirkland, Clemson (131); DB-Ken Swilling, Georgia Tech (143); DB-Dexter Davis, Clemson (138); DB-Jesse Campbell, N.C. State (131); DB-Willie Clay, Georgia Tech (86); P-Chris Gardocki, Clemson (121). *(number in parenthesis denotes vote total)*

2ND TEAM ALL-ACC - OFFENSE: WR—Emmett Merchant, Georgia Tech (99); WR-Marc Mays, Duke (50); OT-Kevin Donnalley, North Carolina (98); OT-Darryl Jenkins, Georgia Tech (96); OG-Jeb Flesch, Clemson (115); OG-Brian Bollinger, North Carolina (87); C-Charlie Cobb, N.C. State (69); TE-Tom Covington, Georgia Tech (63); RB-Anthony Williams, Wake Forest (65); RB-Randy Cuthbert, Duke (53); QB-Shawn Jones, Georgia Tech (76); PK-Clint Gwaltney, North Carolina (52). **DEFENSE:** DL—Joe Hall, Virginia (81); DL-Jerimiah McClary, Georgia Tech (75); DL-Mike Jones, N.C. State (72); ILB—Doug Brewster, Clemson (84); ILB-Tommy Thigpen, North Carolina (84); OLB-Eric Gash, North Carolina (70); OLB-John Johnson, Clemson (59); DB-Fernandus Vinson, N.C. State (81); DB-Tony Covington, Virginia (76); DB—Joe Johnson, N.C. State (63); DB-Jason Wallace, Virginia (45); P-Scott McAlister, North Carolina (111);

ACC PLAYER OF THE YEAR: SHAWN MOORE, QB, VIRGINIA (71.5); Herman Moore, WR, Virginia (9.5); Chris Gardocki, Clem. (1).

ACC ROOKIE OF THE YEAR: RONALD WILLIAMS, TB, CLEMSON (40); Natrone Means, North Carolina (29); Frank Wycheck, Maryland (8); Ledel George, N.C. State (4); Stanley Dorsey, Duke (1).

ACC COACH OF THE YEAR: BOBBY ROSS, GEORGIA TECH (70); Mack Brown, North Carolina (8); George Welsh, Virginia (3); Joe Krivak, Maryland (2); Dick Sheridan, N.C. State (1).

1990 ALL-ACC ACADEMIC TEAM: OFFENSE: WR-Barry Johnson, Maryland; WR-Derek Dooley, Virginia; TE-Stacy Fields, Clemson; OL—Ray Roberts, Virginia; OL-Bruce Bratton, Clemson; OL-Charlie Cobb, N.C. State; OL-Kevin Donnalley, North Carolina; OL-Robert Highsmith, Duke; QB-Billy Ray, Duke; RB—Chad Wiestling, Maryland; RB-Stefan Scotten, Georgia Tech; PK-Clint Gwaltney, North Carolina. **DEFENSE:** DL—Joe Hall, Virginia; DL-Dennis Tripp, North Carolina; DL-Rich Fleece, Maryland; DL-Alex Simakas, North Carolina; LB-Travis Pearson, Duke; LB—Dwight Hollier, North Carolina; LB-Glenn Page, Maryland; LB-Warren Belin, Wake Forest; DB-Doxie Jordan, North Carolina; DB-Buddy Omohondro, Virginia; DB-Jay Martin, Georgia Tech; P-Ed Garno, Virginia.

1990 JAMES TATUM AWARD (Top Senior Scholar-Athlete): Charlie Cobb, Graduate Student, N.C. State (4.00 Management)

1990 BRIAN PICCOLO AWARD (Most Courageous): Marc Mays, Wide Receiver, Duke

- 1990 ACC All-Americans -

KEN SWILLING

DB - Georgia Tech

1st Team - Football News, Football Writers, AP, Walter Camp, Sporting News, UPI, Kodak, Scripps Howard

HERMAN MOORE

WR - Virginia

1st Team - Football News, Football Writers, AP, Sporting News, UPI, Scripps-Howard.

STACY LONG

OT - Clemson

1st Team - Football News, Football Writers, AP, Sporting News, UPI

CHRIS GARDOCKI

PK - Clemson

2nd Team - Football News, AP, Sporting News, UPI

SHAWN MOORE

QB - Virginia

1st Team - Football Writers, Kodak

2nd Team - AP, Sporting News, UPI

3rd Team - Football News

LEVON KIRKLAND

LB -Clemson

2nd Team - AP, UPI

3rd Team - Football News

JESSE CAMPBELL

DB - N.C. State

1st Team - Football News, Sporting News


2nd Team - UPI

3rd Team - AP

MARCO COLEMAN

LB - Georgia Tech

1st Team - Scripps Howard News Service



Chris Gardocki was a consensus second-team All-American in 1990 as a placekicker.

Clemson 59, Long Beach State 0

September 1, 1990

at Clemson Memorial Stadium

Weather: 80 degrees and partly sunny Time: 2:45

AP Preseason Poll

1. Miami	10. Clemson	19. UCLA
2. Notre Dame	11. Illinois	20. Penn State
3. Florida State	12. Texas A&M	21. Washington
4. Auburn	13. Arkansas	22. Michigan St.
5. Colorado	14. Alabama	23. Oklahoma
6. Michigan	15. Virginia	24. Arizona
7. Southern Cal	16. BYU	25. West Virginia
8. Nebraska	17. Pittsburgh	
9. Tennessee	18. Ohio State	

1990 Review

Game Summary

Two head coaches served as mentors for the first time at their respective schools when Clemson met Long Beach State in Death Valley. Ken Hatfield came to Clemson after six successful years at Arkansas, while George Allen made his return to college coaching at Clemson as the head man at Long Beach State.

The Clemson defense was dominant over a 49er team that ended the season 6-5 and averaged 370 yards a game total offense. Clemson held Allen's team to -16 yards rushing and just 57 yards in total offense. Long Beach State failed to convert on their last 12 third-down conversions and crossed the 50-yard line just three times. Long Beach State never got closer than the Clemson 42-yard-line. It was the third best rushing defense for a single game in Clemson history, the best since 1941. It was also the sixth best total defense game in Tiger annals.

Arlington Nunn got things off to a great start by returning an interception 55 yards for a touchdown, the first Tiger points of the Ken Hatfield era. The Tigers also scored another touchdown via a return as Doug Thomas raced 98 yards with the second half kickoff. It was just Clemson's second kickoff return for touchdown in the last 28 seasons.

Clemson used a balanced rushing attack offensively, gaining 330 yards on the ground, including 188 yards on 34 carries by fullbacks. Howard Hall led the way with 78 yards in 10 carries, while Rodney Blunt scored two touchdowns. DeChane Cameron hit 6-8 passes for 69 yards. Clemson used running plays in its last 40 plays in an effort to keep the score at a minimum.

"Clemson's defense is not going to give up many points," said George Allen after the game. "They're linebackers are so quick. Now I know why Major Harris had such a poor game against them. They don't stay blocked. They have some linebackers who will be in the NFL some day."

Scoring Summary

Clemson	14	14	17	14	—	59
Long Beach State	0	0	0	0	—	0

Scoring Summary:

CU—Nunn 55 interception return (Gardocki Kick) 6:14, 1st	Drive
CU—Blunt 3 run (Gardocki Kick) 1:59, 1st	8-66
CU—Cameron 11 run (Gardocki Kick) 9:38, 2nd	6-33
CU—Blunt 2 run (Gardocki Kick) 1:22, 2nd	10-40
CU—Thomas 98 kickoff return (Gardocki Kick) 14:44, 3rd	
CU—Hall 1 run (Gardocki Kick) 5:18, 3rd	5-43
CU—Gardocki 23 FG 2:12, 3rd	6-30
CU—Williams 1 run (Phillips Kick) 9:53, 4th	6-45
CU—McLees 29 run (Phillips Kick) 4:57, 4th	8-62
Attendance: 74,250	

Team Statistics

	CU	LBS
First Downs	21	5
Rushing	65-330	27-(-16)
Passing	7-12-0	9-25-2
Passing Yards	88	73
Total Offense	77-418	52-57
Yds/Play	5.4	1.09
Return Yards	106	12
Fumbles	2-2	4-3
Total Turnovers	2	5
Penalties	6-30	5-27
Interceptions	2-68	0-0
Punt Returns	6-38	1-9
Kickoff Returns	1-98	8-176
Punting	2-38.0	10-36.5

	CU	LBS
Possession Time	34:30	25:30
3rd Down Conv.	9-16	1-13
Sacks by Defense	2-25	2-14

Rushing (Att-Yds-TD)

Clemson—Hall 10-78-1; Witherspoon 8-46; Ryans 7-41; Williams 6-38-1; Harris 8-35; McLees 2-32-1; Blunt 11-26-2; Caputo 5-24; Burk 3-5; Demps 1-4; Cameron 4-1-1
Long Beach State—Nash 5-19; Clark 5-10; San Jose 2-(-5); Fassett 7-(-7); Studer 3-(-15); Leslie 5-(-18)

Passing (Comp-Att-Yds-I-TD)

Clemson—Cameron 6-8-69-0-0; Moncrief 1-4-19-0-0
Long Beach State—Studer 8-19-70-1-0; San Jose 1-6-3-1-0

Receiving (Rec-Yds-TD)

Clemson—Thomas 2-48-0; Smith 2-16-0; Hall 1-12-0; Blunt 1-11-0; Harris 1-1-0
Long Beach State—Seay 3-28-0; Foster 2-22-0; Leslie 2-8-0; Nash 1-7-0; Glick 1-8-0

Interceptions (No-Yds-TD)

Clemson—Nunn 1-55-1; Mauney 1-13
Long Beach State—none

Punt Returns (No-Yds)

Clemson—Davis 4-17; O'Neal 2-21
Long Beach State—Leslie 1-9

Kickoff Returns (No-Yds)

Clemson—Thomas 1-98
Long Beach State—Leslie 7-156; Nash 1-20

Clemson Defensive Leaders:

Tackle Leaders: Bussie 7, McDaniel 6, Kirkland 5, Joye 5, Nunn 5, O'Brien 4, Simmons 4
Sacks: Hammond 1-10, McGlockton 1-15
Tackles for Loss: Nunn 2-21, Kirkland 2-3, Simmons 1-8, Buckner 1-2, Trapp 1-4, Hammond 1-10, McGlockton 1-15

ACC Players of the Week: Arlington Nunn (DB)



Nunn scored the first points of the Hatfield era on a 55-yard interception return.

Virginia 20, Clemson 7

September 8, 1990

at Charlottesville, VA

Weather: 71 degrees and cloudy Time: 3:18 (ESPN)

AP Poll (Sept. 4)

1. Miami	10. Nebraska	19. UCLA
2. Notre Dame	11. Illinois	20. Washington
3. Auburn	12. Texas A&M	21. Penn State
Florida State	13. Alabama	22. Michigan State
5. Michigan	14. Virginia	23. Oklahoma
6. Colorado	15. Arkansas	24. Houston
7. Southern Cal	16. BYU	25. West Virginia
8. Tennessee	17. Pittsburgh	
9. Clemson	18. Ohio State	

1990 Review

Game Summary

Ninth-ranked Clemson faced 14th -Virginia in the second game of the season. The Cavaliers were outstanding on defense and on special teams in defeating Clemson for the first time ever. The Tigers had a perfect 29-0 record against Virginia heading into the game that was televised by ESPN.

Clemson jumped off to a 7-0 lead in the second period by driving 80 yards in 13 plays, a drive that took 6:28 off the clock. DeChane Cameron scored on a 25-yard run to give Clemson the lead with 13:15 to go in the second period. Virginia scored two field goals in the second period, one the result of a 59-yard drive.

The second Virginia field goal was the result of a Clemson fumble by Cameron. With just over a minute to go in the half, and on a third-and-20 play, Cameron was sacked by Chris Slade and fumbled. The Cavs recovered and Jake McInerney booted a 26-yard field goal with just eight seconds to go in the half.

That gave Virginia the momentum going into halftime. The Cavs took the second half kickoff and drove 80 yards in 12 plays to take their first lead of the game. Terry Kirby scored on a four-yard run, one of just five rushing touchdowns given up by the Clemson defense all year.

Later in the quarter Jason Wallace returned a punt 79 yards to the Clemson seven-yard line. This set up a 12-yard scoring pass from Shawn Moore to Herman Moore, giving Virginia a 20-7 lead heading into the final period. Clemson drove inside the Cavalier 35 twice in the fourth period, but failed to score both times.

Clemson's defense, led by 26 tackles between Ed McDaniel and Doug Brewster, held Shawn Moore to 13-28 passing and 145 yards, his low completion percentage of the year. Virginia did gain 358 yards in total offense, the one of only three opponents all year to gain over 300 yards against the Clemson defense.

Clemson	0	7	0	0	—	7
Virginia	0	6	14	0	—	20

Scoring Summary

CU—Cameron 25 run (Gardocki Kick) 13:15, 2nd	Drive
VA—McInerney 39 FG 3:26, 2nd	10-80
VA—McInerney 26 FG :08, 2nd	11-59
VA—Kirby 4 run (McInerney Kick) 11:17, 3rd	9-14
VA—Herman Moore 12 pass from Shawn Moore	12-80
(McInerney Kick) 8:25, 3rd	2-7
Attendance: 46,800	

Team Statistics

	CU	VA
First Downs	18	19
Rushing	46-181	42-213
Passing	12-31-0	13-28-0
Passing Yards	123	145
Total Offense	77-304	70-358
Yds/Play	3.95	5.1
Return Yards	19	103
Fumbles	1-1	2-1
Total Turnovers	1	1
Penalties	3-32	5-35
Interceptions	0-0	0-0
Punt Returns	3-19	5-103
Kickoff Returns	5-74	2-29
Punting	7-47.1	7-40.6
Possession Time	30:15	29:45
3rd Down Conv.	7-19	5-14
Sacks by Defense	1-7	2-11

Rushing (Att-Yds-TD)

Clemson—Blunt 18-56; Cameron 15-50-1; Hall 10-43; Thomas 1-19; Ryans 1-11; Kennedy 1-2
Virginia—Fisher 8-70; S. Moore 10-54; Kirby 18-49-1; Tomlin 1-23; Steele 4-15; Seeney 1-2

Passing (Comp-Att-Yds-I-TD)

Clemson—Cameron 12-31-123-0-0
Virginia—Shawn Moore 13-28-145-0-1

Receiving (Rec-Yds-TD)

Clemson—Smith 3-54; Thomas 2-24; Jason Davis 2-23; Ryans 2-9; Fields 2-11; Blunt 1-2
Virginia—Herman Moore 4-49-1; McGonigal 4-46; Dooley 3-26; Tomlin 1-15; Kirby 1-9

Punt Returns (Att-Yds)

Clemson—Dexter Davis 2-18; O'Neal 1-1
Virginia—Wallace 5-103

Kickoff Returns (Att-Yds)

Clemson—Thomas 3-40; Geter 2-34
Virginia—Lewis 1-20; Kirby 1-9

Clemson Defensive Leaders

Tackle Leaders: McDaniel 14, Brewster 12, Hammond 7, McGlockton 7, Nunn 6, Bodine 6, O'Neal 5, Sheppard 5, Buckner 5
Sacks: Bodine 1-7
Tackles for Loss: Sheppard 2-4, McDaniel 1-1, Brewster 1-2, Hammond 1-3, Bodine 1-7, Buckner 1-1, Simmons 1-2, Jackson 1-1, David Davis 1-1
PBUs: Dexter Davis 2, Geter 1, McDaniel 1



Clemson's defense held All-American Shawn Moore to 145 yards passing and 13-28 accuracy.

Clemson 18, Maryland 17

September 15, 1990

At Baltimore Memorial Stadium

Weather: 80 degrees, sunny, winds 11 mph Time: 2:51

AP Poll (Sept. 11)

1. Notre Dame	10. Miami	19. Michigan State
2. Auburn	11. Virginia	20. Arizona
3. Florida State	12. Texas A&M	21. Illinois
4. Michigan	13. Pittsburgh	22. Washington
5. BYU	14. Oklahoma	23. Texas
6. Southern Cal	15. Arkansas	24. Florida
7. Tennessee	16. Clemson	25. Arizona State
8. Nebraska	17. Ohio State	
9. Colorado	18. Houston	

1990 Review

Game Summary:

In what Coach Hatfield would later call the most important victory of the season, Clemson defeated Maryland in Baltimore, 18-17. It was Clemson's first win ever at Memorial Stadium. Clemson used a safety to help it to the one-point win, ironically, the last time Clemson had scored a safety came in Clemson's last one-point win, a 21-20 victory over Georgia in 1987.

Clemson took a 3-0 lead on a 53-yard field goal by Chris Gardocki, the longest of his career at the time, quite an accomplishment considering he booted the ball off the Baltimore Orioles infield. Maryland struck back in the second period behind the passing of Scott Zolak, who threw for 155 yards against Clemson's defense in the first half. Zolak hit George Thomas with a 43-yard TD pass.

Clemson took a 10-7 lead in the second period when Doug Thomas ran a kickoff back 98 yards for a touchdown for the second time in 1990. He became the first Tiger in history to return two kickoffs for touchdown in the same season and career. He did it in a three-game period.


Clemson's defense held Maryland to just 63 yards in total offense in the second half and just one field goal. The only scoring in the third period came on a safety when the center snapped the ball over Zolak's head into the endzone. Maryland made it 17-12 with 10:25 to go in the game when Dan DeArmas booted a 39-yard field goal.

Clemson's winning touchdown drive took place in the middle of the fourth period. DeChane Cameron, who had one of his best days at Clemson hitting 14-25 passes for 163 yards, took the Tigers 68 yards in 8 plays.

The big play of the drive was a 37-yard pass to Thomas on a third-and-seven play. It brought the ball to the Maryland 28. Five plays later, again on third-and-seven, Cameron hit fullback Rudy Harris with an 11-yard scoring pass in the flat. It was the first touchdown reception by a Clemson fullback in 18 years.

On Maryland's last drive Zolak drove Maryland to their own 45. On third-and-10, Dexter Davis intercepted for the Tigers for the second time in the game. Clemson then ran out the final 2:23. Davis was a star on defense for the Tigers with the two interceptions and five tackles. Rob Bodine had a career high 12 tackles in 59 plays and also had a quarterback sack.

Clemson	3	7	2	6	—	18
Maryland	0	14	0	3	—	17



Rudy Harris scored the game winner on an 11-yard TD pass in the fourth quarter from DeChane Cameron. It was the first TD reception by a Clemson fullback in 18 years.

Scoring Summary

	Drive
CU—Gardocki 53 FG 6:18, 1st	11-29
MD—Thomas 43 pass from Zolak (DeArmas Kick) 9:00, 2nd	7-79
CU—Thomas 98 kickoff return (Gardocki Kick) 8:48, 2nd	
MD—Jackson 1 run (DeArmas Kick) 3:55, 2nd	11-64
CU—Safety, Center Snap to endzone 5:20, 3rd	
MD—DeArmas 39 FG 10:25, 4th	5-29
CU—Harris 11 pass from Cameron (Pass Failed) 7:59, 4th	8-68
Attendance: 39,255	

Team Statistics

	CU	MD
First Downs	16	17
Rushing	48-117	29-46
Passing	14-25-0	18-43-3
Passing Yards	164	266
Total Offense	73-281	72-312
Yds/Play	3.8	4.3
Return Yards	78	18
Fumbles	4-1	0-0
Total Turnovers	1	3
Penalties	9-76	6-50
Interceptions	3-10	0-0
Punt Returns	4-69	4-15
Kickoff Returns	3-131	4-89
Punting	6-35.0	6-41.7
Possession Time	31:28	28:32
3rd Down Conv.	5-16	7-16
Sacks by Defense	1-7	1-8

Rushing (Att-Yds-TD)

Clemson—Hall 15-47; Williams 8-37; Kennedy 7-33; Harris 2-3; Thomas 1-2; Blunt 6-1; Cameron 9-(-6)

Maryland—Calvin 11-38; Hanes 1-18; Jackson 11-16-1; Mason 2-1; Zolak 3-(-6)

Passing (Com-Att-Yds-I-TD)

Clemson—Cameron 14-25-164-0-1

Maryland—Zolak 18-43-266-3-1

Receiving (Rec-Yds-TD)

Clemson—Smith 9-84; Thomas 3-64; Harris 1-11-1; Blunt 1-0

Maryland—Wychek 7-46; Johnson 4-90; Thomas 2-73-1; Badgett 2-22; Boehly 1-21; Wiestling 1-9; Glenn 1-5

Interceptions (No-Yds)

Clemson—Dexter Davis 2-2; Henderson 1-8

Punt Returns (No-Yds)

Clemson—Dexter Davis 3-65, O'Neal 1-4

Maryland—Hopson 4-15

Kickoff Returns (No-Yds)

Clemson—Thomas 1-98, Geter 2-33

Maryland—Lawrence 3-60, Vaughan 1-29

Clemson Defensive Leaders

Tackles: Bodine 12, Brewster 8, Hammond 5, McGlockton 5, McDaniel 5, Dexter Davis 5, Robert O'Neal 5

Sacks: Bodine 1-7

Tackles For Loss: Bodine 1-7, Hammond 1-3, McGlockton 1-4, Johnson 1-3, Kirkland 1-1

ACC Players of the Week: Dexter Davis (DB), Eric Harmon (OL), Terry Smith (Rookie), Doug Thomas (Specialist)

Clemson 48, Appalachian State 0

September 22, 1990

at Clemson Memorial Stadium

Weather: 75 degrees and sunny Time: 2:39

AP Poll (Sept. 11)

1. Notre Dame	10. Virginia	19. Florida
2. Florida State	11. Oklahoma	20. Colorado
3. Auburn	12. Texas A&M	21. Washington
4. BYU	13. Arkansas	22. Texas
5. Southern Cal	14. Houston	23. Arizona State
6. Tennessee	15. Illinois	24. Michigan State
7. Michigan	16. Ohio State	25. Pittsburgh
8. Nebraska	17. Clemson	
9. Miami	18. Arizona	

1990 Review

Game Summary:

Clemson saw the emergence of two freshmen running backs in a 48-0 win over Appalachian State. First-year freshmen Derrick Witherspoon and Ronald Williams combined for 306 yards rushing in just 24 attempts to pace the Tiger offense to 389 yards rushing. It was the most rushing yards in a game by the Tigers since 1987.

Williams gained 183 yards, tying him with Terry Allen for the second best rushing day ever by a Clemson freshman. Williams also scored three touchdowns, the first first-year freshman in Clemson history to score that many TDs in a game. Witherspoon ran for 123 yards, 81 on one run. His fourth period run on the first Clemson play of the fourth period was the longest by a Clemson player in Death Valley since 1950.

Chris Gardocki opened the scoring for the Tigers with a 57-yard field goal, a distance that tied the all-time ACC record. He joined Obed Ariri as the only Tigers and ACC players to boot a 57-yard field goal. Gardocki also had a career best 66-yard punt and had a 42.5 average for the day.

Rob Bodine moved further to the forefront defensively. The junior middle guard who came to Clemson as a walk-on from North Dakota had 10 tackles, a sack and three tackles behind the line of scrimmage. It gave Bodine back to back double figure tackle days for the first time in his career.

Kenzil Jackson and Vance Hammond also played well with 15 tackles between them. The Clemson defense racked up its second straight shutout at home behind five sacks and holding the Mountaineers to just 121 yards total offense.

Appalachian State coach Jerry Moore said after the game, "Clemson made the big plays all afternoon. Our defense held them and Gardocki kicks a 57-yard field goal. We force a third-and-long and Cameron hits Ryans with a 40-yard TD. And, there was the 81-yard run by Witherspoon."

Clemson	17	0	10	21	—	48
Appalachian St	0	0	0	0	—	0

Scoring Summary

CU—Gardocki 57 FG 10:26, 1st	Drive 7-38
CU—Ryans 40 pass from Cameron (Gardocki Kick) 8:20, 1st	5-63
CU—Williams 4 run (Gardocki Kick) 6:31, 1st	6-62
CU—Williams 7 run (Gardocki Kick) 13:19, 3rd	7-65
CU—Gardocki 24 FG 11:23, 3rd	4-4
CU—Witherspoon 81 run (Gardocki Kick) 13:49, 4th	1-81
CU—Williams 38 run (Gardocki Kick) 10:41, 4th	3-44
CU—Caputo 1 run (Gardocki Kick) 5:10, 4th	1-1
Attendance: 77,716	

Team Statistics

	CU	AS
First Downs	15	10
Rushing	53-389	42-31
Passing	4-16-0	11-28-1
Passing Yards	104	90
Total Offense	69-493	70-121
Yds/Play	7.1	1.7
Return Yards	34	6
Fumbles	4-1	5-4
Total Turnovers	1	5
Penalties	7-74	3-25
Interceptions	1-0	0-0
Punt Returns	6-34	3-6
Kickoff Returns	1-28	7-131
Punting	6-41.7	11-38.9
Possession Time	27:02	32:58
3rd Down Conv.	5-15	6-20
Sacks by Defense	6-44	2-12

Rushing (Att-Yds-TD)

Clemson—Williams 14-183-3; Witherspoon 10-123-1; Caputo 6-24-1; Hall 5-21; Cameron 9-19; Demps 2-10; Lawrence 3-6; Eaves 1-3; Harris 1-2; Moncrief 2-(-2)

Appalachian State—Reaves 23-60; J. Smith 2-20; Ellis 3-7; Dudan 1-1; Noland 2-1; Styron 1-(-13); Campbell 10-(-45)

Passing (Com-Att-Yds-I-TD)

Clemson—Cameron 4-13-104-0-1; Moncrief 0-3-0-0-0

Appalachian State—Campbell 9-24-74-1-0; Noland 2-4-16-0-0

Receiving (Rec-Yds-TD)

Clemson—Smith 2-67; Ryans 1-40-1; Witherspoon 1-(-3)

Appalachian State—Ellis 4-34; A. Smith 3-14; J. Smith 2-24; Brown 2-18

Interceptions (No-Yds)

Clemson—Dexter Davis 1-0

Appalachian State—none

Punt Returns (No-Yds)

Clemson—Dexter Davis 6-34

Appalachian State—J. Smith 3-6

Kickoff Returns (No-Yds)

Clemson—Ryans 1-28

Appalachian State—J. Smith 3-60; Styron 2-42; Ellis 1-17; Reaves 1-12

Clemson Defensive Leaders

Tackles: Bodine 10, Jackson 8, Hammond 7, Brewster 6, O'Neal 5, McDaniel 5, Simpson 5

Sacks: Bodine 1-5, Hammond 1-12, Simpson 1-2, Wilson 1-1, Bussie 1-5, McDaniel 1-19

Tackles for Loss: Bodine 3-8, Hammond 1-12, McDaniel 1-19, Simpson 1-2, Richard 1-13, Simmons 1-2, Wilson 1-1, David Davis 1-2, O'Brien 1-3, Bussie 1-5, Sheppard 1-3, Brown 1-1

PBUs: Calhoun, Mouzon, Trapp



Larry Ryans caught a 40-yard TD pass from DeChane Cameron that broke the Appalachian State game open.

Clemson 26, Duke 7

September 29, 1990

At Clemson Memorial Stadium

Weather: 70 degrees and partly cloudy Time: 2:53 (ACC TV)

AP Poll (Sept. 25)

1. Notre Dame	10. Miami	19. Clemson
2. Florida State	11. Texas A&M	20. Colorado
3. Auburn	12. Washington	21. Arizona State
4. BYU	13. Houston	22. Michigan State
5. Tennessee	14. Illinois	23. Arkansas
6. Michigan	15. Ohio State	24. Fresno State
7. Virginia	16. Arizona	25. South Carolina
8. Nebraska	17. Florida	
9. Oklahoma	18. Southern Cal	

1990 Review

Game Summary:

DeChane Cameron became the first Clemson quarterback in nine years to lead Clemson in rushing and the Tiger defense shut out its third straight opponent in Death Valley in a 26-7 victory over Duke. The Homecoming triumph gained revenge for last year's 21-17 Tiger loss at Duke, a game that knocked Clemson out of the undefeated ranks and out of the Top 10.

Clemson had another fine rushing game, its third game of the season over the 300-yard mark. Cameron gained 84 yards in 14 attempts, scored a touchdown and became the first Tiger QB since Homer Jordan against N.C. State in 1981 to pace the Tigers in rushing. Rudy Harris was the top fullback rusher with 11 attempts for a season high 75 yards, while Ronald Williams led the tailbacks with 70 yards in 15 attempts.

Clemson took a 10-0 halftime lead on a 20-yard TD pass from Cameron to freshman Terry Smith, and a 51-yard field goal by Chris Gardocki. The boot was Gardocki's third over 50 yards this season and it put him in a tie with Donald Igwebuike for the Clemson career record for field goals of 50 yards or more.

Cameron put the game out of reach with a two-yard TD run and a three-yard scoring pass to Harris, the second TD reception for the Clemson fullback on the season. Gardocki added a 37-yard field goal and also averaged 50.5 yards a punt.

The Clemson defense held Duke to 72 yards rushing, including only 15 by returning All-ACC running back Randy Cuthbert. Duke's only score came on a 78-yard kickoff return by Leroy Gallman, the only TD surrendered by the Clemson defense in the first five home games of the season.

"The key play of the game was Dexter Davis's interception in the endzone," said Clemson coach Ken Hatfield. "If Duke scored there it would have given them a tremendous lift and momentum. Dexter read the coverage and just made a great diving interception."

Clemson	0	10	10	6	—	26
Duke	0	0	0	7	—	7

Scoring Summary

CU—Smith 20 pass from Cameron (Gardocki Kick) 14:00, 2nd
CU—Gardocki 51 FG :15, 2nd
CU—Cameron 2 run (Gardocki Kick) 10:09, 3rd
CU—Gardocki 37 FG 1:26, 3rd
CU—Harris 3 pass from Cameron (Run failed) 10:50, 4th
DU—Gallman 78 kickoff return (Gardner Kick) 1:28, 4th
Attendance: 81,066

Drive

8-80
14-55
10-75
11-53
9-59

Team Statistics

	CU	DU
First Downs	22	15
Rushing	59-345	27-72
Passing	6-12-1	15-30-2
Passing Yards	66	146
Total Offense	71-411	57-218
Yds/Play	5.8	3.8
Return Yards	21	22
Fumbles	2-1	2-0
Total Turnovers	2	2
Penalties	4-18	6-40
Interceptions	2-0	1-3
Punt Returns	4-21	2-19
Kickoff Returns	1-13	4-160
Punting	2-50.5	6-34.0
Possession Time	33:54	26:06
3rd Down Conv.	9-15	8-15
Sacks by Defense	2-13	0-0

Rushing (Att-Yds-TD)

Clemson—Cameron 14-84-1; Harris 11-75; Williams 15-70; Kennedy 6-36; Ryans 1-33; Witherspoon 5-23; Moncrief 4-14; Caputo 3-10
Duke—D. Brown 11-22; Cuthbert 8-15; Dyer 3-15; Gallman 2-14; C. Brown 3-6

Passing (Comp-Att-Yds-I-TD)

Clemson—Cameron 5-11-56-1-2; Moncrief 1-1-10-0-0
Duke—Brown 15-30-146-2-0

Receiving (Rec-Yds-TD)

Clemson—Fields 3-33; Smith 2-30-1; Harris 1-3-1
Duke—Mays 4-51; W. Jones 4-40; Breedlove 3-26; Shaw 2-11; Cuthbert 1-9; Clements 1-9

Interceptions (No-Yds)

Clemson—Dexter Davis 1-0; Simmons 1-0
Duke—DuBose 1-3

Punt Returns (No-Yds)

Clemson—Dexter Davis 4-21
Duke—Breedlove 1-12; W. Jones 1-7

Kickoff Return (No-Yds)

Clemson—Geter 1-13
Duke—Gallman 1-78-1; R. Jones 3-82


Clemson Defensive Leaders:

Tackles: Brewster 9, McGlockton 7, Bodine 6, Nunn 5, Henderson 5, Richard 5, McDaniel 5

Sacks: Brewster 1-4, David Davis 1-9

PBUs: Henderson 2, Neal 1, Kirkland 1, Dexter Davis 1, Geter 1

Tackles for Loss: Brewster 3-13, Sheppard 1-4, Kirkland 1-3, David Davis 1-9



Wayne Simmons pass interception contributed to another outstanding defensive effort as Clemson avenged its 1989 loss to Duke.

Clemson 34, Georgia 3

October 6, 1990

At Clemson Memorial Stadium

Weather: Sunny and 76 degrees Time: 2:45 (Pay-Per-View)

AP Poll (Oct. 2)		
1. Notre Dame	10. Florida	19. Texas A&M
2. Florida State	11. BYU	20. Ohio State
3. Michigan	12. Colorado	21. Arkansas
4. Virginia	13. Houston	22. Oregon
5. Auburn	14. Illinois	23. Georgia Tech
6. Tennessee	15. Southern Cal	24. Fresno State
7. Oklahoma	16. Clemson	25. Arizona
8. Nebraska	17. Washington	
9. Miami	18. Michigan State	

1990 Review

Game Summary:

Nine of the previous 11 meetings between Clemson and Georgia had been decided by a touchdown or less. But, the Clemson defense and a freshman running back saw to it that the Tigers would gain a 31-point victory, the largest margin of victory for Clemson in the series since 1905.

The Bulldogs did not penetrate the Clemson 25-yard line on this Spirit Blitz Day at Clemson, and Georgia's only score came as the result of a -6 yard drive after a Clemson fumble deep in Tiger territory. Georgia gained just 131 yards in total offense and it was Georgia's worst margin of defeat against anyone in 13 years.

Ed McDaniel had a big game for Clemson with 10 tackles, while Doug Brewster, a native of Athens, had nine tackles, two tackles for loss and the first blocked punt of his career. It was also the first blocked punt against Georgia in six years. John Johnson, also a native of Georgia, had four tackles and a tackle for loss.

Offensively, freshman Ronald Williams raced 51 yards for Clemson's first touchdown of the game. He finished the day with 128 yards and two TDs in pacing Clemson to a 341-yard rushing day, Clemson's fourth 300-yard day of the season. Rudy Harris had a fine game with 64 yards in 17 attempts as Clemson moved into the top 10 in the nation in rushing. Outland Trophy Finalist Stacy Long was the leader of the offensive line as he graded out 87 percent in his best day of the season. Long was named ACC Player of the Week for his performance.

Chris Gardocki was named ACC Specialist of the week as he tied a Clemson record with four field goals and he averaged 42.3 yards a boot on six punts. It was the 17th time Gardocki had a multiple field goal game for the Tigers.

Clemson controlled the clock for 35 minutes, while Georgia had it for just 25 minutes and converted just one of 13 third-down situations.

Clemson	10	3	3	18	—	34
Georgia	0	0	3	0	—	3

Scoring Summary

CU—Gardocki 47 FG 11:28, 1st	Drive 4-7
CU—Williams 51 run (Gardocki Kick) 10:01, 1st	1-51
CU—Gardocki 25 FG 7:43, 2nd	6-20
CU—Gardocki 30 FG 9:08, 3rd	13-67
GA—Kasay 48 FG :14, 3rd	4-(-6)
CU—Gardocki 25 FG 9:09, 4th	13-72
CU—Williams 5 run (Williams run) 5:59, 4th	7-45
CU—Blunt 26 run (Phillips Kick) 1:24, 4th	7-54
Attendance: 83,127	

Team Statistics

	CU	GA
First Downs	22	8
Rushing	66-341	30-81
Passing	5-10-0	7-23-2
Passing Yards	55	50
Total Offense	76-396	53-131
Yds/Play	5.2	2.5
Return Yards	28	27
Fumbles	1-1	1-0
Total Turnovers	1	2
Penalties	4-35	8-58
Interceptions	2-0	0-0
Punt Returns	6-26	5-22
Kickoff Returns	0-0	5-119
Punting	6-42.3	11-36.5
Possession Time	35:00	25:00
3rd Down Conv.	4-15	1-13
Sacks by Defense	3-13	3-4

Rushing (Att-Yds-TD)

Clemson—Williams 23-128-2; Harris 17-64; Kennedy 5-46; Blunt 3-36-1; Cameron 10-31; Witherspoon 4-12; Moncrief 2-11; Ryans 1-9; Caputo 1-4

Georgia—Hearst 11-51; Ware 8-22; Strong 5-17; Ellis 2-12; P. Jones 1-(-4); Maxwell 1-(-8); Talley 2-(-9)

Passing (Com-Att-Yds-I-TD)

Clemson—Cameron 5-10-55-0-0

Georgia—Talley 5-11-40-0-0; P. Jones 2-12-10-2-0

Receiving (Rec-Yds-TD)

Clemson—Smith 3-39; Ryans 2-16

Georgia—Hastings 3-21; Broom 2-12; D. Evans 1-10; Brandon 1-7

Interception Returns (No-Yds)

Clemson—Dexter Davis 1-0; Brown 1-0

Punt Returns (No-Yds)

Clemson—Dexter Davis 4-(-2); Brewster 1-16; O'Neal 1-10; Belton 0-4

Georgia—Carswell 5-22

Kickoff Returns (No-Yds)

Georgia—Hastings 3-76; Wilson 2-43

Clemson Defensive Leaders


Tackles: McDaniel 10, Brewster 9, Geter 6, O'Neal 6, Hammond 6, Nunn 5, Scott 5

Sacks: Hammond 1-4, McGlockton 1-5, Buckner 1-4

Tackles for Loss: Brewster 2-3, McDaniel 1-2, Hammond 1-4, Bodine 1-4, McGlockton 1-5, Johnson 1-8, Buckner 1-4, Sheppard 1-1

PBUs: Kirkland 2, O'Neal 2, Henderson 1, Dexter Davis 1

ACC Players of the Week: Stacy Long (OL), Chris Gardocki (Specialist)



Brewster had the first blocked punt of his career against the school based in his hometown.

Georgia Tech 21, Clemson 19

October 13, 1990

At Bobby Dodd Stadium

Weather: Overcast and 68 degrees Time: 3:10 (ACC TV)

AP Poll (Oct. 9)

1. Michigan	10. Florida State	19. Oregon
2. Virginia	11. Illinois	20. Texas A&M
3. Miami	12. Houston	21. Arizona
4. Oklahoma	13. BYU	22. Indiana
5. Tennessee	14. Colorado	23. Wyoming
6. Auburn	15. Clemson	24. Mississippi
7. Nebraska	16. Southern Cal	25. Iowa
8. Notre Dame	17. Washington	
9. Florida	18. Georgia Tech	

1990 Review

Game Summary:

The Clemson-Georgia Tech game figured to be a single-digit scoring game for both teams. The Yellow Jackets and Tigers were both ranked in the top five in the nation in all four defensive categories heading into the game. Clemson won the statistical battle, but Georgia Tech won the game. It reminded many of another Clemson game in the state of Georgia 10 years previously when Clemson outgained Georgia by nearly 200 yards, yet lost the game by four points.

Clemson's offensive line was outstanding in this battle of two teams that would end the regular season ranked in the top 15 in the nation. Clemson gained 290 yards on the ground against the Yellow Jackets, including 230 in the second half. The Tigers had the ball over 38 minutes and outgained Georgia Tech 343-218. Clemson had 21 first downs to just nine for Georgia Tech. It was the first time since 1976 that Clemson had gained that much rushing yardage, yet failed to win the game. Clemson had 58 plays in the second half, most ever by a Clemson team for one half.

Georgia Tech took an early 14-0 lead behind the passing of Shawn Jones, who hit 10-14 passes in the first half. Georgia Tech scored on a 72-yard drive in the first period, then scored again on a Shawn Jones pass after a DeChane Cameron fumble was covered at the Tiger 13.

Clemson battled back behind Chris Gardocki and the Tiger offensive line. Gardocki booted four field goals on the day, had a fifth hit the crossbar from 53 yards out, and he brought Clemson to within 14-9. But, after a 44-yard Gardocki field goal, Kevin Tisdale, who did not even have a bio in the Tech press guide, raced 87 yards with the ensuing kickoff. Tech scored on a five-yard run by Edwards and had a 21-12 lead.

Clemson then scored on a DeChane Cameron three-yard run behind Stacy Long and the Tigers were within two points. Clemson got the ball back and drove to the Tech 43, but Gardocki's 60-yard field goal attempt with a minute left was five yards short and Tech held on for the win.

Ronald Williams led Clemson with 108 yards on 17 attempts, while Derrick Witherspoon, Rudy Harris and Tony Kennedy all had at least 40.

Georgia Tech	14	0	0	7	—	21
Clemson	3	0	6	10	—	19

Scoring Summary

GT—Merchant 22 pass from Jones (Sisson Kick) 7:12, 1st	Drive	6-72
GT—Lester 17 pass from Jones (Sisson Kick) 5:23, 1st		2-13
CU—Gardocki 38 FG 2:27, 1st		8-52



Ronald Williams gained 108 of Clemson's 290 rushing yards at Georgia Tech.

CU—Gardocki 20 FG 7:23, 3rd	17-71
CU—Gardocki 45 FG 1:39, 3rd	10-41
CU—Gardocki 44 FG 14:48, 4th	6-11
GT—Edwards 5 run (Sisson Kick) 13:53, 4th	3-13
CU—Cameron 3 run (Gardocki Kick) 3:27, 4th	7-41
Attendance: 46,066	

Team Statistics

	CU	GT
First Downs	21	9
Rushing	75-290	32-74
Passing	3-14-1	10-17-1
Passing Yards	53	144
Total Offense	89-343	49-218
Yds/Play	3.9	4.5
Return Yards	45	33
Fumbles	2-1	1-1
Total Turnovers	2	2
Penalties	5-35	5-25
Interceptions	1-10	1-0
Punt Returns	4-35	3-32
Kickoff Returns	3-65	4-171
Punting	4-39.8	7-34.0
Possession Time	38:10	21:50
3rd Down Conv.	4-11	6-19
Sacks by Defense	1-7	0-0

Rushing (Att-Yds-TD)

Clemson—Williams 17-108; Witherspoon 13-50; Harris 15-47; Kennedy 12-44; Cameron 12-33-1; Blunt 5-17; Ryans 1-(-9)
Georgia Tech—Edwards 14-42-1; Bell 3-18; Jones 8-11; Lawson 1-8; Scotton 3-2; Wright 2-(-3); Gilchrist 1-(-4)

Passing (Com-Att-Yds-I-TD)

Clemson—Cameron 3-14-53-1-0
Georgia Tech—Jones 10-17-144-1-2

Receiving (Rec-Yds-TD)

Clemson—Thomas 2-37; Fields 1-16
Georgia Tech—Edwards 3-54; Lester 2-30-1; Merchant 2-26-1; Scotton 2-24; Gilchrist 1-10

Interceptions (No-Yds)

Clemson—McDaniels 1-10
Georgia Tech—Holmes 1-0

Punt Returns (No-Yds)

Clemson—O'Neal 3-20; Henderson 1-15
Georgia Tech—Clay 3-32

Kickoff Returns (No-Yds)

Clemson—Ryans 2-43; Thomas 1-20
Georgia Tech—Tisdale 3-140; Swilling 1-31

Clemson Defensive Leaders

Tackles: McDaniel 10, Brewster 9, Geter 6, O'Neal 6, Hammond 6, Nunn 5, Scott 5
Sacks: Hammond 1-7
Tackles for Loss: McDaniel 3-6, Kirkland 3-4, Hammond 2-6, Bodine 2-4, O'Neal 1-3, Sheppard 1-2, O'Brien 1-1
PBUs: O'Neal 2, Kirkland 2, Dexter Davis 1, Henderson 1

ACC Player of the Week: Stacy Long (OL), Chris Gardocki (Specialist)

Clemson 24, N.C. State 17

October 20, 1990

At Carter-Finley Stadium

Weather: Sunny and 60 degrees Time: 3:15 (ACC TV)

AP Poll (Oct. 16)

1. Virginia	10. Michigan	19. Texas
2. Miami	11. Georgia Tech	20. Indiana
3. Tennessee	12. BYU	21. Wyoming
4. Nebraska	13. Washington	22. Clemson
5. Auburn	14. Colorado	23. Iowa
6. Notre Dame	15. Southern Cal	24. Michigan State
7. Florida State	16. Oklahoma	25. Texas A&M
8. Illinois	17. Florida	
9. Houston	18. Mississippi	

1990 Review

Game Summary

For the second straight week the Clemson defense gave up two touchdowns in the first quarter, then closed the door the rest of the game. The only difference was the final outcome, as Clemson won in Raleigh for the first time since 1984.

Charles Davenport scored two first-period TDs for the Pack, one on a reception and one on a run. It was Davenport's first game as a starting wide receiver after having served as a quarterback previously.

An NCAA rule change, adopted for the first time in 1990, worked to Clemson's advantage in the second period. Dexter Davis recovered a fumble by Greg Mainor and returned it 52 yards for a score. It was a big momentum play for the Tigers, who trailed 14-9 at the half. N.C. State gained just 135 yards after that play.


Clemson took the lead in the third on a 14-yard pass from Cameron to Smith, who became Clemson's freshman record holder for receptions and reception yardage on this day. A field goal by Damon Hartman tied the score at 17 heading into the fourth period.

Clemson's defense then created the winning play for the Tigers. Vance Hammond sacked Terry Jordan at the N.C. State six yard line and Doug Brewster recovered. Howard Hall then ran in from one yard out to give Clemson the 24-17 victory. Shane Scott recovered the ensuing kickoff and Clemson ran out the clock.

DeChane Cameron hit 14-26 passes and finished with a season high 182 yards passing. It was an unusual game for Clemson offensively as the Tigers had more passing yardage than rushing yardage. Meanwhile, Terry Jordan completed 22 of 26 passes, a completion percentage record against the Tigers (min 20 attempts). The Wolfpack were the only team over the last eight games to gain at least 300 yards in total offensive against the Tigers.

Hammond had 11 tackles, including two for loss, while Ed McDaniel had 13 stops, caused two fumbles and had three tackles for loss to lead the Clemson defense. Ronald Williams gained 95 yards on the ground, 71 of which took place in the fourth quarter. Chris Gardocki showed his versatility this day by having his best day of the season to date as a punter. He averaged 48.6 yards a boot on six punts and had three punts over 50 and three punts inside the 20.

N.C. State	14	0	3	0	—	17
Clemson	3	6	8	7	—	24



#45 Howard Hall scored the winning TD, while DeChane Cameron completed 14 passes in the victory over N.C. State.

Scoring Summary

CU—Gardocki 38 FG 10:11, 1st	Drive	12-59
NCS—Davenport 60 pass from Jordan (Hartmon Kick) 7:43, 1st		6-75
NCS—Davenport 19 run (Hartmon Kick) 1:27, 1st		9-86
CU—Dexter Davis 52 fumble return (pass failed)		
CU—Smith 14 pass from Cameron (Cameron run)		8-72
NCS—Hartmon 22 FG 2:20, 3rd		4-13
CU—Hall 1 run (Gardocki Kick) 3:12, 4th		2-6
Attendance: 46,500		

Team Statistics

	CU	NCS
First Downs	20	20
Rushing	48-144	40-107
Passing	14-26-0	22-26-0
Passing Yards	182	221
Total Offense	74-326	66-328
Yds/Play	4.4	4.9
Return Yards	54	23
Fumbles	3-3	4-4
Total Turnovers	3	4
Penalties	12-113	7-49
Interceptions	0-0	0-0
Fumble Returns	1-52	0-0
Punt Returns	2-2	2-23
Kickoff Returns	4-48	4-93
Punting	6-48.6	6-32.2
Possession Time	28:17	31:43
3rd Down Conv.	5-15	4-12
Sacks by Defense	3-26	3-14

Rushing (Att-Yds-TD)

Clemson—Williams 26-95; Kennedy 8-18; Cameron 8-15; Ryans 1-6; Hall 3-5-1; Blunt 2-5

N.C. State—George 5-26; Shaw 8-26; Manior 9-23; Davenport 1-19-1; Cotton 1-14; Downs 8-8; Jackson 2-(-2); Jordan 6-(-7)

Passing (Com-Att-Yds-I-TD)

Clemson—Cameron 14-26-182-0-1

N.C. State—Jordan 22-26-221-0-1

Receiving (Rec-Yds-TD)

Clemson—Smith 5-63-1; Thomas 3-25; Ryans 3-14; Fields 2-24; Witherspoon 1-56

N.C. State—Shaw 6-58; George 6-41; Davenport 5-79-1; Manior 1-17; Byrd 1-11; R. Turner 1-10; Lawrence 1-7; Harrison 1-(-2)

Punt Returns (Att-Yds)

Clemson—Dexter Davis 1-5; O'Neal 1-(-3)

N.C. State—George 2-23

Kickoff Returns (Att-Yds)

Clemson—Ryans 2-37; Witherspoon 2-11

N.C. State—George 4-93

Clemson Defensive Leaders

Tackles: McDaniel 13, Hammond 11, Bodine 8, Brewster 7, Simmons 7, Mouzon 6, Jackson 6, Johnson 6, Sheppard 6

Sacks: McDaniel 1-13, Hammond 1-5, Sheppard 1-8

Tackles for Loss: McDaniel 3-17, Hammond 2-9, Sheppard 1-8, Kirkland 1-4, Nunn 1-4, Sizer 1-4

ACC Players of the Week: Eric Harmon (OL), Terry Smith (Rookie)

Clemson 24, Wake Forest 6

At Groves Stadium

October 27, 1990

Weather: Sunny and 58 degrees Time: 2:21

AP Poll (Oct. 23)

1. Virginia	10. Colorado	19. Clemson
2. Auburn	11. Tennessee	20. Michigan
3. Notre Dame	12. Florida State	21. Southern Cal
4. Nebraska	13. Texas	22. Oklahoma
5. Illinois	14. Florida	23. Arizona
6. Houston	15. Iowa	24. TCU
7. Washington	16. Georgia Tech	25. Oregon
8. Miami	17. Mississippi	
9. BYU	18. Wyoming	

1990 Review

Game Summary

Clemson gained its 500th victory in history with a 24-6 triumph at Winston-Salem, NC. The Tigers featured a defense that recorded nine sacks against the Deacons, most by a Clemson team in 11 seasons and the second highest single game sack total in Clemson history.

Fittingly, Clemson started the scoring with a defensive touchdown, as Arlington Nunn raced 26 yards with an interception on the second play of the game. Vance Hammond forced the bad pass by pressuring Phil Barnhill. It was Nunn's second TD return of the year, the first time in Clemson history a Tiger had two interception returns for a touchdown in the same season.

Hammond was named ACC Player of the Week for his performance, he had two sacks, caused the interception and four total tackles. Ashley Sheppard also had two sacks and six tackles, while John Johnson had a two-sack game and five first hits. Clemson held the Deacons to 58 yards rushing and 200 yards in total offense. The Tigers moved into first place nationally in total defense after the game.

Offensively, DeChane Cameron had his best passing day of the season, hitting 10-15 for 111 yards. His backup, Richard Moncrief, also had a career day with 4-7 for 78. Ronald Williams was the top rusher again with 75 yards in 16 attempts, while Chris Gardocki averaged 46 yards a punt and booted a field goal.

Offensive guard Eric Harmon had nine knockdown blocks in the game to become Clemson's career leader in that category. Nunn's TD return gave Clemson five TDs by return for the season, a Clemson record.

Rudy Harris scored on a one-yard run in the third period and Gardocki's field goal in the fourth put the game out of reach. The defense only allowed Wake Forest 69 yards after halftime and shut out the Deacons for the last two period.

Clemson	14	0	7	3	—	24
Wake Forest	3	3	0	0	—	6

Scoring Summary

CU—Nunn 26 interception return (Gardocki Kick) 13:44, 1st	
WF—Behrman 36 FG 9:11, 1st	12-61
CU—Ronald Williams 1 run (Gardocki Kick) 1:25, 1st	16-77
WF—Behrman 41 FG 4:32, 2nd	19-73
CU—Harris 1 run (Gardocki Kick) 4:29, 3rd	14-72
CU—Gardocki 31 FG 8:09, 4th	11-67
Attendance: 25,317	

Drive

Team Statistics

	CU	WF
First Downs	20	13
Rushing	46-194	37-58
Passing	14-22-1	15-27-1
Passing Yards	189	142
Total Offense	68-383	64-200
Yds/Play	5.6	3.1
Return Yards	71	39
Fumbles	1-0	0-0
Total Turnovers	1	1
Penalties	2-25	2-8
Interceptions	1-26	1-0
Punt Returns	5-45	3-39
Kickoff Returns	3-47	2-66
Punting	3-45.7	6-38.0
Possession Time	31:44	28:16
3rd Down Conv.	6-14	6-16
Sacks by Defense	9-58	0-0

Rushing (Att-Yds-TD)

Clemson—Williams 16-75-1; Harris 7-45-1; Hall 6-27; Cameron 7-16; Blunt 6-14; Moncrief 2-10; Witherspoon 2-7;
Wake Forest—Williams 10-36; Rogers 8-29; Leach 2-6; Niedbala 1-5; Kennedy 1-3; Barnhill 15-(-21)

Passing (Com-Att-Yds-I-TD)

Clemson—Cameron 10-15-111-1-0; Moncrief 4-7-78-0-0
Wake Forest—Barnhill 15-27-142-1-0

Receiving (Rec-Yds-TD)

Clemson—Smith 3-47; Ryans 3-22; Hall 2-52; Thomas 2-31; Fields 2-16; Harris 1-17; Witherspoon 1-4
Wake Forest—Brown 5-61; Mills 5-46; Leach 3-20; Jones 1-9; Long 1-6

Interceptions (No-Yds)

Clemson—Nunn 1-26-1
Wake Forest—Coghill 1-0

Punt Returns (No-Yds)

Clemson—Dexter Davis 3-26; Henderson 2-19
Wake Forest—Coghill 3-39

Kickoff Returns (No-Yds)

Clemson—Thomas 2-37; Ryans 1-10
Wake Forest—Williams 2-66

Clemson Defensive Leaders

Tackles: McDaniel 10, Sheppard 8, Johnson 5, Dexter Davis 4, O'Neal 4, Hammond 4, Bodine 4, Buckner 4, Kirkland 4, Simmons 4
Sacks: Sheppard 2-21; Hammond 2-13; Johnson 1.5-4; Bodine 1.5-8; Wilson 1-8; Buckner 1-4;
Tackles for Loss: Sheppard 2-21, Johnson 2-4, Hammond 2-13, Bodine 2-8, Wilson 1-8, Buckner 1-4, McDaniel 1-1
PBUs: Dexter Davis 2, O'Neal 2, Sheppard 1, Brown 1

ACC Players of the Week: Vance Hammond (DL)



Doug Thomas was a reason Clemson threw for a season high 189 yards in the win at Wake Forest.

Clemson 20, North Carolina 3

At Clemson Memorial Stadium

November 3, 1990

Weather: Sunny and 72 degrees Time: 2:55 (ACC TV)

AP Poll (Oct. 30)		
1. Virginia	10. BYU	19. Wyoming
2. Notre Dame	11. Tennessee	20. Michigan
3. Nebraska	12. Florida State	21. Southern Cal
4. Auburn	13. Iowa	22. Oregon
5. Illinois	14. Texas	23. Arizona
6. Houston	15. Florida	24. Penn State
7. Washington	16. Georgia Tech	25. Louisville
8. Miami	17. Mississippi	
9. Colorado	18. Clemson	

1990 Review

Game Summary

Many thought North Carolina's offense would pose a challenge to the Clemson defense. The Tar Heels were coming off a convincing win over Maryland in which they had gained over 500 yards in total offense. The impressive showing had moved North Carolina into the top 25 of the UPI poll.

North Carolina's offense did not measure up, however, as the Tar Heels failed to get to the 200-yard mark and had just 38 yards rushing. North Carolina gained just 38 yards in the second half and was shut out the last three quarters.

Chester McGlockton led the defense with a career high 10 tackles, including three behind the line of scrimmage and 1.5 sacks. Doug Brewster added a team best 11 stops and All-ACC defensive back Dexter Davis ran an interception back 30 yards for a score, Clemson's sixth TD by return this year, a Tiger record. Levon Kirkland was also in on two sacks and had six tackles, while Vance Hammond had three quarterback pressures and was a major reason North Carolina signal callers were just 18-32 for 157 yards.

Clemson rushed for 235 yards behind Rudy Harris, who banged out 66 yards. Ronald Williams won the battle of fine first-year freshman running backs, gaining 56 yards and scoring a TD. Natrone Means picked up just 37 yards rushing to lead the Tar Heels. Clemson held the ball 36:38 and had just one turnover.

"Dexter Davis is a great player," said North Carolina coach Mack Brown. "He just made a great play and it turned the game around in Clemson's favor. Clemson's defense forces you to make something happen and that plays right into their hands."

North Carolina	3	0	0	0	—	3
Clemson	7	10	0	3	—	20

Scoring Summary

	CU	NC
CU—Williams 19 run (Gardocki Kick) 10:22, 1st	7-48	
UNC—Gwaltney 41 FG :32, 1st	8-55	
CU—Dexter Davis 30 interception return (Gardocki Kick) 9:06, 2nd		
CU—Gardocki 31 FG 2:48, 2nd	11-66	
CU—Gardocki 38 FG 10:56, 4th	9-28	
Attendance: 75,196		

Team Statistics

	CU	NC
First Downs	18	13
Rushing	59-235	28-38
Passing	9-17-1	18-32-1
Passing Yards	69	157
Total Offense	76-304	60-195
Yds/Play	4.0	3.3
Return Yards	87	14
Fumbles	0-0	3-2
Total Turnovers	1	3
Penalties	9-80	6-42
Interceptions	1-30	1-0
Punt Returns	5-53	2-14
Kickoff Returns	2-44	4-106
Punting	6-47.5	8-40.6
Possession Time	36:38	23:22
3rd Down Conv.	8-18	4-15
Sacks by Defense	4-22	2-5

Rushing (Att-Yds-TD)

Clemson—Harris 15-66; Williams 19-56-1; Blunt 10-44; Cameron 10-41; Hall 3-13; Ryans 1-8; Moncrief 1-7

North Carolina—Means 13-37; Runyon 1-5; Williams 1-4; Faulkerson 4-4; Marshall 1-1; Burnette 1-(-3); Blount 1-(-5); Burnett 6-(-5)

Passing (Com-Att-Yds-I-TD)

Clemson—Cameron 8-15-68-1-0; McLees 1-1-1-0-0; Moncrief 0-1-0-0-0

North Carolina—Burnett 14-22-126-1-0; Burnette 4-10-31-0-0

Receiving (Rec-Yds)

Clemson—Fields 3-21; Thomas 2-18; Hall 2-10; Smith 1-15; Witherspoon 1-5

North Carolina—Means 5-35; Reese 3-33; Blount 3-25; Holliday 2-25; May 2-20; Faulkerson 1-3; Jauch 1-9; Felton 1-7

Interceptions (No-Yds)

Clemson—Dexter Davis 1-30-1

North Carolina—Massey 1-0

Punt Returns (No-Yds)

Clemson—Dexter Davis 2-31; Henderson 2-12; O'Neal 1-10

North Carolina—Blount 2-14

Kickoff Returns (No-Yds)

Clemson—Ryans 2-44

North Carolina—Blount 4-106

Clemson Defensive Leaders


Tackles: Brewster 11, McGlockton 10, McDaniel 9, Bodine 8, Dexter Davis 7, Hammond 7, Johnson 6, Kirkland 6, Jackson 6

Sacks: McGlockton 1.5-5, Kirkland 1.5-15; Bodine 1-5

Tackles for Loss: McGlockton 3-6, Bodine 2-7, Kirkland 2-15, Johnson 1-5, Jackson 1-1

PBUs: Dexter Davis 1, O'Neal 1, Sheppard 1, Simmons 1, Henderson, Geter

ACC Players of the Week: Ronald Williams (Rookie), Dexter Davis (DB)



Vance Hammond had seven tackles and three quarterback pressures against North Carolina.

Clemson 24, South Carolina 15

At Clemson Memorial Stadium

November 17, 1990

Weather: Sunny and 57 degrees Time: 3:01 (ACC TV)

AP Poll (Nov. 13)

1. Notre Dame	10. Washington	19. Southern Cal
2. Colorado	11. Nebraska	20. Louisville
3. Miami	12. Houston	21. Ohio State
4. Georgia Tech	13. Iowa	22. Illinois
5. BYU	14. Tennessee	23. Michigan State
6. Florida	15. Mississippi	24. Auburn
7. Texas	16. Michigan	25. Southern Miss
8. Virginia	17. Clemson	
9. Florida State	18. Penn State	

1990 Review

Game Summary

Clemson's group of seniors became the winningest senior class in ACC history with the 24-15 win over South Carolina. It also gave Clemson its first undefeated season at home since 1981. Clemson's 20 seniors completed their home career with a record of 23-3, a Clemson record for home wins in a career. The group was also 39-8, the fifth best record in college football during this time. The victory gave Ken Hatfield a victory over his archrival in his first game against South Carolina, the second Clemson coach to do it since 1940.

South Carolina took a 3-0 lead in the first period on a Colin Mackie field goal, but sophomore fullback Rudy Harris countered with a pair of touchdowns in the second period. Chris Gardocki booted a field goal in the third period to give Clemson a 17-6 advantage heading into the fourth period. Gardocki had a great game punting, averaging 50 yards on six boots, including a 78-yarder that was the second longest in Clemson history.

South Carolina cut the lead to 17-15 in the fourth period, but they missed the two-point conversion. Clemson then drove 86 yards in nine plays to put the game out of reach. Tony Kennedy scored on a one-yard run, his first TD of the season, to give Clemson the insurance it needed.

South Carolina's TD in the fourth period came after the Gamecocks recovered a kickoff at the Tiger 12-yard line. Mike Dingle's score was the only TD yielded by the Clemson defense at home all year.

Chester McGlockton again had a standout game on defense as the sophomore had three sacks for 18 yards to tie a Clemson record for sacks. He was named the Jefferson Pilot Player of the Game for the second game in a row. Ed McDaniel also had 10 tackles, including two behind the line of scrimmage. John Johnson, playing in his final home game, had the first interception of his career to set up a Tiger score.

Clemson concluded the home portion of the season outscoring the opposition 211 to 28. In 80 possessions by opposing offenses at home this year, the Clemson defense gave up a drive of 50 yards or more just twice.

Clemson	0	14	3	7	—	24
South Carolina	3	3	0	9	—	15

Scoring Summary

SC—Mackie 22 FG 3:41, 1st	Drive 1-4
CU—Harris 1 run (Gardocki Kick) 12:46, 2nd	12-74
CU—Harris 7 run (Gardocki Kick) 8:51, 2nd	4-33
SC—Mackie 42 FG 6:36, 2nd	7-17
CU—Gardocki 24 FG 6:58, 3rd	4-6
SC—Mackie 33 FG 11:48, 4th	11-38
SC—Dingle 4 run (Pass Failed) 10:28, 4th	3-12
CU—Kennedy 1 run (Gardocki Kick) 6:50, 4th	9-86
Attendance: 83,823	

Team Statistics

	CU	SC
First Downs	14	16
Rushing	58-242	35-85
Passing	3-7-1	11-30-1
Passing Yards	59	163
Total Offense	65-301	65-248
Yds/Play	4.6	3.8
Return Yards	38	23
Fumbles	0-0	1-1
Total Turnovers	1	2
Penalties	7-50	3-15
Interceptions	1-0	1-0
Punt Returns	2-38	1-23
Kickoff Returns	4-24	3-93
Punting	6-50.0	5-42.6
Possession Time	32:54	27:06

3rd Down Conv.	7-15	6-15
Sacks by Defense	6-30	2-14

Rushing (Att-Yds-TD)

Clemson—Williams 20-124; Blunt 12-65; Hall 6-24; Harris 5-16-2; Kennedy 4-6-1; Ryans 1-6; Cameron 10-1
 South Carolina—Dingle 17-53-1; DeBoer 6-24; E. Miller 3-10; Haynes 1-7; Watson 1-6; Fuller 7-(-15)

Passing (Com-Att-Yds-I-TD)

Clemson—Cameron 3-7-59-1-0
 South Carolina—Fuller 11-28-163-1-0; Dingle 0-1-0-0-0; Mitchell 0-1-0-0-0

Receiving (Rec-Yds)

Clemson—Harris 1-28; Smith 1-22; Blunt 1-9
 South Carolina—Brooks 4-82; Dingle 3-20; Miller 2-42; Rush 1-16; Watson 1-3

Interception Returns (No-Yds)

Clemson—Johnson 1-0
 South Carolina—Harris 1-0

Punt Returns (No-Yds)

Clemson—O'Neal 1-30; Dexter Davis 1-8
 South Carolina—Ferguson 1-23


Kickoff Returns (No-Yds)

Clemson—Thomas 2-14; Mouzon 2-10
 South Carolina—Brooks 3-93

Clemson Defensive Leaders

Tackles: McDaniel 10, Kirkland 9, McGlockton 8, O'Neal 8, Brewster 8, Mauney 8, Bodine 7
 Sacks: McGlockton 3-18, Hammond 1-9, Simmons 1-2, Johnson 1-1
 Tackles for Loss: McGlockton 3-18, McDaniel 2-6, Bodine 2-2, Hammond 1-9, Simmons 1-2, Johnson 1-1, Jackson 1-2
 PBUs: Nunn 2, Mauney 2, Kirkland 1, Simmons 1, Johnson 1

ACC Players of the Week: Ed McDaniel (DL)



Ronald Williams had 124 yards rushing in the victory over South Carolina.

1991 Opponents

HOME COOKING

Clemson has seven home games this season, including five in conference play. With the Duke game in Japan, the Tigers must go into an ACC team's home stadium just once all season.

Tiger Foes



Rico Mack

**APPALACHIAN
STATE**
1:00 PM
Sept. 7
Death Valley



Jerry Moore

General Information

School Name: Appalachian State **Nickname:** Mountaineers
Location: Boone, North Carolina
Stadium Name/Capacity: Kidd Brewer /18,000 **Turf:** Artificial Turf
Enrollment include Graduate School: 11,501 **Colors:** Black & Gold
Chancellor/President: Dr. John E. Thomas **Press Box Phone:** (704) 262-3172
1st Year of Football: 1928 **Athletic Director:** Roachel Laney
Sports Information Director: Rick Covington
Office Phone: (704) 262-3080 **Home Phone:** (704) 262-5480
SID Address: Broome - Kirk Gymnasium, 2nd Floor, Boone, NC 28608
Fax Phone: (704) 262-6106
Federal Express Address: Broome - Kirk Gymnasium, 2nd Floor, Boone, NC 28608
Ticket Manager: Brian Estridge **Office Phone:** (704) 262-2079
Head Coach/Alma Mater: Jerry Moore (Baylor '61)
Record at School/Years: 15-8-0 (2 yrs)
Career Record (4-yr Schools/Years): 42-56-2 (9 yrs)
Best Time to Contact Coach: 11am-2pm, M-F **Office Phone:** (704) 262-2501
Assistant Coaches (Alma Mater/Pos): David Knaus (Texas Tech '75, ILB); Rob Best (Texas Tech '71, QB); Gary Griffin (Angelo State '68, DL); David Browning (Texas Tech '72, OL); Ruffin McNeill (East Carolina '80, OLB); Blake Feldt (Texas Tech '83, RB); Joe Johnson (Emory & Henry '83, DB); Tim Horton (Arkansas '90, WR); Chris Bequette (Arkansas '86, TE).
Date Fall Practice Begins: August 3, 1991
Lettermen Lost: 18 **Lettermen Returning:** 44
***Starters Lost:** 10 ***Starters Returning:** 14
Offensive Formation: Multiple I **Defensive Formation:** Multiple
Top Losses (Name/Pos): Dwayne Pelham/ ILB; Johnny Jennings/ ILB; Chuck Phifer/ DE; Greg Barnette/ OT; Chris Coats/ OT; Tommy Ball/ OC; Brian Hendren/ FS; Jeff Dudan/ TE-RB; Donnie Durham/ OLB.
Offensive Starters Returning (Name/Pos): Kemal Atkins/ WR; D.J. Campbell/ QB; Craig Stryon/ WR; Will Barber/ TE; John Colbert/ OG; Kitt Hill/ OG; J.K. Reaves/ RB.

Defensive Starters Returning (Name/Pos): Rico Mack/ OLB; Avery Hall/ DT; Sean Swoope/ DE; Mary Mayo/ CB; Steve Wilks/CB.
Possible 1991 Honors Candidates (Name/Pos): Rico Mack/ OLB; Avery Hall/ DT; Gary Dandridge/ FS; Pat Moore/ NT; Kemal Atkins/ WR; Harold Alexander/ P; Jay Millson/ PK.
Returning All-Conference Players (Name/Pos): Rico Mack/ OLB; Gary Dandridge/ DB; Avery Hall/ DT; Harold Alexander/P.

1990 Statistical Leaders

1990 Statistical Leaders								
Rushing	Att	Yds	Avg	TD	Tackles	Tot	TFL	
Reeves	185	634	3.4	5	Mack	94	10	
Ellis	69	325	4.7	3	Pelham	89	3	
Campbell	154	264	1.7	4	Jennings	87	4	
Smith	46	184	4.0	1	Durham	74	2	
Dudan	19	76	4.0	0	Hendren	71	1	
					Hall	64	7	
Receiving	Rec	Yds	Avg	TD	Frier	61	2	
Reaves	29	254	8.8	1	Wilks	50	0	
Atkins	24	228	9.5	0	Mayo	48	1	
Ellis	15	159	10.6	0	Patterson	42	6	
Smith	12	198	16.5	1	Swoope	42	6	
Dudan	8	72	9.0	0	Phifer	41	8	
Passing		Att	Comp		Yds	Pct.	TD	Int
Campbell		221	106		1145	.480	2	12

1991 Schedule			1990 Results Record (6-5)		
Date	Opponent	Time	Score	W-L	Opponent
Aug. 31	Marshall	1:30 pm	34-24	W	East Tennessee St.
Sept. 7	at Clemson	1:00 pm	12-23	L	at Wake Forest
Sept. 14	Virginia Military	1:30 pm	0-48	L	at Clemson
Sept. 21	James Madison	1:30 pm	27-9	W	The Citadel
Sept. 28	Tenn-Chattanooga	1:30 pm	0-56	L	at N.C. State
Oct. 5	at Wake Forest	6:00 pm	7-30	L	Furman
Oct. 12	at East Tenn. St.	2:00 pm	27-9	W	Western Carolina
Oct. 19	at Furman	1:30 pm	23-17	W	at Tenn-Chattanooga
Nov. 2	at The Citadel	2:00 pm	0-50	L	at Marshall
Nov. 9	Mississippi College	1:30 pm	17-0	W	at Virginia Military
Nov. 16	at Western Carolina	1:30 pm	24-0	W	at James Madison

Phone Numbers

Opponent	SID Office	Fax Number	Press Box	SID
Appalachian State	(704) 262-3080	(704) 262-6106	(704) 262-3172	Rick Covington
Temple	(215) 787-7445	(215) 787-7499	(215) 271-1015	Al Shrier
Georgia Tech	(404) 894-5445	(404) 873-4440	(404) 894-5445	Mike Finn
Georgia	(404) 542-1621	(404) 542-9339	(404) 542-7780	Claude Felton
Virginia	(804) 982-5525	(804) 982-5525	(804) 296-5910	Rich Murray
N.C. State	(919) 737-2102	(919) 737-2898	(919) 737-3393	Mark Bockelman
Wake Forest	(919) 759-5640	(919) 759-5140	(919) 759-9969	John Justus
North Carolina	(919) 962-2132	(919) 962-0612	(919) 962-2123	Rick Brewer
Maryland	(301) 314-7064	(301) 314-9094	(301) 314-7055	Herb Hartnett
South Carolina	(803) 777-5204	(803) 777-2967	(803) 777-2040	Kerry Tharp
Duke	(919) 684-2633	(919) 684-2489	(919) 684-2633	Mike Craig




Swift Burch

**Temple
1:00 P.M.
Sept. 21
Death Valley**



Jerry Berndt



Ken Swilling

**Georgia Tech
12:10 P.M.
Sept. 28
Death Valley**



Bobby Ross

General Information

School Name: Temple University **Nickname:** Owls
Location: Philadelphia, PA
Stadium Name/Capacity: Veterans/66,592 **Turf:** Artificial Turf
Enrollment Include Graduate School: 30,000 **Colors:** Cherry & White
Chancellor/President: Peter J. Liacouras **Press Box Phone:** (215) 271-1015
1st Year of Football: 1894 **Athletic Director:** Charles Theokas
Sports Information Director: Al Shrier
Office Phone: (215) 787-7445 **Home Phone:** (215) 561-5656
Assoc. SID: Gerry Emig **Home Phone:** (215) 259-8243
Assoc. SID: Craig Cotton **Home Phone:** (215) 886-5576
SID Address: McGonigle Hall 101, Philadelphia, PA, 19122
Fax Phone: (215) 787-7499
Federal Express Address: McGonigle Hall 101, Temple University
Ticket Manager/Bus. Mgr: Valerie Abbott **Office Phone:** (215) 787-7451
Head Coach/Alma Mater: Jerry Berndt (Bowling Green '62)
Record at School/Years: 8-14-0 (2 years)
Career Record (4-yr Schools/Years): 52-68-3 (12 years)
Best Time to Contact Coach: M-TH 12:00 pm **Office Phone:** (215) 787-7440
Assistant Coaches (Alma Mater/Pos): Ron Chismar (Kent State '61, Asst. Head Coach); Dave Borbely (DePauw '81, OL); Don Dobes (Illinois Wesleyan '79, Off. Coord.); Mike Gibson (Western Maryland '78, TE); Dick Hopkins (Florida State '74, DB); Earle Mosley (West Chester '73, DL); Spencer Prescott (Villanova '80, WR); Tom Spann (Bowling Green '76, OLB); Curt Cignetti (W. Virginia, '83, OLB)
Date Fall Practice Begins: August 17, 1991
Lettermen Lost: 19 **Lettermen Returning:** 39
***Starters Lost:** 8 ***Starters Returning:** 15
Offensive Formation: Multiple **Defensive Formation:** 3-4
Top Losses (Name/Pos): Matt Baker/QB; Rich Drayton/WR; Bob Wright/K; Kenyatta Rush/DT; Mike Constantatos/NG; Tim Hull/LB; Dick Beck/C; David Thomas/DL; Kevin McCoy/WR; Tim Hornbaker/WR.
Offensive Starters Returning (Name/Pos): Rob Graf/WR; Brian Krulikowski/OG; Brian Erwin/OG; George Deveney/TE; Conrad Swanson/FB; Scott McNair/TB; Trey Johnson/OT.
Defensive Starters Returning (Name/Pos): Swift Burch/DT; Greg Angeli/OLB; Santo Stephens/ILB; Greg Liberty/OLB; Kyle Gasper/DB; Mark Ellis/DB; Tony Schmitz/DB.
Possible 1991 Honors Candidates (Name/Pos): Santo Stephens/LB; Swift Burch/DT; Gregg Angeli/OLB; Eric Fenwick/DT; James Harris/LB-DT; Brian Krulikowski/OG; Tre Johnson/OT; George Deveney/TE; Scott McNair/TB; Leon Brown/TB; Trent Thompson/P; Conrad Swanson/FB.

1990 Statistical Leaders

Rushing	Att	Yds	Avg	TD	Tackles	Tot	TFL
McNair	116	623	5.4	5	Stephens	112	0
Brown	134	573	4.3	3	Angeli	76	1
Swanson	95	358	3.8	7	Hull	72	3
Baker	50	107	2.1	1	Liberty	63	4
Cabrera	24	104	4.3	0	Rush	59	4
					Schmitz	52	0
					Constantatos	48	2
					Mobley	48	0
					Denton	45	0
					Burch	42	3
					Gasper	37	0
					Thomas	36	5
Receiving	Rec	Yds	Avg	TD			
Drayton	48	564	11.8	1			
Deveney	27	402	14.9	2			
Swanson	25	192	7.7	0			
Graf	15	216	14.4	1			
McCoy	15	197	13.1	2			
Passing	Att	Comp	Yds	Pct.	TD	Int	
Baker	222	134	1462	60.4	7	9	
Richardson	71	33	529	46.5	3	5	

1991 Schedule

Date	Opponent	Time	Score	W-L	Opponent
Sept. 7	at Alabama	7:00 pm	23-38	L	at Wyoming
Sept. 14	at Pittsburgh	7:00 pm	9-19	L	at Syracuse
Sept. 21	at Clemson	2:00 pm	28-0	W	Austin Peay
Sept. 28	Howard	12:00 pm	24-18	W	at Wisconsin
Oct. 5	Penn State	9:00 pm	10-48	L	at Penn State
Oct. 12	at West Virginia	1:00 pm	31-28	W	Virginia Tech
Oct. 19	Navy	12:00 pm	30-27	W	East Carolina
Nov. 2	at Syracuse	1:00 pm	20-41	L	at Tennessee
Nov. 9	Boston College	12:00 pm	28-18	W	at Pittsburgh
Nov. 16	at Rutgers	1:00 pm	29-22	W	Rutgers
Nov. 23	Akron	12:00 pm	29-10	W	at Boston College

1990 Results Records (7-4)

Score	W-L	Opponent
23-38	L	at Wyoming
9-19	L	at Syracuse
28-0	W	Austin Peay
24-18	W	at Wisconsin
10-48	L	at Penn State
31-28	W	Virginia Tech
30-27	W	East Carolina
20-41	L	at Tennessee
28-18	W	at Pittsburgh
29-22	W	Rutgers
29-10	W	at Boston College

General Information

School Name: Georgia Tech **Nickname:** Yellow Jackets
Location: Atlanta, GA
Stadium Name/Capacity: Bobby Dodd/46,000 **Turf:** Artificial Turf
Enrollment include Graduate School: 12,000 **Colors:** Old Gold & White
Chancellor/President: Dr. John P. Crecine **Press Box Phone:** (404) 894-5445
1st Year of Football: 1892 **Athletic Director:** Dr. Homer Rice
Sports Information Director: Mike Finn
Office Phone: (404) 894-5445 **Home Phone:** (404) 938-9910
Asst. SID: Mike Stamus **Home Phone:** (404) 436-2011
Asst. SID: Allison George **Home Phone:** (404) 457-6414
SID Address: 150 Bobby Dodd Way, Atlanta, GA 30332
Fax Phone: (404) 873-4440
Federal Express Address: 150 Bobby Dodd Way, Atlanta, GA 30332
Ticket Manager: Mary Fowler **Office Phone:** (404) 894-5457
Head Coach/Alma Mater: Bobby Ross (VMI '59)
Record at School/Years: 23-21-1 (4 years)
Career Record (4-yr Schools/Years): 86-71-2 (14 years)
Best Time to Contact Coach: M-W-Th 11:30-1:00
Office Phone: (404) 894-5419
Assistant Coaches (Alma Mater/Pos): Brian Baker (Maryland '85, OLB); Chuck Bresnahan (Navy '83, ILB); Ralph Friedgen (Maryland '69, Off. Coord./QB); Mark Hendrickson (Northern Iowa '80, TE/Special Teams); George O'Leary (New Hampshire '68, Def. Coord/DL); Chuck Priefer (John Carroll '63, DB); Danny Smith (Edinboro State '76, RB); Terry Strock (Virginia Tech '62, WR); Pat Watson (Mississippi St. '65, OL)
Date Fall Practice Begins: August 7, 1991
Lettermen Lost: 25 **Lettermen Returning:** 51
***Starters Lost:** 8 ***Starters Returning:** 16
Offensive Formation: Pro Style **Defensive Formation:** Multiple
Top Losses (Name/Pos): Darryl Jenkins/OT; Joe Siffri/OG; Calvin Tiggie/ILB; Jeremiah McClary/DT.
Offensive Starters Returning (Name/Pos): Emmett Merchant/SE; Bobby Rodriguez/FL; Tom Covington/TE; Mike Mooney/OT, Billy Chubbs/C; Shawn Jones/QB; Scott Sisson/PK.
Defensive Starters Returning (Name/Pos): Marco Coleman/OLB; Marlon Williams/OLB; Coleman Rudolph/DT; Kevin Battle/NG; Jerrelle Williams/ILB; Willie Clay/CB; Curley Day/CB; Ken Swilling/S.
Possible 1991 Honors Candidates (Name/Pos): Ken Swilling/S; Marco Coleman/OLB; Shawn Jones/QB; Mike Mooney/OT.
Returning All-Conference Players (Name/Pos): Ken Swilling/S; Willie Clay/CB; Marco Coleman/OLB; Tom Covington/TE; Emmett Merchant/WR; Shawn Jones/QB.

1990 Statistical Leaders

Rushing	Att	Yds	Avg	TD	Tackles	Tot	TFL
Bell	161	891	5.5	5	Williams	145	2
Wright	89	395	4.4	4	Tiggie	134	3
Jones	91	277	3.0	6	Coleman	81	6
Scotton	71	261	3.7	5	Swilling	71	1
Edwards	58	248	4.3	1	Rudolph	66	7
Receiving	Att	Yds	Avg	TD			
Merchant	29	489	16.9	3			
Rodriguez	27	493	18.3	3			
Lester	16	236	14.8	3			
Covington	15	175	11.7	0			
Passing	Att	Comp	Yds	Pct.	TD	Int	
Jones	245	142	2008	.580	13	12	

1991 Schedule

Date	Opponent	Time	Score	W-L	Opponent
Aug. 28	Penn State	9:00 pm	21-13	W	N.C. State
Sept. 14	at Boston College	12:09 pm	44-9	W	UT-Chattanooga
Sept. 19	Virginia	8:00 pm	27-6	W	South Carolina
Sept. 28	at Clemson	12:10 pm	31-3	W	at Maryland
Oct. 5	at N.C. State	12:10 pm	21-19	W	Clemson
Oct. 12	Maryland	1:00 pm	13-13	T	at North Carolina
Oct. 19	at South Carolina	1:30 pm	48-31	W	Duke
Oct. 26	North Carolina	12:10 pm	41-38	W	at Virginia
Nov. 2	at Duke	1:30 pm	6-3	W	Virginia Tech
Nov. 9	Furman	1:00 pm	42-7	W	Wake Forest
Nov. 16	Wake Forest	12:10 pm	40-23	W	Georgia
Nov. 30	Georgia	12:10 pm	45-21	W	Nebraska

(FL Citrus Bowl)



Garrison Hearst

GEORGIA
1:00 PM
Oct. 5
Sanford Stadium



Ray Goff



Ray Roberts

VIRGINIA
12:10 P.M.
Oct. 12
Death Valley



George Welsh

General Information

School Name: University of Georgia **Nickname:** Bulldogs
Location: Athens, GA
Stadium Name/Capacity: Sanford/85,434 **Turf:** Natural Grass
Enrollment include Graduate School: 28,341 **Colors:** Red & Black
Chancellor/President: Dr. Charles Knapp **Press Box Phone:** (404) 542-7780
1st Year of Football: 1892 **Athletic Director:** Vince Dooley
Sports Information Director: Claude Felton
Office Phone: (404) 542-1621 **Home Phone:** (404) 543-3910
Asst. SID: Norm Reilly **Home Phone:** (404) 546-6811
Asst. SID: Tim Hix **Home Phone:** (404) 354-8562
SID Address: 1 Selig Cir., Athens, GA 30613
Fax Phone: (404) 542-9339
Federal Express Address: 1 Selig Cir., Athens, GA, 30613
Ticket Manager: Freddy Jones **Office Phone:** (404) 542-1231
Head Coach/Alma Mater: Ray Goff, Georgia '77
Record at School/Years: 10-13 (2nd year)
Career Record (4-yr Schools/Years): 10-13 (3 years)
Best Time to Contact Coach: 1-2 pm M-F **Office Phone:** (404) 542-1307
Assistant Coaches (Alma Mater/Pos): Wayne McDuffie (Florida State '68, Asst. Head Coach/Off. Coord. Off. Line, TE), Richard Bell (Arkansas '59, Def. Coord., Secondary), Dicky Clark (Georgia '77, OLB), Steve Ensminger, ISU '80, QB), Steve Greer (Georgia '70, Def. Line), Bob Harrison (Kent State '64, WR), Willie McClendon (Valdosta State '87, RB), Mac McWhorter (Georgia '64, Off. Line/TE), Frank Orgel (Georgia '61, Inside LB)
Date Fall Practice Begins: August 11, 1991
Lettermen Lost: 11 **Lettermen Returning:** 54
***Starters Lost:** 5 ***Starters Returning:** 19
Offensive Formation: "I" **Defensive Formation:** "Multiple"
Top Losses (Name/Pos): John Kasay/PK, Mo Lewis/OLB, Sean Hummings/SE.
Offensive Starters Returning (Name/Pos): Bill Rosenberg/LT, Haze Sadler/LT, Jack Swan/C, Russell DeFoor/RG, LeMonte Tellis/RT; Kevin Maxwell/FL, Greg Talley/QB, Garrison Hearst/TB.
Defensive Starters Returning (Name/Pos): Eric Coney/DT, Mike Steele/NG, Willie Jennings/DT, Dwayne Simons/ILB, John Allen/ILB, George Wynn/CB, Al Jackson/CB, Chris Wilson/FS, Mike Jones/SS.
Possible 1991 Honors Candidates (Name/Pos): Andre Simmons/WR, Garrison Hearst/RB, David Hargett/SS, Dewayne Simmons/LB, Mitch Davis/LB.

1990 Statistical Leaders

Rushing	Att	Yds	Avg	TD	Tackles	Tot	TFL
Hearst	162	717	4.4	5	Lewis	119	6
Ware	119	534	4.5	5	Simmons	100	4
Dupree	51	186	3.7	1	Allen	76	0
Strong	40	132	3.3	0	Jones	70	1

Receiving	Rec	Yds	Avg	TD	Tackles	Tot	TFL
Hummings	25	376	15.0	1	Evans	68	0
Hastings	24	333	13.9	3	Steele	68	3
Maxwell	12	176	14.7	1	Coney	67	3
Mitchell	11	123	11.2	1	Jennings	60	5
Broom	11	142	12.9	0	Thompson	50	0
					Jackson	49	1
					Wynn	48	1

Passing	Att	Comp	Yds	Pct.	TD	Int
Talley	123	72	871	.585	4	5
Jones	73	33	363	.452	1	7

1991 Schedule			1990 Results Records (4-7)		
Date	Opponent	Time	Score	W-L	Opponent
Aug. 31	Western Carolina	1:00 pm	13-18	L	at LSU
Sept. 7	LSU	3:30 pm	18-17	W	Southern Miss
Sept. 21	at Alabama	TBA	17-16	W	Alabama
Sept. 28	Cal. St. Fullerton	1:00 pm	19-15	W	East Carolina
Oct. 5	Clemson	1:00 pm	3-34	L	at Clemson
Oct. 12	at Ole Miss	6:00 pm CST	12-28	L	Ole Miss
Oct. 19	at Vanderbilt	TBA	39-28	W	Vanderbilt
Oct. 26	Kentucky	1:00 pm	24-26	L	at Kentucky
Nov. 9	Florida (Jacksonville)	1:00 pm	7-38	L	Florida
Nov. 16	Auburn	1:00 pm			(Jacksonville)
Nov. 30	at Georgia Tech	1:00 pm	10-33	L	at Auburn
			23-40	L	Georgia Tech

General Information

School Name: University of Virginia **Nickname:** Cavaliers
Location: Charlottesville, VA
Stadium Name/Capacity: Scott Stadium/42,000 **Turf:** Artificial Turf
Enrollment (Include Graduate School): 18,137 **Colors:** Orange & Blue
Chancellor/President: John T. Casteen III **Press Box Phone:** (804) 296-5910
1st Year of Football: 1888 **Athletic Director:** Jim Copeland
Sports Information Director: Rich Murray
Office Phone: (804) 982-5500 **Home Phone:** (804) 978-2966
Assoc. SID: Doyle Smith **Home Phone:** (804) 295-0739
SID Address: P.O. Box 3785, Charlottesville, VA 22903
Fax Phone: (804) 982-5525
Federal Express Address: Massie & Alderman Rds., Charlottesville, VA 22903
Ticket Manager: Dick Mathias **Office Phone:** (804) 924-8821
Head Coach/Alma Mater: George Welsh (Navy '56)
Record at School/Years: 58-44-2 (9 years)
Career Record (4-yr Schools/Years): 113-90-3 (18 years)
Best Time to Contact Coach: Through Sports Information
Office Phone: (804) 982-5900
Assistant Coaches (Alma Mater/Pos): Mike Archer (Miami '75, LB); Jim Bollman (Ohio Univ. '77, OL); Rich Lantz (Central Conn. St. '63, Def. Coord); Ken Mack (North Carolina '79, RB); Art Markos (Springfield Coll. '70, DB); Tom O'Brien (Navy '71, Off. Coord. & QB); Bob Petchel (Syracuse '75, DE), Tom Sherman (Penn State '68, WR); Danny Wilmer (East Carolina '72, DT).
Date Fall Practice Begins: August 16, 1991
Lettermen Lost: 27 **Lettermen Returning:** 41
***Starters Lost:** 15 ***Starters Returning:** 9
Offensive Formation: Multiple I **Defensive Formation:** 4-3
Top Losses (Name/Pos): Ron Carey/NG; Paul Collins/T; Tony Covington/DB; Derek Dooley/WR; Joe Hall/DT; Bruce McGonnigal/TE; Jake McInerney/PK; Keith McMeans/DB; Herman Moore/WR; Shawn Moore/QB; James Pearson/LB; Trevor Ryals/C; Chris Stearns/OG; Jason Wallace/DB; Benson Goodwyn/DE.
Offensive Starters Returning (Name/Pos): Terry Kirby/TB; Ray Roberts/T; David Sweeney/FB; Jeff Tomlin/G
Defensive Starters Returning (Name/Pos): Ed Garno/P; P.J. Killian/LB; Tyrone Lewis/DB; Don Reynolds/T; Chris Slade/E.
Possible 1991 Honors Candidates (Name/Pos): Nikki Fisher/TB; Terry Kirby/TB; Tyrone Lewis/DB; Don Reynolds/DT; Ray Roberts/OT; Chris Slade/DE.
Returning All-Conference Players (Name/Pos): Terry Kirby/TB; Ray Roberts/OT; Chris Slade/DE.

1990 Statistical Leaders

Rushing	Att	Yds	Avg	TD	Tackles	Tot	TFL
Kirby	165	1020	6.2	7	Killian	87	5
Fisher	121	848	7.0	10	Slade	74	9
Moore	94	306	3.3	8	Reynolds	68	3
Brown	32	224	7.0	1	Covington	55	0
Steele	35	148	4.2	1	Hall	43	8

Receiving	Rec	Yds	Avg	TD	Tackles	Tot	TFL
Moore	54	1190	22.0	13	Pearson	43	2
Kirby	33	324	9.8	4	McMeans	36	0
Dooley	27	422	15.6	2	Jackson	35	0
McGonnigal	17	239	14.1	2	Lewis	35	3
Tomlin	9	169	18.8	1	Goodwyn	32	5
					Carey	30	2
					Miles	29	6

Passing	Att	Comp	Yds	Pct.	TD	Int
Moore	241	144	2262	59.8	21	8
Blundin	42	28	388	66.7	2	4

1991 Schedule			1990 Results Record (8-4)		
Date	Opponent	Time	Score	W-L	Opponent
Sept. 7	at Maryland	12:00 pm	59-10	W	at Kansas
Sept. 14	Navy	7:00 pm	20-7	W	Clemson
Sept. 19	at Georgia Tech	8:00 pm	56-14	W	Navy
Sept. 28	Duke	1:00 pm	59-0	W	at Duke
Oct. 5	Kansas	1:00 pm	63-35	W	William & Mary
Oct. 12	at Clemson	12:00 pm	31-0	W	N.C. State
Oct. 19	North Carolina	12:00 pm	49-14	W	at Wake Forest
Oct. 26	Wake Forest	4:00 pm	38-41	L	Georgia Tech
Nov. 2	VMI	1:00 pm	24-10	W	at North Carolina
Nov. 9	at N.C. State	12:00 pm	30-35	L	at Virginia Tech
Nov. 23	Virginia Tech	1:00 pm	22-23	L	Tennessee
					(Sugar Bowl)



Todd Harrison

N.C. STATE
1:00 P.M.
Oct. 26
Death Valley



Dick Sheridan



Anthony Williams

WAKE FOREST
1:00 P.M.
Nov. 2
Death Valley



Bill Dooley

General Information

School Name: N.C. State **Nickname:** Wolfpack
Location: Raleigh, NC
Stadium Name/Capacity: Carter-Finley/47,000 **Turf:** Natural Grass
Enrollment include Graduate School: 24,265 **Colors:** Red & White
Chancellor/President: Dr. Larry K. Monteith **Press Box Phone:** (919) 737-3393
1st Year of Football: 1892 **Athletic Director:** Todd Turner
Sports Information Director: Mark Bockelman
Office Phone: (919) 737-2102 **Home Phone:** (919) 467-7138
Asst. SID: Carter Cheves **Home Phone:** (919) 460-9669
Asst. SID: Ann Wheelwright **Home Phone:** (919) 467-4461
SID Address: Box 8501, Raleigh, NC 27695-8501
Fax Phone: (919) 737-2898
Federal Express Address: 113 Reynolds Coliseum - Cates Avenue
Ticket Manager: John Shafer **Office Phone:** (919) 737-2169
Head Coach/Alma Mater: Dick Sheridan (USC '64)
Record at School/Years: 34-23-2 (5 yrs)
Career Record (4-yr Schools/Years): 103-46-4 (13 yrs)
Best Time to Contact Coach: 11:30-1:00 M-F **Office Phone:** (919) 737-2114
Assistant Coaches (Alma Mater/Pos): Kent Briggs (Western Carolina '79, OLB); Ted Cain (Furman '74, Off. Coord/TE); Robbie Caldwell (Furman '76, OL); Buddy Green (N.C. State '76, Def. Coord/SE); Jimmy Kiser (Furman '79, WR); Mike O'Cain (Clemson '76, QB); Ken Pettus (Newberry '73, IL); Dick Portee (Eastern Illinois '65, RB); Jeff Snipes (Furman '81, DL)
Date Fall Practice Begins: August 12, 1991
Lettermen Lost: 21 **Lettermen Returning:** 62
***Starters Lost:** 10 ***Starters Returning:** 14
Offensive Formation: Option I **Defensive Formation:** Fifty
Top Losses (Name/Pos): Jesse Campbell/DB; Bobby Jurgens/F; Joe Johnson/DB; Fernandus Vinson/DB; Charlie Cobb/C; Mike Jones/T; Elijah Austin/T.
Offensive Starters Returning (Name/Pos): Charles Davenport/SE; Todd Harrison/TE; Scott Woods/T; Clyde Hawley/G; Mike Green/G; Gary Downs/TB; Terry Jordan/QB; Greg Manior/FB.
Defensive Starters Returning (Name/Pos): Tyler Lawrence/OLB; Ricky Logo/MG; Billy Ray Haynes/ILB; David Merritt/ILB; Sebastian Savage/DB.
Returning All-Conference Players (Name/Pos): Charles Davenport/SE; Todd Harrison/TE; Greg Manior/FB; Mark Thomas/DT; Tyler Lawrence/OLB.

1990 Statistical Leaders

Rushing	Att	Yds	Avg	TD	Tackles	Tot	TFL
Manior	97	406	4.2	1	Haynes	119	4
Downs	94	397	4.2	6	Savage	85	0
Shaw	93	395	4.2	6	Frost	71	6
Jackson	40	159	4.0	3	Merritt	66	5
George	19	141	7.4	0	Lawrence	52	4
					Thomas	41	2
					Logo	38	3
					Henry	27	1
					Akin	27	0
					Giannamore	20	0
					Burton	17	0
					Beard	17	0
Receiving	Rec	Yds	Avg	TD			
Shaw	34	288	8.5	1			
George	20	139	7.0	1			
Harrison	13	179	13.8	0			
Davenport	9	176	19.6	1			
Lawrence	9	149	16.6	1			
Passing	Att	Comp	Yds	Pct.	TD	Int	
Jordan	179	101	1221	122.1	6	5	
Davenport	82	44	565	62.8	3	4	

1991 Schedule

Date	Opponent	Time	Score	W-L	Opponent
Sept. 7	Virginia Tech	1:00 pm	67-0	W	Western Carolina
Sept. 14	Kent State	7:00 pm	13-21	L	Georgia Tech
Sept. 21	at Wake Forest	7:00 pm	20-15	W	Wake Forest
Sept. 28	North Carolina	1:00 pm	12-13	L	Maryland
Oct. 5	Georgia Tech	1:00 pm	12-9	W	North Carolina
Oct. 19	Marshall	2:00 pm	56-0	W	Appalachian State
Oct. 26	at Clemson	1:00 pm	0-31	L	Virginia
Nov. 2	at South Carolina	1:30 pm	17-24	L	Clemson
Nov. 9	Virginia	1:00 pm	38-29	W	South Carolina
Nov. 16	at Duke	1:00 pm	16-20	L	Virginia Tech
Nov. 23	Maryland	1:00 pm	16-0	W	Duke
			31-27	W	Southern Mississippi (All-American Bowl)

General Information


School Name: Wake Forest University **Nickname:** Demon Deacons
Location: Winston-Salem, NC
Stadium Name/Capacity: Groves/31,500 **Turf:** Natural Grass
Enrollment include Graduate School: 5,000 **Colors:** Old Gold & Black
Chancellor/President: Dr. Thomas K. Hearn, Jr. **Press Box Phone:** (919) 759-9969
1st Year of Football: 1888 **Athletic Director:** Dr. Gene Hooks
Sports Information Director: John Justus
Office Phone: (919) 759-5640 **Home Phone:** (919) 722-1094
Asst. SID: Dan Zacharias **Home Phone:** (919) 768-9465
Asst. SID: Julie McClung **Home Phone:** (919) 723-0610
SID Address: P.O. Box 7426, Winston-Salem, NC 27109
Fax Phone: (919) 759-5140
Federal Express Address: Wingate Rd, Room #335 Reynolds Gym, Winston-Salem, NC
Ticket Manager: Judy Cunningham **Office Phone:** (919) 759-5613
Head Coach/Alma Mater: Bill Dooley (Mississippi St. '56)
Record at School/Years: 18-24-2 (4 years)
Career Record (4-yr Schools/Years): 151-114-5 (24 years)
Best Time to Contact Coach: 11-30-Noon Mon-Th
Office Phone: (919) 759-5631
Assistant Coaches (Alma Mater/Pos): Bob Brush (Rutgers '67, Def. Coord/LB); Lawson Holland (Clemson '75, DB); Sandy Kinney (North Carolina '65, RB); Bill Maskill (Western Kentucky '71, DB); Jerry McManus (Wake Forest '78, QB); Skip Stress (California '76, TE); James Webster (North Carolina '72, DE); Eddie Williamson (Davidson '74, Off. Coord/OL); Cliff Yoshida (Cal Poly Pomona '63, DL)
Date Fall Practice Begins: August 20, 1991
Lettermen Lost: 17 **Lettermen Returning:** 48
***Starters Lost:** 5 ***Starters Returning:** 17
Offensive Formation: 1 Formation **Defensive Formation:** 52
Top Losses (Name/Pos): Phil Barnhill/QB, Dave Behrmann/K, Steve Brown/SE; Robbie Lingerfelt/OG).
Offensive Starters Returning (Name/Pos): Steven Ainsworth/OG, Gregg Long/WB, David Lowe/OT, John Henry Mills/TE, Tom Mordica/OG, Bob Niedbala/FB, Anthony Williams/TB.
Defensive Starters Returning (Name/Pos): Tryg Brody/DT, George Coghill/CB, Aubrey Hollifield/DT, Tony Hollis/SS, Mike McCrary/DE, Maurice Miller/DE, Diron Reynolds/LB, Lamont Scales/FS, Scott Shelhamer/LB, Mark Stackhouse/CB.
Possible 1991 Honors Candidates (Name/Pos): George Coghill/DB, Tryg Brody/DL, Anthony Williams/RB, John Henry Mills/TE.
Returning All-Conference Players (Name/Pos): John Henry Mills/TE.

1990 Statistical Leaders

Rushing	Att	Yds	Avg	TD	Tackles	Tot	TFL
Williams	181	866	4.8	9	Miller	80	3
Rogers	68	277	4.1	4	Reynolds	77	0
Barnhill	75	121	1.6	2	Lambert	70	1
Niedbala	23	120	5.2	0	Coghill	67	1
					Shelhamer	65	1
					Brody	60	15
					Smith	55	8
					Scales	53	0
					Belin	53	2
Receiving	Rec	Yds	Avg	TD			
Mills	46	623	13.5	3			
Brown	35	454	13.0	1			
France	18	222	12.3	2			
Jones	18	178	9.9	1			
Passing	Att	Comp	Yds	Pct.	TD	Int	
Barnhill	276	125	1443	45.3	6	12	

1991 Schedule

Date	Opponent	Time	Score	W-L	Opponent
Sept. 14	Western Carolina	7:00 pm	17-33	L	at Rice
Sept. 21	N.C. State	12:00 pm	23-12	W	Appalachian State
Sept. 28	at Northwestern	2:00 pm	15-20	L	at N.C. State
Oct. 5	Appalachian St.	6:00 pm	52-14	W	Army
Oct. 12	at North Carolina	1:00 pm	24-31	L	North Carolina
Oct. 19	Maryland	1:00 pm	13-41	L	at Maryland
Oct. 26	at Virginia	4:00 pm	14-49	L	Virginia
Nov. 2	at Clemson	1:00 pm	6-24	L	Clemson
Nov. 9	Duke	1:00 pm	20-57	L	at Duke
Nov. 16	at Georgia Tech	12:00 pm	7-42	L	Georgia Tech
Nov. 23	at Navy	1:30 pm	56-28	W	at Vanderbilt



Eric Gash

NORTH CAROLINA
12:10 P.M.
Nov. 9
Keenan Stadium



Mack Brown



Scott Rosen

MARYLAND
12:10 P.M.
Nov. 16
Death Valley



Joe Krivak

General Information

School Name: University of North Carolina **Nickname:** Tar Heels
Location: Chapel Hill, NC
Stadium Name/Capacity: Kenan Stadium/52,000 **Turf:** Natural Grass
Enrollment include Graduate School: 23,592 **Colors:** Carolina Blue & White
Chancellor/President: Paul Hardin **Press Box Phone:** (919) 962-2123
1st Year of Football: 1888 **Athletic Director:** John Swofford
Sports Information Director: Rick Brewer
Office Phone: (919) 962-2123 **Home Phone:** (919) 929-2721
Asst. SID: Dave Lohse **Home Phone:** (919) 967-7272
Asst. SID: Steve Kirschner **Home Phone:** (919) 929-9121
Asst. SID: Sheri West **Home Phone:** (919) 962-0612
SID Address: Smith Center, Bowles Drive, Chapel Hill, NC 27514
Fax Phone: (919) 490-1592
Federal Express Address: Smith Center, Bowles Drive, NC 27514
Ticket Manager: Ken Brown **Office Phone:** (919) 962-2296
Head Coach/Alma Mater: Mack Brown (Florida State '74)
Record at School/Years: 8-24-1 (3 years)
Career Record (4-yr Schools/Years): 25-52-1 (7 years)
Best Time to Contact Coach: 11am-12pm M-F **Office Phone:** (919) 966-2575
Assistant Coaches (Alma Mater/Pos): Tim Brewster (Illinois '84, TE), Dan Brooks (Western Carolina, '76, DL), Jim Cavanaugh (William & Mary, '70, WR), Bruce Johnson (Wofford, '70, DB), Whitey Jordan (Clemson, '58, OG & C), Terry Lewis (Southern, '70, OT), Darrell Moody (N.C. State, '70, RB & Off. Coord.), Donnie Thompson (Connecticut, '75, OLB), Carl Torbush (Carson-Newman, '74, LB & Def. Coord.)
Date Fall Practice Begins: August 14, 1991
Lettermen Lost: 2 **Lettermen Returning:** 49
***Starters Lost:** 3 ***Starters Returning:** 21
Offensive Formation: Multiple - I **Defensive Formation:** Multiple 50
Top Losses (Name/Pos): Kevin Donnalley/OT; Dennis Tripp/DT
Offensive Starters Returning (Name/Pos): Cory Holliday/SE; Deems May/TE; Brian Bollinger/OG; Andy Dinkin/OG; Andrew Oberg/OT; Randall Parsons/C; Todd Burnett/QB; Joey Jauch/FL; Mike Faulkerson/FB; Natrone Means/TB; Clint Gwaltney/PK.
Defensive Starters Returning (Name/Pos): Eric Gash/OLB; Jonathan Perry/OLB; Roy Barker/DT; Dwight Hollier/OG; Tommy Thigpin/LB; Doxie Jordan/CB; Cliff Baskerville/CB; Rodell Jones/FS; Cookie Massey/SS; Scott McAlister/P.
Possible 1991 Honors Candidates (Name/Pos): Dwight Hollier/LB; Tommy Thigpin/LB; Eric Gash/OLB; Brian Bollinger/OG; Randall Parsons/C; Natrone Means/TB; Rondell Jones/DB; Deems May/TE; Scott McAlister/P; Clint Gwaltney/PK.
Returning All-Conference Players (Name/Pos): Dwight Hollier/LB.

1990 Statistical Leaders

1960 Statistical Leaders							
Rushing	Att	Yds	Avg	TD	Tackles	Tot	TFL
Means	168	849	5.1	10	Hollier	155	8
Blount	92	381	4.1	2	Thigpin	111	12
Faulkerson	61	180	3.0	2	Gash	83	13
Watkins	34	132	3.9	0	Jones	80	1
Marshall	48	124	2.6	2	Timmons	74	2
					Massey	66	4
Receiving	Rec	Yds	Avg	TD	Perry	66	9
Holliday	28	488	17.4	1	Barker	63	10
Means	24	229	9.5	1	Tripp	58	5
Reese	23	291	12.7	0	Jordan	47	0
Blount	13	92	7.1	0	Walker	42	0

1991 Schedule

Date	Opponent	Time
Sept. 14	Cincinnati	7:00 pm
Sept. 21	at Army	1:00 pm
Sept. 28	at N.C. State	1:00 pm
Oct. 5	William & Mary	1:30 pm
Oct. 12	Wake Forest	1:30 pm
Oct. 19	at Virginia	12:00 pm
Oct. 26	at Georgia Tech	12:00 pm
Nov. 2	Maryland	12:00 pm
Nov. 9	Clemson	12:10 pm
Nov. 16	South Carolina	1:30 pm
Nov. 23	Duke	12:00 pm

1990 Results Records (6-4-1)

Score	W-L	Opponent
34-0	W	Miami of Ohio
5-27	L	at South Carolina
48-21	W	Connecticut
16-13	W	Kentucky
9-12	L	N.C. State
31-24	W	at Wake Forest
13-13	T	Georgia Tech
34-10	W	Maryland
3-20	L	Clemson
10-24	L	Virginia
24-22	W	at Duke

General Information

School Name: University of Maryland **Nickname:** Terrapins
Location: College Park, Maryland
Stadium Name/Capacity: Byrd Stadium/45,000 **Turf:** Natural Grass
Enrollment include Graduate School: 36,029 **Colors:** Red, White, Black & Gold
Chancellor/President: Dr. Donald N. Langerberg **Press Box Phone:** TBA
1st Year of Football: 1892 **Athletic Director:** Andy Gieger
Sports Information Director: Herb Hartnett
Office Phone: (301) 314-7064 **Home Phone:** (301) 730-8824
Asst. SID: Ivan Meltzer **Home Phone:** (301) 935-3267
Asst. SID: Joe Blair **Home Phone:** (301) 589-6883
SID Address: P.O. Box 295, College Park, MD 20741-0295
Fax Phone: (301) 314-9094
Federal Express Address: Stadium Drive, Cole Fieldhouse, Room 1112
Ticket Manager: Jack Zane **Office Phone:** (301) 314-7070
Head Coach/Alma Mater: Joe Krivak (Syracuse '56)
Record at School/Years: 18-25-2 (4th year)
Career Record (4-yr Schools/Years): 18-25-2 (4 years)
Best Time to Contact Coach: 12:30-2:00 Wed. & Th.
Office Phone: (301) 454-6549
Assistant Coaches (Alma Mater/Pos): Jerry Eisaman (Kentucky '61, QB); Kurt Van Valkenburg (Springfield Col. '71, DE); George Foussekis (Virginia Tech '68, LB); Tony Whittlesey (Depauw '69, RB); Dennis Murphy (Notre Dame '63, DL); John Zernhelt (Maryland '77, OL); Rod Sharpless (Maryland '75, WR); Paul Tottorella (Slippery Rock '85, TE, ST); Greg Williams (N.C. State '69, Def. Coord., DB).
Team Captains: Sandwisch, Rosen & Suplee
Lettermen Lost: 18 **Lettermen Returning:** 31
***Starters Lost:** 10 ***Starters Returning:** 12
Offensive Formation: Proset **Defensive Formation:** 4-4 Multiple
Top Losses (Name/Pos): Zolak, QB
Offensive Starters Returnin (Name/Pos): Kevin Arline/OG; Troy Jackson/RB; Ron Staffileno/OG; Mitch Supplee/C; Gene Thomas/WR; Frank Wycheck/HG.
Defensive Starters Returning (Name/Pos): Greg Hines/DE; Ron Reagan/DB; Mike Thomas/DB; Larry Webster/DT; Lubo Zizakovic/DT; Dan DeArmas/Punter/Kicker.
Possible 1991 Honors Candidates (Name/Pos): Larry Webster, Scott Rosen, Mark Mason.

1990 Statistical Leaders

Top Statistical Leaders							
Rushing	Att	Yds	Avg	TD	Tackles	Tot	TFL
Jackson	176	662	3.8	4	Jarmolowich	82	1
Mason	43	216	5.0	2	Webster	75	6
Receiving	Rec	Yds	Avg	TD			
Wycheck	58	509	8.8	1			
Jackson	23	193	8.4	1			
Passing	Att		Comp	Yds	Pct.	TD	Int
Zolak	418		225	2589	.538	10	19

1991 Schedule

Date	Opponent	Time
Sept. 7	Virginia	12:00 pm
Sept. 14	Syracuse	7:00 pm
Sept. 21	West Virginia	4:00 pm
Oct. 5	at Pittsburgh	12:00 pm
Oct. 12	at Georgia Tech	1:00 pm
Oct. 19	at Wake Forest	1:00 pm
Oct. 26	Duke	1:30 pm
Nov. 2	at North Carolina	12:00 pm
Nov. 9	Penn State (Balt.)	1:30 pm
Nov. 16	at Clemson	12:00 pm
Nov. 23	at N.C. State	1:00 pm

1990 Results (6-5-1)

Score	W-L	Opponent
20-13	W	Virginia Tech
14-10	W	at West Virginia
17-18	L	Clemson
13-12	W	N.C. State
17-45	L	at Michigan
3-31	L	Georgia Tech
41-13	W	Wake Forest
23-20	W	at Duke
10-34	L	at North Carolina
10-24	L	at Penn State
35-30	W	at Virginia
34-34	T	Louisiana Tech (Independence Bowl)



Bobby Fuller

SOUTH CAROLINA
1:30 P.M.
Nov. 23
Williams-Brice
Stadium



Sparky Woods



Dave Brown

COCA COLA BOWL
DUKE
9:30 P.M.
Nov. 30
Tokyo Dome
Tokyo, Japan



Barry Wilson

General Information

School Name: University of South Carolina **Nickname:** Fighting Gamecocks
Location: Columbia, SC
Stadium Name/Capacity: Williams Brice/72,400 **Turf:** Natural Grass
Enrollment include Graduate School: 25,613 **Colors:** Garnet and Black
Chancellor/President: Dr. John M. Palms **Press Box Phone:** (803) 777-2040
1st Year of Football: 1892 **Athletic Director:** King Dixon
Sports Information Director: Kerry Tharp
Office Phone: (803) 777-5204 **Home Phone:** (803) 776-0382
Asst. SID: Brian Binette **Home Phone:** (803) 736-9444
Asst. SID: Phillip Chastain (Grad. Asst) **Home Phone:** (803) 765-9701
SID Address: 1300 Rosewood Drive, Columbia, SC 29208
Fax Phone: (803) 777-2967
Federal Express Address: 1300 Rosewood Drive, Columbia, SC 29208
Ticket Manager: Dennis Toney **Office Phone:** (803) 777-2003
Head Coach/Alma Mater: Sparky Woods (Carson-Newman '76)
Record at School/Years: 12-9-1 (2 years)
Career Record (4-yr Schools/Years): 50-28-3 (7 years)
Best Time to Contact Coach: 11 AM-1 PM M-F **Office Phone:** (803) 777-4272
Assistant Coaches (Alma Mater/Pos): David Bibee (Tennessee, '77, DB), Miles Alridge (Gardner-Webb, '71, ILB, Co-Def. Coord), Clyde Christenson (North Carolina, '79, RB), Stan Hixon (Iowa State, '79, WR), Don Kirkpatrick (Lenoir-Rhyne, '82, QB), Brad Lawing (Lenoir-Rhyne, '79, DL), Carroll McCray (Gardner-Webb, '83, OL), Tommy West (Tennessee, '75, OLB, co-def. coord.), Art Wilkins (Bucknell, '72, TE/HB).
Date Fall Practice Begins: August 13, 1991
Lettermen Lost: 15 **Lettermen Returning:** 49
***Starters Lost:** 10 ***Starters Returning:** 14
Offensive Formation: Multiple **Defensive Formation:** Multiple
Top Losses (Name/Pos): Mike Dingle/RB, Ike Harris/OL, Calvin Stephens/OL, Kurt Wilson/DL, Patrick Hinton/LB, Collin Mackie/PK.
Offensive Starters Returning (Name/Pos): Bobby Fuller/QB, Robert Brooks/WR, Eddie Miller/WR, Charles Steward/TE, Jay Killen/OL, Antoine Rivens/OL.
Defensive Starters Returning (Name/Pos): Gerald Dixon/DE, Marty Dye/DT, Joe Reaves/LB, Mike Tolbert/OLB, Leon Harris/FS, Cedric Surratt/CB.
Possible 1991 Honors Candidates (Name/Pos): Robert Brooks/WR; Bobby Fuller/QB; Gerald Dixon/OLB; Daren Parker/P.

1990 Statistical Leaders

Rushing	Att	Yds	Avg	TD	Tackles	Tot	TFL
Dingle	187	746	4.0	8	Hinton	109	2
DeBoer	125	700	5.6	6	Harris	91	1
Haynes	56	225	3.6	1	Reaves	89	4
Watson	18	73	4.1	0	Miller	76	7

Receiving	Rec	Yds	Avg	TD	Tackles	Tot	TFL
Brooks	33	548	16.6	6	Dixon	70	4
Dingle	26	233	9.0	2	Dye	66	4
Haynes	22	247	11.2	1	Wilson	54	9
Miller	21	457	21.8	2	Surratt	51	0

Passing	Att	Comp	Yds	Pct.	TD	Int
Fuller	294	171	2,372	58.2	13	9
Mitchell	20	11	146	55.0	3	0

1991 Schedule			1990 Results Record (6-5)		
Date	Opponent	Time	Score	W-L	Opponent
Sept. 7	Duke	7:00 pm	21-10	W	Duke
Sept. 14	at West Virginia	1:00 pm	27-5	W	North Carolina
Sept. 21	Virginia Tech	7:00 pm	35-24	W	at Virginia Tech
Sept. 28	at East Carolina	1:30 pm	6-27	L	at Georgia Tech
Oct. 5	East Tenn. State	1:30 pm	37-7	W	East Carolina
Oct. 12	Louisiana Tech	1:30 pm	35-38	L	Citadel
Oct. 19	Georgia Tech	1:30 pm	29-38	L	at N.C. State
Nov. 2	N. C. State	1:30 pm	10-41	L	Florida State
Nov. 9	at Florida State	2:00 pm	38-13	W	Southern Illinois
Nov. 16	at North Carolina	1:30 pm	15-24	L	at Clemson
Nov. 23	Clemson	1:30 pm	29-10	W	West Virginia

General Information

School Name: Duke University **Nickname:** Blue Devils
Location: Durham, NC
Stadium Name/Capacity: Wallace Wade **Turf:** Natural Grass
Enrollment include Graduate School: 10,000 **Colors:** Royal Blue & White
Chancellor/President: H. Keith H. Brodie, MD **Press Box Phone:** (919) 684-2633
1st Year of Football: 1888 **Athletic Director:** Tom Butters
Sports Information Director: Mike Cragg
Office Phone: (919) 684-2633 **Home Phone:** (919) 544-0259
Asst. SID: Richard Kilwien **Home Phone:** (919) 383-0311
Asst. SID: Warren Miller **Home Phone:** (919) 489-6488
SID Address: 115 Cameron Indoor Stadium
Fax Phone: (919) 684-2489
Federal Express Address: 115 Cameron Indoor Stadium, Durham, NC 27706
Ticket Manager: Ruby McLawhon **Office Phone:** (919) 681-2583
Head Coach/Alma Mater: Barry Wilson (Georgia '65)
Record at School/Years: 4-7 (1 yr.)
Career Record (4-yr Schools/Years): 4-7 (1 yr.)
Best Time to Contact Coach: Mornings **Office Phone:** (919) 684-2635
Assistant Coaches (Alma Mater/Pos): Scott Anderson (Georgia Tech '82, RB); Rod Broadway (North Carolina '77, DL); Marvin Brown (Duke '81, WR); Fred Chatham (North Carolina '74, TE); Dan Hammerschmidt (Colorado State '86, DB); Ted Million (Duke '86, OL); Ted Roof (Georgia Tech '86, OLB); Dale Straham (Ohio Northern, Def. Coord/ILB); Eddie Wilson (Arizona '62, Off. Coord/QB)
Date Fall Practice Begins: August 11, 1991
Lettermen Lost: 14 **Lettermen Returning:** 50
***Starters Lost:** 5 ***Starters Returning:** 17
Offensive Formation: Multiple **Defensive Formation:** Multiple, 50
Top Losses (Name/Pos): Chip Nitowski/OL; Billy Ray/QB, Tom Corpus/OLB.
Offensive Starters Returning (Name/Pos): Stuart Albright/C; Chris Brown/FB; Randy Cuthbert/TB; Walter Jones/WR; Marc Mays/WR; Pete Petroff/OL; Aaron Shaw/TE.
Defensive Starters Returning (Name/Pos): Mark Allen/ILB; Preston Anderson/DT; Duane Marks/OLB; Quinton McCracken/CB; Derrick Jackson/ROV; Geoff Smith/DT; Wyatt Smith/CB; Erwin Sampson/FS; Darrell Spell/OLB; Scott Youmans/NG.
Possible 1991 Honors Candidates (Name/Pos): Erwin Sampson/FS; Dave Brown/QB; Randy Cuthbert/TB; Marc Mays/WR; Mark Allen/ILB.
Returning All-Conference Players (Name/Pos): Erwin Sampson/FS; Marc Mays/WR.

1990 Statistical Leaders

Rushing	Att	Yds	Avg	TD	Tackles	Tot	TFL
Cuthbert	136	595	4.4	4	Allen	121	4
Brown	48	207	4.3	1	Spells	108	2
Gallman	23	103	4.5	1	Sampson	101	1

Receiving	Rec	Yds	Avg	TD	Tackles	Tot	TFL
Cuthbert	46	374	8.1	1	Youmans	58	9
Mays	35	457	13.1	2	Marks	56	4
Shaw	35	383	10.9	2	Jackson	55	4
Jones	19	352	18.5	5	Pearson	50	0
Brown	14	118	8.4	1	Anderson	49	6

Passing	Att	Comp	Yds	Pct.	TD	Int
Brown	245	129	1444	52.7	8	12

1991 Schedule			1990 Results Records (4-7)		
Date	Opponent	Time	Score	W-L	Opponent
Sept. 7	at South Carolina	7:00 pm	10-21	L	at South Carolina
Sept. 14	Rutgers	12:10 pm	27-24	W	at Northwestern
Sept. 21	Colgate	7:00 pm	0-59	L	Virginia
Sept. 28	at Virginia	1:00 pm	7-26	L	at Clemson
Oct. 5	Vanderbilt	1:30 pm	17-16	W	at Army
Oct. 26	at Maryland	1:30 pm	49-18	W	Western Carolina
Nov. 2	Georgia Tech	1:30 pm	20-23	L	Maryland
Nov. 9	at Wake Forest	1:00 pm	31-48	L	at Georgia Tech
Nov. 16	N.C. State	1:30 pm	57-20	W	Wake Forest
Nov. 23	at North Carolina	12:10 pm	0-16	L	at N.C. State
Nov. 30	Clemson (Tokyo)	9:30 pm	22-24	L	North Carolina

Joey Walters
1975 Reception Leader

Clemson Records

Travel Information

DISTANCE DATA

One must travel 40 miles to Clemson from the Greenville Airport. It is 115 miles to the Atlanta Airport.

Directions to Clemson

HOTELS/MOTELS

Best Western-University Inn (98 rooms)	(803) 225-3721
3430 N. Main St., Anderson	Toll Free Reservations 1-800-528-1234
Cape Cod Inn (40 rooms)	(803) 224-4464
4020 Clemson Blvd. (Hwy. 76), Anderson	
Comfort Inn of Clemson (122 Rooms)	(803) 653-3600
Highway 123 at 76, Clemson	
Day's Inn (55 rooms)	(803) 859-9902
1711 123 By-Pass, Easley	Toll Free Reservations 1-800-325-2525
Day's Inn (60 rooms)	(803) 885-0710
Hwy 123 & Radio Station Rd., Seneca	
Holiday Inn (220 rooms)	(803) 654-4450
US Highway 123, Clemson	Toll Free Reservations 1-800-465-4329
Holiday Inn (130 rooms)	(803) 226-6051
3025 N. Main St., Anderson	Toll Free Reservations 1-800-465-4329
Howard Johnson's (60 rooms)	(803) 226-3457
I-85 & Hwy 76, Anderson	Toll Free Reservations 1-800-654-2000
Ramada Inn (149 rooms)	(803) 654-7501
US Hwy 76 & 123 By-Pass, Clemson	

BED AND BREAKFAST

Liberty Hall Inn (8 rooms)	(803) 646-7500
621 S. Mechanic St., Pendleton	

AIRLINES

Greenville-Spartanburg Airport	Reservations (803) 232-4612
I-85, Airport Exit, Greenville	
American Airlines	
Toll Free Reservations	1-800-263-7422
Eastern Airlines	
Reservations & Information	(803) 232-3571
Delta Airlines	
Toll Free Reservations	1-800-523-7777/(803) 242-1033
Pan Am Airlines	
Toll Free Reservations	1-800-221-1111
US Air	
Reservations & Information	(803) 271-6121
TWA Airlines	
Toll Free Reservations	1-800-221-2000
United Airlines	
Toll Free Reservations	1-800-241-6522

AUTO RENTALS

Agency Rent-A-Car	(803) 235-7895
33 Villa Rd., Greenville	
Avis Rent-A-Car	(803) 877-6456
Greenville-Spartanburg Airport	Toll Free Reservations 1-800-331-1212

Budget Rent A Car	(803) 877-9115
Highway 14 & I-85	Toll Free Reservations 1-800-527-0700
Dollar Rent-A-Car	(803) 288-6876
3907 Pelham Rd., Greenville	
Hertz Rent A Car	(803) 877-4261
Greenville-Spartanburg Airport	Toll Free Reservation 1-800-654-3131
National Car Rental	(803) 877-6446
Greenville-Spartanburg Airport	Toll Free Reservations 1-800-328-4567
United Leasing	(803) 242-4079
2450 Laurens Road	(803) 288-8800

LIMOUSINE

Airport Limousine Service	(803) 879-2315
Greenville-Spartanburg Airport	After Hours (803) 235-1713

TAXICAB SERVICE

Rochester Cab Company	(803) 882-8787
N. Walnut St., Seneca	
Yellow Cab of Greenville	(803) 232-5322
529 N. Washington St., Greenville	

RAIL LINES

Amtrak	Toll Free Reservations 1-800-872-7245
--------	---------------------------------------

BUS LINES

Greenville Bus Lines	Toll Free Reservations 1-800-662-8687
Greyhound	(803) 232-7378
Charter	Toll Free Reservations 1-800-528-0447
Trailways	(803) 271-0995
505 E. Stone Ave., Greenville	
Young Buses	(704) 258-0084
943 Riverside Dr., Asheville, NC	

FROM ATLANTA: Take Interstate 85 North to Exit 13 in South Carolina. Take a left and cross bridge over interstate on S.C. Highway 187 until the road runs into U.S. Highway 76 and 28. Make a left at this traffic light. Stay on this road until an exit at highway 93. Make a right on 93, and route 93 runs into Clemson.

FROM GREENVILLE: Take Interstate 85 South to Exit 40. Make a right on S.C. highway 153. Follow this road until it forms into U.S. 123. Take 123 south which runs into Clemson, SC.

FROM COLUMBIA: Take Interstate 26 west and exit on to Interstate 276 west. Exit Interstate 276 for road 385 south. From 385 take Interstate 85 south and exit at Exit 40. Make a right on S.C. highway 153. Follow this road until it forms into U.S. 123. Take 123 south which runs into Clemson, SC.

Individual Records

Clemson Records

RUSHING

MOST RUSHES

Game: 36, Jim Shirley vs. N.C. State, 1951; Ray Yauger vs. Wake Forest, 1969

Season: 230, Buddy Gore, 1967

Career: 600, Buddy Gore, 1966-68

CONSECUTIVE ATTEMPTS

Game: 8, Stacey Driver vs. Wake Forest, 1983

RUSHING YARDS

Game: 260, Cliff Austin vs. Duke, 1982

Season: 1258, Terrence Flagler, 1986

Career: 2914, Kenny Flowers, 1983-86

RUSHING YARDS PER GAME

Season: 106.4 (1064 in 10 games), Cliff Austin, 1982

Career: 89.6 (2778 in 31 games), Terry Allen, 1987-89

YARDS PER ATTEMPT

Game: 30.4 (5-152), Ken Moore vs. The Citadel, 1954

Season: (Min 350 Yards) 7.2, Billy Poe (53-380), 1945

Career: (Min 1,000 Yards) 5.922 (194-1149) by Jackie Calvert, 1948-50

100-YARD GAMES

Season: 7, Kenny Flowers, 1985

Career: 11, Buddy Gore, 1966-68; Kenny Flowers, 1983-86

CONSECUTIVE 100-YARD GAMES

Season: 5, Kenny Flowers, 1985

100-YARD GAMES vs. ONE OPPONENT

Career: 3, Kenny Flowers vs. Duke, 1983-84-85

200-YARD GAMES

Season: 2, Terrence Flagler, 1986

Career: 2, Terrence Flagler, 1982-86; Ray Yauger, 1967-69

MOST YARDS RUSHING IN A SERIES IN A SEASON

Two Games: 387, Terrence Flagler, 1986

Three Games: 489, Terrence Flagler, 1986

Four Games: 590, Cliff Austin, 1982

Five Games: 744, Terrence Flagler, 1986

Six Games: 858, Terrence Flagler, 1986

RUSHING YARDS BY A FRESHMAN

Game: 234, Don King vs. Fordham, 1952

Season: 973, Terry Allen, 1987

YARDS RUSHING BY QUARTERBACK

Game: 140, Mike O'Cain vs. N.C. State, 1976

Season: 649, Steve Fuller, 1978

Career: 1737, Steve Fuller, 1975-78

YARDS BY TWO RUNNING BACKS

Game: 318, Cliff Austin (260) and Chuck McSwain (58) vs. Duke, 1982

Season: 2031, Kenny Flowers (1200) and Stacey Driver (831), 1985

Career: 5076, Kenny Flowers (2914) and Terrence Flagler (2162), 1982-86

Note: Career is for two backs in the same class.

RUSHING TOUCHDOWNS

Game: 5, Maxcey Welch vs. Newberry, 1930; Stumpy Banks vs. Furman, 1917

Season: 17, Lester Brown, 1978

Career: 31, Lester Brown, 1976-79

ALL-PURPOSE RUNNING YARDS

Game: 274, Terrence Flagler vs. Wake Forest, 1986 (209 Rushing, 65 receiving)

Season: 1446, Terrence Flagler, 1986 (1258 rushing, 188 receiving)

Career: 3273, Buddy Gore, 1966-68 (2571 rushing, 65 receiving, 637 kickoff returns)

ALL-PURPOSE RUNNING PER GAME

Season: 122.1, Ray Mathews, 1948 (1343 yards in 11 games)

Career: 109.1, Buddy Gore, 1966-68 (3273 yards in 30 games)

PASSING

MOST PASS ATTEMPTS

Half: 46, Rodney Williams vs. N.C. State (2nd), 1987

Game: 53, Rodney Williams vs. N.C. State, 1987

Season: 267, Tommy Kendrick, 1970

Career: 717, Rodney Williams, 1985-88

MOST ATTEMPTS PER GAME

Season: 24.3, Tommy Kendrick, 1970 (267 in 11 games)

Career: 20.1, Tommy Kendrick, 1969-71 (644 in 32 games)

PASS COMPLETIONS

Game: 25, Tommy Kendrick vs. Florida State, 1970

Season: 133, Tommy Kendrick, 1970

Career: 333, Rodney Williams, 1985-88

COMPLETIONS PER GAME

Season: 12.1, Tommy Kendrick, 1970 (133 in 11 games)

Career: 9.5, Tommy Kendrick, 1969-71 (303 in 32 games)

CONSECUTIVE PASS COMPLETIONS

Game: 9, Steve Fuller vs. The Citadel, 1978

Season: Same as one game


CONSECUTIVE GAMES COMPLETING A PASS

Season: 12 by many

Career: 46, Rodney Williams, 1985-88



Jackie Calvert, seen here carrying a white football, averaged 5.92 yards a carry over his three-year career.



Tommy Kendrick still holds the Clemson record for 200-yard passing games in a career and the passing yards per game record with 121.6

COMPLETION PERCENTAGE

Game: (Min 9 Comp.) 1,000, Steve Fuller (9-9) vs. The Citadel, 1978
 (Min 10 Comp.) .800, Mike Eppley (12-15) vs. Virginia, 1983
 (Min 15 Comp.) .689, Homer Jordan (20-29) vs. Maryland, 1981
 Season: (Min 80 Comp.) .596, Mike Eppley (99-166), 1983
 Career: (Min 150 Att.) .567, Chris Morocco (89-157), 1986-89

HIGHEST EFFICIENCY RATING

Game: (Min. 10 Att.) 310.72 Bobby Gage vs. Furman, 1948
 (9-11-245-2-1)
 (Min. 15 Att.) 240.38 Jimmy Addison vs. Virginia, 1965
 (12-19-283-3)
 Season: (Min 40 Comp.) 158.26, Willie Jordan, 1975
 (Min. 75 Comp.) 146.0, Mike Eppley, 1983
 Career: (Min 100 Att.) 131.3, Mark Fellers, 1972-74

PASSES HAD INTERCEPTED

Game: 5, Don King vs. Auburn, 1953
 Season: 20, Tommy Kendrick, 1969
 Career: 42, Tommy Kendrick, 1969-71

LOWEST INTERCEPTION PERCENTAGE

Season: (Min. 75 Att) 1.49%, Chris Morocco, 1989 (2 in 134 att.)
 Career: (Min. 100 Att) 2.55%, Chris Morocco, 1986-89 (4 in 157 att.)

CONSECUTIVE PASSES WITHOUT INTERCEPTION

Season: 122, Rodney Williams, 1988

MOST GAMES WON AS STARTING QUARTERBACK

Season: 12, Homer Jordan, 1981
 Career: 32, Rodney Williams, 1985-88 (32-10-2)

BEST WINNING PERCENTAGE AS STARTING QUARTERBACK

Season: 1.000 (12-0), Homer Jordan, 1981
 Career: (Min. 15 Games) .796, Mike Eppley (21-5-1), 1980-84

CONSECUTIVE GAMES STARTED AT QUARTERBACK

Career: 32 by Tommy Kendrick, 1969-71

MOST GAMES STARTED AT QUARTERBACK

Career: 44, Rodney Williams, 1985-88

MOST YARDS PASSING

Game: 323, Thomas Ray vs. North Carolina, 1965
 Season: 1655, Steve Fuller, 1977
 Career: 4647, Rodney Williams, 1985-88

YARDS PER GAME PASSING

Season 149.1, Jimmy Addison, 1966
 Career: 121.6, Tommy Kendrick, 1969-71

YARDS PER COMPLETION

Game: (Min. 8 Comp.) 28.0, Tommy Kendrick (9 for 252 yards) vs. Virginia, 1971
 Season: (Min. 45 Comp.) 21.3, Bobby Gage (47 for 1002 yards), 1947
 Career: (Min. 100 Comp.) 19.9, Bobby Gage (123 for 2448 yards), 1945-48

YARDS PER ATTEMPT

Game: (Min. 8 Att) 22.0, Bobby Gage (11 for 245), vs. Furman, 1947
 Season: (Min. 75 Att.) 9.19, Bobby Gage (115 for 1002), 1947
 Career: (Min. 100 Att.) 8.81, Bobby Gage (278 for 2448 yards), 1945-48

200-YARD GAMES

Season: 3, Tommy Kendrick, 1969 and 1970
 Career: 7, Tommy Kendrick, 1969-71

TOUCHDOWN PASSES

Game: 4, Bobby Gage vs. Auburn, 1947
 Season: 14, Mike Eppley, 1984
 Career: 28, Mike Eppley, 1980-84

TOUCHDOWN PASSES PER GAME

Season: 1.27, Mike Eppley (14 in 11 games), 1984
 Career: 0.84, Mike Eppley (28 in 33 games), 1980-84

TOTAL OFFENSE

MOST OFFENSIVE PLAYS

Game: 57, Rodney Williams vs. N.C. State, 1987
 Season: 383, Steve Fuller, 1977
 Career: 1089, Steve Fuller, 1975-78

MOST TOTAL OFFENSE YARDS

Game: 374, Bobby Gage vs. Auburn, 1947
 Season: 2164, Steve Fuller, 1978
 Career: 6096, Steve Fuller, 1975-78

TOTAL OFFENSE PER GAME

Season: 180.3, Steve Fuller, 1978
 Career: 141.7, Steve Fuller, 1975-78

YARDS PER PLAY

Game: 12.0, Billy Hair vs. Duquesne, 1950 (24 plays, 104 rush, 185 pass for 289)
 Season: 8.1, Jackie Calvert, 1950 (157 plays, 714 rush, 557 pass for 1271)
 Career: 6.32, Bobby Gage, 1945-48 (594 plays, 1309 rush, 2448 pass for 3757)

200-YARD GAMES

Season: 4 Billy Hair, 1951; Steve Fuller, 1978; Homer Jordan, 1981
 Career: 9 Steve Fuller, 1975-78

PASS RECEIVING

MOST PASSES CAUGHT

Game: 11, Phil Rogers vs. North Carolina, 1965
 Season: 58, Jerry Butler, 1978
 Career: 150, Perry Tuttle, 1978-81

MOST YARDS GAINED

Game: 163, Jerry Butler vs. Georgia Tech, 1977
 Season: 915, Perry Tuttle, 1980
 Career: 2534, Perry Tuttle, 1978-81

RECEPTION YARDS PER GAME

Season: 83.1, Perry Tuttle, 1980
 Career: 55.5, Jerry Butler, 1975-78

YARDS PER RECEPTION

Game: (Min. 5 rec.) 32.6, Jerry Butler (5-163) vs. Georgia Tech, 1977
 Season: (Min. 10 rec.) 32.1, Gary Cooper (13-417) in 1988
 Career: (Min. 35 rec.) 20.34, Joe Blalock (38-773), 1939-41

MOST TOUCHDOWN PASSES CAUGHT

Game: 3, Dreher Gaskin vs. Auburn, 1953
 Season: 8, Perry Tuttle, 1981 and Terrance Roulhac, 1984
 Career: 18, Glenn Smith, 1949-51

RECEPTIONS BY A RUNNING BACK

Game: 7 (for 31 yards) by Dick Bukowsky vs. Florida State, 1970
 Season: 21, Ray Yaeger, 1969
 Career: 45, Ray Yaeger, 1968-70

RECEPTIONS BY A TIGHT END

Game: 6, Jack Anderson vs. N.C. State, 1968; John McMakin vs. UNC, 1971; Bennie Cunningham vs. Wake Forest 1975
 Season: 29, John McMakin, 1971
 Career: 64, Bennie Cunningham, 1973-75

CONSECUTIVE GAMES CATCHING A PASS

Career: 35, Jerry Butler, 1975-78. Caught at least 1 pass in all games in 1976, 1977 and 1978.

INTERCEPTIONS

MOST INTERCEPTIONS

Game: 3, Kit Jackson vs. Wake Forest, 1965
 Season: 8, Robert O'Neal, 1989
 Career: 17, Terry Kinard, 1978-82

MOST YARDS INTERCEPTION RETURNS

Game: 102, Don Kelley on 1 return vs. Duke, 1970
 Season: 156, Don Kelley on 3 interceptions, 1970
 Career: 275, Rex Varn on 10 interceptions, 1976-79

AVERAGE INTERCEPTION RETURN

Game: (Min. 2) 50.5, Willie Underwood (2-101) vs. South Carolina, 1980
 Season: (Min. 3) 52.0, Don Kelley (3-156), 1970
 Career: (Min. 5) 27.5, Rex Varn (10-275), 1976-79

INTERCEPTION RETURNS FOR TOUCHDOWN

Game: 1 by many
 Season: 3 by Arlington Nunn, 1990
 Career: 3 by Arlington Nunn, 1987-90

INTERCEPTIONS BY A LINEBACKER

Game: 2, Johnny Rembert, vs. W. Carolina, 1982
 Season: 6, Johnny Rembert, 1982
 Career: 8, Johnny Rembert, 1981-82

PUNTING

MOST PUNTS

Game: 13, Marion Butler vs. Wake Forest, 1942
 Season: 81, David Sims, 1979
 Career: 197, David Sims, 1977-80

BEST PUNTING AVERAGE

Game: (Min. 3 punts) 55.3 Dale Hatcher (3 for 166) vs. Kentucky, 1982
 Season: (Min. 25 punts) 44.48, Chris Gardocki (58-2580), 1990
 Career: (Min. 50 punts) 43.48, Chris Gardocki (151-6566), 1988-90

BEST NET PUNTING AVERAGE

Game: (Min. 4 punts) 46.7, Dale Hatcher (6 punts) vs. Kentucky, 1981
 Season: (Min. 25 punts) 42.7, Dale Hatcher (54 punts) in 1984
 Career: (Min. 50 punts) 40.7, Dale Hatcher (191 punts) 1981-84

PUNTS OVER 50 YARDS


Game: 6, Banks McFadden (12 punts) vs. Tulane, 1939
 Season: 22, Banks McFadden (65 punts) in 1939
 Career: 44, Dale Hatcher (191 punts), 1981-84

PUNTS INSIDE THE 20

Game: 6, Dale Hatcher vs. Georgia, 1982
 6, Banks McFadden vs. Furman, 1939
 Season: 24, David Sims in 1979
 Career: 69, Dale Hatcher, 1981-84

TOTAL PUNTING YARDS

Game: 504, Banks McFadden vs. Tulane, 1939
 Season: 3468, David Sims, 1979
 Career: 8191, Dale Hatcher, 1981-84



Rex Varn had a record 275 yards in interception returns between 1976 and 1979. Included in that total was this 94-yard return at N.C. State in 1978.

PUNT RETURNS

MOST PUNT RETURNS

Game: 10, Shad Bryant vs. Furman, 1939
 Season: 34, Billy Davis, 1981
 Career: 88, Marion Butler, 1941-42-43-45

MOST YARDS PUNT RETURNS

Game: 167, Don Kelley on 4 returns vs. Maryland, 1970
 Season: 487, Shad Bryant on 27 returns, 1938
 Career: 779, Shad Bryant, 1937-39

AVERAGE PUNT RETURN

Game: (Min. 2. Ret.) 51.0 (102 on 2), Richie Luzzi vs. Georgia, 1968
 Season: (Min. 10 Att.) 16.9, Bobby Gage (12-203), 1948
 Career: 12.5, Streak Lawton (26-456), 1935-36

RETURN YARDAGE (PR & INT)

Game: 223, Don Kelley vs. Maryland, 1970
 Season: 545, Don Kelley, 1970
 Career: 810, Don Kelley, 1969-71

PUNT RETURNS FOR TOUCHDOWN

Game: 1 by many
 Season: 2 by Shad Bryant, 1938
 by Don Kelley, 1970
 by Donnell Woolford, 1987
 Career: Same as for season

MOST BLOCKED PUNTS

Quarter: 2, Mitch Belton vs. Maryland (2nd), 1989
 Game: 2, Wingo Avery vs. The Citadel, 1954
 2, Mitch Belton vs. Maryland, 1989
 Season: 3, Mitch Belton, 1989
 Career: 3, Mitch Belton, 1988-90

KICKOFF RETURNS

MOST KICKOFF RETURNS

Game: 7, John Shields vs. Alabama, 1969
Season: 28, Bob Bosler, 1970
Career: 66, Ray Williams, 1983-86

MOST YARDS KICKOFF RETURNS

Game: 174, David Thomas on 5 returns vs. Ga. Tech, 1972
Season: 568, Bob Bosler on 28 returns, 1970
Career: 1350, Ray Williams on 66 returns, 1983-86

KICKOFF RETURN FOR TOUCHDOWN

Game: 1 by five players. Last — Doug Thomas vs. Maryland, 1990
Season: 2, Doug Thomas, 1990
Career: 2, Doug Thomas, 1987-90

AVERAGE KICKOFF RETURN

Game: (Min. 2 ret.): 60.0, Terrance Roulhac (120 on 2) vs. Georgia Tech, 1986
Season: (Min. 10 Ret.) 33.0, Terrance Roulhac (17-561), 1986
Career: (Min. 20 Ret.) 26.7, Joe Henderson (30-802), 1987-89

SCORING

MOST POINTS SCORED

Game: 33, Maxcey Welch vs. Newberry, 1930
Season: 107, Chris Gardocki, 1989
Career: 288, Obed Ariri, 1977-80

POINTS PER GAME

Season: 10.2, Fred Cone (92 in 9 games), 1950
Career: 7.25, Chris Gardocki (261 in 36 games), 1988-90

MOST TOUCHDOWNS

Game: 5, Stumpy Banks vs. Furman, 1917 (all-rushing); Maxcey Welch vs. Newberry, 1930 (all rushing)
Season: 17, Lester Brown, 1978 (all rushing)
Career: 32, Lester Brown, 1976-79 (31 rush, 1 receiving)

MOST TOUCHDOWNS RUN AND PASS

Game: 5, Maxcey Welch vs. Newberry, 1930; Bobby Gage vs. Auburn, 1947; Stumpy Banks vs. Furman, 1917
Season: 19, Mark Fellers, 1974
Career: 44, Steve Fuller, 1975-78

DIFFERENT WAYS SCORING A TOUCHDOWN

Season: 4, Bobby Gage, 1947 (run, pass, reception, KOR); Ray Mathews, 1948 (run, pass, reception, PR).

LONGEST SCORING LATERAL

Game: 65 yards, Don Willis to Shad Bryant vs. George Washington, 1938

LONGEST NON-SCORING FUMBLE RETURN

Game: 83 yards, Tim Childers vs. W. Carolina, 1982

MOST EXTRA POINTS MADE


Game: 11 (of 11), W.C. Forsythe vs. Bingham, 1898; 9 (of 10), Tommy Chandler vs. Presbyterian, 1949 (modern record)
Season: 44, (of 46), Obed Ariri, 1978
Career: 107 (of 109), Bob Paulling, 1979-81-82-83

MOST EXTRA POINTS ATTEMPTED

Game: 11, W.C. Forsythe vs. Bingham, 1898

CAREER 100-YARD RUSHING PERFORMANCES

Games	Name & Position	Best	Year
11	Buddy Gore, TB	189 vs. South Carolina	1967
11	Kenny Flowers, TB	148 vs. Minnesota	1985
10	Terry Allen, TB	183 vs. Virginia	1987
8	Fred Cone, FB	163 vs. Auburn	1950
8	Ray Auger, TB	204 vs. North Carolina	1968
8	Lester Brown, TB	178 vs. Virginia	1978
7	Billy Hair, TB	174 vs. Presbyterian	1951
7	Cliff Austin, TB	260 vs. Duke	1982
7	Stacey Driver, TB	131 vs. Georgia Tech	1984
6	Joel Wells, TB	175 vs. Furman	1955
6	Chuck McSwain, TB	151 vs. South Carolina	1981
6	Terrence Flagler, TB	210 vs. Virginia	1986
5	Bobby Gage, TB	182 vs. Presbyterian	1947
5	Ray Mathews, WB	161 vs. Presbyterian	1949
4	Jackie Calvert, TB	175 vs. Missouri	1950
4	Joe Henderson, TB	163 vs. North Carolina	1989
4	Ronald Williams, TB	183 vs. Appalachian St.	1990



Joe Henderson is Clemson's career leader in yards/kickoff return. A 95-yard return against Georgia Tech in 1987, the first kickoff return for a TD by a Tiger in 25 years, significantly contributed to that average.

Season: 47, Charles Radcliffe, 1950
Career: 109, Bob Paulling, 1979-81-82-83

BEST EXTRA POINT PERCENTAGE

Season: 1.000, (41-41) Donald Igwebuike, 1984; 1.000 (32-32) Bob Paulling, 1982; 1.000 (34-34) David Treadwell, 1986; (25-25) David Treadwell, 1985; 1.000 (41-41), Chris Gardocki, 1989; 1.000 (30-30), Chris Gardocki, 1990
Career: 1.000, (43-43), Donald Igwebuike, 1981-84; (72-72) Chris Gardocki, 1988-89

MOST CONSECUTIVE EXTRA POINTS

72, Chris Gardocki (1 in 1988, all 41 in 1989, 30 in 1990)
70, Bob Paulling (Last 3 in 1981, all 32 in 1982, and first 35 of 1983)
63, David Treadwell (all 25 in 1985, all 34 in 1986, first 4 of 1987)

MOST FIELD GOALS

Game: 4, Obed Ariri vs. Wake Forest, 1977, 1980; vs. North Carolina, 1979; vs N.C. State, 1980; David Treadwell vs. Georgia, 1987, Chris Gardocki vs. Georgia, Georgia Tech, 1990
Season: 23, Obed Ariri, 1980
Career: 63, Obed Ariri, 1977-80
63, Chris Gardocki, 1988-90

MOST FIELD GOALS ATTEMPTED

Game: 6, Chris Gardocki vs. Georgia Tech, 1990
Season: 32, Chris Gardocki, 1988
Career: 97, Obed Ariri, 1977-80

BEST FIELD GOAL PERCENTAGE

Season: 941, Donald Igwebuike (16-17), 1984
Career: 829, Bob Paulling (34-41), 1979-81-82-83

MOST KICK-SCORING POINTS

Game: 15, Obed Ariri, vs. Wake Forest, 1978 and 1980; Donald Igwebuike vs. Duke, 1984
Season: 107, Chris Gardocki, 1989
Career: 288, Obed Ariri, 1977-80

MOST MULTIPLE FIELD GOAL GAMES

Season: 8, Obed Ariri, 1980; Chris Gardocki, 1989
Career: 20, Chris Gardocki, 1988-90

MOST CONSECUTIVE FIELD GOALS KICKED

Season: 14, Obed Ariri, 1980

CONSECUTIVE GAMES KICKING A FIELD GOAL

Career: 15, Obed Ariri (Last 6 games of 1979, First 9 games of 1980)
15, Chris Gardocki (Last 6 of 1988, First 9 of 1989)

Team Records

Clemson Records

RUSHING

Most Rushes

Game: 78 vs. Duke, 1979
Season: 741 in 1978
Per Game: 61.8 (741 in 12 games), 1978

Most Rushing Yards

Game: 615 vs. Georgia Tech, 1903
536 vs. Wake Forest, 1981
Season: 3469 in 1978
Per Game: 289.1 (3469 in 12 games), 1978
200-Yard Games: 11 in 1978 and 1986
300-Yard Games: 5 in 1978

Rushing Yards/Attempt

Game: 7.88 (68-536) vs. Wake Forest, 1981
Season: 5.25 (504-2648) in 1950

PASSING

Most Attempts

Game: 54 vs. N.C. State, 1987
Season: 302 in 1970
Per Game: 27.5 (302 in 11 games), 1970

Fewest Attempts

Game: 0 vs. South Carolina, 1956
Season: 65 in 1938
Per Game: 7.22 (65 in 9 games), 1938

Most Completions

Game: 25 vs. Florida State, 1970
Season: 145 in 1970
Per Game: 13.2 (145 in 11 games), 1970

Fewest Completions

Game: 0 vs. George Washington, 1938; Presbyterian, 1942 and 1953; South Carolina 1943, 1944, 1952, 1956; Fordham 1952; VPI 1956
Season: 21 in 1944
Per Game: 2.33 (21 in 9 games), 1944

Yards Per Attempt

Game: (min 15) 17.5 (16-280) vs. Furman, 1947
Season: 9.8 (126-1233) in 1950

Yards Per Completion

Game: (min 10) 25.5 (11-280) vs. Furman, 1947
Season: 23.3 (53-1233) in 1950

Lowest Interception Percentage

Game: 0.00 (30 attempts, 0 int) vs. VPI, 1985
Season: 1.99% (4-201) in 1988
Fewest Int/G: 0.33 (4 in 12 games) in 1988

Most Yards Passing

Game: 364 vs. Duke, 1963
Season: 1858 in 1984
Per Game: 175.5 (1755 in 10 games), 1969
200-Yard Games: 4 in 1969, 1970
300-Yard Games: 1 in 1963, 1965, 1966, 1975

Fewest Yards Passing

Game: -1 vs Maryland, 1956
Season: 346 in 1956
Per Game: 31.45 (346 in 11 games) in 1956

Completion Percentage

Game (min 15 att): 88.24 (15-17) vs. The Citadel, 1978
Season: 60.00 (117-195) in 1989

Passing Efficiency

Game (min 15 att): 269.4 (15-17-245-1-0) vs. The Citadel, 1978
Season: 148.23 (53-126-1233-14-8), 1950

Most Passes Had Intercepted

Game: 7 vs. South Carolina, 1945
Season: 24 in 1969
Per Game: 2.4 (24 in 10 games) 1969

TOTAL OFFENSE

Total Plays

Game: 96 vs. Wake Forest, 1978
Season: 946 in 1978
Per Game: 78.8 (946 in 12 games), 1978

RUSHING DEFENSE

Clemson allowed just 848 rushing yards in 12 games last year, the fewest in a season in ACC history, even fewer than any league team that had played just nine games in a season.

Total Offense

Game: 756 vs. Wake Forest, 1981
Season: 5134 in 1978
Per Game: 427.8 (5134 in 12 games), 1978
400-yard Games: 7 (1950, 1978, 1982)
500-yard Games: 3 (1950, 1978, 1988)

Yards Per Play

Game: 8.7 (87-756) vs. Wake Forest, 1981
Season: 6.16 (630-3881) in 1950

Fewest Turnovers

Game: 0 vs. many (Last: vs Illinois, 1990)
Season: 8 in 1940
Per Game: 0.89 (8 in 9 games), 1940

Turnover Margin

Game: +7 vs. Duke, 1968; vs. Georgia, 1981
Season: +23 (15-38) in 1989 (12 games)
Per Game: +2.11 (+19 in 9 games) in 1940

SCORING

Most Touchdowns

Game: 12 vs. Wake Forest, 1981
Season: 48 in 1950
Per Game: 4.8 (48 in 10 games), 1950

Most TDs Rushing

Game: 11 vs. Presbyterian, 1948
Season: 39 in 1978
Per Game: 3.5 (35 in 10 games), 1950

Most TDs Passing


Game: 4 vs. Auburn, 1947
Season: 17 in 1984
Per Game: 1.55 (17 in 11 games), 1984

Most TDs by Return

Game: 2 vs. Georgia Tech, 1987 (1 punt, 1 kickoff)
2 vs. Long Beach State, 1990 (1 kickoff, 1 interception)
Season: 7 in 1990 (4 by interception, 2 kickoff, 1 fumble)
Per Game: 0.58 (7 in 12 games), 1990

Most TDs by Punt Returns

Game: 1 by many teams
Season: 2 in 1938, 1948, 1954, 1970, 1987
Per Game: 0.22 (2 in 9 games) 1938



Arlington Nunn scored three TDs on interception returns in 1990, contributing to Clemson's single season record of seven returns for touchdown.

Most TDs by Kickoff Returns

Game: 1 by many teams
Season: 2 in 1990
Per Game: 0.17 (2 in 12 games), 1990

Most TDs by Interception Returns

Game: 1 by many
Season: 4 in 1990
Per Game: 0.33 (3 in 9 games) 1940; 0.33 (4 in 12 games) 1990

Points

Game: 122 vs. Guilford, 1901
94 vs. Furman, 1915
82 vs. Wake Forest, 1981
Season: 368 in 1978, 1989
Per Game: 32.9 (329 in 10 games), 1950

Field Goals

Game: 4 many times
Season: 23 in 1980
Per Game: 2.09 (23 in 11 games) in 1980

Field Goal Attempts

Game: 6 vs. Georgia, 1983
Season: 32 in 1988
Per Game: 2.72 (30 in 11 games), 1980

Field Goal Percentage

Game: 1.000 (4-4) vs. UNC, 1979; N.C. State, Wake Forest, 1980, Georgia, 1990
Season: .944 (17-18) in 1984

Most Extra Points

Game: 10 vs. Presbyterian 1945; Wake Forest, 1981
Season: 44 in 1978

Extra Point Percentage

Game (min. 7): 1.000 vs. many (Last vs. Duke, 7-7, 1988)
Season: 1.000 (32-32, 1982); (25-25, 1985); (34-34, 1986); (42-42, 1989); (33-33, 1990)

Extra Points Attempted

Game: 12 vs. Wake Forest, 1981
Season: 48 in 1950

SPECIAL TEAMS

Most Punts

Game: 17 vs. South Carolina, 1943
Season: 91 in 1939
Per Game: 10.0 (90 in 9 games), 1945

Punting Yards

Game: 504 vs. Tulane, 1939
Season: 3731 in 1939
Per Game: 373.1 (3731 in 10 games), 1939

Punting Average

Game (min 3 att): 56.6 (3-120) vs Wake Forest, 1986
Season: 43.98 (56-2463) in 1984

Most Punt Returns

Game: 11 vs. George Washington, 1941; Georgia Tech, 1987
Season: 53 in 1945, 1987
Per Game: 5.77 (52 in 9 games), 1941

Most Punt Return Yards

Game: 227 vs. Georgia Tech, 1987
Season: 720 in 1987
Per Game: 64.8 (584 in 9 games), 1938

Best Punt Return Average

Game (min 3 ret): 41.8 (4-167) vs. Maryland, 1970
Season: 17.1 (37-634), 1948

Most Kickoff Returns

Game: 10 vs. Georgia Tech, 1944
Season: 57 in 1970, 1946
Per Game: 6.33 (57 in 9 games), 1946

Most Kickoff Return Yards

Game: 198 vs. Florida, 1952
Season: 1187 in 1970
Per Game: 107.9 (1187 in 11 games), 1970

Best Kickoff Return Average

Game (min 3 ret): 41.7 (3-120) vs. Virginia, 1986
Season: 25.1 (39-977) in 1986

Total Return Yards

Game: 310 vs. Maryland, 1970
Season: 880 (531 PR, 349 IR) in 1959

MISCELLANEOUS

Penalties

Game: 18 vs. Duke, 1983
Season: 104 in 1987
Per Game: 8.67 (104 in 12 games), 1987

Penalty Yardage

Game: 180 vs. Furman, 1964
Season: 839 in 1987
Per Game: 69.9 (839 in 12 games), 1987

Time of Possession

Game: 40:59 vs. Georgia Tech, 1986
Season: 410:57 (12 games), 1989
Per Game: 34:15 (410:57 in 12 games), 1989

Fumbles

Game: 14 vs. Presbyterian, 1953
Season: 49 in 1963
Per Game: 4.9 (49 in 10 games), 1963

Fumbles Lost

Game: 5 vs. many teams
Season: 26 in 1963, 1975
Per Game: 2.6 (26 in 10 games), 1963

Fewest Fumbles

Game: 0 vs. many teams
Season: 13 in 1938
Per Game: 1.44 (13 in 9 games), 1938

Fewest Fumbles Lost

Game: 0 vs. many teams
Season: 6 in 1938
Per Game: 0.64 (7 in 11 games), 1970

Third Down Conversion %

Game: 1.000 (12-12) vs. Wake Forest, 1981
Season: .516 (99-192), 1978

First Downs

Game: 35 vs. Wake Forest, 1981
Season: 273 in 1978
Per Game: 22.75 (273 in 12 games), 1978

First Downs Rushing

Game: 27 vs. Presbyterian, 1957; Wake Forest 1981
Season: 192 in 1978
Per Game: 16.0 (192 in 12 games), 1978

First Downs Passing

Game: 17 vs. North Carolina, 1965
Season: 89 in 1969
Per Game: 8.9 (89 in 10 games), 1969

DEFENSIVE


RUSHING

Fewest Rushing Yards allowed


Game: -21 vs. Furman, 1941
Season: 848 in 1990
Per Game: 70.9 in 1990

Fewest Rushing Yards/Attempt

Game: -1.48 vs. Furman, 1941



Clemson allowed just 70.9 yards a game on the ground last year, thanks to a swarming defense that had a record 116 tackles for loss.



Jess Neely was the head coach of Clemson's defense in 1939, a team that allowed just six touchdowns all season.

Season: 2.11 (402-848) in 1990

Fewest Rushing Attempts

Game: 14 vs. Presbyterian, 1941

Season: 334 in 1941

Per Game: 33.4 (334 in 10 games), 1941

PASSING

Fewest Pass Attempts Allowed

Game: 0 vs. many teams

Season: 105 in 1938

Per Game: 10.9 (109 in 10 games), 1939

Fewest Completions

Game: 0 vs. many teams (Last time vs. Rice, 1959)

Season: 32 in 1939

Per Game: 3.2 (32 in 10 games), 1939

Fewest Passing Yards

Game: 0 vs. many teams (Last time vs. Rice, 1959)

Season: 449 in 1939

Per Game: 44.9 in 1939

Lowest Opponent Completion Percentage

Game: .000 (0-13) vs. Rice, 1959

Season: .294 in 1939

Interceptions

Game: 6 vs. South Carolina, 1971

Season: 25 in 1951

Per Game: 2.50 (25 in 10 games), 1951

Interception Return Yards

Game: 143 (4 int) vs. Maryland, 1970

Season: 361 in 1951

Per Game: 36.1 in 1951 (10 games)

SPECIAL TEAMS

Lowest Kickoff Return Yards

Game: 0 on many occasions

Season: 346 in 1976

Lowest KOR Yards/Attempt

Game: 0.0 on many occasions

Season: 14.7 in 1952

Lowest Punt Return Yards

Game: 0 vs. many teams

Season: 63 in 1957

Lowest Punt Return Yards/Attempt

Game: 0.0 vs. many teams

Season: 2.7 (24-65) in 1977

Most Punts Blocked

Game: 2 vs. Maryland, 1989; 2 vs. The Citadel, 1954

Season: 5 in 1944

Season/G: 0.56 in 1944 (5 in 9 games)

SCORING

Fewest Points Allowed

Game: 0 many times

Season: 45 in 1939

Per Game: 4.5 in 1939

Fewest Touchdowns Allowed

Game: 0 many times

Season: 6 in 1939

Per Game: 0.6 (6 in 10 games), 1939

Fewest Rushing Touchdowns Allowed

Game: 0 vs. many

Season: 5 in 1938, 1939, 1979, 1981

Per Game: 0.42 (5 in 12 games), 1979, 1981

Fewest Passing Touchdowns Allowed

Game: 0 vs. many

Season: 0 in 1951

Per Game: 0.0 (0 in 10 games), 1951

MISCELLANEOUS

Most Sacks

Game: 10 vs. Maryland, 1979

Season: 44 in 1981

Per Game: 3.72 (41 in 11 games), 1984

Most Passes Broken Up

Game: 18 vs. The Citadel, 1986

Season: 96 in 1989

Per Game: 8.0 (96 in 12 games), 1989

Most Recovered Fumbles

Game: 6 vs. Duke, 1965

Season: 21 in 1956

Per Game: 1.91 (21 in 11 games), 1956

Fewest Firstdowns

Game: 0 vs. The Citadel, 1948

Season: 80 in 1939

Per Game: 8.0 in 1939

Tackles For Loss

Game: 19 vs. N.C. State, 1987

Season: 116 (for 506 yards) in 1990

Per Game: 9.67 (116 in 12 games) in 1990

Turnovers Forced

Game: 9 vs. Georgia, 1981

Season: 41 in 1981

Per Game: 3.42 (41 in 12 games), 1981

TOTAL DEFENSE

Lowest Total Plays

Game: 29 vs. Furman, 1939

Season: 462 in 1943

Per Game: 52.0 (468 in 9 games), 1940

Lowest Total Offense

Game: -12 vs. Furman, 1948


Season: 1575 in 1939

Per Game: 157.5 in 1939

Lowest Total Offense/Play

Game: -0.34 vs. Furman, 1948

Season: 3.03 in 1939



Jeff "the Judge" Davis was the leader of Clemson's 1981 defense that set a record for sacks with 44.

Longest Plays

Clemson Records

CLEMSON'S LONGEST PLAYS

Yds.	Player(s)	Type Play	Site, Opp., Score	Date
108	Richie Luzzi	Missed FG Rtn.	a-Georgia (13-31)	9/28/68
102	Don Kelley	Intcp. Rtn.	h-Duke (10-21)	10/24/70
100	John Maxwell	KO Rtn.	2-Cumberland (11-11)	11/26/03
99	Bill Mathis	KO Rtn.	a-GA Tech (6-16)	10/3/59
98	Doug Thomas	KO Rtn.	h-Long Beach St. (59-0)	9/1/90
98	Doug Thomas	KO Rtn.	3-Maryland (18-17)	9/15/90
98	Hal Davis	KO Rtn.	h-Georgia (16-24)	10/13/62
97	Mark Fellers-Craig Brantley	Pass	h-Virginia (28-9)	11/16/74
95	Joe Henderson	KO Rtn.	h-Georgia Tech (33-12)	6/26/87
94	Rex Varn	Intcp. Rtn.	a-N.C. State (33-10)	10/28/78
93	Rex Varn	Intcp. Rtn.	h-Maryland (14-21)	9/10/77
90	Banks McFadden	Rush	h-Presbyterian (18-0)	9/23/39
90	Bobby Gage	Punt Rtn.	h-N.C. State (6-0)	10/2/48
90	Jimmy Quarles	Intcp. Rtn.	a-Rice (20-14)	9/29/51
90	Buck George	Rush	a-Furman (32-14)	11/17/51
89	Bobby Gage	KO Rtn.	a-Duquesne (34-13)	11/15/47
89	Wesley McFadden	Rush	a-Virginia Tech (22-10)	9/12/87
88	Bobby Gage	Rush	h-Presbyterian (76-0)	9/22/45
88	Mack Matthews	Punt Rtn.	a-W. Forest (24-7)	10/6/62
88	Terrence Flagler	Rush	a-W. Forest (28-20)	11/1/86
87	Billy Hair	Rush	h-Furman (57-2)	11/18/50
87	Steve Fuller-Jerry Butler	Pass	a-Maryland (28-24)	11/18/78
85	Don Kelley	Punt Rtn.	a-Maryland (24-11)	10/31/70
83n	Tim Childers	Fumble Rtn.	h-W. Carolina (21-10)	9/25/82
82	Chuck McSwain	Rush	a-Virginia (48-0)	10/9/82
81n	Terrance Roulhac	KO Rtn.	a-Ga. Tech (27-3)	9/27/86
81	Derrick Witherspoon	Rush	h-App. St. (48-0)	9/22/90
81	Jackie Calvert	Rush	a-Missouri (34-0)	9/30/50
81	Ken Moore	Punt Rtn.	1-W. Forest (32-20)	10/30/54
81	Billy Lott-Perry Tuttle	Pass	h-Furman (21-0)	9/8/79
81	Joel Wells-Joe Pagliei	Pass	a-South Carolina (8-13)	10/21/54
80n	Buddy Gore	KO Rtn.	h-Duke (9-6)	10/15/66
80	Jimmy Addison-Edgar McGee	Pass	a-W. Forest (23-21)	10/29/66
80	Jay Washington	Rush	a-GA Tech (21-29)	9/29/73
80	Willie Jordan-Craig Brantley	Pass	a-GA Tech (28-33)	9/27/75
80	Homer Jordan-Perry Tuttle	Pass	h-Wofford (45-10)	9/5/81
1-Charlotte, NC n-non-scoring play 2-Montgomery, AL				

McFADDEN MAGIC

McFadden is the magic name when it comes to long runs from scrimmage in Clemson history. Banks had a 90-yard run against Presbyterian in 1939 and Wesley had an 89-yarder at VPI in 1987. They are not related.

OPPONENTS' LONGEST PLAYS

Yds.	Player(s)	Type Play	Site, Opp., Score	Date
100	Larry Fallen	KO Rtn.	h-VA Tech (38-7)	10/7/78
98	Doug Kotar	KO Rtn.	h-Kentucky (10-13)	9/11/71
98	Steve Atkins	Rush	a-Maryland (28-24)	11/18/78
98n	Scott Woerner	Intcp. Rtn.	a-Georgia (16-20)	9/20/80
97	Dick Christy	KO Rtn.	h-N.C. State (7-13)	10/5/57
97	Gene Washington	KO Rtn.	a-Georgia (14-31)	9/22/73
96	Quinton McCracken	KO Rtn.	h-Duke (49-17)	10/15/88
92	John Schultz	KO Rtn.	h-Maryland (20-22)	11/15/75
92	Jon Jeffries	KO Rtn.	a-Virginia Tech (22-10)	9/12/87
90	Marcus Mickel	KO Rtn.	a-Virginia Tech (27-7)	9/16/89
90	Floyd Reid	Punt Rtn.	a-Georgia (0-20)	9/28/45
90	Dick Nolan	Punt Rtn.	h-Maryland (0-20)	10/3/53
88	Bennie Faloney	KO Rtn.	h-Maryland (0-20)	10/3/53
87	Dennis Tabron	Intcp. Rtn.	h-Duke (17-34)	10/18/80
85	Matt Robinson-Gene Washington	Pass	h-Georgia (0-41)	9/18/76
85	Gary Schofield-Tim Ryan	Pass	2-Wake Forest (21-17)	11/27/82
84n	Carroll McClain	Punt Rtn.	a-S. Carolina (28-14)	10/20/55
84	Mike Voight	Rush	h-N. Carolina (23-27)	11/6/76
83	Ernie Arizzi	Pass Intcp.	h-Maryland (21-6)	11/16/63
81	Shawn Jones-Hector Rodriguez	Pass	h-Georgia Tech (14-30)	10/14/89
81	Willie Burden	Rush	h-N.C. State (23-31)	11/20/71
81	Mark Franklin	Intcp. Rtn.	a-N.C. State (35-34)	10/27/84
80	Bobby Hall	Rush	a-N.C. State (24-19)	11/2/68
1-Miami, FL (Orange Bowl) 2-Tokyo, Japan (Mirage Bowl) n-non-scoring play				

LONGEST CLEMSON RUNS FROM SCRIMMAGE

Yds.	Name	Site, Team, Score	Date
90	Banks McFadden, TB	h-Presbyterian (18-0)	9/23/39
90	Buck George, TB	a-Furman (34-14)	11/17/51
89	Wesley McFadden, TB	a-Virginia Tech (22-10)	9/12/87
88	Bobby Gage, TB	h-Presbyterian (76-0)	9/22/45
88	Terrence Flagler, TB	a-Wake Forest (28-20)	11/1/86
87	Billy Hair, TB	h-Furman (57-2)	11/18/50
82	Chuck McSwain, TB	a-Virginia (48-0)	10/9/82
81	Derrick Witherspoon, TB	h-App. St. (48-0)	9/22/90
81	Jackie Calvert, TB	a-Missouri (34-0)	9/30/50
80	Jay Washington, TB	a-GA Tech (21-29)	9/29/73
77n	Clif Austin, TB	a-Duke (38-10)	10/17/81
75	Steve Fuller, QB	h-VA Tech (38-7)	10/7/78
74	Don King, TB	a-Fordham (12-12)	11/8/52
73	Terry Allen, TB	a-Florida State (34-23)	9/9/89
72	Craig Crawford, TB	h-Wake Forest (82-24)	10/31/81
n-Denotes did not score on the play			

LONGEST OPPONENT RUNS FROM SCRIMMAGE

Yds.	Name	Site, Team, Score	Date
98	Steve Atkins	a-Maryland (28-24)	11/18/78
84	Mike Voight	h-N. Carolina (23-27)	11/6/76
81	Willie Burden	h-N.C. State (23-31)	11/20/71
80	Bobby Hall	a-N.C. State (24-19)	11/2/68
78	Terry Henley	h-Auburn (0-44)	10/10/70
78	Bubba Bean	h-Texas A&M (15-30)	10/6/73
78n	LeRoy Butler	h-Fla. State (21-24)	9/17/88
77	Spencer Clark	a-S. Carolina (31-27)	11/19/77
73	Ray Goff	h-Georgia (0-41)	9/18/76
72n	Kent Merritt	h-Virginia (32-27)	10/13/73
71	Kent Merritt	1-Virginia (32-15)	10/16/71
70	Nick Pacello	h-Duquesne (53-20)	11/4/50
70	Mark Leggett	a-Duke (6-21)	10/22/60
70	Jim Fauver	a-TCU (10-14)	10/24/74
1-Richmond, VA (Tobacco Bowl)			

LONGEST CLEMSON PASS PLAYS FROM SCRIMMAGE

Yds.	Players	Site, Team, Score	Date
97	Mark Fellers-Craig Brantley	h-Virginia (28-9)	11/16/74
87	Steve Fuller-Jerry Butler	a-Maryland (28-24)	11/18/78
81	Joel Wells-Joe Pagliei	a-South Carolina (8-13)	10/21/54
81	Billy Lott-Perry Tuttle	h-Furman (21-0)	9/8/79
80	Jimmy Addison-Edgar McGee	a-W. Forest (23-21)	10/29/66
80	Willie Jordan-Craig Brantley	a-GA Tech (28-33)	9/27/75
80	Homer Jordan-Perry Tuttle	h-Wofford (45-10)	9/5/81
79	DeChane Cameron-Gary Cooper	h-Duke (49-17)	10/15/88
78	Steve Fuller-Craig Brantley	h-Tulane (13-17)	9/13/75
76	Banks McFadden-Joe Blalock	h-Wake Forest (20-7)	11/11/39
76	Mike Eppley-Terrance Roulhac	h-N. Carolina (20-12)	10/20/84
75	Jimmy Addison-Jacky Jackson	h-Virginia (40-35)	9/24/66
75	Tommy Kendrick-Don Kelley	1-Virginia (32-15)	10/16/71
75	Homer Jordan-Perry Tuttle	h-W. Forest (82-24)	10/31/81
75	Mike Eppley-Ray Williams	h-N.C. State (27-17)	10/22/83
68	Harvey White-Gary Barnes	2-TCU (23-7)	12/19/59
68	Thomas Ray-Johnny Case	a-Duke (30-35)	10/19/63
1-Richmond, VA (Tobacco Bowl) 2-Houston, TX (Bluebonnet Bowl)			



Cliff Austin had a 77-yard run at Duke in 1981 on the way to a 38-10 win in Clemson's national championship season.

LONGEST OPPONENT PASS PLAYS FROM SCRIMMAGE

Yds.	Players	Site, Team, Score	Date
85	Matt Robinson-Gene Washington	h-Georgia (0-41)	9/18/76
85	Gary Schofield-Tim Ryan	1-Wake Forest (21-17)	11/27/82
81	Shawn Jones-Hector Rodriguez	h-Ga. Tech (14-30)	10/14/89
78n	Bob Schneidenbach-Ed Lutes	2-Miami (FL) (15-14)	1/1/51
78	James Jackson-Fred Lane	a-Georgia (31-28)	9/20/86
77	Larry Rakestraw-Frank Lankewicz	h-Georgia (16-24)	10/13/62
77	Jim Rossi-Ray Barlow	h-N.C. State (3-7)	10/5/63
77n	Todd Ellis-Ryan Bethea	a-South Carolina (7-20)	11/21/87
75	Matt Blundin-Herman Moore	h-Virginia (34-20)	11/7/89
74n	Norm Snead-Neil McLean	h-W. Forest (33-31)	11/21/59
74	Larry Rakestraw-Donald Porterfield	h-Georgia (16-24)	10/13/62
72	Todd Ellis-Sterling Sharpe	h-S. Carolina (21-21)	11/22/86
69	Gary Black-Ronnie Jackson	h-N. Carolina (0-29)	11/7/64
67n	Drew Walston-Chuck Herring	h-Duke (54-21)	10/20/84
66	Neil O'Donnell-Ferrell Edmunds	h-Maryland (45-16)	11/14/87
65	Bennie Faloney-Dick Nolan	h-Maryland (0-20)	10/3/53
65	Condredge Holoway-Stanley Morgan	a-Tennessee (28-29)	10/25/74
1	Tokyo, Japan (Mirage Bowl) 2-Miami, FL (Orange Bowl)		

LONGEST CLEMSON KICKOFF RETURNS

Yds.	Player	Site, Team, Score	Date
100	John Maxwell	2-Cumberland (11-11)	11/26/03
99	Bill Mathis	a-GA Tech (6-16)	10/3/59
98	Doug Thomas	h-Long Beach St. (59-0)	9/1/90
98	Doug Thomas	3-Maryland (18-17)	9/15/90
98	Hal Davis	h-Georgia (16-24)	10/13/62
95	Joe Henderson	h-Georgia Tech (33-12)	9/26/87
89	Bobby Gage	a-Duquesne (34-13)	11/15/47
81n	Terrance Roulhac	a-Georgia Tech (27-3)	9/27/86
80n	Buddy Gore	h-Duke (9-6)	10/15/66
76n	Buddy Gore	a-N.C. State (24-19)	11/2/68
75n	Terrance Roulhac	h-South Carolina (21-21)	11/22/86
72n	Billy Hair	1-Miami (FL) (0-14)	1/1/52
72n	Jack Anderson	h-S. Carolina (3-7)	11/23/68
1	Jacksonville, FL (Gator Bowl), 2-Montgomery, AL		

LONGEST OPPONENT KICKOFF RETURNS

Yds.	Player	Site, Team, Score	Date
100	Larry Fallen	h-Virginia Tech (38-7)	10/7/78
98	Doug Kotar	h-Kentucky (10-13)	9/11/71
97	Dick Christy	h-N.C. State (7-13)	10/5/57
96	Gene Washington	a-Georgia (14-31)	9/22/73
96	Quinton McCracken	h-Duke (49-17)	10/15/88
92	John Schultz	h-Maryland (20-22)	11/15/75
92	Jon Jeffries	a-Virginia Tech (22-10)	9/12/87
90	Marcus Mickel	a-Virginia Tech (27-7)	9/16/89
88	Bernie Faloney	h-Maryland (0-20)	10/3/53
87n	Kevin Tisdell	a-Georgia Tech (19-21)	10/13/90
78	Leroy Gallman	h-Duke (26-7)	9/29/90
72n	John Polanski	h-Wake Forest (20-7)	11/11/39

LONGEST CLEMSON PUNT RETURNS

Yds.	Player	Site, Team, Score	Date
108*	Richie Luzzi	a-Georgia (13-31)	10/28/68
90	Shad Bryant	1-Geo. Wash. (7-7)	10/8/38
88	Mack Matthews	a-W. Forest (24-7)	10/6/62
85	Don Kelley	a-Maryland (24-11)	10/31/70
81	Ken Moore	1-W. Forest (32-20)	10/30/54
78	Donnell Woolford	h-Georgia Tech (33-12)	9/26/87
75	Streak Lawton	2-Mercer (32-0)	11/17/34
75n	Willie Jordan	h-N.C. State (7-3)	10/22/77
74	Joe Pagliei	h-Presbyterian (33-0)	9/18/54
72n	Gary Barnes	h-Furman (35-6)	11/18/61
1	Charlotte, NC 2-Savannah, GA *	Missed Field Goal Return	

LONGEST OPPONENT PUNT RETURNS

Yds.	Player	Site, Team, Score	Date
90	Floyd Reid	a-Georgia (0-20)	9/29/45
90	Dick Nolan	h-Maryland (0-20)	10/3/53
84n	Carroll McLain	a-S. Carolina (28-14)	10/20/55
79n	Jason Wallace	a-Virginia (7-20)	9/8/90
76	Nathaniel Lewis	h-Georgia (21-20)	9/19/87
76	Deion Sanders	h-Fla. State (21-24)	9/17/88
74	Mike Battle	a-Southern Cal (0-30)	10/22/66
73	Tyler Hellams	h-S. Carolina (3-7)	11/23/68
71n	Phil Heisler	a-Furman (40-20)	11/26/55
70	Dick Zotti	a-Bost. Coll. (14-14)	9/26/53
69	Phil Lamm	h-N. Carolina (10-26)	11/4/72
67	David Riggs	a-N. Carolina (13-17)	11/6/65
67	Scott Woerner	a-Georgia (16-20)	9/20/80

LONGEST CLEMSON INTERCEPTION RETURNS

Yds.	Player	Site, Team, Score	Date
102	Don Kelley	h-Duke (10-21)	10/24/70
94	Rex Varn	a-N.C. State (33-10)	10/28/78
93	Rex Varn	h-Maryland (14-21)	9/10/77
90	Jimmy Quarles	a-Rice (20-14)	9/29/51
*83n	Tim Childers	h-W. Carolina (21-10)	9/25/82
77n	Rudy Hayes	h-VA Tech (21-6)	11/3/56
76	James Hough	h-VA Tech (35-0)	10/10/45
73	Wayne Simmons	a-Florida State (34-23)	9/9/89
73n	George Usry	h-W. Forest (33-31)	11/21/59
68	Jewell McLaurin	a-Maryland (24-11)	10/31/70
68	Doug Brewster	a-GA Tech (30-13)	9/24/88
*Fumble Return			

LONGEST OPPONENT INTERCEPTION RETURNS

Yds.	Player	Site, Team, Score	Date
98n	Scott Woerner	a-Georgia (16-20)	9/20/80
87	Dennis Tabron	h-Duke (17-34)	10/18/80

83	Ernie Arizzi	h-Maryland (21-6)	11/16/63
81	Mark Franklin	a-N.C. State (35-34)	10/27/84
76	Wyatt Washington	h-Tulane (13-17)	9/13/75
71	Don Golden	h-Georgia (0-28)	9/25/71
69	Bobby Robinson	h-W. Forest (33-31)	11/21/59
68	George Atkins	h-Auburn (19-45)	11/21/53
68	Ernie Arizzi	a-Maryland (17-14)	11/17/62
61	Brad Edwards	h-South Carolina (21-21)	11/22/86

CLEMSON'S LONGEST FIELD GOALS

Yds.	Player	Site, Opponent, Score	Date
*57	Chris Gardocki	h-App. St. (48-0)	9/22/90
*57	Obed Ariri	h-Wake Forest (26-0)	10/29/77
55	Donald Igwebuike	a-N.C. State (38-29)	10/23/82
55	Donald Igwebuike	a-Boston College (16-31)	9/10/83
53	Chris Gardocki	1-Maryland (18-17)	9/15/90
53	Donald Igwebuike	h-Duke (54-21)	10/20/84
52	Eddie Seigler	a-South Carolina (17-7)	11/27/71
52	Eddie Seigler	a-Maryland (6-31)	11/11/72
52	Obed Ariri	a-Virginia (27-24)	10/11/80
52	Donald Igwebuike	h-Wake Forest (37-14)	11/3/84
52	Donald Igwebuike	h-Wofford (45-10)	9/5/81
52	Chris Gardocki	h-North Carolina (37-14)	11/5/88
51	Chris Gardocki	a-Maryland (49-25)	11/12/88
51	Chris Gardocki	h-Duke (26-7)	9/29/90
50	Bob Burgess	a-Duke (24-8)	10/20/73

*-Indicates Atlantic Coast Conference record

OPPONENTS' LONGEST FIELD GOALS

Yds.	Player	Site, Team, Score	Date
60	Kevin Butler	a-Georgia (23-26)	9/22/84
*57	Vince Fusco	h-Duke (18-18)	10/16/76
54	Johnny Duncan	a-Georgia Tech (21-10)	10/4/69
54	Scott Hagler	a-South Carolina (24-17)	11/23/85
52	Roger Pruett	a-Auburn (13-35)	10/23/71
51	John Riley	a-Auburn (21-43)	10/14/67
51	Kevin Butler	a-Georgia (23-26)	9/22/84
49	Mike Cofer	a-N.C. State (3-27)	10/25/86
49	Wilson Hoyle	h-Wake Forest (31-17)	10/31/87
48	Dean Biasucci	h-Western Carolina (21-10)	9/25/82
48	Kenny Miller	a-North Carolina (13-10)	11/7/87
48	Glen Connally	h-Furman (23-3)	9/10/88

*-Indicates Atlantic Coast Conference record

CLEMSON'S LONGEST PUNTS

Yds.	Player	Site, Opponent, Score	Date
81	Mitch Tyner	h-Texas A&M (15-30)	10/6/73
78	Chris Gardocki	h-South Carolina (24-15)	11/17/90
75	Banks McFadden	a-Army (6-21)	10/2/37
74	Joe Pagliei	a-South Carolina (7-14)	10/22/53
72	David Sims	h-Virginia (17-7)	10/6/79
71	David Sims	h-South Carolina (41-23)	11/25/78
69	Butch Butler	a-Georgia Tech (21-7)	11/29/45
68	Sid Tinsley	a-Tulane (20-36)	11/18/44
68	Dale Hatcher	h-Wake Forest (37-14)	11/3/84
67	Sid Tinsley	a-Tulane (20-36)	11/18/44
67	Don Barfield	a-N.C. State (0-9)	9/26/64

OPPONENTS' LONGEST PUNTS

Yds.	Player	Site, Team, Score	Date
81	Greg Davis	h-The Citadel (24-0)	10/4/86
80	Jay Feltz	a-South Carolina (9-13)	11/24/79
77	Gerald Burch	a-Georgia Tech (0-13)	11/8/58
70	Chuck Ramsey	h-Wake Forest (10-9)	10/30/71
69	Wayne Wolff	a-Wake Forest (28-7)	9/24/60
68	Dan Smith	a-Georgia Tech (6-16)	10/3/59
68	Tommy Barnhardt	a-North Carolina (16-3)	11/5/83
67	Ray Farris	a-North Carolina (27-0)	10/7/61

TWO 100-PLUS YARDS RUSHING PERFORMANCES SAME GAME BY CLEMSON

Players	Site, Opponent, Score	Date
Payne (102) and Sweatle (101)	h-Wake Forest (29-0)	11/15/41
Tinsley (127) and Timmons (103)	a-Furman (34-0)	11/22/41
Tinsley (146) and Rogers (117)	a-South Carolina (20-13)	10/19/44
Gage (145) and Reynolds (105)	h-Presbyterian (76-0)	9/22/45
Cox (116) and Gage (104)	h-Furman (41-0)	11/6/48
Cone (145) and Hair (141)	h-Furman (57-2)	11/18/50
Hair (174) and Gressette (110)	h-Presbyterian (53-6)	9/22/51
Gressette (130) and George (114)	a-Furman (34-14)	11/17/51
Gressette (177) and Hair (113)	h-Auburn (34-0)	11/24/51
Callicutt (197) and Fellers (106)	h-South Carolina (39-21)	11/23/74
Austin (109) and C. McSwain (129)	a-N.C. State (38-29)	10/23/82
Mack (150) and Flowers (112)	a-Duke (38-31)	10/15/83
Driver (121) and Flowers (111)	h-Virginia (27-24)	10/12/85
Flowers (141) and Driver (114)	h-Wake Forest (26-10)	11/2/85
Allen (183) and McFadden (119)	h-Virginia (38-21)	10/10/87
Allen (103) and McFadden (101)	h-Maryland (45-16)	11/14/87
Williams (183) and Witherspoon (123)	h-Appalachian St. (48-0)	9/22/90

THREE 100-PLUS YARDS RUSHING PERFORMANCES SAME GAME BY CLEMSON

Players	Site, Opponent, Score	Date
Cone (143), Mathews (131) and Calvert (109)	h-Presbyterian (55-0)	9/23/50
Calvert (175), Mathews (120) and Cone (111)	a-Missouri (34-0)	9/30/50
Brown (121), Fuller (108) and Sims (104)	h-South Carolina (41-23)	11/25/78
Austin (105), McCall (103) and C. McSwain (103)	a-Virginia (48-0)	10/9/82

Single Game Individual Bests

Clemson Records

HIGHEST INDIVIDUAL TOTAL OFFENSE GAMES BY CLEMSON

Yds.	Player	Site, Opp., Score	Date
374 (141 rush, 233 pass)	Bobby Gage	h-Auburn (34-18)	11/22/47
335 (12 rush, 323 pass)	Thomas Ray	a-North Carolina (13-17)	11/6/65
312 (100 rush, 212 pass)	Ken Pengitore	a-North Carolina (37-29)	11/10/73
312 (42 rush, 270 pass)	Homer Jordan	h-Maryland (21-7)	11/14/81
310 (83 rush, 227 pass)	Ken Pengitore	h-Virginia (32-27)	10/13/73
297 (174 rush, 123 pass)	Billy Hair	h-Presbyterian (53-6)	9/22/51
297 (113 rush, 184 pass)	Billy Hair	h-Auburn (34-0)	11/26/51
290 (47 rush, 243 pass)	Mike O'Cain	a-North Carolina (38-35)	11/8/75
289 (104 rush, 185 pass)	Billy Hair	h-Duquesne (53-20)	11/4/50
288 (37 rush, 251 pass)	Willie Jordan	a-Georgia Tech (28-33)	9/27/75

HIGHEST INDIVIDUAL TOTAL OFFENSE GAMES BY OPPONENTS

Yds.	Player	Site, Team, Score	Date
402 (15 rush, 387 pass)	Matt Cavanaugh	1-Pittsburgh (3-34)	12/30/77
377 (10 rush, 367 pass)	Ben Bennett	a-Duke (38-31)	10/15/83
368 (7 rush, 361 pass)	Stan Gelbaugh	h-Maryland (31-34)	11/16/85
352 (40 rush, 312 pass)	Bob Davis	h-Virginia (40-35)	9/24/66
346 (-22 rush, 368 pass)	Bruce Gadd	a-Rice (10-29)	9/23/72
318 (31 rush, 287 pass)	Leo Hart	h-Duke (10-21)	10/24/70
318 (2 rush, 316 pass)	Tommy Suggs	h-S. Carolina (32-28)	11/21/70
317 (19 rush, 298 pass)	Scott Secules	a-Virginia (31-17)	10/11/86
1—Jacksonville, FL (Gator Bowl)			

MOST INDIVIDUAL RUSHING ATTEMPTS BY CLEMSON

Attempts	Player	Site, Opp., Score	Date
36 (133 yards)	Jim Shirley	a-N.C. State (6-0)	10/6/51
36 (202 yards)	Ray Yauger	h-W. Forest (28-14)	10/18/69
35 (201 yards)	Ray Yauger	h-N. Carolina (24-14)	11/16/68
33 (163 yards)	Fred Cone	a-Auburn (41-0)	11/25/50
33 (234 yards)	Don King	a-Fordham (12-12)	11/8/52
32 (92 yards)	Buddy Gore	h-S. Carolina (3-7)	11/23/68

TERRIFIC TUTTLE

Perry Tuttle is the only player in Clemson history to have at least 10 receptions in a game twice. The former Tiger All-American is still playing professionally in Canada. Last year he was a starter with the Grey Cup Champion Winnipeg Bluebombers.

32 (143 yards)	Terry Allen	a-Duke (17-21)	9/30/89
31 (81 yards)	Fred Cone	1-Miami, FL (15-14)	11/1/51
31 (144 yards)	Hugh Mauldin	h-TX Christian (3-0)	10/23/65
31 (131 yards)	Buddy Gore	a-N. Carolina (17-0)	11/4/67
31 (189 yards)	Buddy Gore	a-S. Carolina (23-12)	11/25/67
1—Miami, FL (Orange Bowl)			

MOST INDIVIDUAL RUSHING ATTEMPTS BY OPPONENTS

Attempts	Player	Site, Opp., Score	Date
45 (249 yards)	James McDougald	a-W. Forest (14-20)	10/9/76
32 (184 yards)	Don McCauley	h-N. Carolina (7-42)	11/14/70
32 (178 yards)	Charlie Wysocki	h-Maryland (0-19)	9/15/79
30 (106 yards)	Charlie Wysocki	a-Maryland (7-34)	11/15/80
29 (214 yards)	Alvin Blount	2-Maryland (23-41)	11/17/84
28 (228 yards)	Mike Voight	a-N. Carolina (38-35)	11/8/75
28 (197 yards)	Steve Atkins	a-Maryland (28-24)	11/18/78
28 (168 yards)	George Rogers	h-S. Carolina (27-6)	11/22/80
28 (111 yards)	Herschel Walker	h-Georgia (13-3)	9/19/81
27 (89 yards)	Mike Ramseur	1-Wake Forest (21-17)	11/27/82
1 at Tokyo, Japan (Mirage Bowl), 2—Baltimore, MD			

HIGHEST INDIVIDUAL RUSHING GAMES BY CLEMSON

Yds.	Player	Site, Opp., Score	Date
260 (27 carries)	Cliff Austin	h-Duke (49-14)	10/16/82
234 (33 carries)	Don King	a-Fordham (12-12)	11/8/52
226 (21 carries)	Wesley McFadden	a-Virginia Tech (22-10)	9/12/87
210 (30 carries)	Terrence Flagler	a-Wake Forest (28-20)	11/1/86
209 (22 carries)	Terrence Flagler	a-Virginia (31-17)	10/11/86
204 (15 carries)	Buck George	h-Presbyterian (53-13)	9/20/52
202 (36 carries)	Ray Yauger	h-Wake Forest (28-14)	10/18/69
201 (35 carries)	Ray Yauger	h-North Carolina (24-14)	11/16/68
197 (27 carries)	Ken Callicutt	h-South Carolina (39-21)	11/23/74
189 (31 carries)	Buddy Gore	a-South Carolina (23-12)	11/25/67

HIGHEST INDIVIDUAL RUSHING GAMES BY OPPONENTS

Yds.	Player	Site, Team, Score	Date
256 (19 carries)	Steve Wadiak	a-S. Carolina (14-14)	10/19/50
249 (45 carries)	James McDougald	a-W. Forest (20-36)	10/9/76
230 (20 carries)	Larry Hopkins	a-W. Forest (14-20)	10/17/70
228 (28 carries)	Mike Voight	a-N. Carolina (38-35)	11/8/75
227 (24 carries)	Ted Brown	h-N.C. State (7-45)	11/25/75
217 (16 carries)	Brent Cunningham	a-Ga. Tech (7-28)	10/3/70
214 (29 carries)	Alvin Blount	1-Maryland (23-41)	11/17/84
204 (22 carries)	Bubba Bean	h-Texas A&M (15-30)	10/6/73
197 (28 carries)	Steve Atkins	a-Maryland (28-14)	11/18/78
184 (32 carries)	Don McCauley	h-N. Carolina (7-42)	11/14/70
1—Baltimore, MD			

HIGHEST INDIVIDUAL PASSING GAMES BY CLEMSON

Yds.	Player	Site, Opp., Score	Date
323 (21 of 43)	Thomas Ray	a-North Carolina (13-17)	11/6/65
283 (12 of 19)	Jimmy Addison	h-Virginia (40-35)	9/24/66
271 (21 of 53)	Rodney Williams	h-N.C. State (28-30)	10/24/87
270 (20 of 29)	Homer Jordan	h-Maryland (21-7)	11/14/81
258 (13 of 24)	Harvey White	a-Furman (45-6)	11/30/57
252 (9 of 14)	Tommy Kendrick	1-Virginia (32-15)	10/16/71
251 (13 of 21)	Willie Jordan	a-Georgia Tech (28-33)	9/27/75
248 (17 of 26)	Mike Eppley	h-N.C. State (27-17)	10/22/83
246 (11 of 23)	Jim Parker	a-Duke (30-35)	10/19/63
245 (9 of 11)	Bobby Gage	a-Furman (35-7)	11/8/47
1—Richmond, VA (Tobacco Bowl)			

HIGHEST INDIVIDUAL PASSING GAMES BY OPPONENTS


Yds.	Player	Site, Team, Score	Date
387 (23 of 36)	Matt Cavanaugh	1-Pittsburgh (3-34)	12/30/77
368 (31 of 46)	Bruce Gadd	a-Rice (10-29)	9/23/72
367 (34 of 53)	Ben Bennett	a-Duke (38-31)	10/15/83
361 (23 of 35)	Stan Gelbaugh	h-Maryland (31-34)	11/16/85
316 (19 of 34)	Leo Hart	h-Duke (39-22)	10/19/68
316 (19 of 29)	Tommy Suggs	h-S. Carolina (32-38)	11/21/70
312 (26 of 48)	Bob Davis	h-Virginia (40-35)	9/24/66
305 (23 of 50)	Anthony Dilweg	h-Duke (17-10)	10/17/87
299 (17 of 32)	Gary Schofield	2-Wake Forest (21-17)	11/27/82
298 (30 of 49)	Scott Secules	a-Virginia (31-17)	10/11/86
1—Jacksonville, FL (Gator Bowl), 2—Tokyo, Japan (Mirage Bowl)			

MOST INDIVIDUAL PASSING ATTEMPTS BY CLEMSON

No. (Comp. Yds.)	Player	Site, Opp., Score	Date
53 (21, 271 yards)	Rodney Williams	h-N.C. State (28-30)	10/27/87
48 (27, 237 yards)	Tommy Kendrick	a-FL State (13-38)	11/7/70
43 (21, 323 yards)	Thomas Ray	a-N. Carolina (13-17)	11/6/65
40 (20, 225 yards)	Tommy Kendrick	h-Georgia (0-30)	9/27/69
39 (23, 244 yards)	Tommy Kendrick	h-Duke (20-21)	10/24/70
38 (18, 183 yards)	Jimmy Addison	h-Alabama (10-13)	10/28/67



Wesley McFadden left Virginia Tech defenders grabbing at air when he gained 226 yards in Blacksburg in 1987. It is still the third highest rushing game in Clemson history.



Bobby Gage had the greatest all-around passing game in Clemson history when he was 9-11 for 245 yards and two touchdowns vs. Furman in 1947.

34 (21, 242 yards)	Tommy Kendrick	a-W. Forest (20-36)	10/17/70
34 (11, 80 yards)	Tommy Kendrick	h-N. Carolina (7-42)	11/14/70
34 (17, 204 yards)	Billy Lott	1-Baylor (18-24)	12/31/79
30 (14, 116 yards)	Billy Ammons	h-Auburn (10-21)	10/12/68
30 (17, 220 yards)	Randy Anderson	a-VPI (20-17)	9/19/85
1—Atlanta, GA (Peach Bowl)			

MOST INDIVIDUAL PASSING ATTEMPTS BY OPPONENTS

No. (Comp., Yds.)	Player	Site, Opp., Score	Date
57 (24, 197 yards)	Kip Allen	h-Citadel (24-0)	10/4/86
56 (30, 297 yards)	Shane Montgomery	h-N.C. State (30-10)	10/21/89
56 (28, 283 yards)	Jay Venuto	a-W. Forest (35-33)	11/1/80
53 (34, 367 yards)	Ben Bennett	a-Duke (38-31)	10/15/83
50 (23, 305 yards)	Anthony Dilweg	h-Duke (17-10)	10/17/87
49 (30, 298 yards)	Scott Secules	a-Virginia (31-17)	10/11/86
48 (26, 312 yards)	Bob Davis	h-Virginia (40-35)	9/23/72
47 (17, 250 yards)	Mike Elkins	a-Wake Forest (28-20)	11/1/86
46 (31, 368 yards)	Bruce Gadd	a-Rice (10-29)	9/23/72
43 (24, 262 yards)	Billy Ray	a-Duke (17-21)	9/30/89
43 (18, 266 yards)	Scott Zolak	2-Maryland (18-17)	9/15/90
1—Jacksonville, FL (Gator Bowl)			

MOST INDIVIDUAL PASS COMPLETIONS BY CLEMSON

No. (Att., Yds.)	Player	Site, Opp., Score	Date
25 (of 48, 237 yards)	Tommy Kendrick	a-FL State (13-38)	11/7/70
23 (of 39, 244 yards)	Tommy Kendrick	h-Duke (10-21)	10/24/70
21 (of 43, 323 yards)	Thomas Ray	a-N. Carolina (13-17)	11/6/65
21 (of 34, 242 yards)	Tommy Kendrick	a-W. Forest (20-36)	10/17/70
21 (of 53, 271 yards)	Rodney Williams	h-N.C. State (28-30)	10/27/87
20 (of 40, 225 yards)	Tommy Kendrick	h-Georgia (0-30)	9/27/69
20 (of 29, 270 yards)	Homer Jordan	h-Maryland (21-7)	11/14/81
18 (of 38, 183 yards)	Jimmy Addison	h-Alabama (10-13)	10/28/67
17 (of 30, 220 yards)	Randy Anderson	a-VPI (20-17)	9/14/85
17 (of 26, 248 yards)	Mike Eppley	h-N.C. State (27-17)	10/22/83
17 (of 34, 204 yards)	Billy Lott	1-Baylor (18-24)	12/31/79
1—Atlanta, GA (Peach Bowl)			

MOST INDIVIDUAL PASS COMPLETIONS BY OPPONENTS

No. (Att., Yds.)	Player	Site, Opp., Score	Date
34 (of 53, 367 yards)	Ben Bennett	a-Duke (38-31)	10/15/83
31 (of 46, 368 yards)	Bruce Gadd	a-Rice (10-29)	9/23/72
30 (of 56, 297 yards)	Shane Montgomery	h-N.C. State (30-10)	10/21/89
30 (of 49, 298 yards)	Scott Secules	a-Virginia (31-17)	10/11/86
28 (of 56, 283 yards)	Jay Venuto	a-W. Forest (35-33)	11/1/80
26 (of 48, 312 yards)	Bob Davis	h-Virginia (40-35)	9/24/66
26 (of 36, 287 yards)	Leo Hart	h-Duke (10-21)	10/24/70
24 (of 43, 262 yards)	Billy Ray	a-Duke (17-21)	9/30/89
24 (of 39, 279 yards)	Boomer Esiason	a-Maryland (24-22)	11/13/82
24 (of 57, 197 yards)	Kip Allen	h-Citadel (24-0)	10/4/86
23 (of 36, 387 yards)	Matt Cavanaugh	1-Pittsburgh (3-34)	12/30/77

23 (of 40, 208 yards)	Steve Casey	h-VA Tech (13-10)	10/4/80
23 (of 35, 361 yards)	Stan Gelbaugh	h-Maryland (31-34)	11/16/85
23 (of 50, 305 yards)	Anthony Dilweg	h-Duke (17-10)	10/17/87
1—Jacksonville, FL (Gator Bowl)			

INDIVIDUAL HIGHEST COMPLETION PERCENTAGE BY CLEMSON (Min 10 Att.)

Pct.	Comp-Att	Player	Site, Opponent (CU-OPP)	Date
.818	(9-11)	Bobby Gage	A, Furman (35-7)	11-8-47
.818	(9-11)	Mike O'Cain	H, Maryland (20-22)	11-15-75
.800	(8-10)	Harvey White	H, South Carolina (25-28)	10-24-59
.786	(11-14)	Steve Fuller	A, Tennessee (19-21)	10-2-76
.786	(11-14)	Willie Jordan	A, Duke (21-25)	11-18-75
.750	(9-12)	Harvey White	H, Maryland (25-28)	11-14-59
.750	(9-12)	Rodney Williams	H, North Carolina (38-10)	11-8-86
.727	(14-19)	DeChane Cameron	N1, Illinois (30-0)	1-1-91
.722	(8-11)	Ken Pengitore	H, N.C. State (23-31)	11-20-71
.722	(13-18)	Rodney Williams	A, Wake Forest (28-20)	11-1-86
N1 = Tampa, FL (Hall of Fame Bowl)				

INDIVIDUAL TOP COMPLETION PERCENTAGE BY OPPONENTS

Pct.	Comp-Att	Player	Site, School, Score	Date
.846	(22-26)	Terry Jordan	A, N.C. State (24-17)	10-20-90
.818	(9-11)	Bob Avellini	A, Maryland (6-31)	11-11-72
.812	(13-16)	Mike Cavan	A, Georgia (0-38)	9-26-70
.800	(16-20)	Art Schlichter	N1, Ohio State (17-15)	12-29-78
.750	(12-16)	Dale Betty	A, Maryland (17-19)	10-15-60
.750	(18-24)	James Stevens	A, Georgia Tech (21-29)	10-29-73
.750	(9-12)	Jeff Grantz	H, South Carolina (41-23)	11-25-78
.727	(24-33)	Steve Slayden	A, Duke (21-9)	10-9-85
.722	(13-18)	Doug Martin	H, Kentucky (24-6)	10-2-82
.722	(26-36)	Leo Hart	H, Duke (10-21)	10-24-70
.722	(13-18)	Richie Novak	H, Maryland (21-24)	9-30-61
N1 = Jacksonville, FL				

CLEMSON INDIVIDUAL HIGHEST SINGLE GAME PASSING EFFICIENCY FIGURES (Min. 10 Attempts)

EFF	Name	Site-Opponent	Date	(C-A-Yds-TD-I)
310.72	Bobby Gage	A - Furman	11-8-47	9-11-245-2-1
282.08	Harvey White	A - South Carolina	10-22-59	8-10-162-2-0
240.39	Jimmy Addison	H - Virginia	9-24-66	12-19-283-3-0
239.06	Tommy Kendrick	N1 - Virginia	10-16-71	9-14-252-1-0
235.44	Mike Eppley	H - Virginia	10-8-83	12-15-199-2-0
232.40	Willie Jordan	A - Duke	10-18-75	11-14-202-1-0
222.28	Homer Jordan	H - Rice	9-13-80	7-10-142-1-0
221.28	Rodney Williams	H - Maryland	11-14-87	7-11-152-2-1
217.63	Harvey White	H - Maryland	11-14-59	9-12-149-2-1
214.03	Chris Morroco	H - Wake Forest	10-28-89	9-14-171-2-0
211.85	Mike Eppley	H - W. Carolina	9-3-83	10-14-140-3-1
208.40	Jimmy Addison	H - South Carolina	11-26-66	7-11-111-2-0
207.44	Mike Eppley	A - Virginia	9-8-84	8-14-172-2-0
194.75	Ken Pengitore	A - North Carolina	11-10-73	12-17-212-1-0
194.36	Ken Pengitore	H - N. C. State	11-20-71	8-11-120-1-0
193.73	Willie Jordan	A - Georgia Tech	9-27-75	13-21-251-2-0
192.61	Steve Fuller	A - Maryland	11-18-78	8-17-216-2-0
192.24	Billy Lott	H - Furman	9-8-79	8-13-163-1-0
191.68	Steve Fuller	H - Virginia	10-14-77	11-18-225-2-1
N1 at Richmond, VA				

TOP PASSING EFFICIENCY GAMES VS. CLEMSON (Min 10 Att)

EFF	Name	Team	Site	Date	C-A-Yds-TD-I
323.10	Jeff Grantz	South Carolina	A	11-22-75	9-12-158-5-0
270.47	Scotty Glacken	Duke	A	10-19-63	8-12-134-4-0
256.52	Billy Lothridge	Georgia Tech	A	9-22-62	7-10-128-3-1
242.46	Mike Elkins	Wake Forest	A	10-29-88	11-16-213-3-0
226.85	Clyde Walker	Florida State	H	11-1-75	10-14-165-3-1
213.05	Mike Tice	Maryland	A	1-11-80	9-13-144-2-0
197.08	Walter Rappold	Duke	A	10-21-61	7-10-112-1-0
195.53	Dale Betty	Maryland	A	10-15-60	12-16-151-2-0
190.86	Matt Cavanaugh	Pittsburgh	N1	12-30-77	23-36-387-4-0
174.92	Stan Gelbaugh	Maryland	H	11-16-85	25-35-361-3-1
173.05	Nick Consoles	Wake Forest	N2	10-30-54	10-16-132-2-0
170.50	Tommy Suggs	South Carolina	H	11-21-70	19-29-316-3-3
170.18	Tommy Warren	Florida State	A	11-7-70	11-22-260-2-1
168.69	Terry Jordan	N.C. State	A	10-20-90	22-26-221-1-0
167.12	Jack Cummings	North Carolina	A	9-19-59	9-15-152-1-0
N1 at Jacksonville, FL					
N2 at Charlotte, NC					

HIGHEST INDIVIDUAL PLAYS

Rk.	No	Player	Rushing Yds-Att	Passing Comp-Att-Yds	Team	Date
1.	57	Rodney Williams	4-12	21-53-271	H, N.C. State (28-30)	10-24-87
2.	53	Tommy Kendrick	5(-22)	25-48-237	A, Florida State (13-38)	11-7-70
3.	49	Billy Lott	15 (-59)	17-34-213	N1, Baylor (18-24)	12-31-79
4.	48	Ken Pengitore	20-18	12-28-162	H, Maryland (13-38)	11-17-73
5.	47	Tommy Kendrick	7 (-28)	20-40-225	H, Georgia (0-30)	9-27-69
6.	46	Dechane Cameron	15-50	12-31-123	A, Virginia (17-20)	9-8-90
	46	Joe Anderson	17-43	13-29-120	A, Auburn (14-24)	10-28-61
8.	45	Tommy Kendrick	6- (-23)	23-39-244	H, Duke (10-21)	10-24-70
	45	Ken Pengitore	22-83	15-23-227	H, Virginia (32-27)	10-13-73
	45	Steve Fuller	24-77	8-21-97	H, N.C. State (7-3)	10-22-77
N1 = Atlanta, GA						

OPPONENT MOST PLAYS

Rk.	No	Player	Rushing Yds-Att	Passing Comp-Att-Yds	Team	Date
1.	63	Jan Venuto	7-36	28-56-293	Wake Forest	11-1-80
2.	62	Randy Allen	5- (-19)	24-57-197	The Citadel	10-4-86
3.	61	Shane Montgomery	5-3	30-56-297	North Carolina	10-21-89
4.	58	Ben Bennett	5-10	34-53-367	Duke	10-15-83
5.	56	Scott Secules	7-19	30-49-298	Virginia	10-11-86
6.	55	Bob Davis	7-40	26-48-312	Virginia	9-24-66
7.	50	Mike Elkins	3- (-14)	17-47-250	Wake Forest	11-1-86
	50	Steve Casey	10-14	23-40-208	Virginia Tech	10-5-80
9.	49	Ron Bass	10-35	16-39-261	South Carolina	11-20-76
	49	Steve Slayden	9- (-22)	22-40-199	Duke	10-18-86
	49	Billy Ray	6-17	24-43-262	Duke	9-30-89

CLEMSON TOP SCORERS

Pts.	Ind.	TD's	X-Pts	Opp	Date
33	Maxcey Welch	5	3	Newberry	10-17-30
30	Stumpy Banks	5	0	Furman	10-13-17
24	Fred Cone	4	0	Auburn	11-25-50
24	Terrence Flagler	4	0	Wake Forest	11-1-86
22	Charlie Timmons	3	4	Furman	11-22-41

OPPONENT TOP SCORERS

Pts.	Ind.	TD's	X-Pts	Opp	Date
24	Ted Brown	4	0	N.C. State	10-25-75
24	Kevin McLee	4	0	Georgia	10-4-75

HIGHEST INDIVIDUAL PASS RECEPTION GAMES BY CLEMSON

No. & Yds.	Player	Site, Opp., Score	Date
11 (129 yards)	Phil Rogers	a-North Carolina (13-17)	11/6/65
10 (148 yards)	Hank Walker	h-Auburn (34-18)	11/22/47
10 (144 yards)	Charlie Waters	h-Alabama (13-38)	10/25/69
10 (124 yards)	Perry Tuttle	a-W. Forest (35-33)	11/1/80
10 (151 yards)	Perry Tuttle	h-Maryland (21-7)	11/14/81
9 (90 yards)	John McMakin	a-Florida State (13-38)	11/7/70
8 (87 yards)	Jimmy Abrams	h-Alabama (10-13)	10/28/67
8 (101 yards)	Charlie Waters	h-Georgia (0-30)	9/27/69
8 (141 yards)	Jim Landoen	h-Virginia (32-27)	10/13/73
8 (108 yards)	Perry Tuttle	1-Baylor (18-24)	12/31/79
8 (92 yards)	Perry Tuttle	a-Georgia (16-20)	9/20/80

1—Atlanta, GA (Peach Bowl)

HIGHEST INDIVIDUAL PASS RECEPTION GAMES BY OPPONENTS

No. & Yds.	Player	Site, Team, Score	Date
13 (209 yards)	Henley Carter	h-Duke (39-22)	10/19/68
13 (149 yards)	Wes Chesson	a-Duke (10-21)	10/24/70
13 (132 yards)	Mark Militello	a-Duke (38-31)	10/15/83
12 (115 yards)	Phil Denfeld	h-Wake Forest (82-24)	10/31/81
11 (131 yards)	Larry Selvers	a-Tennessee (19-21)	10/2/76
11 (113 yards)	John Tice	a-Maryland (24-22)	11/13/82
10 (83 yards)	Darryl Hill	h-Maryland (21-6)	11/16/63
10 (113 yards)	Ed Carrington	h-Virginia (40-35)	9/24/66
10 (109 yards)	Edwin Collins	a-Rice (10-29)	9/23/72
10 (163 yards)	Gordon Jones	1-Pittsburgh (3-34)	12/30/77
10 (91 yards)	Chris Corders	h-N.C. State (30-10)	10/21/89

1—Jacksonville, FL (Gator Bowl)

HIGHEST INDIVIDUAL YARDS RECEIVING GAMES BY CLEMSON

Yds. & No.	Player	Site, Opp., Score	Date
163 (5 receptions)	Jerry Butler	a-Georgia Tech (31-14)	9/24/77
161 (7 receptions)	Perry Tuttle	h-W. Forest (82-24)	10/31/81
152 (2 receptions)	Craig Brantley	h-Virginia (28-9)	11/16/74
151 (7 receptions)	Perry Tuttle	h-Maryland (21-7)	11/14/81
148 (10 receptions)	Hank Walker	h-Auburn (34-18)	11/22/47
145 (6 receptions)	Perry Tuttle	h-Furman (21-0)	9/8/79
144 (10 receptions)	Charlie Waters	h-Alabama (13-38)	10/25/69
141 (8 receptions)	Jim Landoen	h-Virginia (32-27)	10/13/73
140 (5 receptions)	Jerry Butler	a-Maryland (28-24)	11/18/78
140 (6 receptions)	Perry Tuttle	h-Virginia Tech (13-10)	10/4/80

HIGHEST INDIVIDUAL YARDS RECEIVING GAMES BY OPPONENTS

No. & Yds.	Player	Site, Team, Score	Date
209 (13 receptions)	Henley Carter	h-Duke (39-22)	10/19/68
167 (9 receptions)	Sterling Sharpe	h-S. Carolina (21-21)	11/22/86
163 (10 receptions)	Gordon Jones	1-Pittsburgh (3-34)	12/30/77
151 (7 receptions)	Rhett Dawson	a-FL State (13-38)	11/7/70
149 (13 receptions)	Wes Chesson	a-Duke (10-21)	10/24/70
146 (4 receptions)	Chuck Herring	h-Duke (54-21)	10/20/84
136 (3 receptions)	Herman Moore	h-Virginia (34-20)	10/7/89
132 (7 receptions)	Jimmy Mitchell	h-S. Carolina (32-38)	11/21/70
132 (13 receptions)	Mark Militello	a-Duke (38-31)	10/15/83
131 (11 receptions)	Larry Selvers	a-Tennessee (19-21)	10/2/76

1—Jacksonville, FL (Gator Bowl)

HIGHEST INDIVIDUAL KICKOFF RETURN YARDAGE BY CLEMSON

Yds. & No.	Player	Site, Team, Score	Date
174 (5 returns)	David Thomas	a-Georgia Tech (9-31)	10/7/72
160 (7 returns)	John Shields	h-Alabama (13-38)	10/25/69
159 (6 returns)	Dennis Goss	a-North Carolina (13-26)	11/6/71
158 (4 returns)	Terrance Roulhac	h-S. Carolina (21-21)	11/22/86
143 (3 returns)	Bill Mathis	a-Georgia Tech (6-16)	10/25/59
132 (6 returns)	Bob Bosler	h-Auburn (0-44)	10/10/70
131 (6 returns)	John Shields	a-North Carolina (15-32)	11/15/69
126 (4 returns)	Warren Ratchford	h-North Carolina (52-32)	11/9/74
120 (2 returns)	Terrance Roulhac	a-Georgia Tech (27-3)	9/27/86
118 (4 returns)	Jay Washington	h-Virginia (32-27)	10/13/73

HIGHEST INDIVIDUAL PUNT RETURN YARDAGE BY CLEMSON

Yds. & No.	Player	Site, Team, Score	Date
167 (4 returns)	Don Kelley	a-Maryland (24-11)	10/31/70
126 (5 returns)	Donnell Woolford	h-Georgia Tech (33-12)	9/26/87
102 (2 returns)	Richie Luzzi	a-Georgia (13-31)	9/28/68
101 (3 returns)	Bobby Gage	h-N.C. State (6-0)	10/2/48
99 (5 returns)	Willie Jordan	a-Virginia Tech (31-13)	10/1/77
97 (3 returns)	Shad Bryant	1-G. Washington (27-0)	11/5/38
94 (3 returns)	Frank Liberatore	h-Virginia (40-35)	9/24/66
94 (3 returns)	James Lott	h-W. Carolina (43-0)	9/5/87

1—Greenville, SC; 2—Charlotte, NC

HIGHEST INDIVIDUAL RETURN YARDAGE (Punt, Interceptions and Kickoff) BY CLEMSON

Yds. & Method	Player	Site, Opponent, Score	Date
223 (167 PR, 56 IR)	Don Kelley	a-Maryland (24-11)	10/31/70
174 (174 KOR)	David Thomas	a-Georgia Tech (9-31)	10/7/72
160 (160 KOR)	John Shields	h-Alabama (13-38)	10/25/69
159 (159 KOR)	Dennis Goss	a-North Carolina (13-26)	11/6/71
158 (158 KOR)	Terrance Roulhac	h-S. Carolina (21-21)	11/22/86
145 (73 PR, 72 KOR)	Billy Hair	1-Miami (FL) (0-14)	1/1/52
143 (143 KOR)	Bill Mathis	a-Georgia Tech (6-16)	10/3/59
132 (132 KOR)	Bob Bosler	h-Auburn (0-44)	10/10/70
131 (131 KOR)	John Shields	a-North Carolina (15-32)	11/15/69
126 (126 KOR)	Warren Ratchford	h-North Carolina (54-32)	11/9/74
126 (126 PR)	Donnell Woolford	h-Georgia Tech (33-12)	9/26/87

PR—Punt Return, IR—Interception Return, KOR—Kickoff Return

1—Jacksonville, FL (Gator Bowl)

HIGHEST INDIVIDUAL ALL-PURPOSE RUNNING GAMES BY CLEMSON

Yds.	Name	Opponent	Year	Rush	Rec.	KOR	PR
274	Terrence Flagler	Wake Forest	1986	209	65		
260	Cliff Austin	Duke	1982	260			
254	Don King	Fordham	1952	234		20	
252	Ken Callicutt	S. Carolina	1974	197	55		
246	Buck George	Presbyterian	1952	204	42		
232	Bobby Gage	Pittsburgh	1947	136		89	7
226	Wesley McFadden	Virginia Tech	1987	226			
221	Jackie Calvert	Duquesne	1950	56	100	42	23
220	Ray Yauger	Wake Forest	1969	202	18		
219	Perry Tuttle	Wake Forest	1981		161	58	
213	Billy Hair	Furman	1950	141	49	23	
210	Terrence Flagler	Virginia	1986	210			
206	Buddy Gore	S. Carolina	1967	189	17		
203	Jackie Calvert	Presbyterian	1950	109		5	89
202	Billy Hair	Boston Coll.	1950	124	25		53

Note: Here are other 200-yard games when including interception returns.

Yds	Name	Opponent	Year	Rush	Rec	KOR	PR	IR
223	Don Kelley	Maryland	1970				167	56
217	Billy Hair	Presbyterian	1951	174				43
210	Jackie Calvert	Presbyterian	1950	109		5	89	7
200	Hal Davis	Virginia	1964	179			2	19
200	Ray Mathews	Citadel	1948	97	80		17	6

HIGHEST INDIVIDUAL PUNTING GAMES BY CLEMSON (Minimum 3 Attempts)

Avg.	(Att-Yds)	Player	Site-Opponent	Score	Date
55.3	(3-166)	Dale Hatcher	H-Kentucky	24-6	10-2-82
52.0	(5-260)	Banks McFadden	A-G. Washington	13-6	11-3-39
51.8	(4-207)	Dale Hatcher	H-Georgia	16-16	9-17-83
51.0	(6-306)	Dale Hatcher	A-Kentucky	21-3	10-3-81
50.8	(4-203)	Joe Paglioli	H-Maryland	12-25	11-12-55
50.3	(3-151)	Dale Hatcher	A-Duke	38-31	10-15-83
50.0	(6-250)	Chris Gardocki	H-South Carolina	24-15	11-17-90
48.6	(6-292)	Chris Gardocki	A-N.C. State	24-17	10-30-90
48.3	(4-193)	Sammy Cain	H-Alabama	10-13	10-28-67
48.0	(6-288)	Mitch Tyner	A-South Carolina	20-32	11-24-73
48.0	(3-144)	Chris Gardocki	H-Furman	30-0	9-2-89
47.8	(4-191)	Chris Gardocki	A-North Carolina	35-3	11-4-89
47.5	(6-285)	Chris Gardocki	H-North Carolina	20-3	11-3-90

Single Game Team Bests

Clemson Records

LOWEST RUSHING GAMES BY CLEMSON

Yds.	Site, Opponent, Score	Date
-15	a-Boston College (7-14)	10-10-42
-1	a-Boston College (22-32)	10-26-47
6	h-Wake Forest (14-16)	10-4-47
8	a-South Carolina (6-33)	10-21-43
19	a-Auburn (0-51)	10-11-69
33	a-Southern Cal. (0-30)	10-22-66
45	a-Wake Forest (20-36)	10-17-70
46	a-South Carolina (8-13)	10-21-54
59	a-Auburn (13-35)	10-23-71

LOWEST RUSHING GAMES BY OPPONENTS

Yds.	Site, Opponent, Score	Date
-21	a-Furman (34-6)	11-22-41
-17	h-Furman (41-0)	11-6-48
-16	h-Long Beach State (59-0)	9-1-90
-14	h-Kentucky (24-6)	10-2-82
-11	a-Furman (14-3)	11-25-39
-9	h-Auburn (34-18)	11-22-47
-6	a-North Carolina (35-3)	11-4-89
6	a-Maryland (16-0)	11-9-68
6	a-North Carolina (35-3)	11-3-89
11	h-Duke (17-10)	10-17-87
12	a-Virginia (47-0)	9-26-59

LOWEST RUSHING GAMES BY BOTH TEAMS

Yds. and Teams	Site, Score	Date
119 (CU 46, South Carolina 73)	a-(8-13)	10-21-54
121 (CU 56, Virginia Military 65)	1-(0-0)	9-26-42
129 (CU 67, Baylor 62)	2-(18-24)	12-31-79
130 (CU 69, Georgia Tech 61)	a-(0-27)	9-28-63
160 (CU 98, Wake Forest 62)	a-(28-7)	9-24-60
163 (CU 117, Maryland 46)	N3-(18-17)	9-1-90
164 (CU 6, Wake Forest 158)	h-(14-16)	10-4-47
164 (CU 111, N.C. State 53)	a-(7-0)	9-29-62
168 (CU 134, Maryland 34)	a-(17-19)	10-15-60
168 (CU 162, Maryland 6)	a-(16-0)	11-9-68
169 (CU 140, N.C. State 29)	h-(23-0)	10-10-59

WINNING WITH RUSHING

Clemson had the fifth best record in college football in the decade of the 1980s, yet never had a 300-yard passing game.

169	(CU 93, Auburn 76)	a-(14-24)	10-28-61
1—	Lynchburg, VA	2—Atlanta, GA (Peach Bowl)	3—Baltimore, MD

HIGHEST RUSHING GAMES BY CLEMSON

Yds.	Site, Opponent, Score	Date
615	a-Georgia Tech	10-17-03
536	h-Wake Forest (82-24)	10-31-81
516	h-Presbyterian (76-0)	9-22-45
448	h-Furman (41-0)	11-6-48
439	h-Presbyterian (66-0)	9-21-57
436	h-Presbyterian (55-0)	9-23-50
434	a-Furman (40-20)	11-26-55
433	h-South Carolina (39-21)	11-23-74
419	a-Virginia (30-14)	10-14-78
419	a-Virginia (48-0)	10-9-82

HIGHEST RUSHING GAMES BY OPPONENTS

Yds.	Site, Opponent, Score	Date
478	a-Tulane (20-36)	11-18-44
475	a-Oklahoma (3-52)	9-30-72
458	a-South Carolina (20-56)	11-22-75
444	a-Wake Forest (20-36)	10-17-70
437	a-Alabama (0-56)	9-20-75
434	a-Texas A&M (0-24)	9-14-74
409	h-N.C. State (7-45)	10-25-75
406	a-Maryland (23-41)	11-17-84

HIGHEST RUSHING GAMES BY BOTH TEAMS

Yds. and Teams	Site, Score	Date
707 (CU 397, South Carolina 310)	h-(41-23)	11-25-78
697 (CU 433, South Carolina 264)	h-(39-21)	11-23-74
690 (CU 232, South Carolina 458)	a-(20-56)	11-22-75
671 (CU 283, N.C. State 388)	a-(21-38)	10-23-76
653 (CU 390, North Carolina 263)	h-(54-32)	11-9-74
635 (CU 160, Oklahoma 475)	a-(3-52)	9-30-72
633 (CU 398, Presbyterian 235)	h-(69-7)	9-17-49
629 (CU 300, North Carolina 329)	h-(23-27)	11-6-76
624 (CU 536, Wake Forest 88)	h-(82-24)	10-31-81
610 (CU 251, South Carolina 359)	a-(20-32)	11-24-73

LOWEST PASSING GAMES BY CLEMSON

Yds Comp. Att.	Site, Opponent, Score	Date
-1 (1 for 6)	a-Maryland (6-6)	10-10-56
0 (0 for 3)	1-George Washington (27-0)	11-5-38
0 (0 for 4)	h-Presbyterian (32-13)	9-19-42
0 (0 for 2)	a-South Carolina (6-33)	10-21-43
0 (0 for 2)	a-South Carolina (20-13)	10-19-44
0 (0 for 8)	a-South Carolina (0-6)	10-23-52
0 (0 for 6)	a-Fordham (12-12)	11-8-52
0 (0 for 5)	h-Presbyterian (33-7)	9-19-53
0 (0 for 0)	a-South Carolina (7-0)	10-25-56
0 (0 for 2)	h-Virginia Tech (21-6)	11-23-56
	1-Greenville, S.C.	

LOWEST PASSING GAMES BY OPPONENTS


Yds. Comp. Att.	Site, Opponent, Score	Date
0 (0 for 10)	h-Presbyterian (26-0)	9-17-38
0 (0 for 0)	a-Wake Forest (7-0)	10-28-38
0 (0 for 7)	a-George Washington (19-0)	10-31-41
0 (0 for 4)	a-Miami, Fla. (6-7)	11-2-45
0 (0 for 7)	a-The Citadel (20-0)	12-4-48
0 (0 for 2)	h-Presbyterian (69-7)	9-17-49
0 (0 for 9)	a-South Carolina (14-14)	10-19-50
0 (1 for 9)	a-Virginia (20-7)	9-24-55
0 (0 for 13)	a-Rice (19-0)	10-31-59

LOWEST PASSING GAMES BY BOTH TEAMS

Yds. and Teams	Site, Score	Date
4 (CU 4, George Washington 0)	a-(19-0)	10-31-41
11 (CU -1, Maryland 12)	a-(6-6)	11-10-56
27 (CU 0, South Carolina 27)	a-(20-13)	10-19-44
33 (CU 27, Furman 6)	a-(14-3)	11-25-39
33 (CU 12, Presbyterian 21)	h-(34-0)	9-23-44
34 (CU 34, Rice 0)	a-(19-0)	10-31-59
39 (CU 10, Tulane 29)	a-(0-13)	11-3-40
39 (CU 39, Virginia 0)	a-(20-7)	9-24-55
40 (CU 0, Virginia Tech 40)	h-(21-6)	11-3-56
42 (CU 39, George Washington 3)	h-(0-7)	11-7-42



Clemson's defense held Long Beach State to -16 yards rushing last year, third lowest figure in Clemson history.



Homer Jordan and the Clemson offense accumulated 756 yards total offense, 536 rushing, and 35 first downs in an 82-24 victory over Wake Forest in 1981. Clemson was 12-12 on third-down conversions in the Tigers highest scoring game over the last 76 years.

HIGHEST PASSING GAMES BY CLEMSON

Yds. Comp. Att	Site, Opponent, Score	Date
364 (13 of 20)	a-Duke (30-35)	10-19-63
342 (23 of 48)	a-North Carolina (13-17)	11-6-65
315 (13 of 21)	h-Virginia (40-35)	9-24-66
300 (18 of 30)	a-Georgia Tech (28-33)	9-22-75
290 (15 of 31)	a-Duke (27-34)	11-8-69
280 (11 of 16)	a-Furman (35-7)	11-8-47
274 (14 of 26)	a-Furman (45-6)	10-30-57
270 (20 of 29)	h-Maryland (21-7)	11-14-81
265 (21 of 33)	h-Georgia Tech (14-30)	10-14-89
260 (14 of 27)	h-Virginia Tech (13-10)	10-5-80

HIGHEST PASSING GAMES BY OPPONENTS

Yds. Comp. Att	Site, Opponent, Score	Date
387 (23 of 37)	1-Pittsburgh (3-34)	12-30-77
368 (31 of 47)	a-Rice (10-29)	9-23-72
367 (34 of 53)	a-Duke (38-31)	10-15-83
361 (23 of 35)	h-Maryland (31-34)	11-16-85
360 (21 of 36)	h-Duke (39-22)	10-19-68
341 (15 of 30)	a-Florida State (13-38)	11-7-70
328 (22 of 43)	h-Duke (54-21)	10-20-84
319 (26 of 42)	h-N.C. State (39-10)	10-26-85
317 (24 of 51)	h-Duke (17-10)	10-17-87
312 (26 of 48)	h-Virginia (40-35)	9-24-66

1-Jacksonville, FL (Gator Bowl)

HIGHEST PASSING GAMES BY BOTH TEAMS

Yds. and Teams	Site, Score	Date
627 (CU 315, Virginia 312)	h-(40-35)	9-24-66
578 (CU 237, Florida State 341)	a-(13-38)	11-7-70
563 (CU 235, Duke 328)	h-(54-21)	10-20-84
547 (CU 187, Duke 360)	h-(39-22)	10-19-68
545 (CU 158, Pittsburgh 387)	1-(3-34)	12-30-77
536 (CU 244, Duke 292)	h-(10-21)	10-24-70
502 (CU 290, Duke 212)	a-(27-34)	11-8-69
498 (CU 364, Duke 134)	a-(30-35)	10-19-63
498 (CU 131, Duke 367)	a-(38-31)	10-15-83
498 (CU 265, GT 223)	h-(14-30)	10-14-89

1-Jacksonville, Fla. (Gator Bowl)

MOST ATTEMPTS BY CLEMSON

Att	Comp	Site-Opp-Score	Date
54	21	H-N.C. State-(28-30)	10-24-87
48	25	A-Florida State-(13-38)	11-7-70
43	18	A-Auburn-(21-43)	10-14-67
43	21	A-North Carolina-(13-17)	11-6-65
40	18	H-Alabama-(10-13)	10-28-67
40	17	H-Auburn-(10-21)	10-12-68
40	20	H-Georgia-(0-30)	9-27-69
39	23	H-Duke-(10-21)	10-24-70
36	12	H-North Carolina (7-42)	11-14-70
36	21	H-Wake Forest (20-36)	10-17-70

MOST PASSES ATTEMPTED BY OPPONENT

Att	Comp	Site-Opp-Score	Date
58	24	H-The Citadel-(24-0)	10-4-86
56	28	A-Wake Forest-(35-35)	11-1-80
56	30	H-N.C. State-(30-10)	11-21-89
53	34	A-Duke-(38-31)	10-15-83
51	22	H-Duke-(49-17)	10-15-88
51	24	H-Duke-(17-10)	10-17-87
51	23	A-Wake Forest-(35-33)	11-1-80
49	30	A-Virginia-(31-17)	10-11-86
48	26	H-Virginia-(40-35)	9-24-66
47	17	A-Wake Forest-(28-20)	11-1-86
47	26	H-Duke-(35-3)	10-18-86
47	31	A-Rice-(10-29)	9-23-72

MOST COMPLETIONS BY CLEMSON

Comp	Att	Site-Opp-Score	Date
25	48	A-Florida State-(13-38)	11-7-70
23	39	H-Duke-(10-21)	10-24-70
21	54	H-N.C. State-(28-30)	10-24-87
21	33	H-Georgia Tech-(14-30)	10-14-89
21	36	A-Wake Forest-(20-36)	10-17-70
21	43	A-North Carolina-(13-17)	11-6-65
20	29	H-Maryland-(21-7)	11-14-81
20	40	H-Georgia-(0-30)	9-27-69
18	28	H-Georgia-(3-14)	9-28-85
18	43	A-Auburn-(21-43)	10-14-87
18	40	H-Alabama-(10-13)	10-28-69
18	30	A-Georgia tech-(28-33)	9-27-75

MOST COMPLETIONS BY OPPONENTS

Comp	Att	Site-Opp-Score	Date
34	53	A-Duke-(38-31)	10-15-83
31	47	A-Rice-(10-29)	9-23-72
30	49	A-Virginia-(31-17)	10-11-86
30	56	H-N.C. State-(30-10)	10-21-89
28	56	A-Wake Forest-(35-33)	11-1-89
27	44	H-Duke-(49-14)	10-16-82
26	39	H-Kentucky-(26-4)	10-2-82
26	42	H-N.C. State-(39-10)	10-26-85
26	47	H-Duke-(35-3)	10-18-86
26	48	H-Virginia (40-25)	9-24-66

TEAM HIGHEST COMPLETION PERCENTAGE BY CLEMSON

(Min. 15 Att.)

Pct.	Comp-Att	Site, School, Score	Date
.882	(15-17)	H, The Citadel (58-3)	9-16-78
.800	(12-15)	A, Duke (21-25)	11-18-75
.722	(13-18)	A, Wake Forest (28-20)	11-1-86
.706	(12-17)	A, North Carolina (37-29)	11-10-73
.700	(14-20)	A, South Carolina (31-27)	11-19-77
.696	(16-23)	N1, Illinois (30-0)	1-1-91
.696	(16-23)	H, Maryland (21-7)	11-14-81
.687	(11-16)	H, Maryland (52-27)	11-12-83
.684	(13-19)	H, North Carolina (27-3)	11-5-66
.681	(15-22)	H, Maryland (28-7)	11-11-67

N1 = Tampa, FL (Hall of Fame Bowl)

TEAM HIGHEST COMPLETION PERCENTAGE BY OPPONENTS

Pct.	Comp-Att	Site, School, Score	Date
.846	(22-26)	A, N.C. State (24-17)	10-20-90
.750	(18-24)	A, Georgia Tech (21-29)	10-29-73
.731	(19-26)	H, Maryland (21-24)	9-30-61
.727	(24-33)	A, Duke (21-9)	10-19-85
.710	(27-38)	H, Duke (10-21)	10-24-70
.692	(18-26)	A, Georgia (0-38)	9-26-70
.692	(18-26)	H, North Carolina (54-32)	11-9-74
.684	(13-19)	A, Wake Forest (38-21)	10-29-88
.676	(23-34)	H, Wake Forest (24-17)	10-29-83
.667	(18-27)	A, North Carolina (37-29)	11-10-73
.667	(26-39)	H, Kentucky (24-6)	10-2-82
.667	(10-15)	A, Maryland (7-34)	11-15-80
.667	(23-33)	A, N.C. State (38-29)	10-23-82

CLEMSON TEAM BEST PASSING EFFICIENCY GAMES

(Min. 15 Attempts)

EFF	Opponent	Site	Date	C-A-Yds-TD-I
235.44	Virginia	H	10-8-83	12-19-199-2-0
235.04	Virginia	H	10-24-86	13-21-315-3-0
232.40	Maryland	H	11-12-83	11-16-194-3-0
228.71	The Citadel	H	9-16-78	15-17-245-1-0
220.72	Duke	A	10-18-75	12-15-212-1-0
219.16	Duke	H	10-20-84	12-19-235-3-0
195.44	South Carolina	A	10-22-59	11-17-186-2-0
194.75	North Carolina	A	11-10-73	12-17-212-1-0
192.61	Maryland	A	11-18-78	8-17-212-1-0
191.16	Virginia	H	10-13-73	15-23-227-3-0
187.96	North Carolina	A	11-8-75	12-19-243-1-0
187.83	Wake Forest	A	11-1-86	13-18-193-0-1

187.53	Virginia	A	9-26-59	9-18-224-3-2
185.93	Virginia	N2	10-16-71	9-18-252-1-0
185.30	Duke	A	10-17-81	14-20-240-1-1
185.08	Georgia Tech	A	9-25-76	13-19-234-2-2
184.59	Wake Forest	A	11-4-78	11-19-208-2-0
N2 at Richmond, VA				

MOST PLAYS BY CLEMSON

Plays	Rushing Att-Yds	Passing Comp-Att-Yds	Site-Opponent (score)	Date
96	77-342	11-19-208	A-Vake Forest (51-6)	11-4-78
92	63-245	14-30-183	A-Furman (56-3)	11-28-59
90	63-204	13-27-204	A-Georgia (16-20)	9-20-80
90	70-290	9-20-134	H-Furman (28-0)	9-19-64
89	75-290	3-14-53	A-Georgia Tech (19-21)	10-13-90
89	64-218	13-25-152	H-Boston College (17-17)	9-18-82
89	66-275	15-23-227	H-Virginia (32-27)	10-13-73
88	63-307	14-25-187	H-Western Carolina (44-10)	9-8-83
88	78-323	4-10-32	A-Duke (28-10)	10-20-79
88	72-309	5-16-68	H-Virginia (17-7)	10-6-79
88	73-269	4-15-109	H-Virginia (37-21)	10-21-72
88	40-92	25-48-237	A-Florida State (13-38)	11-7-70

MOST PLAYS BY OPPONENTS

Plays	Rushing Att-Yds	Passing Comp-Att-Yds	Site-Opponent (score)	Date
99	62-181	18-37-213	H-South Carolina (3-7)	11-23-68
97	74-321	14-23-157	H-North Carolina (7-42)	11-14-70
96	58-254	27-38-292	H-Duke (10-21)	10-24-70
93	57-281	20-36-223	A-Boston College (16-31)	9-10-83
91	82-324	6-9-90	A-North Carolina (15-32)	11-15-69
91	55-147	19-36-300	A-Georgia (13-31)	9-28-68
88	61-406	15-27-171	N1-Maryland (23-41)	11-17-84
88	51-179	23-37-387	N2-Pittsburgh (3-34)	12-30-77
88	48-124	16-40-261	H-South Carolina (28-9)	11-20-76
88	66-288	13-22-209	H-Florida State (7-43)	11-1-75
88	68-359	9-20-157	A-South Carolina (20-32)	11-24-73

N1 at Baltimore, MD
N2 at Jacksonville, FL

MOST POINTS BY CLEMSON

Score	Opponent	Site	Date
122-0	Guilford	H	10-5-01
94-0	Furman	A	9-25-15
82-24	Wake Forest	H	10-31-81
76-0	Presbyterian	H	9-22-45
75-0	Newberry	H	10-17-30
73-0	Georgia Tech	A	10-17-03
69-7	Presbyterian	H	9-17-49
68-0	Newberry	H	9-21-29
68-7	Furman	H	11-23-18
66-0	Presbyterian	H	9-21-57

MOST POINTS BY OPPONENTS

Score	Opponent	Site	Date
74-7	Alabama	N1	11-14-31
66-13	Camp Hancock	H	11-9-18
56-0	Auburn	A	10-14-21
56-0	Alabama	A	9-20-75
56-20	South Carolina	A	11-22-75
55-0	Georgia	A	11-25-20
54-13	Florida	A	10-11-52
52-3	Oklahoma	A	9-30-72
51-0	Auburn	A	10-11-69
51-0	Georgia Tech	A	9-30-44

MOST POINTS BY BOTH TEAMS

Points	Score	Site	Date
122	(CU 122, Guilford 0)	H	10-5-01
106	(CU 82, Wake Forest 24)	H	10-31-81
94	(CU 94, Furman 0)	A	9-25-15
86	(CU 54, North Carolina 32)	H	11-9-74
81	(Alabama 74, CU 7)	N1	11-14-31
79	(CU 66, Camp Hancock 13)	H	11-9-18
79	(CU 52, Maryland 27)	H	11-12-83
76	(CU 20, South Carolina 56)	A	11-22-75
76	(CU 76, Presbyterian 0)	H	9-22-45
75	(CU 54, Duke 21)	H	10-20-84
75	(CU 40, Virginia 35)	H	9-24-66
75	(CU 75, Newberry 0)	H	10-17-30
75	(CU 68, Furman 7)	H	11-23-18

N1 - Montgomery, Alabama

LOWEST TOTAL OFFENSE GAMES BY OPPONENTS

Yds.	Site, Opponent, Score	Date
-12 (-17 rush, 5 pass)	h-Furman (41-0)	11-6-48
-5 (-11 rush, 6 pass)	a-Furman (14-3)	11-25-39
29 (29 rush, 0 pass)	a-The Citadel (20-0)	12-4-48
35 (-21 rush, 56 pass)	a-Furman (34-6)	11-22-41
41 (20 rush, 21 pass)	a-Virginia (35-0)	10-26-63
57 (57 rush, 0 pass)	h-Presbyterian (26-0)	9-17-38
57 (-16 rush, 73 pass)	h-Long Beach St. (59-0)	9-1-90

58 (31 rush, 27 pass)	h-Furman (30-0)	9-2-89
60 (23 rush, 37 pass)	a-Virginia Tech (22-10)	9-12-87
61 (54 rush, 7 pass)	h-Virginia (31-0)	10-87-77
64 (52 rush, 12 pass)	h-The Citadel (59-0)	11-27-54

LOWEST TOTAL OFFENSE GAMES BY CLEMSON

Yds.	Site, Opponent, Score	Date
8 (8 rush, 0 pass)	a-South Carolina (6-33)	10-21-43
51 (48 rush, 3 pass)	a-N.C. State (0-18)	10-11-47
63 (53 rush, 10 pass)	a-Tulane (0-13)	11-3-40
85 (-15 rush, 100 pass)	a-Boston College (7-14)	10-10-42
90 (68 rush, 22 pass)	a-Maryland (0-34)	11-14-64
94 (19 rush, 75 pass)	a-Auburn (0-51)	10-11-69
102 (65 rush, 37 pass)	A-Georgia Tech (0-27)	9-28-63
126 (33 rush, 93 pass)	A-Southern Cal. (0-30)	10-22-66
134 (111 rush, 24 pass)	A-N.C. State (0-9)	9-26-64
137 (107 rush, 30 pass)	A-Georgia (0-38)	9-26-70

HIGHEST TOTAL OFFENSE GAMES BY CLEMSON

Yds.	Site, Opponents, Score	Date
756 (536 rush, 220 pass)	h-Wake Forest (82-24)	10-31-81
615 (615 rush, 0 pass)	a-Georgia Tech (23-0)	10-17-03
597 (516 rush, 83 pass)	h-Presbyterian (76-0)	9-22-45
567 (322 rush, 245 pass)	h-The Citadel (58-3)	9-16-78
563 (323 rush, 240 pass)	a-Duke (38-10)	10-17-81
558 (436 rush, 122 pass)	h-Presbyterian (55-0)	9-23-50
556 (433 rush, 123 pass)	h-South Carolina (39-21)	11-23-74
550 (419 rush, 131 pass)	a-Virginia (30-14)	10-14-78
550 (342 rush, 208 pass)	a-Wake Forest (51-6)	11-4-78
547 (312 rush, 235 pass)	h-Duke (54-21)	10-20-84

HIGHEST TOTAL OFFENSE GAMES BY OPPONENTS

Yds.	Site, Opponents, Score	Date
616 (458 rush, 158 pass)	a-South Carolina (20-56)	11-2-75
577 (406 rush, 171 pass)	2-Maryland (23-41)	11-17-84
566 (179 rush, 387 pass)	1-Pittsburgh (3-34)	12-30-77
551 (364 rush, 187 pass)	a-Tennessee (28-29)	10-26-74
546 (254 rush, 292 pass)	h-Duke (10-21)	10-24-70
523 (283 rush, 240 pass)	h-Auburn (0-44)	10-10-70
523 (162 rush, 361 pass)	h-Maryland (31-34)	11-16-85
516 (359 rush, 157 pass)	a-South Carolina (20-32)	11-24-73
515 (475 rush, 40 pass)	a-Oklahoma (3-52)	9-30-72
514 (283 rush, 240 pass)	h-Auburn (0-44)	10-10-70

HIGHEST TOTAL OFFENSE GAMES BY BOTH TEAMS

Yds and Teams	Site, Score	Date
1107 (CU 536-220, Wake Forest 88-263)	h-(82-24)	10-31-81
1022 (CU 383-131, Duke 141-367)	a-(38-31)	10-15-83
1009 (CU 232-161, South Carolina 458-158)	a-(20-56)	11-22-75
997 (CU 305-187, Duke 145-360)	h-(29-22)	10-19-68
978 (CU 390-193, North Carolina 263-132)	h-(54-32)	11-9-74
930 (CU 195-158, Maryland 406-171)	1-(23-41)	11-17-84
928 (CU 433-123, South Carolina 264-108)	h-(39-21)	11-23-74
924 (CU 312-235, Duke 49-328)	h-(54-21)	10-20-84
915 (CU 283-138, N.C. State 338-106)	a-(21-38)	10-23-76
904 (CU 275-227, Virginia 315-87)	h-(32-27)	10-13-73

1—Baltimore, MD

MOST TURNOVERS BY CLEMSON AND STILL WON GAME

No	Site-Opponent	Score	(Fum, Int)	Date
8	H-Wake Forest	36-0	(5, 3)	11-2-63
5	A-Virginia Tech	20-17	(5, 0)	9-14-85
5	H-W. Carolina	21-10	(4, 1)	9-25-82
5	H-N.C. State	17-7	(2, 3)	10-24-81
5	H-Virginia Tech	38-7	(3, 2)	10-7-78
5	H-Wake Forest	16-14	(5, 0)	10-11-75
5	H-Virginia	40-35	(5, 0)	9-24-66

MOST TURNOVERS BY CLEMSON

No	Site	Score	(Fum, Int)	Date
10	A-Florida	13-54	(4, 6)	10-11-52
9	H-Auburn	19-45	(4, 5)	11-21-53
8	A-South Carolina	0-0	(1, 7)	10-25-45
8	H-Wake Forest	36-0	(5, 3)	11-2-63
8	A-North Carolina	15-32	(3, 5)	11-15-69
8	H-Tulane	13-17	(5, 3)	9-13-75
7	A-Georgia Tech	0-27	(4, 3)	9-28-63
7	A-Kentucky	7-26	(4, 3)	10-5-85
7	A-Georgia	23-26	(3, 4)	8-22-84

MOST TURNOVERS FORCED BY CLEMSON

No	Site	Score	(Fum, Int)	Date
9	H-Georgia	13-3	(4, 5)	9-19-81
8	A-Georgia Tech	7-28	(5, 3)	10-3-70
8	H-Duke	39-22	(6, 2)	10-19-68
8	H-Presbyterian	53-0	(4, 4)	9-25-48
7	A-Tulane	13-5	(3, 4)	9-12-81
7	H-Duke	28-8	(3, 4)	10-21-78
7	H-Virginia Tech	38-7	(4, 3)	10-7-78
7	A-TCU	10-14	(2, 5)	10-24-64
7	A-Furman	56-3	(3, 4)	11-28-59
7	A-Fordham	12-12	(5, 2)	11-8-52
7	H-Virginia Tech	35-0	(3, 4)	11-10-45

Individual Single Season Bests

Clemson Records

RUSHING YARDAGE

	Year	No	Yds	Avg
1. Terrence Flagler	1986	192	1258	6.6
2. Kenny Flowers	1985	227	1200	5.3
3. Terry Allen	1988	216	1192	5.5
4. Cliff Austin	1982	197	1064	5.4
5. Buddy Gore	1967	230	1045	4.5
6. Lester Brown	1978	202	1022	5.1
7. Terry Allen	1987	183	973	5.3
8. Ray Yaeger	1969	223	968	4.3
9. Ronald Williams	1990	178	941	5.3
10. Kevin Mack	1983	151	862	5.7

ALL-PURPOSE RUSHING

	Year	Rush	Rec	KOR	PR	Total
1. Terrence Flagler	1986	1258	188			1446
2. Ray Mathews	1948	646	379	134	184	1343
3. Terry Allen	1988	1192	125	7		1324
4. Kenny Flowers	1985	1200	26	40		1266
5. Buddy Gore	1967	1045	45	118		1208
6. Perry Tuttle	1981	21	883	266		1170
Shad Bryant	1939	394	157	132	487	1170
8. Ray Yaeger	1969	968	130	65		1163
9. Joe Henderson	1989	848	97	188		1133

RUSHING YARDS PER GAME

	Year	GP	Yards	Yds/Game
1. Cliff Austin	1982	10	1064	106.40
2. Terrence Flagler	1986	12	1258	104.83
3. Buddy Gore	1967	10	1045	104.50
4. Kenny Flowers	1985	12	1200	100.00
5. Terry Allen	1988	12	1192	99.33
6. Ray Yaeger	1969	10	968	96.80
7. Terry Allen	1987	11	973	88.45
8. Buddy Gore	1968	9	776	86.22
9. Ronald Williams	1990	11	941	85.55
10. Lester Brown	1978	12	1022	85.00

PASS ATTEMPTS

	Year	Yds.	Pct.	Comp	Att
1. Tommy Kendrick	1970	1407	.498	133	267
2. Tommy Kendrick	1969	1457	.469	107	227
3. Mike Eppley	1984	1495	.545	116	213
4. Rodney Williams	1987	1486	.483	101	209
5. Steve Fuller	1977	1655	.517	106	205
6. Rodney Williams	1986	1245	.470	98	200
7. Homer Jordan	1981	1630	.546	107	196
8. DeChane Cameron	1990	1185	.505	98	194
9. Ken Pengitore	1973	1370	.436	82	188
10. Steve Fuller	1978	1515	.540	101	187

PASS COMPLETIONS

	Year	Yds.	Pct.	Att.	Comp.
1. Tommy Kendrick	1970	1407	.498	267	133
2. Mike Eppley	1984	1494	.545	213	116
3. Tommy Kendrick	1969	1457	.469	227	107
Homer Jordan	1981	1630	.546	196	107
5. Steve Fuller	1977	1655	.517	205	106
6. Jimmy Addison	1966	1491	.554	186	103
7. Steve Fuller	1978	1515	.540	187	101
8. Rodney Williams	1987	1486	.483	209	101
9. Mike Eppley	1983	1410	.596	166	99
10. Rodney Williams	1986	1245	.470	200	98
DeChane Cameron	1990	1185	.505	194	98

PASSING YARDAGE

	Year	Att	Cmp	Pct	Yds
1. Steve Fuller	1977	205	106	51.7	1655
2. Homer Jordan	1981	196	107	54.6	1630
3. Steve Fuller	1978	187	101	54.0	1515
4. Mike Eppley	1984	213	116	54.5	1494
5. Jimmy Addison	1966	186	103	55.4	1491
6. Rodney Williams	1987	209	101	48.3	1486
7. Tommy Kendrick	1969	227	107	47.1	1457
8. Mike Eppley	1983	166	99	59.6	1410
9. Tommy Kendrick	1970	267	133	49.8	1407
10. Ken Pengitore	1973	188	82	43.6	1370

PASSING EFFICIENCY

	Year	Comp	Att	Pct.	Yds.	TD	Int.	Eff.
1. W. Jordan	1975	40	73	.547	728	5	1	158.26
2. H. White	1957	46	95	.484	841	11	3	154.63
3. M. Eppley	1983	99	166	.596	1410	13	9	146.00
4. M. Fellers	1974	42	92	.456	783	10	5	143.09
5. C. Morocco	1989	79	134	.590	1131	6	2	141.70
6. H. Jordan	1981	107	196	.546	1630	9	9	130.46
7. S. Fuller	1978	101	187	.540	1515	7	4	130.10
8. B. Hair	1950	29	71	.408	644	6	6	128.08
9. B. Gage	1947	47	109	.413	1002	10	13	126.70
10. J. Addison	1966	103	186	.544	1491	10	14	125.46

COMPLETION PERCENTAGE

	Year	Comp	Att	Yds	Pct
1. Mike Eppley	1983	99	166	1410	.596
2. Chris Morocco	1989	79	134	1131	.590
3. Joe Berry	1935	42	72	422	.583
4. Jimmy Addison	1966	103	186	1491	.554
5. Homer Jordan	1982	55	100	674	.550
6. Homer Jordan	1981	107	196	1630	.546
7. Mike Eppley	1984	116	213	1494	.545
8. Steve Fuller	1978	101	187	1515	.540

1000-YARD MEN

Clemson has had six 1,000-yard rushers in its history and five of them reached that milestone within the last 13 years. Terry Allen (1988) is the last Clemson running back to reach 1,000 yards.

9. Harvey White	1959	56	107	770	.523
10. Billy Lott	1979	90	174	1184	.517

PASSING YARDS PER GAME

	Year	GP	Comp	Att	Yds	Yds/Gm
1. Jimmy Addison	1966	10	103	186	1491	149.10
2. Tommy Kendrick	1969	10	107	227	1457	145.70
3. Homer Jordan	1981	12	107	196	1630	139.17
4. Steve Fuller	1977	12	106	205	1655	137.92
5. Mike Eppley	1984	11	116	213	1494	135.82
6. Mike Eppley	1983	11	99	166	1410	128.18
7. Tommy Kendrick	1970	11	133	267	1407	127.91
8. Steve Fuller	1978	12	101	187	1515	126.25
9. Ken Pengitore	1973	11	82	188	1370	124.55
10. Rodney Williams	1987	12	101	209	1486	123.83

TOUCHDOWN PASSES

	Year	Comp	Att	Yds	TDs
1. Mike Eppley	1984	116	213	1494	14
2. Mike Eppley	1983	99	166	1410	13
3. Bobby Gage	1948	44	105	887	11
4. Bobby Gage	1947	47	109	1002	10
Jimmy Addison	1966	103	186	1491	10
Tommy Kendrick	1969	107	227	1457	10
Mark Fellers	1974	42	92	783	10
8. Homer Jordan	1981	107	196	1630	9

TOTAL OFFENSE

	Year	Rush	Pass	Total
1. Steve Fuller	1978	649	1515	2164
2. Homer Jordan	1981	486	1630	2116
3. Steve Fuller	1977	437	1655	2092
4. Ken Pengitore	1973	571	1370	1941
5. Mike Eppley	1984	275	1494	1769
6. Billy Hair	1951	698	1004	1702
7. Homer Jordan	1980	372	1311	1683
8. Rodney Williams	1986	352	1245	1597
9. Rodney Williams	1987	85	1486	1571
10. Billy Lott	1979	385	1184	1569

RECEPTIONS

	Year	GP	Yds.	Avg.	Rec.
1. Jerry Butler	1978	12	908	15.7	58
2. Perry Tuttle	1980	11	915	17.3	53
3. Perry Tuttle	1981	12	883	17.0	52
4. Jerry Butler	1977	12	824	17.5	47
5. Charlie Waters	1969	9	739	16.9	44
6. Phil Rogers	1966	10	574	13.7	42
7. John McMakin	1970	11	532	13.3	40
8. Glenn Smith	1951	10	632	16.2	39
9. Phil Rogers	1965	10	466	12.9	36
10. Rodney Fletcher	1989	12	556	15.9	35

RECEPTION YARDS


	Year	GP	Rec.	Avg.	Yds.
1. Perry Tuttle	1980	11	53	17.3	915
2. Jerry Butler	1978	12	58	15.7	908
3. Perry Tuttle	1981	12	52	17.0	883
4. Jerry Butler	1977	12	47	17.5	824
5. Charlie Waters	1969	9	44	16.9	738
6. Glenn Smith	1951	10	39	16.2	632
7. Gary Cooper	1987	12	34	18.2	618
8. Phil Rogers	1966	10	42	13.7	574
9. Rodney Fletcher	1989	12	35	15.9	556
10. Perry Tuttle	1979	12	36	15.1	544

TOUCHDOWN RECEPTIONS

	Year	GP	Rec.	Yds.	Avg.	TDs
1. Perry Tuttle	1981	12	52	883	17.0	8
Terrance Roulhac	1984	11	26	512	19.7	8
3. Bennie Cunningham	1974	11	24	391	16.3	7
Glenn Smith	1951	10	39	632	16.2	7
5. Glenn Smith	1950	10	22	498	22.6	6
6. John McMakin	1971	11	29	421	14.5	5
Ray Yaeger	1969	10	21	130	6.19	5
Dreher Gaskins	1953	10	21	426	20.3	5
Glenn Smith	1949	10	25	446	17.8	5

RECEPTIONS PER GAME

	Year	GP	Rec.	Rec/Game
1. Charlie Waters	1969	9	44	4.89
2. Jerry Butler	1978	12	58	4.83
3. Perry Tuttle	1980	11	53	4.82
4. Perry Tuttle	1981	12	52	4.33
5. Phil Rogers	1966	10	42	4.20
6. Jerry Butler	1977	12	47	3.92
7. Glenn Smith	1951	10	39	3.90



Steve Fuller, seen here against Notre Dame in 1977, still holds the single season best marks for passing yardage and total offense.



Charlie Waters, seen here being inducted into the Clemson Hall of Fame in 1981, was an all-pro defensive back with the Dallas Cowboys, but he still holds the Clemson single season best for receptions per game.

8. John McMakin	1970	11	40	3.64
9. Phil Rogers	1965	10	36	3.60
10. Perry Tuttle	1979	12	36	3.00
Jerry Butler	1976	11	33	3.00

TOTAL TOUCHDOWNS

	Year	Rush	Rec	Ret	Tot. TDs
1. Lester Brown	1978	17	0	0	17
2. Fred Cone	1950	14	1	0	15
3. Cliff Austin	1982	14	0	0	14
4. Terrence Flagler	1986	10	3	0	13
Kenny Flowers	1985	13	0	0	13
6. Ray Yauger	1969	6	5	0	11
Bill Mathis	1959	7	3	1	11
8. Steve Fuller	1978	10	0	0	10
"Smiley" Sanders	1973	9	1	0	10
Terry Allen	1989	10	0	0	10
Terry Allen	1988	10	0	0	10

PUNTING AVERAGE

	Year	No.	Yds	Avg.
1. Chris Gardocki	1990	58	2580	44.48
2. David Sims	1979	79	3468	43.90
3. Dale Hatcher	1983	47	2057	43.76
4. Dale Hatcher	1984	54	2361	43.72
5. Banks McFadden	1939	65	2828	43.51
6. Dale Hatcher	1981	44	1908	43.36
7. Chris Gardocki	1989	48	2062	42.96
8. Chris Gardocki	1988	45	1924	42.80
9. Mitch Tyner	1973	61	2552	41.84
10. Jackie Calvert	1949	26	1087	41.81

KICKOFF RETURN YARDAGE

	Year	Ret.	Yds.
1. Terrance Roulhac	1986	18	578
2. Bob Bosler	1970	28	568
3. Willie Scott	1975	26	541
4. John Shields	1969	25	539
5. David Thomas	1972	23	522
6. Ray Williams	1985	26	502
7. Ray Williams	1983	21	494
8. Warren Ratchford	1974	20	480
9. Jay Washington	1973	22	474
10. Joe Henderson	1987	14	407

KICKOFF RETURN AVERAGE

	Year	Ret	Yds.	Avg.
1. Terrance Roulhac	1986	18	578	32.11
2. Doug Thomas	1990	11	333	30.27
3. Bill Mathis	1959	10	294	29.40
4. Joe Henderson	1987	14	407	29.07
5. Sid Tinsley	1944	9	247	27.44
6. Billy Hair	1951	7	185	26.43
7. Shad Bryant	1938	5	132	26.40
8. Hugh Mauldin	1964	7	181	25.86
9. Charlie Timmons	1941	6	155	25.83
10. Jack Anderson	1968	10	257	25.70

PUNT RETURN YARDAGE

	Year	Ret	Avg.	Yds.
1. Shad Bryant	1938	27	18.0	487
2. Don Kelley	1970	24	16.2	389
3. Donnell Woolford	1987	23	15.0	345
4. Willie Jordan	1977	33	9.1	300
5. James Lott	1987	24	12.1	290
6. Butch Butler	1945	26	10.8	280
7. Billy Davis	1981	34	8.1	275
8. Willie Jordan	1978	21	12.1	269
9. Dexter Davis	1990	32	7.2	229
10. James Lott	1989	27	8.4	226

PUNT RETURN AVERAGE

(Min. 5 Attempts)

	Year	Ret.	Yds.	Avg.
1. Elmo Lam	1961	8	179	22.4
2. Joe Paglieli	1954	7	134	19.1
3. Harry Pavilack	1960	6	112	18.7
4. Shad Bryant	1938	27	487	18.0
5. Bobby Gage	1948	12	203	16.9
6. Jeff Siepe	1971	9	148	16.4
7. Don Kelley	1970	24	389	16.2
8. Jackie Calvert	1950	14	225	16.1
9. Donnell Woolford	1987	23	345	15.0
10. Bobby Morgan	1958	11	154	14.0

FIELD GOALS MADE

	Year	Pct	Att	Made
1. Obed Ariri	1980	.767	30	23
2. Chris Gardocki	1989	.759	29	22
Chris Gardocki	1990	.786	28	22
3. Chris Gardocki	1988	.594	32	19
4. Bob Paulling	1983	.900	20	18
David Treadwell	1987	.818	22	18
6. David Treadwell	1985	.708	24	17
7. Obed Ariri	1979	.727	25	16
Donald Igwebuike	1984	.941	17	16
9. Obed Ariri	1978	.560	25	14
10. Bob Paulling	1982	.800	15	12
David Treadwell	1986	.600	20	12

FIELD GOALS ATTEMPTED

	Year	Made	Pct	Att
1. Chris Gardocki	1988	19	.594	32
2. Obed Ariri	1980	23	.767	30
3. Chris Gardocki	1989	22	.759	29
4. Chris Gardocki	1990	22	.786	28
5. Obed Ariri	1978	14	.560	25
Eddie Seigler	1972	11	.440	25
7. David Treadwell	1985	17	.708	24
8. Obed Ariri	1979	16	.727	22
David Treadwell	1987	18	.818	22
10. Obed Ariri	1977	10	.500	20
Bob Paulling	1983	18	.900	20
David Treadwell	1986	12	.600	20

EXTRA POINTS ATTEMPTED

	Year	Made	Pct	Att
1. Charles Radcliffe	1950	38	.809	47
2. Obed Ariri	1978	44	.957	46
3. Donald Igwebuike	1984	41	1.000	41
Chris Gardocki	1989	41	1.000	41
5. Rusty Seyle	1988	35	.921	38
6. Bob Paulling	1983	36	.973	37
7. Bob Paulling	1981	34	.971	35
8. David Treadwell	1986	34	1.000	34
David Treadwell	1987	33	.971	34
10. Bob Paulling	1982	32	1.000	32

EXTRA POINTS MADE

	Year	Att	Pct	Made
1. Obed Ariri	1978	46	.957	44
2. Donald Igwebuike	1984	41	1.000	41
Chris Gardocki	1989	41	1.000	41
4. Charles Radcliffe	1950	47	.809	38
5. Bob Paulling	1983	37	.973	36
6. Rusty Seyle	1988	38	.921	35
7. Bob Paulling	1981	35	.971	34
David Treadwell	1986	34	1.000	34
9. David Treadwell	1987	34	.971	33
10. Bob Paulling	1982	32	1.000	32

KICK SCORING

	Year	FG-FGA	PAT-A	TP
1. Chris Gardocki	1989	22-29	41-41	107
2. Chris Gardocki	1990	22-28	30-30	96
3. Bob Paulling	1983	18-20	36-37	90
4. Donald Igwebuike	1984	16-17	41-41	89
5. Obed Ariri	1980	23-30	18-18	87
6. Obed Ariri	1978	14-25	44-46	86
7. David Treadwell	1987	18-22	33-34	82
8. David Treadwell	1985	17-24	25-25	76
9. David Treadwell	1986	12-20	34-34	70
10. Obed Ariri	1979	16-22	14-15	62

SCORING

	Year	TD	FG	PAT	TP
1. Chris Gardocki	1989	—	22	41	107
2. Lester Brown	1978	17	—	—	102
3. Chris Gardocki	1990	—	22	30	96
4. Fred Cone	1950	15	—	2	92
5. Bob Paulling	1983	—	18	36	90
6. Donald Igwebuike	1984	—	16	41	89
7. Obed Ariri	1980	—	23	18	87
8. Obed Ariri	1978	—	14	44	86
9. Cliff Austin	1982	14	—	—	84
10. David Treadwell	1987	—	18	33	82



Shad Bryant still holds the single season punt return yardage mark with 487 in 1938. It is one of the oldest individual records at Clemson.

Team Season Bests

Clemson Records

CONTEMPORARY SUCCESS

Clemson has had seven seasons in which it has won at least 10 games and six of those double figure victory campaigns have taken place since 1978.

Wins		Pass Completions		Yards/Game		Yards/Game		Yards/Game	
1. 1981	12-0-0	1. 1970	145	3. 1978	.024	1. 1978	427.8	6. 1987	13.58
2. 1978	11-1-0	2. 1984	137	4. 1989	.030	2. 1981	391.5	7. 1950	12.79
3. 1948	11-0-0	3. 1969	133	5. 1977	.037	3. 1950	388.1	Kickoff Return Average	
4. 1989	10-2-0	4. 1985	125	6. 1985	.038	4. 1988	384.6	1. 1959	23.85
5. 1990	10-2-0	5. 1989	117	7. 1970	.039	5. 1983	383.5	2. 1968	23.40
6. 1988	10-2-0	6. 1981	112	Total Plays		6. 1986	380.8	3. 1966	23.02
7. 1987	10-2-0	7. 1978	111	1. 1978	946	7. 1984	380.4	4. 1962	22.68
8. 1983	9-1-1	1977	111	2. 1986	917	Points		5. 1989	22.34
9. 1982	9-1-1	1975	111	3. 1979	911	1. 1989	368	6. 1969	21.63
10. 1959	9-2-0	Completions/Game		4. 1981	910	2. 1978	368	7. 1990	21.62
11. 1950	9-0-1	1. 1969	13.30	5. 1987	887	3. 1984	346	8. 1985	21.27
12. 1939	9-1-0	2. 1970	13.18	6. 1990	882	4. 1950	344	First Downs	
Winning Percentage		3. 1984	12.40	7. 1988	874	5. 1988	342	1. 1978	273
1. 1981	12-0 1.000	4. 1967	10.50	Plays/Game		6. 1983	338	2. 1981	254
2. 1948	11-0 1.000	5. 1966	10.50	1. 1978	78.8	7. 1981	338	3. 1989	253
3. 1900	6-0 1.000	6. 1985	10.40	2. 1986	76.4	Points/Game		4. 1986	242
4. 1950	9-0-1 .950	7. 1975	10.10	3. 1979	75.9	1. 1950	34.40	5. 1988	241
5. 1978	11-1 .917	Pass Attempts		4. 1981	75.8	2. 1984	31.45	6. 1987	235
6. 1939	9-1 .900	1. 1970	302	5. 1963	74.1	3. 1983	30.72	7. 1985	235
7. 1983	9-1-1 .864	2. 1969	281	6. 1987	73.91	4. 1978	30.66	First Downs/Game	
8. 1982	9-1-1 .864	3. 1985	257	7. 1980	73.90	5. 1989	30.60	1. 1978	22.75
Rushing Attempts		4. 1984	247	Yards/Play		6. 1988	28.50	2. 1981	21.16
1. 1978	741	5. 1967	228	1. 1950	6.16	7. 1981	28.16	3. 1989	21.08
2. 1979	725	6. 1987	226	2. 1947	5.53	Punt Average		4. 1986	20.16
3. 1986	705	7. 1980	223	3. 1948	5.34	1. 1984	44.0	5. 1984	20.09
4. 1981	705	Pass Attempts/Game		4. 1978	5.427	2. 1990	43.7	6. 1988	20.08
5. 1989	678	1. 1969	28.1	5. 1983	5.422	3. 1983	43.3	7. 1983	19.90
6. 1988	673	2. 1970	27.5	6. 1988	5.280	4. 1979	43.0	Fewest Turnovers	
7. 1990	667	3. 1967	22.8	7. 1989	5.224	5. 1989	42.7	1. 1940	8
Rushing Attempts/Game		4. 1984	22.4	1949	5.224	6. 1948	42.7	2. 1938	10
1. 1978	61.75	5. 1968	21.9	Total Yards		7. 1981	42.1	3. 1989	13
2. 1979	60.41	6. 1985	21.4	1. 1978	5134	Punt Return Average		4. 1988	13
3. 1986	58.75	7. 1961	20.9	2. 1981	4698	1. 1948	17.13	5. 1990	17
4. 1981	58.75	Passing Yards		3. 1988	4615	2. 1954	16.30	6. 1970	19
5. 1989	56.50	1. 1984	1858	4. 1986	4570	3. 1961	15.88	7. 1950	19
6. 1963	56.50	2. 1975	1798	5. 1989	4561	4. 1970	14.92	8. 1979	21
7. 1982	56.18	3. 1969	1755	6. 1987	4542	5. 1938	14.24	1978	21
Rushing Yards		4. 1981	1721	7. 1985	4283			1967	21
1. 1978	3469	5. 1989	1720						
2. 1986	3245	6. 1977	1706						
3. 1988	3241	7. 1980	1682						
4. 1981	2977	Passing Yards/Game							
5. 1987	2972	1. 1969	175.5						
6. 1990	2956	2. 1984	168.9						
7. 1989	2841	3. 1975	163.5						
Rushing Yards/Attempt		4. 1966	153.6						
1. 1950	5.25	5. 1980	152.8						
2. 1941	5.07	6. 1947	148.1						
3. 1948	4.882	7. 1981	143.3						
4. 1988	4.815	Pass Completion Percentage							
5. 1949	4.791	1. 1989	.600						
6. 1978	4.681	2. 1984	.555						
7. 1983	4.680	3. 1982	.551						
Rushing Yards/Game		4. 1983	.547						
1. 1978	289.1	5. 1981	.546						
2. 1986	270.4	6. 1978	.541						
3. 1988	270.1	7. 1966	.538						
4. 1950	264.8	Interception/Avoidance							
5. 1983	250.2	1. 1988	.019						
6. 1981	248.1	2. 1990	.023						
7. 1987	247.7								

Clemson set a school standard for rushing defense in 1990. A strong pass rush that led to 43 sacks had a lot to do with it. Here Brentson Buckner gets to a Georgia quarterback.



Clemson set a school standard for rushing defense in 1990. A strong pass rush that led to 43 sacks had a lot to do with it. Here Brentson Buckner gets to a Georgia quarterback.

Fewest Turnovers/Game	
1. 1940	0.88
2. 1989	1.08
1988	1.08
4. 1938	1.11
5. 1990	1.42
6. 1970	1.72
7. 1979	1.75
1978	1.75

Turnover Margin	
1. 1988	+21
2. 1940	+19
3. 1981	+17
1978	+17
1990	+17
6. 1950	+16
7. 1989	+15
8. 1983	+14

Turnover Margin/Game	
1. 1940	+2.11
2. 1988	+1.75
3. 1950	+1.60
4. 1990	+1.42
5. 1981	+1.416
1978	+1.416
7. 1943	+1.37

**OPPONENT TEAM LOWS/
(CLEMSON DEFENSIVE
BESTS)**

Total Plays	
1. 1943	462
2. 1940	468
3. 1941	487
4. 1946	489
5. 1938	491
6. 1953	518
7. 1939	519
1944	519

Total Plays/Game	
1. 1939	51.90
2. 1940	52.00
3. 1954	52.80
4. 1945	53.30
5. 1941	54.11
6. 1946	54.30
7. 1963	54.40

Total Yards/Play	
1. 1939	3.034
2. 1954	3.335
3. 1963	3.395
4. 1990	3.521
5. 1940	3.529
6. 1959	3.532
7. 1938	3.547


Total Offense/Game	
1. 1939	157.5
2. 1954	176.1
3. 1948	177.2
4. 1940	183.6
5. 1963	184.7
6. 1945	193.2
7. 1938	193.3

Rushing Attempts	
1. 1941	334
2. 1946	336
3. 1940	339
4. 1963	344
4. 1943	349
6. 1950	354
7. 1945	364

Rushing Attempts Allowed/Game	
1. 1986	32.83
2. 1990	33.50
3. 1963	34.40
4. 1987	34.66
5. 1950	35.40
6. 1982	36.30
7. 1945	36.40

Rushing Yards	
1. 1990	848
2. 1941	904
3. 1987	912
4. 1963	931
5. 1954	969
6. 1982	1068
7. 1940	1094

Rushing Yards/Game	
1. 1990	70.9
2. 1987	82.6
3. 1963	93.1
4. 1989	96.6
5. 1954	96.9



Clemson's National Championship team of 1981 allowed just 2.5 yards a rush, fourth best in Clemson history. Jef Bryant, still a starter with the Seattle Seahawks, was a major reason for these fine stats.

6. 1982	97.1
7. 1981	97.4

Yards/Rush	
1. 1990	2.109
2. 1987	2.192
3. 1954	2.497
4. 1981	2.535
5. 1982	2.670
6. 1963	2.706
1941	2.706

Pass Completions	
1. 1939	32
2. 1938	39
3. 1940	46
4. 1956	48

5. 1957	49
1955	49
1942	49

Pass Completion/Game	
1. 1939	3.2
2. 1938	4.333
3. 1956	4.36
4. 1957	4.90
1955	4.90
1942	4.90
7. 1940	5.11

Pass Attempts	
1. 1938	105
2. 1939	109
3. 1944	109
4. 1943	113
5. 1956	124
6. 1957	129
1940	129

Pass Attempts Allowed/Game	
1. 1939	10.90
2. 1959	11.27
3. 1938	11.66
4. 1944	12.11
5. 1975	12.45
6. 1957	12.90
7. 1955	13.40

Passing Yards	
1. 1939	449
2. 1956	526
3. 1938	531
4. 1940	558
5. 1957	597
6. 1942	724
7. 1954	792

Passing yards/Game	
1. 1938	33.0
2. 1939	44.9
3. 1956	52.6
4. 1957	59.7
5. 1940	62.0
6. 1944	71.0
7. 1942	72.4

Best Completion Percentage Defense	
1. 1939	.294
2. 1951	.347

3. 1945	.355
4. 1953	.357
1940	.357
6. 1944	.367
7. 1955	.370


Interceptions	
1. 1951	24
2. 1978	24
3. 1981	23
4. 1989	21
1977	21
1948	21
7. 1982	20

Most Interceptions Per Game	
1. 1951	2.27
2. 1940	2.11
3. 1978	2.00
4. 1981	1.91
5. 1948	1.909
6. 1964	1.900
1945	1.900
8. 1982	1.810

Points/Game	
1. 1939	4.5
2. 1950	6.2
1938	6.2
4. 1948	6.9
5. 1945	7.3
6. 1956	7.4
7. 1957	7.8

Most Turnovers Forced	
1. 1981	41
2. 1989	38
1983	38
1978	38
5. 1973	37
6. 1982	35
1977	35
1950	35

Most Turnovers Forced/Game	
1. 1943	4.000
2. 1952	3.555
3. 1950	3.500
4. 1983	3.454
5. 1981	3.416
6. 1968	3.400
1964	3.400
1945	3.400



Clemson's defense in 1963 allowed just 185 yards a game, the best total defense by a Tiger team in the last 37 years. Above (#61) Clark Gaston, now an ACC official, (#69) Billy Weaver, and (#53) Ted Bunton stop a Georgia QB cold.

Yearly Leaders

Clemson Records

(Includes all Bowl Games)

SCORING

Year	Name	TDS	FG	PAT	TOT
1927	Bob McCarley, FB	5	0	1	31
1928	O.D. Padgett, BB	7	0	0	42
1929	Goat McMillan, TB	9	0	0	54
1930	Maxcey Welch, TB	10	0	4	64
1931	J.M. Lambert, WB	1	0	0	6
	E.R. Patterson, RB	1	0	0	6
	Fred Hook, TB	1	0	0	6
1932	Henry Woodward, RB	5	0	0	30
1933	Gene Willimon, TB	2	0	0	12
	Bill Dillard, RB	2	0	0	12
1934	Randy Hinson, RB	3	0	0	18
1935	Mac Folger, BB	6	0	0	36
1936	Mac Folger, BB	8	0	0	48
1937	Red Pearson, BB	3	1	8	29
1938	Banks McFadden, TB	5	0	0	30
	Shad Bryant, WB	5	0	0	30
1939	Shad Bryant, WB	4	0	8	32
1940	Aubrey Rion, RB	4	0	4	28
1941	Charlie Timmons, FB	9	0	23	77
1942	Marion Butler, TB	6	0	0	36
1943	James Whitmire, WB	4	0	0	24
1944	Bill Rogers, FB	6	0	1	37
1945	Jim Reynolds, FB	5	0	0	30
	Marion Butler, TB	5	0	0	30
1946	Dutch Leverman, RB	4	0	0	24
	Chip Clark, WR	4	0	0	24
1947	Jim Reynolds, RB	8	0	0	48
1948	Ray Mathews, WB	13	0	0	78
1949	Fred Cone, FB	9	0	1	55
1950	Fred Cone, FB	15	0	2	92
1951	Glenn Smith, WR	7	0	0	42
1952	Billy Hair, TB	3	0	0	18
	Don King, RB	3	0	0	18
	Red Whitten, FB	3	0	0	18
	Buck George, WB	3	0	0	18
1953	Dreher Gaskin, WR	5	0	0	30
1954	Jim Coleman, RB	5	0	1	31
1955	Joe Pagliei, RB	7	0	1	43
1956	Joel Wells, RB	8	0	0	48
1957	Bob Spooner, RB	5	0	0	30
	Bill Mathis, RB	5	0	0	30
1958	Harvey White, QB	5	0	0	30
1959	Bill Mathis, RB	11	0	4	70
1960	Bill McGuirt, RB	9	0	0	54
1961	Ron Scrudato, RB	8	0	0	48
1962	Rodney Rogers, PK	0	7	13	34
1963	Frank Pearce, PK	0	4	21	33
1964	Hal Davis, RB	5	0	0	30
1965	Hugh Mauldin, RB	4	0	0	24
	Thomas Ray, QB	4	0	0	24
1966	Jacky Jackson, TB	8	0	0	48
1967	Buddy Gore, TB	9	0	0	54
1968	Ray Auger, TB	7	0	2	42
1969	Ray Auger, TB	11	0	2	68
1970	Eddie Seigler, PK	0	8	16	40
1971	Eddie Seigler, PK	0	11	14	47
1972	Eddie Seigler, PK	0	11	14	47
1973	Smiley Sanders, RB	10	0	0	60
1974	Mark Fellers, QB	9	0	0	54
1975	Willie Jordan, QB-PK	2	5	14	41
1976	Steve Fuller, QB	6	0	0	36
1977	Lester Brown, TB	9	0	0	54
1978	Lester Brown, TB	17	0	0	102
1979	Obed Ariri, PK	0	16	14	62
1980	Obed Ariri, PK	0	23	18	87
1981	Cliff Austin, TB	9	0	0	54
1982	Cliff Austin, TB	14	0	0	84
1983	Bob Paulling, PK	0	18	36	90
1984	Donald Igwebuikwe, PK	0	16	41	89
1985	Kenny Flowers, TB	13	0	0	78
1986	Terrence Flagler, TB	13	0	0	78
1987	David Treadwell, PK	0	18	33	87
1988	Terry Allen, TB	10	0	0	60

1989	Chris Gardocki, PK	0	22	41	107
1990	Chris Gardocki, PK	0	22	30	96

RUSHING

Year	Name	Att.	Gain	Avg.
1935	Joe (Net) Berry, TB	99	457	4.5
1936	Mac Folger, FB	144	522	3.6
1937	Don Willis, WB	99	329	3.3
1938	Don Willis, FB	103	483	4.7
1939	Charlie Timmons, FB	146	556	3.8
1940	Chippy Maness, TB	86	472	5.4
1941	Charlie Timmons, FB	149	635	4.3
1942	Marion Butler, TB	145	616	4.2
1943	James Whitmire, WB	72	376	5.2
1944	Sid Tinsley, TB	126	479	3.8
1945	Dewey Quinn, FB	89	392	4.4
1946	Bobby Gage, TB	58	264	4.5
1947	Bobby Gage, TB	114	502	4.4
1948	Ray Mathews, WB	113	646	5.7
1949	Ray Mathews, TB	118	728	6.0
1950	Fred Cone, FB	184	845	4.6
1951	Billy Hair, TB	160	698	4.4
1952	Red Whitten, FB	115	445	4.0
1953	Don King, QB	79	243	3.1
1954	Joel Wells, RB	74	352	4.8
1955	Joel Wells, RB	135	782	5.8
1956	Joel Wells, RB	174	803	4.6
1957	Bob Spooner, RB	88	358	4.1
1958	Doug Cline, FB	103	450	4.3
1959	Doug Cline, FB	119	482	4.1
1960	Bill McGuirt, FB	99	320	3.2
1961	Ron Scrudato, FB	99	341	3.4
1962	Pat Crain, FB	94	348	3.7
1963	Pat Crain, FB	137	513	3.7
1964	Hal Davis, RB	87	533	6.1
1965	Hugh Mauldin, RB	194	664	3.4
1966	Buddy Gore, TB	186	750	4.0
1967	Buddy Gore, TB	230	1045	4.5
1968	Buddy Gore, TB	184	776	4.2
1969	Ray Auger, TB	223	968	4.3

KICK SCORING

Chris Gardocki led Clemson in scoring in 1989 and 1990. He registered two of the top three scoring seasons in Clemson history, including a record 107 points in 1989.

1970	Ray Auger, TB	183	711	3.9
1971	Rick Gilstrap, TB	144	514	3.6
1972	Wade Hughes, RB	177	761	4.3
1973	Smiley Sanders, RB	113	627	5.5
1974	Ken Callicutt, RB	161	809	5.0
1975	Ken Callicutt, RB	145	572	3.9
1976	Warren Ratchford, TB	119	676	5.7
1977	Warren Ratchford, TB	118	616	5.2
1978	Lester Brown, TB	202	1022	5.1
1979	Marvin Sims, FB	158	743	4.7
1980	Chuck McSwain, TB	114	544	4.8
1981	Cliff Austin, TB	163	824	5.1
1982	Cliff Austin, TB	197	1064	5.4
1983	Kevin Mack, FB	151	862	5.7
1984	Stacey Driver, TB	139	627	4.5
1985	Kenny Flowers, TB	227	1200	5.3
1986	Terrence Flagler, TB	192	1258	6.6
1987	Terry Allen, TB	183	973	5.3
1988	Terry Allen, TB	216	1192	5.5
1989	Joe Henderson, TB	178	848	4.8
1990	Ronald Williams, TB	178	941	5.3

Leader based on total net yards

PASSING

Year	Name	Att.	Comp.	Pct.	Yards
1935	Joe (Net) Berry	72	42	.583	422
1936	Joe (Net) Berry	99	32	.323	434
1937	Bob Bailey	88	35	.398	579
1938	Bob Bailey	35	18	.514	272
1939	Banks McFadden	70	31	.443	581
1940	Chippy Maness	51	19	.373	388
1941	Booby Payne	90	36	.400	582
1942	Butch Butler	90	38	.422	504
1943	Butch Butler	34	12	.353	166
1944	Sid Tinsley	51	11	.216	248
1945	Butch Butler	45	11	.244	239
1946	Dutch Leverman	62	26	.419	501

Ray Matthews might have been Clemson's best all-around player ever. He led Clemson in scoring, rushing, passing, kickoff returns and interceptions at one time or another in his career.



Year	Name	Att.	Comp.	Pct.	Yards	Eff. Rating
1947	Bobby Gage	109	47	.413	1002	126.70
1948	Bobby Gage	105	42	.400	799	119.46
1949	Ray Mathews	72	24	.333	487	100.91
1950	Billy Hair	71	29	.408	644	128.08
1951	Billy Hair	164	67	.409	1004	93.61
1952	Don King	69	23	.333	317	52.45
1953	Don King	98	46	.469	706	101.77
1954	Don King	72	32	.444	468	92.35
1955	Don King	79	33	.413	586	96.41
1956	Charlie Bussey	68	26	.382	330	78.75
1957	Harvey White	95	46	.484	841	154.63
1958	Harvey White	87	43	.494	492	89.24
1959	Harvey White	107	56	.523	770	123.81
1960	Lowndes Shingler	145	61	.441	790	79.02
1961	Jim Parker	98	46	.469	735	108.35
1962	Jim Parker	67	30	.448	431	77.91
1963	Jim Parker	117	52	.444	728	88.61
1964	Thomas Ray	59	21	.356	253	60.28
1965	Thomas Ray	175	74	.423	1019	85.03
1966	Jimmy Addison	186	103	.554	1491	125.46
1967	Jimmy Addison	174	82	.471	924	89.67
1968	Billy Ammons	162	74	.457	1006	90.78
1969	Tommy Kendrick	227	107	.471	1457	97.76
1970	Tommy Kendrick	267	133	.498	1407	96.47
1971	Tommy Kendrick	152	64	.421	1040	96.82
1972	Ken Pengitore	131	55	.420	831	85.55
1973	Ken Pengitore	188	82	.436	1370	110.38
1974	Mark Fellers	92	42	.457	783	142.09
1975	Willie Jordan	73	40	.548	728	158.26
1976	Steve Fuller	116	58	.500	835	114.36
1977	Steve Fuller	205	106	.517	1655	124.81
1978	Steve Fuller	187	101	.540	1515	130.10
1979	Billy Lott	174	90	.517	1184	108.40
1980	Homer Jordan	172	85	.494	1311	111.39
1981	Homer Jordan	196	107	.546	1630	130.46
1982	Homer Jordan	100	55	.550	674	104.20
1983	Mike Eppley	166	99	.596	1410	146.00
1984	Mike Eppley	213	116	.545	1494	123.81
1985	Randy Anderson	123	63	.512	703	96.4
1986	Rodney Williams	200	98	.490	1245	99.9
1987	Rodney Williams	209	101	.483	1486	107.9
1988	Rodney Williams	186	78	.419	1144	98.2
1989	Chris Morocco	134	79	.590	1131	141.7
1990	DeChane Cameron	194	98	.505	1185	108.6



Fred Cone was the top rusher on Clemson's unbeaten 1950 team. He scored 15 TDs and 92 points, a record that stood for 28 years.

RECEIVING

Year	Name	No.	Yds	Avg
1938	Gus Goins, RE	8	123	15.4
1939	Joe Blalock, LE	15	322	21.5
1940	Joe Blalock, LE	10	211	21.1
1941	Joe Blalock, LE	13	240	18.5

1942	Marion Craig, BB	14	173	12.4
1943	Eddis Freeman, RE	8	175	21.9
1944	Eddis Freeman, LE	9	162	18.0
1945	Eddis Freeman, RE	7	156	22.3
1946	Eddis Freeman, RE	15	181	12.1
1947	John Poulos, LE	6	169	28.2
1948	Oscar Thompson, RE	19	333	17.5
1949	Glenn Smith, RE	25	446	17.8
1950	Glenn Smith, RE	22	498	22.6
1951	Glenn Smith, LE	39	632	16.2
1952	Otis Kempson, LE	15	220	14.7
1953	Dreher Gaskin, E	21	426	20.3
1954	Scott Jackson, E	11	151	13.7
1955	Joe Pagliei, RB	10	233	23.3
1956	Dalton Rivers, E	5	76	15.2
1957	Whitey Jordan, E	12	369	30.7
1958	George Usry, RB	18	171	9.5
1959	Bill Mathis, RB	18	319	17.7
1960	Harry Pavilack, RB	17	272	14.2
1961	Elmo Lam, RB	17	237	13.9
1962	Johnny Case, E	13	213	16.4
1963	Lou Fogle, E	17	218	12.8
1964	Hoss Hostetler, E	8	103	12.9
1965	Phil Rogers, FLK	36	466	12.9
1966	Phil Rogers, FLK	42	574	13.7
1967	Phil Rogers, FLK	28	429	15.3
1968	Charlie Waters, WR	22	411	18.6
	Jack Anderson, WR	22	344	15.6
1969	Charlie Waters, FLK	44	738	16.9
1970	John McMakin, TE	40	532	13.3
1971	John McMakin, TE	29	421	14.5
1972	Dennis Goss, FLK	21	385	18.3
1973	Bennie Cunningham, TE	22	341	15.5
1974	Bennie Cunningham, TE	24	391	16.3
1975	Joe Walters, WR	26	394	15.2
1976	Jerry Butler, WR	33	484	14.7
1977	Jerry Butler, WR	47	824	17.5
1978	Jerry Butler, WR	58	908	15.7
1979	Perry Tuttle, WR	36	544	15.1
1980	Perry Tuttle, WR	53	915	17.3
1981	Perry Tuttle, WR	52	883	17.0

1982	Jeff Stockstill, WR	25	247	9.9
1983	Ray Williams, WR	19	342	18.0
1984	Terrance Roulhac, WR	26	512	19.7
1985	Terrance Roulhac, WR	31	533	17.2
1986	Ray Williams, WR	20	280	14.0
	Terrance Roulhac, WR	20	228	11.4
1987	Gary Cooper, WR	34	618	18.2
1988	Keith Jennings, WR	30	397	13.2
1989	Rodney Fletcher, WR	35	556	15.9
1990	Terry Smith, WR	34	480	14.1

—Leaders are based on number of receptions.

KICKOFF RETURN YARDS

Year	Name	No.	Yds	Avg
1938	Shad Bryant	5	132	26.4
1939	Shad Bryant	3	54	18.0
1940	Booty Payne	2	43	21.5
1941	Charlie Timmons	6	155	25.8
1942	Marion Craig	5	90	18.0
1943	Bill Rogers	7	138	19.7
1944	Sid Tinsley	9	247	27.4
1945	Butch Butler	8	156	19.5
1946	Bill Rogers	4	84	21.0
1947	Bobby Gage	10	244	24.4
1948	Ray Mathews	6	134	22.3
1949	Fred Cone	7	148	21.1
1950	Jackie Calvert	6	89	14.8
1951	Billy Hair	7	185	26.4
1952	Buck George	7	140	20.0
1953	Joe Pagliei	5	99	19.8
1954	Joe Pagliei	7	138	19.7
1955	Joel Wells	8	181	22.6
1956	Joel Wells	6	140	23.3
1957	George Usry	4	105	26.3
1958	Charlie Horne	6	144	24.0
1959	Bill Mathis	10	294	29.4
1960	Mack Matthews	7	104	14.9
1961	Wendal Black	10	213	21.3
1962	Mack Matthews	10	215	21.5
1963	Mack Matthews	6	139	23.2



Net Berry led Clemson in rushing and passing in 1935.


1964	Hugh Mauldin	7	181	25.6
1965	Tom Duley	14	311	22.2
1966	Jacky Jackson	16	368	23.0
1967	Jacky Jackson	11	210	19.1
1968	Jack Anderson	10	257	25.7
1969	John Shields	25	539	21.6
1970	Bob Bosler	28	568	20.3
1971	Dennis Goss	15	355	23.7
1972	David Thomas	23	522	22.7
1973	Jay Washington	22	474	21.5
1974	Warren Ratchford	20	480	24.0
1975	Willie Scott	26	541	20.8
1976	Warren Ratchford	12	226	18.9
1977	Willie Jordan	14	298	21.3
1978	Willie Jordan	11	232	21.1
1979	Andy Headen	10	214	21.4
1980	Andy Headen	12	195	16.3
1981	Perry Tuttle	12	266	22.2
1982	Steve Griffin	9	172	19.1
1983	Ray Williams	21	494	23.5
1984	Ray Williams	19	354	18.6
1985	Ray Williams	26	502	19.3
1986	Terrance Roulhac	18	578	32.1
1987	Joe Henderson	14	407	29.1
1988	Wesley McFadden	16	324	20.3
1989	Doug Thomas	12	249	20.8
1990	Doug Thomas	11	333	30.3

—Leaders based on total return yards.

INTERCEPTIONS

Year	Name	No.	Yds
1938	Shad Bryant, DB	3	29
1939	Banks McFadden, DB	2	27
1940	Charlie Timmons, DB	4	5
1941	Charlie Wright, DB	4	44
1942	Butch Butler, DB	4	37
1943	Butch Butler, DB	3	3
1944	Billy G. Rogers, DB	3	22
1945	Eddis Freeman, DB	3	24
1946	Gerald Leverman, DB	2	10
1947	Ray Mathews, DB	2	66
1948	Ray Mathews, DB	5	49
1949	Jim Reynolds, DB	3	13
1950	Fred Knoebel, CB	6	68
1951	Fred Knoebel, CB	7	37
1952	Pete Cook, SS	4	47
1953	Ken Moore, DB	2	85
1954	Don King, DB	2	14
1955	Charlie Bussey, DB	2	52
1956	Joel Wells, DB	2	6
1957	Doug Cline, DB	2	34
1958	Bobby Morgan, DB	2	9
1959	George Usry, DB	3	106
1960	Joe Anderson, DB	3	29
1961	Harry Pavilack, DB	2	3
1962	Rodney Rogers, DB	3	16
1963	Jimmy Bell, DB	3	48
1964	Jimmy Bell, DB	5	0
1965	Wayne Page, DB	4	17
1966	Phil Marion, DB	4	31
1967	Richie Luzzi, DB	3	54
1968	John Fulmer, DB	3	24
1969	Dale Henry, DB	3	29
1970	Don Kelley, DB	3	156
1971	Bobby Johnson, DB	4	57
1972	Bobby Johnson, DB	3	16
1973	Lynn Carson, DB	5	65
1974	Dennis Smith, DB	6	47
1975	Peanut Martin, CB	2	9
1976	Randy Scott, LB	2	6
1977	Steve Ryan, CB	6	67
1978	Rex Varn, SS	4	148
1979	Terry Kinard, FS	3	93
1980	Eddie Geathers, CB	3	20
1981	Terry Kinard, FS	6	51
1982	Johnny Rembert, LB	6	128
1983	Ty Davis, CB	4	21
1984	Terence Mack, OLB	3	28
1985	Kenny Danforth, SS	2	24
1986	Delton Hall, CB	4	121
1987	Donnell Woolford, CB	5	0
1988	Gene Beasley, SS	3	27
1989	Robert O'Neal, FS	8	96
1990	Dexter Davis, CB	6	32

—Leaders based on number of interceptions. Ties broken by return yards gained.



Robert O'Neal had eight interceptions in 1989, a new single season record. He reached this total as a first-year freshman and led the ACC.

PUNTING

Year	Name	No.	Yds	Avg
1938	Bob Bailey	44	1631	37.1
1939	Banks McFadden	65	2828	43.5
1940	Chippy Maness	51	1989	39.0
1941	Booty Payne	47	1931	41.1
1942	Butch Butler	73	2679	36.7
1943	Butch Butler	32	1316	41.1
1944	Sid Tinsley	52	2070	39.8
1945	Butch Butler	50	1864	37.3
1946	Gerald Leverman	30	1067	35.5
1947	Bobby Gage	52	2054	39.5
1948	Bobby Gage	37	1317	35.6
1949	Jackie Calvert	26	1087	41.8
1950	Billy Hair	18	610	33.9
1951	Billy Hair	39	632	29.7
1952	Jack Shown	55	2073	37.7
1953	Don King	18	668	37.1
1954	Joe Pagliei	26	955	36.7
1955	Joe Pagliei	20	782	39.1
1956	Charlie Bussey	39	1410	36.1
1957	Charlie Horne	22	695	31.6
1958	Bill Mathis	22	787	35.8
1959	Lowndes Shingler	24	858	35.8
1960	Eddie Werntz	38	1376	36.2
1961	Eddie Werntz	56	2249	40.2
1962	Eddie Werntz	41	1167	40.7
1963	Hugh Mauldin	37	1157	31.3
1964	Don Barfield	60	2191	36.5
1965	Don Barfield	62	2503	40.4
1966	Don Barfield	55	2132	38.7
1967	Sammy Cain	64	2423	37.9
1968	Sammy Cain	60	2235	37.3
1969	Sammy Cain	48	1785	37.3
1970	Jack Anderson	35	1434	41.0
1971	Tony Anderson	73	2714	37.2
1972	Tony Anderson	71	2724	38.4
1973	Mitch Tyner	61	2552	41.8
1974	Mitch Tyner	66	2649	40.1
1975	Richard Holliday	31	1083	35.0
1976	Mike O'Cain	55	2110	38.4
1977	David Sims	64	2462	38.7
1978	David Sims	50	2010	40.2

1979	David Sims	79	3468	43.9
1980	Richard Hendley	52	2001	38.5
1981	Dale Hatcher	44	1908	43.4
1982	Dale Hatcher	46	1871	40.7
1983	Dale Hatcher	47	2051	43.6
1984	Dale Hatcher	54	2361	43.7
1985	Andy Newell	57	2276	39.9
1986	Bill Spiers	59	2310	39.2
1987	Rusty Seyle	53	2011	37.9
1988	Chris Gardocki	45	1924	42.8
1989	Chris Gardocki	48	2062	43.0
1990	Chris Gardocki	58	2580	44.5

—Leaders based on 3.6 punts per game, or largest number of punts that season if no one attempted 3.6 per game.

PUNT RETURN YARDS

Year	Name	No.	Yds	Avg
1938	Shad Bryant	27	487	18.0
1939	Shad Bryant	31	202	6.5
1940	Chippy Maness	22	169	7.7
1941	Butch Butler	23	225	9.8
1942	Butch Butler	24	164	6.8
1943	Butch Butler	13	114	8.8
1944	Sid Tinsley	17	142	8.4
1945	Butch Butler	26	280	10.8
1946	Hal Leonard	8	73	9.1
1947	Bobby Gage	14	98	7.0
1948	Bobby Gage	12	203	16.9
1949	Jackie Calvert	15	131	8.7
1950	Jackie Calvert	14	225	16.1
1951	Billy Hair	13	146	11.2
1952	Pete Cook	14	134	14.0
1953	Don King	4	36	9.0
1954	Joe Pagliei	7	134	19.1
1955	Jim Coleman	4	77	19.3
1956	Jim Coleman	10	113	11.3
1957	George Usry	8	59	7.4
1958	Bobby Morgan	11	154	14.0
1959	George Usry	17	183	10.8
1960	Harry Pavilack	6	112	18.7
1961	Elmo Lam	8	179	22.4
1962	Mack Matthews	4	96	24.0
1963	Hugh Mauldin	17	193	11.4
1964	Hugh Mauldin	9	100	11.1
1965	Jacky Jackson	8	73	9.1
1966	Frank Liberatore	11	122	11.1
1967	Richie Luzzi	21	143	6.8
1968	Richie Luzzi	16	178	11.1
1969	Don Kelley	19	165	8.7
1970	Don Kelley	24	389	16.2
1971	Jeff Siepe	9	148	16.4
1972	Jeff Siepe	25	125	5.0
1973	Peanut Martin	18	158	8.8
1974	Joey Walters	9	84	9.3
1975	Stan Rome	12	100	8.3
1976	Joey Walters	15	88	5.9
1977	Willie Jordan	33	300	9.1
1978	Willie Jordan	21	269	12.1
1979	Hollis Hall	27	160	5.9
1980	Terry Kinard	12	50	4.2
1981	Billy Davis	34	275	8.1
1982	Billy Davis	24	160	6.7
1983	Billy Davis	17	83	4.9
1984	Reggie Pleasant	28	173	6.2
1985	Kevin Brady	17	45	2.6
1986	Donnell Woolford	25	203	8.1
1987	Donnell Woolford	23	345	15.0
1988	Donnell Woolford	29	192	6.6
1989	James Lott	27	226	8.4
1990	Dexter Davis	32	229	7.2

—Leaders based on total return yards.

Career Leaders

Clemson Records

PASSING

CAREER PASSING YARDAGE

Rk	Name	Years	Att	Comp	Pct	Yards
1.	Rodney Williams	1985-88	717	333	.464	4647
2.	Steve Fuller	1975-78	554	287	.518	4359
3.	Tommy Kendrick	1969-71	644	303	.470	3893
4.	Homer Jordan	1979-82	479	250	.522	3643
5.	Mike Eppley	1980-84	449	252	.561	3354
6.	Jimmy Addison	1965-67	393	202	.514	2616
7.	Bobby Gage	1945-48	278	123	.442	2448
8.	Ken Pengitore	1971-73	356	154	.433	2412
9.	Harvey White	1957-59	289	145	.502	2103
10.	Don King	1952-54	318	134	.421	2077
11.	Jim Parker	1961-63	282	126	.447	1895
12.	Billy Hair	1950-52	295	116	.393	1885
13.	DeChane Cameron	1988-90	244	131	.537	1699
14.	Thomas Ray	1963-65	279	112	.401	1655
15.	Lowndes Shingler	1958-60	238	104	.437	1517

CAREER PASS ATTEMPTS

Rk	Name	Years	Com	Yds	Att
1.	Rodney Williams	1985-88	333	4647	717
2.	Tommy Kendrick	1969-71	303	3893	644
3.	Steve Fuller	1975-78	287	4359	554
4.	Homer Jordan	1979-82	250	3643	479
5.	Mike Eppley	1980-84	252	3354	449
6.	Jimmy Addison	1965-67	202	2616	393
7.	Ken Pengitore	1971-73	154	2412	356
8.	Don King	1952-54	134	2077	318
9.	Billy Hair	1950-52	116	1885	295
10.	Harvey White	1957-59	145	2103	289
11.	Jim Parker	1961-63	126	1895	282
12.	Thomas Ray	1945-48	112	1655	279
13.	Bobby Gage	1963-65	123	2448	278
14.	DeChane Cameron	1988-90	131	1699	244
15.	Lowndes Shingler	1958-60	104	1517	238

CAREER PASS COMPLETIONS

Rk	Name	Years	Att	Yds	Comp
1.	Rodney Williams	1985-88	717	4647	333
2.	Tommy Kendrick	1969-71	644	3893	303
3.	Steve Fuller	1975-78	554	4359	287
4.	Mike Eppley	1980-84	449	3354	252
5.	Homer Jordan	1979-82	479	3643	250
6.	Jimmy Addison	1965-67	393	2616	202
7.	Ken Pengitore	1971-73	356	2412	154
8.	Harvey White	1957-59	289	2103	145
9.	Don King	1952-54	318	2077	134
10.	DeChane Cameron	1988-90	244	1699	131
11.	Jim Parker	1961-63	282	1895	126

12.	Bobby Gage	1945-48	278	2448	123
13.	Billy Hair	1950-52	295	1885	116
14.	Thomas Ray	1963-65	279	1655	112
15.	Billy Lott	1977-79	198	1376	105

CAREER COMPLETION PERCENTAGE (Min. 150 Attempts)

Rk	Name	Years	Comp-Att	Pct
1.	Chris Morocco	1986-89	89-157	.567
2.	Mike Eppley	1980-84	252-449	.561
3.	DeChane Cameron	1988-90	131-244	.537
4.	Billy Lott	1977-79	105-198	.530
5.	Homer Jordan	1979-82	250-479	.522
6.	Steve Fuller	1975-78	287-554	.518
7.	Jimmy Addison	1965-67	202-393	.514
8.	Harvey White	1957-59	145-289	.502
9.	Mike O'Cain	1974-76	91-182	.500
10.	Tommy Kendrick	1969-71	303-644	.470
11.	Rodney Williams	1985-88	333-717	.464
12.	Jim Parker	1961-63	126-282	.447
13.	Bobby Gage	1945-48	123-278	.442
14.	Lowndes Shingler	1958-60	104-238	.437
15.	Billy Ammons	1966-68	83-191	.435

CAREER INTERCEPTION AVOIDANCE (Min. 100 Attempts)

Rk	Name	Years	Int-Att	Pct
1.	Chris Morocco	1986-89	4-157	.0255
2.	DeChane Cameron	1988-90	7-244	.0287
3.	Billy Lott	1977-79	7-198	.0353
4.	Rodney Williams	1985-88	27-717	.0377
5.	Steve Fuller	1975-78	21-554	.0379
6.	Randy Anderson	1984-87	6-145	.0414
7.	Harvey White	1957-59	12-289	.0415
8.	Mike O'Cain	1974-76	9-182	.0494
9.	Ken Pengitore	1971-73	18-356	.0506
10.	Homer Jordan	1979-82	27-479	.0563
11.	Mark Fellers	1972-74	7-124	.0564
12.	Mike Eppley	1980-84	26-449	.0579
13.	Lowndes Shingler	1958-60	15-238	.0630
14.	Tommy Kendrick	1969-71	42-644	.0652
15.	Jimmy Addison	1965-67	27-393	.0687
16.	Joe Anderson	1960-62	15-205	.0731

CAREER PASSING YARDS/ATTEMPT

Rk	Name	Years	Att	Yds	Y/Att
1.	Bobby Gage	1945-48	278	2448	8.81
2.	Jackie Calvert	1948-50	101	885	8.76
3.	Chris Morocco	1986-89	157	1238	7.89
4.	Steve Fuller	1975-78	554	4359	7.87
5.	Homer Jordan	1979-82	479	3643	7.61
6.	Mark Fellers	1972-74	124	943	7.60
7.	Mike Eppley	1980-84	449	3354	7.47
8.	Harvey White	1957-59	289	2103	7.28
9.	Mike O'Cain	1974-76	182	1291	7.09
10.	Billy Lott	1977-79	198	1385	7.00
11.	DeChane Cameron	1988-90	244	1699	6.96
12.	Ken Pengitore	1971-73	356	2412	6.78
13.	Jim Parker	1961-63	282	1895	6.72
14.	Jimmy Addison	1965-67	393	2616	6.66
15.	Don King	1952-54	318	2077	6.53

CAREER TOUCHDOWN PASSES

Rk	Name	Years	Att	Int	TDs
1.	Mike Eppley	1980-84	449	26	28
2.	Tommy Kendrick	1969-71	644	42	24
3.	Bobby Gage	1945-48	278	27	24
4.	Steve Fuller	1975-78	554	21	22
5.	Harvey White	1957-59	289	12	18
6.	Jimmy Addison	1965-67	393	27	16
7.	Rodney Williams	1985-88	717	27	16
8.	Homer Jordan	1979-82	479	27	15
9.	Billy Hair	1950-52	295	28	15
10.	Don King	1952-54	318	37	14
11.	Mark Fellers	1972-74	124	7	12
12.	Ray Mathews	1947-50	118	9	11
13.	Ken Pengitore	1971-73	356	18	11
14.	Lowndes Shingler	1958-60	356	18	9
15.	Jackie Calvert	1948-50	101	8	8
16.	DeChane Cameron	1988-90	244	7	8

RUSHING

CAREER RUSHING YARDAGE

Rk	Name	Years	TC	Avg	TD	Yards
1.	Kenny Flowers	1983-86	590	4.94	26	2914
2.	Terry Allen	1987-89	523	5.31	28	2778
3.	Buddy Gore	1966-68	600	4.29	15	2571
4.	Ray Yaeger	1968-70	555	4.39	16	2439

QUARTERBACK COMPARISON

DeChane Cameron, Clemson senior quarterback for 1991, has a higher passing efficiency ratio and better completion percentage than Homer Jordan, the man who quarterbacked Clemson to the 1981 National Championship.

5.	Chuck McSwain	1979-82	483	4.80	23	2320
6.	Stacey Driver	1982-85	476	4.82	15	2293
7.	Ken Callicutt	1973-77	492	4.59	11	2256
8.	Lester Brown	1976-79	505	4.45	31	2228
9.	Fred Cone	1948-50	466	4.66	30	2172
10.	Terrence Flagler	1982-86	379	5.70	17	2162
11.	Cliff Austin	1978-82	423	5.06	27	2139
12.	Joel Wells	1954-56	383	5.06	16	1937
13.	Ray Mathews	1947-50	331	5.70	20	1886
14.	Joe Henderson	1987-89	356	4.92	16	1752
15.	Steve Fuller	1975-78	535	3.20	22	1737
16.	Wesley McFadden	1985-89	332	4.78	13	1587
17.	Billy Hair	1950-52	321	4.92	15	1579
18.	Tracy Johnson	1985-88	377	4.19	23	1579
19.	Charlie Timmons	1939-41	415	3.72	15	1545
20.	Marvin Sims	1976-79	316	4.88	4	1541
21.	Warren Ratchford	1974-78	292	5.00	4	1470
22.	Kevin Mack	1980-83	303	4.79	12	1450
23.	Smiley Sanders	1971-73	341	4.14	13	1411
24.	Harold Goggins	1975-78	283	4.90	6	1377
25.	Bobby Gage	1945-48	316	4.14	8	1309
26.	Buck George	1951-54	240	5.33	9	1280
27.	Tracy Perry	1976-79	296	4.10	5	1219
28.	Pat Crain	1962-64	339	3.51	10	1191
29.	Jeff McCall	1979-82	288	4.02	11	1157
30.	Hugh Mauldin	1963-65	301	3.83	8	1152

CAREER RUSHING TOUCHDOWNS

Rk	Name	Years	Att	Yds	TDs
1.	Lester Brown	1976-79	505	2228	31
2.	Fred Cone	1948-50	466	2172	30
3.	Terry Allen	1987-89	523	2778	28
4.	Cliff Austin	1978-82	423	2139	27
5.	Kenny Flowers	1983-86	590	2914	26
6.	Chuck McSwain	1979-82	483	2320	23
7.	Tracy Johnson	1985-88	377	1579	23
8.	Steve Fuller	1975-78	535	1737	22
9.	Ray Mathews	1947-50	331	1886	20
10.	Terrence Flagler	1982-86	379	2162	17

CAREER TOTAL CARRIES

Rk	Name	Years	Yds	Y/A	Carries
1.	Buddy Gore	1966-68	2571	4.29	600
2.	Kenny Flowers	1983-86	2914	4.94	590
3.	Ray Yaeger	1968-70	2439	4.39	555
4.	Steve Fuller	1975-78	1737	3.20	535
5.	Terry Allen	1987-89	2778	5.31	523
6.	Lester Brown	1976-79	2228	4.45	505
7.	Ken Callicutt	1973-77	2256	4.59	492
8.	Chuck McSwain	1979-82	2320	4.80	483
9.	Stacey Driver	1982-85	2293	4.82	476
10.	Fred Cone	1948-50	2172	4.66	466
11.	Cliff Austin	1978-82	2139	5.06	423
12.	Charlie Timmons	1939-41	1545	3.72	415
13.	Joel Wells	1954-56	1937	5.06	383
14.	Terrence Flagler	1982-86	2162	5.70	379
15.	Tracy Johnson	1985-88	1579	4.19	377

RECEIVING

CAREER RECEPTION LEADERS

Rk	Name, Pos	Years	Yds	Avg	TD	Rec
1.	Perry Tuttle, WR	1978-81	2534	16.9	17	150
2.	Jerry Butler, WR	1975-78	2223	16.0	11	139
3.	Phil Rogers, WR	1965-67	1469	13.9	5	106
4.	John McMakin, TE	1969-71	1255	13.5	12	93
5.	Terrance Roulhac, WR	1983-86	1487	16.2	16	92
6.	Glenn Smith, TE	1949-51	1576	17.9	18	88
7.	Ray Williams, WR	1983-86	1290	15.0	6	86
8.	Gary Cooper, WR	1985-89	1592	20.15	11	79
9.	Keith Jennings, WR	1985-88	1117	14.3	2	78
10.	Charlie Waters, WR	1967-69	1196	17.1	4	68
11.	Jerry Gaillard, WR	1978-81	831	12.6	1	66
12.	Bennie Cunningham, TE	1972-75	1044	16.31	10	64
13.	Joey Walters, WR	1974-76	963	16.32	6	59
14.	Wayne Bell, TE	1964-66	883	16.35	6	54
15.	Frank Magwood, WR	1979-82	920	18.1	3	51
16.	Edgar McGee, TE	1965-67	614	12.2	4	50
17.	Jim Riggs, TE	1983-86	650	13.3	1	49
18.	K. D. Dunn, TE	1981-84	519	11.0	9	47
19.	Ray Yaeger, TB	1968-70	328	7.3	7	45
20.	Jeff Stockstill, WR	1979-82	454	11.4	0	40
	Ricardo Hooper, WR	1986-88	366	14.3	2	40



Tery Kinard seen here returning one of his two fourth-quarter interceptions against Notre Dame in 1979, is Clemson's career interception leader.

3. Gary Cooper, WR	1985-89	79	1592
4. Glenn Smith, TE	1949-51	88	1576
5. Terrance Roulhac, WR	1983-86	92	1487
6. Phil Rogers, WR	1965-67	106	1469
7. Ray Williams, WR	1983-86	86	1290
8. John McMakin, TE	1969-71	93	1255
9. Charlie Waters, WR	1967-69	68	1166
10. Keith Jennings, WR	1985-88	78	1117
11. Bennie Cunningham, TE	1972-75	69	1044
12. Joey Walters, WR	1974-76	59	963
13. Frank Magwood, WR	1979-82	51	920
14. Wayne Bell, TE	1964-66	54	883
15. Jerry Gaillard, WR	1978-81	66	831
16. Joe Blalock, TE	1939-41	38	773

TOUCHDOWN RECEPTIONS

Rk.	Name, Pos	Years	TDs
1.	Glenn Smith, TE	1949-51	18
2.	Perry Tuttle, WR	1978-81	17
3.	Terrance Roulhac, WR	1983-86	16
4.	John McMakin, TE	1969-71	12
5.	Jerry Butler, WR	1975-78	11
	Joe Blalock, TE	1939-41	11
	Gary Cooper, WR	1985-89	11
8.	Bennie Cunningham, TE	1972-75	10
9.	K. D. Dunn, TE	1981-84	9
10.	Ray Auger, TB	1968-70	7

CAREER YARDS PER RECEPTION (Min 30 Receptions)

Rk	Name, Pos	Years	Rec.	Yds	Y/Rec
1.	Joe Blalock, TE	1939-41	38	773	20.34
2.	Gary Cooper, FLK	1985-89	79	1592	20.15
3.	Frank Magwood, WR	1979-82	51	920	18.04
4.	Glenn Smith, TE	1949-51	88	1516	17.91
5.	Eddie Freeman, TE	1943-46	37	655	17.70
6.	Dwight Clark, WR	1975-78	33	571	17.30
7.	Bill Mathis, TB	1957-59	35	602	17.20
8.	Charlie Waters, WR	1967-69	68	1166	17.15
9.	Perry Tuttle, WR	1978-81	150	2534	16.89
10.	Wayne Bell, TE	1964-66	54	883	16.35
11.	Joey Walters, WR	1974-76	59	883	16.35
12.	Bennie Cunningham, TE	1972-75	64	1044	16.31
13.	Terrance Roulhac, WR	1983-86	92	1487	16.16
14.	Jerry Butler, WR	1975-78	139	2223	15.99
15.	Gary Barnes, WR	1959-61	39	619	15.87

CAREER TOTAL OFFENSE

Rk	Name	Years	Plays	Rush	Pass	Total
1.	Steve Fuller	1975-78	1089	1737	4359	6096
2.	Rodney Williams	1985-88	1024	863	4647	5510
3.	Homer Jordan	1979-82	859	971	3643	4614
4.	Bobby Gage	1945-48	594	1309	2448	3757
5.	Mike Eppley	1980-84	614	398	3354	3752
6.	Billy Hair	1950-52	616	1579	1885	3464
7.	Tommy Kendrick	1969-71	794	-484	3893	3409

8.	Ken Pengitore	1971-73	703	898	2412	3310
9.	Kenny Flowers	1983-86	590	2914	0	2914
10.	Terry Allen	1987-89	525	2778	66	2844
11.	Ray Mathews	1947-50	449	1886	907	2793
12.	Jimmy Addison	1965-67	472	172	2616	2788
13.	Don King	1952-54	574	684	2077	2761
14.	Harvey White	1957-59	483	489	2103	2592
15.	Buddy Gore	1966-68	601	2571	0	2571
16.	Ray Auger	1968-70	560	2439	50	2489
17.	Stacey Driver	1982-85	488	2293	134	2427
18.	Jim Parker	1961-63	449	518	1895	2413
19.	Ken Callicutt	1973-77	499	2256	99	2355
20.	Chuck McSwain	1979-82	483	2320	0	2320
21.	Lester Brown	1976-79	505	2258	0	2258
22.	Fred Cone	1948-50	469	2172	11	2183
23.	DeChane Cameron	1988-90	412	468	1699	2167
24.	Terrence Flagler	1983-86	379	2162	0	2162
25.	Cliff Austin	1978-82	423	2139	0	2139

CAREER SCORING

Rk	Name	Years	TD	PAT	FGA	TPS
1.	Obed Ariri	1977-80	0	99-103	63-97	288
2.	Chris Gardocki	1988-90	0	72-72	63-89	261
3.	David Treadwell	1985-87	0	92-93	47-66	233
4.	Bob Paulling	1979-83	0	107-109	34-41	209
5.	Lester Brown	1976-79	32			192
6.	Fred Cone	1948-50	31	3-4		189
7.	Ray Mathews	1947-50	28			168
	Terry Allen	1987-89	28			168
	Kenny Flowers	1983-86	28			168
10.	Cliff Austin	1978-82	27			162
11.	Ray Auger	1968-70	23	*2		140
12.	Donald Igwebuike	1981-84		41-41	32-43	139
13.	Chuck McSwain	1979-82	23			138
	Tracy Johnson	1985-88	23			138
15.	Eddie Seigler	1970-72		44-46	30-60	134
	Steve Fuller	1975-78	22	*2		134
	Terrence Flagler	1983-86	22	*2		134
18.	Charlie Timmons	1939-41	15	39		129
19.	Bill Mathis	1957-59	20	6		126
20.	Glenn Smith	1949-51	18			108
21.	Joel Wells	1954-56	17			102
	Perry Tuttle	1978-81	17			102
	Joe Henderson	1987-89	17			102
	Terrance Roulhac	1983-86	17			102
25.	Buddy Gore	1966-68	16			96

*Denotes total 2-point conversion points

CAREER INTERCEPTIONS

Rk	Name, Pos	Years	Yds	Avg	TD	Int
1.	Terry Kinard, FS	1978-82	147	8.6	0	17
2.	Fred Knoebel, DB	1950-52	122	8.1	0	15
3.	Eddie Geathers, CB	1977-80	114	9.5	0	12
4.	Pete Cook, CB	1950-52	129	11.7	0	11
5.	Ray Mathews, DB	1947-50	131	13.1	0	10
	Dexter Davis, CB	1988-90	27	2.7	1	10
	Bobby Gage, DB	1945-48	97	9.7	0	10
	Steve Ryan, FS	1975-78	107	10.7	0	10
	Rex Varn, FS	1976-79	275	27.5	2	10
10.	Donnell Woolford, CB	1985-88	26	2.6	0	9
	Dennis Smith, DB	1973-75	102	11.3	1	9
	Ben Anderson, DB	1970-72	76	8.4	0	9
13.	Archie Baker, DB	1950-52	79	9.8	1	8
	Peanut Martin, DB	1972-75	50	6.3	0	8
	Johnny Rembert, LB	1981-82	143	17.9	1	8
	Ty Davis, DB	1980-84	53	6.6	0	8
	Robert O'Neal, FS	1989	96	12.0	0	8

SERVICE

CAREER LEADERS IN GAMES STARTED

Rk	Name, Pos	Years	Games
1.	Eric Harmon, OG	1987-90	47
2.	Rodney Williams, QB	1985-88	44
3.	Obed Ariri, PK	1977-80	43
	Dale Hatcher, P	1981-84	43
5.	Bubba Brown, LB	1976-79	42
6.	James Lott, FS	1986-89	42
7.	Jonathan Brooks, DE	1975-78	40
	Jim Stuckey, DT	1976-79	40
9.	Terence Mack, DE	1983-86	39
10.	David Sims, P	1977-80	38
	Doug Brewster, LB	1987-90	38

CAREER LEADERS IN START BY POSITION

(# of Games started at that position)

Offense	
TE:	33 by Bennie Cunningham, 1972-75
OT:	33 by Gary Brown, 1979-82
OG:	47 by Eric Harmon, 1987-89
C:	36 by Jeff Bak, 1985-88
WR:	35 by Perry Tuttle, 1978-81
QB:	44 by Rodney Williams, 1985-88
RB:	32 by Ken Callicutt, 1973-77
PK:	43 by Obed Ariri, 1977-80
Defense	
DE:	40 by Jonathan Brooks, 1975-78
DT:	40 by Jim Stuckey, 1976-79

MG:	31 by Willie Anderson, 1972-74
LB:	42 by Bubba Brown, 1976-79
SS:	37 by Gene Beasley, 1985-88
FS:	42 by James Lott, 1986-89
CB:	35 by Donnell Woolford, 1985-88
P:	43 by Dale Hatcher, 1981-84

CAREER GAMES PLAYED

Rk	Name, Pos	Years	Games
1.	Rodney Williams, QB	1985-88	48
	Mark Drag, MG	1985-88	48
	Jeff Bak, C	1985-88	48
	Otis Moore, DT	1986-89	48
	Stacy Fields, TE	1987-90	48
	Jerome Henderson, CB	1987-90	48
	John Johnson, OLB	1987-90	48
8.	Charlie Bauman, MG	1976-79	47
	Jeff Davis, LB	1978-81	47
	Willie Underwood, DB	1977-80	47
	Jeff Bryant, DT	1978-81	47
	Keith Jennings, WR	1985-88	47
	Donnell Woolford, CB	1985-88	47
	Doug Brewster, LB	1987-90	47
	Eric Harmon, OG	1987-90	47
	Gary Cooper, WR	1985-89	47
	Vince Taylor, LB	1985-89	47

SPECIAL TEAMS

CAREER PUNT RETURN YARDAGE

Rk	Name	Years	No	Avg	TD	Yds
1.	Shad Bryant	1937-39	65	12.0	1	779
2.	Donnell Woolford	1985-88	78	9.6	2	754
3.	James Lott	1986-89	71	9.6	0	683
4.	Don Kelley	1969-71	56	11.3	2	632
5.	Willie Jordan	1975-78	54	10.5	0	569
6.	Billy Davis	1980-83	87	6.4	0	555
7.	Streak Lawton	1935-36	26	17.5	2	456
8.	Richie Luzzi	1966-68	56	7.9	1	441
9.	Bobby Gage	1945-48	39	11.3	1	439
10.	Jackie Calvert	1948-50	33	13.2	0	433
11.	Hugh Mauldin	1963-65	32	10.5	0	336
	George Usry	1957-59	35	9.6	0	336
13.	Frank Liberatore	1964-67	29	11.2	2	325
14.	Jeff Siepe	1970-72	36	8.0	0	288
15.	Dexter Davis	1988-90	37	7.3	0	269

CAREER KICKOFF RETURN YARDAGE

Rk	Name	Years	No	Avg	TD	Yds
1.	Ray Williams	1983-86	66	20.5	0	1350
2.	Terrance Roulhac	1983-86	42	26.4	0	1108
3.	Warren Ratchford	1974-78	44	22.0	0	848
4.	Joe Henderson	1987-89	30	27.6	1	802
5.	William Scott	1974-75	36	20.1	0	723
6.	John Shields	1968-69	30	21.6	0	647
7.	Buddy Gore	1966-68	26	24.5	0	637
8.	Willie Jordan	1975-78	29	21.0	0	610
9.	Doug Thomas	1987-90	23	25.3	2	582
10.	Jacky Jackson	1965-67	27	21.4	0	578
11.	Steve Griffin	1982-86	27	21.4	0	577
12.	Bob Bosler	1970-72	29	19.6	0	568
13.	David Thomas	1972	23	22.7	0	522
14.	Jay Washington	1972-73	25	20.6	0	514
15.	Wesley McFadden	1985-88	25	20.4	0	509

CAREER KICK SCORING


Rk	Name	Years	Pts
1.	Obed Ariri	1977-80	288
2.	Chris Gardocki	1988-90	261
3.	David Treadwell	1985-87	233
4.	Bob Paulling	1979-83	209
5.	Donald Igwebuike	1981-84	139
6.	Eddie Seigler	1970-72	134

CAREER FIELD GOALS

Rk	Name	Years	FGS
1.	Obed Ariri	1977-80	63
	Chris Gardocki	1988-90	63
3.	David Treadwell	1985-87	47
4.	Bob Paulling	1979-83	34
5.	Donald Igwebuike	1981-84	32
6.	Eddie Seigler	1970-72	30

CAREER PATS

Rk	Name	Years	Pts
1.	Bob Paulling	1979-83	107
2.	Obed Ariri	1977-80	99
3.	David Treadwell	1985-87	92
4.	Charles Radcliff	1950-52	72



Mark Fellers is Clemson's career passing efficiency leader. His 9.68 TD percentage mark is best in Clemson history.

7. Billy Hair, TB	1950-52	15	15	1	31
8. Terry Allen, TB	1987-89	28	1	0	29
9. Kenny Flowers, TB	1983-86	26	0	2	28
Rodney Williams, QB	1985-88	12	16	0	28

*Includes punt return, kickoff return, pass receiving, interception return and fumble return.

CAREER ALL-PURPOSE RUSHING

Rk	name, Pos	Years	Rush	Rec	KOR	PR	Total
1.	Buddy Gore, TB	1966-68	2571	65	637		3273
2.	Kenny Flowers, TB	1983-86	2914	192	40		3146
3.	Ray Mathews, WB	1947-50	1886	650	294	298	3128
4.	Terry Allen, TB	1987-89	2778	243	80		3101
5.	Ray Yaeger, TB	1968-70	2439	328	177		2944
6.	Perry Tuttle, WR	1978-81	103	2534	266		2903
7.	Ray Williams, WR	1983-86	118	1290	1350		2758
8.	Joe Henderson, TB	1987-89	1752	99	802	5	2658
9.	Fred Cone, FB	1948-50	2172	215	264		2651
10.	T. Roulhac, WR	1983-86	43	1487	1108		2638
11.	Joel Wells, TB	1954-56	1937	201	390	79	2607
12.	Terrence Flagler, TB	1983-86	2162	326	116		2604
13.	Lester Brown, TB	1976-80	2228	245	76		2549
14.	Stacey Driver, TB	1982-85	2250	174	120		2544
15.	Warren Ratchford, TB	1974-78	1470	176	848		2494
16.	Ken Callicutt, TB	1973-77	2256	189			2445
17.	Chuck McSwain, TB	1979-82	2320	62	31		2413
18.	Billy Hair, TB	1950-52	1579	129	324	332	2364
19.	Jerry Butler, WR	1975-78	29	2223	78		2330

CAREER PUNTING AVERAGE LEADERS (Min 50 Attempts)

Rk	Name	Years	Att	Yds	Avg
1	Chris Gardocki	1988-90	151	6566	43.48
2	Dale Hatcher	1981-84	191	8191	42.88
3	Banks McFadden	1937-39	94	3967	42.20
4	David Sims	1977-80	197	8126	41.25
5	Mitch Tyner	1973-74	127	5201	40.95
6	Jack Anderson	1968-70	56	2276	40.64
7	Andy Newell	1984-85	59	2378	40.31
8	Eddie Wernitz	1960-62	135	5292	39.20
9	Bill Spiers	1986	59	2310	39.15
10	Richard Hendley	1980-82	60	2323	38.72

Passing Efficiency

(Minimum 100 Attempts)

Player	Years	Att.	Comp.	Cmp. Pct.	Had Int.	Int. Pct.	Yards	Yds./Att.	TD	TD Pct.	Rating Points
1. Mark FELLERS	1972-73-74	124	58	46.8	7	5.64	943	7.60	12	9.68	131.30
2. Chris MOROCCO	1986-87-88-89	157	89	56.7	4	2.55	1238	7.89	6	3.82	130.44
3. Mike EPPLEY	1980-82-83-84	449	252	56.1	26	5.79	3354	7.47	28	6.23	127.85
4. Bobby GAGE	1945-46-47-48	278	123	44.2	27	9.71	2448	8.81	24	8.63	127.26
5. Harvey WHITE	1957-58-59	289	145	50.2	12	4.15	2103	7.28	18	6.22	123.58
6. Jackie CALVERT	1948-49-50	101	40	39.6	8	7.92	885	8.76	8	7.92	123.48
7. Steve FULLER	1975-76-77-78	554	287	51.8	21	3.79	4359	7.87	22	3.97	123.43
8. DeChane CAMERON	1988-89-90	244	131	53.7	7	2.87	1699	6.96	8	3.28	117.26
9. Homer JORDAN	1979-80-81-82	479	250	52.2	27	5.63	3643	7.61	15	3.13	115.19
10. Billy LOTT	1977-78-79	198	105	53.0	7	3.53	1385	7.00	5	2.52	113.06
10. Mike O'CAIN	1974-75-76	182	91	50.0	9	4.94	1291	7.09	6	3.30	110.57
11. Jimmy ADDISON	1965-66-67	393	202	51.4	27	6.87	2616	6.66	16	4.07	107.04
12. Randy ANDERSON	1984-85-86	142	74	52.1	6	4.23	847	6.00	3	2.11	100.74
13. Rodney WILLIAMS	1985-86-87-88	717	333	46.4	27	3.77	4647	6.48	16	2.23	100.72
14. Ken PENGITORE	1971-72-73	356	154	43.3	18	5.06	2412	6.78	11	3.09	100.33

Defensive Records

HARD HITTERS

Ed McDaniel and Levon Kirkland both rank in the top five in Clemson history in career caused fumbles heading into their respective senior seasons.

Clemson Records

(Since 1976)

Total Tackles

Game: 24 by Jeff Davis vs. North Carolina (1980)
Season: 175 by Jeff Davis (1981)
Career: 515 by Bubba Brown (1976-79)

First Hits

Game: 17 by Jeff Davis vs. North Carolina (1980)
Season: 119 by Jeff Davis (1981)
Career: 295 by Jeff Davis (1978-81)

Tackles by a Lineman

Game: 19 by Edgar Pickett (DE) vs. Wake Forest (1983)
Season: 114 by Mark Heniford (DT) (1977)
Career: 314 by Jim Stuckey (DT) (1976-79)

Tackles by Defensive Back

Game: 17 by Willie Underwood vs. South Carolina (1980)
by Ronald Watson vs. Georgia Tech (1984)
Season: 117 by Anthony Johnson (1985)
Career: 294 by Terry Kinard (1978-1982)

Tackles for Minus Yardage

Game: 5 by Steve Durham vs. Maryland (1979)
5 by Michael Dean Perry vs. N.C. State (1987)
Season: 27 by William Perry (1984)
Career: *61 by Michael Dean Perry (1984-87)

Passes Broken Up

Game: 5 by Perry Williams vs. VPI (1985)
Season: 15 by Ty Davis (1984)
15 by Delton Hall (1985)
15 by Donnell Woolford (1987, 1988)
Career: 44 by Donnell Woolford (1985-88)

Quarterback Sacks

Game: 3 by Jim Stuckey vs. Wake Forest (1979) and
vs. Maryland (1979)
3 by Steve Durham vs. Maryland (1979)
3 by Michael Dean Perry vs. N.C. State (1984)
3 by Michael Dean Perry vs. Virginia Tech (1987)
3 by Chester McGlockton vs. South Carolina (1990)
Season: 10 by Jim Stuckey (1979)
10 by William Perry (1984)
10 by Michael Dean Perry (1987)
Career: *28 by Michael Dean Perry (1984-87)

Fumble Recoveries

Game: 2 by Randy Scott vs. Duke (1978)
by Jim Scott vs. Boston College (1983)
by Henry Walls vs. Duke (1985)
by Gene Beasley vs. Furman (1988)
by Levon Kirkland vs. Georgia Tech (1989)
by Tyron Mouzon vs. South Carolina (1989)
Season: 4 by Jeff Davis (1981)
by William Devane (1983)
Career: 8 by Jeff Davis (1977-81)

Caused Fumbles

Game: 2 by many players
(Last: Ed McDaniel vs. N.C. State, 1990)
Season: 4 by five players
(Last: Ed McDaniel, Chester McGlockton, 1990)
Career: 10 by Jeff Davis (1978-81)

Interceptions

Game: 3 by Kit Jackson vs. Wake Forest (1965)
Season: 8 by Robert O'Neal (1989)
Career: 17 by Terry Kinard (1978-82)

Interception Return Yards

Game: 101 (2 int.) by Willie Underwood vs. South Carolina (1980)
Season: 156 (3 int.) by Don Kelley (1970)
Career: 275 (10 int.) by Rex Varn (1976-79)


Special Teams Tackles (since 1986)

Game: 6 by Arthur Bussie vs. Long Beach State (1990)
Season: 23 by Shane Scott (1990)
23 by David Joye (1990)
Career: 40 by Matt Riggs (1984-87)

*-Denotes ACC record

SINGLE GAME TACKLE BESTS

No	Name	Opponent	Year
24	Jeff Davis, LB	North Carolina	1980
22	Jeff Davis, LB	Maryland	1980
22	Bubba Brown, LB	Ohio State	1978
22	Bubba Brown, LB	N.C. State	1979
21	Henry Walls, LB	Georgia Tech	1985
21	Willie Anderson, MG	South Carolina	1974
20	Jeff Davis, LB	Tulane	1981
20	Henry Walls, LB	Boston College	1983



Michael Dean Perry, now a two-time All-Pro with the Cleveland Browns, tied a Clemson single game record with three sacks vs. N.C. State in 1984.

SINGLE SEASON BESTS

TACKLES

RK	Name	Season	No
1	Jeff Davis, LB	1981	175
2	Bubba Brown, LB	1978	170
3	Jeff Davis, LB	1980	160
4	Henry Walls, LB	1985	153
5	Bubba Brown, LB	1979	150
6	Keith Williams, LB	1985	138
7	Randy Scott, LB	1978	134
8	Randy Scott, LB	1977	133
9	Jeff Davis, LB	1979	123
10	Bubba Brown, LB	1977	120

TACKLES FOR LOSS

RK	Name	Season	No
1	William Perry, MG	1984	27
2	Michael Dean Perry, DT	1987	24
3	Jim Stuckey, DT	1979	20
4	Jeff Bryant, DT	1981	19
5	Randy Scott, LB	1977	18
6	Archie Reese, DT	1977	16
	Steve Durham, DT	1979	16
8	David Reed, DE	1979	15
	William Perry, MG	1983	15
	Michael Dean Perry, DT	1984	15
	Michael Dean Perry, DT	1986	15

SACKS

RK	Name	Season	No
1	William Perry, MG	1984	10
	Jim Stuckey, DT	1979	10
	Michael Dean Perry, DT	1987	10
4	Michael Dean Perry, DT	1986	9
5	Vance Hammond, DT	1990	8.5
6	Jeff Bryant, DT	1981	8
7	Jesse Hatcher, OLB	1988	7.5
8	Steve Durham, DT	1979	7
	Michael Dean Perry, DT	1984	7
	Chester McGlockton, DT	1989	7

PASSES BROKEN UP

RK	Name	Season	No
1	Delton Hall, CB	1985	15
	Ty Davis, CB	1984	15
	Donnell Woolford, CB	1987	15
	Donnell Woolford, CB	1988	15
5	Reggie Pleasant, CB	1984	14
	Jerome Henderson, CB	1989	14
	Delton Hall, CB	1986	14
7	Perry Williams, CB	1985	13
	Dexter Davis, CB	1989	13
	James Lott, FS	1987	13

CAREER LEADERS

TACKLES

RK	Player, Pos	Years	No
1	Bubba Brown, LB	1976-79	515
2	Jeff Davis, LB	1978-81	469
3	Randy Scott, LB	1975-78	382
4	Henry Walls, LB	1983-85	316
5	Jim Stuckey, DT	1976-79	314
6	Doug Brewster, LB	1987-90	312
7	Terry Kinard, FS	1978-82	294
8	Terence Mack, DE	1983-86	285
9	Ed McDaniel, LB	1988-90	275
10	William Perry, MG	1981-84	261
11	Keith Williams, LB	1983-85	259
12	Gene Beasley, SS	1985-88	241
13	Michael D. Perry, DT	1984-87	239

14	John Johnson, OLB	1987-90	218
15	Eldridge Milton, LB	1981-85	217

SACKS

RK	Name	Years	No
1	Michael Dean Perry, DT	1984-87	28
2	William Perry, MG	1981-84	27
3	Jim Stuckey, DT	1976-79	18
4	Steve Durham, DT	1977-80	17
5	John Johnson, OLB	1987-90	15
6	Jesse Hatcher, OLB	1987-88	14.5
7	Jeff Bryant, DT	1978-81	14
8	Levon Kirkland, OLB	1988-90	13.5
	Chester McGlockton, DT	1989-90	13.5
10	Vance Hammond, DT	1987-90	12.5
11	James Robinson, DT	1979-83	11

TACKLES FOR LOSS

RK	Name	Years	No
1	Michael Dean Perry, DT	1984-87	61
2	William Perry, MG	1981-84	60
3	Randy Scott, LB	1975-78	43
4	Jim Stuckey, DT	1976-79	36
5	Jeff Bryant, DT	1978-81	28
	Levon Kirkland, OLB	1988-90	28
7	Vance Hammond, DT	1987-90	27
8	James Robinson, DT	1979-83	25
9	Steve Berlin, DT	1981-85	24
	Mark Drag, MG	1985-88	24
11	John Johnson, OLB	1987-90	23
12	Edgar Pickett, DE	1980-83	22
13	Rob Bodine, MG	1989-90	21
	Chester McGlockton, DT	1989-90	21
15	Ed McDaniel, LB	1988-90	20

PASSES BROKEN UP

RK	Name	Years	No
1	Donnell Woolford, CB	1985-88	44
2	Delton Hall, CB	1983-86	33
3	Dexter Davis, CB	1988-90	32
4	Terry Kinard, FS	1978-82	30
5	Ty Davis, CB	1980-84	27
6	Terence Mack, OLB	1983-86	26
	James Lott, FS	1986-89	26
8	Jerome Henderson, CB	1987-90	25
9	Gene Beasley, SS	1985-88	24
10	Perry Williams, CB	1982-86	22
11	Reggie Pleasant, CB	1980-84	21
	Ronald Watson, FS	1980-84	21

CAUSED FUMBLES

RK	Name	Years	No
1	Jeff Davis, LB	1978-81	10
2	William Perry, MG	1981-84	8
	Ed McDaniel, LB	1988-90	8
	Danny Triplett, LB	1979-82	8
5	Keith Williams, LB	1983-85	6
	Levon Kirkland, OLB	1988-90	6
	Bubba Brown, LB	1976-79	6
8	Andy Headen, OLB	1979-82	5
	Michael Dean Perry, DT	1984-87	5
	John Johnson, OLB	1987-90	5

RECOVERED FUMBLES

RK	Name	Years	No
1	Jeff Davis, LB	1978-81	8
2	William Perry, MG	1981-84	7
3	Gene Beasley, SS	1985-88	6
	Doug Brewster, LB	1987-90	6
5	Henry Walls, LB	1983-85	5
	William Devane, MG	1980-83	5
	Eldridge Milton, LB	1981-85	5
	Jim Scott, LB	1980-83	5
	Levon Kirkland, OLB	1988-90	5

YEARLY LEADERS

YEARLY TACKLE LEADERS

1976	Randy Scott, LB	130
1977	Randy Scott, LB	133
1978	Bubba Brown, LB	170
1979	Bubba Brown, LB	150
1980	Jeff Davis, LB	160
1981	Jeff Davis, LB	175
1982	Terry Kinard, FS	89
1983	Henry Walls, LB	93
1984	William Perry, MG	100
1985	Henry Walls, LB	153
1986	Norman Haynes, LB	74
1987	James Earle, OLB	79
1988	Ed McDaniel, LB	104
1989	Doug Brewster, LB	100
1990	Ed McDaniel, LB	109

YEARLY TACKLE FOR LOSS LEADERS

1976	Randy Scott, LB	12
1977	Randy Scott, LB	18
1978	Randy Scott, LB	11
1979	Jim Stuckey, DT	20
1980	Steve Durham, DT	8
1981	Jeff Bryant, DT	19
1982	Edgar Pickett, DE	10
1983	William Perry, MG	15
1984	William Perry, MG	27
1985	Steve Berlin, DT	9
1986	Michael Dean Perry, DT	15
1987	Michael Dean Perry, DT	24
1988	Mark Drag, MG	12
1989	Chester McGlockton, DT	10
	Wayne Simmons, OLB	10
1990	Rob Bodine, MG	14

YEARLY PBU LEADERS

1977	Mark Heniford, DE	7
1978	Steve Ryan, CB	5
1979	Eddie Geathers, CB	6
1980	Willie Underwood, SS	8
1981	Hollis Hall, CB	11
1982	Terry Kinard, FS	12
1983	Rod McSwain, CB	11
1984	Ty Davis, CB	15
1985	Delton Hall, CB	15
1986	Delton Hall, CB	14
1987	Donnell Woolford, CB	15
1988	Donnell Woolford, CB	15
1989	Jerome Henderson, CB	14
1990	Dexter Davis, CB	9

YEARLY SACK LEADERS

(Sacks—Yards since 1980)

1977	Archie Reese, DT	8
1978	Jonathan Brooks, DE	6
1979	Jim Stuckey, DT	10
1980	Steve Durham, DT	6-44
1981	Jeff Bryant, DT	8-61
1982	Jim Scott, DT	6-44
1983	William Perry, MG	6-40
1984	William Perry, MG	10-68
1985	Steve Berlin, DT	3-26
1986	Michael Dean Perry, DT	9-60
1987	Michael Dean Perry, DT	10-86
1988	Jesse Hatcher, OLB	7.5-58
1989	Chester McGlockton, DT	7-46
1990	Vance Hammond, DT	8.5-63

NCAA Rankings

KICKING FIRST

Chris Gardocki ranked in the top 10 in the nation in punting and placekicking in 1989 and 1990. He is the only player in NCAA history to rank in the top 10 in both areas in consecutive seasons.

Clemson Records

Year	Player/Team	Category	Finish	Figure
1951	Billy Hair	Total Offense	6th	1579
	Glenn Smith	Receiving	19th	35
	Clemson	Total Defense	20th	231.7
	Clemson	Pass Defense	20th	91.2
	Clemson	Interceptions	6th	13.8%
1953	Dreher Gaskin	Pass Receiving	21st	22
1954	Joe Pagliei	Punting	25th	36.7
	Clemson	Punt Returns	16th	14.9
	Clemson	Total Defense	3rd	176.1
	Clemson	Rushing Defense	4th	96.9
1955	Joel Wells	Rushing	7th	782
	Joe Pagliei	Punting	15th	39.1
1956	Joel Wells	Rushing	18th	678
1957	Harvey White	Total Offense	18th	1038
	Clemson	Total Offense	19th	327.7
	Clemson	Rushing Offense	22nd	223.2
	Clemson	Total Defense	16th	215.9
	Clemson	Pass Defense	14th	59.7
	Clemson	Interception Avoid	11th	5.4%
	Clemson	Scoring Defense	11th	7.8
1958	Bobby Morgan	Punt Returns	20th	15.9
	Clemson	Total Offense	21st	315.3
	Clemson	Rushing Offense	11th	225.8
1959	Bill Mathis	Scoring	10th	70
	George Usry	Punt Return Yards	7th	175
	Bill Mathis	Kickoff Returns	14th	294
	Clemson	Scoring	6th	26.2
	Clemson	Total Defense	11th	197.1
	Clemson	Rushing Defense	6th	108.5
	Clemson	Kickoff Returns	8th	24.1
1960	Bill McGuirt	Scoring	20th	54
	Lon Armstrong	Kick Scoring	10th	33
	Clemson	Total Offense	25th	305.2
	Clemson	Total Defense	18th	214.3
	Clemson	Rushing Defense	12th	114.3
	Clemson	Fewest Fumbles	2nd	6
1961	Eddie Werntz	Punting	9th	40.2
	Lon Armstrong	Kick Scoring	20th	29
	Elmo Lam	Punt Returns	11th	179
	Clemson	Pass Offense	19th	129.2
	Clemson	Punting	14th	38.8
	Clemson	Punt Returns	5th	14.8
	Clemson	Punt Returns	5th	14.8
1962	Eddie Werntz	Punting	11th	40.7
	Rodney Rogers	Kick Scoring	15th	33
	Clemson	Punting	8th	39.7
	Clemson	PATs	12th	21
	Clemson	Field Goals	3rd T	7
1963	Frank Pearce	Kick Scoring	17th	33
	Hugh Mauldin	Punt Returns	12th	193
	Clemson	Total Offense	20th	313.9
	Clemson	Total Defense	5th	184.7
	Clemson	Rushing Defense	6th	93.1
	Clemson	PATs	17th	95.8%
1966	Buddy Gore	Rushing	23rd	750



Kenny Flowers ranked in the top 25 in the nation in rushing in 1985.

1967	Buddy Gore	Rushing	8th	1045
1969	Ray Yauger	Rushing	15th	968
	John Shields	Kickoff Returns	14th	21.6
1970	Jack Anderson	Punting	9th	41.0
	Don Kelley	Punt Returns	6th	16.2
1973	Ken Pengitore	Total Offense	10th	176.5
	Mitch Tyner	Punting	14th	41.8
	Clemson	Punting	12th	41.8
1977	Steve Fuller	Total Offense	19th	172.7
1978	Lester Brown	Scoring	4th	9.3
	Obed Ariri	Scoring	12th	7.4
	Jerry Butler	Receiving	10th	4.9
	Steve Fuller	Total Offense	21st	182.1
	Willie Jordan	Punt Returns	4th	13.8
	Clemson	Total Offense	4th	436.7
	Clemson	Rushing Offense	6th	296.5
	Clemson	Scoring Offense	5th	31.9
	Clemson	Total Defense	15th	254.2
	Clemson	Pass Defense	8th	100.3
	Clemson	Scoring Defense	5th	10.5
	Clemson	Punt Returns	2nd	13.5
	Clemson	Turnover Margin	5th	+ 1.6
	Clemson	Int. Avoidance	2nd	5
	Clemson	Turnovers Lost	3rd	20
1979	David Sims	Punting	4th	44.4
	Obed Ariri	Field Goals	5th	1.36
	Clemson	Total Defense	7th	237.5
	Clemson	Scoring Defense	3rd	8.4



Homer Jordan ranked in a tie for 12th in the nation in passing efficiency during Clemson's National Championship season.

	Clemson	Rushing Defense	10th	117.5
	Clemson	Net Punting	4th	41.0
	Clemson	Turnovers Lost	3rd	18
1980	Perry Tuttle	Receiving	13th	4.8
	Obed Ariri	Scoring	9th	7.9
	Obed Ariri	Field Goals	1st	2.09
1981	Homer Jordan	Passing Eff.	12th T	133.4
	Dale Hatcher	Punting	19th	43.2
	Terry Kinard	Interceptions	15th T	0.56
	Clemson	Scoring Defense	2nd	8.2
	Clemson	Total Defense	7th	251.5
	Clemson	Rushing Defense	8th	88.7
	Clemson	Turnover Margin	6th	+ 1.45
1982	Cliff Austin	Rushing	11th	106.4
	Cliff Austin	Scoring	15th	8.4
	Johnny Rembert	Interceptions	8th	0.6
	Clemson	Scoring Defense	10th	13.4
	Clemson	Rushing Defense	10th	97.4
1983	Bob Paulling	Scoring	11th	8.2
	Bob Paulling	Field Goals	10th	1.64
	Bob Paulling	Kick Scoring	6th	8.2
	Mike Eppley	Passing Eff.	3rd	146.0
	Dale Hatcher	Punting	7th	43.6
	Ray Williams	Kickoff Returns	11th	23.5
	Clemson	Rush Offense	12th	250.2
	Clemson	Scoring Offense	10th	30.7
	Clemson	Net Punting	9th	40.3
	Clemson	Turnover Margin	8th	+ 1.273
1984	Mike Eppley	Passing Eff.	25th	123.8
	Dale Hatcher	Punting	20th	43.7
	William Perry	TL/Game	1st	2.45
	Donald Igwebuike	Field Goal %	1st	.947
	Donald Igwebuike	Kick Scoring	9th	8.1
	Donald Igwebuike	Scoring	13th	8.1
	Clemson	Scoring	9th	31.5
	Clemson	Net Punting	3rd	42.7
1985	Kenny Flowers	Rushing	24th T	95.6
	David Treadwell	Field Goals	25th T	1.36
	Clemson	Rushing Offense	13th	225.2

Note: Listings here are for Top 25 finishes.

1986	Terrence Flagler	Rushing	13th	106.9
	Terrence Flagler	Yds/Rush	3rd	6.6
	Terrance Roulhac	Kickoff Ret.	1st	33.0
	Clemson	Kickoff Returns	1st	26.1
	Clemson	Rushing Offense	6th	273.4
	Clemson	Scoring Defense	15th	15.1
	Clemson	Rushing Defense	13th	103.5
	Clemson	Total Defense	25th	309.5
1987	David Treadwell	Field Goals	5th	1.8
	Donnell Woolford	Punt Returns	3rd	15.5
	James Lott	Punt Returns	16th	11.7
	David Treadwell	Field Goal %	1st	.857
	David Treadwell	Scoring	16th	8.2
	Clemson	Rushing Defense	2nd	80.0
	Clemson	Total Defense	5th	240.0
	Clemson	Scoring Defense	13th	15.1
	Clemson	Rushing Offense	15th	244.3
	Clemson	Punt Returns	5th	13.6
1988	Terry Allen	Rushing	15th	103.6
	Chris Gardocki	Field Goals	16th	1.56
	Clemson	Rushing Offense	9th	277.6
	Clemson	Scoring Offense	22nd	29.9
	Clemson	Total Defense	12th	279.5
	Clemson	Scoring Defense	8th	13.7
	Clemson	Rushing Defense	14th	116.2
	Clemson	Turnover Margin	2nd	+ 1.82
1989	Robert O'Neal	Interceptions	T10th	0.64
	Chris Gardocki	Punting	10th	42.68
	Chris Gardocki	Field Goals/G	T6th	1.82
	Chris Gardocki	Scoring	T22nd	8.91
	Clemson	Rushing Offense	16th	234.9
	Clemson	Scoring Offense	18th	31.0
	Clemson	Scoring Defense	5th	11.91
	Clemson	Rushing Defense	5th	94.6
	Clemson	Total Defense	5th	267.9
	Clemson	Pass Defense	22nd	173.3
	Clemson	Net Punting	10th	38.7
	Clemson	Kickoff Returns	12th	22.4
	Clemson	Turnover Margin	2nd	+ 1.82
1990	Chris Gardocki	Punting	4th	44.34
	Chris Gardocki	Placekicking	4th	1.73
	Dexter Davis	Interceptions	14th	0.55
	Clemson	Total Defense	1st	216.9
	Clemson	Rushing Defense	2nd	71.7
	Clemson	Scoring Defense	2nd	9.9
	Clemson	Pass Efficiency Def.	6th	87.9
	Clemson	Rushing Offense	9th	255.3
	Clemson	Net Punting	11th	37.9
	Clemson	Kickoff Returns	21st	21.5
	Clemson	Turnover Margin	8th	+ 1.2



Clemson has finished in the Top 20 in the nation in rushing each of the last four years. Eric Harmon was the only common denominator as a starter on all four teams.

Against All Competition

All-Time Records

Team	HOME W-L-T	AWAY W-L-T	NEUTRAL W-L-T	TOTAL W-L-T
Alabama	0-2-0	0-8-0	3-1-0	3-11-0
Appalachian State	2-0-0			2-0-0
Army		0-1-0		0-1-0
Auburn	5-9-1	4-20-0	2-2-1	11-31-2
Baylor			0-1-0	0-1-0
Bingham	1-0-0			1-0-0
Boston College	2-1-1	4-4-1	1-0-0	7-5-2
Camp Gordon	4-0-0			4-0-0
Camp Hancock	0-1-0			0-1-0
Camp Sevier	1-0-0			1-0-0
Centre	0-1-0	0-2-0		0-3-0
Charlotte "Y"		1-0-0		1-0-0
The Citadel	10-1-0	13-1-0	5-3-1	28-5-1
College of Pacific		0-1-0		0-1-0
Colorado			0-1-0	0-1-0
Cumberland			0-0-1	0-0-1
Davidson	5-1-1	2-1-2	4-3-1	11-5-4
Duke	11-4-1	9-9-0	1-0-0	21-13-1
Duquesne	3-0-0	1-0-0		4-0-0
Elon	1-0-0			1-0-0
Erskine	7-1-0			7-1-0
Florida	0-2-0	1-4-1	2-3-0	3-9-1
Florida State	0-2-0	2-1-0		2-3-0
Fordham		0-0-1		0-0-1
Furman	18-2-0	18-8-4		36-10-4
George Washington	0-1-0	2-0-1	1-0-0	3-1-1
Georgia	9-7-2	7-23-1	1-6-1	17-36-4
Georgia Pre-Flight			0-1-0	0-1-0
Georgia Tech	3-2-0	9-36-2	3-0-0	15-38-2
Guilford	1-0-0			1-0-0
Howard	1-0-0	1-0-0	1-0-0	3-0-0
Illinois			1-0-0	1-0-0
Jacksonville N.A.S.		0-1-0		0-1-0
Kentucky	1-1-0	2-6-0		3-7-0
LSU			0-1-0	0-1-0
Long Beach State	1-0-0			1-0-0
Maryland	9-10-0	9-9-2		18-19-2
Maryville	1-0-0			1-0-0
Mercer	0-1-0	2-0-0	2-2-0	4-3-0
Miami (FL)		0-3-0	1-1-0	1-4-0
Minnesota			0-1-0	0-1-0
Mississippi		0-1-0	0-1-0	0-2-0
Mississippi State	0-0-1	1-0-0		1-0-1
Missouri		1-0-0	1-0-0	2-0-0
Navy		1-0-0		1-0-0
Nebraska			1-0-0	1-0-0
Newberry	6-0-0			6-0-0
North Carolina	12-5-0	11-7-1	2-1-0	25-13-1
N.C. State	14-8-0	12-12-0	11-1-1	37-21-1
Notre Dame	0-1-0	1-0-0		1-1-0
Oglethorpe	0-1-0			0-1-0
Ohio State			1-0-0	1-0-0
Oklahoma		0-2-0	1-0-0	1-2-0
Penn State			1-0-0	1-0-0
Pensacola N.A.S.	1-0-0			1-0-0
Pittsburgh			0-1-0	0-1-0
Port Royal	1-0-0			1-0-0
Presbyterian	32-3-4			32-3-4
Rice	1-0-0	3-3-0		4-3-0
Riverside	1-0-0			1-0-0
Sewanee			0-1-0	0-1-0
South Carolina	11-4-1	41-28-3		52-32-4
Southern Cal		0-1-0		0-1-0
Southwestern		1-0-1		1-0-1
Stanford			1-0-0	1-0-0
Tennessee	2-2-1	3-9-1		5-11-2
Texas A&M	0-1-0	0-1-0		0-2-0
Texas Christian	1-0-0	0-1-0	1-0-0	2-1-0
Tulane	1-1-0	3-5-0		4-6-0
Vanderbilt		1-3-0		1-3-0
Villanova	1-1-0			1-1-0
Virginia	16-0-0	12-1-0	1-0-0	29-1-0
Virginia Military	1-0-0		4-5-2	5-5-2
Virginia Tech	8-4-1	7-2-0	2-1-0	17-7-1
Wake Forest	25-5-0	13-6-1	6-0-0	44-11-1
Western Carolina	4-0-0			4-0-0
West Virginia			1-0-0	1-0-0
Wofford	5-0-0	4-3-0		9-3-0
TOTALS	239-87-14	213-220-24	51-38-6	503-345-44

THE 500 CLUB

Clemson joined the 500 club when it beat Wake Forest in Winston-Salem in 1990. That was the 500th victory in the history of Clemson football. Forty of those wins have come in the last four years.

CLEMSON vs. MAJOR CONFERENCES

	G	CU Won	CU Lost	Tied	CU Pts	OPP Pts
ATLANTIC COAST						
Duke	35	21	13	1	641	538
Florida State	5	2	3	0	56	117
Georgia Tech	55	15	38	2	343	1125
Maryland	39	18	19	2	694	728
North Carolina	39	25	13	1	742	607
N.C. State	59	37	21	4	901	698
Virginia	30	29	1	0	860	399
Wake Forest	56	44	11	1	1314	688
TOTALS	318	191	119	11	5551	4900
BIG EAST						
Boston College	14	7	5	2	278	236
Miami	5	1	4	0	28	95
Pittsburgh	1	0	1	0	3	34
Virginia Tech	25	17	7	1	437	271
West Virginia	1	1	0	0	27	7
Villanova	2	1	1	0	38	14
TOTALS	48	27	18	3	811	657
BIG EIGHT						
Colorado	1	0	1	0	21	27
Missouri	2	2	0	0	58	23
Nebraska	1	1	0	0	22	15
Oklahoma	3	1	2	0	30	89
TOTALS	7	4	3	0	131	154
BIG TEN						
Illinois	1	1	0	0	30	0
Minnesota	1	0	1	0	13	20
Ohio State	1	1	0	0	17	15
TOTALS	3	2	1	0	60	35
PAC-10						
Southern Cal	1	0	1	0	0	30
Stanford	1	1	0	0	27	21
TOTALS	2	1	1	0	27	51
SOUTHEASTERN						
Alabama	14	3	11	0	117	356
Auburn	44	11	31	2	376	867
Florida	13	3	9	1	161	313
Georgia	57	17	36	4	640	1008
Kentucky	10	3	6	1	108	152
LSU	1	0	1	0	0	7
Mississippi	2	0	2	0	7	39
Mississippi St.	2	1	0	1	28	14
South Carolina	88	52	32	4	1578	1034
Tennessee	18	5	11	2	127	255
Vanderbilt	4	1	3	0	323	111
TOTALS	253	96	142	15	3465	4156
SOUTHERN						
Appalachian State	2	2	0	0	88	7
Citadel	34	28	5	1	617	128
Davidson	20	11	5	4	239	125
Furman	50	36	10	4	1143	378
VMI	12	5	5	2	194	123
Western Carolina	4	4	0	0	125	30
TOTALS	122	86	25	11	2406	791
SOUTHWEST						
Baylor	1	0	1	0	18	24
Rice	7	4	3	0	102	107
Texas A&M	2	0	2	0	15	54
Texas Christian	3	2	1	0	36	21
TOTALS	13	6	7	0	171	206
MAJOR INDEPENDENTS						
Army	1	0	1	0	6	21
Navy	1	1	0	0	15	7
Notre Dame	2	1	1	0	33	31
Penn State	1	1	0	0	35	10
Tulane	10	4	6	0	146	175
TOTALS	15	7	8	0	235	244

Series Scores

Clemson Records

CLEMSON VS. APPALACHIAN STATE

Year	Clemson Was	App. State Was	Site	Outcome
1989	0-0	0-0	H	Clemson 40-7
1990	2-1	1-1	H	Clemson 48-0

CLEMSON VS. TEMPLE (First meeting)

CLEMSON VS. GEORGIA TECH Series Notes

Clemson 15, Georgia Tech 38, with 2 ties
All Games at Clemson: CU leads 3-2
Games in Memorial Stadium: CU leads 3-2
All Games at Georgia Tech: GT leads 36-9-2
Games at Dodd Stadium: GT leads 29-6-1
Bobby Ross vs. Clemson: 4-6-1 (2-2 as Tech coach)
Ken Hatfield vs. Georgia Tech: 0-2
Last Georgia Tech Win: 21-19 at Georgia Tech in 1990
Last Clemson Win: 30-13 in 1988
Longest Clemson Streak: 4 (1898-1903)
Longest Georgia Tech Streak: 15 (1908-1934)
Games Over Last 10 Years: Clemson leads 5-3
Current Streak: Tech has won 2 in a row
Largest Clemson win: 73-0, 1903
Largest Georgia Tech win: 51-0, 1944

When Clemson Played Georgia Tech

Year	Clemson Was	Ga. Tech Was	Site	Outcome
1898	2-1-0	0-1-0	1	Clemson, 23-0
1899	1st Game	0-3-0	2	Clemson, 41-5
1902	1-0-0	0-1-0	A	Clemson, 44-5
1903	1-0-0	1st Game	A	Clemson, 73-0
1904	3-3-0	5-1-0	A	Tie, 11-11
1905	3-1-1	1-0-0	A	Tech, 17-10
1906	3-0-3	4-2-0	3	Clemson, 10-0
1907	3-4-0	3-4-0	A	Clemson, 6-5
1908	1-5-0	5-3-0	A	Tech, 30-6
1909	4-2-0	6-2-0	A	Tech, 29-3
1910	4-2-1	4-3-0	A	Tech, 34-0
1911	3-4-0	5-2-1	A	Tech, 32-0
1912	4-3-0	4-3-1	A	Tech, 23-0
1913	4-3-0	6-2-0	A	Tech, 34-0
1914	5-2-1	5-2-0	A	Tech, 26-6
1918	1-0-0	1st Game	A	Tech, 28-0
1919	2-0-0	3-0-0	A	Tech, 28-0
1920	3-3-1	5-1-0	A	Tech, 7-0
1921	1-3-1	5-1-0	A	Tech, 48-7
1922	3-1-0	4-2-0	A	Tech, 21-7
1932	1-0-0	1st Game	A	Tech, 32-14
1933	0-0-1	1st Game	A	Tech, 39-2
1934	1-0-0	1st Game	A	Tech, 12-7
1936	3-3-0	3-1-1	A	Clemson, 14-13
1937	3-3-0	4-2-0	A	Tech, 7-0
1943	2-5-0	5-3-0	A	Tech, 41-6
1944	1-0-0	1st Game	A	Tech, 51-0
1945	5-2-1	4-4-0	A	Clemson, 21-7
1953	2-3-1	5-1-1	A	Tech, 20-7
1958	5-1-0	4-2-1	A	Tech, 13-0
1959	2-0-0	2-0-0	A	Tech, 16-6
1962	1st Game	1st Game	A	Tech, 26-9
1963	0-1-0	1-0-0	A	Tech, 27-0
1964	1-1-0	2-0-0	A	Tech, 14-7
1965	2-0-0	0-1-1	A	Tech, 38-6
1966	1-0-0	2-0-0	A	Tech, 14-13
1967	1-1-0	2-0-0	A	Tech, 10-0
1968	0-1-1	1-1-0	A	Tech, 24-21
1969	1-1-0	2-0-0	A	Clemson, 21-10
1970	2-1-0	3-0-0	A	Tech, 28-7
1971	0-2-0	1-2-0	A	Tech, 24-14
1972	1-2-0	2-1-1	A	Tech, 31-9
1973	1-1-0	0-2-0	A	Tech, 29-21
1974	0-2-0	1-2-0	H	Clemson, 21-17
1975	0-2-0	1-1-0	A	Tech, 33-28
1976	1-1-0	0-2-0	A	Tie, 24-24
1977	1-1-0	1-1-0	A	Clemson, 31-14
1983	1-1-1	0-2-0	H	Clemson, 41-14
1984	2-1-0	2-0-0	A	Tech, 28-21
1985	1-1-0	1-1-0	H	Tech, 14-3
1986	1-1-0	1-0-1	A	Clemson, 27-3
1987	3-0-0	1-1-0	H	Clemson, 33-12

1988	2-1-0	1-1-0	A	Clemson, 30-13
1989	5-1-0	1-3-0	H	Tech, 14-30
1990	5-1-0	4-0-0	A	Tech, 21-19

1—Augusta, GA; 2—Greenville, SC; 3—Charlotte, NC

CLEMSON VS. GEORGIA

Series Notes

Clemson 17, Georgia 36, with 4 ties
All Games at Clemson: Clemson leads 9-7-2
Games in Memorial Stadium: 6-6-2
All Games at Georgia: Georgia leads 23-7-1
Last Clemson Win: 34-3 at Clemson in 1990
Last Georgia Win: 20-13 at Clemson in 1985
Ray Goff vs. Clemson: 0-1
Ken Hatfield vs. Georgia: 1-1
Longest Clemson Streak: 7 (1900-06)
Longest Georgia Streak: 10 (1920-54)
Games Over Last 10 Years: Clemson leads 4-3-1
Current Streak: Clemson has won three in a row
Largest Clemson win: 36-0, 1902
Largest Georgia win: 55-0, 1920

When Clemson Played Georgia

Year	Clemson Was	Georgia Was	Site	Outcome
1897	1st Game	1st Game	A	Georgia, 24-0
1898	1st Game	1st Game	A	Georgia, 20-8
1899	4-0-0	1st Game	A	Georgia, 11-0
1900	3-0-0	2-1-0	A	Clemson, 39-5
1901	1-0-1	1-2-0	A	Clemson, 29-5
1902	3-1-0	2-0-1	H	Clemson, 36-0
1903	1-0-0	1st Game	A	Clemson, 29-0
1904	1-1-0	1-0-0	H	Clemson, 10-0
1905	0-0-1	1st Game	A	Clemson, 35-0
1906	0-0-1	0-1-0	H	Clemson, 6-0
1907	3-2-0	2-2-1	1	Georgia, 8-0
1908	1-3-0	3-1-0	1	Georgia, 6-0
1909	3-2-0	1-1-2	1	Clemson, 5-0
1910	4-2-0	5-1-0	1	Tie, 0-0
1911	3-2-0	5-1-0	1	Georgia, 23-0
1912	3-2-0	3-1-1	1	Georgia, 27-7
1913	2-2-0	4-1-0	1	Georgia, 18-15
1914	3-2-1	3-3-0	A	Clemson, 35-13
1915	2-3-2	4-2-2	A	Georgia, 13-0
1916	1-0-0	1-0-0	2	Georgia, 25-0
1919	6-2-1	4-2-2	A	Tie, 0-0
1920	4-5-1	7-0-1	A	Georgia, 55-0
1921	1-5-2	6-1-1	A	Georgia, 28-0
1927	5-1-1	6-0-0	A	Georgia, 32-0
1932	3-3-1	1-3-1	H	Georgia, 32-18
1937	1-2-0	2-0-0	A	Georgia, 14-0
1944	4-4-0	6-2-0	A	Georgia, 21-7
1945	1-0-0	1-0-0	A	Georgia, 20-0
1946	1-0-0	1st Game	A	Georgia, 35-12
1947	1-4-0	3-3-0	A	Georgia, 21-6
1954	1-0-0	1-0-0	A	Georgia, 14-7
1955	2-0-0	1-1-0	H	Clemson, 26-7
1962	2-1-0	1-1-1	H	Georgia, 24-16
1963	0-3-0	2-1-1	H	Tie, 7-7
1964	1-2-0	1-1-1	A	Georgia, 19-7
1965	2-1-0	3-0-0	A	Georgia, 23-9
1967	1-0-0	1-0-0	H	Georgia, 24-17
1968	0-0-1	0-0-1	A	Georgia, 31-13
1969	1-0-0	1-0-0	H	Georgia, 30-0
1970	2-0-0	0-1-0	A	Georgia, 38-0
1971	0-1-0	2-0-0	H	Georgia, 28-0
1973	1-0-0	0-0-1	A	Georgia, 31-14
1974	1-2-0	2-1-0	H	Clemson, 28-24
1975	0-3-0	2-1-0	A	Georgia, 35-7
1976	1-0-0	1-0-0	H	Georgia, 41-0
1977	0-1-0	1-0-0	A	Clemson, 7-6
1978	1-0-0	1-0-0	A	Georgia, 12-0
1979	1-1-0	0-1-0	H	Clemson, 12-7
1980	1-0-0	2-0-0	A	Georgia, 20-16
1981	2-0-0	2-0-0	H	Clemson, 13-3
1982	1st Game	1st Game	A	Georgia, 13-7
1983	1-1-0	1-0-0	H	Tie, 16-16
1984	2-0-0	1-0-0	A	Georgia, 26-23
1985	1-0-0	1-1-0	H	Georgia, 20-13
1986	0-1-0	1-0-0	A	Clemson, 31-28
1987	2-0-0	2-0-0	H	Clemson, 21-20
1990	4-1-0	3-1-0	H	Clemson, 34-3

1—Augusta, GA; 2—Anderson, SC

DEACON DOMINANCE

Clemson has not lost to Wake Forest since 1976, a game that took place in Winston Salem. The Deacons have not won in Clemson since 1961, John F. Kennedy's first full year as president.

CLEMSON VS. VIRGINIA

Series Notes

Clemson 29, Virginia 1, with no ties
All Games at Clemson: CU leads 16-0-0
Games in Memorial Stadium: CU leads 15-0-0
All Games at Virginia: CU leads 12-1-0
Games in Scott Stadium: CU leads 12-1-0
George Welsh vs. Clemson: 1-8 (0-4 at Clemson Memorial Stadium)
Last Clemson Win: 34-20 at Clemson, 1989
Last Virginia Win: 20-7 at Virginia in 1990
Games Over Last 10 Years: 9-1-0, Clemson
Current Streak: Virginia has won 1 in a row
Largest Clemson win: 55-0, 1984
Largest Clemson Win: 20-7 in 1990

When Clemson Played Virginia

Year	Clemson Was	Virginia Was	Site	Outcome
1955	1-0-0	1st Game	A	Clemson, 20-7
1956	5-1-2	3-6-0	H	Clemson, 7-0
1957	1-2-0	1-1-1	A	Clemson, 20-6
1958	1st Game	1st Game	H	Clemson, 20-15
1959	1-0-0	0-1-0	A	Clemson, 47-0
1960	2-0-0	0-2-0	H	Clemson, 21-7
1963	0-4-1	1-3-1	A	Clemson, 35-0
1964	2-4-0	3-3-0	H	Clemson, 29-7
1965	1-0-0	0-1-0	A	Clemson, 20-14
1966	1st Game	1-0-0	H	Clemson, 40-35
1969	1st Game	1st Game	A	Clemson, 21-14
1970	1-0-0	1-0-0	H	Clemson, 27-17
1971	1-3-0	1-4-0	1	Clemson, 32-15
1972	1-4-0	3-3-0	H	Clemson, 37-21
1973	1-3-0	1-3-1	H	Clemson, 32-27
1974	5-4-0	4-5-0	H	Clemson, 28-9
1977	3-1-0	0-4-0	H	Clemson, 31-0
1978	3-1-0	1-4-0	A	Clemson, 30-14
1979	2-1-0	3-1-0	H	Clemson, 17-7
1980	3-1-0	2-2-0	A	Clemson, 27-24
1981	4-0-0	0-4-0	H	Clemson, 27-0
1982	2-1-1	0-4-0	A	Clemson, 48-0
1983	2-1-1	4-1-0	H	Clemson, 42-21
1984	1-0-0	1st Game	A	Clemson, 55-0
1985	1-3-0	3-1-0	H	Clemson, 27-24
1986	3-1-0	2-3-0	A	Clemson, 31-17
1987	4-0-0	3-2-0	H	Clemson, 38-21
1988	3-1-0	2-2-0	A	Clemson, 10-7
1989	4-1-0	4-1-0	H	Clemson, 34-20
1990	1-0-0	1-0-0	A	Virginia, 20-7

1—Richmond, VA

CLEMSON VS. N.C. STATE

Series Notes

Clemson 37, N.C. State 21, with 1 tie
All Games at Clemson: CU leads 14-8-0
Games in Memorial Stadium: CU leads 11-8-0
All Games at N.C. State: Clemson leads 23-13-1
Games in Carter-Finley Stadium: NCSU leads 7-5-0
Dick Sheridan vs. Clemson: 3-3 (3-2 as N.C. State coach)
Ken Hatfield vs. N.C. State: 1-0
Last Clemson Win: 24-17 at State in 1990
Last N.C. State Win: 10-3 at State in 1988
Longest Clemson Streak: 5 (1933-1941), (1981-1985)
Longest N.C. State Streak: 6 (1971-1976)
Games Over Last 10 Years: Clemson leads 6-4
Current Streak: Clemson has won 1 in a row
Largest Clemson win: 39-10, 1985
Largest N.C. State win: 45-7, 1975

When Clemson Played N.C. State

Year	Clemson Was	NCS Was	Site	Outcome
1899	1-0-0	1-1-2	1	Clemson, 24-0
1902	1st Game	1st Game	H	Clemson, 11-5
1903	2-0-0	2-2-0	N4	Clemson, 24-0
1904	3-2-0	2-1-2	A	NCS, 18-0
1906	1-0-1	3-0-3	N4	Tie, 0-0
1926	1-2-0	4-5-0	H	Clemson, 7-3
1927	1-0-1	1-1-0	A	NCS, 18-6

1928	3-0-0	1-1-0	2	Clemson, 7-0
1929	3-0-0	0-1-0	2	Clemson, 26-0
1930	3-0-0	1-2-0	3	Clemson, 27-0
1931	0-1-1	1-1-0	3	Clemson, 6-0
1932	1-1-0	2-0-0	A	NCS, 13-0
1933	0-1-1	1-1-0	H	Clemson, 9-0
1934	2-3-0	2-2-1	A	Clemson, 12-6
1939	1-1-0	1-1-0	3	Clemson, 25-6
1940	2-0-0	2-0-0	3	Clemson, 26-7
1941	2-0-0	1-0-1	3	Clemson, 27-6
1942	1-0-1	1-0-1	3	NCS, 7-6
1943	0-1-0	1-0-0	3	Clemson, 19-7
1944	1-1-0	2-0-0	3	Clemson, 13-7
1945	1-1-0	1-1-0	A	Clemson, 13-0
1946	1-1-0	1-0-0	H	NCS, 14-7
1947	1-2-0	1-1-0	A	NCS, 18-0
1948	1-0-0	0-0-1	H	Clemson, 6-0
1949	1-1-0	0-1-0	A	Clemson, 7-6
1950	2-0-0	1-1-0	H	Clemson, 27-0
1951	2-0-0	1-2-0	A	Clemson, 6-0
1956	1-0-1	1-1-0	A	Clemson, 13-7
1957	1-1-0	2-0-0	H	NCS, 13-7
1958	5-2-0	2-5-1	A	Clemson, 13-6
1959	2-1-0	1-1-0	H	Clemson, 23-0
1961	4-5-0	4-5-0	H	Clemson, 20-0
1962	0-1-0	1-0-0	A	Clemson, 7-0
1963	0-2-0	2-0-0	H	NCS, 7-3
1964	1-0-0	1-0-0	A	NCS, 9-0
1965	1st Game	1st Game	H	Clemson, 21-7
1966	5-3-0	4-5-0	A	NCS, 23-14
1967	4-4-0	8-1-0	H	Clemson, 14-6
1968	1-4-1	5-2-0	A	Clemson, 24-19
1971	4-5-0	2-8-0	H	NCS, 31-23
1972	3-6-0	6-3-1	A	NCS, 42-17
1973	3-3-0	4-2-0	H	NCS, 29-6
1974	0-1-0	2-0-0	A	NCS, 31-10
1975	1-5-0	4-3-0	H	NCS, 45-7
1976	1-3-2	2-4-1	A	NCS, 38-21
1977	5-1-0	5-2-0	H	Clemson, 7-3
1978	5-1-0	5-1-0	A	Clemson, 33-10
1979	5-1-0	5-2-0	H	NCS, 16-13
1980	4-2-0	3-3-0	A	NCS, 24-20
1981	6-0-0	4-2-0	H	Clemson, 17-7
1982	4-1-1	4-2-0	A	Clemson, 38-29
1983	4-1-1	2-4-0	H	Clemson, 27-17
1984	4-2-0	3-4-0	A	Clemson, 35-34
1985	3-3-0	1-6-0	H	Clemson, 39-10
1986	5-1-0	4-1-1	A	NCS, 27-3
1987	6-0-0	2-4-0	H	NCS, 30-28
1988	5-1-0	5-1-0	A	NCS, 10-7
1989	5-2-0	6-0-0	H	Clemson, 30-10
1990	5-1-0	4-0-0	A	Clemson, 24-17

1—Rock Hill, SC; 2—Florence, SC; 3—Charlotte, NC; 4—Columbia, SC

CLEMSON VS. WAKE FOREST

Series Notes

Clemson 44, Wake Forest 11, with 1 tie
 All Games at Clemson: CU leads 25-5-0
 Games in Memorial Stadium: CU leads 21-5-0
 All Games at Wake Forest: CU leads 13-6-1
 Games in Groves Stadium: CU leads 7-2-1
 Billy Dooley vs. Clemson: 6-14-1 (4-6 at Memorial Stadium)
 Ken Hatfield vs. Wake Forest: 1-0
 Last Clemson Win: 24-6 at Wake Forest, 1990
 Last Wake Forest Win: 20-14 at Wake Forest in 1976
 Last Wake Forest Win at Clemson: 17-13 in 1961
 Longest Clemson Streak: 14 (1977-present)
 Longest Wake Forest Streak: 6 (1942-1947)
 Games Over Last 10 Years: CU leads 10-0
 Current Streak: CU has won 14 in a row
 Largest Clemson win: 82-24, 1981
 Largest Wake Forest win: 41-12, 1943

When Clemson Played Wake Forest

Year	Clemson Was	WF Was	Site	Outcome
1933	1-3-2	0-2-1	1	Clemson, 13-0
1935	2-0-0	0-3-0	1	Clemson, 13-7
1936	2-2-0	2-1-0	A	Wake, 6-0
1937	2-3-1	1-3-0	H	Clemson, 32-0
1938	3-1-1	3-3-0	A	Clemson, 7-0
1939	5-1-0	6-2-0	H	Clemson, 20-7
1940	3-0-0	3-0-0	H	Clemson, 39-0
1941	5-1-0	4-3-1	H	Clemson, 29-0
1942	2-2-1	2-2-1	A	Wake, 19-6
1943	1-3-0	2-3-0	H	Wake, 41-12
1944	3-2-0	6-0-0	A	Wake, 13-7
1945	6-2-1	2-4-1	H	Wake, 13-6
1946	1-2-0	2-0-0	A	Wake, 19-7
1947	1-1-0	1-0-0	H	Wake, 16-14
1948	6-0-0	5-2-0	2	Clemson, 21-14
1949	2-2-1	2-4-0	H	Wake, 35-21

1950	3-0-1	4-0-1	2	Clemson, 13-12
1951	3-2-0	5-1-0	H	Clemson, 21-6
1953	1-3-1	2-3-1	H	Clemson, 18-0
1954	2-3-0	2-2-1	1	Clemson, 32-20
1955	4-1-0	3-2-1	H	Clemson, 19-13
1956	2-0-1	1-2-0	A	Clemson, 17-0
1957	5-3-0	0-8-0	H	Clemson, 13-6
1958	4-1-0	3-3-0	H	Clemson, 14-12
1959	6-2-0	5-2-0	H	Clemson, 33-31
1960	1st Game	1st Game	A	Clemson, 28-7
1961	1-2-0	0-3-0	H	Wake, 17-13
1962	1-1-0	0-2-0	A	Clemson, 24-7
1963	1-4-1	0-6-0	H	Clemson, 36-0
1964	1-3-0	2-2-0	A	Clemson, 21-2
1965	4-2-0	2-4-0	H	Clemson, 26-13
1966	2-3-0	2-4-0	A	Clemson, 23-21
1967	1st Game	0-1-0	H	Clemson, 23-6
1968	1st Game	0-1-0	A	Tie, 20-20
1969	2-2-0	2-3-0	H	Clemson, 28-14
1970	2-3-0	2-3-0	A	Wake, 36-20
1971	2-4-0	4-3-0	H	Clemson, 10-9
1972	2-4-0	1-5-0	A	Clemson, 31-0
1973	3-4-0	1-6-0	H	Clemson, 35-8
1974	3-4-0	0-7-0	A	Clemson, 21-9
1975	0-4-0	1-3-0	H	Clemson, 16-14
1976	1-2-1	2-3-0	A	Wake, 20-14
1977	6-1-0	1-6-0	H	Clemson, 26-0
1978	6-1-0	1-7-0	A	Clemson, 51-6
1979	5-2-0	7-1-0	H	Clemson, 31-0
1980	4-3-0	3-4-0	A	Clemson, 35-33
1981	7-0-0	2-5-0	H	Clemson, 82-24
1982	8-1-1	3-7-0	3	Clemson, 21-17
1983	5-1-1	4-4-0	H	Clemson, 24-17
1984	5-2-0	5-3-0	H	Clemson, 37-14
1985	4-3-0	3-5-0	H	Clemson, 26-10
1986	5-2-0	4-3-0	A	Clemson, 28-20
1987	6-1-0	5-2-0	H	Clemson, 31-17
1988	5-2-0	4-3-0	A	Clemson, 38-21
1989	6-2-0	1-5-1	H	Clemson, 44-10
1990	6-2-0	2-5-0	H	Clemson, 24-6

1—Charlotte, NC; 2—Winston-Salem, NC; 3—Tokyo, Japan

CLEMSON VS. NORTH CAROLINA

Series Notes

Clemson 25, North Carolina 13, with 1 tie
 All Games at Clemson: CU leads 12-5-0
 Games in Memorial Stadium: CU leads 12-5-0
 All Games at North Carolina: CU leads 11-7-1
 Games in Kenan Stadium: CU leads 11-5-1
 Mack Brown vs. Clemson: 0-3
 Ken Hatfield vs. UNC: 1-0
 Last Clemson Win: 20-3 at Clemson, 1990
 Last North Carolina Win: 21-20 at UNC in 1985
 Last North Carolina Win at Clemson: 24-19 in 1980
 Longest Clemson Streak: 6 (1958-1963)
 Longest UNC Streak: 4 (1969-1972)
 Games Over Last 10 Years: CU leads 9-1
 Current Streak: CU has won 5 in a row
 Largest Clemson win: 35-3, 1989
 Largest UNC win: 42-7, 1970

When Clemson Played North Carolina

Year	Clemson Was	UNC Was	Site	Outcome
1897	1-1-0	3-0-0	A	UNC, 28-0
1901	2-1-1	7-1-0	1	Clemson, 22-10
1903	3-0-0	4-3-0	A	UNC, 11-6
1907	2-1-0	2-2-1	2	Clemson, 15-16
1915	2-2-2	2-2-1	1	UNC, 9-7
1957	1-0-0	0-1-0	A	UNC, 26-0
1958	1-0-0	0-1-0	H	Clemson, 26-21
1959	1st Game	1st Game	A	Clemson, 20-18
1960	3-3-0	1-5-0	H	Clemson, 24-0
1961	0-2-0	1-0-0	A	Clemson, 27-0
1962	2-4-0	2-4-0	H	Clemson, 17-6
1963	2-4-1	6-1-0	A	Clemson, 11-7
1964	3-4-0	3-4-0	H	UNC, 29-0
1965	5-2-0	3-4-0	A	UNC, 17-13
1966	3-3-0	2-4-0	H	Clemson, 27-3
1967	2-4-0	1-6-0	A	Clemson, 17-0
1968	3-4-1	2-6-0	H	Clemson, 24-14
1969	4-4-0	4-4-0	A	UNC, 32-15
1970	3-6-0	6-3-0	H	UNC, 42-7
1971	3-4-0	6-2-0	A	UNC, 26-13
1972	3-4-0	5-1-0	H	UNC, 26-10
1973	4-4-0	3-5-0	A	Clemson, 37-29
1974	4-4-0	5-3-0	H	Clemson, 54-32
1975	1-7-0	2-6-0	A	Clemson, 38-35
1976	2-4-2	6-2-0	H	UNC, 27-23
1977	7-1-0	6-2-0	A	Tie, 13-13
1978	7-1-0	3-5-0	H	Clemson, 13-9
1979	6-2-0	5-2-1	A	Clemson, 19-10
1980	5-3-0	7-1-0	H	UNC, 24-19
1981	8-0-0	7-1-0	A	Clemson, 10-8
1982	5-1-1	5-2-0	H	Clemson, 16-13

1983	6-1-1	7-1-0	A	Clemson, 16-3
1984	2-2-0	1-2-0	H	Clemson, 20-12
1985	5-3-0	4-4-0	A	UNC, 21-20
1986	6-2-0	5-2-1	H	Clemson, 38-10
1987	7-1-0	5-3-0	A	Clemson, 13-10
1988	6-2-0	1-7-0	H	Clemson, 37-14
1989	7-2-0	1-7-0	A	Clemson, 35-3
1990	7-2-0	5-2-1	H	Clemson, 20-3

1—Charlotte, NC; 2—Columbia, SC

CLEMSON VS. MARYLAND

Series Notes

Clemson 18, Maryland 19, with 2 ties
 All Games at Clemson: UM leads 10-9-0
 Games in Clemson Memorial Stadium: UM leads 10-9-0
 All Games in Maryland: 9-9-2
 Games in Byrd Stadium: 8-8-1
 Games in Baltimore: 1-1-1
 Joe Krivak vs. Clemson: 0-4
 Ken Hatfield vs. Maryland: 1-0
 Last Clemson Win: 18-17 in Baltimore, 1990
 Last Maryland Win: 34-31 at Clemson in 1985
 Longest Clemson Streak: 6 (1966-1971)
 Longest Maryland Streak: 6 (1972-1977)
 Games Over Last 10 Years: CU leads 7-2-1
 Current Streak: Clemson is unbeaten in last five
 Largest Clemson win: 40-0, 1969
 Largest Maryland win: 41-0, 1974

When Clemson Played Maryland

Year	Clemson Was	Maryland Was	Site	Outcome
1952	1-1-0	2-0-0	A	Maryland, 28-0
1953	1-0-1	2-0-0	H	Maryland, 20-0
1954	4-3-0	4-2-1	A	Maryland, 16-0
1955	6-1-0	8-0-0	H	Maryland, 25-12
1956	5-0-1	1-6-0	A	Tie, 6-6
1957	4-2-0	3-4-0	H	Clemson, 26-7
1958	2-0-0	1-1-0	A	Clemson, 8-0
1959	6-1-0	2-5-0	H	Maryland, 28-25
1960	3-0-0	1-3-0	A	Maryland, 19-17
1961	0-1-0	1-0-0	H	Maryland, 24-21
1962	4-4-0	5-3-0	A	Clemson, 17-14
1963	3-4-1	2-6-0	H	Clemson, 21-6
1964	3-5-0	3-5-0	A	Maryland, 34-0
1965	5-3-0	3-4-0	H	Maryland, 6-0
1966	4-3-0	4-3-0	A	Clemson, 14-10
1967	3-4-0	0-6-0	H	Clemson, 28-7
1968	2-4-1	2-5-0	A	Clemson, 16-0
1969	3-3-0	2-4-0	H	Clemson, 40-0
1970	2-5-0	1-6-0	A	Clemson, 24-11
1971	3-5-0	2-7-0	H	Clemson, 20-14
1972	3-5-0	4-4-1	A	Maryland, 31-6
1973	5-4-0	6-3-0	H	Maryland, 28-13
1974	2-2-0	2-2-0	A	Maryland, 41-0
1975	2-7-0	6-2-1	H	Maryland, 22-20
1976	2-5-2	9-0-0	A	Maryland, 20-0
1977	1st Game	1st Game	H	Maryland, 21-14
1978	8-1-0	9-1-0	A	Clemson, 28-24
1979	1-0-0	1-0-0	H	Maryland, 19-0
1980	5-4-0	6-3-0	A	Maryland, 34-7
1981	9-0-0	3-4-1	H	Clemson, 21-7
1982	6-1-1	7-2-0	A	Clemson, 24-22
1983	7-1-1	7-2-0	H	Clemson, 52-27
1984	7-2-0	6-3-0	1	Maryland, 41-23
1985	5-4-0	6-3-0	H	Maryland, 34-31
1986	7-2-0	4-5-0	1	Tie, 17-17
1987	8-1-0	4-5-0	H	Clemson, 45-16
1988	7-2-0	5-4-0	A	Clemson, 49-25
1989	3-0-0	1-2-0	H	Clemson, 31-7
1990	1-1-0	2-0-0	A	Clemson, 18-17

1—at Baltimore, MD

CLEMSON VS. SOUTH CAROLINA

Series Notes

Clemson 52, South Carolina 32, with 4 ties
 All Games at Clemson: CU leads 11-4-1
 All Games in Memorial Stadium: CU leads 11-4-1
 All Games at South Carolina: CU leads 41-28-3
 Games in Williams-Brice Stadium: CU leads 22-16-2
 Sparky Woods vs. Clemson: 0-3 (0-2 in Memorial Stadium 0-1 with App. State)
 Ken Hatfield vs. South Carolina: 1-0
 Last Clemson Win: 24-15 at Clemson in 1990
 Last South Carolina Win: 20-7 at Columbia in 1987
 Longest Clemson Streak: 7 (1934-1940)
 Longest USC Streak: 4 (1951-1954)
 Games Over Last 10 Years: CU leads 7-2-1
 Current Streak: Clemson has won three in a row

out

Largest Clemson win: 51-0, 1900
Largest USC win: 56-20, 1975

When Clemson Played South Carolina

Year	Clemson Was	USC Was	Site	Outcome
1896	1-0-0	1st Game	A	USC, 12-6
1897	1-2-0	1st Game	A	Clemson, 18-6
1898	1-1-0	1-0-0	A	Clemson, 24-0
1899	2-0-0	1-0-0	A	Clemson, 34-0
1900	2-0-0	1-1-0	A	Clemson, 51-0
1902	3-0-0	3-0-0	A	USC, 12-6
1909	3-2-0	1-3-0	A	Clemson, 6-0
1910	3-2-0	4-0-0	A	Clemson, 24-0
1911	1-2-0	1-1-1	A	Clemson, 27-0
1912	3-1-0	2-2-0	A	USC, 22-7
1913	1-2-0	1-2-0	A	Clemson, 32-0
1914	1-2-1	1-4-1	A	Clemson, 29-6
1915	2-2-1	3-0-0	A	Tie, 0-0
1916	1-3-0	2-3-0	A	Clemson, 27-0
1917	2-1-0	1-1-0	A	Clemson, 21-13
1918	1-1-0	1st Game	A	Clemson, 39-0
1919	3-2-0	1-3-0	A	Clemson, 19-6
1920	3-2-1	2-2-0	A	USC, 3-0
1921	1-2-1	3-0-1	A	USC, 21-0
1922	2-1-0	3-1-0	A	Clemson, 3-0
1923	1-1-1	2-2-0	A	Clemson, 7-6
1924	2-1-0	3-1-0	A	USC, 3-0
1925	0-3-0	3-1-0	A	USC, 33-0
1926	2-2-0	3-1-0	A	USC, 24-0
1927	2-1-1	3-1-0	A	Clemson, 20-0
1928	5-0-0	5-0-0	A	Clemson, 32-0
1929	5-0-0	3-1-0	A	Clemson, 21-14
1930	5-0-0	3-1-0	A	Clemson, 20-7
1931	1-2-1	1-2-0	A	USC, 21-0
1932	2-2-0	3-1-0	A	USC, 14-0
1933	1-1-2	1-2-0	A	USC, 7-0
1934	1-3-0	3-1-0	A	Clemson, 19-0
1935	3-1-0	2-3-0	A	Clemson, 44-0
1936	2-3-0	3-2-0	A	Clemson, 19-0
1937	1-3-0	2-2-1	A	Clemson, 34-6
1938	2-1-1	3-2-0	A	Clemson, 34-12
1939	2-1-0	1-3-0	A	Clemson, 27-0
1940	4-0-0	0-2-0	A	Clemson, 21-13
1941	4-0-0	1-1-1	A	USC, 18-14
1942	1-2-1	0-2-1	A	Clemson, 18-6
1943	1-2-0	2-1-0	A	USC, 33-6
1944	2-1-0	1-1-1	A	Clemson, 20-13
1945	3-1-0	2-2-0	A	Tie, 0-0
1946	1-3-0	2-1-0	A	USC, 26-14
1947	1-3-0	2-2-0	A	USC, 21-19
1948	3-0-0	2-1-0	A	Clemson, 13-7
1949	2-1-0	0-3-0	A	USC, 27-13
1950	3-0-0	2-1-0	A	Tie, 14-14
1951	3-1-0	2-2-0	A	USC, 20-0

1952	1-3-0	2-2-0	A	USC, 6-0
1953	1-2-1	3-1-0	A	USC, 14-7
1954	2-2-0	2-1-0	A	USC, 13-8
1955	3-1-0	2-2-0	A	Clemson, 28-14
1956	3-0-1	4-1-0	A	Clemson, 7-0
1957	2-2-0	3-1-0	A	Clemson, 13-0
1958	4-0-0	2-2-0	A	USC, 26-6
1959	3-1-0	3-1-0	A	Clemson, 27-0
1960	4-3-0	1-5-0	H	Clemson, 12-2
1961	3-4-0	2-5-0	A	USC, 21-14
1962	5-4-0	4-4-1	H	Clemson, 20-17
1963	4-4-1	1-7-1	A	Clemson, 24-20
1964	3-6-0	2-5-2	H	USC, 7-3
1965	5-4-0	4-5-0	A	USC, 17-16
1966	5-4-0	1-8-0	H	Clemson, 35-10
1967	5-4-0	5-4-0	A	Clemson, 23-12
1968	4-4-1	3-6-0	H	USC, 7-3
1969	4-5-0	6-3-0	A	USC, 27-13
1970	3-7-0	3-6-1	H	USC, 38-32
1971	4-6-0	6-4-0	A	Clemson, 17-7
1972	3-7-0	4-6-0	H	Clemson, 7-6
1973	5-5-0	6-4-0	A	USC, 32-20
1974	6-4-0	4-6-0	H	Clemson, 39-21
1975	2-8-0	6-4-0	A	USC, 56-20
1976	2-6-2	6-4-0	H	Clemson, 28-9
1977	7-2-1	5-5-0	A	Clemson, 31-27
1978	9-1-0	5-4-1	H	Clemson, 41-23
1979	8-2-0	7-3-0	A	USC, 13-9
1980	5-5-0	8-2-0	H	Clemson, 27-6
1981	10-0-0	6-4-0	A	Clemson, 29-13
1982	7-1-1	4-6-0	H	Clemson, 24-6
1983	8-1-1	5-5-0	A	Clemson, 22-13
1984	7-3-0	9-1-0	H	USC, 22-21
1985	5-5-0	5-5-0	A	Clemson, 24-17
1986	7-2-1	3-6-1	H	Tie, 21-21
1987	9-1-0	7-2-0	A	USC, 20-7
1988	8-2-0	8-2-0	H	Clemson, 29-10
1989	8-2-0	6-3-1	A	Clemson, 45-0
1990	8-2-0	5-4-0	H	Clemson, 24-15

CLEMSON VS. DUKE

Series Notes

Clemson 21, Duke 13, with 1 tie
All Games at Clemson: CU leads 11-4-1
Games in Memorial Stadium: CU leads 11-4-1
All Games at Duke: Tied 9-9
Games in Wallace Wade Stadium: Tied 9-9
Games at Neutral Sites: CU leads 1-0 (1971)
Barry Wilson vs. Clemson: 0-1
Ken Hatfield vs. Duke: 1-0
Last Clemson Win: 26-7 at Clemson in 1990
Last Clemson Win at Duke: 21-9 in 1985
Last Duke Win: 21-17 in 1989 at Duke
Last Duke Win at Clemson: 34-17 in 1980

Longest Clemson Streak: 8 (1981-88)
Longest Duke Streak: 4 (1954-1957)
Games Over Last 10 Years: CU leads 8-2
Current Streak: Clemson has won 1 in a row
Largest Clemson win: 49-14, 1982
Largest Duke win: 38-12, 1935

When Clemson Played Duke

Year	Clemson Was	Duke Was	Site	Outcome
1934	1-1-0	1-0-0	A	Duke, 20-6
1935	3-0-0	3-0-0	A	Duke, 38-12
1936	2-1-0	3-0-0	A	Duke, 25-0
1957	5-2-0	5-1-2	A	Duke, 7-6
1959	5-1-0	3-4-0	H	Clemson, 6-0
1960	3-1-0	3-1-0	A	Duke, 21-6
1961	1-3-0	3-1-0	A	Clemson, 17-7
1962	2-2-0	3-1-0	H	Duke, 16-0
1963	0-3-1	3-0-1	A	Duke, 35-30
1965	2-2-0	4-0-0	A	Clemson, 3-2
1966	1-2-0	3-1-0	H	Clemson, 9-6
1967	1-3-0	3-2-0	A	Clemson, 13-7
1968	0-3-1	2-2-0	H	Clemson, 39-22
1969	4-3-0	1-5-1	A	Duke, 34-27
1970	2-4-0	4-2-0	H	Duke, 21-10
1971	0-3-0	4-0-0	1	Clemson, 3-0
1972	1-3-0	1-4-0	H	Duke, 7-0
1973	2-3-0	1-4-0	A	Clemson, 24-8
1974	2-3-0	4-1-0	H	Clemson, 17-14
1975	1-4-0	2-3-0	A	Duke, 25-21
1976	1-3-1	3-2-0	H	Tie, 18-18
1977	4-1-0	3-2-0	A	Clemson, 17-11
1978	4-1-0	3-2-0	H	Clemson, 28-8
1979	4-1-0	2-2-1	A	Clemson, 28-10
1980	4-1-0	0-5-0	H	Duke, 34-17
1981	5-0-0	3-2-0	A	Clemson, 38-10
1982	3-1-1	3-2-0	H	Clemson, 49-14
1983	3-1-1	0-5-0	A	Clemson, 38-31
1984	3-2-0	1-4-0	H	Clemson, 54-21
1985	2-3-0	2-3-0	A	Clemson, 21-9
1986	4-1-0	3-2-0	H	Clemson, 35-3
1987	5-0-0	3-2-0	H	Clemson, 17-10
1988	4-1-0	5-0-0	H	Clemson, 49-17
1989	4-0-0	1-3-0	A	Duke, 21-17
1990	3-1-0	1-2-0	H	Clemson, 26-7

1—Norfolk, VA

1938-90 Attendance

Season	Games Played	Season Attend.	Average Attend.	Home Games	Home Attend.	Avg. Home Attend.	Season	Games Played	Season Attend.	Average Attend.	Home Games	Home Attend.	Avg. Home Attend.
1938	9	100,500	11,167	3	25,500	8,500	1964	10	260,725	26,073	4	112,000	28,000
1939	10	147,500	14,750	2	18,000	9,000	1965	10	333,736	33,374	4	113,000	28,250
1940	9	126,000	14,000	2	20,000	10,000	1966	10	355,286	35,529	4	146,237	36,559
1941	9	115,000	12,777	2	17,000	8,500	1967	10	389,618	38,962	5	206,275	41,255
1942	10	100,500	10,050	3	23,500	7,833	1968	10	386,432	38,643	4	147,434	36,859
1943	8	65,000	8,125	2	7,500	3,750	1969	10	339,936	33,994	4	136,252	34,063
1944	9	79,000	8,777	2	13,500	6,750	1970	11	367,347	33,395	6	205,376	34,229
1945	10	138,986	13,899	4	38,000	9,500	1971	11	398,222	36,200	5	154,741	30,948
1946	9	155,500	17,277	3	44,000	14,666	1972	11	398,732	36,248	5	192,456	38,491
1947	9	149,000	16,556	3	37,000	12,333	1973	11	411,477	37,407	6	188,500	31,417
1948	11	216,614	19,692	4	66,500	16,625	1974	11	440,384	40,034	6	251,424	41,904
1949	10	188,996	18,899	5	79,000	15,800	1975	11	487,436	44,312	5	195,873	39,174
1950	10	248,606	24,861	4	81,000	20,250	1976	11	459,845	41,804	5	221,486	44,297
1951	10	242,843	24,284	3	44,500	14,833	1977	12	580,067	48,339	5	235,152	47,030
1952	9	189,161	21,017	2	44,000	22,000	1978	12	599,793	49,983	6	321,763	53,627
1953	9	192,960	21,400	4	76,000	19,000	1979	12	641,109	53,426	6	353,576	58,929
1954	10	197,500	19,750	4	51,500	12,875	1980	11	567,436	51,585	6	369,770	61,628
1955	10	211,711	21,171	5	98,000	19,600	1981	12	683,871	56,989	6	371,152	61,859
1956	11	301,552	27,413	4	71,000	17,750	1982	11	592,902	53,900	6	380,679	63,446
1957	10	213,000	21,300	4	73,000	18,250	1983	11	701,937	63,812	7	521,898	74,557
1958	11	352,000	32,000	5	121,000	24,200	1984	11	750,847	68,259	6	467,670	77,945
1959	11	357,856	32,532	4	119,000	29,750	1985	12	749,282	62,440	6	460,413	76,736
1960	10	247,780	24,778	5	141,080	28,286	1986	12	765,771	63,814	5	393,500	78,700
1961	10	310,000	31,000	5	132,000	26,400	1987	12	825,836	68,820	8	602,526	75,316
1962	10	291,640	29,164	5	158,000	31,600	1988	12	758,727	63,227	6	490,502	81,750
1963	10	318,587	31,859	4	103,496	25,874	1989	12	759,468	63,289	6	423,566	70,594
							1990	12	717,293	59,774	6	475,174	79,196

TV Games

Clemson Records

Opponent	Score	W-L	Site	Coverage
1957 (0-1)				
Colorado	21-27	L	N	National (CBS - Orange Bowl)
1958 (1-1)				
N.C. State	13-6	W	A	Regional (NBC)
Louisiana State	0-7	L	N	National (NBC - Sugar Bowl)
1959 (1-0)				
Texas Christian	23-7	W	N	National (CBS - Bluebonnet Bowl)
1966 (1-0)				
Duke	9-6	W	H	Regional (ABC)
1968 (1-0-1)				
Wake Forest	20-20	T	A	Regional (ABC)
N.C. State	24-19	W	A	Regional (ABC)
1973 (0-1)				
N.C. State	6-29	L	H	Regional (ABC)
1976 (0-2)				
Georgia	0-41	L	A	Regional (ABC)
Maryland	0-20	L	A	Regional (ABC)
1977 (1-2)				
Notre Dame	17-21	L	H	*National (C.D. Chesley)
South Carolina	31-27	W	A	Regional (ABC)
Pittsburgh	3-34	L	N	National (ABC - Gator Bowl)
1978 (3-0)				
Virginia Tech	38-7	W	H	Regional (ABC)
N.C. State	33-10	W	A	Regional (ABC)
Ohio State	17-15	W	N	National (ABC - Gator Bowl)
1979 (2-4)				
Maryland	9-19	L	H	Regional (ABC)
N.C. State	13-16	L	H	*National (ESPN)
Wake Forest	31-0	W	H	Regional (ABC)
Notre Dame	16-10	W	A	*National (C.D. Chesley)
South Carolina	9-13	L	A	*National (ESPN)
Baylor	18-24	L	N	National (CBS - Peach Bowl)
1980 (1-2)				
Georgia	16-20	L	A	*National (ESPN)
Wake Forest	35-33	W	A	*National (ESPN)
North Carolina	19-24	L	H	Regional (ABC)
1981 (7-0)				
Georgia	13-3	W	H	*National (USA)
Kentucky	21-3	W	A	Regional (ABC)
Wake Forest	82-24	W	H	*National (USA)
North Carolina	10-8	W	A	Regional (ABC)
Maryland	21-7	W	H	*National (USA)
South Carolina	29-13	W	A	*National (ESPN)
Nebraska	22-15	W	N	National (NBC - Orange Bowl)
1982 (7-1-1)				
Georgia	7-13	L	A	National (ABC)
Boston College	17-17	T	H	Regional (CBS) *National (USA)
Kentucky	24-6	W	H	*National (USA)
Virginia	48-0	W	A	National (WTBS)
N.C. State	38-29	W	A	*National (ESPN)
North Carolina	16-3	W	H	*National (USA)

A LOT OF POSTGAME INTERVIEWS

Clemson has a 25-5 record in televised games over the last four seasons, including a 10-3 mark in games shown nationally on NBC, ABC, CBS or ESPN.

Maryland	24-22	W	A	Regional (CBS)
South Carolina	24-6	W	H	National (USA)
Wake Forest	21-17	W	N	*National (ESPN - Mirage Bowl)
1983 (8-1-1)				
Boston College	16-31	L	A	*National (ESPN)
Georgia	16-16	T	H	*National (ESPN)
Georgia Tech	41-14	W	H	*National (ESPN)
Virginia	42-21	W	H	*National (USA)
Duke	38-31	W	A	*National (USA)
N.C. State	27-17	W	H	*National (USA)
Wake Forest	24-17	W	H	*National (ESPN)
N. Carolina	16-3	W	A	*National (ESPN)
Maryland	52-27	W	H	*National (USA)
S. Carolina	22-13	W	A	*National (ESPN)
1984 (6-4)				
Virginia	55-0	W	A	*National (ESPN)
Georgia	23-26	L	A	*National (ESPN)
Georgia Tech	21-28	L	A	*National (ESPN)
North Carolina	20-12	W	H	*National (ESPN)
Duke	54-21	W	H	*National (ESPN)
N.C. State	35-34	W	A	*National (ESPN)
Wake Forest	37-14	W	H	*National (ESPN)
Virginia Tech	17-10	W	H	*National (ESPN)
Maryland	23-41	L	N	*National (ESPN)
South Carolina	21-22	L	H	*National (ESPN)
1985 (1-4)				
Georgia	13-20	L	H	National (CBS)
Virginia	27-24	W	H	Regional (JP)
North Carolina	20-21	L	A	Regional (JP)
Maryland	31-34	L	H	Split National (CBS)
Minnesota	13-20	L	N	National (Mizlou-Independence Bowl)



Clemson had a 6-2 record in TV Games last year, including a 30-0 win over Illinois in the Hall of Fame bowl, a game shown nationally on NBC.

1986 (4-2-1)

Virginia Tech	14-20	L	H	Regional (JP)
Georgia	31-28	W	A	Regional (ABC)
Georgia Tech	27-3	W	A	Regional (JP)
N.C. State	3-27	L	A	Regional (CBS)
North Carolina	38-10	W	H	Split National (CBS)
Maryland	17-17	T	N	Split National (CBS)
Stanford	27-21	W	N	National (CBS) (Gator Bowl)

1987 (6-1)

Georgia	21-20	W	H	National (CBS)
Georgia Tech	33-12	W	H	Regional (JP)
Virginia	38-21	W	H	Regional (JP)
North Carolina	13-10	W	A	Regional (JP)
Maryland	45-16	W	H	Regional (JP)
South Carolina	7-20	L	A	National (ESPN)
Penn State	35-10	W	N	National (ABC) (Citrus Bowl)

1988 (6-1)

Virginia Tech	40-7	W	H	Regional (JP)
Florida State	21-24	L	H	National (CBS)
Duke	49-17	W	H	National (ESPN)
North Carolina	37-14	W	H	Regional (JP)
Maryland	49-25	W	A	Regional (JP)
South Carolina	29-10	W	H	Regional (JP)
Oklahoma	13-6	W	N	National (ABC) (Citrus Bowl)

1989 (7-1)

Florida State	34-23	W	A	National (ESPN)
Maryland	31-7	W	H	Regional (JP)

Duke	17-21	L	A	Regional (JP)
Virginia	34-20	W	H	National (CBS)
N.C. State	30-10	W	H	National (ESPN)
North Carolina	35-3	W	A	Regional (JP)
South Carolina	45-0	W	A	National (ESPN)
West Virginia	27-7	W	N	National (ESPN) (Gator Bowl)

1990 (6-2)

Virginia	7-20	L	A	National (ESPN)
Duke	26-7	W	H	Regional (JP)
Georgia	37-3	W	H	Regional (Pay-Per-View)
Georgia Tech	19-21	L	A	Regional (JP)
NC State	24-17	W	A	Regional (JP)
North Carolina	20-3	W	H	Regional (JP)
South Carolina	24-15	W	H	Regional (JP)
Illinois	30-0	W	N	National (NBC) (Hall of Fame Bowl)

CLEMSON TOTALS ON TV

TV Games:	69-30-4	ABC:	12-7-1
National Cable:	30-11-2	NBC:	3-1-0
National Network:	9-7-0	CBS:	6-5-2
Regional Network:	30-12-2	ESPN:	19-10-1
Home Games:	35-10-2	WTBS:	1-0-0
Away Games:	24-14-1	USA:	10-0-1
Neutral Sites:	9-6-1	Jeff Pilot:	16-3-0
		CD Chesley	1-1-0
		Mizlou	0-1-0
		Pay-Per-View	1-0-0

1991 Spring Game

White Wins Spring Game

The White team defeated the Orange 16-15 in the annual Clemson Spring Football game before over 10,000 fans in Death Valley on April 6. The contest concluded the spring practice schedule that got underway March 7 for Ken Hatfield's Tigers.

Nelson Welch booted a 44-yard field goal with 8:21 to go to give the White team the victory. It was the second straight year that the spring game came down to the last possession. Hatfield divides his team equally for the spring game.

The White team won the game despite being outgained 322-169 by the Orange team, which brought the game to another level of intensity by running down the hill prior to the game. But the White team earned the honor of eating a steak dinner the following Monday while the Orange team had hotdogs.

Scoring Summary

Orange	7	3	5	0	15
White	6	7	0	3	16
White—Howard Hall 5 run (Kick Blocked) 3:38, 1st					
Orange—Jason Davis 33 pass from Richard Moncrief (Kubu Kick), 0:00, 1st					
Orange—Jon Kubu 37 field goal, 5:35, 2nd					
White—Doug Bolin one run (Welch Kick), 2:03, 2nd					
Orange—Safety, DeChane Cameron tackled in endzone by Buckner and Kirkland 9:42, 3rd					
Orange—Kubu 33 field goal, 1:15, 3rd					
White—Welch 44 field goal, 8:21, 4th					

Individual Leaders

Rushing

Orange: Witherspoon 15-42, Moncrief 7-35, Blunt 5-22, Paul Caputo 4-11, Jones 2-5, Burk 1-4, McLees 3-(-10)
White: Easton 9-50, Bolin 7-18-1, Williams 7-12, Hall 3-3-1, Kennedy 1-1, Cameron 4-(-4)

Passing

Orange: Moncrief 5-13-124-2-1; McLees 7-12-89-1-0
White: Cameron 6-9-58-0-0; Easton 3-5-31-0-0

Receiving

Orange: Jason Davis 3-10-4-1; Hood 3-42; Ryan 1-4, Bolin 1-13; Deriso 1-14, Bryant 1-14; Witherspoon 1-6, Paul Caputo 1-6
White: Smith 4-53; Kennedy 2-17; Gibson 1-13; Hall 1-7; Williams 1-(-1)

Defensive Leaders

Interceptions:

White: Tim Jones 1-53, Joye 1-6, Lewis 1-0

Sacks:

White: Adams 2-16
Orange: Kirkland 1.5-6; Usher 1-4; Buckner 0.5-3

Tackles for Loss

White: Adams 5-21; Simpson 1-2, Holloway 1-2, Joye 1-2
Orange: Kirkland 3-10; Scott 1-1, Usher 1-4, Buckner 1-2

Tackle Leaders

White: Adams 11, Jackson 9, Tim Jones 7, Joye 6, Geter 6, Simmons 5, Simpson 5
Orange: Buckner 8, Scott 6, Phil Caputo 4, Mauney 4, Sheppard 4, O'Neal 4

Clemson's Top 20 Seasons

CONSISTENTLY AMONG ELITE

Clemson has finished in the top 20 of the Final AP poll eight of the last 10 seasons, and has rated in the top dozen teams in the nation each of the last four seasons.

Poll History

ASSOCIATED PRESS

1939 1. Texas A&M 2. Tennessee 3. USC 4. Cornell 5. Tulane 6. Missouri 7. UCLA 8. Duke 9. Iowa 10. Duquesne 11. Boston College 12. Clemson 13. Notre Dame 14. Santa Clara 15. Ohio State 16. Georgia Tech 17. Fordham 18. Nebraska 19. Oklahoma 20. Michigan	1948 1. Michigan 2. Notre Dame 3. North Carolina 4. California 5. Oklahoma 6. Army 7. Northwestern 8. Georgia 9. Oregon 10. SMU 11. Clemson 12. Vanderbilt 13. Tulane 14. Michigan State 15. Mississippi 16. Minnesota 17. William & Mary 18. Penn State 19. Cornell 20. Wake Forest	1950 1. Oklahoma 2. Army 3. Texas 4. Tennessee 5. California 6. Princeton 7. Kentucky 8. Michigan State 9. Michigan 10. Clemson 11. Washington 12. Wyoming 13. Illinois 14. Ohio State 15. Miami (Fla.) 16. Alabama 17. Nebraska 18. Washington & Lee Tulsa 20. Tulane	1951 1. Tennessee 2. Michigan State 3. Maryland 4. Illinois 5. Georgia Tech 6. Princeton 7. Stanford 8. Wisconsin 9. Baylor 10. Oklahoma 11. TCU 12. California 13. Virginia 14. San Francisco 15. Kentucky 16. Boston Univ. 17. UCLA 18. Washington State 19. Holy Cross 20. Clemson	1956 1. Oklahoma 2. Tennessee 3. Iowa 4. Georgia Tech 5. Texas A&M 6. Miami (Fla.) 7. Michigan 8. Syracuse 9. Michigan State 10. Oregon State 11. Baylor 12. Minnesota 13. Pittsburgh 14. TCU 15. Ohio State 16. Navy 17. George Washington 18. USC 19. Clemson 20. Colorado	
1958 1. LSU 2. Iowa 3. Army 4. Auburn 5. Oklahoma 6. Air Force 7. Wisconsin 8. Ohio State 9. Syracuse 10. TCU 11. Mississippi 12. Clemson 13. Purdue 14. Florida 15. South Carolina 16. California 17. Notre Dame 18. SMU 19. Oklahoma State 20. Rutgers	1959 1. Syracuse 2. Mississippi 3. LSU 4. Texas 5. Georgia 6. Wisconsin 7. TCU 8. Washington 9. Arkansas 10. Alabama 11. Clemson 12. Penn State 13. Illinois 14. USC 15. Oklahoma 16. Wyoming 17. Notre Dame 18. Missouri 19. Florida 20. Pittsburgh	1977 1. Notre Dame 2. Alabama 3. Arkansas 4. Texas 5. Penn State 6. Kentucky 7. Oklahoma 8. Pittsburgh 9. Michigan 10. Washington 11. Ohio State 12. Nebraska 13. USC 14. Florida State 15. Stanford 16. San Diego State 17. North Carolina 18. Arizona State 19. Clemson 20. Brigham Young	1978 1. Alabama 2. USC 3. Oklahoma 4. Penn State 5. Michigan 6. Clemson 7. Notre Dame 8. Nebraska 9. Texas 10. Houston 11. Arkansas 12. Michigan State 13. Purdue 14. UCLA 15. Missouri 16. Georgia 17. Stanford 18. North Carolina St. 19. Texas A&M 20. Maryland	1981 1. Clemson 2. Texas 3. Penn State 4. Pittsburgh 5. SMU 6. Georgia 7. Alabama 8. Miami (Fla.) 9. North Carolina 10. Washington 11. Nebraska 12. Michigan 13. Brigham Young 14. USC 15. Ohio State 16. Arizona State 17. West Virginia 18. Iowa 19. Missouri 20. Oklahoma	1982 1. Penn State 2. SMU 3. Nebraska 4. Georgia 5. UCLA 6. Arizona State 7. Washington 8. Clemson 9. Arkansas 10. Pittsburgh 11. LSU 12. Ohio State 13. Florida State 14. Auburn 15. USC 16. Oklahoma 17. Texas 18. North Carolina 19. West Virginia 20. Maryland
1983 1. Miami (Fla.) 2. Nebraska 3. Auburn 4. Georgia 5. Texas 6. Florida 7. Brigham Young 8. Michigan 9. Ohio State 10. Illinois 11. Clemson 12. SMU 13. Air Force 14. Iowa 15. Alabama 16. West Virginia 17. UCLA 18. Pittsburgh 19. Boston College 20. East Carolina	1986 1. Penn State 2. Miami (Fla.) 3. Oklahoma 4. Arizona State 5. Nebraska 6. Auburn 7. Ohio State 8. Michigan 9. Alabama 10. LSU 11. Arizona 12. Baylor 13. Texas A&M 14. UCLA 15. Arkansas 16. Iowa 17. Clemson 18. Washington 19. Boston College 20. Virginia Tech	1987 1. Miami (Fla.) 2. Florida State 3. Oklahoma 4. Syracuse 5. LSU 6. Nebraska 7. Auburn 8. Michigan State 9. UCLA 10. Texas A&M 11. Oklahoma State 12. Clemson 13. Georgia 14. Tennessee 15. South Carolina 16. Iowa 17. Notre Dame 18. USC 19. Michigan 20. Arizona State	1988 1. Notre Dame 2. Miami, Fla. 3. Florida St. 4. Michigan 5. West Virginia 6. UCLA 7. Southern Cal 8. Auburn 9. Clemson 10. Nebraska 11. Oklahoma St. 12. Arkansas 13. Syracuse 14. Oklahoma 15. Georgia 16. Washington St. 17. Alabama 18. Houston 19. LSU 20. Indiana	1989 1. Miami (FL) 2. Notre Dame 3. Florida St. 4. Colorado 5. Tennessee 6. Auburn 7. Michigan 8. Southern Cal 9. Alabama 10. Illinois 11. Nebraska 12. Clemson 13. Arkansas 14. Houston 15. Penn State 16. Michigan St. 17. Pittsburgh 18. Virginia 19. Texas Tech 20. Texas A&M	1990 1. Colorado 2. Georgia Tech 3. Miami 4. Florida State 5. Washington 6. Notre Dame 7. Michigan 8. Tennessee 9. Clemson 10. Houston 11. Penn St. 12. Texas 13. Florida 14. Louisville 15. Texas A&M 16. Michigan St. 17. Oklahoma 18. Iowa 19. Auburn 20. Southern Cal

UNITED PRESS INTERNATIONAL

1950

1. Oklahoma
2. Texas
3. Tennessee
4. California
5. Army
6. Michigan
7. Kentucky
8. Princeton
9. Michigan State
10. Ohio State
11. Illinois
12. **Clemson**
13. Miami (Fla.)
14. Wyoming
15. Washington
Baylor
17. Alabama
18. Washington & Lee
19. Navy
20. Nebraska
Wisconsin
Cornell

1957

1. Ohio State
2. Auburn
3. Michigan State
4. Oklahoma
5. Iowa
6. Navy
7. Rice
8. Mississippi
9. Notre Dame
10. Texas A&M
11. Texas
12. Arizona State
13. Army
14. Duke
Wisconsin
16. Tennessee
17. Oregon
18. **Clemson**
UCLA
20. North Carolina St.

1958

1. LSU
2. Iowa
3. Army
4. Auburn
5. Oklahoma
6. Wisconsin
7. Ohio State
8. Air Force
9. TCU
10. Syracuse
11. Purdue
12. Mississippi
13. **Clemson**
14. Notre Dame
15. Florida
16. California
17. Northwestern
18. SMU

1978

1. USC
2. Alabama
3. Oklahoma
4. Penn State
5. Michigan
6. Notre Dame
7. **Clemson**
8. Nebraska
9. Texas
10. Arkansas
11. Houston
12. UCLA
13. Purdue
14. Missouri
15. Georgia
16. Stanford
17. Navy
18. Texas A&M
19. Arizona State
20. Missouri

1981

1. **Clemson**
2. Pittsburgh
3. Penn State
4. Texas
5. Georgia
6. Alabama
7. Washington
8. North Carolina
9. Nebraska
10. Michigan
11. Brigham Young
12. Ohio State
13. USC
14. Oklahoma
15. Iowa
16. Arkansas
17. Mississippi State
18. West Virginia
19. Southern Mississippi
20. Missouri

1986

1. Penn State
2. Miami (Fla.)
3. Oklahoma
4. Nebraska
5. Arizona State
6. Ohio State
7. Michigan
8. Auburn
9. Alabama
10. Arizona
11. LSU
12. Texas A&M
13. Baylor
14. UCLA
15. Iowa
16. Arkansas
17. Washington
18. Boston College
19. **Clemson**
20. Florida State

1987

1. Miami (Fla.)
2. Florida State
3. Oklahoma
4. Syracuse
5. LSU
6. Nebraska
7. Auburn
8. Michigan State
9. Texas A&M
10. **Clemson**
11. UCLA
12. Oklahoma State
13. Tennessee
14. Georgia
15. South Carolina
Iowa
17. USC
18. Michigan
19. Texas
20. Indiana

1988

1. Notre Dame
2. Miami (Fla.)
3. Florida State
4. Michigan
5. West Virginia
6. UCLA
7. Auburn
8. **Clemson**
9. Southern Cal
10. Nebraska
11. Oklahoma St.
12. Syracuse
13. Arkansas
14. Oklahoma
15. Georgia
16. Washington St.
17. N.C. State
Alabama
19. Indiana
20. Wyoming

1989

1. Miami (FL)
2. Florida St.
3. Notre Dame
4. Colorado
5. Tennessee
6. Auburn
7. Alabama
8. Michigan
9. Southern Cal.
10. Illinois
11. **Clemson**
12. Nebraska
13. Arkansas
14. Penn State
15. Virginia
16. Texas Tech
Michigan St.
18. BYU
19. Pittsburgh
20. Washington

1990

1. Georgia Tech
2. Colorado
3. Miami
4. Florida St.
5. Washington
6. Notre Dame
7. Tennessee
8. Michigan
9. **Clemson**
10. Penn St.
11. Texas
12. Louisville
13. Texas A&M
14. Michigan St.
15. Virginia
16. Iowa
17. BYU
Nebraska
19. Auburn
20. San Jose St.

USA TODAY

1982

1. Penn State
2. SMU
3. Nebraska
4. Georgia
5. UCLA
6. Arizona State
7. Pittsburgh
8. Arkansas
9. **Clemson**
10. Washington
11. LSU
12. Florida State
13. Ohio State
14. USC
15. Oklahoma
16. Auburn
17. West Virginia
18. Maryland
19. North Carolina
20. Texas

1983

1. Miami (Fla.)
2. Auburn
3. Nebraska
4. Georgia
5. Texas
6. Brigham Young
7. Michigan
8. Ohio State
9. Florida
10. **Clemson**
11. Illinois
12. SMU
13. Alabama
14. Air Force
15. West Virginia
16. Iowa
17. Tennessee
18. UCLA
19. Pittsburgh
20. Penn State

1986

1. Penn State
2. Miami (Fla.)
3. Oklahoma
4. Nebraska
5. Arizona State
6. Ohio State
7. Auburn
8. Michigan
9. Alabama
10. LSU
11. Arizona
12. Texas A&M
13. UCLA
14. Baylor
15. Boston College
16. Iowa
17. Arkansas
18. **Clemson**
19. Washington
20. Virginia Tech

1987

1. Miami (Fla.)
2. Florida State
3. Oklahoma
4. Syracuse
5. Nebraska
6. LSU
7. Auburn
8. Michigan State
9. Texas A&M
10. UCLA
11. **Clemson**
12. Oklahoma State
13. Georgia
14. Tennessee
15. Iowa
16. Notre Dame
17. USC
18. South Carolina
19. Michigan
20. Texas

1988

1. Notre Dame
2. Miami (Fla.)
3. Florida State
4. UCLA
5. Michigan
6. West Virginia
7. Southern Cal
8. Nebraska
9. Auburn
10. **Clemson**
11. Oklahoma St.
12. Syracuse
13. Oklahoma
14. Arkansas
15. Washington St.
16. Georgia
17. Alabama
18. N. Carolina St.
19. Houston
20. Indiana

1989

1. Miami (FL)
2. Notre Dame
3. Florida St.
4. Colorado
5. Tennessee
6. Auburn
7. Southern Cal
8. Michigan
9. Alabama
10. Illinois
11. Nebraska
12. **Clemson**
13. Arkansas
14. Houston
15. Penn St.
16. Virginia
17. Michigan St.
18. Texas Tech
19. Pittsburgh
20. Texas A&M

1990

1. Colorado
2. Georgia Tech
3. Miami
4. Florida St.
5. Washington
6. Notre Dame
7. Tennessee
8. Michigan
9. **Clemson**
10. Texas
11. Penn St.
12. Houston
13. Florida
14. Louisville
15. Michigan St.
16. Texas A&M
17. Oklahoma
18. Iowa
19. Auburn
20. BYU

AP Weekly Rankings

POLL PERFORMANCE

Clemson has been ranked in the AP top 25 for 66 of the last 67 and 25 consecutive polls entering the 1991 season. The only week during this time Clemson was not in the top 25 was October 17, 1989 after a loss to Georgia Tech.

Poll History

DATE	Rnk	Record	Points	FP
Nov. 13, 1939	16	6-1-0	33	1
Nov. 20, 1939	15	7-1-0	33	1
Nov. 27, 1939	14	8-1-0	46	1
Dec. 4, 1939	15	8-1-0	46	1
Dec. 11, 1939	12	8-1-0	122	
Oct. 14, 1940	12	4-0-0	160	
Oct. 21, 1940	13	4-0-0	86	1
Oct. 28, 1940	10	5-0-0	136	2
Oct. 13, 1941	13	4-0-0	108	1
Oct. 20, 1941	14	4-0-0	70	3
Nov. 17, 1941	18	6-1-0	18	
Nov. 24, 1941	16	7-1-0	70	
Nov. 26, 1945	18	6-2-1	16	
Oct. 11, 1948	15	2-0-0	64	
Oct. 18, 1948	14	3-0-0	74	
Oct. 25, 1948	13	4-0-0	125	
Nov. 1, 1948	12	5-0-0	189	6
Nov. 8, 1948	10	6-0-0	284	8
Nov. 15, 1948	9	7-0-0	466	9
Nov. 22, 1948	9	8-0-0	428	8
Nov. 29, 1948	11	9-0-0	629	6
Oct. 2, 1950	18	2-0-0	110	3
Oct. 9, 1950	13	3-0-0	211	4
Oct. 16, 1950	12	3-0-0	285	4
Oct. 23, 1950	16	3-0-1	72	
Oct. 30, 1950	14	4-0-1	105	3
Nov. 6, 1950	13	5-0-1	175	7
Nov. 13, 1950	11	6-0-1	260	7
Nov. 20, 1950	11	7-0-1	207	7
Nov. 27, 1950	10	8-0-1	374	9
Oct. 1, 1951	18	2-0-0	33	
Oct. 8, 1951	16	3-0-0	41	
Dec. 3, 1951	19	7-2-0	17	
Oct. 3, 1955	16	3-0-0	55	
Oct. 15, 1956	15	3-0-1	32	
Oct. 22, 1956	20	3-0-1	47	
Oct. 29, 1956	13	4-0-1	133	
Nov. 5, 1956	11	5-0-1	158	
Nov. 12, 1956	13	5-0-2	88	
Dec. 3, 1956	19	7-1-2	28	
Nov. 11, 1957	14	5-2-0	70	
Preseason, 1958	18		54	
Sept. 29, 1958	10	2-0-0	333	2
Oct. 6, 1958	8	3-0-0	301	4
Oct. 13, 1958	10	4-0-0	404	7
Oct. 20, 1958	10	4-0-0	371	5
Oct. 27, 1958	19	4-1-0	26	
Nov. 3, 1958	17	5-1-0	69	
Nov. 17, 1958	16	6-2-0	152	
Nov. 24, 1958	12	7-2-0	242	1
Dec. 1, 1958	12	8-2-0	246	1
Preseason, 1959	18		92	1
Sept. 21, 1959	5	1-0-0	370	
Sept. 28, 1959	7	2-0-0	336	7
Oct. 12, 1959	15	3-1-0	64	
Oct. 19, 1959	17	3-1-0	60	
Oct. 26, 1959	12	4-1-0	98	2
Nov. 2, 1959	10	5-1-0	224	2
Nov. 9, 1959	11	6-1-0	362	3
Nov. 16, 1959	19	6-2-0	55	
Nov. 23, 1959	14	7-2-0	100	
Nov. 30, 1959	10	8-2-0	190	
Dec. 7, 1959	11	8-2-0	239	
Preseason, 1960	9		76	
Sept. 19, 1960	9	0-0-0	65	
Sept. 26, 1960	7	1-0-0	137	
Oct. 3, 1960	8	2-0-0	101	
Oct. 10, 1960	8	3-0-0	103	

DATE	Rnk	Record	Points	FP
Preseason, 1961*				
Oct. 9, 1961*		1-2-0		
Oct. 23, 1961*		2-3-0		
Preseason, 1963*				
Oct. 18, 1965*		3-2-0		
Oct. 25, 1965*		4-2-0		
Nov. 1, 1965*		5-2-0		
Preseason, 1967*				
Sept. 18, 1967		0-0-0*		
Sept. 25, 1967		1-0-0*		
Oct. 2, 1967		1-1-0*		
Oct. 17, 1977	20	5-1-0	31	
Oct. 24, 1977	16	6-1-0	94	
Oct. 31, 1977	13	7-1-0	160	
Nov. 7, 1977	15	7-1-1	87	
Nov. 14, 1977	15	7-2-1	86	
Nov. 21, 1977	13	8-2-1	164	
Nov. 28, 1977	11	8-2-1	198	
Jan. 3, 1978	19	8-3-1	37	
Preseason, 1978	18		152	
Oct. 23, 1978	20	5-1-0	77	
Oct. 30, 1978	16	6-1-0	311	
Nov. 6, 1978	15	7-1-0	391	
Nov. 13, 1978	12	8-1-0	555	
Nov. 20, 1978	10	9-1-0	749	
Nov. 27, 1978	7	10-1-0	864	
Dec. 4, 1978	7	10-1-0	775	
Jan. 2, 1979	6	11-1-0	950	
Nov. 5, 1979	18	6-2-0	139	
Nov. 12, 1979	14	7-2-0	359	
Nov. 19, 1979	13	8-2-0	487	
Nov. 26, 1979	18	8-3-0	122	
Dec. 3, 1979	18	8-3-0	222	
Sept. 21, 1981	19	3-0-0	227	
Sept. 28, 1981	14	3-0-0	386	
Oct. 5, 1981	9	4-0-0	651	
Oct. 12, 1981	6	5-0-0	889	
Oct. 19, 1981	4	6-0-0	1033	
Oct. 26, 1981	3	7-0-0	1105	
Nov. 2, 1981	2	8-0-0	1201	9
Nov. 9, 1981	2	9-0-0	1272	7
Nov. 16, 1981	2	10-0-0	1290	5
Nov. 23, 1981	2	11-0-0	1234	5
Nov. 30, 1981	1	11-0-0	1351	63
Jan. 3, 1982	1	12-0-0	977	47
Preseason, 1982	11		561	1
Sept. 6, 1982	16	0-1-0	236	
Sept. 13, 1982	16	0-1-0	291	
Oct. 11, 1982	20	3-1-1	89	
Oct. 18, 1982	18	4-1-1	181	
Oct. 25, 1982	15	5-1-1	307	
Nov. 1, 1982	13	5-1-1	415	
Nov. 8, 1982	11	6-1-1	531	
Nov. 15, 1982	10	7-1-1	627	
Nov. 22, 1982	10	8-1-1	654	
Nov. 29, 1982	8	9-1-1	706	
Dec. 6, 1982	7	9-1-1	635	
Jan. 2, 1983	8	9-1-1	656	
Nov. 7, 1983	17	7-1-1	257	
Nov. 14, 1983	13	8-1-1	491	
Nov. 21, 1983	12	9-1-1	571	
Nov. 28, 1983	11	9-1-1	548	
Dec. 5, 1983	12	9-1-1	536	
Jan. 3, 1984	11	9-1-1	585	
Preseason, 1984	4		817	11
Sept. 3, 1984	3	1-0-0	900	2
Sept. 10, 1984	2	2-0-0	1100	15
Sept. 17, 1984	2	2-0-0	1083	15
Sept. 24, 1984	13	2-1-0	473	
Nov. 12, 1984	20	7-2-0	102	

DATE	Rnk	Record	Points	FP
Oct. 6, 1986	20	3-1-0	77	
Oct. 13, 1986	17	4-1-0	293	
Oct. 20, 1986	16	5-1-0	338	
Nov. 10, 1986	15	6-1-0	310	
Nov. 17, 1986	19	6-2-1	156	
Jan. 3, 1987	17	8-2-2	209	
Preseason, 1987	9		682	
Sept. 8, 1987	10	1-0-0	685	
Sept. 15, 1987	8	2-0-0	689	
Sept. 22, 1987	9	3-0-0	777	
Sept. 29, 1987	8	4-0-0	810	
Oct. 5, 1987	8	4-0-0	828	
Oct. 12, 1987	7	5-0-0	880	
Oct. 19, 1987	7	6-0-0	846	
Oct. 26, 1987	14	6-1-0	459	
Nov. 3, 1987	10	7-1-0	599	
Nov. 10, 1987	9	8-1-0	646	
Nov. 17, 1987	9	9-1-0	714	
Nov. 24, 1987	14	9-2-0	347	
Dec. 1, 1987	13	9-2-0	405	
Dec. 8, 1987	14	9-2-0	392	
Jan. 3, 1988	12	10-2-0	537	
Preseason, 1988	4		929	3
Aug. 30, 1988	4	0-0-0	832	3
Sept. 6, 1988	3	1-0-0	1003	3
Sept. 12, 1988	3	2-0-0	940	4
Sept. 19, 1988	12	2-1-0	577	
Sept. 26, 1988	11	3-1-0	609	
Oct. 4, 1988	11	3-1-0	574	
Oct. 11, 1988	11	4-1-0	564	
Oct. 18, 1988	9	5-1-0	700	
Oct. 25, 1988	15	5-2-0	287	
Oct. 31, 1988	17	6-2-0	266	
Nov. 7, 1988	16	7-2-0	321	
Nov. 14, 1988	15	8-2-0	377	
Nov. 21, 1988	13	9-2-0	498	
Nov. 28, 1988	13	9-2-0	488	
Dec. 5, 1988	13	9-2-0	426	
Jan. 3, 1989	9	10-2-0	708	
Preseason, 1989	12		695	
Sept. 5, 1989	10	1-0-0	812	
Sept. 12, 1989	7	2-0-0	1073	
Sept. 19, 1989	7	3-0-0	1156	
Sept. 26, 1989	7	4-0-0	1186	
Oct. 3, 1989	15	4-1-0	665	
Oct. 10, 1989	14	5-1-0	684	
Oct. 24, 1989	22	6-2-0	266	
Oct. 31, 1989	21	7-2-0	412	
Nov. 7, 1989	17	8-2-0	557	
Nov. 14, 1989	15	8-2-0	632	
Nov. 21, 1989	17	8-2-0	557	
Nov. 28, 1989	14	9-2-0	684	
Dec. 5, 1989	14	9-2-0	681	
Dec. 12, 1989	14	9-2-0	643	
Jan. 3, 1990	12	10-2-0	820	
Preseason, 1990	10		919	
Sept. 4, 1990	9	1-0-0	998	
Sept. 11, 1990	16	1-1-0	471	
Sept. 18, 1990	17	2-1-0	479	
Sept. 25, 1990	19	3-1-0	510	
Oct. 2, 1990	16	4-1-0	636	
Oct. 9, 1990	15	5-1-0	690	
Oct. 16, 1990	22	5-2-0	278	
Oct. 23, 1990	19	6-2-0	414	
Oct. 30, 1990	18	7-2-0	424	
Nov. 6, 1990	18	8-2-0	509	
Nov. 13, 1990	17	8-2-0	576	
Nov. 20, 1990	16	9-2-0	595	
Nov. 27, 1990	14	9-2-0	707	
Dec. 4, 1990	14	9-2-0	737	
Jan. 2, 1991	9	10-2-0	950	

Final season rankings in bold face.

*Teams were ranked only 1-10 between 1961 and 1968 and all other top 20 teams getting votes were just grouped together in a list.

FP — First Place votes

Pro Players, All Leagues

Tigers in the Pros

ARIRI, OBED (1980) — PK, 1983 Washington Federals (USFL); 1984 Tampa Bay Buccaneers; 1987 Washington Redskins
 AUSTIN, CLIFF (1982) — TB, 1983-1984 New Orleans Saints; 1984-86, Atlanta Falcons; 1987 Tampa Bay Bucs
 BALDWIN, BOB (1964) — Back, 1966-67 Baltimore Colts
 BARNES, GARY (1961) — OE, 1962-63 Green Bay Packers; 1963 Dallas Cowboys; 1964 Chicago Bears; 1966-67 Atlanta Falcons; first player signed and scored first points by a Falcon
 BENISH, DAN (1982) — DT, 1983-86, Atlanta Falcons; 1987-88 Washington Redskins; 1987 Super Bowl Champion
 *BOSTIC, JEFF (1979) — C, 1980-Present, Washington Redskins; 1983 and 1987 Super Bowl Champions
 BOSTIC, JOE (1978) — OG, 1979-88 St. Louis Cardinals
 BOYER, SHELTON (1985) — WR, 1987 Miami Dolphins
 *BREWSTER, DOUG (1990) — LB, 1991 Saskatchewan Roughriders
 BROOKS, JONATHAN (1978) — LB, 1979 Detroit Lions; 1980 Atlanta Falcons; 1983-84 Philadelphia Stars (USFL); 1984 USFL Champions
 BROWN, LESTER (1979) — TB, 1980-81 Saskatchewan Roughriders; 1983 Montreal Concordes; 1984-85 Toronto Argonauts; 1986 Winnipeg Blue Bombers
 *BRYANT, JEFF (1981) — DT, 1982-Present Seattle Seahawks, 1st Round Draft Choice, 6th Player Chosen
 BUTLER, JERRY (1978) — WR, 1979-87 Buffalo Bills; AFC Offensive Rookie of the Year; 1st round draft choice, fifth player chosen
 CAGLE, JOHN (1968) — DT-LB-G, 1969 Boston Patriots
 CALLICUTT, KEN (1977) — TB, 1978-1982 Detroit Lions
 CHUY, DON (1962) — OG, 1963-68 Los Angeles Rams; 1969 Philadelphia Eagles
 CLARK, BRIAN (1981) — OG, 1982 Denver Broncos
 CLARK, DWIGHT (1978) — WR, 1979-87 San Francisco 49ers; led NFC in receiving, 1981-82; Super Bowl Champions, 1981 and 1984; NFL Pro Bowl, 1982-83
 CLINE, DOUG (1959) — LB, 1960-66 Houston Oilers; 1966 San Diego Chargers


ALL-PROS

A former Clemson player has played in the Pro Bowl in Hawaii each of the last four years, including a single season high of three (Michael Dean Perry, David Treadwell and Johnny Rembert) in 1989.

*COLEY, JAMES (1988) — TE, 1990 Chicago Bears
 CONE, FRED (1950) — Back-PK, 1951-57 Green Bay Packers; 1960 Dallas Cowboys; 1955 NFL Field Goal Leader
 COOPER, GARY (1989) — WR, 1991 Montreal Machine
 CORDILEONE, LOU (1959) — DE-DT-OG, 1960 New York Giants; 1961 San Francisco 49ers; 1962 Los Angeles Rams; 1962-63 Pittsburgh Steelers; 1967-68 New Orleans Saints; 1st Round Draft Choice
 CUNNINGHAM, BENNIE (1975) — TE, 1976-85 Pittsburgh Steelers; 1st Round Draft Choice; 28th Player Chosen; 1978 and 1979 Super Bowl Champions
 DAIGNEAULT, DOUG (1959) — Back, 1960-63 Ottawa Rough Riders; 1964-65 Winnipeg Blue Bombers
 DANFORTH, KENNY (1985) — SS, 1987 L.A. Raiders
 DAVIS, BILLY (1983) — LB, 1984 St. Louis Cardinals
 DAVIS, JEFF (1981) — LB, 1982-87 Tampa Bay Bucs
 DAVIS, TY (1984) — CB, 1985-86 New York Giants. Injured reserve entire 1986 season with Super Bowl Champions; 1987 Detroit Lions
 DIGGS, BUBBA (1981) — TE, 1983 Washington Federals (USFL)
 DOLCE, CHRIS (1979) — OG, 1983 Washington Federals (USFL)
 DRIVER, STACEY (1985) — TB, 1987 Cleveland Browns
 DUKES, MIKE (1958) — LB, 1960-63 Houston Oilers; 1964-65 Boston Patriots; 1965 New York Jets
 *DUNN, K.D. (1984) — TE, 1985 Tampa Bay Bucs; 1987 Washington Redskins; 1988 New York Jets; 1991 Montreal Machine
 DURHAM, STEVE (1980) — DE, 1982 Baltimore Colts
 EPPES, ROY (1977) — DB, 1983 Tampa Bay Bandits (USFL); 1984 Arizona Wranglers (USFL)
 FARR, JAMES (1983) — OG 1984 Washington Federals (USFL); 1985 Orlando Renegades (USFL)



Jerry Butler was one of Clemson's all-time greats in the 1970s. He went on to a stellar pro career with the Buffalo Bills. He set the NFL rookie receiving record in 1979 when he caught 10 passes for 255 yards and four touchdowns from Joe Ferguson, who is congratulating him in the photo above after that game against the New York Jets.



*FLAGLER, TERENCE (1986) — TB, 1987-89 San Francisco 49ers; 1990 Dallas Cowboys; 1990-present Phoenix Cardinals; 1987 first round pick, 25th player chosen, 1988-89 Super Bowl Champions

FLOWERS, KENNY (1986) — TB, 1987, 89 Atlanta Falcons

FRITTS, GEORGE (1941) — OT, 1945 Philadelphia Eagles

FULLER, STEVE (1978) — QB, 1979-1983 Kansas City Chiefs; 1983 Los Angeles Rams; 1984-87 Chicago Bears; 1988 San Diego Chargers, 1st Round Draft Choice, 23rd Player Chosen; 1985 Super Bowl Champions

GAGE, BOBBY (1948) — TB, 1949-50 Pittsburgh Steelers; 1st Round Draft Choice

GRIFFIN, STEVE (1986) — TB, 1987 Atlanta Falcons

*HALL, DELTON (1986) — CB, 1987-present Pittsburgh Steelers; 1987 NFL All-Rookie Team

HALL, HOLLIS (1981) — DB, 1983 Arizona Wranglers (USFL); 1984 Houston Gamblers (USFL); First pick of San Diego Chargers, 1982 draft

HATCHER, DALE (1984) — P, 1985-89 Los Angeles Rams; 1985 All-Pro; 1985 All-Rookie; 1985 Pro Bowl Team; First Kicker Chosen in 1985 Draft.

HARRELL, RICKY (1972) — C, 1973 New York Jets

HAYES, RUDY (1958) — LB, 1959-60, 1962 Pittsburgh Steelers

HEADEN, ANDY (1982) — LB, 1983-88 New York Giants; 1986 Super Bowl Champions

HEFNER, LARRY (1971) — LB, 1972-75 Green Bay Packers

HENDLEY, DICK (1950) — QB, 1951 Pittsburgh Steelers

HENDLEY, RICHARD (1980) — P, 1984 Jacksonville Bulls (USFL)

HUDSON, BILL (1956) — DT, 1957-60 Montreal Alouettes; 1961-62 San Diego Chargers; 1963 Boston Patriots; Pro Bowl 1962

HUDSON, BOB (1950) — DE-LB-DB, 1951-52 New York Giants, 1953-55, 1957-58 Philadelphia Eagles; 1959 Washington Redskins; 1960 Dallas Texans; 1960-61 Denver Broncos

*IGWEBUIKE, DONALD (1984) — PK, 1985-89 Tampa Bay Bucs; 1990-present Minnesota Vikings

INABINET, CLARENCE (1935) — OG, 1936 Rochester Tigers

JENKINS, RALPH (1946) — C, 1947 Pittsburgh Steelers

*JOHNSON, TRACY (1988) — FB, 1989 Houston Oilers; 1990-present Atlanta Falcons

*JENNINGS, KEITH (1988) — WR, 1989 Dallas Cowboys; 1991 Montreal Machine

JORDAN, HOMER (1982) — QB, 1983-1985 Saskatchewan Roughriders; 1985 Ottawa Roughriders; 1986 Winnipeg Blue Bombers; 1987 Cleveland Browns

KENNEY, STEVE (1978) — OT, 1979-86 Philadelphia Eagles; 1986-1987 Detroit Lions

*KINARD, TERRY (1982) — DB, 1983-89, New York Giants; 1990-present Houston Oilers; 1st Round Draft Choice, 10th Player Chosen, 1983 All-Rookie Team; 1986 Super Bowl Champion

LATIMER, AL (1978) — DB, 1979 Philadelphia Eagles; 1980 San Francisco 49ers; 1981 Winnipeg Blue Bombers; 1982-84 Detroit Lions

*MACK, KEVIN (1983) — RB, 1984 Los Angeles Express (USFL); 1985-Present Cleveland Browns, 1985 and 1987 Pro Bowl, 1985 All-Rookie Team

MACK, TERENCE (1986) — DE, 1987 St. Louis Cardinals

MASS, WAYNE (1967) — T, 1968-70 Chicago Bears; 1971 Miami Dolphins; 1972 New England Patriots; 1972 Philadelphia Eagles

MATHEWS, RAY (1950) — End, 1951-59 Pittsburgh Steelers; 1960 Dallas Cowboys; 1952, 1953, 1955 NFL Pro Bowl

MATHIS, BILL (1959) — RB, 1960-62 New York Titans; 1963-69 New York Jets; 1969 Super Bowl Winner; 1961 All-Pro; AFL Pro Bowl 1960, 61, 63

McCALL, JEFF (1982) — FB-TE, 1983 Los Angeles Raiders, 1983 Super Bowl Champions

McCANLESS, JIM (1958) — OG, 1960 Houston Oilers

*McCULLOUGH, RICHARD (1988) — DT, 1989-90 Denver Broncos; 1991 Indianapolis Colts

McFADDEN, BANKS (1939) — Back, 1940 Brooklyn Dodgers

McMAKIN, JOHN (1971) — TE, 1972-74 Pittsburgh Steelers; 1975 Detroit Lions; 1976 Seattle Seahawks; 1975 Super Bowl Champions



William Perry had his finest year with the Chicago Bears in 1990. He was a national champion at Clemson in 1981 and Super Bowl champ with Chicago his rookie year.

McSWAIN, CHUCK (1982) — RB, 1983-1984 Dallas Cowboys; 1987 New England Patriots

*McSWAIN, ROD (1983) — DB, 1984-90 New England Patriots

MILTON, ELDRIDGE (1985) — 1987 Chicago Bears

MOORE, OTIS (1989) — 1991 Birmingham Fire

MULLIGAN, WAYNE (1969) — C, 1969-73 St. Louis Cardinals; 1974-75 New York Jets

OLSON, HAROLD (1959) — OT, 1960-62 Buffalo Bills; 1963-64 Denver Broncos; 1962 All-Pro

OLSZEWSKI, HARRY (1967) — OG, 1969-70 Montreal Alouettes

PAGLIEI, JOE (1955) — Back, 1959 Philadelphia Eagles; 1960 New York Titans

PATTON, BOB (1951) — OT, 1952 New York Giants

PEEPLS, KEN (1974) — OG, 1975 Winnipeg Blue Bombers

*PERRY, MICHAEL DEAN (1987) — DT, 1988-present Cleveland Browns; 1988 All-Rookie Team; 1989, 1990 All-Pro; 1989, 1990 Pro Bowl

*PERRY, WILLIAM (1984) — MG-FB, 1985-Present Chicago Bears; 1985 Super Bowl Champion, 1985 All-Rookie Team, 1985 First Round Pick, 22nd Player Chosen.

*PLEASANT, REGGIE (1984) — CB, 1985 Atlanta Falcons; 1986-present Toronto Argonauts; 1988, 1990 All-Division

POOLE, BOB (1963) — End, 1964-65 San Francisco 49ers; 1966-67 Houston Oilers

POTTS, ROBERT (1919) — Tackle, 1926 Frankford Yellow Jackets

REESE, ARCHIE (1977) — DE, 1978-81 San Francisco 49ers; 1981 Super Bowl Champions; 1982-83 Los Angeles Raiders; 1983 Super Bowl Champions; 1984 Pittsburgh Maulers (USFL)

REEVES, MARION (1973) — TB, 1974 Philadelphia Eagles; 1975-76 Winnipeg Blue Bombers

*REMBERT, JOHNNY (1982) — LB, 1983-Present, New England Patriots; 1988 All-Pro; 1988 Pro Bowl

*RIGGS, JIM (1986) — TE, 1987-present Cincinnati Bengals

ROBINSON, JAMES (1983) — DT, 1984-1985 Los Angeles Express (USFL)

ROME, STAN (1975) — OE, 1979-82 Kansas City Chiefs; 1983 Washington Federals (USFL)

SCOTT, JIM (1983) — DL, 1985 Orlando Renegades

SCOTT, RANDY (1980) — LB, Winnipeg 1980

SIMS, MARVIN (1979) — FB, 1980-1981 Baltimore Colts

*SMITH, RICHARD (1988) — DB, 1991, Raleigh-Durham Skyhawks

SMITH, RONNIE (1977) — LB, 1980 Saskatchewan Roughriders

STUCKEY, JIM (1979) — DT, 1980-86 San Francisco 49ers; 1986 New York Jets; 1987 San Diego Chargers; 1st Round Draft Choice, 20th player chosen; 1981 and 1984 Super Bowl Champions

SWIFT, BOB (1963) — FB-C-G, 1964-65 British Columbia Lions; 1966-70 Toronto Argonauts; 1971-78 Winnipeg Blue Bombers; All-Pro 1972, 1974

TESTERMAN, DON (1975) — RB, 1976-78 Seattle Seahawks; 1979 Washington Redskins; 1980 Miami Dolphins

THOMPSON, DAVE (1970) — C-OG-OT, 1971-73 Detroit Lions;
1974-75 New Orleans Saints
THORSLAND, OSCAR (1962) — End, 1963 Ottawa Rough Riders
TIMMONS, CHARLIE (1941) — Back, 1946 Brooklyn Dodgers
*TREADWELL, DAVID (1987) — PK, 1989-present Denver Broncos;
1989 Pro Bowl; 1989 All-Rookie Team
TINSLEY, SID (1944) — Back, 1945 Pittsburgh Steelers
TRIPLETT, DANNY (1982) — LB, 1984 Washington Federals
TUTEN, RICH (1978) — DL, 1980 Ottawa Rough Riders

CLEMSON ALUMNI NFL HONORS

NFL Player of the Year

1982 — Dwight Clark, (Sports Illustrated)

AFC Rookie of the Year

1979 — Jerry Butler, Buffalo Bills (UPI, Sporting News)
1985 — Kevin Mack, Cleveland Browns

All-Rookie Team

1979 — Jerry Butler, Buffalo Bills
Joe Bostic, St. Louis Cardinals
1980 — Jim Stuckey, San Francisco 49ers
1983 — Terry Kinard, New York Giants
1985 — Kevin Mack, Cleveland Browns
William Perry, Chicago Bears
Dale Hatcher, Los Angeles Rams
1987 — Delton Hall, Pittsburgh Steelers
1988 — Michael Dean Perry, Cleveland Browns
1989 — David Treadwell, Denver Broncos

Led League in a Category

1940 — Banks McFadden, Brooklyn Dodgers
NFL in yards/rushing attempt
1955 — Fred Cone, Green Bay, NFL in Field Goals (16-24)
1981 — Dwight Clark, San Francisco, NFC in Receptions
1982 — Dwight Clark, San Francisco, NFC in Yardage,
NFL in Receptions
1985 — Dale Hatcher, LA Rams, NFL in Net Punting


All-Pro Selections

1961 — Bill Mathis, New York Jets, FB
1962 — Harold Olson, Buffalo Bills, T
1977 — Charlie Waters, Dallas Cowboys, DB
1978 — Charlie Waters, Dallas Cowboys, DB
1982 — Dwight Clark, San Francisco 49ers, WR
1983 — Jeff Bostic, Washington Redskins, C
1985 — Dale Hatcher, Los Angeles Rams, P
1988 — Johnny Rembert, New England Patriots,
LB (Sports Illustrated)
1989 — Michael Dean Perry, Cleveland Browns, DT
1990 — Michael Dean Perry, Cleveland Browns, DT

Pro Bowl Selections (by season, not calendar)

1953 — Ray Mathews, HB, Pittsburgh
1955 — Ray Mathews, HB, Pittsburgh
1960 — Bill Mathis, RB, New York Jets
1962 — Bill Hudson, DT, San Diego Chargers
1963 — Bill Mathis, RB, New York Jets
1976 — Charlie Waters, DB, Dallas Cowboys
1977 — Charlie Waters, DB, Dallas Cowboys
1978 — Charlie Waters, DB, Dallas Cowboys
1980 — Jerry Butler, WR, Buffalo Bills
1982 — Dwight Clark, WR, San Francisco 49ers
1983 — Dwight Clark, WR, San Francisco 49ers
Jeff Bostic, C, Washington Redskins
1985 — Kevin Mack, RB, Cleveland Browns
Dale Hatcher, P, Los Angeles Rams
1987 — Kevin Mack, RB, Cleveland Browns
1988 — Johnny Rembert, LB, New England Patriots
Terry Kinard, FS, New York Giants
1989 — Michael Dean Perry, DT, Cleveland Browns
David Treadwell, PK, Denver Broncos
Johnny Rembert, New England Patriots
1990 — Michael Dean Perry, DT, Cleveland Browns

*TUTTLE, PERRY (1981) — WR, 1982-83 Buffalo Bills; 1984 Tampa Bay Buccaneers; 1984 Atlanta Falcons; 1986-Present Winnipeg Blue Bombers; 4th in CFL in Receiving in 1986; 1987 All-CFL; 1990 Grey Cup Champions; 1st Round NFL Draft Choice, 19th Player Chosen
WALLS, HENRY (1985) — LB, 1987 New York Jets; 1991 Montreal Machine
WALTERS, JOEY (1976) — WR-DB, 1977 Winnipeg Blue Bombers; 1977-78, 1980-82 Saskatchewan Roughriders; 1979 British Columbia Lions; 1983-84 Washington Federals (USFL); 1985 Orlando Renegades (USFL); 1987 Houston Oilers; 1982 All-CFL; 1982 Leading Pass Receiver in CFL; 1982 Set CFL Pass Receiving Record
WASHINGTON, JAY (1973) — RB, 1974-79 Winnipeg Bombers; 1980, Saskatchewan Roughriders; 1976 CFL Rushing Leader
WATERS, CHARLIE (1969) — CB, 1970-78, 80-81 Dallas Cowboys; 1971, 1977 Super Bowl Champions; 1977, 1978 All-Pro; 1976, 1977, 1978 Pro Bowl; selected to All-time Cowboy Team
WELLS, JOEL (1956) — Back, 1957-60 Montreal Alouettes; 1961 New York Giants
WHITE, HARVEY (1959) — QB, 1960 Boston Patriots; First Player ever signed by Patriots
WILLIAMS, KEITH (1986) — LB, 1987 L.A. Raiders
WILLIAMS, PERRY (1986) — CB, 1987 New England Patriots
WILLIAMS, RAY (1986) — WR, 1987 Cleveland Browns
*WOOLFORD, DONNELL (1988) — CB, 1989-present Chicago Bears
WORTHY, FRED (1983 Track) — End, 1984 Oakland Invaders



Harvey White was the first player ever chosen by the Boston Patriots. He was an All-ACC performer and started for three bowl teams at Clemson.

Draft By Season

PRO POTENTIAL

Clemson had eight players chosen in 1991 NFL draft, the second highest total in Tiger history. Only the seniors off the 1982 team had more with 10 selections.

Tigers In The Pros

* Denotes played in NFL, \$ Denotes Played in Canada, # Denotes played in USFL, @ Denotes One of Many "First Round" Selections in old AFL draft system.

Date	Round	Overall Choice	Name, Pos	Team
12-8-38	3		Don Willis, B	New York Giants
	14		Gus Goins, E	Chicago Cardinals
12-9-39	1	3	*Banks McFadden, B	Brooklyn Dodgers
	11		Joe Payne, G	New York Giants
	18		Shad Bryant, B	Chicago Cardinals
12-22-41	5		Joe Blalock, E	Detroit Lions
	17		*Charlie Timmons, B	Washington Redskins
4-8-43	18		Marion Butler, B	Chicago Bears
4-6-45	8		Billy Poe, B	Chicago Bears
1-14-46	6		Marion Woods, G	Pittsburgh Steelers
	13		Tim Hough, G	Green Bay Packers
	27		Frank Saunders, T	Green Bay Packers
12-16-46	14		*Ralph Jenkins, C	Pittsburgh Steelers
12-21-48	1		*Bobby Gage, B	Pittsburgh Steelers
	2		Bobby Gage, B	Baltimore Colts (AAFC)
	7		Frank Gillespie, G	Philadelphia Eagles
1-18-51	3		*Fred Cone, B	Green Bay Packers
	7		*Ray Mathews, B	Pittsburgh Steelers
	11		Dumb Dumb Wyndham, LB	New York Yanks
	12		*Bob Hudson, E	New York Giants
	22		*Dick Hendley, B	Pittsburgh Steelers
	25		Jackie Calvert, T	Los Angeles Rams
1-12-52	5		*Bob Patton, T	New York Giants
	13		Billy Hair, B	Green Bay Packers
1-22-53	6		Tom Barton, G	Pittsburgh Steelers
	10		Dreher Gaskin, E	Detroit Lions
	18		Jim Shirley, B	Chicago Bears
1-28-54	24		Nathan Gressette, T	Philadelphia Eagles
1-27-55	16		Clyde White, G	Philadelphia Eagles
	21		Buck George, B	Washington Redskins
	28		Wingo Avery, C	Philadelphia Eagles
1-12-56	4		B.C. Inabinet, T	Baltimore Colts
	22		Dick Marazza, T	Detroit Lions
	25		Billy O'Dell, B	Pittsburgh Steelers
1-31-57	2		*Joel Wells, B	Green Bay Packers
	3		*Bill Hudson, T	Chicago Cardinals
12-2-57	17		Bill Thomas, C	Los Angeles Rams
	24		Jim Padgett, C	Philadelphia Eagles
12-2-58	14		*Mike Dukes, B	San Francisco 49ers
	14		Jack Smith, T	Philadelphia Eagles
	16		Morris Keller, T	Baltimore Colts
	20		Jim Payne, G	Philadelphia Eagles
	20		*Rudy Hayes, B	Pittsburgh Steelers
1959	1		*Lou Cordileone, T	New York Giants
	@1		Lou Cordileone, T	Buffalo Bills (AFL)
	2		*Harold Olson, T	Chicago Cardinals
	@1		Harold Olson, T	Buffalo Bills (AFL)
	1		*Harvey White, QB	New England Patriots (AFL)
	8		*Bill Mathis, HB	San Francisco 49ers
	@1		Bill Mathis, HB	Denver Broncos (AFL)
	14		*Doug Cline, FB	New York Giants



Banks McFadden was Clemson's first first-round pick as he was the third choice of the 1939 draft. He played just one year for the Brooklyn Dodgers, led the NFL in yards/carry, then retired to coach at Clemson.

12-27-60	5		Ron Osborne, T	Baltimore Colts
	10		Jimmy King, T	St. Louis Cardinals
	14		Jimmy King, T	Houston Oilers (AFL)
	12		Lowndes Shingler, QB	Dallas Cowboys
	9		Lowndes Shingler, QB	Oakland Raiders (AFL)
12-4-61	3		*Gary Barnes, E	Green Bay Packers
	9		Gary Barnes, E	New York Titans (AFL)
	29		Ron Osborne, T	Houston Oilers (AFL)
12-3-62	5		*Don Chuy, T	Los Angeles Rams
	5		Don Chuy, T	Houston Oilers (AFL)
12-2-63	2		Pat Crain, HB	Chicago Bears
	8		*Bob Poole, E	San Francisco 49ers
	14		Johnny Case, E	Baltimore Colts
11-28-64	5		John Boyette, T	Buffalo Bills (AFL)
	17		John Boyette, T	Cleveland Browns
11-27-65	7		Randy Smith, LB	New York Jets (AFL)
	9		Wayne Page, DE	San Diego Chargers (AFL)
	12		Wayne Page, DE	Chicago Bears
	12		Ricky Johnson, T	St. Louis Cardinals
3-14-67	14	360	Floyd Rogers, T	Cleveland Browns
1-30-68	3	64	*Harry Olszewski, G	Cleveland Browns
	4	99	*Wayne Mass, T	Chicago Bears
	5	134	Jackie Jackson, RB	Cleveland Browns
	9	230	Frank Liberatore, DB	Washington Redskins
1-28-69	8	201	*Wayne Mulligan, C	St. Louis Cardinals
	14	344	*John Cagle, LB	Boston Patriots

Date	Round	Overall Choice	Name, Pos	Team
1-27-70	3	66	*Charlie Waters, DB	Dallas Cowboys
	11	283	Ivan Southerland, T	Dallas Cowboys
	14	347	Jack King, G	San Francisco 49ers
1-28-71	2	30	*Dave Thompson, LB	Detroit Lions
2-1-72	3	63	*John McMakin, TE	Pittsburgh Steelers
	9	217	Don Kelley, DB	Pittsburgh Steelers
	14	346	*Larry Hefner, LB	Green Bay Packers
1-30-73	6	155	*Rick Harrell, C	New York Jets
	11	266	Ed Seigler, PK	Chicago Bears
1-29-74	6	131	\$Jay Washington, RB	Kansas City Chiefs
4-8-76	1	28	*Bennie Cunningham, TE	Pittsburgh Steelers
	10	282	*Don Testerman, RB	Miami Dolphins
	11	303	Craig Brantley, WR	New York Giants
	15	424	Gary Alexander, T	Baltimore Colts
5-2-78	5	127	*Archie Reese, DT	San Francisco 49ers
	8	213	#Roy Eppes, DB	New York Jets
	11	305	Lacy Brumley, OT	Denver Broncos
5-3-79	1	5	*Jerry Butler, WR	Buffalo Bills
	1	23	*Steve Fuller, QB	Kansas City Chiefs
	3	64	*Joe Bostic, OT	St. Louis Cardinals
	4	92	*Jonathan Brooks, LB	Detroit Lions
	10	249	*Dwight Clark, WR	San Francisco 49ers
	11	277	*Stan Rome, WR	Kansas City Chiefs
4-29-80	1	20	*Jim Stuckey, DT	San Francisco 49ers
	7	189	\$Lester Brown, RB	Dallas Cowboys
	12	324	*Marvin Sims, FB	Baltimore Colts
4-28-81	6	140	*Steve Durham, DT	Seattle Seahawks
	7	178	*Obed Ariri, PK	Baltimore Colts
4-27-82	1	6	*Jeff Bryant, DT	Seattle Seahawks
	1	19	\$*Perry Tuttle, WR	Buffalo Bills
	5	128	*Jeff Davis, LB	Tampa Bay Bucs
	7	188	#Hollis Hall, DB	San Diego Chargers


CLEMSON'S FIRST ROUND PICKS

Year	Name	Pick	Team
1939	Banks McFadden	3rd	Brooklyn Dodgers
1949	Bobby Gage, RB	NA	Pittsburgh Steelers
1960	Lou Cordileone, L	NA	New York Giants
1976	Bennie Cunningham, TE	28th	Pittsburgh Steelers
1979	Jerry Butler, WR	5th	Buffalo Bills
1979	Steve Fuller, QB	23rd	Kansas City Chiefs
1980	Jim Stuckey, DT	20th	San Francisco 49ers
1982	Jeff Bryant, DT	6th	Seattle Seahawks
1982	Perry Tuttle, WR	19th	Buffalo Bills
1983	Terry Kinard, FS	10th	New York Giants
1985	William Perry, MG	22nd	Chicago Bears
1987	Terrence Flagler, TB	25th	San Francisco 49ers
1988	Donnell Woolford, CB	11th	Chicago Bears

	9	225	Tony Berryhill, C	Baltimore Colts
	12	327	*Brian Clark, OG	Denver Broncos
4-26-83	1	10	*Terry Kinard, FS	New York Giants
	3	66	*Cliff Austin, TB	New Orleans Saints
	4	101	*Johnny Rembert, LB	New England Patriots
	5	135	*Chuck McSwain, RB	Dallas Cowboys
	7	194	*Jeff McCall, FB	Los Angeles Raiders
	8	205	*Andy Headen, LB	New York Giants
	11	282	#Danny Triplett, LB	Los Angeles Rams
	11	290	Bob Mayberry, OG	Seattle Seahawks
	11	298	Brian Butcher, OG	Minnesota Vikings
	12	318	Frank Magwood, WR	New York Giants
5-1-84	3	63	*Rod McSwain, DB	Atlanta Falcons
	6	143	#Jim Scott, DE	New York Giants
	8	213	Bob Paulling, PK	St. Louis Cardinals
	11	295	Edgar Pickett, LB	Minnesota Vikings
	12	320	William Devane, DT	Miami Dolphins
	12	326	Murray Jarman, WR	Denver Broncos

Supplemental Draft of USFL Players

	1	11	*Kevin Mack, FB	Cleveland Browns
	2	31	#James Robinson, DT	New York Giants
	3	84	#James Farr, OG	Los Angeles Raiders
4-30-85	1	22	*William Perry, MG	Chicago Bears
	3	58	*Tyrone Davis, DB	New York Giants
	3	77	*Dale Hatcher, P	Los Angeles Rams
	5	116	*K.D. Dunn, TE	St. Louis Cardinals
	6	152	\$*Reggie Pleasant, CB	Atlanta Falcons
	10	260	*Donald Igwebuikwe, PK	Tampa Bay Bucs
4-28-87	1	25	*Terrence Flagler, RB	San Francisco 49ers
	2	31	*Kenny Flowers, TB	Atlanta Falcons
	2	38	*Delton Hall, CB	Pittsburgh Steelers
	4	103	*Jim Riggs, TE	Cincinnati Bengals
4-24-88	2	50	*Michael Dean Perry, DT	Cleveland Browns
	3	81	Tony Stephens	New Orleans Saints
	12	322	James Earle, LB	Pittsburgh Steelers
4-23-89	1	11	*Donnell Woolford, CB	Chicago Bears
	4	97	*Richard McCullough, DT	Denver Broncos
	5	113	*Keith Jennings, WR	Dallas Cowboys
	10	257	Ty Granger, OT	Tampa Bay Bucs
	10	271	*Tracy Johnson, FB	Houston Oilers
4-22-90	9	241	Terry Allen, TB	Minnesota Vikings
	10	260	Gary Cooper, WR	New Orleans Saints
	10	274	Otis Moore, DT	New York Giants
4-12-91	2	41	Jerome Henderson, CB	New England Patriots
	2	51	Doug Thomas, WR	Seattle Seahawks
	2	53	John Johnson, OLB	San Francisco 49ers
	3	78	Chris Gardocki, P-PK	Chicago Bears
	4	86	Dexter Davis, CB	Phoenix Cardinals
	5	117	Vance Hammond, DT	Phoenix Cardinals
	10	271	Eric Harmon, OG	Philadelphia Eagles
	11	301	Stacy Long, OT	Chicago Bears



Donnell Woolford was a first-round choice of the Bears in the 1989 draft and has been a starter in Mike Ditka's secondary his first two seasons.

Draft & Roster By NFL Team

Tigers in the Pros

American Football Conference

BUFFALO BILLS

Draft Choices				
Year	Pick	Rd	Name, Pos	
1960		*1	Lou Cordileone, T	
1960		*1	Harold Olson, T	
1965		\$5	John Boyette, T	
1979	5	1	Jerry Butler, WR	
1982	19	1	Perry Tuttle, WR	
All-Time Roster				
Name, Pos	Year			
Jerry Butler, WR	1979-83, 85-87			
Harold Olson, T	1960-62			
Perry Tuttle, WR	1982-83			

Name, Pos	Year
Jerry Butler, WR	1979-83, 85-87
Harold Olson, T	1960-62
Perry Tuttle, WR	1982-83

CINCINNATI BENGALS

Draft Choice				
Year	Pick	Rd	Name, Pos	
1987	103	4	Jim Riggs, TE	
All-Time Roster				
Name, Pos	Years			
Jim Riggs, TE	1987-90			

Name, Pos	Years
Jim Riggs, TE	1987-90

CLEVELAND BROWNS

Draft Choices				
Year	Pick	Rd	Name, Pos	
1965		17	John Boyette, T	
1967	360	14	Floyd Rogers, DT	



David Treadwell was a Pro Bowl kicker for Denver in 1989 and has been in the top three kick-scorers in the AFC the last two years.

1968	64	3	Harry Olszewski, G
1968	134	5	Jackie Jackson, RB
1985	11	†1	Kevin Mack, RB
1988	50	2	Michael Dean Perry, DT

All-Time Roster				
Name, Pos	Years			
Kevin Mack, RB	1985-90			
Stacey Driver, TB	1987			
Homer Jordan, QB	1987			
Michael Dean Perry, DT	1988-90			
Ray Williams, WR	1987			

DENVER BRONCOS

Draft Choices				
Year	Pick	Rd	Name, Pos	
1960		*1	Bill Mathis, RB	
1978	305	11	Lacy Brumley, OT	
1982	327	12	Brian Clark, OT	
1984	326	12	Murray Jarman, WR	
1989	97	4	Richard McCullough, DT	

All-Time Roster				
Name, Pos	Years			
Brian Clark, OT	1982			
Bob Hudson, LB	1960-61			
Richard McCullough, DT	1990			
Harold Olson, T	1963-64			
David Treadwell, PK	1989-90			

HOUSTON OILERS

Draft Choices				
Year	Pick	Rd	Name, Pos	
1960		*1	Doug Cline, LB	
1961		14	Jimmy King, T	
1962		29	Ron Osborne, T	
1963		5	Don Chuy, T	
1964		15	Pat Crain, FB	
1989	271	10	Tracy Johnson, FB	

All-Time Roster				
Name, Pos	Years			
Doug Cline, LB	1960-66			
Mike Dukes, LB	1960-63			
Tracy Johnson, FB	1989			
Terry Kinard, FS	1990			
Jim McCandless, G	1960			
Bob Poole, TE	1966-67			
Joey Walters, WR	1987			

INDIANAPOLIS/BALTIMORE COLTS

Draft Choices				
Year	Pick	Rd	Name, Pos	
1956		4	B.C. Inabinet, T	
1959		16	Morris Keller, T	
1961		5	Ron Osborne, T	
1964		14	John Case, E	
1976	424	15	Gary Alexander, T	
1980	324	12	Marvin Sims, FB	
1981	178	7	Obed Ariri, PK	
1982	225	9	Tony Berryhill, C	

All-Time Roster				
Name, Pos	Years			
Bob Baldwin, B	1966-67			
Steve Durham, DE	1982			
Marvin Sims, RB	1980-81			

KANSAS CITY CHIEFS

Draft Choices				
Year	Pick	Rd	Name, Pos	
1974	131	6	Jay Washington, RB	

BEARS LIKE TIGERS

When the Chicago Bears open camp this July, no less than six former Clemson players will be in their camp. Last year Donnell Woolford, James Coley and William Perry all played for the Bears, and they have added James Lott via free agency, and Stacy Long and Chris Gardocki via the draft.

1979	23	1	Steve Fuller, QB
1979	277	11	Stan Rome, WR

All-Time Roster				
Name, Pos	Years			
Steve Fuller, QB	1979-83			
Stan Rome, WR	1979-82			

LOS ANGELES/OAKLAND RAIDERS

Draft Choices				
Year	Pick	Rd	Name, Pos	
1961		9	Lowndes Shingler, QB	
1983	194	7	Jeff McCall, FB	
1985	84	†3	James Farr, OG	

All-Time Roster				
Name, Pos	Years			
Kenny Danforth, SS	1987			
Jeff McCall, TE	1983			
Archie Reese, DT	1982-83			
Keith Williams, LB	1987			

MIAMI DOLPHINS

Draft Choices				
Year	Pick	Rd	Name, Pos	
1976	282	10	Don Testerman, RB	
1984	320	12	William Devane, DT	

All-Time Roster				
Name, Pos	Years			
Shelton Boyer, WR	1987			
Wayne Mass, T	1971			
Don Testerman, RB	1980			

NEW ENGLAND PATRIOTS

Draft Choices				
Year	Pick	Rd	Name, Pos	
1960		1	Harvey White, QB	
1969	344	14	John Cagle, LB	
1983	101	4	Johnny Rembert, LB	
1991	41	2	Jerome Henderson, CB	

All-Time Roster				
Name, Pos	Years			
John Cagle, DT-LB-G	1969			
Mike Dukes, LB	1964-65			
Bill Hudson, DT	1963			
Wayne Mass, T	1972			
Rod McSwain, DB	1984-90			
Chuck McSwain, TB	1987			
Johnny Rembert, LB	1983-90			
Harvey White, QB	1960			
Perry Williams, CB	1987			

NEW YORK JETS

Draft Choices				
Year	Pick	Rd	Name, Pos	
1962		9	Gary Barnes, E	
1966		7	Randy Smith, LB	
1973	155	6	Rick Harrell, C	
1978	213	8	Roy Epps, S	

All-Time Roster				
Name, Pos	Years			
Mike Dukes, LB	1965			
K.D. Dunn, TE	1989			
Ricky Harrell, C	1973			
Jim Stuckey, DT	1986			
Henry Walls, LB	1987			

PITTSBURGH STEELERS

Draft Choices

Year	Pick	Rd	Name, Pos
1946		6	Marion Woods, G
1947		14	Ralph Jenkins, C
1949		1	Bobby Gage, B
1951		7	Ray Mathews, B
1951		22	Dick Hendley, B
1953		6	Tom Barton, G
1956		25	Billy O'Dell, B
1959		20	Rudy Hayes, B
1972	63	3	John McMakin, TE
1972	217	9	Don Kelley, DB
1976	28	1	Bennie Cunningham, TE
1987	38	2	Delton Hall, CB
1988	322	12	James Earle, OLB

All-Time Roster

Name, Pos	Years
Lou Cordileone, G	1962-63
Bennie Cunningham, TE	1976-83, 85
Bobby Gage, B	1949-50
Delton Hall, CB	1987-90
Rudy Hayes, LB	1959-60, 62
Dick Hendley, QB	1951
Ralph Jenkins, C	1947
Ray Mathews, WR	1951-59
John McMakin, TE	1972-74
Sid Tinsley, B	1945
Bill Mathis, RB	1960-69
Wayne Mulligan, C	1974-75
Joe Pagliei, FB	1960

SAN DIEGO CHARGERS

Draft Choices

Year	Pick	Rd	Name, Pos
1966		9	Wayne Page, DB
1982	188	7	Hollis Hall, DB

All-Time Roster

Name, Pos	Years
Doug Cline, LB	1966
Steve Fuller, QB	1988
Bill Hudson, DT	1961-62
Jeff McCall, FB	1987
Jim Stuckey, DT	1987

SEATTLE SEAHAWKS

Draft Choices

Year	Pick	Rd	Name, Pos
1981	140	6	Steve Durham, DT
1982	6	1	Jeff Bryant, DT
1983	290	11	Bob Mayberry, OG
1991	51	2	Doug Thomas, WR

All-Time Roster

Name, Pos	Years
Jeff Bryant, DT	1982-90
John McMakin, TE	1976
Don Testerman, FB	1976-78

National Football Conference

ATLANTA FALCONS

Draft Choices

Year	Pick	Rd	Name, Pos
1984	63	3	Rod McSwain, DB
1985	152	6	Reggie Pleasant, DB
1987	31	2	Kenny Flowers, TB

All-Time Roster

Name, Pos	Years
Cliff Austin, RB	1984-86
Gary Barnes, WR	1966-67
Dan Benish, DT	1983-86
Jonathan Brooks, LB	1980
Kenny Flowers, TB	1987-89
Steve Griffin, TB	1987
Tracy Johnson, FB	1990
Perry Tuttle, WR	1984
Reggie Pleasant, CB	1985

CHICAGO BEARS

Draft Choices

Year	Pick	Rd	Name, Pos
1943		18	Marion Butler, B
1945		8	Billy Poe, B
1953		18	Jim Shirley
1964		2	Pat Crain, HB
1966		12	Wayne Page, DE
1968	99	4	Wayne Mass, T
1973	266	11	Ed Seigler, PK
1985	22	1	William Perry, MG
1989	11	1	Donnell Woolford, CB
1991	78	3	Chris Gardocki, P-PK
1991	301	11	Stacy Long, OT

All-Time Roster

Name, Pos	Years
Gary Barnes, E	1964
James Coley, TE	1990
Steve Fuller, QB	1984-86
Wayne Mass, OT	1968-70
Eldridge Milton, LB	1987
William Perry, MG-FB	1985-90
Donnell Woolford, CB	1989-90

DALLAS COWBOYS

Draft Choices

Year	Pick	Rd	Name, Pos
1961		12	Lowndes Shingler, QB
1970	66	3	Charlie Waters, CB
1970	283	11	Ivan Southerland, DT
1980	189	7	Lester Brown, RB
1983	135	5	Chuck McSwain, RB
1989	113	5	Keith Jennings, WR

All-Time Roster

Name, Pos	Years
Gary Barnes, WR	1963
Fred Cone, PK	1960
Keith Jennings, WR	1989
Ray Mathews, WR	1960
Chuck McSwain, RB	1983-84
Charlie Waters, S	1970-78, 80-81

DETROIT LIONS

Draft Choices

Year	Pick	Rd	Name, Pos
1942		5	Joe Blalock, E
1953		10	Dreher Gaston, E
1956		22	Dick Marazza, T
1971	30	2	Dave Thompson, G
1979	92	4	Jonathan Brooks, LB

All-Time Roster

Name, Pos	Years
Jonathan Brooks, LB	1979
Ken Callicutt, RB	1978-82
Ty Davis, CB	1987
Steve Kenney, OT	1986-87
Al Latimer, DB	1982-84
John McMakin, TE	1975
Dave Thompson, C	1971-73

GREEN BAY PACKERS

Draft Choices

Year	Pick	Rd	Name, Pos
1946		13	Tim Hough, G
1946		27	Frank Sanders
1951		3	Fred Cone, RB-PK
1952		13	Billy Hair, RB
1957		2	Joel Wells, E
1962		3	Gary Barnes, E
1972	346	14	Larry Hefner, LB

All-Time Roster

Name, Pos	Years
Gary Barnes, E	1962-63
Fred Cone, B-K	1951-57
Larry Hefner, LB	1972-75

LOS ANGELES RAMS

Draft Choices

Year	Pick	Rd	Name, Pos
1951		25	Jackie Calvert, T
1958		17	William Thomas, C
1963		5	Don Chuy, T
1983	282	11	Danny Triplett, LB
1985	77	3	Dale Hatcher, P

All-Time Roster

Name, Pos	Years
Don Chuy, G	1963-68
Lou Cordileone, DT	1962
Steve Fuller, QB	1983
Dale Hatcher, P	1985-89

MINNESOTA VIKINGS

Draft Choices

Year	Pick	Rd	Name, Pos
1983	298	11	Brian Butcher, OG
1984	295	11	Edgar Pickett, DE
1990	241	9	Terry Allen, TB

NEW ORLEANS SAINTS

Draft Choices

Year	Pick	Rd	Name, Pos
1983	66	3	Cliff Austin, RB
1988	81	3	Tony Stephens, DT
1990	260	10	Gary Cooper, WR

All-Time Roster

Name, Pos	Years
Cliff Austin, RB	1983-84
Lou Cordileone, T	1967-68
Dave Thompson, T	1974-75

NEW YORK GIANTS

Draft Choices

Year	Pick	Rd	Name, Pos
1939		3	Don Willis, B
1940		11	Joe Payne, G
1951		12	Bob Hudson, E
1952		5	Bob Patton, T
1960		1	Lou Cordileone, L
1960		14	Doug Cline, FB
1976	303	11	Craig Brantley, WR
1983	10	1	Terry Kinard, FS
1983	205	8	Andy Headen, LB
1983	318	12	Frank Magwood, WR
1984	143	6	Jim Scott, DT
1985	31	†2	James Robinson, DT
1985	58	3	Ty Davis, CB
1990	274	10	Otis Moore, DT

All-Time Roster

Name, Pos	Years
Lou Cordileone, G	1960
Ty Davis, DB	1986-87
Andy Headen, LB	1983-88
Bob Hudson, E	1951-52
Terry Kinard, FS	1983-89
Bob Patton, T	1952
Joel Wells, B	1961

PHILADELPHIA EAGLES

Draft Choices

Year	Pick	Rd	Name, Pos
1949		7	Frank Gillespie, G
1954		4	Nate Gressette, T
1955		16	Clyde White, G
1955		28	Wingo Avery, C
1958		24	Jim Padgett, T
1959		20	Jim Payne, G
1959		14	Jack Smith, T
1991	271	10	Eric Harmon, OG

All-Time Roster

Name, Pos	Years
Don Chuy, G	1969
George Fritts, T	1945
Bob Hudson, B	1953-55, 57-58
Steve Kenney, OG	1979-85
Al Latimer, CB	1979
Wayne Mass, T	1972
Joe Pagliei, B	1959
Marion Reeves, DB	1974

SAN FRANCISCO 49ers

Draft Choices

Year	Pick	Rd	Name, Pos
1959	14		Michael Dukes, FB-LB
1960	8		Bill Mathis, HB
1964	8		Bob Poole, TE
1970	347	14	Jack King, G
1978	127	5	Archie Reese, DT
1979	249	10	Dwight Clark, WR
1980	20	1	Jim Stuckey, DT
1987	25	1	Terrence Flagler, TB
1991	53	2	John Johnson, OLB

All-Time Roster

Name, Pos	Years
Dwight Clark, WR	1979-86
Lou Cordileone, G	1961
Terrence Flagler, TB	1987-89
Al Latimer, CB	1980
Bob Poole, E	1964-65
Archie Reese, DT	1978-81
Jim Stuckey, DT	1980-86

PHOENIX/ST. LOUIS CARDINALS

Draft Choices

Year	Pick	Rd	Name, Pos
1939	14		Gus Goines, E
1940	18		Shad Bryant, B

1957	3	Bill Hudson, T
1960	2	Harold Olson, T
1961	10	Jimmy King, OT
1966	12	Ricky Johnson, T
1969	201	8 Wayne Mulligan, C
1979	64	3 Joe Bostic, OG
1984	213	8 Bob Paulling, PK
1985	116	5 K.D. Dunn, TE
1991	86	4 Dexter Davis, CB
1991	117	5 Vance Hammond, DT

All-Time Roster

Name, Pos	Years
Joe Bostic, OG	1979-88
Billy Davis, LB	1984
Wayne Mulligan, C	1969-73
Terrence Flagler, TB	1990

TAMPA BAY BUCS

Draft Choices

Year	Pick	Rd	Name, Pos
1982	128	5	Jeff Davis, LB
1985	260	10	Donald Igwebuikie, PK
1989	257	10	Ty Granger, OT

All-Time Roster

Name, Pos	Years
Obed Ariri, PK	1984
Cliff Austin, TB	1987
Jeff Davis, LB	1982-86
K.D. Dunn, TE	1985-86
Donald Igwebuikie, PK	1985-89
Perry Tuttle, WR	1984

WASHINGTON REDSKINS

Draft Choices

Year	Pick	Rd	Name, Pos
1942	17		Charlie Timmons, B
1955	21		Buck George, B
1968	230	9	Frank Liberatore, DB

All-Time Roster

Name, Pos	Years
Obed Ariri, PK	1987
Dan Benish, DT	1987
Jeff Bostic, C	1980-90
K.D. Dunn, TE	1987
Bob Hudson, G	1959

*Denotes one of many first selections designated.

§Denotes Red-shirt Draft

†Supplemental Draft

DRAFT RECORDS

Most players drafted in season: 10, 1983

Most draftees from a season to make NFL: 6, 1979, 1983, 1985

Most drafted to same team: 3 by New York Giants, 1983

Most first round picks: 2, 1979, 1982

Most picks in first 2 rounds: 3, 1959, 1987, 1991

Most picks in first 3 rounds: 4, 1991

Most picks in first 4 rounds: 5, 1991


Most picks in first 5 rounds: 6, 1991

Most picks in first 100 players: 5, 1991

Most offensive players drafted: 6 in 1983

Most defensive players drafted: 4, 1991, 1984

Most special teams players drafted: 2, 1985



Clemson made a significant contribution to the San Francisco 49ers' Super Bowl Championships in the 1980s. #79 Jim Stuckey (at right) played on two world championship teams, while Dwight Clark teamed with Joe Montana as their top passing combination between 1979 and 1986.



Clemson Stats of Tigers in Pro Football

Tigers in the Pros

JEFF BRYANT, DT (Seattle Seahawks)

Year	GP-GS	Tot	Hit	Ast	TL-Yd	Sack-Yd	PBU	CF-RF
1978	12-0	31	13	18	1-6	0-0	0	0-0
1979	12-0	37	22	15	0-0	0-0	0	0-0
1980	11-8	52	31	21	7-42	5-45	1	0-1
1981	12-12	92	69	23	19-74	8-61	2	2-1
Total	47-20	212	135	77	27-122	13-106	3	2-2

JAMES COLEY, TE (Chicago Bears)

Year	GP-GS	Rec	Yds	Avg	TD	LG	Pts
1985	10-3	0	0	0.0	0	0	0
1986	12-0	0	0	0.0	0	0	0
1987	12-2	8	127	15.9	1	32	8
1988	12-11	6	86	14.3	0	24	0
Total	46-16	14	213	15.2	1	32	8

TERRENCE FLAGLER, TB (Phoenix Cardinals)

Year	GP-GS	Att	Yds	Avg	TD	LG	Rec	Yds	Avg	TD	KOR	Yds
1982	9-0	29	120	4.0	0	14	0	0	0.0	0	4	108
1983	2-1	31	202	6.5	0	35	2	21	10.5	0	1	8
1984	10-2	75	350	4.7	5	43	8	63	7.5	2	0	0
1985	9-0	52	232	4.3	2	47	10	54	5.4	0	0	0
1986	12-10	192	1258	6.6	10	88	16	188	11.8	3	0	0
Totals	42-13	379	2162	5.7	17	88	36	326	9.9	5	5	116

DELTON HALL, CB (Pittsburgh Steelers)

Year	GP-GS	Tot	Hits	Ast	TL-Yds	PBU	CF-RF	Int-Yds	BK
1983	11-0	10	5	5	0-0	2	0-0	0-0	0
1984	11-0	10	6	4	0-0	2	0-0	0-0	0
1985	12-12	74	36	38	0-0	15	0-0	1-(3)	0
1986	12-10	41	27	14	3-5	14	2-0	5-121	1
Totals	46-22	135	74	61	3-5	33	2-0	6-118	1

DONALD IGWEBUIKE, PK (Minnesota Vikings)

Year	GP-GS	0-29	30-39	40-49	+ 50	FGM-FGA	LK	XPM-XPA	Pts
1981	12-9	2-2	6-7	1-4	1-4	10-17	52	1-1	31
1982	11-2	0-0	1-1	1-2	1-1	3-4	55	0-0	9
1983	10-0	1-1	0-0	1-1	1-3	3-5	55	1-1	10
1984	11-11	4-4	4-5	6-6	2-2	16-17	53	41-41	89
Total	44-22	7-7	11-13	9-13	5-10	32-43	55	43-43	139

TRACY JOHNSON, FB (Atlanta Falcons)

Year	GP-GS	Att	Yds	Avg	TD	LG	Rec	Yds	Avg
1985	9-2	39	197	5.1	1	22	2	24	12.0
1986	11-3	106	384	3.6	5	32	2	30	15.0
1987	12-7	119	557	4.7	9	38	2	20	10.0
1988	11-10	113	441	3.9	8	26	0	0	0.0
Totals	43-22	377	1579	4.2	23	38	6	74	12.3

Note: 3-27 in kickoff returns in 1987.

TERRY KINARD, DB (Houston Oilers)

Year	GP-GS	Tot	Hit	Ast	TL-Yd	PBU	Int-Yds-Lg	CF-RF	PR-Yds-Avg
1979	12-3	35	15	20	0-0	5	3- 93-40	0-0	0- 0-0
1980	9-9	75	36	39	0-0	7	2- 0- 0	2-1	12-50-4.2
1981	12-12	95	74	21	1-5	6	6- 51-19	1-0	0- 0-0
1982	11-11	89	62	27	1-1	12	6- 3- 3	1-1	0- 0-0
Total	44-35	294	187	107	2-6	30	17-147-40	4-2	12-50-4.2

Note: Jeff Bostic is another Tiger in the pros, but offensive linemen had no stats until 1980s.

SUPER BOWL REUNION

Terrence Flagler and Jim Riggs were teammates for five years at Clemson and then played against each other in the 1989 Super Bowl.

KEVIN MACK, FB (Cleveland Browns)

Year	GP-GS	Att	Yds	Avg	TD	Rec	Yds	Avg	KOR-Yds
1980	7-0	23	93	4.0	0	0	0	0.0	4-90
1981	12-4	76	287	3.8	2	3	23	7.7	2-45
1982	10-3	52	193	3.7	2	4	40	10.0	0-0
1983	11-11	151	862	5.7	8	9	116	12.9	0-0
Total	40-18	302	1435	4.8	12	16	179	11.2	6-135

RICHARD McCULLOUGH, DT (Denver Broncos)

Year	GP-GS	Tot	Hits	Ast	TL-Yds	Sacks	CF-RF
1985	6-1	26	16	10	0-0	0-0	1-0
1986	12-1	20	11	9	5-18	2.5-14	0-0
1987	12-2	29	15	14	7-33	3.5-22	1-0
1988	12-11	62	34	28	6-15	1.5-9	1-0
Totals	42-15	137	76	61	18-66	7.5-45	3-0

ROD McSWAIN, DB (New England Patriots)

Year	GP-GS	Tot	Hit	Ast	TL-Yd	PBU	BK	Int	Yds
1980	8-2	16	13	3	0-0	1	0	0	0
1981	12-0	26	20	6	1-1	0	1	1	0
1982	11-1	2	1	1	0-0	1	0	0	0
1983	11-8	44	32	12	1-5	11	1	2	67
Total	42-11	88	66	22	2-6	13	2	3	67

ROD McSWAIN, WR

Year	GP-GS	Rec	Yds	Avg	TD	Lg	Rush	Yds	Avg	TD
1982	11-1	4	79	19.8	1	33	1	(-9)	(-9)	0



Tracy Johnson ended his collegiate career tied for sixth on Clemson's career touchdown list with 23.



Delton Hall was a second-round draft pick of the Pittsburgh Steelers in 1987 and since then he has gained a reputation as a tough and extremely physical player.

MICHAEL DEAN PERRY, DT (Cleveland Browns)

Year	GP-GS	Tot	Hits	Ast	TI-Yds	Sacks	CF-RF	PBU
1984	11-10	75	48	27	15-63	7-37	3-0	1
1985	7-6	34	19	15	7-20	2-5	1-0	6
1986	12-5	56	31	25	15-84	9-60	0-0	5
1987	11-11	74	52	22	24-128	10-86	1-0	3
Totals	41-32	239	150	89	61-295	28-188	5-0	15

WILLIAM PERRY, MG (Chicago Bears)

Year	GP-GS	Tot	Hit	Ast	TL-Yds	Sacks-Yds	CF-RF	PBU-BK
1981	12-4	48	33	15	9-50	4-44	1-2	0-0
1982	11-7	52	30	22	9-66	5-38	3-1	0-0
1983	11-4	61	38	23	15-67	6-40	2-1	1-0
1984	11-11	100	67	33	27-111	10-69	2-3	1-1
Totals	45-26	261	168	93	60-294	25-191	8-7	2-1

REGGIE PLEASANT, CB (Canadian League)

Year	GP-GS	TOT	Hit	Ast	TI-Yds	PBU	CF-RF	Int-Yds	Pr-Yds
1982	11-6	35	22	13	1-7	3	0-1	1-1	0-0
1983	10-4	26	14	12	0-0	4	0-0	2-3	0-0
1984	11-11	56	32	24	1-2	14	3-0	2-0	28-173
Totals	32-21	117	68	49	2-9	21	3-1	5-4	28-173

JOHNNY REMBERT, LB (New England Patriots)

Year	GP-GS	Tot	Hit	Ast	TL-Yd	Sacks	PBU	Int-Yds	CF
1981	12-1	22	19	3	1-5	0-0	3	2-15	0
1982	10-9	64	37	27	8-23	1-2	5	6-128	3
Total	22-10	86	56	30	9-28	1-2	8	8-143	3

JIM RIGGS, TE (Cincinnati Bengals)

Year	GP-GS	Rec	Yds	Avg	TD	LG
1983	11-2	5	72	14.4	0	21
1984	11-1	9	178	19.8	0	42
1985	12-12	18	203	11.3	1	43
1986	12-11	17	197	11.6	0	24
Totals	46-26	49	650	13.3	1	43

DAVID TREADWELL, PK (Denver Broncos)

Year	GP-GS	0-29	30-39	40-49	+50	Tot	PAT	LK	Pts
1985	11-11	4-6	8-8	5-8	0-2	17-24	25-25	49	76
1986	12-12	7-7	3-5	2-8	0-0	12-20	34-34	46	70
1987	11-11	7-8	7-8	4-6	0-0	18-22	33-34	43	87
Totals	34-34	18-21	18-21	11-22	0-2	47-66	92-93	49	233

PERRY TUTTLE, WR (Canadian League)


Year	GP-GS	Rec	Yds	Avg	TD	Long	KOR	Yds	Rush	Yds	Aug
1978	11-0	9	192	21.3	1	42	0	0	5	55	11.0
1979	12-12	36	544	15.1	4	81	0	0	2	12	6.0
1980	11-11	53	915	17.3	4	63	0	0	2	23	11.5
1981	12-12	52	883	17.0	8	80	12	266	3	21	7.0
Total	46-35	150	2534	16.9	17	81	12	266	12	111	9.3

DONNELL WOOLFORD, CB (Chicago Bears)


Year	GP-GS	Tot	Hits	Ast	TL-Yds	Int-Yds	PR-Yds	Avg	PBU
1985	12-0	21	12	9	0-0	1-34	1-14	14.0	2
1986	11-11	53	37	16	3-3	3-8	25-203	8.1	12
1987	12-12	52	38	14	4-8	5-0	23-345	15.0	15
1988	12-12	61	45	16	5-18	1-0	29-192	6.6	15
Total	47-35	187	132	55	12-29	10-26	78-754	9.6	44

*Note: Had one sack for 8 yards in 1988.

Note: McCullough is now with Indianapolis Colts.



In his final season at Clemson, Donnell Woolford was a finalist for the Jim Thorpe Award and led the ACC with 15 pass deflections.



Clemson History



Clemson Press-Radio-Television Outlets

Greenville

Dan Foster, Columnist
The Greenville News (AM)
Box 1688, Greenville, SC 29602
Woody White
The Greenville News (AM)
Box 1688, Greenville, SC 29602

Luther Gaillard
The Greenville Piedmont (PM)
Box 1688, Greenville, SC 29602

Stan Olenik
WYFF-TV, Box 788
Greenville, SC 29602

Jim Phillips, Sports Director
WFBC Radio, Box 1330
Greenville, SC 29602

Anderson

Al Muskewitz, Sports
The Anderson Independent (AM)
Box 2507, Anderson, SC 29622

Randy Beard, Sports
The Anderson Independent (AM)
Box 2507, Anderson, SC 29622

Donna Fox, Sports
WANS Radio, Box 211
Anderson, SC 29622

Mike Almond, Sports Director
WAIM/WCKN Radio, Box 650
Anderson, SC 29622

Paul Brown
Route 1
Anderson, SC 29621

Spartanburg

Chris Tomasson, Sports
The Spartanburg Herald (AM)
Box 1657, Spartanburg, SC 29304

Pete Yanity, Sports Director
WSPA-TV, Box 1717
Spartanburg, SC 29304

Greg McKinney, Sports Director
WSPA Radio, Box 1717
Spartanburg, SC 29304

Columbia

Phil Kornblut
South Carolina Network
1825 St. Julian Place
Columbia, SC 29204

Bob Spear, Sports
The Columbia State (AM)
Box 1333, Columbia, SC 29202

Mark McCallum, Sports
The Columbia State (AM)
Box 1333, Columbia, SC 29202

Joe Daggett, Sports Director
WIS-TV, Box 367
Columbia, SC 29202

Rick Scoppe
The Associated Press
Box 1435, Columbia, SC 29202

Brant Newman
United Press International
1338 Main Street, #611
Columbia, SC 29201

Bob Shields, Sports Director
WLTX-TV, Drawer M
Columbia, SC 29250

Terry Chick, Sports Director
WOLO-TV, Box 4217
Columbia, SC 29204

Charleston

Ken Burger, Sports Editor
The News & Courier (AM)
134 Columbus Street
Charleston, SC 29403-4800

Bill Baer, Sports Director
WCBD-TV, Box 879
Charleston, SC 29402

Warren Peper, Sports Director
WCSC-TV, Box 186
Charleston, SC 29402

Greg Peterson, Sports Director
WCIV-TV, Box 10866
Charleston, SC 29411

Clemson

Sports Editor
The Messenger, Box 549
Clemson, SC 29633

Sports Editor, The Tiger
Box 2097, Univ. Station
Clemson, SC 29632

WSBF Sports Director
Box 2156, Univ. Station
Clemson, SC 29632

Tim Bourret
Sports Information Director
Box 632, Clemson, SC 29633

Phil Batson
Orange and White
Box 828, Clemson, SC 29633

In State

Michael Shady, Sports Editor
The Aiken Standard
Box 456, Aiken, SC 29801

Chuck Roberts, Sports Director
WTLT-FM Radio, Box 1947
Easley, SC 29640

Bob Henson, Sports Editor
The Florence Morning News (AM)
Box F-11, Florence, SC 29501

David Talley, Sports Editor
The Greenwood Index-Journal (PM)
Box 1018, Greenwood, SC 29646

Mel Derrick, Sports Editor
The Myrtle Beach Sun News (AM)
Box 406, Myrtle Beach, SC 29577

Dennis Shumate, Sports Editor
The Orangeburg Times & Democrat (AM)
Box 1766, Orangeburg, SC 29115

Earl Gault, Sports
The Rock Hill Evening Herald (PM)
Box 11707, Rock Hill, SC 29730

Robbie Evans, Sports Editor
The Sumter Daily Item (PM)
Box 1677, Sumter, SC 29150

Out of State

Stan Pamfilis, Sports
WLOS-TV, Box 2150
Asheville, NC 28802

Tony Barnhardt, College Sports
The Atlanta Constitution (AM)
Box 4689, Atlanta, GA 30303

David Davidson, College Sports
The Atlanta Constitution (PM)
Box 4689, Atlanta, GA 30303

Ward Clayton, Sports Editor
The Augusta Chronicle (AM)
Box 1928, Augusta, GA 30903

Ron Green, Sr., Sports
The Charlotte Observer (AM)
Box 32188, Charlotte, NC 28232

Glenn Rollins, Sports
The Charlotte Observer (AM)
Box 32188, Charlotte, NC 28232

Harold Johnson, Sports Director
WSOC-TV, Box 34665
Charlotte, NC 28234

Paul Cameron, Sports
WBTV, 1 Julian Price Place
Charlotte, NC 28208

Staff Telephone Numbers (Athletic Switchboard: 803-656-2101)

Paul Aaron, Compliance Dir.	656-2101	
Wally Ake, Football	656-2101	
John Ballinger, Video Comm.	656-2101	654-3454
Larry Beckman, Football	656-2101	
Karen Blackman, Football Secretary	656-2101	654-4136
Sam Blackman, Associate SID	656-2114	654-4136
Tim Bourret, Sports Info Dir.	656-2114	654-6240
Bob Bradley, SID Emeritus	656-2114	654-5419
Rick Brewer, Asst. Ticket Mgr.	656-2118	y639-6178
Larry Brinson, Football	656-2101	
Wayne Coffman, Head W. Track	656-2101	y639-2704
Allison Dalton, IPTAY Exec. Sec.	656-2115	653-3306
Jim Davis, Head Women's Basketball ...	656-2101	653-3370
Donna Deckard, Wom. Basketball Trainer	656-2101	646-3404
Ron Dickerson, Football	656-2101	
Cliff Ellis, Head Men's Basketball	656-2217	
Dick Ellis, Football	656-2101	
Martha Garrison, Receptionist	656-2101	654-3233
Jim Goodman, Asst. Athletic Director ...	656-2101	
Doug Gordon, Equipment Manager	656-2127	w646-3609
Len Gordy, Men's Basketball	656-2101	654-4026
Len Gough, Assoc. Ath. Dir.	656-2095	y639-6126
Carey Green, Asst. W. Basketball	656-2101	654-8588
Eddie Griffin, Head Wrestling	656-2101	654-1499
Byron Harder, Team Physician	656-2233	654-3138
Eugene Harris, Men's Basketball	656-2101	
Ken Hatfield, Head Football	656-2101	
Bert Henderson, Asst. IPTAY Sec.	656-2115	v859-2355
Les Herrin, Football	656-2101	
Van Hilderbrand, Asst. AD, Tickets	656-2118	654-1391
Roger Hinshaw, Football	656-2101	
Fred Hoover, Asst. AD, Head Trainer ...	656-2113	654-5271
Frank Howard, Legend	656-2100	654-2646
I.M. Ibrahim, Head Soccer	654-1719	

Andy Johnston, Head Women's Tennis ...	656-2253	654-5784
Les Jones, Director of Facilities	656-2017	y639-6490
Chuck Kriese, Head Men's Tennis	656-2252	u261-9294
Bob Mahony, Assoc. IPTAY Sec.	656-2115	654-9009
Tim Match, Assoc. SID	656-2114	654-9400
Hazel Modica, Football Secretary	656-2114	x882-3941
Larry Penley, Head Golf	656-2101	654-5718
Susan Perry, Football Secretary	656-2101	654-2787
Bob Pollock, Head Men's Track	656-2101	654-8330
Danny Poole, Asst. Trainer	656-2113	654-9038
Dwight Rainey, Senior Assoc. AD	656-2247	u225-7729
Robert Ricketts, Asst. AD	656-2101	w646-9878
Bobby Robinson, Athletic Director	656-2218	
John Seketa, Promotions Director	656-2101	654-8141
Jim Sheridan, Swimming	656-2101	
Dr. B.J. Skelton, Faculty Chairman	656-2282	654-2117
Bobby Skelton, Men's Basketball	656-2101	654-8149
Rick Stockstill, Football	656-2101	
Donna Strickland, SID Secretary	656-2114	a638-5179
Larry Van Der Heyden, Football	656-2101	
Annabelle Vaughan, Assistant SID	656-2114	654-4233
Gary Wade, Strength Training	656-2221	654-8232
Pam Watkins, Men's B-Ball Secretary ...	656-2101	w646-7887
Joann West, Asst. Ticket Manager	656-2118	654-5478
Linda White, Head Volleyball	656-2101	653-9002
Bill Wilhelm, Head Baseball	656-2101	654-5801
Reno Wilson, Basketball Trainer	656-2113	654-7626
Richard Wilson, Football	656-2101	
Sandy York, Football Secretary	656-2101	w646-8561

u-Anderson exchange; v-Easley exchange; a-Walhalla exchange;
w-Pendleton exchange; x-Seneca exchange; y-Central exchange;
z-Pickens exchange.

History of Clemson Football

Clemson History

Sept. 30, 1896 —A small crowd gathered in one of the barrack's rooms and discussed the advisability of organizing a football association and to devise some means of getting a coach. The organization known as the Clemson College Football Association was perfected and the following officers elected: President F.G. Tompkins, Secretary and Treasurer C.W. Gentry, Manager T.R. Vogel, Temporary Captain R.G. Hamilton. A committee of three was appointed to consult professor Riggs as to management of a football team and to ask his aid as coach.

October 5, 1896 —Practice began on the Clemson College campus on a 50x200 foot field in front of the college.

October 28, 1896 —Clemson played its first intercollegiate football game, defeating Furman, 14-6, at Greenville, SC. This was the first time that many of the Clemson players had seen a full sized football gridiron. Charlie Gentry scored Clemson's first touchdown.

November 10, 1897 —Clemson defeated South Carolina for the first time and won the school's second state championship.

October 20, 1898 —The Tigers played their first home game against Bingham. Clemson won 55-0, as W.C. Forsythe kicked every point after touchdown (11). R.T.V. Bowman, the man for whom the field at Clemson is named, was an assistant coach at that time with Clemson and helped referee the game.

November 10, 1899 —The football association stood on a very weak financial basis. The organization could not even afford to hire a coach. W.M. Riggs agreed to coach the Tigers for free.

November 18, 1899 —Clemson defeated N.C. State, 24-0. The game was called early because many of the State men were injured and they requested that the game be called.

December 8, 1899 —John Heisman was hired as head coach.

October 22, 1900 —The Tigers defeated Wofford, 21-0. Actually, Clemson scored many more points, but a pre-game agreement between the teams stated that every point Clemson scored after the first four touchdowns would not count.

November 29, 1900 —Clemson's 35-0 win over Alabama allowed Heisman's team to finish the season undefeated with a 6-0 record. This was Clemson's first undefeated team and was the only team to win all of the games in a season until the 1948 squad went 11-0.

October 5, 1901 —Clemson opened the season with a 122-0 win over Guilford. The Tigers averaged 30 yards per play and a touchdown every minute and 26 seconds. The first half lasted 20 minutes, while the second half lasted only 10 minutes. Legend has it that every man on the Clemson team scored a touchdown in this game.

October 30, 1902 —Col. Charles S. Roller Jr., who was football coach of Furman was the only

BOWL DOMINANCE

Clemson has now won each of its last five bowl games and has an 11-6 lifetime record in bowl games. Clemson is tied with Southern Cal for the second best bowl winning percentage in college football history.

referee for the Clemson-USC game. Bronco Armstrong, a famous Yale player and official, was to be the umpire but was in a railroad wreck on the way down and it was impossible for him to get to the game in time. Not a single penalty was called in the game. A riot between Clemson and USC fans broke out the night after the game. Officials at both colleges called off the football series between the two schools. Clemson and USC did not meet again in football until 1909.

November 27, 1902 —Clemson played in the snow for the first time in a game against Tennessee. The Tigers won the game, 11-0, and claimed the Southern Intercollegiate Athletic Association crown.

October 17, 1903 —Clemson defeated Georgia Tech, 73-0. Clemson rushed the ball 35 times for 450 yards, while Tech ran the ball 25 times and collected 18 yards.

November 26, 1903 —One day after Tech's deadline for its offer had expired, Heisman wired Georgia Tech's president Lyman Hall, that he would accept the institute's offer of \$2,250 per year plus 30 percent of net receipts to coach its athletic teams.

November 11, 1905 —The Clemson-Auburn game was called on account of darkness. Clemson won, 6-0.

November 29, 1906 —Clemson's first forward pass occurred in a 10-0 win over Georgia Tech. Powell Lykes dropped back to kick, but instead made a "pretty" forward pass of 30 yards to George Warren.

November 4-9, 1907 —Clemson played three games within a week's time. Clemson lost to Auburn 12-0 on November 4, and lost to Georgia in Augusta, GA on November 7. The Tigers barely made it back in time to play Davidson at Clemson on November 9, and lost 10-6.

April 1, 1908 —Tiger football hopes of the 1908 season were shattered on this day by not what happened in spring practice, but what 300 students did as a college prank on April Fool's Day. The cadets were expelled for removing a Civil War cannon from the town square of Pendleton, four miles down the road from campus, bringing the cannon back to Clemson. Many of the football stars, as well as many future star players, were among those who were expelled.

October 13, 1917 —Clemson downed Furman 38-0, as the Tigers' Stumpy Banks scored five touchdowns.

Oct. 4, 1926 —Bud Saunders, Clemson head football coach, resigned in the middle of the season. Cul Richards and Frank Padgett were put in charge of the squad.



The 1898 Tigers won the school's first state championship.



Clemson football on Riggs Field (current soccer stadium) circa 1920.

October 15, 1926 —Bob Williams was named advisory coach.

December 27, 1926 —Josh Cody was named head football coach at Clemson.

September 19, 1928 —Clemson began this season with new uniforms. The Tigers wore a brilliant orange jersey for the first time, with black composition cloth strips on the front with purple numbers.

September 20, 1929 —Clemson announced the completion of its first press box which will accommodate about 30 writers. The glass enclosed box was completed with heaters and electric fans for ventilation.

October 17, 1930 —Maxcey Welch scored five touchdowns (all rushing) in Clemson's 75-0 win over Newberry.

March 13, 1930 —Josh Cody signed a three-year contract to stay at Clemson.

November 26, 1930 —Josh Cody resigned as head football coach.

January 17, 1931 —Jess Neely was named head football coach at Clemson.

October 14, 1933 —Clemson played at George Washington in a 0-0 tie. This was the first time Clemson had ever played under the lights. Fans witnessed the game on a grid graph in Tillman Hall at the Clemson chapel. A grid graph was an electrical machine that was marked off like a football field. Lights were so arranged on the graph that every possible play was flashed on the board. The lineups of both teams were written on the sides and the man carrying the ball on each play had a light flashed by his name. Another light representing the runner moved along the board in the same direction and for the same distance as the runner.

August 20, 1934 —IPTAY was founded.

November 19, 1935 —First night time practice. Two powerful floodlights were installed on one of Clemson's practice fields enabling the Tigers

to get in more practice time.

September 23, 1939 —Banks McFadden, ran 90 yards for a touchdown in Clemson's 18-0 win over Presbyterian.

November 13, 1939 —Clemson was ranked in the Associated Press poll for the first time. Clemson claimed the number-16 spot in the poll.

December 8, 1939 —Clemson accepted a bid to play in the Cotton Bowl.

December 15, 1939 —Banks McFadden was named Clemson's first All-American in football.

January 1, 1940 —In Clemson's first bowl appearance, it defeated Boston College 6-3. Charlie Timmons scored the game's lone touchdown from two yards out.

January 10, 1940 —Jess Neely resigned as athletic director and football coach to accept the head football coaching job at Rice University. Neely inherited a \$47,000 deficit when he arrived in 1931 and earned Clemson \$100,000 during his tenure and left Clemson with \$57,000 in the treasury. His overall record at Clemson was 43-35-7.

January 11, 1940 —Frank Howard was named head football coach.

May 30, 1940 —Banks McFadden was named Nation's Most Versatile Athlete.

July 25, 1940 —Banks McFadden accepted a bid to play in the College All-Star game against the Green Bay Packers on August 29.

September 1, 1940 —Banks McFadden signed a one-year contract to play with the Brooklyn Dodgers professional football team.

September 2, 1940 —Frank Howard opened his first fall practice.

September 21, 1940 —In Frank Howard's first game as head coach, Clemson scored on the first play as George Floyd reversed around left end and raced across untouched for a Clemson touchdown.

November 23, 1940 —Clemson won the Southern Conference football title with a 13-7 victory over Furman.

October 6, 1941 —Work began on Memorial Stadium. The work of cleaning, digging and leveling the site as well as cutting large trees and clearing underbrush was supervised by Frank Howard. A pipe was also installed for drainage under the field.

October 12, 1941 —Clemson defeated Boston College at Fenway Park.

November 15, 1941 —Clemson defeated Wake Forest, 29-0, in the last game at Riggs Field.

September 19, 1942 —Clemson ran down the hill for the first time. Butch Butler gained 192 yards, as the Tigers opened the new stadium in front of 5,500 with a 32-13 win over P.C. High school students were admitted for 25 cents while servicemen were allowed in for 50 cents.

October 22, 1942 —Clemson defeated South Carolina, 18-6. Autographed balls were auctioned off at the game. For a minimum of \$1,000, a fan could bid on one of the balls. The fan's money would then be used to buy war bonds.

October 19, 1944 —First rain at a Clemson-USC game since 1896.

September 22, 1945 —Fourteen Clemson backs netted 516 yards in a 76-0 win over P.C. Bobby Gage led the Tigers with 144 yards.

September 23, 1947 —Clemson flew to Boston College on an Eastern Airline DC-4. This marked the first time that a state football team had flown to a football game.

November 8, 1947 —Clemson began a 15-game winning streak, the longest in school history, with a win over Furman, 35-7.

November 22, 1947 —Bobby Gage ran for 141 yards and passed for 233 as he led Clemson to a 34-18 win over Auburn. Gage threw four touchdown passes and had 374 yards total offense to his credit, both still Clemson records.

September 25, 1948 —Clemson defeated P.C. 53-0 in the first night game at Clemson.

November 27, 1948 —Clemson accepted bid to play in the Gator Bowl.

January 1, 1949 —The Tigers won the Gator Bowl by a 24-23 score over Missouri. Jack Miller's 32-yard field goal in the fourth quarter proved to be the winning margin.

November 28, 1950 —Clemson accepted a bid to play in the Orange Bowl.

January 1, 1951 —Clemson appeared in the Orange Bowl for the first time and squeaked out a 15-14 win over Miami. Sterling Smith's tackle of Frank Smith in the end zone gave Clemson a safety with under six minutes left in the game and gave the Tigers the victory.

November 27, 1951 —Clemson accepted a bid to play in the Gator Bowl.

May 8, 1953 —Clemson joined the Atlantic Coast Conference.

June 22, 1956 —Joel Wells was the cover boy of the 1956 Official NCAA Football Guide. The

Guide is compiled by the NCAA and contains data on all major college teams in the nation.

November 16, 1956 —Vice President Richard Nixon was in attendance at the Clemson-Miami football game on this date. Surrounded by security from various agencies, a loud explosion sounded and alarmed the body guard along with the Vice President. To everyone's relief, it was discovered that it was just the cannon fired off by a Clemson cheerleader when Clemson kicked off. The eighth-ranked Hurricanes defeated the Tigers 21-0 in the game played at Miami, FL.

December 1, 1956 —Clemson clinched an Orange Bowl Berth with a 28-7 win over Furman at Clemson.

March 25, 1957 —It was announced today that Clemson and South Carolina would play at Clemson on November 12, 1960 ending the 61-year-old state classic Big Thursday.

September 20, 1958 —Clemson ran down the hill on a rug for the first time. The rug was officially given to Clemson on this date before the Clemson-Virginia game by W.W. Pate, Sr., president of Wunda Weave Company. It measured 104 feet long and was 13 feet wide. Also at this game Clemson's recent expansion of Memorial Stadium was used for the first time. Memorial stadium was expanded from 20,000 to 38,000 seats.

September 27, 1958 —Clemson defeated North Carolina 26-21 as Frank Howard picked up his 100th collegiate coaching win. Also the score board at the east of the stadium that is still in use today was used for the first time. The scoreboard had an added feature, as the Tiger above the scoreboard still wags his tail after each Clemson touchdown.

October 6, 1958 —Clemson was ranked eighth in the country, the highest ranking in Clemson history.

November 19, 1958 —Clemson defeated N.C. State 13-6 and won its second ACC title in three years.

November 29, 1958 —Clemson accepted a Sugar Bowl bid to face the number-one team in the nation, LSU.

December 24, 1958 —It was announced that Clemson would take the rug the Tigers use to run down the hill with them to the Sugar Bowl. The rug weighed 527 pounds.

December 27, 1958 —Clemson announced it would wear navy blue jerseys with wide numerals front and back. Orange helmets with a white stripe from back to front in the center would also be in order to give a contrasting color for the nationwide television coverage of the game.

January 1, 1959 —Number-one ranked LSU defeated Clemson 7-0 in the Sugar Bowl.

October 22, 1959 —Clemson won the last Big Thursday game by defeating South Carolina, 27-0. Clemson fans tore down the steel goal posts which were set in concrete.

November 21, 1959 —Clemson defeated Wake

Forest 33-31 for Clemson's second ACC title in a row.

November 28, 1959 —Clemson defeated Furman 56-3 and accepted a bid to the first Bluebonnet Bowl in Houston, Texas on December 19 against TCU.

December 19, 1959 —Clemson defeated TCU in the Bluebonnet Bowl 23-7.

October 1, 1960 —The west stands were used for the first time, as Clemson defeated Virginia Tech, 13-7.

October 8, 1960 —Clemson defeated Virginia 21-7 and used special pants for the rain in this game. After the contest Clemson sent the pants to Greenville and allowed Furman to use the pants for a game that night against William and Mary. Furman Head Coach Bob King said, "after those big Clemson boys got out of them some of our guys had a hard time making them stay up and we had to tape the legs of the pants for several players. The pants beat two teams from Virginia on the same day.

November 12, 1960 —Clemson defeated South Carolina 12-2 in the first ever appearance for South Carolina at Clemson.

November 11, 1961 —A team resembling Clemson entered the field prior to the meeting with South Carolina. They did a few serious calisthenics and then started dancing to band music. The team was actually members of the Sigma Nu Fraternity of South Carolina. Clemson students entered the field and worked some of the imposters over. Finally state police brought order to the field.

October 13, 1962 —Hal Davis raced 98 yards with a kickoff return for a touchdown, the last time a Tiger has returned a kickoff for a score for 25 years.

November 17, 1962 —Clemson upset Maryland as Rodney Rogers kicked a 23-yard field goal with 84 seconds left in the game.

November 24, 1962 —Clemson defeated South Carolina as Rogers kicked a 24-yard field goal with 1:31 left. The Clemson Tigers wore blue jerseys in this game, the ones that were left from the 1959 Sugar Bowl game.

October 12, 1963 —Clemson and Georgia tied 7-7. The main item was the strange weather. A hail storm hit at 2:50 p.m. and caused temperatures to plummet from 84 degrees to 57 degrees in 45 minutes. Almost an inch of hail poured in a 20-minute period and the game was delayed. Clemson blocked two field goal attempts to preserve the tie.

November 23, 1963 —The South Carolina-Clemson game was postponed due to the death of President Kennedy.

November 29, 1963 —Clemson defeated South Carolina on Thanksgiving Day, 24-20.

September 24, 1966 —First game in which Howard's Rock was present at Death Valley. Clemson downed Virginia 40-35.

November 12, 1966 —Frank Howard won his 150th game and clinched at least a tie for the ACC title with a 14-10 win over Maryland.

November 26, 1967 —Clemson downed South Carolina to win the ACC, 35-10.

September 23, 1967 —Clemson started the tradition of touching Howard's Rock.

November 18, 1967 —Clemson painted its shoes orange for the N.C. State game and the Tigers upset the 10th-ranked Wolfpack, 14-6. Clemson at least clinched a tie for the ACC championship. The Tigers had to get the orange paint from eight stores in the area. N.C. State's defense had worn white shoes all season and that was the reason for the ploy.

November 25, 1967 —Clemson beat South Carolina 23-12 to claim the ACC Championship. Buddy Gore broke the ACC single season rushing record with 1,045 yards.

September 28, 1968 —Richie Luzzi returned a missed Georgia field goal try 108 yards (100 officially) for a Clemson touchdown, the longest play in Clemson history.

October 25, 1969 —Danny Ford was one of the Alabama captains for the Clemson-Alabama game at Clemson. Bob Hope was in town for a homecoming show that night. Bear Bryant's team defeated Clemson, 38-13.

November 1, 1969 —Frank Howard won his last game as a Clemson coach in Death Valley with a 40-0 win over Maryland.

December 10, 1969 —Coach Frank Howard resigned from football coaching duties, but remained in the capacity of athletic director.

December 17, 1970 —Hootie Ingram was named head football coach.

July 21, 1970 —Clemson announced the use of a new logo — THE TIGER PAW. With the aid of Henderson Advertising Agency, the Tiger paw became the new trademark of Clemson athletics.

December 5, 1972 —Hootie Ingram resigned as Clemson football coach, and Red Parker was named as his replacement.

November 16, 1974 —Playing surface of Memorial Stadium was named Frank Howard Field.

November 21, 1976 —Clemson scrimmaged before the game at an adjacent practice field and warmed up there until game time before a 28-9 upset of South Carolina.

December 1, 1976 —Charlie Pell was named head football coach.


September 17, 1977 —Clemson defeated Georgia 7-6 at Athens. This marked the first time that Clemson had won in Athens since 1914.

November 19, 1977 —A 20-yard pass from Steve Fuller to Jerry Butler with just 49 seconds to play enabled Clemson to squeeze past South Carolina 31-27, and earn a trip to the Gator Bowl.

September 16, 1978 —Clemson won its 100th game in Death Valley with a 58-3 win over the Citadel.

November 25, 1978 —Clemson fans used the south upper deck for the first time in Clemson's 41-23 win over South Carolina. At the time it was the largest crowd ever to see a game between Philadelphia and Birmingham.

November 28, 1978 —Steve Fuller finished tied



Clemson dominated Illinois in the 1991 Hall of Fame Bowl. The Tigers defense shut out the Illini, the first time Illinois had been shut out in four years.

for sixth place in the Heisman Trophy voting, and he received 19 first-place votes.

December 4, 1978 —Charlie Pell resigned as Clemson coach.

December 5, 1978 —Danny Ford was named as his replacement.

December 10, 1978 —It was announced that Danny Ford would be the Tigers' coach in the Gator Bowl game.

December 29, 1978 —Clemson defeated Ohio State 17-15 at the Gator Bowl in Danny Ford's first game as head coach, and Woody Hayes final game at Ohio State.

November 16, 1979 —Clemson won at Notre Dame behind Obed Ariri's three field goals.

November 8, 1980 —Jeff Davis had a school record 24 tackles vs. North Carolina in a head-to-head battle with Lawrence Taylor.

September 19, 1981 —Clemson forced nine Georgia turnovers, most ever by a Clemson opponent, in handing Herschel Walker his only regular season loss as a Bulldog.

October 31, 1981 —Clemson had 756 total offense yards against Wake Forest in a 82-24 win.

November 7, 1981 —Clemson stopped North Carolina in Chapel Hill in the only battle of top 10 teams in ACC football history.

November 14, 1981 —Clemson claimed the ACC championship with a 21-7 win over Maryland.

November 21, 1981 —Clemson finished the season perfect with 29-13 win over South Carolina.

November 30, 1981 —Clemson was ranked No.1 by AP, for first time.

January 1, 1982 —Clemson claimed its first National Championship with a 22-15 win over Nebraska in the 48th annual Orange Bowl Classic.

October 16, 1982 —Cliff Austin broke the Clemson record for most rushing yards in a game with 260 in a rout of Duke.

November 27, 1982 —Clemson defeated Wake Forest at the Mirage Bowl, in Tokyo, Japan, and also sewed up its second straight ACC title.

September 3, 1983 —The north upper deck was used for the first time in a victory over Western Carolina, bringing the capacity to over 80,000.

November 12, 1983 —3,000 Clemson students arrived at Death Valley at 7:00 a.m. to blow up 363,729 balloons in the first annual Spirit Blitz. The 80,000 fans released the balloons as the team ran down the hill.

September 21, 1985 —Clemson and Georgia met in the first nationally televised (CBS) football game from Clemson.

November 23, 1985 —Clemson defeated South Carolina 24-17 and accepted a bid to the Independence Bowl.

September 20, 1986 —Clemson defeated Georgia 31-28 as David Treadwell kicked a 46-yard field goal with no time left on the clock.

November 15, 1986 —Clemson tied Maryland 17-17 to win the ACC championship, as Treadwell kicked a 20-yard field goal with two seconds left.

December 27, 1986 —Clemson won the Gator Bowl championship with a 27-21 decision over Stanford.

January 3, 1987 —Clemson was ranked 17th in the nation in the final AP Poll, its first final Top 20 ranking since 1983.

September 19, 1987 —David Treadwell booted a 21-yard field goal with 2 seconds left to beat Georgia on national TV.

September 26, 1987 —Clemson had not returned a punt or kickoff for a touchdown in 17 years,

then had one of each in a 33-12 win over Georgia Tech. Donnell Woolford scored on a 78-yard punt return and Joe Henderson on a 95-yard kickoff return.

January 1, 1988 —Clemson gained 499 yards total offense in handing Penn State its worst Bowl game defeat, 35-10 in the Florida Citrus Bowl.

November 12, 1988 —Clemson clinched an ACC record-tying third straight ACC title with a 49-25 win at Maryland. Clemson scored 28 points in the fourth period on just nine offensive plays.

January 2, 1989 —Clemson became the first ACC team to defeat Oklahoma in a 13-6 Florida Citrus Bowl victory. Clemson held the Oklahoma offense without a touchdown for just the second time in the decade of the eighties. Clemson closed the season with a #9 ranking and became the only school in the nation to win a conference title, a Bowl game and rank in the Final Top 20 for three straight years.

September 9, 1989 —Clemson earned a landmark victory at Florida State, 34-23. The Tigers jumped out to a 21-0 lead behind a 73-yard interception return by Wayne Simmons and a 73-yard touchdown run by Terry Allen. The victory moved Clemson to number-seven in the AP poll and it was the last loss of the season for Florida State, who eventually ended the season ranked third in the nation.

November 18, 1989 —Clemson slaughtered South Carolina 45-0, the largest margin of victory for Clemson in the series in 89 years. Clemson outgained the Gamecocks 466-155 and picked up 355 yards rushing. Clemson's fifth ranked defense forced five turnovers.

December 30, 1989 —The Tigers defeated West Virginia 27-7 in the Gator Bowl. It was Clemson's fourth straight bowl victory and the fourth straight year Clemson concluded the season ranked in the national top 20. The Tigers held West Virginia to just 119 yards passing and forced Heisman Trophy runner up Major Harris into three fumbles. The win gave Clemson 38 wins in a four-year period, an all-time ACC record.

January 18, 1990 —Danny Ford resigned as head coach after 11 full seasons as head coach. He finished his career tied for first in ACC history in career victories with 96 and he was second in winning percentage. He had a 96-29-4 overall record and 76 percent winning mark. He was the third winningest active coach at the time of his resignation.

January 21, 1990 —Ken Hatfield became Clemson's 22nd head coach. Hatfield had been the head coach at Arkansas since 1984 and took his alma mater to bowl games each of his six seasons.


January 1, 1991 —Clemson shut out Illinois 30-0 in its first Hall of Fame Bowl appearance. It was Clemson's largest margin of victory in a bowl game. The win elevated Clemson to #9 in the final AP poll and gave Clemson a Top 10 ranking in Ken Hatfield's first year. He was the first ACC coach ever to take a team to a Top 10 ranking in his first year.

Academic All-Americans

BUSSEY BACKFIELD

Charlie Bussey, academic All-American in 1956, has also been a success as a family man. He has three daughters, all Clemson grads, and is the only father to have two different daughters chosen the Clemson Homecoming Queen.

Clemson History



Charlie Bussey, Back, 1956: Clemson quarterback 1954-56 ... captain of the 1956 team which won the ACC title and played Colorado in the 1957 Orange Bowl ... Academic All-ACC in 1955 and 1956 ... led the Tigers in passing, punting and interceptions in 1956, the last Tiger to pull off that all-around triple threat performance ... entered Air Force

where he served as an instructor-pilot for over eight years ... lives in Greenville, SC, where he oversees manufacturing plants.



Harvey White, Back, 1957: Second-team Academic All-American as a sophomore ... Academic All-ACC in 1957 and 1958 ... led the team in total offense during his sophomore and junior years ... paced the club in passing for three straight seasons ... All-ACC as a sophomore, he quarterbacked Clemson for three straight years and to

three straight bowl games ... co-captain for the 1959 team ... had a 154 passing efficiency figure in 1957, second highest single season figure in Clemson history ... 18th in the nation in total offense in 1957 with 1038 yards ... still ranks fifth in Clemson history in passing efficiency ... first Clemson quarterback to complete over 50 percent of his passes for a career ... still in top five in Clemson history in touchdown passes.



Lou Cordileone, tackle, 1959 (above): Named to first-team All-American, Academic All-American and Academic All-ACC ... only Clemson player to be chosen first-team Academic and on-field All-American in the same year ... started on two ACC Championship teams which were nationally ranked 12th and 11th in 1958 and 1959, respectively ...


played in two 1959 bowl games, the Sugar Bowl and the Blue Bonnet Bowl ... right fielder in the College World Series for Clemson baseball team in 1959 ... first-round draft pick in both the NFL and the AFL ... played with the New York Giants in 1960.



Don Kelley, End, 1971: Three-time Academic All-ACC selection ... holds single game return yardage record for Clemson and the ACC with 223 yards against Maryland in 1970 ... had a single game record 167 yards on punt returns in that game ... his 389 punt return yardage in 1970 ranks as the second best for a single season ... sixth in the nation


in punt returns in 1970 ... played defensive back for two years, then switched to flanker for his senior year ... his mother was

1970 IPTAY Mother-of-the-Year ... Don is now a dentist in Greenville, SC.




Ben Anderson, Defensive Back, 1971: Second-team Academic All-American ... President of Tiger Brotherhood while at Clemson ... earned 1972-73 NCAA Postgraduate Scholarship Award ... won the Jim Weaver Award as the outstanding student-athlete in the ACC for the 1972-73 academic year ... recipient of the Frank Howard Award for bringing

honor to Clemson University in 1973 ... three-time academic All-ACC on the gridiron, he made the team in 1970, 1971 and 1972 ... attended South Carolina Law School ... lives in Clemson and is the General Counsel for Clemson University.



Steve Fuller, Quarterback, 1977-78: First-team Academic All-American as a senior, second-team in his junior year ... made Dean's List six consecutive semesters at Clemson ... awarded NCAA Postgraduate Scholarship and Jim Weaver Postgraduate Scholarship from the ACC ... honored in 1978 as one of 11 scholar athletes by the National Football

Foundation and Hall of Fame ... NCAA Top Five Award winner, given annually to the top five student athletes in the nation, regardless of sport ... graduated with a 3.93 in Pre-Law (History) ... just the second Clemson athlete in history to have his number (four) retired ... played in East-West Shrine Bowl and Senior Bowl in 1979 ... played in the NFL for eight years, including a stint with the Super Bowl Champion Chicago Bears ... works in real estate in Hilton Head Island, SC.



Mike Eppley, Quarterback, 1983: 1991 Clemson Hall of Fame inductee ... honorable mention All-American in 1984 ... Academic All-ACC in football and basketball, three times each during his celebrated career ... participated in 1984 Blue-Gray game ... tossed for 28 career touchdown passes, breaking Bobby Gage's record ... recipient of the Frank

Howard Award in 1983-84 academic year and the Clemson IPTAY Athlete-of-the-Year the same season ... third in the nation in passing efficiency in 1983, the highest finish ever by a Clemson quarterback ... only Clemson QB to rank in the Top 25 in passing efficiency twice ... fourth-team Academic All-American in 1984, he was first-team All-ACC by AP for his on-field performance ... doubled as basketball player for four years ... earned 268 assists, seventh best all-time finish in Clemson history on the hardcourt ... heating and air conditioning vice president in Charlotte, NC.

Clemson All Americans

ALL-AMERICA STREAK

Clemson has had at least one All-American (first, second or third team by any major service), since 1977. During this time Clemson has had 24 different players chosen.

Clemson History



Banks McFadden, Back, 1939: Consensus All-American in both football and basketball in the same calendar year (1939), only Clemson athlete to do that ... named the nation's most versatile athlete for

1939-40 ... Clemson's first wire-service All-American ... record setter on the field as a runner, passer, and punter ... led Tigers to state championship in track twice in his three years on the team ... elected to National Football Hall of Fame in 1959 ... received Distinguished Alumni Award from Clemson in 1966 ... charter member of the Clemson Athletic Hall of Fame and South Carolina Athletic Hall of Fame ... only Clemson player to have his jersey retired in two sports ... the number-three pick of the Brooklyn Dodgers (football) after the 1939 season, that is still the highest draft pick ever by a Clemson player ... played one year in the NFL and led the league in yards per rush ... coached the running backs at Clemson for 26 years, he was also the head basketball coach from 1947-56 ... retired, now living in Clemson.

sophomore and junior seasons ... first Clemson offensive lineman to earn All-America honors ... 14th round pick of the Pittsburgh Steelers after the 1946 season ... played one year of pro football (1947) with Pittsburgh.



Bobby Gage, Tailback, 1948: Senior-year All-American after leading Clemson to a 10-0 campaign and a 24-23 Gator Bowl victory over Missouri ... unanimous choice as MVP in 1949 Gator Bowl ... fourth in

career total offense at Clemson with 3757 yards ... tied for fifth in Clemson history with 10 career interceptions ... had perhaps the best all-around passing game in Clemson history when he completed 9-11 for 245 yards and two TDs vs. Furman in 1947 ... had four TD passes vs. Auburn in 1947, still the only Tiger to throw for four TDs in a game ... first-round draft pick for the Pittsburgh Steelers, where he played for two years ... 1976 Clemson Athletic Hall of Fame inductee ... named to the Gator Bowl Hall of Fame in 1990 ... works in Textiles at Chemurgy Products, Inc. ... lives in Greenville, SC.

Pro Game in Chicago ... a sixth round pick of the Pittsburgh Steelers after the 1952 season ... after graduating from Clemson, he went on to earn Master's and Doctoral degrees in education ... President of Greenville Technical College.



Joel Wells, Back, 1955: Third-team All-American ... broke conference rushing record in his junior year ... a second-round draft pick of the Green Bay Packers after the 1956 season ... played four

years with the Montreal Alouettes of the CFL, then one year (1961) with the New York Giants ... only Clemson running back to rank in the top 20 in the nation in rushing in consecutive seasons ... ranked seventh in rushing in 1955 and 18th in 1956 ... two-time first-team All-ACC selection ... still ranked 12th in career rushing at Clemson ... led Clemson in rushing three straight seasons, 1954-55, he was the first Clemson player to do that ... played in the 1957 Senior Bowl ... lives in Greenville, SC.




Joe Blalock, End, 1940-41: Clemson's first two-time All-American ... sophomore starter on the Cotton Bowl team ... leading Tiger receiver for three consecutive years ... tied for fifth in Clemson

history with 11 career touchdown receptions ... averaged 20.34 yards per catch in his career, still the Clemson record on a yards per reception basis ... fifth-round draft choice of the Detroit Lions after the 1941 season ... played basketball 1940-41 for the Tigers ... charter member of the Clemson Athletic Hall of Fame in 1973 ... died August 21, 1974.



Jackie Calvert, Safety, 1950: NEA first-team All-America safety ... still holds career record for rushing yards per attempt (5.92) ... team captain for 1951 Orange Bowl team ... top yardage gainer that season

with 1220 yards, he was a fine all-around back ... still second in Clemson history in career yards per pass attempt with 8.76 figure ... also sixth in career passing efficiency ... a 25th-round draft pick of the Los Angeles Rams after the 1950 season ... one of the stalwarts on two undefeated Clemson teams ... nickname "The Kid" ... lives in Greensboro, NC.



Lou Cordileone, Tackle, 1959: Named to first-team All-American, Academic All-American and Academic All-ACC in 1959 ... started on two ACC Championship teams which were na-

tionally ranked 12th and 11th in 1958 and 1959, respectively ... played in two 1959 bowl games, the Sugar Bowl and the Bluebonnet Bowl ... right fielder in the College World Series for the Tigers in 1959 ... first-round draft pick in both the NFL and the AFL, he was chosen by the New York Giants in the NFL and the Buffalo Bills in the AFL ... first Clemson player to play in the Hula Bowl, he also played in the 1960 College All-Star Game in Chicago.



Ralph Jenkins, Center, 1945: Second-team All-American ... played in the 1946 Blue-Gray Classic, he was one of the first Tigers chosen to an All-Star game ... chosen All-American as a junior, he started only

four games as a senior due to injury ... regarded as the top center in Clemson history, he was a starter at center in 1943, 1944 and 1945 ... started all 27 games at center his freshman,



Tom Barton, Guard, 1952: Spent two years in Navy prior to attending Clemson ... named to all-state, All-South and All-America teams during his senior year ... nickname "Black Cat" ... received Blue Key

Award as the Outstanding Athlete-of-the-Year in 1952 ... played in the 1953 All Star College-




Wayne Mass, Offensive Tackle, 1966: First-team All-American as a junior ... recipient of the Jacobs Blocking Trophy for the Atlantic Coast Conference and South Carolina for the 1966 season ... a fourth-

round draft pick of the Chicago Bears in the 1968 draft, he was the 99th player chosen ... played in the 1968 Hula Bowl and the 1967 East-West game ... lives in Chicago, IL.



Harry Olszewski, Offensive Guard, 1967: First-team consensus All-American ... only unanimous choice to All-ACC team in 1967, it was in his second straight year on the team ... named to the

Silver Anniversary All-ACC team in 1977 ... played in the East-West Shrine Bowl and the Senior Bowl ... scored a 12-yard touchdown against South Carolina his junior year, playing offensive guard, no Clemson offensive lineman has scored since ... won ACC and State Jacobs Blocking Trophy in 1967 ... started 30 consecutive varsity games ... drafted in third round by the Cleveland Browns ... played for Montreal Alouettes 1969-1970 ... 1980 Clemson Athletic Hall of Fame inductee, he made it into the South Carolina Hall of Fame in 1990 ... lives in Ft. Lauderdale, FL.



Joe Bostic, Offensive Guard, 1977-78: Two-year first-team All-American ... four-year starter on the offensive line for Clemson, 1975-78 ... named the top blocker in the ACC in 1977 and the Jacobs

Blocking Trophy winner for the state of South Carolina in 1977 and 1978 ... started in the 1979 Hula Bowl ... played in the East-West Shrine Bowl ... third-round draft choice of the St. Louis Cardinals in 1979 ... played for 10 seasons (1979-88) with the Cardinal organization ... member of 1979 NFL All-Rookie team.



Jim Stuckey, Defensive Tackle, 1979: Held quarterback sack career record with 18 until William Perry broke it in 1984 ... tied with Michael and William Perry for single-season sack record with 10 ...

still ranked in top five in Clemson history in career tackles with 314 ... first-round draft pick of the San Francisco 49ers in the 1980 draft, he was the 20th player chosen that year ... played with the 49ers from 1980-86, he won Super Bowl Champion rings in 1981 and 1984 ... also played with the San Diego Chargers and New York Jets.



Dave Thompson, Offensive Guard, 1970: First-team All-American ... played center in his senior year ... recipient of State of South Carolina Jacobs Blocking Trophy in 1970 ... first-team All-ACC in

1970 ... a second-round draft pick of the Detroit Lions in 1971, he was the 30th selection of the entire draft ... played three years with the Detroit Lions and two years with the New Orleans Saints.



Jerry Butler, Split End, 1978: First-team AP All-American ... had a record 2,223 yards in pass receiving and at least one pass reception in 35 consecutive games ... Senior Bowl participant ... co-winner

of Frank Howard Award with Steve Fuller for the 1978-79 academic year ... will always be remembered for his game-winning catch at South Carolina in 1977, in 31-27 Tiger victory ... 10th in the nation in receiving with 4.9 catches per game ... first-round draft choice of the Buffalo Bills, he was the fifth pick of the entire draft ... AFC Rookie of the Year in 1979 according to UPI and **Sporting News** ... played in the 1980 Pro Bowl ... played with the Buffalo Bills for nine seasons, 1979-87.



Obed Ariri, Place-kicker, 1980: Set or tied nine NCAA records for field goal kicking and scoring ... NCAA all-time leader in career field goals with 63 at the time of his graduation and he led the country

with 23 as a senior ... tied the national record with the most consecutive games with at least one field goal at 14 ... had 7 in a season and 17 career multiple field goal games to tie NCAA records ... set seven other ACC and eight Clemson records ... all-time leader in kick-scoring points with 288 for both Clemson and the ACC ... played three seasons of soccer at Clemson ... first Clemson athlete in history to letter in two sports in the same season ... once kicked three field goals to beat Notre Dame, 16-10 in football, and scored the only goal in an NCAA soccer win over South Carolina on the same weekend ... seventh-round draft pick for the Baltimore Colts in 1981 ... played for Tampa Bay Bucs in 1984.



Bennie Cunningham, Tight End, 1974-75: Consensus first-team All-American his junior year, he was also chosen to some first teams as a senior ... 12th on Clemson's all-time receptions list ...

two-time first-team All-ACC ... selected to play in Hula Bowl, Japan Bowl and East-West Shrine Bowl ... played for the Pittsburgh Steelers and won two Super Bowl rings (1978 and 1979 seasons) ... a first-round draft pick for Pittsburgh in the 1976 draft, he was the 28th player chosen ... a tight end with the Steelers between 1976-85 ... assistant coach at Hillcrest High School in Simpsonville, SC.



Steve Fuller, Quarterback, 1978: Third-team All-American in 1978 coupled with being on the Academic All-America team for two years ... ACC Player-of-the-Year in 1977 and 1978 ... in 1978 he led

Clemson to ACC Championship with a perfect 6-0 record and then to a Gator Bowl victory ... Tigers were 11-1 and ranked sixth in final poll that year ... recorded 4,359 yards passing and a total offense of 6,096 yards in his career to top Clemson's all-time leader list ... leads Clemson in career touchdown responsibility with 44 ... second best pass interception avoidance percentage in NCAA history with 3.33% at the time of his graduation ... 17 interceptions in 511 attempts ... shared Frank Howard Award with Jerry Butler for the 1978-79 academic year, he won it outright in 1977 ... only two-time recipient of that award ... first-round draft pick of the Kansas City Chiefs in 1979, he was the 23rd pick of the draft ... played for Super Bowl Champion Chicago Bears in 1985 ... 1985 Clemson Athletic Hall of Fame inductee.



Jeff Davis, Linebacker, 1981: First-team All-American ... nicknamed "The Judge" ... still holds Clemson record for most tackles in a game (24) and in a season (175) ... has the second best career

tackles mark with 469 ... has the most caused fumbles in a career (10) and most career recovered fumbles (8) ... Defensive MVP of the 1981 Orange Bowl when Clemson downed Nebraska to win the national championship ... captain of Clemson's 1981 national Championship team ... fifth-round draft pick for the Tampa Bay Bucs ... played for Bucs 1982-87 and was the team's leading tackler four seasons ... also captain of Tampa Bay team for four of his six seasons ... National Lineman of the Year by the Atlanta Touchdown Club his senior season ... 1989 Clemson Athletic Hall of Fame inductee.



Terry Kinard, Free Safety, 1981-82: First and still the only Clemson player to be unanimous All-America pick ... first two-time Clemson All-America defensive back ... a first-team AP All-American

two years in a row, the only Clemson player to do that ... CBS National Player of the Year for the 1982 season ... chosen to the **USA Today** All-College Football Team in the 1980s ... two-year member of the All-ACC team ... all-time Clemson leader in interceptions with 17, a mark that tied the 20-year-old ACC record ... holds Clemson record for tackles by a defensive back with 294 in his career ... first-round pick of the New York Giants in 1983, he was the 10th pick of the entire draft ... played with Super Bowl Champion Giants in 1986 and was with the club 1983-89 ... played in the 1988 Pro Bowl Game ... played with Houston Oilers in 1990.



Perry Tuttle, Wide Receiver, 1981: First-team All-American ... all-time Clemson leader in career receptions, reception yards, single-season yardage, and most yards receiving by a freshman, sopho-


more, and junior ... all-time Clemson leader in career receptions ... had five receptions for 56 yards, including a 13-yard touchdown pass in Clemson's Orange Bowl victory over Nebraska ... that was the final catch of his career ... made **Sports Illustrated** cover with touchdown celebration in that game, only Clemson athlete on the cover of **SI** while still a Clemson athlete ... caught at least one pass in each of his last 32 games ... nickname "P.T." ... first-round draft pick of the Buffalo Bills, he was the 19th pick of the draft ... now plays for the Winnipeg Blue Bombers, he helped that team to Gray Cup Championship in 1990.



Jeff Bryant, Defensive Tackle, 1981: Second-team All-American on Clemson's National Championship team ... still has fourth best single season tackles for loss mark with 19 in the 1981 season ... led

the National Championship team in sacks and tackles for loss ... first-team All-ACC that year ... still ranks in top 10 in Clemson history in career sacks and tackles for loss ... will always be remembered for his fumble recovery at North Carolina in 1981 late in the fourth period of Clemson's 10-8 victory that kept the National Championship hopes alive ... first-round pick of the Seattle Seahawks in the 1982 draft, he was the number-six pick of the entire draft ... has been

with Seahawks 1982-90 and is currently second in Seahawk history in career sacks.




William Perry, Middle Guard, 1982-84: First three-time All-American at Clemson ... 13th ACC player named two-time consensus All-American ... first among Division I players in tackles for loss as a senior with

2.45 per game ... only fourth defensive player to be named ACC Player-of-the-Year ... only fourth defensive player of be named All-ACC player for three years ... first Clemson player to be a three-time selection to the All-ACC team ... Clemson's all-time leader in quarterback sacks with 25, until his brother Michael broke the record three years later ... tied for single season sack record at 10 ... all-time ACC leader in tackles for loss with 60 in his career, until his younger brother Michael broke it by one in 1987 ... first Clemson down lineman to lead the team in tackles ... Lombardi Award Finalist in 1984 ... nicknamed "Refrigerator" ... first-round draft pick for the Chicago Bears where he is still playing ... won National Championship as rookie with Clemson in 1981 and Super Bowl Championship as rookie with the Chicago Bears in 1985.



Johnny Rembert, Linebacker, 1982: Third-team AP All-American ... finished senior season as the second leading tackler behind Tery Kinard ... named to All-ACC team in 1982 ... tied for 12th


in career interceptions with eight, it is the highest total ever by a linebacker, and he only played two years at Clemson ... ranked eighth in the nation in interceptions with 0.6 a game in 1982, that is highest ranking ever by a Clemson linebacker ... selected to Blue-Gray game and Senior Bowl, but withdrew due to injury ... Junior College All-American from Cowley College ... now plays with the New England Patriots, he was a fourth-round pick of the Patriots in 1983 ... played in the 1988 and 1989 Pro Bowls, he was an All-Pro selection according to **Sports Illustrated** in 1988.



James Robinson, Defensive Tackle, 1983: Second-team All-American according to the **Sporting News** in 1983 ... has seventh best tackles for loss mark (25) in Clemson history ... All-ACC as a

senior, he had 83 tackles to match his uniform number ... major reason Clemson finished 9-1-1 in 1982 and 1983 ... played in 1983 Blue-Gray Game ... signed with Los Angeles of the USFL

in 1984 ... played with the Express in 1984 and 1985, but suffered a career-ending knee injury.



James Farr, Offensive Guard, 1983: Third-team AP All-American in 1983 ... first-team All-ACC ... started 34 consecutive games, including every game in 1983, and 35 total for his career ... major reason

Clemson was 12th in the nation in rushing and 10th in scoring in 1983 ... twice named the ACC offensive Lineman-of-the-Week ... selected to play in the Blue-Gray Game and the East-West Shrine Game ... 1983 recipient of the Jacobs Blocking Trophy for the ACC ... played with the Washington Federals of the USFL in 1984 and with the Orlando Renegades in 1985.



Dale Hatcher, Punter, 1984: Second-team All-American as a senior, honorable mention his junior year ... the only player in Clemson history to average over 40 yards a punt in four seasons ... only player

to lead Clemson in punting for four straight years ... Clemson's #2 career punting average leader with 42.9 yards ... number-one on the career list in net punting, 40.7 yards per punt ... finished 20th in the nation in punting his senior year ... holds school record for most punts over 50 yards (44) and most punts inside the 20-yard line (69) ... 19th in the nation in punting as a freshman, seventh as a junior and 20th as a senior ... a third-round pick of the LA Rams in the 1985 draft, he was the 77th player chosen ... led the NFL in net punting in 1985, his rookie season ... played in the Pro Bowl as a rookie and was an All-Pro selection ... played five years with the Los Angeles Rams.



Donald Igwebuike, Placekicker, 1984: Third-team AP All-American who booted the longest field goal in the ACC in each of his last three seasons ... led the nation and the ACC in field goal percentage

with a .941 senior season mark ... came to Clemson to play soccer, he played in two NCAA tournaments, 1980 and 1981 ... tied for 13th in the nation as a senior in kick-scoring with an 8.1 average ... a perfect 43-43 on PATs in his career and made 32-43 field goals ... only Tiger to boot at least one 50-yard field goal in four straight seasons ... had five career field goals of 50 or more yards ... in his last three seasons he was 107-180 on non-returnable kickoffs ... a 10th-round pick of the Tampa Bay Bucs after the 1984 season.



Steve Reese, Offensive Guard, 1985: Second-team, All-American by **Football News** who was an honorable mention choice as a junior ... first-team All-ACC ... in

on 776 plays for a season average over 70 plays per game, the most by a Clemson player at that time ... came on strong at the end of his senior season with 54 knockdown blocks in the last five games of the season ... major reason Clemson was in the top 10 in the nation in rushing during the 1985 season.




Terrence Flagler, Tailback, 1986: First-team All-American according to the Football Writers Association and runnerup in ACC Player-of-the-Year voting in 1986 ... finished 13th in the nation in rushing,

but was third in yards-per-carry among players with at least 800 yards ... third Clemson player to score four touchdowns in a single game ... still holds Clemson single game record for all-purpose running with 274 yards at Wake Forest in 1986 ... also still holds Clemson rushing record for yards gained in a three-game, five-game, six-game and seven-game series ... set Clemson regular season record for yards per game with 106.9 figure in 1986 ... drafted by the San Francisco 49ers in the first round (25th pick) in 1987 draft ... earned two Super Bowl Championship rings with the 49ers ... he is now with the Phoenix Cardinals.



John Phillips, Offensive Guard, 1986-87: First-team All-American as a junior who was second team All-American as a senior ... made All-ACC team two consecutive years ... captured Jacobs Blocking

Trophy for South Carolina two years in a row ... had single season record of 103 knockdown blocks as a junior, he concluded his career with 245 knockdown blocks, still second in Clemson history ... still only Tiger with a pair of 100-knockdown block seasons, he had 100 in 1986 and 103 in 1987 ... started 32 games and played in 47 for his career ... co-captain of Clemson's 1987 team with Michael Dean Perry ... graduate assistant coach at Clemson for 1990 and 1991.



Michael Dean Perry, Defensive Tackle, 1987: First-team All-American ... ACC Player-of-the-Year as a senior ... holder of the ACC record for career tackles for loss (61) and career sacks (28), both

were previously held by his brother William...tied for single-season sack record at 10 ... tied the Clemson single game tackle-for-loss mark against N.C. State with five for 34 yards ... finalist (one of three) for Outland Trophy in 1987 ... played in both the Hula and Japan Bowls ... All-ACC in 1986 and 1987...a second-round pick of the Cleveland Browns in 1988 draft, he has already been All-Pro twice and played in two Pro Bowls.



David Treadwell, Placekicker, 1987: Consensus first-team All-America placekicker ... walked on to Clemson team and was red-shirted and then a reserve behind Donald Igwebuike in 1984 ...

leading votegetter on All-ACC Sportswriters' first team, receiving all but one of the votes in 1987 ... was fifth in the nation with 1.8 field goals per game ... will always be remembered for beating Georgia with field goals inside the last 10 seconds in 1986 and 1987 ... six times in his career he won or tied games with field goals inside the last three minutes of the fourth quarter ... participated in the Hula Bowl, kicking three field goals and an extra point ... in his third season with the Denver Broncos, he played in the Pro Bowl after the 1989 season as a rookie ... All-Rookie team selection in 1989.




Donnell Woolford, Cornerback, 1987-88: Consensus first-team All-American cornerback, along with Kinard the only Clemson defensive backs to make All-American for two seasons ... first player in

Clemson history to record double figures in PBUs in three different seasons ... Clemson's career leader in PBUs with 44 ... finalist for the Thorpe Award in 1988 ... first-team All-ACC for two years, top votegetter on defense in 1988 ... selected for both the East-West Shrine Bowl and the Hula Bowl his senior season ... a first-round pick of the Chicago Bears, he was the 11th pick of the draft overall ... currently starting for the Chicago Bears.



Stacy Long, Offensive Tackle, 1989-90: Consensus first-team All-American his senior year, he was a first-team **Sporting News** All-American as a junior ... one of three finalists for the Outland Trophy in

1990, only the second Clemson player to do so ... first team All-ACC performer for two years ... had 141 knockdown blocks in his career, a record for an offensive tackle ... two-time ACC Player-of-the-Week in 1990, he was a six-time choice in his career, more than any other Tiger ... one of the reasons Clemson won 40 games between 1987 and 1990, the fourth best record in college football ... 11th-round draft pick of the Chicago Bears in 1991.



Chris Gardocki, Placekicker, 1989-90: Second-team as a junior and a third-team choice as a sophomore placekicker ... an honorable mention choice at punter as well by UPI as a freshman, sophomore

and junior ... ranked fourth in punting and tied for fourth in placekicking in the nation as a junior ... second player in the NCAA to finish in the Top 10 in both categories in the same season, the first to do it twice ... tied ACC record for longest field goal with a 57-yarder against Appalachian State in 1990 ... had a pair of four-field-goal-games in 1990 ... recorded 72 consecutive PATs to set new Clemson record, he never missed one in his Clemson career ... had 20 multiple field goal games in his Clemson career, a Tiger record ... tied Obed Ariri's career record for total field goals with 63 ... third-round draft pick of the Chicago Bears in 1991, he left Clemson after his junior year.



Levon Kirkland, Linebacker, 1990: Named second-team AP and UPI All-American in 1990 as a junior...only underclassman to be a finalist for the 1990 Butkus Award...standout on

Clemson's number-one ranked defense in 1990 ... earned MVP honor in the 1989 Mazda Gator Bowl with nine tackles, a sack and three quarterback pressures .. a senior on the 1991 Tigers, who has been a consensus preseason All-American for 1991 (see bio section of this press guide for further details).

All-American Career Stats

All-Time Greats

Banks McFadden, Back (Consensus 1st Team, 1939)

Year	Passing						Rushing			Receiving		
	GP-GS	Comp	Att	Int	Yds	Pct.	Att	Yds	Avg	Rec	Yds	Avg
1937	9-0	0	2	1	0	.000	34	185	5.4	8	164	20.5
1938	9-6	10	20	0	169	.500	66	342	5.2	2	26	13.0
1939	9-8	31	70	6	581	.443	78	469	6.0	1	23	23.0
Totals	27-14	41	92	7	750	.438	178	996	5.6	11	213	19.4

Year	Plays	Total		Total		Int-Yds	Punts	Yds	Avg
		Off	Y/P	TD	Pts				
1937	36	185	5.13	2	13	1-0	19	640	34.2
1938	86	511	5.94	5	31	1-5	29	1139	39.3
1939	148	1050	7.09	5	30	2-27	65	2828	43.5
Totals	270	1746	6.47	12	74	4-32	113	4607	40.8

Joe Blalock, E (1st Team 1940, 1941)

Year	GP-GS	Rec	Yds	Avg	TD	Pts	Int-Yds	Rush-Yds	Avg	Passing	
										C-A-I	Yds
1939	10-9	15	322	21.47	3	18	0-0	4-21	5.2	1-	3-0-23
1940	9-8	10	211	21.10	4	24	1-45	15-58	3.9	1-	8-0-22
1941	9-9	13	240	18.50	4	26	0-0	16-64	4.0	0-	1-0-0
Totals	28-26	38	773	20.34	11	68	1-45	35-143	4.1	2-12	0-45

Ralph Jenkins, C (2nd Team, 1945)

Bobby Gage, TB-SAF (1st Team, 1948)

Year	GP-GS	Passing						Rushing				
		Com	Att	Int	Yds	TD	Pct.	Eff	Att	Yds	Avg	Int-Yds
1945	8-3	8	14	1	171	1	.571	169.0	44	214	4.9	2-33
1946	5-4	24	44	3	388	2	.545	129.9	53	250	4.7	1-10
1947	9-9	47	115	13	1002	10	.409	120.2	114	502	4.4	2-16
1948	11-10	44	105	10	887	11	.419	129.3	105	343	3.3	5-38
Totals	33-26	123	278	27	2448	24	.442	127.2	316	1309	4.1	10-97

Year	KOR-Yds	PR-Yds	Plays	Total		Y/P	TDs	Pts	Punts	Yds	Avg
				Off	Y/P						
1945	2-43	8-64	58	385	6.6	0	0	0	22	779	35.4
1946	4-86	5-74	97	638	6.6	2	12	15	15	530	35.3
1947	10-244	14-98	229	1504	6.6	7	42	52	1950	37.5	
1948	5-118	12-203	210	1230	5.9	1	7	37	1317	34.5	
Totals	21-491	39-439	594	3757	6.3	10	61	126	4576	35.9	

Jackie Calvert, TB-SAF (1st Team, 1950)

Year	GP-GS	Com	Att	Int	Yds	TD	Pct.	Eff	Rushing				
									Att	Yds	Avg	TD	Rec Yds
1948	5-0	1	6	0	10	0	.167	83.37	20	143	7.2	1	0 0
1949	10-7	16	51	5	318	2	.320	77.71	62	292	4.7	7	5 133
1950	11-9	23	44	3	557	6	.523	188.85	105	663	6.3	4	5 119
Total	26-16	40	101	8	885	8	.396	123.50	187	1098	5.9	12	10 252



Bobby Gage



Jackie Calvert



Joel Wells



Wayne Mass

ALL ALL-AMERICANS

Clemson has had 38 different players chosen first, second or third-team All-American by some service over the years. Twenty-one of the players were on Tiger teams over the last 11 years.

Year	Plays	Total		Y/P	PR-Yds	KR-Yds	Int-Yds	TD	Pts	Punts	Yds	Avg
		Off										
1948	26	153	5.9	4-77	1-15	1-15	1	6	1	49	49.0	
1949	112	610	5.4	15-131	6-98	2-37	7	42	26	1087	41.8	
1950	149	1220	8.2	14-225	6-89	2-7	6	36	4	178	44.5	
Totals	287	1983	6.9	33-433	13-202	5-59	14	84	31	1314	42.4	

Tom Barton, Guard (2nd Team, 1952)

Joel Wells, Back (3rd Team, 1955)

Year	GP-GS	Att	Rushing		TD	Receiving		TD	PR-Yds	Int-Yds	KR-Yds
			Yds	Avg		Rec	Yds				
1954	10-7	74	352	4.8	3	3	34	11.3	0	2-13	1-0 2-20
1955	10-10	135	782	5.8	5	3	87	29.0	1	7-56	2-37 8-181
1956	11-11	156	678	4.3	6	4	80	20.0	0	2-16	2-6 6-140
Totals	31-28	365	1812	5.0	14	10	201	20.1	1	11-85	5-43 16-341

Lou Cordileone, Tackle (1st Team, 1959; 1st Team Academic All-American)

Wayne Mass, Offensive Tackle (1st Team, 1966)

Harry Olszewski, Offensive Guard (Consensus 1st Team, 1967)

Dave Thompson, Offensive Guard (1st Team, 1970)


Bennie Cunningham, (Consensus 1st Team 1974, 1st Team 1975)

Year	GP-GS	Rec	Yds	Avg	TD	Rushing			
						Att	Yds	Avg	TD
1973	11-11	22	341	15.5	1	11	73	6.6	0
1974	11-11	24	391	16.3	7	3	4	1.3	0
1975	11-11	18	312	17.3	2	3	4	1.3	0
Totals	33-33	64	1044	16.3	10	17	81	4.8	0


Joe Bostic, Offensive Guard (1st Team, 1977-78)

Jerry Butler, WR (1st Team, 1978)


Year	GP-GS	Rec	Yds	Avg	TD	Rush			KOR-Yds
						Att	Yds		
1975	1-0	1	7	7.0	0	0	0		3 46
1976	11-9	33	484	14.6	4	3	23		3 32
1977	12-12	47	824	17.5	4	3	13		0 0
1978	12-12	58	908	15.7	3	0	0		0 0
Total	36-33	139	2223	16.0	11	6	36		6 78




Jim Stuckey



James Farr



Jeff Bryant



Donnell Woolford

Steve Fuller, QB (3rd Team, 1978; 1st Team Academic 1978)

Year	Passing					Rushing				
	GP-GS	Comp	Att	Yds	Int	TD	Pct	Att	Yds	TD
1975	8-1	22	46	354	3	2	.478	47	148	0
1976	11-9	58	116	835	6	5	.500	157	503	6
1977	12-12	106	205	1655	8	8	.517	178	437	6
1978	12-12	101	187	1515	4	7	.540	153	649	10
Total	43-34	287	554	4359	21	22	.518	535	1737	22

Jim Stuckey, DT (1st Team, 1979)

Year	GP-GS	Tot	Hits	Ast	TL	Sacks	CF-RF	PBU
1976	10-4	33	19	14	4	0	0-0	0
1977	12-12	88	46	42	5	4	1-1	2
1978	12-12	87	46	41	7	4	1-0	2
1979	12-12	106	63	43	20	10	1-0	0
Totals	46-40	314	174	140	36	18	3-1	4

Obed Ariri, PK (1st Team, 1980)

Year	GP-GS	0-20	21-29	30-39	40-49	50&up	Total	PATs	Pts
1977	12-11	1-1	2-2	3-3	3-6	1-8	10-20	23-24	53
1978	12-11	0-0	8-9	3-6	3-10	0-0	14-25	44-46	86
1979	12-11	2-2	4-7	6-6	4-6	0-1	16-22	14-15	62
1980	11-11	1-1	9-10	8-8	4-7	1-4	23-30	18-18	87
Totals	47-44	4-4	23-28	20-23	14-29	2-13	63-97	99-103	288

Jeff Davis, LB (1st Team, 1981)

Year	GP-GS	Tot	Hit	Ast	TL-Yd	Sack-Yd	PBU	Int-Yds	CF-RF
1978	5-0	11	5	6	0-0	0-0	1	1-10	3-2
1979	12-12	123	63	60	6-25	0-0	5	3-17	0-0
1980	11-11	160	108	52	2-7	0-0	4	0-0	3-2
1981	12-12	175	119	56	10-37	4-27	6	0-0	4-4
Total	40-35	469	295	174	18-69	4-27	16	4-27	10-8

Perry Tuttle, WR (1st Team, 1981)

Year	GP-GS	Rec	Yds	Avg	TD	LG	Rush	Yds	Avg	TD	KR-Yds
1978	11-0	9	192	21.3	1	39	5	55	11.0	0	0-0
1979	12-12	36	544	15.1	4	81	2	12	6.0	0	0-0
1980	11-11	53	915	17.3	4	63	2	23	11.5	0	0-0
1981	12-12	52	883	17.0	8	80	3	21	7.0	0	12-266
Totals	46-35	150	2534	16.9	17	81	12	111	9.3	0	12-266

Jeff Bryant, DT (2nd Team, 1981)

Year	GP-GS	Tot	Hit	Ast	TL-Yd	Sack-Yd	PBU	CF-RF
1978	12-0	31	13	18	1-6	0-0	0	0-0
1979	12-0	37	22	15	0-0	0-0	0	0-0
1980	11-8	52	31	21	7-42	5-45	1	0-1
1981	12-12	92	69	23	19-74	8-61	2	2-1
Total	47-20	212	135	77	27-122	13-106	3	2-2

Terry Kinard, DB (1st Team, 1981; Consensus 1st Team 1982)

Year	GP-GS	Tot	Hit	Ast	TL-Yd	PBU	Int-Yds-Lg	CF-RF	PR-Yds-Avg
1979	12-3	35	15	20	0-0	5	3- 93-40	0-0	0- 0-0
1980	9-9	73	36	37	0-0	7	2- 0- 0	2-1	12-50-4.2
1981	12-12	95	74	21	1-5	6	6- 51-19	1-0	0- 0-0
1982	11-11	89	62	27	1-1	12	6- 3- 3	1-1	0- 0-0
Total	44-35	292	187	105	2-6	30	17-147-40	4-2	12-50-4.2

Johnny Rembert, LB (3rd Team, 1982)

Year	GP-GS	Tot	Hit	Ast	TL-Yd	Sacks	PBU	Int-Yds	CF
1981	12-1	22	19	3	1-5	0-0	3	2-15	0
1982	10-9	64	37	27	8-23	1-2	5	6-128	3
Total	22-10	86	56	30	9-28	1-2	8	8-143	3

James Robinson, DT (2nd Team, 1983)

Year	GP-GS	Tot	Hits	Ast	TL-Yds	Sacks	CF-RF	PBU
1979	12-0	7	5	2	3-9	1-5	0-0	0
1980	11-5	47	33	14	5-23	2-12	0-0	2
1982	11-2	42	28	14	4-22	3-20	0-2	3
1983	11-11	83	57	26	13-20	5-43	2-2	5
Totals	45-18	179	123	56	25-74	11-80	2-4	10

James Farr, OG (3rd Team, 1983)

Year	GP-GS	Plays	KDs
1980	11-1	125	9
1981	12-12	506	32
1982	11-11	602	35
1983	11-11	654	46
Totals	45-35	1887	122

William Perry, DT (3rd Team 1982, Consensus 1st Team 1983, 1st Team 1984)

Year	GP-GS	Tot	Hit	Ast	TL-Yds	Sacks-Yds	CF-RF	PBU-BK
1981	12-4	48	33	15	9-50	4-44	1-2	0-0
1982	11-7	52	30	22	9-66	5-38	3-1	0-0
1983	11-4	61	38	23	15-67	6-40	2-1	1-0
1984	11-11	100	67	33	27-111	10-69	2-3	1-1
Totals	45-26	261	168	93	60-294	25-191	8-7	2-1

Donald Igwebuike, PK (3rd Team, 1984)

Year	GP-GS	0-29	30-39	40-49	+ 50	FGM-FGA	LK	XPM-XPA	Pts
1981	12-9	2-2	6-7	1-4	1-4	10-17	52	1-1	31
1982	11-2	0-0	1-1	1-2	1-1	3-4	55	0-0	9
1983	10-0	1-1	0-0	1-1	1-3	3-5	55	1-1	10
1984	11-11	4-4	4-5	6-6	2-2	16-17	53	41-41	89
Total	44-22	7-7	11-13	9-13	5-10	32-43	55	43-43	139

Dale Hatcher, P (2nd Team, 1984)

Year	GP-GS	No	Yds	Avg	- 20	+ 50	LP	HB	Net
1981	11-10	44	1908	43.3	17	13	64	1	40.5
1982	11-11	46	1871	40.7	21	8	63	1	38.8
1983	11-11	47	2051	43.6	15	10	57	0	40.9
1984	11-11	54	2361	43.7	16	13	68	0	42.4
Total	44-43	191	8191	42.9	69	44	68	2	40.7

Steve Reese, OG (2nd Team, 1985)

Year	GP-GS	Plays	Kds
1982	10-0	100	12
1983	11-7	462	30
1984	11-11	572	42
1985	12-12	850	82
Totals	44-30	1984	166

Terrence Flagler, TB (1st Team, 1986)

Year	GP-GS	Att	Yds	Avg	TD	LG	Rec	Yds	Avg	TD	KOR	Yds
1982	9-0	29	120	4.0	0	14	0	0	0.0	0	4	108
1983	2-1	31	202	6.5	0	35	2	21	10.5	0	1	8
1984	10-2	75	350	4.7	5	43	8	63	7.5	2	0	0
1985	9-0	52	232	4.3	2	47	10	54	5.4	0	0	0
1986	12-10	192	1258	6.6	10	88	16	188	11.8	3	0	0
Totals	42-13	379	2162	5.7	17	88	36	326	9.9	5	5	116

John Phillips, OG (1st Team 1986, 2nd Team 1987)

Year	GP-GS	Plays	KDs
1984	11-0	50	0
1985	12-8	621	42
1986	12-12	864	100
1987	12-12	795	103
Totals	47-32	2330	245

David Treadwell, PK (Consensus 1st Team, 1987)

Year	GP-GS	0-29	30-39	40-49	+50	Tot	PAT	LK	Pts
1985	11-11	4-6	8-8	5-8	0-2	17-24	25-25	49	76
1986	12-12	7-7	3-5	2-8	0-0	12-20	34-34	46	70
1987	11-11	7-8	7-8	4-6	0-0	18-22	33-34	43	87
Totals	34-34	18-21	18-21	11-22	0-2	47-66	92-93	49	233

Michael Dean Perry, DT (1st Team, 1987)

Year	GP-GS	Tot	Hits	Ast	TI-Yds	Sacks	CF-RF	PBU
1984	11-10	75	48	27	15-63	7-37	3-0	1
1985	7-6	34	19	15	7-20	2-5	1-0	6
1986	12-5	56	31	25	15-84	9-60	0-0	5
1987	11-11	74	52	22	24-128	10-86	1-0	3
Totals	41-32	239	150	89	61-295	28-188	5-0	15

Donnell Woolford (1st Team 1987, Consensus 1st Team 1988)

Year	GP-GS	Tot	Hits	Ast	TI-Yds	Int-Yds	PR-Yds	Avg	PBU
1985	12-0	21	12	9	0-0	1-34	1-14	14.0	2
1986	11-11	53	37	16	3-3	3-(-8)	25-203	8.1	12
1987	12-12	52	38	14	4-8	5-0	23-345	15.0	15
1988	12-12	61	45	16	5-18	1-0	29-192	6.6	15
Total	47-35	187	132	55	12-29	10-26	78-754	9.6	44

*Note: Had one sack for eight yards in 1988. Had 2 punt returns for TD in 1987.
Had 3 caused fumbles in 1988. Had one blocked kick in 1985 and 1988.

Chris Gardocki, PK (3rd Team, 1989; 2nd Team, 1990)

PLACEKICKING

Year	GP-GS	0-29	30-39	40-49	+50	Tot	Pat LK	Pts KO TB
1988	12-12	6-7	7-11	4-8	2-6	19-32	1-1 52	58 1 0
1989	12-12	10-10	2-5	10-13	0-1	22-29	41-41 49	107 32 9
1990	12-12	8-8	7-9	4-5	3-6	22-28	30-30 57	96 66 24
Totals	36-36	24-25	16-25	18-26	5-13	63-89	72-72 57	261 99 33

PUNTING

Year	NO	Yds	-20	+50	Ret-Yds	LP	HB	NET	Avg
1988	45	1924	7	8	23-206	66	0	38.1	42.76
1989	48	2062	15	7	16-171	63	0	39.4	42.96
1990	58	2580	12	15	33-300	78	1	39.3	44.48
Totals	151	6566	34	30	72-677	78	1	39.0	43.48

Stacy Long, OT (1st Team 1989, Consensus 1st Team 1990)

Year	GP-GS	Plays	KD
1986	5-1	39	3
1988	12-1	344	17
1989	12-12	734	69
1990	11-11	601	52
Totals	40-25	1718	141

LEVON KIRKLAND — see page 73.

AII-ACC Jersey Numbers

(Note: First-team selections only (AP or UPI))

85 IS MAGIC NUMBER

The number-85 has had the most All-ACC selections over the years. Ronnie Duckworth, John McMakin, Bennie Cunningham and Mark Drag all wore that number with distinction at Clemson.

All-Time Greats

No	Name	Pos	All-ACC Years	No	Name	Pos	All-ACC Years	No	Name	Pos	All-ACC Years
1	Peanut Martin	DB	1973	34	Ray Yaeger	TB	1969		Joe Lhotsky	OT	1968
	Obed Ariri	PK	1980	35	Randy Scott	LB	1977, 78	71	Joe Bostic	OG	1977, 78
2	Frank Magwood	WR	1982		Delton Hall	CB	1986		Dan Benish	DT	1981
3	Homer Jordan	QB	1981	37	Doug Cline	FB	1959	73	Johnny Boyette	OT	1965
4	Steve Fuller	QB	1977, 78	39	David Sims	P	1979		John Cagle	DT	1968
5	Dale Hatcher	P	1984	40	Hugh Mauldin	TB	1965	74	Don Chuy	T	1962
	James Lott	FS	1989	42	Edgar Pickett	DE	1983	76	Harold Olson	T	1959
6	Bob Paulling	PK	1982, 83	43	Terry Kinard	FS	1981, 82		Steve Berlin	DT	1985
7	Jim Ness	DB	1974	44	Buddy Gore	TB	1967, 68		Eric Harmon	OG	1989, 90
	Cliff Austin	TB	1982		Lester Brown	TB	1978	77	Ken Peebles	OT	1973, 74
9	Dexter Davis	CB	1989, 90		Levon Kirkland	OLB	1989, 90	78	Jim Padgett	T	1958
11	Ken Pengitore	QB	1973	45	Wayne Page	DB	1966		Wayne Mass	OT	1987, 88
12	Lowndes Shingler	QB	1960		Jeff Davis	LB	1981		Jeff Nunamacher	OT	1987, 88
	Andy Headen	DE	1982	47	Bill Mathis	HB	1959	81	K. D. Dunn	TE	1983
	Terence Mack	DE	1986		Bubba Brown	LB	1978, 79		Otis Moore	DT	1989
13	Rex Varn	DB	1979	48	Kenny Flowers	TB	1985	82	Gary Barnes	E	1959
14	Mike Eppley	QB	1984	50	Hank Phillips	C	1989	83	Jim Stuckey	DT	1978, 79
15	Jerry Butler	SE	1977, 78	51	Clyde White	T	1954		James Robinson	DT	1983
	Robert O'Neal	FS	1989	52	Dave Thompson	OG	1970	84	Jonathan Brooks	DE	1967, 68
	Terrance Roulhac	WR	1984	53	Steve Kenney	OT	1978	85	Ronnie Duckworth	DE	1967, 68
17	Charlie Waters	WR	1969	55	Jeff Bostic	OG	1979		John McMakin	TE	1971
	Chris Gardocki	P-PK	1989, 90		Henry Walls	LB	1983		Bennie Cunningham	TE	1974, 75
18	Jimmy Addison	QB	1966	57	Bill Hecht	LB	1965		Mark Drag	MG	1988
	Donald Igwebuikwe	PK	1984	60	James Farr	OG	1983	86	Butch Sursavage	DE	1965, 66
	David Treadwell	PK	1987	61	John Phillips	OG	1986, 87	88	Tommy King	E	1961
19	Harvey White	QB	1957	62	Larry Hefner	LB	1971	89	Ivan Southerland	DE	1969
20	Donnell Woolford	CB	1987, 88	63	Tony Berryhill	C	1981		Willie Anderson	MG	1974
21	Don Kelley	DB	1970		Steve Reese	OG	1984, 85	90	Johnny Rembert	LB	1982
	Terry Allen	TB	1987, 88	64	Jim Catoe	LB	1967, 68		Vance Hammond	DT	1989, 90
22	Perry Tuttle	FLK	1980, 81	65	Tony Stephens	MG	1987	91	Michael Dean Perry	DT	1986, 87
25	Ronald Williams	TB	1990	66	Steve Durham	DT	1979	92	Doug Brewster	LB	1989
26	Frank Liberatore	DB	1967		William Perry	MG	1982, 83, 84	93	Ed McDaniel	LB	1990
	Steve Ryan	DB	1977, 78	67	Frank Wirth	DT	1972	95	Wayne Baker	DE	1971
28	Rod McSwain	DB	1983		Stacy Long	OT	1989, 90	99	Jeff Bryant	DT	1981
31	Pat Crain	FB	1963	69	Billy Weaver	G	1963		Jim Riggs	TE	1985, 86
	Ronald Watson	DB	1984		Harry Olszewski	OG	1977		Rob Bodine	MG	1990
33	Terrence Flagler	TB	1986	70	Joel Wells	TB	1955, 56				

Honors and Awards

Clemson History

NATIONAL FOOTBALL FOUNDATION HALL OF FAME

These men have received the highest honor the game of football accords in their selection to the Hall of Fame located in New York, New York.

COACH

Jess Neely, Coach 1931-39 (Inducted, 1971)
John Heisman, Coach 1900-1903 (Inducted, 1954)
Frank Howard, Coach 1940-69 (Inducted, 1989)

PLAYER

Banks McFadden, Back 1939 (Inducted, 1959)

CITIZEN SAVINGS ATHLETIC FOUNDATION HALL OF FAME

Clemson representatives have received recognition from the Citizen Savings Foundation (formerly the Helms Athletic Foundation) which is located in Los Angeles, California.

ATHLETIC DIRECTOR

Frank Howard, 1941-1971 (Elected 1979)

COACH

Frank Howard, 1940-1969 (Elected 1973)

PLAYER

Banks McFadden, Back 1937-38-39 (Elected 1969)

SPORTS INFORMATION DIRECTOR

Bob Bradley, 1954-89 (Elected 1972)
Joe Sherman, 1934-47 (Elected 1980)

ATHLETIC TRAINER

Herman McGee, 1934-80 (Elected 1981)
Fred Hoover, 1958-present (Elected in 1982)

SOUTH CAROLINA ATHLETIC HALL OF FAME

Frank Howard, 1972; Banks McFadden, 1972; Fred Cone, 1973; Joel Wells, 1974; Billy O'Dell, 1976; Bill Mathis, 1977; Bobby Gage, 1978; William A. Hudson, 1979; Charlie Waters, 1980; Rhoten Shetley, 1981; Danny Ford, 1982; Dwight Clark, 1986; Black Cat Barton, 1987; Harry Olszewski, 1990; Steve Fuller, 1991

RETIRED NUMBERS

#66 for Banks McFadden, 1937-39
#4 for Steve Fuller, 1975-78



Ben Anderson, now General Counsel with Clemson University, was named the ACC's top Scholar-Athlete in 1972.

SILVER ANNIVERSARY ALL-AMERICA

Selected by **Sports Illustrated** Magazine honoring successful men who played college football 25 years ago.

Buck Priester, Halfback, Class of 1932 (Selected in 1957)

NATION'S MOST VERSATILE ATHLETE

Banks McFadden, football, basketball, track 1939-40

SWEDE NELSON SPORTSMANSHIP AWARD

Selected by the Boston Touchdown Club and awarded to the player who most exemplifies sportsmanship in college athletics for the United States.

1953 - Don King, back

JIM WEAVER POST-GRADUATE SCHOLARSHIP

Presented by the Atlantic Coast Conference to a deserving scholar-athlete in memory of the late commissioner of the league.

1972 - Ben Anderson, Defensive Back (Football)
1978 - Steve Fuller, Quarterback (Football)
1979 - Bobby Conrad, Guard (Basketball)
1989 - Henrik Skov (Men's Track)
1991 - Don Kremer (Men's Track)

BRIAN PICCOLO AWARD

Presented by the Atlantic Coast Conference to the year's most courageous athlete in memory of the late Wake Forest and Chicago Bear halfback.

1978 - Rex Varn, DB 1986 - Ray Williams, WR
1980 - Jack Cain, DB

ACC PLAYER-OF-THE-YEAR

Presented annually by the Atlantic Coast Conference sportswriters to the outstanding player in the conference for that season.

1967 - Buddy Gore, TB 1981 - Jeff Davis, LB
1977 - Steve Fuller, QB 1984 - William Perry, MG
1978 - Steve Fuller, QB 1987 - Michael Dean Perry, DT



Jess Neely coached Clemson to its first bowl game and was enshrined in the College Football Hall of Fame



Terry Kinard was named National Defensive Player-of-the-Year by CBS in 1982. He is the only unanimous All-American in Clemson history.

ACC COACH-OF-THE-YEAR

Presented by the Atlantic Coast Conference Sportswriters Association to the outstanding coach in the conference that season.

1958 - Frank Howard	1977 - Charley Pell
1966 - Frank Howard	1978 - Charley Pell
1974 - Red Parker	1981 - Danny Ford
	1983 - Danny Ford (UPI)

ACC ROOKIE-OF-THE-YEAR

Presented by The Atlantic Coast Conference Sportswriters Association to the outstanding first-year player in the conference that season.

1979 - Chuck McSwain, tailback	1987 - Terry Allen, tailback
1990 - Ronald Williams, Tailback	

USA TODAY ALL-DECADE TEAM

Presented by **USA Today** to the Top 22 college players of the decade.

1980s - Terry Kinard, FS

ATLANTA TOUCHDOWN CLUB AWARD

Given annually to the top back and lineman in the South by the members of the Atlanta Touchdown Club.

1977 - Steve Fuller, Back	1981 - Jeff Davis, Linebacker
1979 - Jim Stuckey, Tackle	1990 - Stacy Long, Tackle

JACOBS BLOCKING TROPHY (ACC)

Presented annually by Hugh and William Jacobs of Clinton, S.C. in memory of their late father, Dr. William P. Jacobs, to the outstanding blocker in the Atlantic Coast Conference, based on a vote by ACC assistant coaches.

1959 - Doug Cline, FB	1983 - James Farr, G
1966 - Wayne Mass, T	1987 - John Phillips, OG
1967 - Harry Olszewski, G	
1977 - Joe Bostic, G	

JACOBS BLOCKING TROPHY (STATE)

Presented annually by Hugh and William Jacobs of Clinton, S.C. in memory of their late father, Dr. William P. Jacobs, to the outstanding blocker in the state of South Carolina, based on a vote of assistant coaches.

1928 - O.D. Padgett, BB	1967 - Harry Olszewski, G
1930 - Grady Salley, WB	1968 - Joe Lhotsky, T
1937 - Don Willis, FB	1970 - Dave Thompson, G
1938 - Don Willis, FB	1973 - Ken Peeples, T
1942 - Marion Craig, BB	1974 - Ken Peeples, G
1944 - Alton Cumbie, BB	1977 - Joe Bostic, G
1945 - Alton Cumbie, BB	1978 - Joe Bostic, G
1948 - Robert Martin, BB	
1950 - Dick Hendley, BB	1982 - Bob Mayberry, T
1955 - Dick Marazza, T	1983 - James Farr, OG
1957 - Bill Thomas, C	1986 - John Phillips, OG
1959 - Doug Cline, FB	1987 - John Phillips, OG
1966 - Wayne Mass, T	1990 - Stacy Long, OT

CLEMSON UNIVERSITY ATHLETE-OF-THE-YEAR

Presented by Mr. and Mrs. Eugene P. Willimon to Clemson's most outstanding athlete each year based on athletic accomplishments with consideration given to character, leadership and academics.

1978-79 - Steve Fuller, Football
1979-80 - Noel Loban, Wrestling
1980-81 - Hans Koeleman, Track
1981-82 - Barbara Kennedy, Women's Basketball
1982-83 - Terry Kinard, Football
1983-84 - Mike Eppley, Football and Men's Basketball
1984-85 - Vincent Hamilton, Men's Basketball
1985-86 - Chuck Baldwin, Baseball
1986-87 - Horace Grant, Men's Basketball
1987-88 - Mitzi Kremer, Women's Swimming
1988-89 - Brian Barnes, Baseball
1989-90 - Lisa Dillard, Women's Track

FRANK HOWARD AWARD

(For achievement bringing honor to Clemson)

1970 - Charlie Waters, Football
1971 - Jim Sursavage, Football
1972 - John McMakin, Football
1973 - Ben Anderson, Football
1974 - Henry Abadi, Soccer
1975 - Bennie Cunningham, Football
1976 - Denny Walling, Baseball
1977 - Wayne Rollins, Basketball
1978 - Steve Fuller, Football
1979 - Steve Fuller and Jerry Butler, Football
1980 - Noel Loban, Wrestling
1981 - Obed Ariri, Football
1982 - Entire National Championship Football team
1983 - Terry Kinard, Football
1984 - Mike Eppley, Football, Basketball
1985 - Vincent Hamilton, Basketball
1986 - Tina Krebs, Women's Track
1987 - Horace Grant, Basketball
1988 - Pam Hayden, Women's Swimming
1989 - Mitzi Kremer, Women's Swimming
- Kevin Johnson, Golf
1990 - Chris Patton, Golf
1991 - Lisa Dillard, Women's Track

CBS DEFENSIVE PLAYER-OF-THE-YEAR

National Award given by CBS Sports and Chevrolet to the outstanding defensive player in the country.

1982 - Terry Kinard, DB

SILVER ANNIVERSARY ACC TEAM

Selected by the Atlantic Coast Conference Sports Writers Association honoring the top players who participated in the conference during the first 25 years.

Harry Olszewski, OG, 1965-66-67 (selected in 1977)

TEAGUE AWARD

Given annually and selected by the sportswriters in North Carolina and South Carolina to the Amateur Athlete of the Year in the two states.

1940 - Banks McFadden	1950 - Fred Cone
-----------------------	------------------

THE McKELVIN AWARD

Given annually to the Athlete-of-the-Year in the Southern Conference and/or Atlantic Coast Conference.

1947-48 - Frank Gillespie (Football, Basketball, Baseball)



Fritz Furtick was an All-Southern halfback in 1905.

EARL H. BLAIK FELLOWSHIP

A scholarship given annually, sponsored by the NCAA, to a deserving scholar-athlete in the memory of the legendary Army coach, Earl Blaik.

1964 - Jimmy Bell, Quarterback

ALGERNON SYDNEY SULLIVAN AWARD

Chosen in recognition of excellence in maintaining high ideals of living, his spiritual qualities, and his generous and disinterested service to others.

1956 - Joe Bowen, End 1970 - Jim Sursavage, Linebacker

NCAA TOP FIVE AWARD

Given by the NCAA to the nation's top five outstanding senior student-athletes of the preceding calendar year.

1979 - Steve Fuller - Football

NCAA POST-GRADUATE SCHOLARSHIP

Given to a deserving scholar-athlete who is entering post-graduate work in conjunction with the NCAA scholarship fund.

1964 - Jimmy Bell, Quarterback (Medical School)
1967 - Jimmy Addison, Quarterback (Law School)
1972 - Ben Anderson, Defensive Back (Law School)
1979 - Steve Fuller, Quarterback
1987 - Matt Frooman, Men's Tennis, (MBA School)

NATIONAL FOOTBALL FOUNDATION AND HALL OF FAME SCHOLAR ATHLETE AWARD

Given in recognition of excellence in football and academics and carries a stipend of \$1,000 for post-graduate work.

1978 - Steve Fuller, Quarterback

BOWL GAME MVPs

1939 Cotton	Banks McFadden, B
1948 Gator	Bobby Gage, QB
1950 Orange	none chosen
1951 Gator	none chosen
1956 Orange	none chosen
1958 Sugar	none chosen
1959 Bluebonnet	Lowndes Shingler, QB

1977 Gator	Jerry Butler, WR
1978 Gator	Steve Fuller, QB
1979 Peach	none chosen
1981 Orange	Homer Jordan, QB; Jeff Davis, LB
1985 Independence	none chosen
1986 Gator	Rodney Williams, QB
1987 Florida Citrus	Rodney Williams, QB, Dorian Mariable, LB
1988 Florida Citrus	Terry Allen, TB, Jesse Hatcher, OLB
1989 Gator	Levon Kirkland, OLB
1990 Hall of Fame	DeChane Cameron, QB

ALL-BOWL TEAM

1978 Gator, Joe Bostic, OG
1979 Peach, Jim Stuckey, DT
1981 Orange, Jeff Davis, LB
1987 Citrus, John Phillips, OG
1988 Citrus, Jesse Hatcher, OLB
1989 Gator, Levon Kirkland, OLB
1990 Hall of Fame, Eric Harmon, OG
Chris Gardocki, PK

R. F. POOLE AWARD

(Recognition of best Clemson offensive and defensive players in Clemson-South Carolina game)

1971 - Tommy Kendrick and Larry Hefner
1972 - Heidi Davis and Jim Williamson
1973 - Smiley Sanders and Mike Buckner
1974 - Ken Callicutt and Willie Anderson
1975 - Harold Goggins and G.G. Galloway
1976 - Tracy Perry and Rex Varn
1977 - Steve Fuller and Roy Eppes
1978 - Lester Brown and Bubba Brown
1979 - Obed Ariri and Jim Stuckey
1980 - Homer Jordan and Willie Underwood
1981 - Chuck McSwain and Bill Smith
1982 - Homer Jordan and Terry Kinard
1983 - Stacey Driver and James Robinson
1984 - Steve Reese and Terence Mack
1985 - Kenny Flowers and Raymond Chavous
1986 - Ricardo Hooper and Donnell Woolford
1987 - Danny Pearman and Donnell Woolford
1988 - Rodney Williams and Jesse Hatcher
1989 - Rodney Fletcher and Levon Kirkland
1990 - Ronald Williams and Chester McGlockton

HAMILTON-MORROW AWARDS


(Presented to Most Valuable)

1936 - Mac Folger, TB	1975 - Craig Brantley, FL
1937 - Red Pearson, BB	1976 - Mike O'Cain, QB
1938 - Charlie Woods, C	1977 - Steve Fuller, QB
1939 - Banks McFadden, B	1978 - Steve Fuller, QB
1948 - Jack Miller, PK	1979 - Bubba Brown, LB
1950 - Fred Cone, FB	Billy Lott, QB
1958 - Bill Thomas, C	1980 - Obed Ariri, PK
1959 - Bill Mathis, HB	1981 - Homer Jordan, QB
1961 - Ron Scrudato, FB	1982 - Terry Kinard, FS
1962 - Don Chuy, T	Cliff Austin, TB
1963 - Pat Crain, FB	1983 - Kevin Mack, FB
1964 - Hal Davis, HB	1984 - William Perry, MG
1965 - Thomas Ray, QB	1985 - Kenny Flowers, TB
1966 - Jimmy Addison, QB	1986 - Terrence Flagler, TB
1967 - Harry Olszewski, OG	1987 - Michael Dean Perry, DT
1968 - Ray Yaeger, TB	John Phillips, OG
1969 - Ray Yaeger, TB	1988 - Rodney Williams, QB
1970 - Ray Yaeger, TB	Donnell Woolford, CB
1971 - Larry Hefner, LB	1989 - Chris Morocco, QB
1972 - Wade Hughes, TB	Levon Kirkland, OLB
1973 - Ken Pengitore, QB	1990 - Chris Gardocki, PK
1974 - Mark Fellers, QB	John Johnson, OLB

BELL AWARD

(Presented to Most Improved Player)

1973 - Curt Buttermore, OG	1979 - Jeff Davis, LB
1974 - Mark Fellers, QB	1981 - Brad Fisher, OT
1975 - Jimmy Weeks, OT	1982 - Brian Butcher, OG
1976 - Bubba Brown, LB	1983 - Bob Paulling, PK
1977 - Steve Ryan, FS	1984 - Reid Ingle, OT
1978 - Lester Brown, TB	



Stacy Long, seen here with Bob Hope at last year's Associated Press All-America gathering, was a finalist for last year's Outland trophy.

1985 - John Watson, OT	1988 - Mark Drag, MG
1986 - Tony Stephens, MG	1989 - Hank Phillips, C
1987 - Tony Stephens, MG	1990 - Arlington Nunn, SS

ALL-SOUTHERN (1902-1953)

1902 - Hope Sadler, E	1938 - Don Willis, B
John Maxwell, QB	1939 - Joe Blalock, E
1903 - Vet Sitton, E	George Fritts, T
O.L. Derrick, G	Banks McFadden, B
John Maxwell, QB	Shad Bryant, B
Jock Hanvey, FB	1940 - Joe Blalock, E
1904 - O.L. Derrick, T	George Fritts, T
1905 - O.L. Derrick, T	Charlie Timmons, B
Fritz Furtick, HB	1941 - Joe Blalock, E
1913 - W.A. Schilleter, T	George Fritts, T
1917 - Mutt Gee, C	Charlie Timmons, B
1919 - L.M. Lightsey, G	1942 - Chip Clark, E
R.C. Potts, G	1944 - Ralph Jenkins, C
Stumpy Banks, B	1945 - Ralph Jenkins, C
1920 - L.M. Lightsey, G	Bob Turner, T
1922 - L.M. Lightsey, T	1948 - Frank Gillespie, G
1928 - O.K. Pressley, C	Bobby Gage, B
1929 - Goat McMillan, TB	1949 - Ray Mathews, B
1935 - Tom Brown, T	1950 - Glenn Smith, E
Clarence Inabinet, G	Fred Cone, B
1937 - Charlie Woods, C	1951 - Glenn Smith, E
Bob Bailey, B	Billy Hair, B
1938 - Gus Goins, E	1952 - Billy Hair, B

ALL-SOUTH

1937 - Charlie Woods, C	1939 - Banks McFadden, B
Don Willis, B	1948 - Bobby Gage, B
1938 - Gus Goins, E	1950 - Windy Wyndham, LB
Don Willis, B	Bob Patton, T
1939 - George Fritts, T	1952 - Tom Barton, G
Bob Sharpe, C	

ALL-SOUTH ATLANTIC

1930 - Red Fordham, C	1935 - Clarence Inabinet, G
Bob Jones, E	1936 - Mac Folger, B
1934 - Randy Hinson, B	

ACADEMIC ALL-ACC

1954 - Billy O'Dell, B	1974 - Maret Cobb, C
1955 - Charlie Bussey, B	Mark Fellers, QB
1956 - Charlie Bussey, B	1975 - Mark Lee, DB
1957 - Charlie Horne, B	1976 - Steve Fuller, QB
Harvey White, B	Jimmy Weeks, OT
1958 - Doug Cline, B	1977 - Steve Fuller, QB
Jim Padgett, T	Rick Weddington, FLK
Harvey White, B	Jimmy Wells, OG
1959 - Lou Cordileone, T	1978 - Steve Fuller, QB
1960 - Lowndes Shingler, B	Matt Smith, DE
1961 - Tommy King, E	1981 - Tony Berryhill, C
1962 - Oscar Thorsland, E	1983 - Mike Eppley, QB
1963 - Jim Parker, QB	1984 - Mike Eppley, QB
Tracy Childers, G	1985 - Bruce Bacon, WR
1964 - Jimmy Bell, QB	Scott Enzor, LB
Richard Cooper, G	Lance Masters, CB
1965 - Frank Pearce, K	Andy Newell, P
1966 - Edgar McGee, OE	John Watson, OT
Wayne Mass, OT	1986 - Geoff Ciniero, DB
Jimmy Addison, QB	Ty Granger, OT
Floyd Rogers, DT	David Treadwell, PK
1967 - Jimmy Addison, QB	Todd Schonhar, QB
1969 - Don Kelley, DB	1987 - Ty Granger, OT
Rick Medlin, FB	David Treadwell, PK
Jim Sursavage, OE	1988 - Ty Granger, OT
1970 - Ben Anderson, DB	Mark Drag, MG
Don Kelley, DB	Stacy Fields, TE
Jim Sursavage, LB	1989 - Wesley McFadden, FB
1971 - Ben Anderson, DB	Arlington Nunn, SS
Bobby Johnson, DB	Stacy Fields, TE
Don Kelley, OE	Bruce Bratton, OT
1972 - Ben Anderson, DB	1990 - Bruce Bratton, OT
Karl Andreas, TE	Stacy Fields, TE
Bobby Johnson, DB	
1973 - Art Brisacher, OG	
Jeff Stocks, DE	
Karl Andreas, TE	

ALL-ATLANTIC COAST

1953 - Dreher Gaskin (2), E	1966 - Jimmy Addison, QB
Don King (2), B	Wayne Mass, OT
1954 - Clyde White, T	Harry Olszewski, OG
Scott Jackson (2), E	Wayne Page, DB
1955 - Joel Wells, TB	Butch Sursavage, DE
1956 - John Grijan (2), G	1967 - Jim Catoe, LB
Dalton Rivers (2), E	Ronnie Ducworth, DE
Charlie Bussey (2), QB	Buddy Gore, TB
Joel Wells, TB	Frank Liberatore, DB
1957 - John Grijan (2), G	Wayne Mass, OT
Harvey White, QB	Harry Olszewski, OG
Ray Masneri (2), E	1968 - Joe Lhotsky, OT
1958 - Ray Masneri (2), E	Buddy Gore, TB
Bill Thomas (2), C	Ronnie Ducworth, DE
Jim Padgett, T	John Cagle, DT
Harvey White (2), B	Jimmy Catoe, LB
1959 - Gary Barnes, E	1969 - Charlie Waters, OE
Doug Cline, FB	Ray Yaeger, TB
Lou Cordileone (2), T	Ivan Southerland, DE
Bill Mathis, HB	1970 - Dave Thompson, OG
Harold Olson, T	Don Kelley, DB
Paul Snyder (2), C	1971 - Wayne Baker, DE
1960 - Lowndes Shingler, QB	Larry Hefner, LB
Dave Lynn (2), G	John McMakin, TE
Bill McGuirt (2), B	1972 - Frank Wirth, DT
1961 - Tommy King, E	1973 - Ken Pengitore, QB
Calvin West (2), G	Peanut Martin, DB
1962 - Don Chuy, T	Ken Peebles, OT
1963 - Ted Bunton (2), C	1974 - Willie Anderson, MG
Billy Weaver, G	Bennie Cunningham, TE
Pat Crain, FB	Jim Ness, DB
Lou Fogle (2), E	Ken Peebles, OT
Jack Aaron (2), T	1975 - Bennie Cunningham, TE
1965 - Butch Sursavage, DE	
Johnny Boyette, OT	
Bill Hecht, LB	
Hugh Mauldin, TB	

1977 - Joe Bostic, OG
Jonathan Brooks, DE
Lacy Brumley, OT
Jerry Butler, SE
Steve Fuller, QB
Steve Ryan, DB
Randy Scott, LB

1978 - Joe Bostic, OG
Jonathan Brooks, DE
Bubba Brown, LB
Lester Brown, TB
Jerry Butler, SE
Steve Fuller, QB
Steve Kenney, OT
Steve Ryan, DB
Randy Scott, LB
Jim Stuckey, DT

1979 - Jeff Bostic, OG
Bubba Brown, LB
Steve Durham, DT
David Sims, P
Jim Stuckey, DT
Rex Varn, DB

1980 - Obed Ariri, PK
Perry Tuttle, FLK

1981 - Dan Benish, DT
Tony Berryhill, C
Jeff Bryant, DT
Jeff Davis, LB
Homer Jordan, QB
Terry Kinard, FS
Perry Tuttle, FLK

1982 - Cliff Austin, TB
Andy Headen, DE
Terry Kinard, FS
*Frank Magwood, WR
*Bob Paulling, PK
William Perry, MG
Johnny Rembert, LB

1983 - James Farr, OG
Rod McSwain, DB
Bob Paulling, PK
James Robinson, DT

Edgar Pickett, DE
William Perry, MG
*Henry Walls, LB
K.D. Dunn, TE

1984 - *Mike Eppley, QB
Dale Hatcher, P
Donald Igwebuike, PK
William Perry, MG
Steve Reese, OG
Terrance Roulhac, WR
Ronald Watson, DB

1985 - Steve Berlin, DT
Kenny Flowers, TB
Steve Reese, OG
Jim Riggs, TE

1986 - Jim Riggs, TE
John Phillips, OG
Terrence Flagler, TB
Terence Mack, DE
Michael Dean Perry, DT
Delton Hall, CB

1987 - Terry Allen, TB
Jeff Nunamacher, OT
Tony Stephens, MG
David Treadwell, PK
Michael Dean Perry, DT
John Phillips, OG
Donnell Woolford, CB

1988 - Jeff Nunamacher, OT
Terry Allen, TB
Mark Drag, MG
Donnell Woolford, CB
Jesse Hatcher, OLB
(2nd, AP)
James Lott, FS (2nd, AP)
Chris Gardocki, P (2nd, AP)
Richard McCullough, DT
(2nd, AP)

1989 - Vance Hammond, DT
Doug Brewster, LB
Stacy Long, OT
Chris Gardocki, PK-P

Levon Kirkland, OLB (UPI)
Doug Brewster, LB
Dexter Davis, CB (UPI, 2nd AP)
Robert O'Neal, FS (AP)
Hank Phillips, C (UPI)
James Lott, FS
Jeb Flesch (2nd, AP)
John Johnson (2nd, AP)
Otis Moore (UPI)

1990 - Chris Gardocki, P-PK
Eric Harmon, OG
Stacy Long, OT

Ronald Williams, TB
Levon Kirkland, OLB
Vance Hammond, DT
Dexter Davis, CB
Jeb Flesch, OG (2nd)
John Johnson, OLB (2nd)
Doug Brewster, LB (2nd)
Ed McDaniel, LB (FN)

*-Denotes selected to AP All-ACC team only. All others are all sports writer selections. (2) means chosen second team All-Conference. UPI selected a team in 1989 only.

All-America Teams

Here is a breakdown by team of Clemson All-America selections.

	AP	UPI	FC	FW	WC	SN	FN	OTHER
1939 Banks McFadden (NEA 1st)	1	1	1	1				Colliers (1)
1940 Joe Blalock	2	2						
1941 Joe Blalock	1	2						
1945 Ralph Jenkins								Ins (1)
1948 Bobby Gage								Ins (1)
1950 Jackie Calvert	2							
1952 Tom Barton		2						
1955 Joel Wells		3						
1959 Lou Cordileone	1				1			
1966 Wayne Mass		2						Dell Sports (1)
1967 Harry Olszewski	2	1	1	1	1	2		
1970 Dave Thompson		2						NEA (1)
1974 B. Cunningham	1	1	1					
1975 B. Cunningham						1		Time (1)
1977 Joe Bostic	3			1			3	
1978 Joe Bostic	2	2					1	
Jerry Butler	1					1		NEA (2)
Steve Fuller	3							
1979 Jim Stuckey	1	1		1		1		
1980 Obed Ariri						3		NEA (2)
1981 Jeff Davis	2	1	1	1	1		1	
Terry Kinard	1			1				
Perry Tuttle						1	2	
Jeff Bryant							2	
1982 Terry Kinard	1	1	1	1	1	1	1	
William Perry	3							
Johnny Rembert	3							
1983 William Perry	3	1			1		2	
James Robinson						2		
James Farr	3							
1984 William Perry	3	1			1		1	
Dale Hatcher						2		
Donald Igwebuike	3							
1985 Steve Reese							2	
1986 Terrence Flagler	3			1			3	
John Phillips		1				2	2	
1987 Michael Dean								
Perry		2		1		2	2	
John Phillips	2						3	
David Treadwell	1	1	1		1	1	1	
Donnell Woolford	3		1			2		
1988 Donnell Woolford		1	1	1	1	1	2	
1989 Stacy Long	3					1		
Chris Gardocki	3							
1990 Stacy Long	1	1	1		1	1		
Chris Gardocki	2	2					3	
Levon Kirkland	2	2					3	

Note: AP-Associated Press, UPI-United Press International; FC-Football Coaches; FW-Football Writers, UC-Walter Camp; SN-Sporting News; FN-Football news; NEA-Newspaper Enterprise of America.



Steve Fuller (1978) and Bobby Gage (1948) were both All-Americans and first-round draft choices at Clemson.

Former Clemson Head Coaches

COACHING ROOTS

Each of Clemson's last six coaches (including current mentor Ken Hatfield) are graduates from schools in either Alabama or Arkansas. Ten of Clemson's 22 head coaches have been grads of SEC schools.

Clemson History

WALTER RIGGS, 1896, 1899

Walter Riggs could easily be called the father of Clemson Football. He coached the football program at Clemson, not only because he had football experience, but he was also one of only two people on the Clemson campus to have ever seen a football when the sport started in 1896. (The other person was Frank Thompkins who played in the backfield on Clemson's first team in 1896).

On September 30, 1896, a small crowd gathered in one of the barrack's rooms and the group discussed the feasibility of organizing a football association. A committee of three was appointed to consult Professor Riggs as to management of a football team and to ask his aid as coach.

When the Tigers traveled to Furman for their first game on October 28, 1896, it was the first time that many of the players had ever seen a full-size regulation football field.

Riggs stepped down as football coach after the first season because the players wanted him to devote all of his time to being a professor in the engineering department.

Clemson athletics and Riggs however could not be split. Although not given the title, Riggs also was the equivalent of an athletic director, managing money and making contracts with other teams.

Riggs could easily be called a loyal man, as he answered the need of the Clemson football team in 1899. The Clemson Athletic Association was low on money and could not afford to hire a coach. So Riggs once again answered the call of the school and became the coach of the 1899 team for free.

Riggs originally came to Clemson from Auburn. He graduated with top honors in 1892 with a B.S. degree in electrical and mechanical engineering. At Auburn, he was captain and catcher of the baseball team as well as the manager

and left end of the football team. He also served as class president and was the director of the Glee Club.

Upon his graduation at Auburn, he was assistant to the president of the college until 1896, then he made his trek to Clemson.

Riggs later became president of Clemson on March 7, 1911 and in 1915, a new football stadium with other athletic facilities was named in his honor as Riggs Field. It is currently the home of the soccer team. In two years of coaching, Riggs guided the Tigers to a career record of 6-3 overall.

W. M. WILLIAMS, 1897

Clemson's second coach, W.M. Williams, was a native of West Point, GA. He played at Auburn on the teams of '94, '95, and '96, under the coaching of John Heisman. He was considered the best blocking halfback in the south.

Williams led Clemson to the state championship and to a 2-2 season. During his time as coach, Clemson played two games in a matter of three days. Clemson was victorious over the Charlotte Y on October 23, but lost to North Carolina 28-0, on October 25.

JOHN PENTON, 1898

The Tigers' third coach, J.A. Penton of Alabama, was captain and starting guard on the University of Virginia teams of '93, '94, and '95. Penton also played fullback at Auburn in '97 under Heisman's coaching. Under Penton, Clemson played its first home game against Bingham. Clemson won 55-0, as W.C. Forsythe kicked every point after touchdown (11). In his

only season at Clemson, Penton guided Clemson to a 3-1 record and the state championship.

JOHN HEISMAN, 1900-1903

Probably one of the most famous football coaches in America, John Heisman, coached at Clemson from 1900 to 1903. Heisman turned Clemson from virtually an unknown college to a southern powerhouse at the turn of the century.

Heisman attended Brown University, taking the two-year law course offered at that time, and was a center on the football team. In the fall of 1889, he transferred to the University of Pennsylvania. He lettered in football at both schools and graduated from Pennsylvania in 1893.

In the spring of 1894, Walter Riggs was a graduate manager for the football team at Auburn. It fell on his shoulders to find a coach for the season of 1895. Riggs wrote to Carl Williams, the Pennsylvania captain of 1894, asking him to suggest a suitable coach. He replied recommending J.W. Heisman, an ex-Penn player, and his coach at Oberlin.

After several weeks, Riggs finally found Heisman in Texas, who engaged in raising tomatoes. Having sunk about all of his capital into the tomato venture, he was glad to go back to his old love and he readily went to coach at Auburn for \$500.00 a year.

His coaching career began at Oberlin in 1892 and lasted 36 years. It included positions at Akron, Auburn, Clemson, Georgia Tech, Penn, Washington and Jefferson, and Rice University. He had an overall career record of 185 wins, 70 losses, and 17 ties.

John Heisman invented the hidden ball trick, the handoff, the double lateral, and the "flea flicker." He pioneered the forward pass, arguing that it would scatter the mob. Coach



Walter Riggs



John Heisman



Eddie Cochems



Frank Dobson (left), Bob Williams (far right).

Heisman also originated the center snap and the word hike (Previously the center used to roll the ball on the ground to the quarterback).

Heisman guided Clemson to its first "bowl game" in 1903. Clemson and Cumberland met on November 26, for the championship of the South. Cumberland who had earlier defeated Auburn, Alabama, and Vanderbilt, was considered to be champion of the southern states of Louisiana, Mississippi, Alabama, Tennessee, and Kentucky. The game was played on a neutral site, Montgomery, AL. Cumberland and Clemson fought to a 11-11 tie. After the news got back to Clemson that the game ended in a tie, the students and the local townspeople built a bonfire and paraded around the campus.

Overall, Heisman took Clemson to a 19-3-2 record in his four seasons at Clemson. His .833 winning percentage is still the best in Clemson history. He was also the Clemson baseball coach in 1901-1904.

SHACK SHEALY, 1904

Shack Shealy holds the distinction of being the only Clemson player to have coached his alma mater. Shealy lettered at Clemson in 1896, 97, 98, and 99 and later played two years at Iowa State. Shealy was a four-year starter playing right guard, end, and in his senior year, he played in the backfield. Shealy only coached Clemson one year in 1904, and guided the Tigers to a 3-3-1 record overall, which included wins over Alabama, Georgia, and Tennessee.

ED COCHEMS, 1905

Ed Cochems lettered at the University of Wisconsin in 1899, 1900, and 1901. Cochems was described as a great halfback or end on the strong Wisconsin teams at the turn of the century, including the undefeated team of 1901. During his playing career he had a 100-yard kickoff return in a 35-0 win over Chicago in 1901, and had four touchdowns in a game against Notre Dame in 1900. After his playing days, he immediately went into coaching. He was the head coach of North Dakota in 1902 and 1903 and briefly an assistant with former teammate, Art Curtis at Wisconsin in 1904.

Cochems led Clemson to a 3-2-1 record overall, including wins over Georgia, Alabama, and Auburn. After his Clemson career, he was head coach and athletic director at St. Louis University in 1906. The forward pass was legalized in 1906. Cochems did something with the pass at once in his first year at St. Louis, while other coaches stuck with the running game. He taught his players not to throw the ball end over end but instead like a projectile — a spiral. He called this new weapon a projectile pass.

In 1906, St. Louis went undefeated rolling up 407 points while allowing its opponents only 11. Historians credit Cochems as being the first coach to use and perfect the first legal pass in a game. The first studied refinements in throwing the ball, which led to the spiral, occurred in 1906 under Cochems. Brad Robinson of St. Louis University threw the first forward pass to

Jack Schneider in a game played Sept. 5, 1906 in Waukesha against Carroll College.

BOB WILLIAMS, 1906, 1909, 1913-1915

Bob Williams is probably the only coach in the country to have coached football at two schools that are involved in rivalry. Williams coached football at both Clemson and South Carolina. Before coming to Clemson he coached at Davidson in 1905. He coached at South Carolina for two years and guided the Gamecocks to a 6-1 record in 1902 and a 8-2 slate in 1903.

During his South Carolina career, he administered the most unexpected defeat of Clemson, as he beat a heavily favored John Heisman team, 12-6 in 1902.

Williams served the Tigers as head coach a total of three terms 1906, 1909, and 1913-15. Between the years of 1915 until 1926, Williams practiced law in Roanoke and was the city's mayor.

One of the highlights of his Clemson career included leading the 1906 Tigers to an undefeated season (4-0-3), which included wins over Georgia, Auburn, Tennessee, and Heisman-coached Georgia Tech.

FRANK SHAUGHNESSY, 1907

Frank Shaughnessy is known for his ability as an administrator in sports as he served many positions, from a professional hockey coach to the commissioner of the International Baseball (Triple A) League.

A graduate in law at Notre Dame, he was captain of the baseball and football teams his junior and senior seasons. After his graduation in 1905, he coached baseball at Notre Dame. The summer before coming to Clemson he played for Ottawa of the Eastern League. That summer, he played left field and had a .352 batting average. He also played with Washington and the Philadelphia A's.

At Clemson he coached the baseball teams in 1907 and 1908, and was head football mentor in 1907.

During his lifetime, Shaughnessy made his name in baseball, but he took part in many other sports. Besides being a sports legend at Notre Dame, he managed the Ottawa Senators of a professional hockey league and coached football teams at Clemson, Washington and Lee and



Edward Donahue



E. J. Stewart



Josh Cody



Jess Neely



Frank Howard



Hootie Ingram



Red Parker



Charley Pell

McGill University. He retired as the president of the International Baseball League.

During his football playing days, in a game against Kansas, Shaughnessy raced 107 yards for the only Irish touchdown as Kansas won 24-5. Football fields were 110 yards back then and touchdowns were five points. This is still a Notre Dame record.

JOHN STONE, 1908

John Stone is one of three coaches to have graduated from Vanderbilt and later become a Clemson head football coach. At Vanderbilt, he was a member of the All-Southern Football team for four seasons. He was a big man for his time, standing 6'2". Clemson was 1-6 in 1908, but the Tigers lost many of their star players and substitutes from 1907 due to a college prank which saw as many as 306 students expelled from school.

FRANK DOBSON, 1910-12

Frank Dobson was a professional baseball player before coming to Clemson as he was the property of the Pittsburgh Nationals. Walter Riggs, President of the Clemson Athletic Association, thought it was unfair to keep shuffling coaches year after year. Riggs offered Dobson a three-year contract, which was the first contract offered and signed by a Clemson coach.

At Clemson, he coached football, basketball and baseball. He was Clemson's first basketball coach, leading Clemson to its only undefeated season in history in the inaugural season 1911-12, (4-0). In 1912-13, Clemson finished the basketball season with a 9-5 record. He was head baseball coach in 1911-1913.

WAYNE HART, 1916

Wayne Hart coached Clemson in 1916 and led Clemson to a 3-6 finish. Under Hart, the Tigers defeated state rivals Furman and South Carolina.

Hart played three years at tackle for Georgetown. He also played one year at George Washington. He was a member of the All-South Atlantic team for four years. He was also an assistant coach at Georgetown. In 1913, he coached the Washington Vigilants, a professional football team, and did not lose a game. The last two seasons before arriving at Clemson, he coached various sports at Technical High School in Washington, D.C.

EDWARD DONAHUE, 1917-20

Edward Donahue had to be one of the most organized men in the country. During the 1918-19 school year, Donahue was head coach of four Clemson sports: football, basketball, baseball, and track. During his four-year career at Clemson, he was head football coach for four seasons, head basketball and baseball coach for two seasons, and head track coach for one season.

Edward Donahue was an outstanding athlete at Washington and Lee as he played in the backfield on the football team and played catcher on the baseball team. Upon graduation, Donahue was an assistant coach in football and was the head coach in baseball and basketball.

E. J. STEWART, 1921-22

E.J. Stewart was head football coach for two years at Clemson, 1921-22. However he coached more than one sport during his stay at Tiger-town. In the spring of 1921, Stewart coached the baseball and track teams while conducting spring football practice. In the fall, Stewart's team went 1-6-2, but improved to a 5-4 slate in 1922. He went on to coach the track teams in 1922 and 1923.

Stewart played football, baseball, basketball and track at Western Reserve University. Upon his graduation, he played, organized and served as head coach of the Masslon, Ohio professional football team.

He also coached at Nebraska and the University of Texas. At Nebraska, he led the Cornhuskers to a combined record of 11-4 in 1916-1917. They also won the Missouri Valley Conference title both seasons. After leaving the University of Nebraska, he entered the automobile business as President and Treasurer of the Stewart Motor Co. Because of the economic conditions at the time, he decided to go back into coaching.

BUD SAUNDERS, 1923-26

Bud Saunders graduated from Missouri in 1911, with a bachelors degree in Law. At Missouri, he played football and basketball. He wanted to play two other sports, but a conference rule at the time forbid an athlete to participate in more than two sports.

Saunders was football coach at Knox College before coming to Clemson. In football, Saunders

coached for four seasons, 1923-1926. He also coached the basketball teams in 1924 and 1925. His best season in football came in 1923, as he led the Tigers to a 5-2-1 slate.

JOSH CODY, 1927-1930

Josh Cody, fondly known as "big man," will always be a favorite to Clemson fans. Cody, a big man in stature, 6-2, 220 pounds, led Clemson to victories over South Carolina for four straight years. He is the only coach in Clemson history who has been around more than one year who never lost a football game to South Carolina. He also defeated Furman three straight years. Cody had a 13-0-1 record in home games and had a 72 percent winning mark overall, fourth best in Clemson history.


After a 5-3-1 start in 1927, Cody guided Clemson to two 8-3 seasons in 1928 and 1929. On May 6, 1929, to show appreciation to Cody, he was presented with a new buick by the alumni, student body and faculty. This presentation took place in front of Tillman Hall.

In his final season, 1930, the Tigers finished with an 8-2 record.

Cody also coached basketball at Clemson for five years and guided Clemson to a 16-9 slate in 1930. During the 1928-30 seasons, Cody guided Clemson to a 22-4 mark at home.

JESS NEELY, 1931-39

Clemson played in its first bowl game under Jess Neely in the 1940 Cotton Bowl. The Tigers, unknown at the time, became a household word after beating heavily-favored Boston College 6-3 in the Cotton Bowl Classic. Neely came to Clemson in 1931, after having served coaching stints at Alabama and Princeton. The birth of IPTAY in 1934 and Neely's recruitment of Banks McFadden brought Clemson to another level of competition. In 1938, Neely had Clemson at second place in the Southern Conference with a 7-1-1 record. In 1939, Banks McFadden became Clemson's first All-American, and the team had its first final AP Top 20 Ranking (12th). The season concluded with a trip to Dallas for the Cotton Bowl. Neely left Clemson that Spring and moved on to Rice, where he took that Houston-based school to new heights. Neely is a member of the College Football Hall of Fame.



Danny Ford

FRANK HOWARD, 1940-69

Frank Howard succeeded Jess Neely in 1940 when Neely moved on to Rice. Howard got the job when he seconded his own nomination during a meeting of the president and the athletic council. Howard signed a one-year contract, then lost the document, and never had another in his 30 years as head coach.

Howard graduated from Alabama in 1931 where he was a football star lineman. He played in the 1930 Rose Bowl, then started his coaching career under Neely at Clemson in 1931, and was a part of a rebirth of Clemson football in the late 1930s. He was an assistant coach on Clemson's 1939 team that posted a 9-1 mark and beat Boston College 6-3 in the Tigers' first bowl game.

In 1940, he began his head coaching career with a bang as he won the Southern Conference championship, the first of eight conference titles Howard won in his coaching career.

Howard had his most successful season in 1948 when he took Clemson to an 11-0 record, the Tigers' first perfect season since 1900. The campaign included a Southern Conference championship, a Gator Bowl win over Missouri and a number-11 final ranking. He nearly duplicated the feat in 1950 when he guided Clemson to a number-10 AP final ranking, a 9-0-1 finish and a 15-14 win over Miami (FL) in the Orange Bowl.

When he retired in 1969, Howard was the fifth winningest coach in the nation with 165 victories. He had 96 wins as an ACC coach, tying the ACC record for coaching victories, and he captured six (five outright and one co-championship) ACC titles, more than any other coach. His team's appeared in six bowl games, 63 of his players were drafted by the NFL and 37 played in the league.

Howard, a native of Barlow Bend, AL, had six Top 20 seasons, won eight conference titles (two Southern and six ACC), won an even 100 conference games and was a two-time ACC Coach-of-the-Year. He coached 25 academic All-ACC selections and five Academic All-Americans. Eleven of his players were chosen on-the-field All-Americans.

HOOTIE INGRAM, 1970-1972

Hootie Ingram will be best remembered as the coach that made the Tiger Paw famous. Before his first year as head coach in the summer of 1970, Clemson introduced the Tiger Paw as the official logo of Clemson University's Athletic teams.

Ingram was a graduate from the University of Alabama in 1955. He also received his masters in school administration from Alabama and is now athletic director at Alabama.

The native of Tuscaloosa, AL was an All-Southeastern Conference defensive back for the Crimson Tide his senior year.

Ingram had his best year at Clemson during the 1971 campaign with a 5-6 overall record. He also finished second in the ACC with a 4-2 league mark in 1971.

RED PARKER, 1973-1976

Red Parker coached at Clemson for four years. He had his finest season in 1974. His 1974 team lived up to the theme "Excitement Galore, Clemson Football '74." They finished the season with a 7-4 record, which included an undefeated home record (6-0), and wins over Georgia, Georgia Tech and South Carolina.

Before arriving at Clemson, Red Parker spent seven years at The Citadel from 1966 through 1972. During this time, he guided the Bulldogs to a fine 8-3 finish in 1971.

Parker earned a BA degree in Physical Education from Arkansas A&M in 1953. Prior to his graduation, he received three letters each in the sports of football, basketball and track, as a running back-defensive back, second baseman-shortstop, and sprinter, respectively.

CHARLEY PELL, 1977-78

Charley Pell authored College Football's Cinderella story in 1977.

The Albertville, AL product took a Clemson team that was 3-6-2 in 1976, and led the '77 Tigers to a sparkling 8-2-1 regular season mark and a berth in the Gator Bowl. It was Clemson's first final Top 20 season since 1959, and only his first year as head coach of Clemson.

He was a near unanimous choice as ACC Coach-of-the-Year. A two-way starter and three-year letterwinner at Alabama, Pell was a member of the Crimson Tide's 1961 National Championship team and played in the Orange, Sugar and Bluebonnet Bowls during his Alabama career.

He came to Clemson in 1976 and served as assistant head coach and defensive coordinator that year.

DANNY FORD, 1979-89

Danny Ford had an auspicious beginning to his head coaching career. He gained a 17-15 win over Ohio State in the 1978 Gator Bowl in a game shown on national television. The 30-year-old coach, youngest in Division I at the time, also defeated a college football legend in a contest that truly put Clemson football on the map as he beat Woody Hayes in the latter's last game. Ford had taken over the coaching reigns on December 10, 1978 when Charley Pell resigned to become head coach at Florida.

Ford kept things going in 1979 with wins over Georgia and Notre Dame and another trip to a bowl, this time the Peach Bowl. In 1981 he helped Clemson reach the summit of college football by winning the National Championship. His Tigers downed three top 10 teams during the course of the 12-0 season that concluded with a 22-15 victory over Nebraska in the Orange

MORE THAN A FOOTBALL COACH

The following is a list of Clemson football coaches that were head coaches of other sports during the same academic year.

Year	Name	Sports
1900-04	John Heisman	Football, Baseball
1907-08	Frank Shaugnessy	Football, Baseball
1910-11	Frank Dobson	Football, Baseball
1911-13	Frank Dobson	Football, Baseball, Basketball
1917-18	Jiggs Donahue	Football, Baseball, Basketball
1918-19	Jiggs Donahue	Football, Baseball, Basketball, Track
1921-23	E.J. Stewart	Football, Track, Basketball
1923-25	Bud Saunders	Football, Basketball
1925-26	Bud Saunders	Football, Track
1927-31	Josh Cody	Football, Basketball
1931-38	Jess Neeley	Football, Baseball
1942-43	Frank Howard	Football, Baseball

Bowl. Ford was named National Coach-of-the-Year.

The victories continued in 1982 and 1983 as Clemson had consecutive 9-1-1 seasons. The Tigers finished in the top 12 in both seasons, and thus had a 30-2-2 record over a three-year period, best in the nation.

After extending a streak for consecutive winning regular seasons to nine straight years in 1985, he led Clemson to another top 20 finish and ACC title in 1986. Clemson won three straight titles under his guidance between 1986 and 1988. In 1989 Clemson registered a 10-2 season and top 12 national ranking, the fourth straight season Clemson finished in the final AP top 20. He closed his career with a 27-7 win over West Virginia in the Gator Bowl, his sixth bowl win in eight tries and his fourth in succession. Clemson and Florida State were the only teams in the nation to win four straight bowl games between 1986 and 1989.

Ford was the third winningest active coach on a percentage basis at the end of the 1989 season. He finished with a 96-29-4 career ledger at Clemson and remains the only coach in ACC history with over a 70 percent winning mark (min. four years). He finished with a 76 percent winning percentage and five ACC titles, second only to Frank Howard's six crowns.

The 1969 Alabama graduate is still the youngest coach to win the national title, as he was just 33-years-old when the Tigers shocked the college football world in 1981. He coached 71 first-team All-ACC selections and 26 All-Americans. Thirty-eight of his former Tigers were drafted by the NFL, and he earned 18 wins over Associated Press top 20 teams during his career, more than any other ACC coach. Additionally, eight of his former players won Super Bowl Championship rings. At one stretch his teams were ranked in the AP top 20 for 41 consecutive polls, a Clemson record.

Ford was an All-SEC selection and was also an All-SEC Academic choice at Alabama. He attended Alabama initially on a basketball/football scholarship but played only football after his freshman year. He played in three bowl games for Alabama.

The Legendary Frank Howard

Clemson History

An era ended at Clemson University June 30, 1974, when Frank Howard officially retired from the payroll. But instead of crawling back in his shell as some do at this stage, Howard sluffed off the retirement bit and still comes to his office regularly in the Jervy Athletic Center answering a pretty good stack of mail which arrives daily, or accepting another speaking engagement, or lining up some advertisers for the Kickoff Publishing Company.

Howard retired from coaching December 10, 1969, after 39 years on the Clemson coaching staff, 30 of which were as head coach. He was also athletic director during this time and he kept this position until February 4, 1971, when he was named assistant to the vice president at the university, the post he held when the mandatory retirement age of 65 rolled around.

Shortly after his retirement the Clemson Board of Trustees named the playing surface of Memorial Stadium as "Frank Howard Field" in honor of his long service to the university. It was only the third time that a building or installation had been named by the trustees for a

living person.

In the last decade Howard has been inducted into the South Carolina Athletic Hall of Fame and the Clemson Hall of Fame (charter member in both), as well as the Helms Athletic Hall of Fame and the State of Alabama Hall of Fame. On December 5, 1989 he joined an elite group in the National Football Foundation Hall of Fame. The ceremonies took place in the Waldorf-Astoria in New York City. He joined former Clemson mentors John Heisman and Jess Neely.

Howard was also honored in December, 1981, when he was inducted into the Orange Bowl Hall of Honor, along with former Alabama coach, Paul "Bear" Bryant, and Tommy McDonald, a former Oklahoma star. In the summer of 1990 he was inducted into the Gator Bowl Hall of Fame.

Howard stepped onto the rolling hills of Clemson in 1931 fresh from the varsity football ranks at the University of Alabama where he was a first stringer on Wallace Wade's 1930 team which drubbed Washington State, 24-0 in the 1931 Rose Bowl. Howard was known as the "Little

HOWARD TITLES

Frank Howard coached Clemson to eight conference titles, six ACC and two in the Southern Conference. At the time of his retirement in 1969, he was the fifth winningest active coach in the nation.

Giant" of the Tide's "Herd of Red Elephants."

The bald veteran came to his first coaching post under Jess Neely as a line tutor. "At least that was my title," Howard recalls. "Actually, I also coached track, was ticket manager, recruited players and had charge of football equipment. In my spare time I cut grass, lined tennis courts and operated the canteen while the regular man was out to lunch."

Howard was not only track coach from 1931-39, but served as baseball coach in 1943 and his 12-3 record that year is still the best percentage for a season in Clemson history.

Howard held the line coaching post until Neely went to Rice University as head coach in 1940. When the Clemson Athletic Council met to name a successor to Neely, Prof. Sam Rhodes, a council member, nominated Howard to be the new head coach. Howard, standing in the back of the room listening to the discussion, said: "I second the nomination." He got the job and never left. Altogether, he served Clemson 43 years.

When he retired as head coach following the 1969 season, he was the nation's dean of coaches, having been a head football coach at a major institution longer than anyone else in the United States. When he retired, he was one of five active coaches with 150 or more victories.

While line coach in 1939, the Tigers' record (8-1) was good enough to merit a trip to Dallas where Clemson met undefeated Boston College under the late Frank Leahy in the 1940 Cotton Bowl. The 1948 mark of 10-0 carried Clemson to the 1949 Gator Bowl and two years later, a 9-0-1 record sent the Tigers to Miami's Orange Bowl (1950). The Country Gentlemen were champions on their first three bowl ventures. Boston College fell, 6-3, Missouri was nipped in the Gator, 24-23 (Howard says this is the best football game he ever witnessed), and Miami felt the Tiger claws, 15-14. The total point spread in these three bowl wins was five points.

The Gator Bowl beckoned the Tigers again in January, 1952, and by being conference champions in 1956, Clemson played in the '57 Orange Bowl classic again. Miami downed Clemson, 14-0 in the second Gator Bowl trip and Colorado led Clemson, 20-0, then trailed 21-20, before finally defeating the Tigers, 27-21, in the second Orange Bowl. The Tigers then played in the 1959 Sugar Bowl and held No. 1-ranked Louisiana State to a standstill before losing, 7-0.

The invitation to play in the first Bluebonnet Bowl in Houston in December, 1959, was the eighth bowl that Howard had been a part of either as a player, assistant coach or head coach. It was the seventh bowl trip for a Clemson team and the sixth in 12 years. Howard says that Clemson's 23-7 triumph over Texas Christian in the Bluebonnet was the best performance he had ever witnessed by a Clemson team.

The Tigers' victory over TCU was their fourth



Howard won 165 games as a head coach at Clemson, still a Tiger record by far.



Howard playfully scolds Bear Bryant for beating his Tigers in 1966.

success in seven post-season appearances. In all seven Clemson was the established underdog.

Howard served on the coaching staff of the Blue-Gray game in Montgomery, Ala., in 1941, 1952, 1959, and 1966; was on the East staff of the annual East-West Game in San Francisco, Calif., in December, 1960, and again in December, 1962; and was named coach of the South squad in Miami's 1961 and 1969 North-South game. He coached in the 1970 Hula Bowl, which was his ninth post-season all-star game.

While still in active coaching Howard served as one of the important rules committee members for a period of three years.

A single wing expert for 22 seasons (including nine as line coach), Howard changed to the T-formation and its many variations in 1953. Still another major change in the offense was installed in 1965 with the 'I' and pro-type set. In his 13 seasons as head coach using the single wing, Clemson won 69, lost 47 and tied 7. In 12 years of 'I' teams, the Tigers won 71, lost 47 and tied 4. While using the 'I' in his last five years of coaching, Clemson recorded a 25-24-1 record.

In his 30 years of coaching Howard won 165, lost 118 and tied 12.

In addition to heading up the Clemson football program, Howard also had the job of directing Clemson's entire athletic program, and at the same time, raising all the required scholarship funds. The athletic department was always on a sound financial footing under the guidance of Howard.

The year 1958 was a red letter one for Howard. During the halftime of the Spring Game, Howard, his staff and secretaries were given an appreciation day. Howard received a 1958 car while other staff members were presented gifts. That summer Howard and three members of his staff were given a trip to Europe by the Department of Defense to conduct clinics for the Armed Forces in Germany.

Then came the football season and the Tigers presented Howard an 8-2 season which led to the Sugar Bowl invitation. One of these 1958 wins was the 100th of Howard's coaching career. That came against the late Jim Tatum of North Carolina, a coach whom Howard had never beaten. And the Tigers had to come from behind

three times to win, 26-21.

Howard was named Southern Conference coach-of-the-year in 1948. In 1959 he was named Atlantic Coast Conference coach-of-the-year and was accorded the honor again in 1966. His teams won ACC championships five times (1956-58-59-66-67) in the first 15 years of the conference. The Tigers were co-champions in 1965.

Howard was born at Barlow Bend, Ala., (three wagon greasins' from Mobile), March 25, 1909. He spent his early days on the farm playing mostly cow pasture baseball because there were not enough boys around the community to form a football team. Howard says he left Barlow Bend walking barefoot on a barbed wire fence with a wildcat under each arm.

He graduated from Murphy High School in Mobile where he played football, baseball and basketball and served as president of both the junior and senior classes.

After finishing at Murphy, Howard entered the University of Alabama on an academic scholarship provided by the **Birmingham News** in the fall of 1927, and the 185 pounder played reserve guard his sophomore year. During his junior year he started every game but two, as an ankle injury sidelined him for the two games he missed. Again his senior year he was a regular.

Howard was president of the freshman class

at Alabama, was member of Blue Key and president of the "A" Club.

After coming to Clemson he married the former Anna Tribble of Anderson, S.C., August 23, 1933. They are the parents of a daughter Alice (Mrs. Bobby McClure of St. Paul's, N.C.) and a son, Jimmy. The Howards also have three grandchildren.

Jimmy followed in his dad's footsteps as a football player, only at a different position. The son was regular fullback on the local high school (Daniel) team for three years and was a halfback-fullback for three years on the Clemson varsity. Jimmy gained over 1,400 yards his senior year in high school and scored over 100 points. He graduated from Clemson in June, 1964 with honors, and earned his masters degree in horticulture from Clemson in 1967. Today he is district entomologist with the Plant Pest Regulatory Service at Clemson.

For over three decades Howard has been in great demand both as a banquet speaker and a clinic lecturer. Few states have escaped his homespun oratory, which has brought the house down on many occasions.

Since his retirement, Howard has become active in other endeavors. He has served as state chairman of the South Carolina Heart Fund annual drive, has been roasted several times on behalf of the Multiple Sclerosis Society, and is active in selling the Kickoff Publication out of Knoxville, TN.

Howard still has his hands in football as he serves as the chief recruiter for the Gray squad in the annual Blue-Gray game in Montgomery, AL., The Blue squad recruiter is Don Faurot, who opposed Howard in the 1949 Gator Bowl.

Howard has also been inducted into the Helms Foundation Hall of Fame in San Francisco, CA., is an honorary member of the National Athletic Trainers Association, and is a member of the Hall of Fame of the National Association of Collegiate Directors of Athletics.

Clemson University has also honored Howard once more with the presentation of the Clemson Medallion, which is the highest public honor bestowed by the university to a living person who exemplifies the dedication and foresight of its founders.



Howard was not the straight man in this routine with Bob Hope at a Clemson homecoming in 1978.

Coaching Records

COACHING LEGENDS

Clemson has three former coaches in the college football Hall of Fame. John Heisman, Jess Neely and Frank Howard all have been selected to the prestigious group. Howard leads the way with 165 career victories.

Clemson Coaches

No	Coach	Alma Mater	Years	Yrs	Games	Conf Champ	Top 20 Years	Games by 7 or less	ACC/SC	Vs AP Top 20
1	Walter Riggs	Auburn '93	1896, 1899	2	9	NA	NA	0-1	NA	NA
2	William Williams	Auburn '96	1897	1	4	NA	NA	0-0	NA	NA
3	John Penton	Auburn '98	1898	1	4	NA	NA	0-0	NA	NA
4	John Heisman	Pennsylvania '92	1900-03	4	24	NA	NA	2-3-2	NA	NA
5	Shack Shealy	Clemson '00	1904	1	7	NA	NA	1-2-1	NA	NA
6	Eddie Cochems	Wisconsin '01	1905	1	6	NA	NA	1-1-1	NA	NA
7	Bob Williams	Virginia '02	1906, 1909, 1913-15	5	41	NA	NA	8-5-6	NA	NA
8	Frank Shaughnessy	Notre Dame '05	1907	1	8	NA	NA	2-2	NA	NA
9	John Stone	Vanderbilt '08	1908	1	7	NA	NA	0-3	NA	NA
10	Frank Dobson	Peddie Inst.	1910-12	3	24	NA	NA	0-2-1	NA	NA
11	Wayne Hart	Georgetown, KY '12	1916	1	9	NA	NA	1-1	NA	NA
12	Edward Donahue	Washington & Lee '16	1917-20	4	36	NA	NA	4-4-3	NA	NA
13	E. J. Stewart	Case Western Reserve	1921-22	2	18	0	NA	1-1-2	1-5	NA
14	Bud Saunders	Missouri '11	1923-26	4	33	0	NA	5-4-1	1-11-1	NA
15	Josh Cody	Vanderbilt '17	1927-30	4	41	0	NA	9-2-1	8-7	NA
16	Jess Neely	Vanderbilt '23	1931-39	9	85	0	1	14-14-7	17-11-2	1-0
17	Frank Howard	Alabama '31	1940-69	30	295	8	6	49-44-12	*100-48-5	9-36-1
18	Hootie Ingram	Alabama '55	1970-72	3	33	0	0	4-3	8-10	1-5
19	Red Parker	Arkansas A&M '53	1973-76	4	44	0	0	9-8-2	10-11-1	0-5
20	Charley Pell	Alabama '61	1977-78	2	23	1	2	6-2-1	10-1-1	2-3
21	\$Danny Ford	Alabama '70	1979-89	11	129	5	7	26-19-4	56-15-1	18-11-1
22	Ken Hatfield	Arkansas '65	1990	1	12	0	1	2-1	5-2	1-2
\$ - coached one game in 1978				95	892	14	17	144-122-44	216-121	32-62-2
* - includes 66-30-2 vs ACC Teams								(.535)	(.636)	(.344)


No	Coach	Sept	Oct	Nov	Jan/Dec	Bowl	Home	Away	Neut.	Overall	Pct.
1	W. M. Riggs	0-0	2-2	4-1	0-0	NA	0-0	3-3	3-0	6-3	.667
2	W. M. Williams	0-0	1-2	1-0	0-0	NA	0-0	2-2	0-0	2-2	.500
3	J. A. Penton	0-0	1-1	2-0	0-0	NA	1-0	1-1	1-0	3-1	.750
4	John Heisman	0-0	10-2-1	9-1-1	0-0	NA	4-0	11-2-1	4-1-1	19-3-2	.833
5	Shack Shealy	0-0	2-2	1-1-1	0-0	0-0	1-1	2-1-1	0-1	3-3-1	.500
6	Eddie Cochems	0-0	2-0-1	1-2	0-0	0-0	0-0-1	2-2	1-0	3-2-1	.583
7	Bob Williams	2-0	9-7-5	10-7-1	0-0	0-0	6-1-2	11-9-3	4-4-1	21-14-6	.585
8	Frank Shaughnessy	1-0	2-1	1-3	0-0	0-0	2-2	1-1	1-1	4-4	.500
9	J. N. Stone	1-0	0-3	0-3	0-0	0-0	1-1	0-3	0-2	1-6	.143
10	Frank Dobson	1-0	6-6	4-6-1	0-0	0-0	4-3	6-6	1-3-1	11-12-1	.479
11	Wayne Hart	1-0	1-3	1-3	0-0	0-0	2-1	1-1	0-4	3-6	.333
12	Edward Donahue	4-0	7-7-1	10-5-2	0-0	0-0	10-3-1	6-8-2	5-1	21-12-3	.625
13	E. J. Stewart	0-1	4-3-1	2-5-1	0-1	0-0	4-2	2-7-1	0-1-1	6-10-2	.389
14	Bud Saunders	2-2-1	4-10	4-10	0-0	0-0	7-7-1	3-13	0-2	10-22-1	.318
15	Josh Cody	6-0-1	16-1	7-9	0-1	0-0	13-0-1	9-8	7-3	29-11-1	.720
16	Jess Neely	10-4-2	15-18-3	17-13-2	1-0	1-0	16-4-2	20-26-4	7-5-1	43-35-7	.547
17	Frank Howard	34-18-4	54-57-4	72-39-4	5-4	3-3	81-30-2	77-82-10	7-6	165-118-12	.580
18	Hootie Ingram	3-5	6-8	3-8	0-0	0-0	7-9	3-12	2-0	12-21	.364
19	Red Parker	3-8-1	6-10-1	8-7	0-0	0-0	12-9-1	5-16-1	0-0	17-25-2	.409
20	Charley Pell	4-2	9-0	5-1-1	0-1	0-1	9-2	9-1-1	0-1	18-4-1	.804
21	\$Danny Ford	26-11-2	36-8	28-8-2	6-2	6-2	53-13-3	36-14-1	7-2	96-29-4	.760
22	Ken Hatfield	4-1	3-1	2-0	1-0	1-0	6-0	3-2	1-0	10-2	.833
		102-52-11	196-152-17	192-132-16	13-9	11-6	239-87-14	213-220-24	51-38-6	503-345-44	.589
		(.652)	(.560)	(.588)	(.591)	(.647)	(.724)	(.492)	(.568)		



Walter Riggs was Clemson's first head coach.



Jess Neely took Clemson to its first bowl game.



Josh Cody was 4-0 against South Carolina and 13-0-1 at home in four years.

at

Hatfield vs. All Competition

RUSHING PROFICIENCY

As you can see by the chart below, Ken Hatfield coached teams have rushed for at least 245 yards per game and averaged at least four yards a carry in each of the last six seasons.

Clemson Coaches

KEN HATFIELD AGAINST ALL COMPETITION

Opponent	First Meet	Last Meet	At Air Force			At Arkansas			At Clemson			Overall			
			Home	Away	Neut	Home	Away	Neut	Home	Away	Neut	Home	Away	Neut	Overall
Appalachian St.	1990	1990							1-0			1-0			1-0
Arizona State	1985	1985						1-0						1-0	1-0
Army	1979	1983	3-0	1-1								3-0	1-1	1-0	4-1
Auburn	1984	1984						0-1						0-1	0-1
Baylor	1984	1989				3-0	2-1					3-0	2-1		5-1
Boston College	1980	1980	0-1									0-1			0-1
Brigham Young	1981	1983	0-1	1-1								0-1	1-1		1-2
Colorado State	1979	1983	1-1	1-2								1-1	1-2		2-3
Duke	1990	1990							1-0			1-0			1-0
Georgia	1987	1990						0-1	1-0			1-0		0-1	1-1
Georgia Tech	1979	1990		0-1						0-1			0-2		0-2
Hawaii	1980	1987	1-0	0-2			1-0					1-0	1-2		2-2
Houston	1984	1989				3-0	3-0					3-0	3-0		6-0
Illinois	1979	1990	0-1	0-0-1							1-0	0-1	0-0-1	1-0	1-1-1
Kansas St.	1979	1979	0-1									0-1			0-1
Long Beach St.	1990	1990							1-0			1-0			1-0
Maryland	1990	1990								1-0			1-0		1-0
Miami	1987	1987				0-1	0-1					0-1	1-0		1-0
Mississippi	1983	1989			1-0	2-0-1	3-0					2-0-1	3-0	1-0	6-0-1
Navy	1979	1984	2-0	1-2		1-0						3-0	1-2		4-2
New Mexico	1981	1987	0-1	0-1		1-0						1-1	0-1		1-2
New Mexico State	1985	1986				2-0						2-0			2-0
Notre Dame	1979	1983	1-2	1-1								1-2	1-1		2-3
North Carolina	1990	1990							1-0			1-0			1-0
N.C. State	1990	1990								1-0			1-0		1-0
Oklahoma	1986	1986						0-1		1-0			1-0	0-1	0-1
Oregon	1979	1981		1-1									1-1		1-1
Pacific	1988	1988				1-0						1-0			1-0
Rice	1984	1989				3-0	3-0					3-0	3-0		6-0
San Diego St.	1980	1983	1-1	1-0	1-0							1-1	1-0	1-0	3-1
SMU	1984	1989				2-0	1-1					2-0	1-1		3-1
South Carolina	1990	1990							1-0			1-0			1-0
Tennessee	1989	1989						0-1						0-1	0-1
Texas	1984	1989				0-3	2-1					0-3	2-1		2-4
Texas A & M	1984	1989				3-0	1-2					3-0	1-2		4-2
TCU	1984	1989				1-1	3-0					1-1	3-0		4-1
Texas Tech	1982	1989	1-0	0-1		3-1	3-0					4-1	3-1		7-2
Tulane	1980	1981	0-1	0-1								0-1	0-1		0-2
Tulsa	1979	1989	0-1	0-1		6-0						6-1	0-1		6-2
UCLA	1988	1988						0-1						0-1	0-1
UNLV	1981	1981		0-1									0-1		0-1
Utah	1983	1983	1-0									1-0			1-0
UTEP	1982	1989	1-0	1-0		1-0						2-0	1-0		3-0
Vanderbilt	1979	1982	1-0		1-0							1-0		1-0	2-0
Virginia	1990	1990								0-1			0-1		0-1
Wake Forest	1990	1990								1-0			1-0		1-0
Washington	1980	1980		0-1									0-1		0-1
Wisconsin	1979	1979		0-1									0-1		0-1
Wyoming	1980	1983	2-1	0-1								2-1	0-1		2-2
Yale	1980	1980		0-1									0-1		0-1
Totals			15-12	8-20-1	3-0	32-6-1	22-6	1-5	6-0	3-2	1-0	53-18-1	33-28-1	5-5	91-51-2

OFFENSIVE STATISTICS UNDER HEAD COACH KEN HATFIELD

	Gms	Year	Plays	Tot Yds.	Yds/ Game	Yds Play	Rush Plays	Net Yds. Rush	Yds/ Game	Yds/ Rush	Pass Att.	Pass Comp	Pass Yds	Had Int.	Comp %	Yds/ Game	First Downs	Pts/ Game	TO
Air Force	11	1979	767	2918	265.2	3.8	532	2132	193.8	4.0	235	122	1143	13	.519	103.9	183	11.5	28
Air Force	12	1980	825	3399	284.2	4.1	589	2049	171.0	3.5	236	87	1350	15	.369	113.2	191	13.4	37
Air Force	11	1981	771	3015	274.6	3.9	573	2036	185.5	3.6	196	89	979	14	.454	89.0	185	15.5	27
Air Force	13	1982	890	5099	425.5	5.7	723	3620	382.4	5.0	167	83	1479	11	.497	123.5	259	27.6	32
Air Force	12	1983	766	5039	458.2	6.6	650	3811	346.8	5.9	126	65	1228	3	.519	117.6	245	29.8	19
Arkansas	12	1984	851	4106	373.3	4.8	640	2420	220.0	3.8	211	117	1686	15	.555	153.3	210	23.0	30
Arkansas	12	1985	805	4040	367.3	5.0	685	2922	265.6	4.3	120	61	1118	4	.508	101.6	209	22.7	16
Arkansas	12	1986	798	3947	358.8	4.9	668	2721	247.4	4.1	130	78	1226	2	.600	111.5	221	27.5	12
Arkansas	13	1987	879	4136	344.7	4.7	753	3196	266.3	4.2	126	72	940	7	.571	78.3	240	23.6	20
Arkansas	12	1988	880	4280	389.1	5.3	631	2714	246.7	4.3	180	90	1566	5	.503	142.4	226	31.5	13
Arkansas	12	1989	844	4926	447.8	5.8	680	3456	314.2	5.1	164	91	1470	11	.555	133.6	261	32.5	15
Clemson	12	1990	992	4265	355.4	4.8	667	2956	246.3	4.4	215	107	1309	5	.498	109.1	225	27.7	17

DEFENSIVE STATISTICS UNDER HEAD COACH KEN HATFIELD

	Gms	Year	Plays	Tot Yds.	Yds/ Game	Yds Play	Rush Plays	Net Yds. Rush	Yds/ Game	Yds/ Rush	Pass Att.	Pass Comp	Pass Yds	Had Int.	Comp %	Yds/ Game	First Downs	Pts/ Game	TO
Air Force	11	1979	735	3828	348.0	5.2	538	2785	253.1	5.2	197	92	1281	6	.467	116.5	180	23.0	22
Air Force	12	1980	885	4300	358.3	4.9	597	2318	193.2	3.9	288	143	1982	11	.497	165.3	221	24.2	25
Air Force	11	1981	811	4185	380.4	5.2	506	2238	203.6	4.4	305	170	1947	12	.557	177.2	226	22.9	22
Air Force	13	1982	874	4968	414.1	5.7	555	2915	243.5	5.3	319	169	2053	13	.530	171.8	245	25.6	36
Air Force	12	1983	798	4652	423.5	4.7	442	2067	188.2	4.7	356	209	2585	25	.587	235.7	233	18.1	36
Arkansas	12	1984	711	3219	292.6	4.5	417	1336	121.5	3.2	294	150	1883	15	.510	171.2	156	12.5	39
Arkansas	12	1985	744	3261	296.5	4.4	425	1278	166.2	3.0	120	61	1983	20	.495	180.3	169	11.7	30
Arkansas	12	1986	724	3231	293.7	4.5	403	1441	131.0	3.6	321	171	1790	22	.533	162.7	179	12.9	34
Arkansas	13	1987	818	3875	322.9	4.7	393	1198	99.8	3.0	425	230	2677	22	.541	223.1	208	16.6	31
Arkansas	12	1988	734	3240	294.5	4.4	394	1010	91.8	2.6	340	203	2230	21	.597	202.7	179	15.7	35
Arkansas	12	1989	724	3689	335.4	5.1	377	1294	117.6	3.4	347	198	2345	15	.571	217.7	206	18.1	23
Clemson	12	1990	747	2630	219.2	3.5	402	848	70.9	2.1	345	167	1782	16	.484	148.5	159	9.1	34

All-Time Assistant Coaches

Clemson Coaches

ADAMS, DWIGHT (Henderson State '58)—Linebackers 1973-75; Defensive Ends 1976-78.
 AGNEW, F.H.—1918.
AKE, WALLY (William & Mary '72)—Inside Linebackers 1990-present.
 ALDRIDGE, MILES (Gardner-Webb '71)—Linebackers 1985-89.
 ANDERSON, WILLIE (Clemson '75)—Head Jayvee 1977-79; Tight Ends 1979; Defensive Ends 1980; Defensive Line 1981-82.
 ANDREWS, MICKEY (Alabama '65)—Def. Coordinator and Def. Backs 1977-78; Def. Backs 1979-80.
 BAKER, ART (Presbyterian '53)—Fr. 1965; Off. Backs 1966-69.
 BANKS, B.C. (STUMPY) (Clemson '18)—Backs 1920-21.
 BARFIELD, DOUG (Southern Mississippi '57)—Off. Backs 1970-71.
 BASS, TOM (Maryville '60)—Freshman 1967-69; Def. Line 1970-72; Def. Ends 1973-75; Off. Backs 1976; Admin. Ast. 1977-79.
 BECKISH, LARRY (Wichita State '63)—Off. Ends 1968-70; Freshman 1972; Off. Ends 1973-76.
BECKMAN, LARRY (Florida '66)—Offensive Line 1990-present.
 BOLT, WAYNE (East Carolina '79)—Tight ends 1986-89.
 BOWMAN, R.V.T.—Assistant 1896-98.
BRINSON, LARRY (Florida '83)—Running Backs 1990-present.
 BUGAR, MIKE (Florida State '67)—Def. Line 1977-79.
 BUSTLE, RICKY (Clemson '77)—Def. Backs 1979.
 BURSON, JOE (Georgia '66)—Freshman 1970; Def. Ends 1971-72; Def. Backs 1973-76.
 CARLTON, BOBBY (Newberry '67)—Freshman 1975.
 CARSON, JULES (Clemson '14)—Freshman, 1915, 1927-30.
 CARTER, RONNIE (Arkansas A&M '67)—Freshman 1973-74; Off. Line 1975.
 COHEN, RUSS (Vanderbilt '17)—Def. Backs 1947-55.
 CONE, FRED (Clemson '51)—Recruiter 1961-72.
 CONOVER, LARRY—Line 1920.
 COX, CARY (Clemson '49)—Freshman 1949.
 COX, WALTER (Clemson '39)—Off. Line 1940, 1943, 1946-50.
 CRAIG, JOHNSON—Freshman 1933.
 CROWE, JACK (Alabama-Birmingham '70)—Quarterbacks 1986-88.
 D'ANDREA, BILL (Indiana State '72)—Graduate Assistant 1983-84; Offensive Line 1986-89.
 DAVIS, JOE (Southwestern)—Ends 1931-39.
 DENNING, DON (Presbyterian '60)—Recruiting coordinator 1981; Defensive Backs 1982-85.
DICKERSON, RON (Kansas State '71) Defensive Coordinator 1991.
 DILLARD, BILL (Clemson)—Freshman 1937-38.
 EMORY, ED (East Carolina '60)—Freshman 1973; Off. Backs 1974-75; Off. Line 1976.
 FORD, DANNY (Alabama '70)—Asst. Head Coach and Off. Line 1977-78.
 FOX—1919-20.
 FRAZIER, R.A.—1908.
 FRITTS, GEORGE (Clemson '42)—Line 1943.
 GANTT, JOHN W. (Clemson)—Backs 1903-07.
 GEE, J.B. (Clemson '17)—Line 1927.
 GETTYS, E.F. (Clemson '22)—Line 1922.
 GILLIAM, TINK—Freshman 1925-26.
 GOODALE, B.E. (Big Ben) (Clemson)—Freshman 1922, 1925, 1929.
 GOODMAN, JIM (Florida '74)—Recruiting Coordinator 1991-Present.
 GRACE, RONNIE (Clemson '62)—Fr. 1968-69; Def. Line 1970.
 GUYTON, JOE (Carlisle Institute)—Line 1928-29.
 HALLMAN, CURLEY (Texas A&M '69)—LB 1979-80; DB 1981.
 HAMILTON—1922.
 HARPER, SMOKEY—1927.
 HARPER, TOM (Kentucky '53)—Asst. Head Coach, DL 1981-88.
 HARVEY, B.C. (Clemson '28)—Line 1928.
 HEFFNER, PETE—Backs 1930-32.
HERRIN, LES (Western Carolina '71)—Linebackers 1981-1984; Defensive Line 1989-present.
HINSHAW, ROGER (Appalachian St. '72)—Outside Linebackers, 1990-present.
 HINSON, RANDY (Clemson '36)—Freshman 1939-40; 1946-48.
 HOAGLAND, EARL (Purdue)—Off. Backs 1935-36.
 HOLLAND, JIM (Appalachian State '71)—Freshman 1975.
 HOLLAND, JOE (Clemson '07)—Backs 1909.
 HOLLAND, LAWSON (Clemson '75)—Receivers 1979-85.
 HOWARD, FRANK (Alabama '31)—1931-39.

LOYAL TIGERS

Thirty-five of Clemson's assistant coaches over the years attended Clemson as students. Only three assistant coaches over the years list another ACC school as their alma mater. Six former assistants list Alabama as their alma mater.

JONES, BOB (Clemson '30)—Freshman 1931-39; Off Ends and Def. Ends 1940-65; Def. Ends 1965-69.
 JORDAN, WHITEY (Clemson '59)—Fr. 1959-64; Off. Ends 1965-67; Off. Coordinator 1968-69; Off. Line 1970; Off. Ends 1971-72.
 KINES, JOE (Jacksonville State '66)—Linebackers 1977-78.
 KING, BUDDY (Clemson '73)—Off. Line 1976-1982.
 KIRK, JERRY (East Tennessee State '63)—Defensive Line 1977.
 LAYCOCK, JIMMYE (William & Mary '70)—Off. Coordinator and Off. Backs 1977-79.
 LONG, BOBBY (Clemson '69)—Recruiter 1968-70.
 MacINTYRE, GEORGE (Miami, Fla. '61)—Def. Backs 1970-72.
 MAJOR, C.S. (RIP) (Auburn)—Line 1913.
 MAXWELL, JOHN (Clemson '04)—Backs 1904.
 MAY, T.E.—Line 1922-24.
 McCORVEY, WOODY (Alabama State '72)—Tight Ends 1983-1985; Wide Receivers 1986-89.
 McFADDEN, BANKS (Clemson '40)—Def. Backs 1941, 1946-49; Freshman 1950-54; Def. Backs 1955-69.
 McLELLAN, BILL (Clemson '54)—Freshman 1966-69.
 McLEOD, A.P. (Dizzy) (Furman)—Line 1927.
 McMILLAN, COVINGTON (Goat) (Clemson '30)—Off. Backs 1937-41; 1946-52; Freshman 1953-64.
 MOORE, TOM (Citadel '67)—Jayvee 1971-75; Def. Backs '76; Receivers 1977-78; GA-1988.
 MORRIS, W.G.—1916-17; 1919.
 MOSS, C.S. (Clemson)—Freshman 1933.
 MURRY, DON (Arkansas A&M '66)—Off. Coordinator, RB 1973-76.
 NORMAN, ROCK (Roanoke '15)—Freshman 1940-42; 1946-54.
 NORWOOD, GORDON (Arkansas '69)—Freshman 1970-72.
 OLIVER, BILL (Alabama '62)—Defensive Backs 1986-89.
 ORGEL, FRANK (Georgia '61)—Def. Line 1980.
 OWEN, DUKE (Georgetown '53)—Freshman 1970; Off. Line 1971-75.
 PADGETT, FRANK (Clemson '21)—Line 1926.
 PATTON, BOB (Clemson '53)—Freshman 1966.
 PELL, CHARLEY (Alabama '63)—Assistant Head Coach and Defensive Coordinator 1976.
 RAMSEY, GEORGE—Backs 1933, 1935.
 REEDY, CHUCK (Appalachian State '71)—Offensive Backs 1978-89.
 RICHARDS, CUL—Line 1924-25.
 ROGERS, TOM (Duke)—Ends 1942.
 SATTERFIELD, STEVE (South Carolina '60)—Freshman 1971; Off. Backs 1972-73.
 SANDERS, RED (Vanderbilt '26)—Backs 1928-30.
 SCHILLETTER, WILLIAM A. (Clemson '15)—Line 1915, 1919.
 SEGARS, KEN (Clemson)—Freshman 1939.
 SHAW, ED—Backs 1921.
 SHIVELY, DOUG (Kentucky '59)—Linebackers 1970-72.
 SMITH, BOB (Furman '34)—Def. Line 1950-62; Def. Co. 1963-69.
 STEELMAN, HAROLD (Arkansas '55)—Def. Line 1973-76.
STOCKSTILL, RICK (Florida State '82)—Quarterbacks 1989-present.
 STOKELY, NELSON (LSU '68)—quarterbacks 1980-85; Offensive Coordinator 1982-85.
 SWINGER, BILL (S.C. State '65)—Freshman 1973-75.
 TROTT, BOBBY (North Carolina '76)—Defensive Coordinator 1990.
VAN DER HEYDEN, LARRY (Iowa State '62)—Offensive Line 1979-Present.
 WADE, DON (Clemson '52)—Freshman 1953-58; Off. Line 1959-67; Administrative Assistant 1983-88.
 WALLER, CHARLEY (Oglethorpe '42)—Off. Backs 1957-65.
 WARE, BILLY (Clemson '70)—Defensive Backs 1978; Defensive Ends 1979; Administrative Assistant 1980.
 WEST, TOMMY (Tennessee '75)—Defensive Ends 1982-89.
 WHITE, JACK (Alabama '73)—Administrative Assistant 1982.
 WHITE, W.P. (Clemson '10)—Offensive 1910.
 WHITT, RICK (Catawba '76)—Defensive Backs 1980-83.
 WILD, ORMAND (Clemson '54)—Freshman 1965.
 WILLIAMS, R.C. (BOB)—1908.
WILSON, RICHARD (Arkansas '81)—Wide Receiver 1990-present.
 WISE, CARL (King College '37)—Off. Backs 1955-56.
 WRENN, CLYDE (N.C. State '65)—Fr. 1972; Recruiting Coordinator 1973-77; Assistant Athletic Director 1985-89; Recruiting Coordinator 1990.

NOTE: Graduate assistants and part-time coaches not included.
 Active coaches in bold face.

Returns For Touchdown

KELLEY'S HEROES

Don Kelley holds the Clemson record for consecutive games scoring a touchdown via returns. He did it in three straight games during the 1970 season. All three plays were at least 67 yards.

Clemson History

By Clemson


Year	Type	Player	Site	Opponent	Yards
1951	Interception	Archie Baker	H	Auburn	56
1953	Block Punt	Scott Jackson	A	Boston College	41
1954	Punt	Ken Moore	N	Wake Forest	81
	Punt	Joe Pagliei	H	Presbyterian	74
	Interception	Walt Laraway	H	The Citadel	30
	Block Punt	Walt Laraway	H	The Citadel	39
1958	Interception	Jim Padgett	H	North Carolina	28
1959	Kickoff	Bill Mathis	A	Georgia Tech	99
	Interception	Paul Snyder	A	Rice	18
	Interception	Harry Pavilack	A	Furman	26
1961	Punt	Elmo Lam	H	Tulane	68
1962	Punt	Mack Matthews	A	Wake Forest	88
	Kickoff	Hal Davis	H	Georgia	98
1964	Block Punt	Butch Robbins	A	Wake Forest	0
	Interception	Ted Bunton	H	Virginia	48
1966	Punt	Frank Liberatore	H	Virginia	66
	Interception	Richard Garick	H	North Carolina	31
1967	Punt	Frank Liberatore	H	Georgia	52
	Interception	Billy Ware	A	North Carolina	23
1968	Field Goal	Richie Luzzi	A	Georgia	108
1970	Punt	Don Kelley	A	Wake Forest	67
	Interception	Don Kelley	H	Duke	102
	Punt	Don Kelley	A	Maryland	85
	Interception	Jewell McLaurin	A	Maryland	68
1971	Fumble	Smiley Sanders	H	Kentucky	1
1973	Interception	Frank Wise	H	Wake Forest	36
1974	Interception	Dennis Smith	H	South Carolina	31
1977	Interception	Rex Varn	H	Maryland	93
1978	Interception	Rex Varn	A	N.C. State	94
1979	Interception	Jeff Davis	H	Wake Forest	17
1980	Block Punt	Bill Smith	A	Virginia	11
	Interception	Willie Underwood	H	South Carolina	37
1981	Block Punt	Johnny Rembert	A	South Carolina	0
1982	Interception	Johnny Rembert	H	Duke	43
1984	Interception	Kenney Danforth	A	Virginia	22
1985	Block Punt	Perry Williams	H	Maryland	30
1986	Interception	Delton Hall	H	Duke	67
1987	Punt	Donnell Woolford	H	Georgia Tech	78
	Kickoff	Joe Henderson	H	Georgia Tech	95
	Punt	Donnell Woolford	H	Wake Forest	67
1988	Interception	Doug Brewster	A	Georgia Tech	68
1989	Block Punt	Tony Mauney	H	Furman	0
	Interception	Wayne Simmons	A	Florida State	73
	Interception	Levon Kirkland	A	Virginia Tech	47
	Fumble	Chester McGlockton	N	West Virginia	9
1990	Interception	Arlington Nunn	H	Long Beach State	55
	Kickoff	Doug Thomas	H	Long Beach State	98
	Kickoff	Doug Thomas	A	Maryland	98
	Fumble	Dexter Davis	A	N.C. State	52
	Interception	Arlington Nunn	A	Wake Forest	26
	Interception	Dexter Davis	H	North Carolina	30
	Interception	Arlington Nunn	N	Illinois	34

Year	Type	Player	Site	Opponent	Yards
1972	Fumble	David Vandiver	A	Rice	0
	Interception	Clyde Power	A	Oklahoma	57
	Interception	Gary Faulkner	A	Georgia Tech	49
1973	Fumble	Mike Lacika	H	Virginia	0
1974	Fumble	Joel Porter	H	Georgia Tech	19
1975	Interception	Wyatt Washington	H	Tulane	76
1978	Kickoff	Larry Fallen	H	Virginia Tech	100
	Block Punt	Mike Carney	A	Maryland	0
1980	Punt	Scott Woerner	A	Georgia	67
	Interception	Dennis Tabron	H	Duke	87
	Block Punt	Earnest Butler	A	N.C. State	5
1982	Block Punt	Stan Dooley	A	Georgia	2
1983	Interception	James Jones	H	North Carolina	17
1984	Interception	Mark Franklin	A	N.C. State	81
1985	Punt	Brian Williams	A	Kentucky	57
1986	Block Punt	Mitch Dove	H	Virginia Tech	0
	Interception	Brad Edwards	H	South Carolina	61
1987	Kickoff	Jon Jeffries	A	Virginia Tech	92
	Punt	Nate Lewis	H	Georgia	76
	Interception	Brad Edwards	A	South Carolina	40
1988	Punt	Deion Sanders	H	Florida State	76
	Kickoff	Quinton McCracken	H	Duke	96
1989	Kickoff	Marcus Mickel	A	Virginia Tech	90
1990	Kickoff	Leroy Gallman	H	Duke	78

Note: Chart starts with games of 1951.

By Opponents

Year	Type	Player	Site	Opponent	Yards
1951	Interception	Harry Jabbusch	A	South Carolina	13
	Punt	Chuck Prezioso	A	South Carolina	74
1952	Interception	Howard Chapman	A	Florida	0
1953	Interception	Joe Counts	H	Presbyterian	34
	Punt	Dick Nolan	H	Maryland	90
	Punt	Dick Zotti	A	Boston College	70
1957	Kickoff	Dick Christy	H	N.C. State	97
1959	Interception	Bobby Robinson	H	Wake Forest	69
1960	Interception	John Janus	A	Boston College	60
1961	Fumble	Jim Costen	A	South Carolina	27
1962	Interception	Ernie Arizzi	A	Maryland	68
1963	Interception	Ernie Arizzi	H	Maryland	83
1964	Interception	Barry Wilson	A	Georgia	16
	Interception	Ron Nalewak	A	Maryland	20
1965	Block Punt	Larry Kohn	A	Georgia	38
1966	Punt	Mike Battle	A	Southern Cal	74
1967	Punt	Jimmy Carter	A	Auburn	61
1968	Interception	Buddy McClinton	H	Auburn	53
	Punt	Tyler Hellams	H	South Carolina	73
1970	Interception	Bill Brafford	H	North Carolina	31
1971	Kickoff	Doug Kotar	H	Kentucky	98
	Interception	Don Golden	H	Georgia	71
	Fumble	Glenn Flynn	A	Auburn	17
	Block Punt	Bill Brafford	A	North Carolina	37



Defensive end Walt Laraway scored a pair of touchdowns on returns against the Citadel in 1954, the only Tiger to record two TDs via returns in the same game in Clemson history.


ACC Champions and Award Winners

ACC FOOTBALL ON THE MOVE

The ACC has had at least one team win at least 10 games each of the last four years. The ACC did not have any team in double figures in wins between 1982 and 1985.

ACC History

Year	Champion	Bowl	AP-UPI	ACC	Overall	Head Coach	Coach of the Year	Player of the Year	Rookie of the Year
1953	Maryland	Orange	1-1	4-0-0	10-1-0	Jim Tatum	Jim Tatum (MD)	Bernie Faloney (MD)	
	Duke		18-18	4-0-0	7-2-1	Bill Murray			
1954	Duke	Orange	14-14	4-0-0	8-2-1	Bill Murray	Bill Murray (Duke)	Jerry Barger (Duke)	
1955	Maryland	Orange	3-3	4-0-0	10-1-0	Jim Tatum	Jim Tatum (MD)	Bob Pellegrini (MD)	
	Duke		NR-16	4-0-0	7-2-1	Bill Murray			
1956	Clemson	Orange	19-NR	4-0-1	7-2-2	Frank Howard	Paul Amen (WF)	Bill Barnes (WF)	
1957	N.C. State		15-20	5-0-1	7-1-2	Earle Edwards	Earle Edwards (NCS)	Dick Christie (NCS)	
1958	Clemson	Sugar	12-13	5-1-0	8-3-0	Frank Howard	Frank Howard (Clem)	Alex Hawkins (SC)	
1959	Clemson	Bluebonnet	11-NR	6-1-0	9-2-0	Frank Howard	Paul Amen (WF)	Mike McGee (Duke)	
1960	Duke	Cotton	10-11	5-1-0	8-3-0	Bill Murray	Bill Murray (Duke)	Roman Gabriel (NCS)	
1961	Duke		20-14	5-1-0	7-3-0	Bill Murray	Bill Elias (VA)	Roman Gabriel (NCS)	
1962	Duke		NR-14	6-0-0	8-2-0	Bill Murray	Bill Murray (Duke)	Billy Gambrell (SC)	
1963	North Carolina	Gator	NR-19	6-1-0	9-2-0	Jim Hickey	Jim Hickey (UNC)	Jay Wilkinson (Duke)	
	N.C. State	Liberty	NR-NR	6-1-0	8-3-0	Earle Edwards	Earle Edwards (NCS)		
1964	N.C. State		NR-NR	5-2-0	5-5-0	Earle Edwards	Bill Tate (WF)	Brian Piccolo (WF)	
1965	Clemson		NR-NR	5-2-0	5-5-0	Frank Howard	Earle Edwards (NCS)	Danny Talbott (UNC)	
	N.C. State		NR-NR	5-2-0	6-4-0	Earle Edwards			
1966	Clemson		NR-NR	6-1-0	6-4-0	Frank Howard	Frank Howard (CU)	Bob Davis (VA)	
1967	Clemson		NR-NR	6-0-0	6-4-0	Frank Howard	Earle Edwards (NCS)	Buddy Gore (CU)	
1968	N.C. State		NR-NR	6-1-0	6-4-0	Earle Edwards	George Blackburn (VA)	Frank Quayle (VA)	
1969	South Carolina	Peach	NR-NR	6-0-0	7-4-0	Paul Dietzel	Paul Dietzel (SC)	Don McCauley (UNC)	
1970	Wake Forest		NR-NR	5-1-0	6-5-0	Cal Stoll	Cal Stoll (WF)	Don McCauley (UNC)	
1971	North Carolina	Gator	NR-18	6-0-0	9-3-0	Bill Dooley	Bill Dooley (UNC)	Ernie Jackson (Duke)	
1972	North Carolina	Sun	12-14	6-0-0	11-1-0	Bill Dooley	Lou Holtz (NCS)	Steve Jones (Duke)	
1973	N.C. State	Liberty	16-NR	6-0-0	9-3-0	Lou Holtz	Jerry Claiborne (MD)	Willie Burden (NCS)	
1974	Maryland	Liberty	13-13	6-0-0	8-4-0	Jerry Claiborne	Red Parker (CU)	Randy White (MD)	
1975	Maryland	Gator	13-11	5-0-0	9-2-1	Jerry Claiborne	Jerry Claiborne (MD)	Mike Voight (UNC)	Ted Brown (NCS)
1976	Maryland	Cotton	8-11	5-0-0	11-1-0	Jerry Claiborne	Jerry Claiborne (MD)	Mike Voight (UNC)	James McDougald (WF)
1977	North Carolina	Peach	17-14	5-0-1	8-3-1	Bill Dooley	Charley Pell (CU)	Steve Fuller (CU)	Amos Lawrence (UNC)
1978	Clemson	Gator	6-7	6-0-0	11-1-0	Charley Pell	Charley Pell (CU)	Steve Fuller (CU)	Darrell Nicholson (UNC)
1979	N.C. State		NR-NR	5-1-0	7-4-0	Bo Rein	John Mackovic (WF)	Jay Venuto (WF)	Chuck McSwain (CU)
1980	North Carolina	Bluebonnet	10-9	6-0-0	11-1-0	Dick Crum	Dick Crum (UNC)	Lawrence Taylor (NC)	Ben Bennett (Duke)
1981	Clemson	Orange	1-1	6-0-0	12-0-0	Danny Ford	Danny Ford (CU)	Jeff Davis (CU)	Joe McIntosh (NCS)
1982	Clemson		8-NR	6-0-0	9-1-1	Danny Ford	Bobby Ross (MD)	Chris Castor (Duke)	Michael Ramseur (WF)
1983	Maryland	Citrus	NR-NR	6-0-0	8-4-0	Bobby Ross	George Welsh (VA)	Ben Bennett (Duke)	Cory Collier (GT)
1984	Maryland	Sun	12-11	5-0-0	9-3-0	Bobby Ross	George Welsh (VA)	William Perry (CU)	John Ford (VA)
1985	Maryland	Cherry	18-19	6-0-0	9-3-0	Bobby Ross	Bill Curry (GT)	Barry Word (VA)	Jerry Mays (GT)
1986	Clemson	Gator	17-19	5-1-1	8-2-2	Danny Ford	Dick Sheridan (NCS)	Erik Kramer (NCS)	Ray Agnew (NCS)
1987	Clemson	Citrus	12-10	6-1-0	10-2-0	Danny Ford	Bill Dooley (WF)	Michael Perry (CU)	Terry Allen (CU)
1988	Clemson	Citrus	9-8	6-1-0	10-2-0	Danny Ford	Steve Spurrier (Duke)	Anthony Dilweg (Duke)	Jesse Campbell (NCS)
1989	Virginia	Citrus	18-15	6-1-0	10-3-0	George Welsh	Steve Spurrier (Duke)	Clarkston Hines (Duke)	Shawn Jones (GT)
	Duke	All-American	27-NR	6-1-0	8-4-0	Steve Spurrier			
1990	Georgia Tech	Citrus	2-1	6-0-1	11-0-1	Bobby Ross	Bobby Ross (GT)	Shawn Moore (VA)	Ronald Williams (CU)



Clemson has had three ACC Rookie of the Year selections. All three have been tailbacks, Chuck McSwain in 1979, Terry Allen in 1987 and Ronald Williams in 1990.

Clemson's ACC Stat Championships

ACC Leaders

CLEMSON'S INDIVIDUAL STATISTICAL CONFERENCE CHAMPIONS

TOTAL OFFENSE

Year	Player	Plays	Yds	Yds/P	Yds/G
1957	Harvey White	164	1038	6.4	103.8
1977	Steve Fuller	347	1900	5.5	172.7
1978	Steve Fuller	303	2003	6.6	182.1

RUSHING

Year	Player	Att	Yds	Avg	Yds/G
1955	Joel Wells	135	782	5.8	78.2
1965	Hugh Mauldin	194	664	3.4	66.4
1966	Buddy Gore	186	750	4.0	75.0
1967	Buddy Gore	230	1045	4.5	104.5
1987	Terry Allen	172	868	5.0	86.8

PUNTING

Year	Player	No	Avg
1954	Joe Pagliei	26	37.8
1955	Joe Pagliei	20	39.1
1961	Eddie Wernitz	56	40.2
1962	Eddie Wernitz	41	40.7
1969	Jack Anderson	21	40.1
1970	Jack Anderson	35	41.0
1979	David Sims	72	44.4
1981	Dale Hatcher	40	43.1
1989	Chris Gardocki	44	42.7
1990	Chris Gardocki	58	44.4

INTERCEPTIONS

Year	Player	No	Yds	TD
1964	Jimmy Bell	5	5	0
1974	Dennis Smith	5	67	0
1977	*Steve Ryan	5	67	0
1989	Robert O'Neal	7	96	0

SCORING

Year	Player	TD	PAT	FG	TP
1959	Bill Mathis	11	4	0	70
1960	Bill McGuirt	9	0	0	54
1969	Ray Yaeger	11	2	0	68
1978	Lester Brown	17	0	0	102
1983	Bob Paulling	0	36	18	90
1985	Kenny Flowers	13	0	0	78
1986	Terrence Flagler	13	0	0	78
1987	David Treadwell	0	28	18	82

KICK SCORING

Year	Player	XPTs	FGM	TP
1956	*Charlie Bussey	12-18	0	12
1960	Lon Armstrong	24-26	3	33
1963	Frank Pearce	21-22	4	33
1978	Obed Ariri	42-44	13	81
1980	Obed Ariri	18-18	23	87
1983	Bob Paulling	36-37	18	90
1984	Donald Igwebuike	41-41	16	89
1987	David Treadwell	28-29	18	82
1989	Chris Gardocki	38-38	20	98

RECEIVING

Year	Player	G	Rec	Yds	TD	Rec/G
1978	Jerry Butler	12	54	864	3	4.9
1980	Perry Tuttle	10	53	915	4	4.8

PASSING

Year	Player	Att	Comp	Int	Yds	TD	EFF
1957	Harvey White	95	46	3	841	11	154.63
1967	Jimmy Addison	174	82	10	924	5	89.87
1981	Homer Jordan	174	96	8	1496	8	133.4
1983	Mike Eppley	166	99	9	1410	13	146.0

PUNT RETURNS

Year	Player	No	Yds	Avg
1958	Bobby Morgan	9	143	15.9
1959	George Usry	16	175	10.8

1963	Hugh Mauldin	17	193	11.4
1970	Don Kelley	24	389	16.2
1978	Willie Jordan	20	277	13.8
1987	Donnell Woolford	21	326	15.5

KICKOFF RETURNS

Year	Player	No	Yds	Avg	TD
1969	John Shields	25	539	21.6	0
1986	Terrance Roulhac	17	561	33.0	0

CLEMSON TEAM ACC STAT CHAMPIONSHIPS

TOTAL OFFENSE

Year	GP	Plays	Yds	Y/P	Yds/G
1955	10	600	3057	5.10	305.7
1957	10	646	3277	5.07	327.7
1960	10	724	3060	4.23	306.0
1961	10	708	3075	4.34	307.5
1967	10	711	3121	4.39	312.1
1978	11	866	4804	5.55	436.7

RUSHING OFFENSE

Year	GP	Att	Yds	Y/P	Yds/G
1955	10	485	2200	4.56	220.0
1958	10	604	2258	3.74	225.8
1961	10	499	1783	3.57	178.3
1962	10	545	2054	3.77	205.4
1963	10	565	1959	3.47	195.9
1978	11	681	3262	4.79	296.5
1979	11	674	2622	3.89	238.4
1986	11	648	3007	4.64	273.4
1987	11	607	2687	4.43	244.3
1988	11	625	3054	4.89	277.6
1989	11	617	2584	4.19	234.9

SCORING OFFENSE

Year	GP	TD	FG	PAT	Pts	Pts/G
1957	10	33	0	18	216	21.6
1959	10	39	1	18	262	26.2
1960	10	30	1	12	197	19.7
1961	10	28	2	23	199	19.9
1978	11	45	13	42	351	31.9
1983	11	39	21	38	338	30.7
1988	11	40	17	36	329	29.9

PASSING OFFENSE

Year	GP	Com-Att	Yds	Pct	Yds/G
1957	10	57-129	1045	.442	104.5
1969	10	133-281	1755	.473	175.5
1975	11	111-208	1978	.534	163.5

TOTAL DEFENSE

Year	GP	Plays	Yds	Yds/P	Yds/G
1954	10	528	1761	3.34	176.1
1957	10	592	2159	3.65	215.9
1959	10	561	1971	3.51	197.1
1960	10	573	2121	3.70	212.1
1963	10	544	1847	3.40	184.7
1965	10	622	2515	4.04	251.5
1978	11	711	2796	3.93	254.2
1979	11	696	2612	3.75	237.5
1981	11	753	2767	3.67	251.5
1986	11	747	3405	4.56	309.5
1987	11	704	2640	3.75	240.0
1989	11	690	2947	4.27	267.9
1990	11	678	2386	3.52	216.9

RUSHING DEFENSE

Year	GP	Plays	Yds	Yds/P	Yds/G
1954	10	388	969	2.50	96.9
1959	10	391	1085	2.77	108.5
1960	10	389	1121	2.88	112.1
1961	10	399	1275	3.20	127.5
1962	10	395	1213	3.07	121.3
1963	10	344	931	2.71	93.1

BALANCED RUSHING

While Clemson has been the dominant rushing team in the ACC over the last decade, Clemson has had the individual rushing champion just once in the last 23 years. (Terry Allen, 1987)



Clemson has led the ACC in total defense four of the last five years.

1979	11	450	1292	2.87	117.5
1986	11	365	1139	3.12	103.5
1987	11	388	880	2.27	80.0
1989	11	336	1041	3.10	94.6
1990	11	369	789	2.14	71.7

SCORING DEFENSE

Year	GP	TD	FG	PAT	Pts	Pts/G
1959	10	13	3	9	96	9.6
1968	10	13	3	10	179	17.9
1978	11	14	7	9	116	10.5
1979	11	8	12	8	92	8.4
1981	11	9	8	8	90	8.2
1986	11	19	11	19	166	15.1
1987	11	20	10	16	166	15.1
1989	11	15	9	14	131	11.9
1990	11	11	11	10	109	9.9

PASSING DEFENSE

Year	GP	Com-Att	Yds	Pct	Yds/G
1957	10	49-129	597	.380	59.7
1978	11	96-209	1103	.459	110.3

PASS COMPLETION % DEFENSE

Year	GP	Com-Att	Yds	Int	Pct
1981	11	158-332	1791	23	.476
1984	11	146-303	1932	16	.482
1986	11	184-382	2266	16	.482
1987	11	153-316	1760	19	.484
1989	11	174-354	1907	20	.491
1990	11	149-309	1597	14	.482

NET PUNTING

Year	GP	No	Avg	Ret-Yds	Net
1979	11	72	44.4	40-246	41.0
1984	11	56	44.0	16-72	42.7
1989	11	42	42.4	16-171	38.7

KICKOFF RETURNS

Year	GP	No	Yds	TD	Avg
1986	11	35	915	0	26.1
1989	11	25	559	0	22.4

PUNT RETURNS

Year	GP	No	Yds	TD	Avg
1987	11	49	668	2	13.6
1989	11	32	325	0	10.2

TURNOVER RATIO

Year	Gain	Lost	Net	Net/G
1978	38	21	+17	+1.60
1981	41	24	+17	+1.54
1982	35	24	+11	+1.00
1983	37	25	+12	+1.09
1988	32	12	+20	+1.82
1989	34	14	+20	+1.82

*-Tied for championship

Fourth Quarter Wins

Clemson History


Clemson's 4th Quarter Wins

Here is a list of games since 1948 in which Clemson has scored the last points of the game in the fourth quarter to erase a deficit or tie and win or tie a game.

Year	Opponent	Site	Final Score	Decisive Play	Time Left
1948	Wake Forest	A	21-14	Fred Cone 1 run	11:56
	Auburn	A	7-6	Ray Mathews 1 run	6:35
	South Carolina	A	13-7	Oscar Thompson recovered a blocked punt (11 yard return)	4:15
1949	Auburn	N	20-20		
1950	South Carolina	A	14-14	Fred Cone TD	
	Miami	A	15-14	Sterling Smith tackled Frank Smith for a safety	6:00
1954	Florida	A	14-7	Don King 1 run	14:54
1955	Virginia Tech	A	21-16	Charlie Bussey-Joel Wells 60 pass	4:06
	Wake Forest	A	19-13	Billy O'Dell 1 run	2:20
1956	N.C. State	A	13-7	Charlie Horne 10 run	5:26
	Florida	A	20-20	Bob Spooner 1 run	0:32
1957	Wake Forest	H	13-6	Harvey White-Doug Cline 22 pass	1:36
1958	Vanderbilt	A	12-7	Harvey White 3 run	0:03
	N.C. State	A	13-6	George Usry 1 run	12:16
	Virginia	H	20-15	Lowndes Shingler 1 run	14:00
	North Carolina	H	26-21	Doug Cline 2 run	2:52
1959	Wake Forest	H	33-31	George Usry 1 run	4:24
1960	Virginia Tech	H	13-6	Lowndes Shingler 4 run	4:08
1962	South Carolina	H	20-17	Rodney Rogers 24 FG	1:24
	Maryland	A	17-14	Rodney Rogers 23 FG	1:31
	N.C. State	A	7-0	Pat Crain 1 run	4:43
1963	North Carolina	A	11-7	Jim Parker 1 run	7:54
1965	Virginia	A	20-14	Thomas Ray-Wayne Bell 16 pass	2:06


WHITE KNUCKLERS

Clemson has won 48 games over the last five years and 10 of them were fourth quarter come-from-behind victories. The Tigers had two games last year in which they trailed or were tied in the 4th period, then came back to win the game.



Jerry Butler had 139 receptions in his career, but his most memorable stab took place at South Carolina in 1977.

1966	Duke	H	9-6	Jimmy Addison-Phil Rogers 25 pass	2:32
	Wake Forest	A	23-21	Wilson Childers and James Tompkins tackle Wake Forest's Erickson for a safety	0:25
1967	Duke	A	13-7	Buddy Gore 9 run	
1968	N.C. State	A	24-19	Ray Yauger 7 run	0:53
1971	Wake Forest	H	10-9	Eddie Seigler 29 FG	0:37
1973	Virginia	H	32-27	Ken Pengitore-Jim Lanzendoen 28 pass	6:44
1974	Georgia Tech	H	21-14	Mike O'Cain-Bennie Cunningham 3 pass	8:26
	Georgia	H	28-24	Mike O'Cain 1 run	8:44
1975	Wake Forest	H	16-14	Willie Jordan 34 FG	0:05
1976	The Citadel	H	10-7	Ciro Piccirilli 23 FG	0:54
	Florida State	A	15-12	Steve Fuller 1 run	6:36
1977	N.C. State	H	7-3	Steve Fuller-Jerry Butler 19 pass	12:46
	South Carolina	A	31-27	Steve Fuller-Jerry Butler 20 pass	0:49
1978	North Carolina	H	13-9	Lester Brown 1 run	9:48
1980	Virginia	A	27-24	Obed Ariri 52 FG	0:06
1982	Boston College	H	17-17	Donald Igwebuike 43 FG	5:40
1983	Wake Forest	H	24-17	Stacey Driver 2 run	4:13
1985	Virginia Tech	A	20-17	David Treadwell 36 FG	0:00
	Virginia	H	27-24	Kenny Flowers 12 run	13:45
1986	Georgia	A	31-28	David Treadwell 46 FG	0:00
	Maryland	A	17-17	David Treadwell 21 FG	0:10
	South Carolina	H	21-21	David Treadwell 31 FG	2:50
1987	Georgia	H	21-20	David Treadwell 21 FG	0:02
	Duke	H	17-10	Tracy Johnson 4 run	6:46
	North Carolina	A	13-10	David Treadwell 30 FG	0:32
1988	Virginia	A	10-7	Rodney Williams-Chip Davis 14 pass	1:52
	Oklahoma	N	13-6	Terry Allen 4 run	10:28
1990	Maryland	A	18-17	Cameron-Harris 11 pass	7:59
	N.C. State	A	24-17	Howard Hall 1 run	3:12



Jim Lanzendoen's fourth-quarter reception beat Virginia in 1973.

Records by Class

Clemson Records

MOST YARDS RUSHING

As A Freshman

Terry Allen—973 (1987)	Ken Callicutt—505 (1973)
Ronald Williams—941 (1990)	Buck George—453 (1951)
Kenny Flowers—557 (1983)	Chuck McSwain—443 (1979)

As A Sophomore

Terry Allen—1192 (1988)	Ray Yaeger—760 (1968)
Ken Callicutt—809 (1974)	Buddy Gore—750 (1966)
Wesley McFadden—781 (1987)	Warren Ratchford—676 (1976)
Stacey Driver—774 (1983)	Ray Mathews—646 (1948)

As A Junior

Kenny Flowers—1,200 (1985)	Joel Wells—782 (1955)
Buddy Gore—1,045 (1967)	Ray Mathews—728 (1949)
Lester Brown—1,002 (1978)	Billy Hair—698 (1951)
Ray Yaeger—968 (1969)	Fred Cone—692 (1949)
Cliff Austin—824 (1981)	Chuck McSwain—692 (1982)

As A Senior

Terrence Flagler—1,258 (1986)	Joe Henderson—848 (1989)
Cliff Austin—1,064 (1982)	Fred Cone—845 (1950)
Kevin Mack—862 (1983)	Stacey Driver—831 (1985)

MOST YARDS PASSING

As A Freshman

Rodney Williams—772 (1985)	Steve Fuller—354 (1975)
Willie Jordan—728 (1975)	

As A Sophomore

Tommy Kendrick—1,446 (1969)	Harvey White—841 (1957)
Homer Jordan—1,311 (1980)	Steve Fuller—835 (1976)
Rodney Williams—1,245 (1986)	Jim Parker—736 (1961)

As A Junior

Steve Fuller—1,655 (1977)	Mike Eppley—1,410 (1983)
Homer Jordan—1,630 (1981)	Tommy Kendrick—1,407 (1970)
Jimmy Addison—1,491 (1966)	DeChane Cameron—1,185 (1990)
Rodney Williams—1,486 (1987)	Billy Hair—1,004 (1951)

As A Senior

Steve Fuller—1,515 (1978)	Bill Lott—1,184 (1979)
Mike Eppley—1,494 (1984)	Rodney Williams—1,144 (1988)
Ken Pengitore—1,370 (1973)	Chris Morocco—1,131 (1989)

MOST TOTAL OFFENSE

As A Freshman

Terry Allen—973 (1987)	Don King—688 (1952)
Willie Jordan—951 (1975)	Kenny Flowers—557 (1983)
Rodney Williams—899 (1985)	Ken Callicutt—505 (1973)

As A Sophomore

Homer Jordan—1,683 (1980)	Billy Hair—1,217 (1950)
Rodney Williams—1,597 (1986)	Terry Allen—1,192 (1988)
Steve Fuller—1,338 (1976)	Harvey White—1,038 (1957)
Tommy Kendrick—1,335 (1969)	Jim Parker—975 (1961)

As A Junior

Homer Jordan—2,116 (1981)	Billy Hair—1,702 (1951)
Steve Fuller—2,092 (1977)	Rodney Williams—1,571 (1987)

As A Senior

Steve Fuller—2,164 (1978)	Billy Lott—1,569 (1969)
Ken Pengitore—1,941 (1973)	Rodney Williams—1,443 (1988)
Mike Eppley—1,769 (1984)	Chris Morocco—1426 (1989)

MOST RECEPTIONS

As A Freshman

Terry Smith—34 (1990)	Terrance Roulhac—15 (1983)
Ray Williams—19 (1983)	

FRESHMAN FLASH

Ronald Williams set a Clemson record for rushing yardage by a first-year freshman last year when he ran for 941 in 11 games. It was the second highest figure for any Clemson freshman, red-shirt or first-year.

As A Sophomore

Perry Tuttle—36 (1979)	Jerry Butler—33 (1976)
Phil Rogers—36 (1965)	Terrance Roulhac—26 (1984)
Gary Cooper—34 (1987)	Glenn Smith—25 (1949)

As A Junior

Perry Tuttle—53 (1980)	Phil Rogers—42 (1966)
Jerry Butler—47 (1977)	John McMakin—40 (1970)

As A Senior

Jerry Butler—58 (1978)	Glenn Smith—39 (1951)
Perry Tuttle—52 (1981)	Rodney Fletcher—35 (1989)
Charlie Waters—44 (1969)	Keith Jennings—30 (1988)

MOST YARDS RECEIVING

As A Freshman

Terry Smith—480 (1990)	Terrance Roulhac—214 (1983)
Ray Williams—342 (1983)	

As A Sophomore

Gary Cooper—618 (1987)	Jerry Butler—484 (1976)
Perry Tuttle—544 (1979)	Phil Rogers—466 (1965)
Terrance Roulhac—512 (1984)	

As A Junior

Perry Tuttle—915 (1980)	Terrance Roulhac—533 (1985)
Jerry Butler—824 (1977)	John McMakin—532 (1970)
Phil Rogers—574 (1966)	Glenn Smith—498 (1950)

As A Senior

Jerry Butler—908 (1978)	Glenn Smith—632 (1951)
Perry Tuttle—883 (1981)	Rodney Fletcher—556 (1989)
Charlie Waters—738 (1969)	Don Kelley—505 (1971)

LEADING SCORERS

As A Freshman

Chris Gardocki—58 (1988)	Kenny Flowers—48 (1983)
Obed Ariri—53 (1977)	Terry Allen—48 (1987)
Ronald Williams—50 (1990)	

As A Sophomore

Chris Gardocki—107 (1989)	David Treadwell—76 (1985)
Obed Ariri—86 (1978)	Terry Allen—60 (1988)
Ray Mathews—78 (1948)	Bill McGuirt—54 (1960)

As A Junior

Lester Brown—102 (1978)	Ray Yaeger—68 (1969)
Chris Gardocki—96 (1990)	Bob Paulling—68 (1982)
Kenny Flowers—78 (1985)	Maxcey Welch—64 (1930)
David Treadwell—70 (1986)	Obed Ariri—62 (1979)

As A Senior

Fred Cone—92 (1950)	David Treadwell—87 (1987)
Bob Paulling—90 (1983)	Cliff Austin—84 (1982)
Donald Igwebuikwe—89 (1985)	Terrence Flagler—78 (1986)
Obed Ariri—87 (1980)	Charlie Timmons—77 (1941)

TOUCHDOWN RESPONSIBILITY

As A Freshman

Kenny Flowers—8 (1983)	Willie Jordan—7 (1975)
Terry Allen—8 (1987)	

As A Sophomore

Ray Mathews—15 (1948)	Harvey White—12 (1957)
Billy Hair—13 (1950)	Steve Fuller—11 (1976)

As A Junior

Bobby Gage—17 (1948)	Mike Eppley—17 (1983)
Lester Brown—17 (1978)	Homer Jordan—15 (1981)

As A Senior

Mark Fellers—19 (1974)	Mike Eppley—15 (1985)
Steve Fuller—17 (1978)	Ken Pengitore—14 (1973)
Fred Cone—15 (1950)	Cliff Austin—14 (1982)

Bowl Records

BOWL BONANZA

Clemson has won five straight bowl games, only Florida State, the ACC's newest member, can also make that claim. The Tigers established 11 school bowl records in their 30-0 win over Illinois last year.

Bowl History

CLEMSON TEAM BESTS

FIRST DOWNS

Most: 25 vs. Penn State, 1988 Citrus
Fewest: 11 vs. Boston College, 1940 Cotton

TOTAL OFFENSE

Most: 499 vs. Penn State, 1988 Citrus
Fewest: 191 yards vs. Louisiana State, 1959 Sugar

TOTAL PLAYS

Most: 85 vs. Baylor, 1979 Peach
Fewest: 51 vs. Boston College, 1940 Cotton

YARDS PER PLAY

Most: 6.4 vs. Penn State, 1988 Citrus
Fewest: 2.81 vs. Louisiana State, 1959 Sugar

RUSHING ATTEMPTS

Most: 64 vs. Louisiana State, 1959 Sugar
Fewest: 36 vs. Pittsburgh, 1977 Gator

RUSHING YARDS

Most: 285 vs. Penn State, 1988 Citrus
Fewest: 67 vs. Baylor, 1979 Peach

YARDS PER RUSH

Most: 5.28 vs. Penn State, 1988 Citrus
Fewest: 1.31 vs. Baylor, 1979 Peach

PASS ATTEMPTS

Most: 34 vs. Baylor, 1979 Peach
Fewest: 4 vs. Boston College, 1940 Cotton; 4 vs. Louisiana State, 1959 Sugar

PASS COMPLETIONS

Most: 17 vs. Baylor, 1979 Peach
Fewest: 2 vs. Boston College, 1940 Cotton; 2 vs. Louisiana State, 1959 Sugar

PASSING YARDS

Most: 214 vs. Penn State, 1988 Citrus
Fewest: 23 vs. Louisiana State, 1959 Sugar
Most Interceptions: 4 vs. Colorado, 1957 Orange; 4 vs. Texas Christian, 1959 Bluebonnet
Highest Completion Percentage: 69.6 (16-23) vs. Illinois, 1991 Hall of Fame Bowl
Lowest Completion Percentage: 30.0 vs. Miami, 1952 Gator

PUNTS

Most: 11 vs. Boston College, 1940 Cotton
Fewest: 1 vs. Missouri, 1949 Gator

PUNTING AVERAGE

Highest: 46.0 (4-184) vs. West Virginia, 1989 Gator
Lowest: 29.7 vs. Louisiana State, 1959 Sugar

FUMBLES

Most: 5 vs. Boston College, 1940 Cotton; 5 vs. Ohio State, 1978 Gator; 5 vs. Minnesota, 1985 Independence
Fewest: 0 vs. Colorado, 1957 Orange

FUMBLES LOST

Most: 3 vs. Minnesota, 1985 Independence
Fewest: 0 vs. many teams

PENALTIES

Most: 10 vs. Illinois, 1991 Hall of Fame
Fewest: 0 vs. Miami, 1952 Gator

YARDS PENALIZED

Most: 80 vs. Boston College, 1940 Cotton
Fewest: 0 vs. Miami, 1952 Gator

TURNOVERS

Most: 5 vs. Miami, 1952 Gator
Fewest: 0 vs. Penn State, 1988 Citrus; vs. Illinois, 1991 Hall of Fame

PUNT RETURNS

Most: 6 vs. four teams
Fewest: 0 vs. Missouri, 1949 Gator

PUNT RETURN YARDAGE

Most: 73 vs. Miami, 1952 Gator
Fewest: Minus 8 vs. Ohio State, 1978 Gator

KICKOFF RETURNS

Most: 6 vs. Baylor, 1979 Peach
Fewest: 0 vs. Boston College, 1940 Cotton

KICKOFF RETURN YARDAGE

Most: 125 vs. Miami, 1952 Gator
Fewest: 0 vs. Boston College, 1940 Cotton

INTERCEPTION RETURN YARDAGE

46 vs. Penn State, 1988 Citrus

CLEMSON INDIVIDUAL BESTS

MOST RUSHING ATTEMPTS

31 by Fred Cone vs. Miami, 1951 Orange

MOST YARDS RUSHING

148 by Kenny Flowers vs. Minnesota, 1985 Independence

MOST TOUCHDOWNS RUSHING

3 by Tracy Johnson vs. Penn State, 1988 Citrus

LONGEST RUSHING PLAY

58 yards, Joel Wells vs. Colorado, 1957 Orange

LONGEST SCORING RUSH

58 yards, Joel Wells vs. Colorado, 1957 Orange

MOST PASS ATTEMPTS

34 by Billy Lott vs. Baylor, 1979 Peach

MOST PASS COMPLETIONS

17 by Billy Lott vs. Baylor, 1979 Peach

MOST YARDS PASSING

214 by Rodney Williams vs. Penn State, 1988 Citrus

LONGEST PASS PLAY

68 yards, Harvey White to Gary Barnes vs. Texas Christian, 1959 Bluebonnet

LONGEST SCORING PASS

68 yards, Harvey White to Gary Barnes vs. Texas Christian, 1959 Bluebonnet

MOST TOUCHDOWNS PASSING

2 by DeChane Cameron vs. Illinois, 1991 Hall of Fame Bowl

MOST PASSES HAD INTERCEPTED

4 by Billy Hair vs. Miami, 1952 Gator; 4 by Steve Fuller vs. Pittsburgh, 1977 Gator

MOST PASS RECEPTIONS

8 by Perry Tuttle (108 yards) vs. Baylor, 1979 Peach

MOST YARDS RECEIVING

110 by Keith Jennings (7 receptions) vs. Penn State, 1988 Citrus

HIGHEST RECEIVING AVERAGE

22.0 by Rodney Fletcher (3-66) vs. West Virginia, 1989 Gator

MOST TOUCHDOWN PASSES CAUGHT

1 by seven players (Last time by Howard Hall vs. Illinois, 1991 Hall of Fame)

INTERCEPTIONS

2 by Don Wade, 1951 Orange

INTERCEPTION YARDAGE

46 by Dorian Mariable vs. Penn State, 1988 Citrus

LONGEST INTERCEPTION RETURN

46 by Dorian Mariable vs. Penn State, 1988 Citrus

MOST FIELD GOALS

3 by Donald Igwebuike vs. Nebraska, 1982 Orange; Chris Gardocki vs. Illinois, 1991 Hall of Fame Bowl

LONGEST FIELD GOAL

49 yards by Obed Ariri vs. Pittsburgh, 1977 Gator

MOST BOWLS WITH FIELD GOAL

3 by Obed Ariri, 1 vs. Pittsburgh, 1977 Gator, 1 vs. Ohio State, 1978 Gator, 1 vs. Baylor, 1979 Peach; 3 by Chris Gardocki, 2 vs. Oklahoma, 2 vs. West Virginia, 3 vs. Illinois

PUNTS

7 by David Sims, 1979 Peach
7 by Chris Gardocki, 1989 Citrus Bowl

PUNTING YARDAGE

310 (7 punts) by Chris Gardocki, 1989 Citrus

PUNTING AVERAGE

47.7 (143 on 3) by Charlie Bussey, 1957 Orange

LONGEST PUNT

67 by Banks McFadden, 1940 Cotton

PUNT RETURNS

6 by Billy Hair, 1952 Gator

PUNT RETURN YARDAGE

73 by Billy Hair, 1952 Gator

LONGEST PUNT RETURN

47 by Billy Davis, 1981 Orange

KICKOFF RETURNS

4 by Andy Headen, 1979 Peach; 4 by Terrance Roulhac, 1985 Independence

KICKOFF RETURN YARDAGE

90 by Terrance Roulhac, 1985 Independence

LONGEST KICKOFF RETURN

72 yards by Billy Hair, 1952 Gator

OPPONENT TEAM BESTS

FIRST DOWNS

Most: 30 by Pittsburgh, 1977 Gator

Fewest: 5 by Miami, 1952 Gator

TOTAL OFFENSE

Most: 566 yards by Pittsburgh, 1977 Gator

Fewest: 159 by Texas Christian, 1959 Bluebonnet

TOTAL PLAYS

Most: 88 by Pittsburgh, 1977 Gator

Fewest: 46 by Miami, 1951 Orange

YARDS PER PLAY

Most: 6.43 by Pittsburgh, 1977 Gator

Fewest: 2.84 by Texas Christian, 1959 Bluebonnet

RUSHING ATTEMPTS

Most: 55 by Minnesota, 1985 Independence

Fewest: 28 by Penn State, 1988 Citrus

RUSHING YARDS

Most: 279 by Colorado, 1957 Orange

Fewest: 59 by Illinois, 1991 Hall of Fame

YARDS PER RUSH

Most: 5.37 by Colorado, 1957 Orange

Fewest: 1.38 by Baylor, 1979 Peach

PASS ATTEMPTS

Most: 40 by Stanford, 1986 Gator

Fewest: 2 by Miami, 1952 Gator

PASS COMPLETIONS

Most: 23 by Pittsburgh, 1977 Gator

Fewest: 2 by Miami, 1952 Gator; 2 by Colorado, 1957 Orange

PASSING YARDS

Most: 387 by Pittsburgh, 1977 Gator

Fewest: 27 by Colorado, 1957 Orange

Most Interceptions: 4 by Miami, 1951 Orange; 4 by Pittsburgh, 1977 Gator

Highest Completion Percentage: 80.0 by Ohio State, 1978 Gator

Lowest Completion Percentage: 17.9 by Boston College, 1940 Cotton

PUNTS

Most: 10 by Boston College, 1940 Cotton

Fewest: 3 by Missouri, 1949 Gator, 3 by Pittsburgh, 1977 Gator

PUNTING AVERAGE

Highest: 51.0 by Penn State, 1988 Citrus

Lowest: 31.0 by Missouri, 1949 Gator

FUMBLES

Most: 8 by Colorado, 1957 Orange

Fewest: 0 by many

FUMBLES LOST

Most: 3 by Colorado, 1957 Orange; by West Virginia, 1989 Gator

Fewest: 0 by many

PENALTIES

Most: 10 by Pittsburgh, 1977 Gator

Fewest: 2-28 by Illinois, 1991 Hall of Fame

YARDS PENALIZED

Most: 91 by Pittsburgh, 1977 Gator

Fewest: 26 by Penn State, 1988 Citrus

TURNOVERS

Most: 4 by Miami, 1951 Orange; West Virginia, 1989 Gator; Illinois, 1991 Hall of Fame

Fewest: 0 by Miami, 1952 Gator

PUNT RETURNS

Most: 5 by Oklahoma, 1989 Citrus

Fewest: 0 by Missouri, 1949 Gator; 0 by Minnesota, 1985 Independence

PUNT RETURN YARDAGE

Most: 40 by Penn State, 1988 Citrus

Fewest: 0 by Missouri, 1949 Gator; 0 by Minnesota, 1985 Independence; 0 by West Virginia, 1989 Gator

KICKOFF RETURNS

Most: 6 by Missouri, 1949 Gator; by Penn State, 1988 Citrus; by West Virginia, 1989 Gator

Fewest: 1 by Miami, 1952 Gator; 1 by Louisiana State, 1959 Sugar; 1 by Pittsburgh, 1977 Gator

KICKOFF RETURN YARDAGE

Most: 127 by Penn State, 1988 Citrus

Fewest: 10 by Pittsburgh, 1977 Gator

OPPONENTS' INDIVIDUAL BESTS

MOST RUSHING ATTEMPTS

23 by John Bayuk of Colorado, 1957 Orange

MOST YARDS RUSHING

121 by John Bayuk of Colorado, 1957 Orange

MOST TOUCHDOWNS RUSHING

2 by Harold Entsminger of Missouri, 1949 Gator;

2 by John Bayuk of Colorado, 1957 Orange;

2 by Harry Mallios of Miami, 1952 Gator

LONGEST RUSHING PLAY

45 yards by Frank Smith of Miami, 1951 Orange

LONGEST SCORING RUSH

26 yards by Howard Cook of Colorado, 1957 Orange; 26 yards by Roger Craig of Nebraska, 1982 Orange

MOST PASS ATTEMPTS

40 by Greg Ennis of Stanford, 1986 Gator

MOST PASS COMPLETIONS

23 by Matt Cavanaugh of Pittsburgh, 1977 Gator

MOST YARDS PASSING

387 by Matt Cavanaugh of Pittsburgh, 1977 Gator

LONGEST PASS PLAY

78 yards, Bob Schneidenbach to Ed Lutes of Miami, 1951 Orange

LONGEST SCORING PASS

39 yards, Matt Cavanaugh to Elliott Walker of Pittsburgh, 1977 Gator; Matt Knizner to Michael Alexander of Penn State, 1988 Citrus

MOST TOUCHDOWNS PASSING

4 by Matt Cavanaugh of Pittsburgh, 1977 Gator

MOST PASS RECEPTIONS

10 by Gordon Jones of Pittsburgh, 1977 Gator

MOST YARDS RECEIVING

163 by Gordon Jones of Pittsburgh, 1977 Gator

HIGHEST RECEIVING AVERAGE

20.3 by Elliott Walker of Pittsburgh, 1977 Gator;

Michael Timpson of Penn State, 1988 Citrus

MOST TOUCHDOWN PASSES CAUGHT

3 by Elliott Walker of Pittsburgh, 1977 Gator

MOST FIELD GOALS

2 by Matt Schubert of Pittsburgh, 1977 Gator;

2 by Chip Lohmiller of Minnesota, 1985 Independence, R.D. Lasher of Oklahoma, 1989 Citrus

LONGEST FIELD GOAL

35 yards by R.D. Lasher of Oklahoma, 1989 Citrus

BOWL RECORDS BY QUARTERS

CUMULATIVE SCORE BY PERIODS

	1st	2nd	3rd	4th	Total
Clemson	51	98	64	81	— 294
Opponents	37	95	53	62	— 247

MOST POINTS, FIRST QUARTER

Clemson: 14 vs. Missouri, 1949 Gator

Opponent: 10 by Pittsburgh, 1977 Gator

MOST POINTS, SECOND QUARTER

Clemson: 20 vs. Stanford, 1986 Gator

Opponent: 20 by Colorado, 1957 Orange

MOST POINTS, THIRD QUARTER

Clemson: 14 vs. Colorado, 1957 Orange

Opponent: 14 by Miami, 1951 Orange

MOST POINTS, FOURTH QUARTER

Clemson: 20 vs. Texas Christian, 1959 Bluebonnet

Opponent: 14 by Stanford, 1986 Gator

MOST POINTS, FIRST QUARTER, BOTH TEAMS

14, Clemson and Missouri, 1949 Gator

MOST POINTS, SECOND QUARTER, BOTH TEAMS

20, Clemson and Colorado, 1957 Orange

MOST POINTS, THIRD QUARTER, BOTH TEAMS

20, Clemson and Miami, 1951 Orange

MOST POINTS, FOURTH QUARTER, BOTH TEAMS

20, Clemson and Texas Christian, 1959 Bluebonnet

MOST POINTS, FIRST HALF, BOTH TEAMS

28, Clemson and Missouri, 1949 Gator


MOST POINTS, SECOND HALF, BOTH TEAMS

28, Clemson and Colorado, 1957 Orange

1940 Cotton Bowl

Clemson 6, Boston College 3

Bowl History



Joe Blalock
All-American End, 1939



George Fritts
3-Time All-Southern

Jess Neely's last Clemson team won eight games in the regular season and had come within a blocked extra point of escaping the regular season without a loss. The 8-1 Tigers were rewarded with an invitation to play Boston College in the fourth Cotton Bowl, but Clemson first had to get permission from the Southern Conference, which they immediately granted. The 1939 season not only resulted in Clemson's first bowl appearance, but also the Tigers' first All-American, Banks McFadden.

On the last play of the first quarter, Bru Trexler punted to BC's Charlie O'Rourke, who fielded the punt on the Clemson 40 and returned it to the 13. Two running plays lost 10 yards, but on third down Frank Davis gained six. Alex Lukachik then kicked a 34-yard field goal to put the Eagles up 3-0.

Clemson's scoring drive began when McFadden returned an Eagle punt to the 33. Charlie Timmons rushed for 15 yards in two plays, and two plays after that, McFadden hit Wister Jackson with a 16-yard pass to the Eagle 20. Timmons ran the final 20 yards in three carries, but Bryant missed the extra point.

A 51-yard punt by McFadden started Boston College at its 20. The Eagles fumbled on first down and Clemson's George Fritts recovered at the 24. The Tigers could do nothing with the gift, however, as Joe Blalock fumbled after a short pass.

The game turned into a defensive struggle in the second half, although Boston College did penetrate deep into Clemson territory on two occasions. The Eagles took the opening kickoff to the Clemson 19, but a holding penalty and an incomplete pass ended the threat and BC was forced to punt.

Late in the game, the Eagles drove to the Clemson 11, but Bryant and McFadden broke up two passes and Clemson took over on downs.

McFadden effectively bottled up the Eagles other than those drives with his punting. His 45-yard average on nine kicks, including two boots for 51 and 55 yards in the second half, prevented Boston College from getting good field position, and the Clemson defense made the 6-3 score stand.

JANUARY 1, 1940 at DALLAS, TX

CLEMSON	0	6	0	0	—	6
BOSTON	0	3	0	0	—	3

BC—Lukachik 34 FG

CU—Timmons 2 run (Kick failed)

Att—20,000

McFADDEN'S FINAL GAME

Defense dominated Clemson's first bowl win ever as the two teams combined for just 20 first downs and 110 yards passing. Banks McFadden averaged 45 yards a punt on nine boots in his final game as a Tiger.

	CU	BC
First Downs	11	9
Rushes/Yards	47-204	37-102
Passing Yardage	35	75
Total Offense	239	177
Passes	2-4-1	4-23-1
Punts	11-44.0	10-42.0
Fumbles/Lost	5-3	3-2
Penalties/Yards	8-80	9-85

Individual Rushing (Att-Yds)

CU—Timmons (27-115), Bryant (14-56), McFadden (6-33)

BC—Ananis (11-43), O'Rourke (8-41)

Individual Passing (Comp-Att-Int-Yds-TD)

CU—McFadden (2-3-0-35-0), Blalock (0-1-1-0-0)

BC—Toczlowski (4-23-1-73-0)

Individual Receiving (Catches-Yds-TD)

CU—Blalock (1-19-0), Jackson (1-16-0)



Banks McFadden led Clemson to a 6-3 victory with his punting and pass defense. The Eagles were just 4-23 passing on the day.

1949 Gator Bowl

Clemson 24, Missouri 23

Bowl History

Clemson opened the 1948 season with a 53-0 shutout of Presbyterian in the Tigers' first-ever night home game and they closed the regular season with a 20-0 blanking of The Citadel in the first game played at the Bulldogs' Johnson Hagood Stadium. In between, the Tigers shut out three more opponents and beat five others on the way to a 10-0 record, a ninth-place ranking in the polls, and an invitation to play Missouri in the fourth Gator Bowl.

Clemson kicked off, but three plays later Missouri fumbled and Clemson's Bob Martin recovered at the 19. A pass interference call gave the Tigers the ball at the one, and Fred Cone scored from there. Jack Miller added the point after and Clemson led 7-0.


Ray Mathews recovered a Missouri fumble later in the quarter to give Clemson the ball at its 35. Mathews took the next play for 26 yards and five plays later Bobby Gage passed to Martin for 19 more. Cone scored for the second time from the one, and Miller's conversion gave the Southern Conference champs a 14-0 lead.

After a kickoff, Missouri launched an 80-yard drive to score its first touchdown. Harold Entsminger capped the 13-play march with a quarterback sneak from the two. Robertson Dawson added the seventh point.

Gage was intercepted on the next Clemson drive and Wilbur Volz returned the theft to the Missouri 46. Missouri kept the ball on the ground and Entsminger carried over from the one for the score. Dawson added his second point after and the game was tied at 14.

Clemson took the second-half kickoff and used up six minutes of clock on the way to its third touchdown. Gage ran and passed for 19 yards on two separate plays and the Tigers scored on a flea-flicker pass from Cone to Gage to John Poulos in the end zone. Miller completed the 80-yard drive with his third PAT.


A Missouri punt rolled dead at the Clemson one, and after an incomplete pass, Gage threw a pass that hit the ground in the end zone and was ruled a safety. Clemson's lead was then cut to 21-16.



Fred Cone scored two first quarter TDs and averaged five yards per rush.

PERFECT SEASON

Clemson concluded its first perfect season under Frank Howard in a battle between two balanced offenses. Fred Cone and Ray Mathews combined for 155 yards and two TDs in a game in which both teams gained exactly 298 yards total offense.



Jack Miller won the 1949 Gator Bowl with this 32-yard field goal, his only field goal of the 1948 season.

Clemson then launched a 11-play surge to the Missouri 12. With fourth-and-10, Miller kicked a 32-yard field goal that would prove to be the winning points.

Dave Ashley returned the kickoff to the Missouri 40, and seven plays later, halfback Richard Braznell passed to Kenneth Bounds for a 20-yard touchdown. Dawson added the point to bring Missouri within one point with five minutes left. Clemson took the kickoff and ran out the clock to preserve the win.

JANUARY 1, 1949 AT JACKSONVILLE, FL

CLEMSON	14	0	7	3	—	24
MISSOURI	0	14	2	7	—	23

CU—Cone 1 run (Miller kick)
 CU—Cone 1 run (Miller kick)
 UM—Entsminger 2 run (Dawson kick)
 UM—Entsminger 1 run (Dawson kick)
 CU—Poulos 9 pass from Gage (Miller kick)
 UM—Safety, Gage pass grounded in end zone
 CU—Miller 32 FG
 UM—Bounds 20 pass from Braznell (Dawson kick)
 Att—35,273 (New Gator Bowl attendance record)

	CU	UM
First Downs	19	16
Rushes/Yards	42-186	52-225
Passing Yardage	112	73
Total Offense	298	298
Passes	10-23-1	4-8-0
Punts	1-35.0	3-31.0
Fumbles/Lost	1-0	3-2
Penalties/Yards	2-10	4-42

Individual Rushing (Att-Yds)

CU—Mathews (11-73), Cone (14-72), Gage (15-25)
 UM—Entsminger (17-77), Carras (12-73), Braznell (15-37)

Individual Passing (Comp-Att-Int-Yds-TD)

CU—Gage (10-23-1-112-1)
 UM—Braznell (2-2-0-57-1), Entsminger (2-6-0-16-0)

Individual Receiving (Catches-Yds-TD)

CU—Thompson (4-48-0), Poulos (3-28-1), Martin (1-19-0)
 UM—Bounds (2-57-1), Wren (1-8-0), Sheehan (1-8-0)

1951 Orange Bowl

Clemson 15, Miami (FL) 14

Bowl History

Clemson's bid for a repeat of the 1948 perfect season ended when the Tigers had to rely on the toe of Charlie Radcliff to tie South Carolina after three season-opening shut-outs. Clemson regrouped, however, with a 13-12 win at Wake Forest and then won the remaining four games by convincing margins. The Tigers' 8-0-1 mark and second-place finish in the Southern Conference earned them a bid to play Miami, who was also undefeated at 9-0-1, in the 17th Orange Bowl.

After a scoreless first quarter, Clemson got on track with a 45-yard pass from Billy Hair to Bob Hudson that put the Tigers at the Miami one. Fred Cone capped the 76-yard drive on third down with a sweep for the score and Radcliff tacked on the extra point.

Clemson mounted a six-play, 70-yard drive in the third quarter for its second touchdown. Hair threw a 31-yard pass to Ray Mathews, who, as the papers said, "made a circus catch with two men on his back" to move the Tigers to the Miami 28. Hair tossed a pass to Glenn Smith at the Miami seven and Smith scrambled in for the score. Radcliff's extra point try was blocked.

Miami caught fire two minutes later than Jack Delbello intercepted a pass in the Clemson end zone and returned it to the 40 and then a 10-yard penalty was assessed the Tigers for unnecessary roughness. On the next play, Frank Smith ran a reverse for 45 yards to move to the Clemson five. Harry Mallios took a pitch, from quarterback Bob Schneidenbach, in for the score and Gordon Watson added the conversion.

Miami went 95 yards in five plays for its second score. Ed Lutes caught a pass at midfield and rambled down to the Clemson 17 before he was stopped. On fourth down, Jack Hackett threw to Frank Smith for the score and Watson's point put Miami in the lead for the first time at 14-13.

Mallios' 80-yard punt return was called back and two clipping infractions and one unnecessary roughness penalty put Miami in a deep hole with six minutes left in the game. Frank Smith took a pitch-

SAFETY CELEBRATION

Rarely does a safety win a game, but it happened in the 1951 Orange Bowl. Sterling Smith of Clemson won the game on defense, while Billy Hair hit 9-16 passes for 178 yards to lead the offense.

out from Hackett, but before Smith could get out of the end zone, Sterling Smith, a second-team defensive guard for Clemson, tripped him up for a safety, and Clemson led 15-14. J.D. Wade ended the last Miami threat with an interception, and Clemson ran out the clock for the win.

JANUARY 1, 1951 AT MIAMI, FL

CLEMSON	0	7	6	2	—	15
MIAMI (FL)	0	0	14	0	—	14

CU—Cone 1 run (Radcliff kick)

CU—G. Smith 21 pass from Hair (Kicked blocked)

UM—Mallios 5 run (Watson kick)

UM—F. Smith 17 pass from Hackett (Watson kick)

CU—Safety, F. Smith tackled in end zone by S. Smith

Att—65,181

	CU	UM
First Downs	19	7
Rushes/Yards	57-152	31-122
Passing Yardage	178	100
Total Offense	330	222
Passes	9-18-3	5-15-4
Punts	4-30.0	5-40.2
Fumbles/Lost	3-1	0-0
Penalties/Yards	2-20	5-55

Individual Rushing (Att-Yds)

CU—Cone (31-81), Hair (10-48), Calvert (7-29)

UM—F. Smith (15-87), Mallios (9-25), Czaplinski (2-6)

Individual Passing (Comp-Att-Int-Yds-TD)


CU—Hair (9-16-3-178-1), Calvert (0-1-0-0-0), Mathews (0-1-0-0-0)

UM—Schneidenbach (3-9-3-78-0), Hackett (1-5-1-17-1)

Individual Receiving (Catches-Yds-TD)

CU—G. Smith (6-93-1), Hudson (1-46-0), Mathews (2-39-0)

UM—Lutes (1-78-0), F. Smith (2-19-1), Mallios (1-(-2)-0)



Sterling Smith's timely tackle of Miami's Frank Smith saved the day for Clemson as the Tigers won a bowl game for the third straight time.



1952 Gator Bowl

Miami (FL) 14, Clemson 0

Bowl History

Clemson won the first three games of the 1951 season as well as the last four. In between, however, the Tigers dropped games to Pacific and South Carolina on the road. The Gator Bowl Committee invited Clemson with its 7-2 record to play Miami (FL) in a rematch of the 1951 Orange Bowl, but the Southern Conference had decided to ban its teams from any bowl competition that season. Clemson and Maryland accepted bowl bids anyway, and were prohibited from playing any other conference team except each other the next year.

The Tigers opened the game with a bang as Billy Hair took Elmer Tremont's kickoff and returned it 72 yards to the Miami 26, but Clemson could only make six yards in four downs and the Tigers turned the ball over.

After an exchange of punts, Miami mounted an 82-yard drive to score the game's first touchdown. The drive was highlighted by quarterback Jack Hackett's only two passes of the game — a 15-yarder to Frank McDonald and a 40-yard throw to Ed Lutes. Two plays later, fullback Harry Mallios took the pitch and ran 11 yards for the score. Tremont added the extra point and Miami led 7-0.

Miami defensive back Jim Dooley intercepted the first of four passes to kill the Clemson drive at the Miami 15. Clemson got the ball back after a punt, but on fourth down, defensive end Leo Martin blocked Hair's punt at the Clemson 32. Mallios converted twice on fourth down to keep the drive going and he scored from two yards out. Tremont converted again and Miami had all the points it needed.

The Clemson defense turned stingy in the second half, as the Tigers did not allow Miami to penetrate their 35 and the Hurricane did not gain another first down. The Clemson offense moved well, but a fumble at the Miami 18 and three Dooley interceptions inside the 20 kept Clemson off the scoreboard as Miami handed the Tigers their first bowl loss in four tries.

DOOLEY DOES IT

Miami defensive back Jim Dooley intercepted four passes, still a record for a Clemson opponent, in Miami's win in Jacksonville. Three of the thefts were inside the Miami 20, contributing to the Hurricane shutout.

JANUARY 1, 1952 IN JACKSONVILLE, FL

CLEMSON	0	0	0	0	—	0
MIAMI (FL)	7	7	0	0	—	14

UM—Mallios 11 run (Tremont kick)

UM—Mallios 2 run (Tremont kick)

Att—37,208

	CU	UM
First Downs	14	5
Rushes/Yards	44-145	50-119
Passing Yardage	88	55
Total Offense	64-233	52-174
Passes	6-20-4	2-2-0
Punts	4-30.5	9-44.4
Fumbles/Lost	4-1	0-0
Penalties/Yards	0-0	4-30
Yds/Play	3.64	3.35

Individual Rushing (Att-Yds)

CU—Gressette (16-64), Hair (12-35), Shirley (7-33)

UM—Mallios (20-50), Bow (13-33), Dooley (8-18)

Individual Passing (Comp-Att-Int-Yds-TD)


CU—Hair (6-20-4-88-0)

UM—Hackett (2-2-0-55-0)

Individual Receiving (Catches-Yds-TD)

CU—Smith (4-55-0), Kempson (1-31-0), Gressette (1-2-0)

UM—Lutes (1-40-0), McDonald (1-15-0)



Billy Hair (from two vantage points on the same play) runs around right end vs. Miami in 1952 Gator Bowl. He took the opening kickoff 72 yards for Clemson, but the Tigers were shut down.

1957 Orange Bowl

Colorado 27, Clemson 21

Bowl History

Clemson claimed its first Atlantic Coast Conference championship in 1956 on the strength of a 4-0-1 league mark. The Tigers were 7-1-2 overall and were a surprise choice to participate in the 22nd Orange Bowl, as only three weeks before their selection, the Tigers had been shut out by Miami, 21-0, in the same stadium. Colorado, which was 7-2-1 and the Big-Seven runnerup, was chosen as Clemson's opponent.

After a scoreless first quarter, Colorado got on track with a seven-play, 75-yard drive. The Buffaloes' catalyst was a 26-yard run by Bob Stransky that moved the ball to the Clemson 23. Four plays later, John "The Beast" Bayuk scored from the two. Ellwin Indorf added the point after.

Stransky intercepted an errant Charlie Bussey pass at the Clemson 46 and returned it to the 10 to spark Colorado's second score. Boyd Dowler, who later started with the Packers, scored from six yards out two plays later. Howard Cook added the conversion and Colorado led 14-0.

Colorado's Frank Clarke partially blocked Horace Turbeville's punt on the next Clemson drive and the Buffaloes recovered on the Clemson 26. Cook then went wide right and scored on the next play, but he missed the extra point.

Clemson came out of the locker room and marched 69 yards in 15 plays to score on Joel Wells' three-yard run. Bussey's extra point try was good.

After a Colorado punt, Clemson moved to the 29 on Bob Spooner's two runs. Three plays later, Wells ran 58 yards on a counter trap off the belly series for the Tigers' second score. Bussey's point after made the score 20-14 Colorado.

Clemson recovered the onside kick, but the Tigers were forced to punt four plays later. Colorado then fumbled at its 11 and Tommy Sease recovered for the Tigers at the 10. Spooner, who had been the workhorse on the first scoring drive, carried the ball over from

HALFTIME SPEECH

With Clemson trailing 20-0 at the half, Frank Howard threatened to quit if his team did not improve. The Tigers stormed back to take a 21-20 lead in the fourth, only to see the Buffs score with 7:13 to go to win the game.

the one, and with Bussey's third extra point, Clemson led for the first time at 21-20, with 11:22 to go.

Although leading, Bussey attempted a second onside kick. Colorado recovered and marched 53 yards in eight plays to go ahead for good on Bayuk's one-yard plunge. Indorf kicked the extra point and the Buffaloes led 27-21. The two teams traded turnovers, and Colorado ran out the clock.

Frank Howard's threatened resignation during intermission inspired Clemson's comeback in the second half.

"I told them I was going to resign if they didn't play better in the second half. I told them I didn't want to be associated with any team that played like they did in the first half."

When Howard met Dai Ward, Colorado's Head Coach, at midfield, Ward asked him what was the matter with his team, Frank replied "I just don't know."

Later Howard explained that the Tigers just refused to block in the first half, but in the second half they got down to business. He had words of praise for John Bayuk, Colorado's big fullback, and said he was as good as any fullback that Clemson had faced all year.

Summing it up, Howard said "I'm glad we gave them a good game down here, after all we had to take."

JANUARY 1, 1957 AT MIAMI, FL

CLEMSON	0	0	14	7	—	21
COLORADO	0	20	0	7	—	27

UC—Bayuk 2 run (Indorf kick), 9:08 (2nd)
 UC—Dowler 6 run (Cook kick), 6:53 (2nd)
 UC—Cook 26 run (Kick failed), 4:02 (2nd)
 CU—Wells 3 run (Bussey kick), 6:07 (3rd)
 CU—Wells 58 run (Bussey kick), 0:27 (3rd)
 CU—Spooner 1 run (Bussey kick), 11:12 (4th)
 UC—Bayuk 1 run (Indorf kick), 7:13 (4th)
 Att—72,552

	CU	UC
First Downs	14	16
Rushes/Yards	60-217	52-279
Passing Yardage	25	27
Total Offense	242	306
Passes	4-9-2	2-4-0
Punts	7-37.8	5-36.6
Fumbles/Lost	0-0	8-3
Penalties/Yards	4-40	5-55

Individual Rushing (Att-Yds)

CU—Wells (18-125), Spooner (18-65), Hayes (9-28)
 UC—Bayuk (23-121), Stransky (7-59), Dove (6-36)

Individual Passing (Comp-Att-Int-Yds-TD)

CU—Bussey (3-8-2-9-0), Turbeville (1-1-0-16-0)
 UC—Morley (1-1-0-18-0), Stransky (1-1-0-9-0), Dowler (0-1-0-0-0)

Individual Receiving (Catches-Yds-TD)

CU—Lawrence (1-16-0), W. Smith (1-16-0), Horne (2-(-7)-0)
 UC—Clark (1-18-0), Dowler (1-9-0)



Bob Spooner (far right with ball) scored the lead touchdown for the Tigers with 11:12 left.



1959 Sugar Bowl

LSU 7, Clemson 0

NATIONAL CHAMPS

LSU clinched the national championship with a 7-0 victory over Clemson. A fourth-down halfback option pass from Heisman winner Billy Cannon did in the Tigers, who were considerable underdogs heading into the game. Seldom has Clemson gained so much respect from a loss.

Bowl History

South Carolina, who had been shut out by Clemson the previous two years, scored 20 second half points to take 26-6 win over Frank Howard's 1958 team. The only other blemish on the ACC Champions' 8-2 regular season record was a 13-0 loss at Georgia Tech. For their efforts, the Tigers were invited to play the nation's number-one team, Louisiana State, in the 25th Sugar Bowl.

LSU drove deep into Clemson territory three times in the first half, but two fumbles and a thwarted fake field goal killed the drives. Clemson could do no better, though, as none of its six drives went past midfield.

Clemson moved to the LSU 27 on its first drive of the second half, but a fumble gave the ball back to the other set of Tigers. On Clemson's next possession, however, LSU got the break it had been looking for. On fourth down, the ball slipped out of snapper Paul Snyder's hands and hit up-man Doug Cline in the leg and Duane Leopard recovered for LSU at the Clemson 11.

LSU picked up two yards on its first three tries, but on fourth down halfback Billy Cannon hit tight end Mickey Mangham in the corner of the end zone for the only score of the game. Cannon kicked the extra point and LSU led 7-0.

Clemson had one last chance late in the fourth quarter. The Tigers started at their 17 and 17 plays later were on the LSU 28, but Harvey White's fourth down pass to George Usry was incomplete. LSU took over on downs and ran out the clock.

In his usual relaxed way, Coach Frank Howard of Clemson said he was well pleased with his team.

Hell! I think we'd have beat them if that boy had held onto that little screen pass, Howard said. "I was going for those two points and beat them.

Other than not winning, he said, "I was pretty well pleased with my team."

Howard paid special tribute to Bo Strange.

"I didn't think we would hold them to one touchdown, but I didn't think they would shut us out, either."

"LSU has a good team, they rate the No. 1 spot in the nation.

"Cannon is quite a boy. Deserves his All-America rating."

"It was a wonderful victory. They're just as fine when you win 'em, 7-0 as 30-0. I'm very happy that we won," said LSU Coach Paul Dietzel.

"That was a perfect strike Cannon threw on that pass for the touchdown.

"Losing Rabb hurt us in this respect. He had been working with the White backfield all season, but Durel Matherne, our No. 2 quarterback, did a fine job, though, both on offense and defense.

"Clemson proved tougher than most people figured. But we knew we would have to play at our top peak to beat them. They were a good team."

JANUARY 1, 1959 AT NEW ORLEANS, LA

CLEMSON	0	0	0	0	—	0
LSU	0	0	7	0	—	7

LSU—Mangham 9 pass from Cannon (Cannon kick), 2:31 (3rd)
Att—82,000

	CU	LSU
First Downs	12	9
Rushes/Yards	64-168	37-114
Passing Yardage	23	68
Total Offense	68-191	48-182
Passes	2-4-0	4-11-0
Punts	6-29.7	6-41.6
Fumbles/Lost	3-2	4-2
Penalties/Yards	2-20	5-35

Individual Rushing (Att-Yds)

CU—Hayes (17-55), Usry (10-29), Morgan (10-28)

LSU—Cannon (13-51), Davis (2-17), Brodnax (3-17)

Individual Passing (Comp-Att-Int-Yds-TD-Long)

CU—White (1-3-0-11-0-11), Shingler (1-1-0-12-0-12)

LSU—Rabb (2-7-0-33-0-24), Matherne (1-3-0-26-0-26),

Cannon (1-1-0-9-1-9)

Individual Receiving (Catches-Yds-TD-Long)

CU—Cox (1-12-0-12), Anderson (1-11-0-11)

LSU—Mangham (2-33-1-24), McClain (1-26-0-26),

Cannon (1-9-0-9)

Punt Returns

CU—Shingler 1-0, Morgan 2-11

LSU—Purvis 2-19

Kickoff Returns

CU—Horne 2-53

LSU—Cannon 1-31



Lou Cordileone and his abandoned style led a Clemson defense that held #1 ranked LSU and Heisman award winner Billy Cannon to just 182 total yards.

1959 Bluebonnet Bowl

Clemson 23, TCU 7

300TH WIN

Clemson hit the 300-mark in terms of victories with the 23-7 win in the first Bluebonnet Bowl. Clemson had to score 20 points in the final period to erase a 7-0 lead by TCU.

Bowl History

The 1959 season was one of firsts, lasts, and other milestones. Clemson won the last "Big Thursday" game with archrival South Carolina, 27-0, one of five opponents the Tigers would whitewash, the second-highest shutout total in a Clemson season. The 9-2 team was Clemson's third ACC Championship unit, and Frank Howard's last bowl team. After the season-ending win over Furman, Clemson was invited to play Texas Christian in the inaugural Bluebonnet Bowl, which would be the Tigers' second post-season appearance in the calendar year of 1959. The 23-7 win over the Horned Frogs was Clemson's 300th football victory.

Alternate quarterback Lowndes Shingler guided Clemson on a 12-play, 63-yard drive to the TCU five, but the Tigers stalled. Lon Armstrong hit on a 22-yard field goal as the second quarter started to put Clemson up 3-0.

Not to be outdone, TCU second-stringer Donald George moved his team on a 12-play, 63-yard drive to the Clemson end zone. The Horned Frogs scored the go-ahead touchdown on a 19-yard half-back pass from Jack Reding to Harry Moreland.

Neither team scored in the third quarter, but Clemson did drive to the TCU 29 midway through the period. Harvey White's fourth-down pass to George Usry was just one yard short of the needed first down and TCU took over.

Clemson got pass-happy in the final 15 minutes and scored two touchdowns to put the Tigers ahead. With a third-and-18 situation at the Clemson 32, White threw to end Gary Barnes who caught the ball at midfield and sprinted in for one score. After an interception, Shingler threw to Tommy King coming across the middle for a 23-yard touchdown, but Shingler's point after was wide and Clemson led 16-7.

Clemson returned to its running game for its final scoring drive late in the quarter. Shingler, Doug Daigneault, and Ron Scrudato moved the Tigers from their 37 to the TCU one and Scrudato ran off right tackle for the score. Armstrong's kick put the game out of TCU's reach and it capped a 20-point fourth quarter for the Tigers.

DECEMBER 19, 1959 AT HOUSTON, TX

CLEMSON	0	3	0	20	—	23
TCU	0	7	0	0	—	7

CU—Armstrong 22 FG

TCU—Moreland 19 pass from Reding (Dodson kick)

CU—Barnes 68 pass from White (Armstrong kick)

CU—King 23 pass from Shingler (Kick failed)

CU—Scrudato 1 run (Armstrong kick)

Att—55,000

	CU	TCU
First Downs	16	12
Rushes/Yards	54-203	39-89
Passing Yardage	103	70
Total Offense	306	159
Passes	6-13-1	7-17-4
Punts	3-37.0	5-32.0
Fumbles/Lost	3-1	1-0
Penalties/Yards	3-23	5-35

Individual Rushing (Att-Yards)

CU—Shingler (3-65), Daigneault (12-50), Cline (9-33)

TCU—Spikes (11-33), Harris (8-29), Moreland (7-18)

Individual Passing (Comp-Att-Int-Yds-TD-Long)


CU—White (4-9-1-69-1-68), Shingler (2-4-0-34-1-23)

TCU—George (3-7-2-37-0-18), Dawson (2-4-1-4-0-7), Sledge (1-3-1-10-0-10)

Individual Receiving (Catches-Yds-TD-Long)

CU—Barnes (1-68-1-68), King (1-23-1-23), Usry (2-5-0-6)

TCU—Moreland (2-37-1-19), Harris (2-17-0-10), Meyer (1-14-0-14)



Ron Scrudato put the game out of TCU's reach with a one-yard run in the fourth period, capping Clemson's highest scoring fourth period in its bowl history.

CAVANAUGH'S CAREER DAY

Matt Cavanaugh passed for 387 yards, still the best performance ever against Clemson, in Pittsburgh's victory. It was Clemson's first Bowl game in 18 years. Randy Scott and Mark Heniford had 13 stops apiece for Clemson's defense.

1977 Gator Bowl

Pittsburgh 34, Clemson 3

Bowl History

Clemson resurfaced in the national spotlight in 1977 after winning eight games and making its first bowl appearance in 18 years. First-year coach Charley Pell guided his team to a 7-6 win at Georgia, a near-upset of eventual National Champion Notre Dame at home, and had come within an extra point of claiming the ACC Championship. After Jerry Butler's twisting, diving catch in the end zone beat South Carolina, Clemson accepted the invitation to play defending National Champion Pittsburgh in the 33rd annual Gator Bowl.

Clemson won the opening coin toss, but that was to be the only thing the Tigers would win that night as the Matt Cavanaugh-led Panthers scored six of the 12 times they had the ball, set seven Gator Bowl records, and handed the Tigers one of their 25 worst defeats in history with a 34-3 score.

Cavanaugh threw four touchdown passes (three to fullback Elliott Walker), passed for a Clemson opponent record 387 yards and accounted for 402 yards in total offense. Pitt set a Gator Bowl team record for passing yards and first downs, while Cavanaugh set the individual mark for passing yardage. If that was not enough, the Pitt defense stymied the Clemson offense all night by keeping Steve Fuller & Company bottled up or causing turnovers when the Tigers' offense did get on track.

Pitt was leading 17-0 when the Tigers began their only scoring drive early in the second quarter. Fuller mixed passes to Anthony King and Butler with runs by Ken Callicutt to move to the Pitt 32. The drive bogged down and Obed Ariri hit on a 49-yard field goal which set the Gator Bowl record for distance.

Although the Tigers were out-classed by Pittsburgh, the 1977 appearance in the Gator Bowl was the start of a new era of football prowess for Clemson.

DECEMBER 30, 1977 AT JACKSONVILLE, FL

CLEMSON	0	3	0	0	—	3
PITT	10	7	7	10	—	34

UP—E. Walker 39 pass from Cavanaugh (Schubert kick) 11:50 (1st)

UP—Schubert 24 FG 1:07 (1st)

UP—E. Walker 10 pass from Cavanaugh (Schubert kick) 12:04 (2nd)

CU—Ariri 49 FG 10:05 (2nd)

UP—Jones 10 pass from Cavanaugh (Schubert kick) 4:29 (3rd)

UP—Schubert 21 FG 14:52 (4th)

UP—E. Walker 25 pass from Cavanaugh (Trout kick) 8:02 (4th)

Att—72,289 (New Gator Bowl attendance record)

	CU	UP
First Downs	14	30
Rushes/Yards	36-110	51-179
Passing Yardage	158	387
Total Offense	59-268	88-566
Yards/Play	4.54	6.43
Passes	10-23-4	23-37-1
Punts	4-33.3	3-43.5
Fumbles/Lost	1-0	5-1
Penalties/Yards	3-24	10-91

Individual Rushing (Att-Yds)

CU—Fuller (13-34), Callicutt (7-32), Perry (4-22)

UP—E. Walker (15-53), Hawkins (2-43), Heath (3-23)

Individual Passing (Comp-Att-Int-Yds-TD-Long)

CU—Fuller (10-23-4-158-0-46)

UP—Cavanaugh (23-36-0-387-4-41), Heath (0-1-1-0-0-0)

Individual Receiving (Catches-Yds-TD-Long)

CU—Butler (4-64-0-22), Weddington (2-57-0-46),

King (3-30-0-15)

UP—Jones (10-163-1-41), E. Walker (6-121-3-39), Reutersham (5-74-0-22)

Interceptions

CU—Ryan 1-0

UP—Jury 2-60, DeCiccio 1-0, Jackson 1-0

Punt Returns

CU—Jordan 1-12

UP—G. Jones 2-4


Kickoff Returns

CU—Jordan 3-66, Haglan 1-10, Underwood 1-39

UP—Balzer 1-10

Clemson Tackle Leaders

Scott 13, Heniford 13, Bubba Brown 11, Ronnie Smith 9, Brooke 10, Stuckey 10, Reese 7, Tuten 6



Ariri set the Gator Bowl field goal record, but it was the only bright spot for the Tigers.

1978 Gator Bowl

Clemson 17, Ohio State 15

Bowl History

The Clemson team of 1978 was notable for many reasons, and not the least of which was a 17-15 victory over Ohio State in the Gator Bowl. The '78 team won 11 games (eight by convincing margins), had the nation's longest winning streak after the bowl game, changed head coaches 19 days before the Gator Bowl, and ended the coaching career of Woody Hayes.

The first quarter of new Clemson coach Danny Ford's first game was scoreless, although Ohio State had been stopped at the Clemson one-yard line on a fourth down play.

The second quarter was unusual in that there were four possessions in the stanza and each team scored twice. Ohio State drove to the Clemson nine on the passing of Art Schlichter, but the Buckeyes had to settle for Bob Atha's 27-yard field goal.

Clemson quarterback Steve Fuller engineered an impressive 80-yard, 15-play drive after the kickoff. Staying mostly on the ground, Fuller, himself, ran around left end from four yards out to give Clemson the lead. Obed Ariri's point after made the score 7-3.

Schlichter duplicated Fuller's feat nine plays later, but Clemson right end Steve Gibbs blocked Vlade Janakiewski's extra point try, leaving Ohio State in the lead, 9-7.

Clemson got the ball back with 1:15 remaining in the quarter and Fuller passed his way to the Buckeye 30. With only five seconds left, Ariri hit a 47-yard field goal that gave the Tigers a 10-9 lead at halftime.

Clemson scored the only points of the third quarter as the running combination of Fuller, Marvin Sims, and Warren Ratchford ground out 83 yards in 18 plays. Cliff Austin went the final yard for the score, and Ariri's conversion gave Clemson a 17-9 cushion.

With 8:11 left in the game, Schlichter scored his second touchdown to bring Ohio State within two points. Jim Stuckey tackled Schlichter

FIRST AND LAST

Danny Ford won his first game as a head coach and Woody Hayes lost his last contest in Clemson's 17-15 win. Cliff Austin, a freshman who had scored just three TDs all year, scored the game winner for the Tigers.

on a sweep to prevent the two-point play, and Clemson still led at 17-15.

Ohio State mounted one final drive. Faced with third-and-five at the Clemson 24, an interception by second-team middle guard Charlie Bauman (the only theft of his four-year career) killed the drive. Bauman was run out-of-bounds on the Ohio State sideline, and Buckeye coach Woody Hayes swung at the Clemson player. Consecutive unsportsmanlike conduct penalties gave Clemson excellent field position, and Fuller was able to run out the clock, giving Clemson its first win over a Big Ten team.

DECEMBER 29, 1978 AT JACKSONVILLE, FL

CLEMSON	0	10	7	0	—	17
OHIO ST.	0	9	0	6	—	15

OSU—Atha 27 FG, 12:08 (2nd)

CU—Fuller 4 run (Ariri kick), 5:03 (2nd)

OSU—Schlichter 4 run (Kick blocked), 1:21 (2nd)

CU—Ariri 47 FG, 0:05 (2nd)

CU—Austin 1 run (Ariri kick), 2:16 (3rd)

OSU—Schlichter 1 run (Run failed), 8:11 (4th)

Att—72,011

	CU	OSU
First Downs	20	16
Rushes/Yards	60-207	44-150
Passing Yardage	123	205
Total Offense	330	355
Passes	9-20-0	16-20-1
Punts	6-38.3	4-41.5
Fumbles/Lost	5-1	1-0
Penalties/Yards	7-65	7-83

Individual Rushing (Att-Yds)

CU—Perry (14-54), Ratchford (10-54), Fuller (17-38)

OSU—Schlichter (18-70), Springs (10-42), Campbell (11-26)

Individual Passing (Comp-Att-Int-Yds-TD-Long)

CU—Fuller (9-20-0-123-0-28)

OSU—Schlichter (16-20-1-205-0-37)

Individual Receiving (Catches-Yds-TD-Long)

CU—Butler (4-44-0-17), Tuttle (3-41-0-20), Clark (1-28-0-28)

OSU—Barwig (2-51-0-34), Hunter (2-49-0-37), Donley (3-44-0-34)

Interception Returns

CU—Bauman 1-12

OSU—None

Kickoff Returns

CU—Jordan 2-38

OSU—Donley 3-79, Murray 1-15

Punt Returns

CU—Jordan 1-(-8)

OSU—Guess 3-7

Clemson Tackle Leaders

Bubba Brown 22, Randy Scott 16, Jim Stuckey 11, Steve Ryan 10.



Bubba Brown registers one of his Clemson bowl game record 22 tackles in the Tigers victory over Ohio State.

1979 Peach Bowl

Baylor 24, Clemson 18

SINGLETERY'S LAST GAME

Mike Singletary made his final game memorable for the Baylor Bears as he recorded 20 tackles in his team's five-point win. Clemson passed for a season high 213 yards and held Baylor to 62 yards rushing.

Bowl History

Clemson made its third consecutive bowl appearance in 1979 after an 8-3 season. The year included a 19-10 win over Gator Bowl-bound North Carolina and a dramatic, come-from-behind 16-10 victory at Notre Dame. The 1979 season was also Danny Ford's first full campaign as head coach.

The Tigers got on the board first with an eight-play, 66-yard drive highlighted by Billy Lott's 27-yard pass to Lester Brown. Brown scored two plays later on a one-yard dive over the middle and Obed Ariri's point after made the score 7-0 midway through the first period.

Baylor took the lead on two second-quarter touchdown passes from Mike Brannon to Bo Taylor and Robert Holt. Robert Bledsoe converted after both scores and the Southwest Conference representatives led 14-7 at intermission.

Clemson took the second half kickoff and a combination of runs by Lott, Brown, and Tracy Perry took the Tigers to the Baylor 22. The drive stalled there and Ariri's 40-yard field goal narrowed the margin to 14-10.

Quarterback Mickey Elam led Baylor on a 64-yard field goal drive after the kickoff, and he later threw a seven-yard touchdown to Raymond Cockrell to push the Bears' lead to 24-10.

Mike Singletary (now all-pro with the Chicago Bears), led the Baylor defense with 20 tackles. He was a major reason Clemson gained a season low 67 yards rushing in 51 attempts.

Andy Headen began Clemson's furious comeback with a blocked punt that was recovered by James Robinson at the Baylor one. Chuck McSwain scored with 20 seconds left in the game and Lott passed to Jeff McCall for the two-point conversion. Headen recovered the ensuing onside kick, and Lott completed a 30-yard pass to Perry Tuttle to move the Tigers to the Baylor 33. An interception killed the winning touchdown drive, however, and Baylor ran out the remaining seconds for the win.



Chuck McSwain scores to bring Clemson within five points of Baylor.

DECEMBER 31, 1979 IN ATLANTA, GA

CLEMSON	7	0	3	8	—	18
BAYLOR	0	14	10	0	—	24

CU—L. Brown 1 run (Ariri kick), 6:04 (1st)
 BU—Taylor 3 pass from Brannon (Bledsoe kick), 14:55 (2nd)
 BU—Holt 24 pass from Brannon (Bledsoe kick), 12:20 (2nd)
 CU—Ariri 40 FG, 10:36 (3rd)
 BU—Bledsoe 29 FG, 8:17 (3rd)
 BU—Cockrell 7 pass from Elam (Bledsoe kick), 3:43 (3rd)
 CU—McSwain 1 run (McCall pass from Lott), 0:20 (4th)
 Att—57,731

	CU	BU
First Downs	20	11
Rushes/Yards	51-67	45-62
Passing Yardage	213	172
Total Offense	85-280	62-234
Passes	17-34-3	8-17-0
Punts	9-31.5	9-40.7
Fumbles/Lost	1-0	4-2
Penalties/Yards	7-47	4-30
Yds/Play	3.29	3.77

Individual Rushing (Att-Yds)

CU—L. Brown (25-76), Perry (5-28), M. Sims (3-15)
 BU—Abercrombie (12-32), Elam (7-13), Brannon (6-12)

Individual Passing (Comp-Att-Int-Yds-TD-Long)

CU—Lott (17-34-3-213-0-27)
 BU—Elam (4-11-0-86-1-63), Brannon (4-6-0-86-2-31)

Individual Receiving (Catches-Yds-TD-Long)

CU—Tuttle (8-108-0-30), Gaillard (4-48-0-17), Brown (3-43-0-27)
 BU—Abercrombie (1-63-0-63), Holt (2-52-1-28), Taylor (2-34-1-31)

Interception Returns

CU—None
 BU—Young 1-22, Vines 1-0, Fields 1-5

Punt Returns

CU—Hall 5-21, Headen 1-21
 BU—Fields 3-14

Kickoff Returns

CU—Headen 4-74, McSwain 1-18, Hall 1-(-7)
 BU—Gentry 2-32, Vines 1-26

Clemson Tackle Leaders

Jeff Davis 14, Jim Stuckey 14, Steve Durham 12, Bubba Brown 10, David Reed 6.



Future pros Terry Kinard and Jeff Davis combine to stop a Baylor back late in the 1979 Peach Bowl.

1982 Orange Bowl

Clemson 22, Nebraska 15

Bowl History

After 86 years of playing football, Clemson claimed its first National Championship with a 22-15 win over perennial Big Eight power Nebraska in the 48th Orange Bowl. After a 13-3 win over 1980 National Champion Georgia at home, the Tigers worked their way to the number-one ranking in both wire service polls by season's end. The win over the Cornhuskers gave Clemson the national title and its third perfect season in history.

Nebraska took the kickoff, but three plays later, Tiger middle guard William Devane recovered a Mark Mauer fumble at the Nebraska 33. Quarterback Homer Jordan drove Clemson to the Nebraska 27 before the drive stalled, and Donald Igwebuike drilled a 41-yard field goal to put the ACC Champions up, 3-0.

Nebraska came right back, however, as the Big Eight title holder drove 69 yards in eight plays to score on a 25-yard halfback pass from Mike Rozier to Anthony Steels. Kevin Seibel's extra point gave Nebraska the lead at 7-3 with 6:43 to go in the first quarter.

After an exchange of punts, the Clemson offense moved from the Nebraska 42 to the 21 to set up Igwebuike's second field goal. The 37-yard boot narrowed the score to 7-6.

A second-quarter Phil Bates fumble gave Clemson the ball at the Nebraska 27, and the running combination of Jordan, Kevin Mack, and Cliff Austin moved the ball to the Cornhusker two. Austin, who had been stuck in the hotel elevator for two hours earlier in the day, scampered in for the score that gave Clemson a lead it would not relinquish.

On its second possession of the second half, Clemson drove 75 yards in 12 plays to score its final touchdown of the night, a 13-yard pass from Jordan to All-America receiver Perry Tuttle in the corner of the end zone. For Tuttle, it was his eighth touchdown grab of the season, which set a school record. Bob Paulling's extra point put the Tigers ahead, 19-7.

After Billy Davis' 47-yard punt return, Jordan moved the Tigers to the Nebraska 20, where Igwebuike kicked a 36-yard field goal, his third of the evening, to put Clemson ahead 22-7 with two-and-a-half minutes left in the third stanza.

NATIONAL CHAMPS

Clemson claimed its first ever national title in any sport with a 22-15 win over Nebraska. Homer Jordan was the offensive MVP, while Jeff Davis, playing in his final game at Clemson, was the defensive MVP.

Nebraska was down but not out, though. After a near-interception by Jeff Davis, Mauer engineered an eight-play, 69-yard drive that was capped by a 26-yard run by Roger Craig. After a penalty, Craig ran in the two-point conversion from eight yards out to close the gap to 22-15 with nine minutes to play.

The Clemson defense shut down the Big Red on their final extended drive and the offense held on to the ball for nearly five-and-a-half minutes to run down the clock to six seconds. Andy Headen deflected Mauer's desperation pass to preserve the win and the championship for Clemson.

JANUARY 1, 1982 AT MIAMI, FL.

CLEMSON	6	6	10	0	—	22
NEBRASKA	7	0	0	8	—	15

CU—Igwebuike 41 FG, (1st, 11:39)

UN—Steels 25 pass from Rozier (Seibel kick) (1st, 6:43)

CU—Igwebuike 37 FG (1st, 1:03)

CU—Austin 2 run (Pass failed) (2nd, 3:56)

CU—Tuttle 13 pass from Jordan (Paulling kick) (3rd, 6:12)

CU—Igwebuike 36 FG (3rd, 2:36)

UN—Craig 26 run (Craig run) (4th, 9:15)

Att—72,748

	CU	UN
First Downs	17	13
Rushes/Yards	52-155	40-193
Passing Yardage	134	63
Total Offense	74-289	57-256
Yds/Play	3.90	4.49
Passes	11-22-1	6-17-0
Punts	4-45.8	6-43.0
Fumbles/Lost	3-0	3-2
Penalties/Yards	7-57	8-64

Individual Rushing (Att-Yds)

CU—McCall (12-48), Jordan (16-46), C. McSwain (12-24)

UN—Craig (10-87), Rozier (15-75), Bates (6-24)

Individual Passing (Comp-Att-Int-Yds-TD-Long)

CU—Jordan (11-22-1-134-1-42)

UN—Mauer (5-15-0-38-0-13), Rozier (1-1-0-25-1-25), Fryar (0-1-0-0-0)

Individual Receiving (Catches-Yds-TD-Long)

CU—Tuttle (5-56-1-16), Magwood (1-42-0-42), Gaillard (3-26-0-16)

UN—Steels (1-25-1-25), Brown (1-13-0-13), Rozier (1-11-0-11)

Punt Returns

Clemson—Billy Davis 3-58

Nebraska—Ladan 1-12

Kickoff Returns

Clemson—Perry Tuttle 2-50

Nebraska—Mike Rozier 3-78, Steels 1-15

Clemson Tackle Leader


Jeff Davis 14, Bill Smith 10, Dan Benish 8.

Sacks

Childers 1-12

Fumble Recoveries

Jeff Davis 1, William Devane 1



Perry Tuttle signals Clemson's final ranking after defeating Nebraska in the Orange Bowl.

1985 Independence Bowl

Minnesota 20, Clemson 13

SOUTH CAROLINIAN DOWNS TIGERS

Ricky Foggie, a native of Laurens, SC, led Minnesota to a 20-13 victory over Clemson. Kenny Flowers gained a Tiger Bowl game record 148 yards rushing, while Foggie rushed for 60 yards and passed for 123 more.

Bowl History

Clemson met a Big 10 school for only the second time in history when it faced Minnesota in the Independence Bowl. It was an interesting matchup of teams that enjoyed moving the ball on the ground, as both clubs gained over 200 rushing yards in the contest. The team with the higher rushing total prevailed, a fact that was easily predictable, as the Gophers churned out 257 yards rushing in a 20-13 Minnesota win.

Clemson held a 13-10 lead heading into the fourth quarter, but for the fifth time in the last 13 games the Tigers could not hold the fourth-period lead. Valdez Baylor scored on a one-yard run with 4:56 left to give Minnesota a final ledger of 7-5. Clemson mounted a final drive in the last few minutes and advanced to the Minnesota 31, but a fourth-down pass for Ray Williams was overthrown.

Kenny Flowers had another outstanding day for the Tigers with a career high 148 yards, including a 32-yard run. It was his seventh one-hundred yard day of the year, his sixth century game in the last seven contests. Ray Williams caught five passes for 58 yards, while Terrance Roulhac had 63 yards in receptions and 90 yards in kickoff returns. Another wide receiver, Keith Jennings, scored Clemson's only touchdown when he caught a three-yard pass from Stacey Driver in the third period.

Henry Walls led Clemson defensively with 13 tackles, while A.J. Johnson was outstanding in the secondary with seven stops. Dwayne Meadows established a new career high with 13 stops from his defensive line position.

DECEMBER 21, 1985 AT SHREVEPORT, LA

CLEMSON	0	6	7	0	—	13
MINNESOTA	3	7	0	10	—	20

MN—Lohmiller 22 FG, 9:02 (1st)
 MN—Anderson 9 pass from Foggie (Lohmiller Kick), 13:28 (2nd)
 CU—Treadwell 39 FG, 9:48 (2nd)
 CU—Treadwell 21 FG, :14 (2nd)
 CU—Jennings 3 pass from Driver (Treadwell Kick), 7:25 (3rd)
 MN—Lohmiller 19 FG, 10:45 (4th)
 MN—Baylor 1 run (Lohmiller Kick), 4:56 (4th)
 Attendance—42,800

	CU	MN
First Downs	18	20
Rushes/Yards	48-211	55-257
Passing Yardage	162	123
Total Offense	77-373	77-380
Yds/Play	4.84	4.95
Passes	10-29-1	9-22-0
Punts	4-41.5	6-37.5
Third Down Conversions	5-16	5-16
Time of Possession	31:38	28:22
Fumbles/Lost	5-3	1-1
Penalties/Yards	5-51	7-55

Individual Rushing (Att-Yds)

CU—Flowers (27-148), Driver (13-37), Rod Williams (5-12)
 MN—Baylor (13-98), Puk (15-69), Foggie (18-60)

Individual Passing (Comp-Att-Int-Yds-TD-Long)

CU—Rod Williams (9-23-1-159-0-48), Driver (1-3-0-3-1-3),
 Anderson (0-2-0-0-0-0), Ray Williams (0-1-0-0-0-0)
 MN—Foggie (9-22-0-123-1-27)

Individual Receiving (Rec-Yds-TD-Long)

CU—Ray Williams (5-58-0-21), Jennings (3-41-1-21),
 Roulhac (2-63-0-21)
 MN—Anderson (4-34-1-10), Otto (2-31-0-22), Couch (2-41-0-27)

Punt Returns

CU—Brady 1-0

MN—None

Kickoff Returns

CU—Roulhac 4-90

MN—Stewart 1-15, Anderson 1-23

Interceptions

MN—Small 1-0

CU—None

Clemson Defensive Leaders

TACKLES—Henry Walls 13, Keith Williams 13, Dwayne Meadows 13, Eldridge Milton 12, Michael Dean Perry 8, Brian Raber 8.

TACKLES FOR LOSS—Meadows 1-1, Perry 1-2.

PBUs—Hall 1, Johnson 1.



Stacy Driver threw a TD pass against Minnesota that gave Clemson the lead heading into the fourth quarter.

1986 Gator Bowl

Clemson 27, Stanford 21

TIGERS MUSTER WIN OVER CARDS

Rodney Williams was the MVP of Clemson's Gator Bowl win over Stanford. The Tigers scored 27 points in the first half, then held off three second-half TDs by Brad Muster.

Bowl History

Christmas came two days late for the Tigers as they won their first bowl since the 1982 Orange Bowl. After a brilliant first half display of offense and defense, Clemson managed to hold off a second half Stanford rally and go on to defeat the 17th ranked Cardinal, 27-21. Before a Gator Bowl crowd of 80,104, the Tigers scored 27 unanswered points in the first half and appeared to be on the way to a rout. But the second half was a different ball game as Stanford came out strong and put up 21 unanswered points of its own.

Gator Bowl MVP Rodney Williams completed 8 of 11 passes in the first half for the Tigers, but it was his execution of the option that helped Clemson gain a 27-0 halftime lead. After punting on their first possession, the Tigers scored on their next five. With the score 17-0 in the second quarter, Reggie Harris knocked the ball loose on a Stanford kickoff return and the Tigers recovered on Stanford's 16-yard-line. Two plays later, Ray Williams took a reverse in for a 14 yard touchdown, his first of the season. David Treadwell added his longest field goal of the year on Clemson's next possession, putting the Tigers up 27-0 at the intermission.

But the Cardinal came back from halftime a different team. Kodak All-America tailback Brad Muster rushed for a touchdown and caught two scoring passes while the Clemson offense came to a standstill. With 1:43 left to play in the game, Clemson was forced to punt to the Cardinal with only a touchdown's lead. But the Tiger defense rose to the occasion, as Stanford gained only six yards on the next four downs. The offense fell on the ball to run the clock out and the Tigers emerged victorious.

Tailbacks Terrence Flagler and Kenny Flowers combined for 149 yards. Sophomore Ricardo Hooper led the receiving corps with two catches for 44 yards. Terrance Roulhac and Terrence Flagler each had three catches with 22 and 23 yards, respectively. Rodney Williams rushed 16 times for 18 yards and one touchdown.

Defensively, the Tigers were led by linebacker Henry Carter who recorded a career high 13 tackles. Gene Beasley added seven tackles and broke up two passes. The game also marked Michael Dean Perry's offensive debut, as he was put in as a blocking back on a goalline situation in the first half.

DECEMBER 27, 1986 AT JACKSONVILLE, FL

CLEMSON	7	20	0	0	—	27
STANFORD	0	0	7	14	—	21

Scoring Summary

CU—Lancaster 5 run (Treadwell kick) 5:29, 1st
 CU—Rod Williams 1 run (Treadwell kick) 14:58, 2nd
 CU—Treadwell 22 FG, 7:49, 2nd
 CU—Ray Williams 14 run (Treadwell kick) 6:53, 2nd
 CU—Treadwell 46 FG, 0:49, 2nd
 SU—Muster 1 run (Sweeney kick) 6:44, 3rd
 SU—Muster 13 pass from Ennis (Sweeney kick) 8:41, 4th
 SU—Muster 37 pass from Ennis (Sweeney kick) 2:50, 4th
 Attendance—80,104

Team Statistics

	CU	SU
First downs	19	18
Net Rushing	57-238	29-114
Passing	12-19-1	20-40-1
Passing Yards	135	168
Total Offense	76-373	69-282
Yards Per Play	4.91	4.09
Fumbles	4-0	1-1
Total Turnovers	1	2
Penalties	5-49	3-28

Interceptions	1-0	1-16
Punting	6-33.7	5-43.0
Punt Returns	1-11	3-36
Kickoff Returns	4-62	4-74
Time of Possession	34:00	26:00
Third Down Conversions	9-19	6-16
Sacks by	1-7	0-0

Individual Statistics

Rushing (Att-Yds-TD)

Clemson—Flagler 12-82-0; Flowers 14-67-0; Lancaster 7-31-1; Johnson 7-26-0; Rod Williams 16-18-1; Ray Williams 1-14-1
 Stanford—Muster 17-70-1; Dillard 3-13-0; Morris 3-12-0; Ennis 5-11-0; Scott 1-8-0

Passing (Comp-Att-I-Yds-TD)

Clemson—Rod Williams 12-19-1-135-0
 Stanford—Ennis 20-40-1-168-2

Receiving (Rec-Yds-TD)

Clemson—Hooper 2-44-0; Flagler 3-25-0; J. Riggs 2-23-0; Roulhac 3-22-0; Ray Williams 1-11-0; Jennings 1-10-0
 Stanford—Muster 4-53-2; Snelsen 4-42-0; James 4-41-0; Henley 2-18-0; Dillard 3-8-0; Morris 3-6-0

Clemson Defensive Stats

Tackle Leaders: Carter 13, Beasley 7, Earle 6, Taylor 5, Haynes 5,



Rodney Williams was the MVP of Clemson's win over Stanford in the 1986 Gator Bowl.



1988 Florida Citrus Bowl

Clemson 35, Penn State 10

TIGERS OVER LIONS

A 499-yard offense led Clemson to a 35-10 win over defending National Champion Penn State. It was the Nittany Lions worst bowl loss ever. Rodney Williams became the first Tiger ever to be a bowl game MVP in consecutive years.

Bowl History

Everything went the Tigers way in sunny Florida as Clemson soundly defeated Joe Paterno's Penn State team, 35-10. Rodney Williams was selected the Citrus Bowl's Most-Valuable-Player as he led the Tigers in a brilliant air attack that took the Nittany Lions by complete surprise, and complemented it with a solid ground game.

The win was Danny Ford's fourth bowl victory in only nine seasons as Clemson's head coach. It also marked Rodney Williams second bowl victory in his three year playing career at Clemson and the second consecutive year that he was named the MVP of a postseason bowl. In 1986, Williams won the honor as the Tigers defeated Stanford in the Gator Bowl.

Williams, who was also named the Offensive Player-of-the-Game, completed 15 of 24 passes for 214 yards. His primary target was wide receiver Keith Jennings who hauled in seven passes for 110 yards, his best career performance. Gary Cooper also had four receptions for 56 yards against Penn State.

The Tigers rushed for 285 yards against Penn State. Terry Allen was the leading rusher with 105 yards and one touchdown. Fullback Tracy Johnson ran for 88 yards and three touchdowns. Joe Henderson added 54 yards and another touchdown.

Defensively, Clemson was led by cornerback James Lott's eight tackles. Safety Richard Smith also had seven tackles and one pass broken up. Strong safety Gene Beasley and linebacker Doug Brewster both had six tackles. Linebacker Dorian Marable was selected the Citrus Bowl's Defensive Player-of-the-Game with his five tackles, including one for a loss. He also intercepted a pass in the endzone and returned it 46 yards in the third quarter.

JANUARY 1, 1988 AT ORLANDO, FL.

CLEMSON	7	7	7	14	—	35
PENN STATE	0	7	3	0	—	10

Scoring Summary

CU—Johnson 7 run, (Treadwell kick), 10:42, 1st
 PS—Alexander 39 pass from Knizner (Etze kick), 12:51, 2nd
 CU—Johnson 6 run (Treadwell kick), 9:14, 2nd
 PS—Etze 27 FG, 10:54, 3rd
 CU—Johnson 1 run, (Treadwell kick), 7:29, 3rd
 CU—Allen 25 run, (Treadwell kick), 12:38, 4th
 CU—Henderson 4 run (Treadwell kick), 0:25, 4th

Team Statistics

	CU	PSU
First Downs	25	12
Net Rushing	54-285	28-111
Passing	15-24-0	14-23-2
Passing Yards	214	194
Total Offense	78-499	51-305
Yards Per Play	6.4	5.9
Fumbles	0-0	2-1
Total Turnovers	0	3
Penalties	8-44	4-26
Interceptions	2-46	0-0
Punting	5-39.0	5-51
Punt Returns	4-52	2-40
Kickoff Returns	3-85	6-127
Time of Possession	35:59	24:01
Third Down Conversions	10-16	2-12
Sacks By	1-7	1-4

Individual Statistics

Rushing (Att-Yds-TD)

Clemson—Allen 11-105-1; T. Johnson 18-89-3; Henderson 6-54-1;

McFadden 12-38-0; Lancaster 1-4-0

Penn State—Thompson 6-55-0; Brown 13-51-0; Greene 4-6-0; Alexander 1-3-0; Bill 1-3-0

Passing (Comp-Att-I-Yds-TD)

Clemson—R. Williams 15-24-0-214-0

Penn State—Knizner 13-22-2-148-1; Roberts 1-1-0-46-0

Receiving (Rec-Yds-TD)

Clemson—Jennings 7-110-0; Cooper 4-56-0; Coley 1-19-0; Hooper 1-17-0; Pearman 1-8-0

Penn State—Timpson 4-81-0; Alexander 2-43-1; Mrosko 1-25-0; Thompson 3-19-0; Brown 2-14-0

Kickoff Returns

Clemson—McFadden 2-59, Henderson 1-26

Penn State—Thompson 6-127

Punt Returns

Clemson—Lott 2-33; Woolford 2-19

Penn State—None

Interceptions

Clemson—Marable 1-46; Woolford 1-0

Penn State—None

Clemson Defensive Stats

Tackle Leaders: Lott 8; Smith 7; Beasley 6; Brewster 6; Marable 5

Sacks: McCullough 1-7

PBU's: Woolford 1; Smith 1

Offensive Knockdown Block Leaders: Phillips 9, Johnson 8, Lancaster 6, Nunamacher 4, Harmon 4, Jennings 4



#56 Dorian Marable was the defensive MVP of the Citrus Bowl win over Penn State.

1989 Florida Citrus Bowl

Clemson 13, Oklahoma 6

FORD OVER SWITZER

Clemson downed Oklahoma in a battle of two of the top five winningest active coaches in college football. Jesse Hatcher made his final game as a Tiger memorable with nine tackles, two PBUs, an 18-yard sack and a caused fumble.

Bowl History

The Tigers rang in the New Year in fine fashion with a 13-6 victory over the Oklahoma Sooners, moving into the top-10 of the final AP poll for the first time since 1982 with a ninth-place ranking. The victory also gave Danny Ford a victory over the winningest active coach in Division I, Barry Switzer. Ford has now defeated the top-three winningest active coaches this decade with wins over Switzer, Tom Osborne of Nebraska and Joe Paterno of Penn State.

Although the Tigers faced a wishbone offense for the first time since Ford became head coach, the Clemson defense came through with flying colors, holding the Sooners to only 116 rushing yards, and zero touchdowns.

The first five series of the first quarter ended in punts for both teams. Late in the period, the Sooners drove down to the Clemson one-yardline, and the Tigers defense faced a first-and-goal situation. Outside linebacker Levon Kirkland stopped the ballcarrier for no gain on first down. On second down Jesse Hatcher sacked Holieway at the 19. After an incomplete pass, the Sooners were forced to settle on a field goal and moved up 3-0.

Doug Brewster intercepted a Holieway pass early in the second quarter to set up the Tigers' first score, a 20-yard boot by Chris Gardocki. With time running out in the first half, Gardocki put the Tigers up with another kick, this time a 46-yarder.

A Clemson fumble in the third quarter gave the Sooners the opportunity to take the lead, but the Clemson defense held and Lashar hit again from 30 yards. The Tigers responded on the next series, driving 80 yards in 15 plays for the game's only touchdown as Terry Allen scored on a four-yard run. Allen, the game's Most-Valuable-Player, rushed for 25 yards and caught two passes for 17 yards on the drive.

Defensive MVP Jesse Hatcher caused and recovered a fumble on the Sooners next drive, but the Sooners would have one more opportunity to score before the final horn sounded. After the Tigers

punted, Oklahoma drove from its own 20 to the Clemson 14, as Holieway put the Tigers' secondary to the test by putting the ball in the air. On the last play of the game, freshman Dexter Davis knocked down a pass in the endzone to seal the Tigers' victory.

Terry Allen was named the Citrus Bowl MVP for his performance. Allen rushed for only 53 yards, his season low, but scored the game's only touchdown and caught four passes to lead all Clemson receivers. Bandit end Jesse Hatcher was named Defensive MVP for what was his best career performance as he racked up nine tackles, had two tackles for a loss of 33 yards, including an 18-yard sack, broke up two passes, caused and recovered a fumble, and had four quarterback pressures.

JANUARY 2, 1989 AT ORLANDO, FL

CLEMSON	0	6	0	7	—	13
OKLAHOMA	3	0	3	0	—	6

Scoring Summary

OU—Lashar 35 FG, 0:00 1st
CU—Gardocki 20 FG, 7:10, 2nd
CU—Gardocki 46 FG, 0:00, 2nd
OU—Lashar 30 FG, 2:17 3rd
CU—Allen 4 run (Seyle kick) 10:28, 4th

Team Statistics	CU	OU
First Downs	12	17
Net Rushing	48-187	43-116
Passing	5-11-0	10-24-1
Passing Yards	57	138
Total Offense	59-244	67-254
Yards Per Play	4.14	3.79
Fumbles	1-0	4-1
Total Turnovers	0	2
Penalties	7-76	5-50
Interceptions	1-0	1-0
Punting	7-44.3	5-38.6
Punt Returns	4-7	5-36
Kickoff Returns	2-48	3-50
Time of Possession	29:30	30:30
Third Down Conversions	6-15	4-14
Sacks By	1-18	0-0

Individual Statistics

Rushing (Att-Yds-TD)

Clemson—McFadden 9-55-0; Allen 17-53-1; T. Johnson 10-31-0; R. Williams 8-29-0; Henderson 3-10-0
Oklahoma—Perry 12-52-0; Gaddis 12-37-0; Holieway 15-17-0; Anderson 2-8-0; Stafford 2-2-0

Passing (Comp-Att-I-Yds-TD)

Clemson—R. Williams 5-11-0-57-0
Oklahoma—Holieway 10-24-1-138-1

Receiving (Rec-Yds-TD)

Clemson—Allen 4-47-0; Hooper 1-10-0
Oklahoma—Carl Cabbiness 3-78-0; Guess 2-25-0; Chris Cabbiness 1-12-0; Cooper 2-12-0; Stell 2-11-0

Kickoff Returns

Clemson—McFadden 2-48
Oklahoma—Milburn 1-24; Gaddis 1-22; Bell 1-4

Punt Returns

Clemson—Lott 2-7; Woolford 2-0
Oklahoma—Milburn 5-36

Interceptions

Clemson—Brewster 1-0
Oklahoma—None

Clemson Defensive Stats

Tackles: McDaniel 14, Hammond 11, Hatcher 9, Brewster 9, Kirkland 8
Sacks: Hatcher 1-18
PBU's: Hatcher 2, Woolford 2, Dexter Davis 2, Lott 1



Doug Brewster and Donnell Woolford were major reasons Clemson held Oklahoma without a touchdown.



1989 Gator Bowl

Clemson 27, West Virginia 7

Bowl History

The Tigers closed out the 1989 season with a stylish victory over West Virginia and Heisman Trophy finalist Major Harris, as a dominant Clemson defense held the high-powered Mountaineer offense to only 237 yards in total offense. The win gave Clemson's senior class the ACC record for victories as they became the first class in conference history to record 38 wins and the first Clemson team ever to win four straight bowl games.

WVU quarterback Major Harris came into the game ranked eighth nationally in total offense and ninth in passing efficiency but the Clemson defense, led by outside linebacker Levon Kirkland, enabled the shifty Harris to gain only 17 yards on the ground and 119 yards in the air on an 11-21 passing effort. Kirkland was named MVP for his efforts, as he had nine tackles, a five-yard sack, caused a key fumble, broke up a Mountaineer pass, and recorded three quarterback pressures.

The fourth quarter was all Clemson, as the Tigers moved the ball 47 yards on the ground to set up a four-yard Joe Henderson touchdown. Vince Taylor recovered a second Harris fumble and after a Clemson punt, freshman defensive tackle Chester McGlockton, the ACC sack leader, knocked the ball loose from Harris once again and fell on it in the endzone for a Tiger touchdown, upping the score to 24-7 in favor of Clemson. As the final seconds ticked off the clock, DeChane Cameron came in at quarterback for the Tigers and hit Rodney Fletcher over the middle for a 34-yard gain to set up a 24-yard Gardocki field goal, putting the final score at 27-7.

Senior tailback Joe Henderson led the Tigers in rushing with 92 yards on 22 carries and one touchdown, while Chris Morocco, who was shaken up late in the game, gained 65 yards on 11 carries. Rodney Fletcher was the leading receiver as he pulled down three catches for 66 yards.

Chris Gardocki kept the Tigers in excellent field position as he posted a 46-yard average on four punts, including a long kick of 63 yards. Defensively, inside linebacker Doug Brewster led the team

MAJOR HAS MINOR SUCCESS

Clemson allowed Major Harris and West Virginia just 237 yards total offense in a 27-7 victory. Clemson's defense forced three Harris fumbles in the second half, and had four sacks.

in tackles with 10, followed by Kirkland's nine and strong safety Arlington Nunn and inside linebacker Ed McDaniel, who had seven stops each.

DECEMBER 30, 1989 AT JACKSONVILLE, FL

CLEMSON	0	10	0	17	—	27
WEST VIRGINIA	7	0	0	0	—	7

Scoring Summary

WV—Jett 12 pass from Harris (Carroll kick) 6:12, 1st
 CU—Gardocki 27 FG, 13:42, 2nd
 CU—McFadden 1 run (Gardocki kick) 2:54, 2nd
 CU—Henderson 4 run (Gardocki kick) 11:43, 4th
 CU—McGlockton fumble recovery (Gardocki kick) 8:08, 4th
 CU—Gardocki 24 FG, 3:16, 4th

Team Statistics	CU	WVU
First Downs	21	13
Net Rushing	61-257	31-118
Passing	6-11-1	11-25-1
Passing Yards	91	119
Total Offense	72-348	56-237
Yards Per Play	4.83	4.23
Fumbles	0-0	3-3
Total Turnovers	1	4
Penalties	4-30	4-37
Interceptions	1-0	1-0
Punting	4-46.0	6-43.2
Punt Returns	4-29	0-0
Kickoff Returns	1-22	6-124
Time of Possession	35:26	24:34
Third Down Conversions	9-17	5-14
Sacks By	4-20	2-8

Individual Statistics

Rushing (Att-Yds-TD)

Clemson—Henderson 22-92-1; Morocco 11-65-0; Kennedy 9-57-0; Lawrence 5-16-0; McFadden 8-12-0; Cameron 2-8-0; Bolin 1-6-0; Hall 1-3-0; Carr 1-3-0; Cooper 1-(-5)-0

West Virginia—Ford 8-45-0; Napoleon 6-24-0; Tyler 4-18-0; Harris 11-17-0; Hayes 1-10-0; Evans 1-4-0

Passing (Comp-Att-I-Yds-TD)

Clemson—Morocco 5-9-0-57-0; Cameron 1-1-0-34-0; C. Davis 0-1-1-0-0

West Virginia—Harris 11-21-1-119-1; Jones 0-4-0-0-0

Receiving (Rec-Yds-TD)

Clemson—Fletcher 3-66-0; Cooper 2-15-0; Fields 1-10-0

West Virginia—Rembert 4-57-0; Dykes 2-27-0; Tyler 4-23-0; Jett 1-12-1

Kickoff Returns

Clemson—Thomas 1-22

West Virginia—Hayes 3-68; Jett 2-45; Williams 1-11

Punt Returns

Clemson—D. Davis 4-29

West Virginia—0-0

Interceptions

Clemson—O'Neal 1-0

West Virginia—Waters 1-0

Clemson Defensive Stats

Tackles: Brewster 10, Kirkland 9, Nunn 7, McDaniel 7, Simmons 6, Johnson 5, Henderson 5, Hammond 5

Sacks: McGlockton 1-9, Kirkland 1-5, Simmons 1-4, Johnson 1-2

PBU's: Henderson 2, Kirkland 1, O'Neal 1, Sheppard 1, Ryans 1



John Johnson and the Clemson defense were superb after the opening Mountaineer drive. West Virginia gained just 141 yards in total offense over the last three periods.

1991 Hall of Fame Bowl

Clemson 30, Illinois 0

CAMERON IN COMMAND

Clemson scored 24 points in the first 21 minutes in registering its largest margin of victory ever in a bowl game. DeChane Cameron hit 14 of 19 passes and Arlington Nunn had his third interception return for a TD in 1990.

Bowl History

After a separation of 22 years, two coaches found themselves once again on the same football field. This time, however, they were on opposite sidelines. Ken Hatfield and John Mackovic, who had been graduate assistants together at Army in the 1960's, were reunited in the 1991 Hall of Fame Bowl. But this game was much more than a reunion. Both head coaches were looking for a first win over the opposing team and Ken Hatfield was hoping to maintain Clemson's four-game bowl winning streak.

The Clemson defense dominated the Illini by holding them to 247 yards, 150 yards under their season average. The Clemson offense surprised the Illini defense with an unexpected aerial assault. Tiger quarterback and game MVP DeChane Cameron, who was less than a 50 percent passer in the regular season, completed 14 of 19 passes for a Hall of Fame Bowl record 73 percent.

Cameron's passing yardage totalled 141 yards and he completed TD passes to Doug Thomas and Howard Hall. It was the first TD reception for both players in their respective careers. Thomas caught five passes on the day for 57 yards, career highs for both categories for the senior in his last game as a Tiger.

Clemson took its opening possession 71 yards to the Illinois two where Chris Gardocki tapped in an easy three. After Illinois fumbled on its first offensive play of the game, Clemson scored a touchdown with a 14-yard pass from Cameron to Thomas. Clemson had not scored a passing touchdown in any of its four previous bowl victories.

In the second quarter, the Tigers would score two more touchdowns. The first was the result of a 17-yard Cameron pass to fullback Howard Hall. It was just the third TD pass to a Clemson fullback in the last 18 years. Clemson then put the contest out of reach just three plays later when Arlington Nunn scored on a 34-yard interception return. It was the senior's third TD on an interception return in 1990, a Clemson record. It was especially gratifying for the Tiger senior playing his last game at Clemson because Nunn is a native of nearby Clearwater, FL.

The Clemson defense continued to hold Illinois throughout the remainder of the game. John Johnson led the Tiger pass defense as he picked up two sacks to lead a Clemson point prevention unit that had five sacks on the day. Illinois reached the Clemson eight-yard line in the fourth

quarter, but the Tiger defense forced a fumble which Ed McDaniel picked up. Illinois had the ball in Clemson territory just three times all day.

The Clemson defense earned its third shutout of the year. This was the first shutout at a Hall of Fame Bowl game and Clemson's third bowl shutout in 17 bowl appearances. The 30-0 triumph was a Tiger record for victory margin in a bowl game.

Clemson	10	14	3	3	—	30
Illinois	0	0	0	0	—	0

Scoring Summary

	Drive
CU— Gardocki 18 FG 7:18, 1st	16-71
CU— Thomas 14 pass from Cameron (Gardocki Kick), 6:58, 1st	1-14
CU— Hall 17 pass from Cameron (Gardocki Kick), 10:31 2nd	7-53
CU— Nunn 34 interception return (Gardocki Kick), 9:38, 2nd	
CU— Gardocki 26 FG, 5:00, 3rd	6-11
CU— Gardocki 43 FG, 14:15, 4th	8-38

Attendance: 63,154

Team Statistics

	CU	Ill
First Downs	18	14
Rushing	44-148	33-59
Passing	16-23-0	18-36-2
Passing Yards	157	185
Total Offense	305	247
Yds/Play	4.5	3.6
Return Yards	109	18
Fumbles	1-0	2-2
Total Turnovers	0	4
Penalties	10-75	2-28
Interceptions	2-37	0-0
Punt Returns	6-72	3-18
Kickoff Returns	1-26	4-77
Punting	5-46.0	7-34.0
Possession Time	32:30	27:30
3rd Down Conversion	7-16	4-17
Sacks by Defense	5-51	1-3

Rushing (Att-Yds-TD)

Clemson — Cameron 17-76; Williams 14-27; Harris 3-20; Blunt 4-10; Moncrief 3-9; Hall 2-5.

Illinois — Griffin 15-59; Feagin 5-28; Bell 3-14; Muti 1-3; Lester 2-2; Kinney 2-(-8); Verduzco 5-(-36).

Passing (Comp-Att-Yds-I-TD)

Clemson — Cameron 14-19-141-0-2; Moncrief 2-4-16-0-0

Illinois — Verduzco 13-25-121-2-0; Kinney 5-11-64-0-0

Receiving (Rec-Yds-TD)

Clemson — Thomas 5-57-1; Smith 3-43; Hall 1-17-1; Blunt 1-16; Ryans 1-12; Witherspoon 2-7; Kennedy 1-4; Williams 1-1; Harris 1-0.
Illinois — Wax 6-77; Mueller 3-76; Finke 3-23; Griffin 2-11; Palma 1-4; Bell 1-1; Feagin 1-(-6).

Interception (No-Yds)

Clemson — Nunn 1-34; O'Brien 1-3.

Punt Returns (No-Yds)

Clemson — Davis 3-38; Brewster 1-18; O'Neal 2-16.

Illinois — Mueller 3-18.

Kickoff Returns (No-Yds)

Clemson — Thomas 1-26.

Illinois — Lynch 3-68; Bell 1-9.


Clemson Defensive Leaders:

Tackles: McDaniel 12, Henderson 8, Johnson 7, Dx. Davis 6, Brewster 6, Kirkland 5, Buckner 5, McGlockton 5.

Sacks: Johnson 2-11, David Davis 1.5-18, Wilson 1-11, Sheppard 1-6, Hammond .5-6.

PBUs: McDaniel 1, Kirkland 1, O'Neal 1.

Tackles for Loss: Dav. Davis 2-24, Johnson 2-11, McGlockton 2-8, Wilson 1-11, Sheppard 1-6, Hammond 1-6, McDaniel 1-1, Henderson 1-1.



Arlington Nunn's third interception return for a TD during 1990 gave Clemson an insurmountable lead in its 30-0 victory over Illinois.

Tigers in All-Star Action

Clemson History

AMERICAN BOWL GAME (Tampa, Fla.)

1972 - Don Kelley, DB 1972 - John McMakin, TE

BLUE-GRAY GAME (Montgomery, Ala.)

1939 - Charlie Woods, C	- Ray Yaeger, TB
- Don Willis, BB	1971 - Don Kelley, SE
1941 - George Fritts, T	- Larry Hefner, LB
- Joe Blalock, E	- Jim Dorn, OT
1944 - Sid Tinsley, TB	1972 - Wade Hughes, FB
1946 - Ralph Jenkins, C	- Rick Harrell, C
1949 - John Poulos, E	1974 - Ken Peeples, OT
- Gene Moore, C	1980 - Obed Ariri, PK
1953 - Dreher Gaskin, E	- Steve Durham, DT
1954 - Clyde White, T	- Willie Underwood, DB
- Scott Jackson, E	1982 - Cliff Austin, TB
1955 - Wingo Avery, C	- Johnny Rembert, LB
1957 - John Grijan, G	- Danny Triplett, LB
- Dick DeSimone, G	1983 - James Robinson, DT
1959 - Harvey White, QB	- Rod McSwain, CB
- Paul Snyder, C	- Kevin Mack, FB
- Harold Olson, T	- Bob Paulling, PK
- Bill Mathis, TB	- James Farr, OG
1966 - Mike Facciolo, G	1984 - Mike Eppley, QB
- Phil Marion, FB	- Dale Hatcher, P
1970 - Jack Anderson, Flk	- K. D. Dunn, TE
- Dave Thompson, G	1985 - *Steve Berlin, DT

SENIOR BOWL (Mobile, Ala.)

1950 - Gene Moore, C	- Steve Fuller, QB
1952 - Glenn Smith, E	1980 - Jim Stuckey, DT
1954 - Dreher Gaskin, E	1982 - Tony Berryhill, C
1957 - Billy Hudson, OT	1983 - Terry Kinard, FS
- Joel Wells, TB	- Johnny Rembert, LB
1960 - Bill Mathis, TB	1984 - Rod McSwain, DB
1962 - Ronnie Osborne, T	1987 - Kenny Flowers, TB
1968 - Harry Olszewski, OG	1989 - Keith Jennings, WR
1971 - Dave Thompson, C	1991 - John Johnson, OLB
1979 - Jonathan Brooks, DE	Jerome Henderson, CB
- Jerry Butler, SE	

HULA BOWL (Honolulu, HI)

1960 - Lou Cordileone, T	- Terry Kinard, FS
1962 - Gary Barnes, OE	1985 - William Perry, MG
1968 - Wayne Mass, OT	1986 - Steve Reese, OG
1969 - Wayne Mulligan, C	1987 - Terence Mack, DE
1976 - Bennie Cunningham, TE	- Kenny Flowers, TB
1979 - Joe Bostic, OG	1988 - Michael Dean Perry, DT
1980 - Jim Stuckey, DT	- David Treadwell, PK
1981 - Steve Durham, DT	1990 - Gary Cooper, WR
1982 - Perry Tuttle, WR	1991 - Stacy Long, OT
1983 - Dan Benish, DT	

EAST-WEST SHRINE GAME (San Francisco, Cal.)

1960 - Lou Cordileone, T	1981 - Jeff Bryant, DT
- Lowndes Shingler, QB	- Jeff Davis, LB
1961 - Gary Barnes, OE	1982 - Terry Kinard, FS
1962 - Don Chuy, T	1983 - James Farr, OG
1967 - Wayne Mass, OT	1984 - Reggie Pleasant, DB
- Harry Olszewski, OG	1986 - Delton Hall, DB
1968 - Wayne Mulligan, C	- Terrance Flagler, TB
1971 - John McMakin, TE	1988 - John Phillips, OG
1975 - Bennie Cunningham, TE	1989 - Donnell Woolford, CB
1979 - Steve Fuller, QB	1990 - Wesley McFadden, FB

SEEING THE BIG ISLAND

Clemson has had a representative in the Hula Bowl 11 of the last 13 years. Stacy Long, a finalist for the Outland Trophy last season, played for the East team in the game in 1991.

JAPAN BOWL (Tokyo, Japan)

1976 - Bennie Cunningham, TE	- John Phillips, OG
1980 - Jeff Bostic, C	1989 - Tracy Johnson, FB
1982 - Jeff Davis, LB	1991 - Vance Hammond, DT
1987 - Jim Riggs, TE	- Stacy Long, OT
1988 - Michael Dean Perry, DT	

COLLEGE ALL-STAR GAME (Chicago, Ill.)

1940 - Banks McFadden, HB	1963 - Don Chuy, T
1953 - Tom Barton, G	1970 - Charlie Waters, DB
1954 - Dreher Gaskin, E	1971 - David Thompson, C
- Nathan Gressette, T	1976 - Bennie Cunningham, TE
1960 - Lou Cordileone, T	

COACHES ALL-STAR GAME (Lubbock, Texas)

1968 - Harry Olszewski, OG	1972 - John McMakin, TE
1970 - Charlie Waters, DB	1976 - Don Testerman, RB

NORTH-SOUTH SHRINE GAME (Miami, Fla.)

1954 - Buck George, HB	1963 - Jack Aaron, T
1955 - B.C. Inabinet, T	- Billy Weaver, G
1961 - Calvin West, G	1968 - Jimmy Catoe, LB
- Ronnie Osborne, T	- John Cagle, T
- Tommy King, E	


CAN-AM GAME (Tampa, Fla.)

1978 - Ken Callicutt, TB	1979 - Jonathan Brooks, DE
--------------------------	----------------------------

OLYMPIA GOLD BOWL GAME (San Diego, Cal.)

1982 - Jeff Bryant, DT	1982 - Perry Tuttle, Flk
1982 - Jeff Davis, LB	

Note — All dates are calendar year the game was played in.
*Selected for game, but did not play.



Bennie Cunningham played in the Hula Bowl, the East-West Game, the Japan Bowl and the College All-Star Game after his senior year at Clemson (1975). He went on to win two Super Bowl Championship rings with the Pittsburgh Steelers.

Yearly Clemson Stats

RUSHING CONSISTENCY

Clemson has averaged over 200 yards per game and over four yards per rushing attempt in each of the last 10 seasons. The Tigers have thrown just 15 interceptions over the last 36 games.

Clemson History

Year	Games	Plays	Total Yds.	Yds. Per Game	Yds. Per Play	Rush Plays	Net Yds. Rush	Yds./Game Rush	Yds. Per Rush	Pass Attempts	Pass Comp.	Passing Yds.	Had Int.	Comp. %	Yds./Per Game	Punt Avg.	Punt Returns	Punt Ret./Yds.	KO Returns	KO Ret. Yds.	Interceptions	Int. Yds	First Downs	Pts./Game	Turnovers
1938	9	461	2151	239.0	4.7	396	1638	182.0	4.1	65	32	513	4	.492	57.0	38.0	41	584	15	321	9	111	94	16.2	10
1939	10	558	2820	282.0	5.1	480	2185	218.5	4.6	78	33	635	7	.423	63.5	41.0	43	271	12	230	14	116	113	16.5	26
1940	9	552	2391	265.7	4.3	448	1794	199.3	4.0	104	33	597	6	.317	66.3	37.0	43	372	11	155	19	209	108	20.2	8
1941	9	582	2977	330.8	5.1	439	2226	247.3	5.1	143	43	751	10	.301	83.4	40.5	52	560	20	428	12	150	111	25.9	23
1942	10	535	1876	187.6	3.5	399	1277	127.7	3.2	106	43	599	15	.410	59.9	37.3	43	296	17	307	12	149	95	10.0	29
1943	8	387	1456	182.0	3.8	306	1057	132.1	3.5	81	25	399	10	.309	49.9	36.4	28	237	16	289	12	70	60	11.8	23
1944	9	482	2070	230.0	4.3	394	1696	188.4	4.3	88	21	374	16	.239	41.6	38.6	36	256	33	648	14	102	105	18.3	26
1945	10	548	2600	260.0	4.7	453	2064	206.4	4.6	95	27	536	13	.284	53.6	36.0	53	466	23	429	19	235	104	21.1	30
1946	9	442	2046	255.8	4.6	309	995	124.4	3.2	133	62	1051	15	.466	131.4	36.2	22	137	57	488	12	121	90	15.6	24
1947	9	483	2673	297.0	5.5	330	1340	148.9	4.1	153	67	1333	19	.438	148.1	41.2	28	224	22	419	7	120	95	22.9	35
1948	11	646	3456	315.1	5.4	503	2456	223.2	4.9	143	53	1000	15	.371	90.9	42.7	37	634	16	341	21	234	140	24.9	39
1949	10	598	3124	312.4	5.2	418	2003	200.3	4.8	180	62	1121	13	.344	112.1	40.3	20	252	38	557	14	145	141	23.2	22
1950	10	630	3881	388.1	6.2	504	2648	264.8	5.3	126	53	1233	8	.420	137.0	36.7	24	307	21	305	17	169	139	32.9	19
1951	10	671	3319	331.9	4.9	487	2186	218.6	4.5	184	73	1133	15	.400	113.3	32.9	36	302	22	392	25	361	164	19.6	27
1952	9	552	2179	242.1	3.9	420	1595	177.2	3.8	132	45	584	19	.341	64.9	36.4	29	262	27	533	16	145	100	12.4	36
1953	9	568	2750	305.6	4.8	426	1792	199.1	4.2	142	60	958	15	.422	106.4	36.4	12	125	32	473	14	150	127	15.6	39
1954	10	616	2916	291.6	4.7	506	2081	208.1	4.1	110	44	835	11	.400	83.5	36.6	30	489	25	405	10	139	151	19.3	33
1955	10	600	3057	305.7	5.1	485	2200	220.0	4.5	115	44	857	13	.383	85.7	31.1	16	202	25	516	13	154	156	20.6	23
1956	11	629	2512	251.2	4.0	548	2166	216.6	4.0	81	25	346	7	.309	34.6	35.3	21	214	22	469	12	145	152	14.6	22
1957	10	646	3277	327.7	5.1	517	2232	223.2	4.3	130	57	1045	8	.439	104.5	33.2	22	214	19	350	7	135	170	21.6	24
1958	11	744	3344	304.0	4.5	604	2426	220.5	4.0	140	69	918	9	.493	83.5	32.0	40	450	29	570	8	61	178	15.4	23
1959	11	746	3300	300.0	4.4	581	2128	193.5	3.7	165	77	1168	10	.467	106.2	34.5	47	531	28	668	20	349	184	25.9	24
1960	10	724	3060	306.0	4.2	535	1944	194.4	3.6	189	81	1116	10	.429	111.6	36.2	34	374	27	467	11	161	176	19.7	23
1961	10	708	3075	307.5	4.3	499	1783	178.3	3.6	209	91	1292	14	.435	129.2	38.8	36	572	29	584	8	119	172	19.9	25
1962	10	695	2897	289.7	4.2	545	2054	205.4	3.8	150	63	843	16	.420	84.3	39.7	25	299	29	658	13	118	170	16.8	33
1963	10	741	3139	313.9	4.2	565	1959	195.9	3.5	176	72	1180	16	.409	118.0	30.1	38	407	32	652	8	58	166	18.1	42
1964	10	644	2245	224.5	3.5	493	1686	168.6	3.4	151	44	559	16	.291	55.9	36.5	32	261	28	570	19	145	128	10.5	32
1965	10	680	2789	278.9	4.1	472	1569	156.9	3.3	208	91	1220	15	.438	122.0	39.1	28	229	29	612	10	51	161	11.7	31
1966	10	614	3056	305.6	4.9	419	1520	152.0	3.6	195	105	1536	15	.538	153.6	38.9	35	281	37	852	12	123	150	17.4	30
1967	10	711	3121	312.1	4.4	483	1887	188.7	3.9	228	105	1234	13	.460	123.4	37.9	37	387	25	426	10	116	167	16.6	21
1968	10	722	3094	309.4	4.3	503	1803	180.3	3.6	219	98	1291	19	.447	129.1	36.7	30	302	30	702	17	94	156	18.4	37
1969	10	711	3157	315.7	4.4	430	1402	140.2	3.3	281	133	1755	24	.475	175.5	38.1	25	215	44	952	12	102	165	17.8	43
1970	11	760	2760	250.9	3.6	458	1201	109.2	2.6	302	145	1559	12	.480	141.7	36.8	27	403	57	1187	14	344	159	14.9	19
1971	11	746	2845	258.6	3.8	554	1582	143.8	3.8	192	82	1263	14	.427	114.8	36.7	24	254	32	656	19	176	158	14.1	30
1972	11	742	2928	266.2	3.9	590	2058	187.1	3.5	152	64	870	9	.421	79.1	38.4	32	194	41	763	15	74	160	13.0	26
1973	11	796	4009	364.5	5.0	591	2497	227.0	4.1	205	90	1512	10	.439	137.5	41.8	31	227	43	831	19	213	204	21.0	31
1974	11	749	3659	332.6	4.9	611	2543	231.2	4.2	138	62	1116	8	.449	101.5	39.5	27	185	37	744	13	132	196	22.4	29
1975	11	746	3722	338.4	5.0	538	1924	174.9	3.6	208	111	1798	9	.533	163.5	34.8	22	145	49	876	6	59	195	16.1	35
1976	11	750	3707	337.0	4.9	573	2462	223.8	4.3	177	87	1245	10	.492	113.2	38.2	16	88	34	547	9	24	206	15.6	34
1977	12	852	4075	339.6	4.8	639	2369	197.4	3.7	213	111	1706	8	.521	142.2	38.4	37	335	32	648	8	234	216	19.0	30
1978	12	946	5134	427.8	5.4	741	3469	289.1	4.7	205	111	1665	5	.541	138.8	39.4	23	288	25	486	24	327	273	30.7	21
1979	12	911	3901	325.1	4.3	725	2689	224.1	3.7	186	93	1212	10	.500	101.0	43.0	29	193	24	363	16	216	228	17.1	21
1980	11	813	3675	334.1	4.5	590	1993	181.2	3.4	223	109	1682	13	.488	152.8	37.7	28	175	32	502	12	175	203	19.7	36
1981	12	910	4698	391.5	5.2	705	2977	248.1	4.2	205	112	1721	10	.546	143.4	42.1	37	333	20	409	23	190	254	28.2	24
1982	11	796	3869	354.2	4.9	618	2604	236.7	4.2	178	98	1265	12	.551	115.0	39.9	24	160	17	312	21	261	210	26.3	24
1983	11	778	4219	383.5	5.4	588	2752	250.2	4.7	190	104	1467	11	.547	133.4	43.3	17	83	34	648	20	208	219	30.7	24
1984	11	768	4184	380.4	4.5	521	2326	211.5	4.5	247	137	1858	12	.555	168.9	44.0	32	206	27	522	16	114	221	31.5	27
1985	12	860	4283	356.9	5.0	603	2688	224.0	4.5	257	125	1595	10	.486	132.9	39.9	19	100	43	915	11	86	235	20.3	33
1986	12	917	4570	380.8	5.0	705	3245	270.4	4.6	212	104	1325	11	.491	110.4	38.5	36	313	39	977	16	180	242	24.7	24
1987	12	887	4542	378.5	5.1	661	2972	247.7	4.5	226	109	1570	12	.482	130.8	38.3	53	720	34	724	19	147	235	27.8	29
1988	12	874	4615	384.6	5.3	673	3241	270.1	4.8	201	85	1374	4	.423	114.5	41.1	41	269	27	538	15	171	241	28.5	13
1989	12	873	4561	380.1	5.2	678	2841	234.9	4.2	195	117	1720	6	.600	139.8	42.7	36	354	26	581	21	318	253	30.7	15
1990	12	882	4265	355.4	4.8	667	2956	246.3	4.4	215	107	1309	5	.505	109.1	43.7	52	422	29	627	16	181	225	27.7	17

Yearly Opponent Stats

STINGY DEFENSE

Clemson has lost only two games in each of the last five years. During the last five years opponents have failed to average over 120 yards per game on the ground in every season.

Clemson History

Year	Plays	Total Yds.	Yds. Per Game	Yds. Per Play	Rush Plays	Net Yds. Rush	Yds./Game Rush	Yds. Per Rush	Pass Attempts	Pass Comp.	Passing Yds.	Had Int.	Comp. %	Yds./Per Game	Punt Avg.	Punt Returns	Punt Ret./Yds.	KO Returns	KO Ret. Yds.	Interceptions	Int. Yds	First Downs	Pts./Game	Turnovers
1938	491	1742	193.6	3.5	386	1211	134.6	3.1	105	39	531	9	.371	33.0						4		84	6.2	17
1939	519	1575	157.5	3.0	410	1126	112.6	2.7	109	32	449	14	.294	44.9						7		80	4.5	26
1940	468	1652	183.6	3.5	339	1094	121.6	3.2	129	46	558	19	.357	62.0						6		92	8.3	27
1941	487	1886	209.6	3.9	334	904	100.4	2.7	153	74	982	12	.484	109.1						10		83	10.1	26
1942	597	2349	234.9	3.9	467	1625	162.5	3.5	130	49	724	12	.380	72.4						15		101	13.8	25
1943	462	2418	302.3	5.2	349	1582	197.8	4.5	113	54	836	12	.478	104.5						10		98	23.1	32
1944	519	2436	270.7	4.7	410	1797	199.7	4.4	109	40	639	14	.367	71.0						16		105	19.9	28
1945	533	1932	193.2	3.6	364	1105	110.5	3.0	169	60	827	19	.355	82.7						13		91	7.3	34
1946	489	2127	265.9	4.3	336	1164	145.5	3.5	153	62	963	12	.405	120.4						15		98	19.3	29
1947	544	2189	243.7	4.0	404	1223	135.9	3.0	140		966	7		107.3						19		104	16.2	23
1948		1949	177.2			1116			161	61	833	21	.379	75.7						15		99	6.9	31
1949	621	3169	316.9	5.1	460	2168	216.8	4.7	161	76	1001	14	.472	100.1						13		147	21.6	33
1950	570	2255	225.5	4.0	354	1365	136.5	3.9	216	83	890	17	.384	89.0	38.3	14	153			8	79	97	6.2	35
1951	618	2259	225.9	3.7	442	1383	138.3	3.1	176	61	876	13	.347	87.6	39.2	32	429			29		103	9.7	28
1952	620	2317	257.4	3.7	459	1436	159.6	3.1	161	62	881	16	.385	97.9	37.2	35	269	28	412	19	193	113	17.4	32
1953	518	2461	273.4	4.8	367	1478	164.2	4.0	151	54	983	14	.357	109.2	31.0	15	401	28	767	15	230	116	19.1	27
1954	528	1761	176.1	3.3	388	969	96.9	2.5	140	66	792	10	.471	79.2	35.5	19	161	41	748	11	218	96	12.1	23
1955	561	2478	247.8	4.4	427	1624	162.4	3.8	134	49	854	13	.370	85.4	34.3	8	142	33	709	13	85	138	14.4	28
1956	635	2448	244.8	3.9	511	1922	192.2	3.8	124	48	526	12	.388	52.6	33.6	19	122	27	506	7	44	133	7.4	30
1957	592	2159	215.9	3.6	463	1562	156.2	3.4	129	49	597	7	.379	59.7	33.3	6	63	40	808	8	62	111	7.8	15
1958	646	2673	243.0	4.1	454	1517	137.9	3.3	192	88	1156	8	.459	105.1	37.5	22	179	29	604	9	48	148	12.5	23
1959	603	2130	193.6	3.5	430	1174	106.7	2.7	189	80	956	8	.423	86.9	36.3	24	151			20		114	8.5	26
1960	573	2143	214.3	3.7	389	1143	114.3	2.9	184	94	1000	11	.510	100.0	34.1	19	165	37	766	10		116	12.4	17
1961	567	2340	234.0	4.1	399	1275	127.5	3.2	198	88	1265	8	.444	126.5	37.8	27	265	38	725	14	151	114	12.6	17
1962	577	2403	240.3	4.2	395	1213	121.3	3.0	182	91	1190	13	.500	119.0	37.3	27	296	36	776	16	266	127	13.0	22
1963	544	1847	184.7	3.4	344	931	93.1	2.7	200	79	916	8	.395	91.6	36.5	18	183	37	834	16	219	104	14.0	25
1964	641	2710	271.0	4.2	439	1605	160.5	3.4	202	87	1105	19	.431	110.5	32.3	30	317	28	531	16	229	141	13.5	34
1965	622	2515	251.5	4.0	448	1514	151.4	3.4	174	79	1001	10	.454	100.1	37.8	29	339	15	439	15	154	141	13.7	29
1966	681	3164	316.4	4.6	444	1753	175.3	3.9	237	117	1411	12	.494	141.1	39.6	27	229	33	694	15	158	169	17.7	21
1967	661	2577	257.7	3.9	455	1396	139.6	3.1	206	92	1181	9	.447	118.1	35.8	36	389	34	748	13	102	137	12.8	21
1968	748	3386	338.6	4.5	483	1319	131.9	2.8	285	143	2067	17	.502	206.7	37.3	28	331	39	811	19	183	174	17.9	34
1969	784	3579	357.9	4.6	542	1933	193.3	3.6	252	117	1646	12	.460	164.6	37.8	28	206	27	591	24	213	190	25.0	25
1970	838	4768	433.4	5.7	578	2781	252.8	4.9	260	148	1987	14	.569	180.6	38.3	42	381	32	596	12	118	228	28.5	31
1971	766	3352	304.7	4.4	534	2078	188.9	3.9	232	108	1282	19	.466	116.5	40.0	38	255	36	682	14	204	182	18.4	32
1972	773	3896	354.2	5.0	561	2433	221.2	4.3	212	104	1463	15	.490	133.0	38.1	29	310	31	633	10	196	198	22.3	29
1973	814	4072	370.2	5.0	624	2850	259.1	4.6	190	93	1222	19	.495	111.1	39.8	27	252	44	919	10	87	223	23.9	37
1974	789	3950	359.1	5.0	580	2586	235.1	4.5	209	102	1414	13	.488	128.5	39.2	27	280	40	781	8	82	211	22.7	28
1975	785	4434	403.1	5.6	648	3416	310.5	5.3	137	75	1017	6	.547	92.5	39.9	32	248	33	674	9	213	237	34.6	18
1976	809	4201	381.9	5.2	586	2586	235.1	4.4	223	115	1615	9	.515	146.8	38.8	25	192	22	346	10	73	226	21.5	26
1977	845	3582	298.5	4.2	603	2054	171.2	3.4	242	101	1528	21	.417	127.2	41.9	24	65	41	799	8	104	202	13.6	35
1978	775	3151	262.6	4.1	546	1843	153.6	3.4	229	112	1308	24	.489	109.0	40.1	27	91	61	1128	5	55	181	10.9	38
1979	759	2846	237.2	3.7	496	1354	112.8	2.7	263	119	1492	16	.452	124.3	40.3	44	260	29	596	10	108	151	9.7	24
1980	760	3338	303.4	4.4	493	1652	150.2	3.4	267	148	1686	11	.554	153.3	37.4	22	175	30	587	14	329	184	20.2	28
1981	810	3023	251.9	3.7	461	1169	97.4	2.5	349	164	1854	23	.470	154.5	40.3	15	127	36	659	10	87	201	8.8	41
1982	776	3557	323.4	4.6	400	1068	97.1	2.7	376	209	2489	20	.556	226.3	37.7	9	87	27	545	12	94	207	13.4	35
1983	804	4036	366.9	5.0	425	1588	144.4	3.7	379	214	2448	19	.565	222.5	38.6	20	148	20	396	11	94	244	18.2	38
1984	809	3853	350.2	4.8	506	1921	174.6	3.8	303	146	1932	16	.482	175.6	40.0	16	72	28	521	12	225	221	19.5	27
1985	887	4331	360.9	4.9	568	2167	180.6	3.8	319	180	2164	11	.564	180.3	38.2	24	190	25	561	9	70	248	18.5	28
1986	816	3687	307.3	4.5	394	1253	104.4	3.2	422	204	2434	16	.483	202.8	42.1	21	184	54	965	11	138	205	15.6	23
1987	755	2945	245.4	3.9	416	991	82.6	2.4	339	167	1954	19	.493	162.8	40.6	21	207	64	1291	12	89	164	14.7	28
1988	788	3329	277.4	4.2	444	1394	116.2	3.1	344	171	1935	15	.497	161.3	40.3	25	215	64	1237	4	2	208	13.1	34
1989	746	3184	265.3	4.2	367	1159	96.6	3.2	379	185	2025	21	.488	168.8	36.6	16	171	58	1390	6	16	179	11.5	38
1990	747	2630	219.2	3.5	402	848	70.9	2.1	345	167	1782	16	.484	194.5	37.5	34	323	51	1310	5	3	159	9.9	34

Hall of Fame

ALL-AROUND EPPLEY

Mike Eppley was the only addition to the Clemson Hall of Fame last year. He still holds the Clemson record in football for touchdown passes in a career, and still ranks seventh in Clemson basketball history in assists.

Clemson Sports Legends

Name	Sport(s)	Years In Sports	Year Inducted	Major Accomplishments
Rusty Adkins	Baseball	1965-67	1977	Clemson's only 3-time baseball All-American.
F.E. Armstrong	Football	1918-20	1978	3-year letterman, 3-time co-captain.
Stumpy Banks	Football	1915-19	1975	All-State 3 years, All-Southern 1919, 2-time Capt.
Tom Barton	Football	1949-52	1987	1952 All-American, South Carolina Hall of Fame.
George Bennett	IPTAY Director	1971-79	1989	IPTAY membership doubled during his tenure.
Joe Net Berry	Football	1934-36	1981	Honorable Mention All-American, Capt. of 1936 team.
*Joe Blalock	Football	1939-41	1973	Two-time All-American in football.
	Basketball	1940-41		
Bob Bradley	Sports Information	1955-89	1985	National Hall of Fame SID; CoSIDA Man of the Year, 1976.
Jim Brennan	Basketball	1961-64	1983	All-ACC (2nd team) for 2 years; 1962 All-ACC Tournament (unanimous).
Thomas Brown	Football, Basketball	1933-37	1987	All Southern Conf. basketball, football All-American
Clyde Browne	Baseball, Track			
	Soccer	1972-75	1984	Two-time All-American, only four-time Player-of-the-Year in ACC Soccer history.
Shad Bryant	Football	1937-39	1979	Clemson's all-time kick returner, All-Southern Conference in 1939.
Bob Burns	Tennis	1958-62	1988	All-ACC Tennis; played in US Open, 60-11 in singles
Charlie Bussey	Football	1954-56	1988	All-ACC; Academic All-American
Jerry Butler	Football	1975-78	1986	All-American football player.
Jackie Calvert	Track	1949-51	1977	All-America football safety in 1950.
	Football	1948-50		
Jack Chandler	Track, Basketball	1920-25	1984	Undefeated in 100-yard dash, starter on basketball team.
Dwight Clark	Football	1975-78	1988	NFL MVP 1982; All-Pro Twice.
Ty Cline	Baseball	1959-60	1978	All-American in 1960, .336 career average.
Roger Collins	Soccer	1969-70	1978	Two-time All-American in track, All-ACC in soccer.
	Track	1968-70		
*Fred Cone	Football	1948-50	1973	Clemson's first 2,000-yard rusher, 5th all-time leading scorer.
David Cooper	Tennis	1967-69	1983	3-time ACC champion.
Walter Cox	Football	1935-51	1984	Football player and assistant coach, former Vice President for Student Affairs, University President.
	Football Coach/ Baseball Coach			
Bennie Cunningham	Football	1973-75	1984	Two-time All-American, Frank Howard Award winner.
Jeff Davis	Football	1978-81	1989	All-American 1981, Captain of National Championship team.
Russell Dorn	Boxing	1937-38	1979	Two-time Southern Conference boxing champ.
John Dunkelberg	Track	1958-60	1976	6 letters, set two ACC track records.
Dr. R.C. Edwards	Football	1933	1984	Football Manager, University President (1959-79).
Mike Eppley	Football, Basketball	1980-84	1990	Football All-ACC 1984. One of two football-basketball starters in NCAA Division I in 1982-83, 1983-84.
R.H. Fike	President IPTAY	1934-54	1978	Founder of IPTAY.
Mac Folger	Football & Track	1934-36	1975	Led Clemson in rushing & scoring in 1936.
George Fritts	Football	1939-41	1977	3-year starter in football and track, All-South in football.
	Track	1940-42		
Steve Fuller	Football	1975-78	1985	ACC-Player-of-Year two consecutive years and also graduated with a 3.93 GPR. NCAA Top 5 Award.
Bobby Gage	Football	1945-48	1976	All-American in 1948.
Rusty Gerhardt	Baseball	1969-72	1982	All-American pitcher, second in career wins (34).
Mutt Gee	Football	1914-17	1975	All-State (1916-17), All Southern (1917).
Frank Gillespie	Baseball	1943, 47-49	1977	3-sport letterman, Southern Conference Athlete of the Year, President of Senior Class.
	Football	1946-48		
	Basketball	1946-49		
Buddy Gore	Football	1965-67	1986	ACC Player-of-the-Year
John Grdijan	Football	1955-57	1983	South Carolina Lineman of Year 1957, All-ACC.
Billy Hair	Football	1950-52	1983	Two-time All-Southern Conference.
R.G. Hamilton	Football	1896	1981	First Clemson football captain.
John Heisman	Football	1900-03	1981	Coached Clemson to first undefeated season and won 83 percent of his games.
Dick Hendley	Football	1946, 48-50	1984	Jacobs Blocking Trophy winner, lifetime
	Baseball	1949-51		
Doug Hoffman	Baseball	1957-59	1980	.331 hitter in baseball.
	Basketball	1956-59		
P.B. Holtzendorff, III	Swimming, Tennis	1938-41	1976	All-American, MVP of NCAA regional in baseball.
Fred Hoover	Trainer	1958-Present	1982	Tennis & Swimming captain in 1941, led Clemson to Southern Conference swim title in 1939.
*Frank Howard	Football Coach & AD	1931-74	1973	National Hall of Fame trainer.
Bob Hudson	Football	1947-50	1980	Coached Clemson to 6 bowls, 6 ACC titles and 165 wins.
	Track	1948-51		
				Four-year letterman in football & track.

Name	Sport(s)	Years In Sports	Year Inducted	Major Accomplishments
Billy Hudson	Football, Track	1954-56	1984	Honorable-mention football All-American, All-AFL.
Frank Jervy	Benefactor	1914-83	1975	Mr. Clemson, served athletic dept. in various advisory capacities. Athletic building named for him.
Bob Jones	Basketball	1927-30	1974	All-South Atlantic end as player, football, boxing & golf coach for 44 years.
	Football	1928-30		
	Football Coach	1931-69		
Barbara Kennedy	Women's Basketball	1978-82	1989	3-time All-American, ACC career scoring leader.
Doug Kingsmore	Baseball	1951-54	1985	.346 hitter; on All-ACC team & first ACC championship team.
Joe Landrum	Baseball	1946-47	1974	Clemson's first baseball All-American (1947).
Bull Lightsey	Football	1922, 24-25	1976	Two-time All-Southern Conference lineman.
William Lynn	Track	1931-34	1986	Southern Conference 100-yard champion.
Randy Mahaffey	Basketball	1964-67	1975	Three-time Academic All-ACC
Bill Mathis	Football	1957-59	1979	Started on 3 bowl teams, played 11 years pro football.
Ray Mathews	Baseball	1948-50	1978	Top 5 in Pittsburgh Steeler history in receiving, #6 scorer, #13 rusher in Clemson history.
	Football	1947-50		
John Maxwell	Football	1902-03	1974	Led Clemson to 10-2 record in two years.
*Banks McFadden	Track, Football & Basketball	1937-40	1973	Named Nation's Most Versatile Athlete in 1939-40. First two-sport All-American in Clemson history.
Herman McGee	Trainer	1934-80	1976	National Training Hall of Fame, served Clemson 46 years.
Carl McHugh	Swimming Coach	1947-76	1983	Head swimming coach, 28 years. Natatorium named in his honor.
Covington (Goat) McMillan	Football	1928-29	1985	Backfield and head freshman coach who helped develop four All-Americans.
	Football Coach	1937-64		
Dr. Lee Milford	Chairman Athletic Council, Physician	1930-54	1981	Chairman of Athletic Council for 25 years.
		1926-54		
Jess Neely	Football Coach & AD	1931-39	1979	Head Football Coach, took Clemson to first major bowl, 1940 Cotton Bowl.
Carter Newman	Track & Basketball	1924-27	1983	Led basketball team in scoring three years. State cross country champion 1924.
Rock Norman	Track Coach	1940-57	1974	Built foundation of track program as coach 17 years.
	Football and Basketball Coach	1941-46		Won 7 state track titles at Clemson.
*Billy O'Dell	Baseball	1952-54	1973	All-American in 1954 in baseball, MVP of Major League All-Star Game.
Harry Olszewski	Football	1965-67	1980	Consensus All-American in 1967/S. Carolina Hall of Fame.
Suzie Owens	Football	1919-20	1980	Captain of baseball, top offensive lineman in football.
	Baseball	1920-21		
Choppy Patterson	Basketball	1959-63	1981	First team All-ACC 1960, 2nd team (1961).
O.K. Pressley	Football	1926-28	1978	Captain of 1928 team, All-Southern Conference.
Carl Pulkinen	Boxing/Track	1946-49	1987	Southern Conference lightweight champ. Two-time state mile run champ.
Flint Rhem	Baseball	1920-23	1979	Pitched 12 seasons in major leagues, 20-game winner.
R.R. Ritchie	Administrator	1955-71	1980	Chairman of Athletic Council for 17 years.
Rick Robbins	Academics	1967-80	1982	13-year Academic Advisor.
Phil Rogers	Football	1965-67	1989	First Tiger receiver to go over 100 career receptions.
Tree Rollins	Basketball	1973-77	1987	All-American, Clemson's All-time leading rebounder, NBA veteran 14 years.
Wallace Roy	Track	1924-26	1977	Track All-American in 1925, Best Athlete in State in 1926.
	Football	1923-25		
	Basketball	1925-26		
William Schilleter	Football	1911-14	1973	Captain of 1914 team, 4-year letterman.
Bob Sharpe	Football	1938-40	1982	Team Captain, 1940.
Hoke Sloan	Tennis Coach	1930-59	1977	Built foundation of Clemson tennis, Charter member of IPTAY.
Bob Smith	Football/Baseball Coach	1950-69	1988	Coached Clemson to first ACC baseball title. Football line coach 19 years.
Glenn Smith	Football	1949-51	1982	All-Southern receiver in 1950 and 1951.
John Snee	Basketball	1948-52	1976	All-Southern, 1952, led team in scoring 3 years.
Hal Stowe	Baseball	1957-59	1979	All-NCAA regional (1958-59); All-College World Series (1959); had 14 of team's 22 wins in 1958.
Charlie Timmons	Football	1938-42	1985	Two-Time All-Southern Conference.
Strom Thurmond	Track	1921-23	1983	Member of Clemson State champion cross country team, 1922.
Charlie Waters	Football	1967-69	1981	Winner of Frank Howard Award (1970), played on two Super Bowl Champions with Dallas.
Joel Wells	Football	1954-56	1974	All-American running back in 1957.
Craig White	Baseball	1969-73	1988	ACC Player-of-Year, 1973; All-ACC 1971 and 1973.
Harvey White	Football	1957-59	1981	Academic All-American, 1957.
Susan Hill-Whitson	Women's Tennis	1977-80	1986	3-time All-American
Gene Willimon	IPTAY Sec./Football	1933-77	1986	Executive Director of IPTAY 27 Years
Don Willis	Football	1935-38	1988	All-Southern 1938
Charles Woods, Jr.	Football	1936-38	1975	All-South in 1937, All-State 1937 and 1938.
Windy Wyndham	Football	1948-50	1980	All-South in 1950.
Jimmy Wynn	Track	1962-64	1982	Four-time ACC Champion.
Bill Yarborough	Basketball	1952-57	1974	Clemson's first All-ACC player, 3rd ranked all-time scorer.
Vince Yockel	Basketball	1955-58	1982	First-team All-ACC.
Butch Zatezalo	Basketball	1966-70	1988	2nd Team All-ACC 3 years; set career scoring record.

*Charter Member

Yearly Record

WINNING FOOTBALL

Clemson has had a winning regular season for 14 straight years, an ACC record for consecutive winning seasons. The Tigers have won at least 75 per cent of their games eight of the last 10 years.

All-Time Captains

Year	Home W-L-T	Away W-L-T	Neutral W-L-T	Conf. W-L-T	Conf. Finish	Overall W-L-T	Overall Pct.	Scoring CU-Opp	Captain	Coach
1896	0-0-0	2-1-0	0-0-0	—	—	2-1-0	.667	36-18	R.G. Hamilton	W.M. Riggs
1897	0-0-0	2-2-0	0-0-0	—	—	2-2-0	.500	28-58	W.T. Brock	W.M. Williams
1898	1-0-0	1-1-0	1-0-0	—	—	3-1-0	.750	110-20	A.B. Shealy	J.A. Penton
1899	0-0-0	1-2-0	3-0-0	—	—	4-2-0	.667	109-50	J.N. Walker	W.M. Riggs
1900	1-0-0	3-0-0	2-0-0	—	—	6-0-0	1.000	222-10	J.N. Walker	John W. Heisman
1901	1-0-0	1-0-1	1-1-0	—	—	3-1-1	.700	190-38	Claude Douthit	John W. Heisman
1902	2-0-0	4-1-0	0-0-0	—	—	6-1-0	.857	152-22	Hope Sadler	John W. Heisman
1903	0-0-0	3-1-0	1-0-1	—	—	4-1-1	.750	167-22	Hope Sadler	John W. Heisman
1904	1-1-0	2-1-1	0-1-0	—	—	3-3-1	.500	50-45	Joe B. Holland	A.B. Shealy
1905	0-0-1	2-2-0	1-0-0	—	—	3-2-1	.583	81-63	O.L. Derrick	F.B. Cochems
1906	3-0-1	0-0-1	1-0-1	—	—	4-0-3	.786	38-4	Fritz Furtick	Bob Williams
1907	2-2-0	1-1-0	1-1-0	—	—	4-4-0	.500	67-45	J.M. McLaurin	Frank Shaughnessy
1908	1-1-0	0-3-0	0-2-0	—	—	1-6-0	.143	26-104	Stricker Coles	J. N. Stone
1909	2-0-0	2-3-0	2-0-0	—	—	6-3-0	.667	93-43	C.M. Robbs	Bob Williams
1910	1-1-0	3-2-0	0-0-1	—	—	4-3-1	.563	106-54	W.H. Hankel	Frank Dobson
1911	1-2-0	2-1-0	0-2-0	—	—	3-5-0	.375	71-108	Paul Bissell	Frank Dobson
1912	2-0-0	1-3-0	1-1-0	—	—	4-4-0	.500	177-123	W.B. Britt	Frank Dobson
1913	1-1-0	3-2-0	0-1-0	—	—	4-4-0	.500	112-98	A.P. Gandy	Bob Williams
1914	0-0-0	4-3-1	1-0-0	—	—	5-3-1	.611	168-123	W.A. Schilleter	Bob Williams
1915	0-0-1	2-1-1	0-3-0	—	—	2-4-2	.375	118-48	W.K. McGill	Bob Williams
1916	2-1-0	1-1-0	0-4-0	—	—	3-6-0	.333	81-147	S.S. Major	Wayne Hart
1917	0-1-0	4-0-0	2-1-0	—	—	6-2-0	.750	183-64	F.L. Witsell	E.A. Donahue
1918	3-1-0	1-1-0	1-0-0	—	—	5-2-0	.714	199-101	Stumpy Banks	E.A. Donahue
1919	4-0-0	1-2-2	1-0-0	—	—	6-2-2	.800	151-55	Stumpy Banks	E.A. Donahue
1920	3-1-1	0-5-0	1-0-0	—	—	4-6-1	.409	99-146	Boo Armstrong	E.A. Donahue
1921	1-1-0	0-5-1	0-0-1	0-3-0\$	—	1-6-2	.222	48-187	J.H. Spearman	E.J. "Doc" Stewart
1922	3-1-0	2-2-0	0-1-0	1-2-0	—	5-4-0	.556	170-109	E.H. Emanuel	E.J. "Doc" Stewart
1923	3-0-1	2-2-0	0-0-0	1-1-1	—	5-2-1	.688	91-65	Butch Holohan	Bud Saunders
1924	2-2-0	0-2-0	0-2-0	0-3-0	—	2-6-0	.250	80-96	Charlie Robinson	Bud Saunders
1925	0-3-0	1-4-0	0-0-0	0-4-0	—	1-7-0	.125	18-160	G.I. Finklea	Bud Saunders
1926	2-2-0	0-5-0	0-0-0	0-3-0	—	2-7-0	.222	20-169	B.C. Harvey	Bud Saunders
1927	3-0-1	2-3-0	0-0-0	2-1-0	—	5-3-1	.611	73-84	Bud Eskew	Cul Richards
1928	3-0-0	3-2-0	2-1-0	2-1-0	—	8-3-0	.800	192-77	Bob Williams	Josh Cody
1929	4-0-0	2-2-0	2-1-0	2-3-0	—	8-3-0	.727	236-110	O.K. Pressley	Josh Cody
1930	3-0-0	2-1-0	3-1-0	2-2-0	—	8-2-0	.800	239-82	O.D. Padgett	Josh Cody
1931	0-1-1	0-2-1	1-3-0	0-4-0	—	1-6-2	.250	19-164	Johnnie Justus	Josh Cody
1932	2-1-0	1-4-1	0-0-0	0-2-0	—	3-5-1	.389	89-111	A.D. Fordham	Jess Neely
1933	2-0-1	0-4-1	1-2-0	1-1-0	6th	3-6-2	.400	50-98	Bob Miller	Jess Neely
1934	2-0-0	2-4-0	1-0-0	2-1-0	5th	5-4-0	.556	89-85	John Heinemann	Jess Neely
1935	2-0-0	3-3-0	1-0-0	2-1-0	4th	6-3-0	.667	148-99	Henry Woodward	Jess Neely
1936	2-2-0	3-3-0	0-0-0	3-2-0	5th	5-5-0	.500	98-95	Henry Shore	Jess Neely
1937	2-0-0	2-4-1	0-0-0	2-0-1	3rd	4-4-1	.500	128-64	Net Berry	Jess Neely
1938	2-0-0	4-1-0	1-0-1	3-0-1	2nd	7-1-1	.833	145-56	H.D. Lewis	Jess Neely
1939	2-0-0	5-1-0	2-0-0	4-0-0	2nd	9-1-0	.900	165-45	Charlie Woods	Jess Neely
1940	2-0-0	3-2-1	1-0-0	4-0-0	1st	6-2-1	.722	182-73	Joe Payne	Jess Neely
1941	2-0-0	4-2-0	1-0-0	5-1-0	3rd	7-2-0	.778	233-90	Red Sharpe	Frank Howard
1942	2-1-0	1-4-1	0-1-0	2-3-1	9th	3-6-1	.350	100-138	Wade Padgett	Frank Howard
1943	0-2-0	1-2-0	1-2-0	2-3-0	7T	2-6-0	.250	94-185	Charlie Wright	Frank Howard
1944	2-0-0	1-5-0	1-0-0	3-1-0	3rd	4-5-0	.444	165-179	Ralph Jenkins	Frank Howard
1945	3-1-0	3-2-1	0-0-0	2-1-1	4th	6-3-1	.650	211-73	Ralph Jenkins	Frank Howard
1946	2-1-0	2-4-0	0-0-0	2-3-0	11th	4-5-0	.444	147-174	Chip Clark	Frank Howard
1947	2-1-0	2-4-0	0-0-0	1-3-0	12th	4-5-0	.444	206-146	Cary Cox	Frank Howard
1948	4-0-0	6-0-0	1-0-0	5-0-0	1st	11-0-0	1.000	274-76	Bob Martin	Frank Howard
1949	2-2-1	2-2-1	0-0-0	2-2-0	8th	4-4-2	.500	232-216	Phil Prince	Frank Howard
1950	4-0-0	5-0-1	0-0-0	3-0-1	2nd	9-0-1	.950	344-76	Gene Moore	Frank Howard
1951	4-0-0	3-2-0	0-1-0	3-1-0	4th	7-3-0	.700	196-97	Fred Cone	Frank Howard
1952	1-1-0	1-5-1	0-0-0	—	— ±	2-6-1	.278	112-157	Bob Patton	Frank Howard
1953	2-2-0	1-3-1	0-0-0	1-2-0&	6th	3-5-1	.389	139-172	George Rodgers	Frank Howard
1954	3-1-0	1-4-0	1-0-0	1-2-0	5th	5-5-0	.500	193-121	Dreher Gaskin	Frank Howard
1955	3-1-0	4-2-0	0-0-0	3-1-0	3rd	7-3-0	.700	206-144	Nathan Gressette	Frank Howard
1956	4-0-0	3-1-2	0-1-0	4-0-1	1st	7-2-2	.727	167-101	Clyde White	Frank Howard
									Buck George	
									Scott Jackson	
									Mark Kane	
									Don King	Frank Howard
									Charlie Bussey	Frank Howard

Clemson Football '91

Year	Home W-L-T	Away W-L-T	Neutral W-L-T	Conf. W-L-T	Conf. Finish	Overall W-L-T	Overall Pct.	Scoring CU-Opp	Captain	Coach
1957	3-1-0	4-2-0	0-0-0	4-3-0	3T	7-3-0	.700	216-78	John Grdijan Leon Kaltenback	Frank Howard
1958	4-0-0	4-2-0	0-1-0	5-1-0	1st	8-3-0	.727	169-138	Bill Thomas	Frank Howard
1959	3-1-0	5-1-0	1-0-0	6-1-0	1st	9-2-0	.818	285-103	Paul Snyder Harvey White	Frank Howard
1960	5-0-0	1-4-0	0-0-0	4-2-0	4th	6-4-0	.600	197-124	Lowndes Shingler Dave Lynn	Frank Howard
1961	3-2-0	2-3-0	0-0-0	3-3-0	3T	5-5-0	.500	199-126	Ron Andreo Calvin West	Frank Howard
1962	2-3-0	4-1-0	0-0-0	5-1-0	2nd	6-4-0	.600	168-130	Dave Hynes	Frank Howard
1963	2-1-1	3-3-0	0-0-0	5-2-0	3T	5-4-1	.550	181-140	Tracy Childers	Frank Howard
1964	2-2-0	1-5-0	0-0-0	2-4-0	7th	3-7-0	.300	105-135	Ted Bunton Johnny Boyette	Frank Howard
1965	4-1-0	1-4-0	0-0-0	4-3-0	3T	5-5-0	.500	117-137	Bill Hecht Floyd Rogers	Frank Howard
1966	4-0-0	2-4-0	0-0-0	6-1-0	1st	6-4-0	.600	174-177	Mike Facciolo	Frank Howard
1967	3-2-0	3-2-0	0-0-0	6-0-0	1st	6-4-0	.600	166-128	Jimmy Addison Frank Liberatore	Frank Howard
1968	2-2-0	2-3-1	0-0-0	4-1-1	2nd	4-5-1	.450	184-179	Billy Ammons Ronnie Ducworth Jimmy Catoe	Frank Howard
1969	2-2-0	2-4-0	0-0-0	3-3-0	3T	4-6-0	.400	178-250	Charlie Tolley Ivan Southerland	Frank Howard
1970	2-4-0	1-4-0	0-0-0	2-4-0	6T	3-8-0	.273	164-313	B.B. Elvington Jim Sursavage Ray Yaeger	Hootie Ingram
1971	2-3-0	1-3-0	2-0-0	4-2-0	2nd	5-6-0	.455	155-202	Larry Hefner John McMakin	Hootie Ingram
1972	3-2-0	1-5-0	0-0-0	2-4-0	5th	4-7-0	.364	143-245	Wade Hughes Buddy King Frank Wirth	Hootie Ingram
1973	3-3-0	2-3-0	0-0-0	4-2-0	3rd	5-6-0	.455	231-263	Mike Buckner Ken Pengitore	Red Parker
1974	6-0-0	1-4-0	0-0-0	4-2-0	2T	7-4-0	.637	246-250	Willie Anderson Mark Fellers Jim Ness	Red Parker
1975	1-4-0	1-5-0	0-0-0	2-3-0	5th	2-9-0	.182	177-381	Ken Peebles Bennie Cunningham Neal Jetton Dennis Smith Jimmy Williamson	Red Parker
1976	2-2-1	1-4-1	0-0-0	0-4-1	7th	3-6-2	.367	172-237	Malcolm Marler Mike O'Cain Randy Scott Joey Walters	Red Parker
1977	3-2-0	5-0-1	0-1-0	4-1-1	2nd	8-3-1	.708	228-163	Steve Fuller Randy Scott Steve Godfrey	Charley Pell
1978	6-0-0	4-1-0	1-0-0	6-0-0	1st	11-1-0	.917	368-131	Steve Fuller Randy Scott	Charley Pell Danny Ford
1979	4-2-0	4-1-0	0-1-0	4-2-0	2T	8-4-0	.727	205-116	Billy Lott Bubba Brown	Danny Ford
1980	4-2-0	2-3-0	0-0-0	2-4-0	4T	6-5-0	.545	217-222	Lee Nanney Willie Underwood	Danny Ford
1981	6-0-0	5-0-0	1-0-0	6-0-0	1st	12-0-0	1.000	338-105	Jeff Davis Perry Tuttle Lee Nanney	Danny Ford
1982	5-0-1	3-1-0	1-0-0	6-0-0	1st	9-1-1	.864	289-147	Terry Kinard Homer Jordan	Danny Ford
1983	6-0-1	3-1-0	0-0-0	—	— ±	9-1-1	.864	338-200	Terry Kinard James Farr	Danny Ford
1984	5-1-0	2-2-0	0-1-0	—	— ±	7-4-0	.636	346-215	William Perry Mike Eppey	Danny Ford
1985	3-3-0	3-2-0	0-1-0	4-3-0	3T	6-6-0	.500	244-222	Steve Reese Steve Berlin	Danny Ford
1986	3-1-1	4-1-0	1-0-1	5-1-1	1st	8-2-2	.750	296-187	Terence Mack Terrence Flagler	Danny Ford
1987	7-1-0	2-1-0	1-0-0	6-1-0	1st	10-2-0	.833	333-176	Michael Perry John Phillips	Danny Ford
1988	5-1-0	4-1-0	1-0-0	6-1-0	1st	10-2-0	.833	342-157	Donnell Woolford Rodney Williams	Danny Ford
1989	5-1-0	4-1-0	1-0-0	5-2-0	3rd	10-2-0	.833	368-138	Wesley McFadden Otis Moore	Danny Ford
1990	6-0-0	3-2-0	1-0-0	5-2-0	2T	10-2-0	.833	333-109	Stacy Fields Vance Hammond	Ken Hatfield
TOTALS	239-87-14	213-220-24	51-38-6	204-120-11		503-345-44	.589	16,004-11,807	132 Different Captains	22 Head Coaches

\$First Year of Southern Conference. Clemson's Southern Conference Record: 61-52-6 (.538) 2 Conference Championships

&First Year of Atlantic Coast Conference. Clemson's Record vs. ACC Opponents (Including 18 Games vs. South Carolina): 151-67-5 (.690)

11 ACC Championships. ± Clemson Ineligible for Conference Title

All-Time Starting Lineups

Clemson History

1896 (2-1 overall)

LE: J.H. Blain, Sr.
LT: J.D. White, Fr.
LG: L.L. Hendricks, So.
C: George Swygert, Jr.
RG: Shack Shealy, Fr.
RT: Jock Hanvey, Fr.
RE: Charlie Gentry, So.
QB: Jeff Maxwell, Jr.
LHB: F.G. Thompkins, Sr.
FB: A.M. Chritzberg, Sr.
RHB: R.G. Hamilton, Sr.

1897 (2-2 overall)

LE: Shack Shealy, So.
LT: Jock Hanvey, So.
LG: George Hanvey, Sr.
C: George Swygert, Sr.
RG: Norman Walker, Fr.
RT: L.L. Hendricks, Jr.
RE: Frank Sullivan, So.
QB: W.T. Brock, Sr.
LHB: Charlie Gentry, Jr.
FB: R.T. Vogel, Sr.
RHB: Jeff Maxwell, Sr.

1898 (3-1 overall)

LE: C.K. Chritzberg, Sr. (4)
LT: Claude Douthit, Fr. (4)
LG: G.A. Hanvey, Sr. (3)
C: A.J. Mathis, Sr. (4)
RG: Norman Walker, So. (3)
RT: Gus Lewis, Fr. (2)
RE: Shack Shealy, Jr. (4)
QB: A.F. Riggs, Jr. (4)
LHB: N.M. Hunter, Fr. (2)
FB: W.C. Forsythe, Fr. (4)
RHB: Frank Sullivan, Jr. (3)

1899 (4-2 overall)

LE: Gus Lewis, So. (4)
LT: Claude Douthit, So. (6)
LG: Joe Duckworth, Jr. (6)
C: E.S. Pegues, Sr. (3)

J.H. Kinsler, Sr. (3)
RG: A.P. George, Jr. (4)
RT: Norman Walker, Jr. (6)
RE: Buster Hunter, Fr. (6)
QB: A.F. Riggs, Sr. (3)
LHB: J.G. Kaigler, Jr. (6)
FB: W.C. Forsythe, So. (6)
RHB: Shack Shealy, Sr. (5)

1900 (6-0 overall)


LE: C.A. Bellow, Jr.
LT: Joe Duckworth, Sr.
LG: Jack Woodward, So.
C: J.H. Kinsler, Sr.
RG: A.P. George, Sr.
RT: Norman Walker, Sr.
RE: Jim Lynah, Jr.
QB: Gus Lewis, Jr.
LHB: W.C. Forsythe, Jr.
fb: Claude Douthit, Jr.
RHB: Buster Hunter, So.

1901 (3-1-1 overall)

LE: W.C. Forsythe, Sr. (5)
LT: E.J. DeCosta, Jr. (5)
LG: Joe Breedon, So. (5)
C: Harry Green, Jr. (4)
RG: Pee Wee Forsythe, So. (5)
RT: Bill Snead, Sr. (4)
TE: Jim Lynah, Sr. (4)
QB: Gus Lewis, Sr. (4)
LHB: Fred Pearman, Sr. (5)
FB: Claude Douthit, Sr. (4)
RHB: Buster Hunter, Jr. (3)

1902 (6-1 overall)

LE: Vet Sitton, Jr. (5)
LT: Bill Garrison, Sr. (5)
LG: Ben Kaigler, Sr. (6)
C: Harry Green, Sr. (7)
RG: Pee Wee Forsythe, Jr. (7)
RT: T.G. Barnwell, Jr. (7)
RE: Hope Saddler, Jr. (7)
QB: John Maxwell, Jr. (7)



John Heisman's final Clemson team (1903) outscored the opposition 167-22 and played in what amounted to Clemson's first bowl game.

LHB: J.W. Gantt, Jr. (4)
Bert Lawrence, Sr. (4)
FB: Jock Hanvey, Jr. (7)
RHB: Polly Pollitzer, Sr. (4)

1903 (4-1-1 overall)

LE: Vet Sitton, Sr. (5)
LT: H.L. Cogburn, Fr. (6)
LG: O.L. Derrick, Fr. (6)
C: Bill Garrison, Sr. (5)
RT: Max McCown, So. (4)
RG: Pee Wee Forsythe, Sr. (6)
RE: Hope Saddler, Sr. (6)
QB: John Maxwell, Sr. (5)
RHB: Fritz Furtick, Fr. (5)
FB: Jock Hanvey, Sr. (6)
LHB: Smith Woods, Jr. (6)

1904 (3-3-1 overall)

LE: Mike Webb, 148, Sr. (6)
LT: O.L. Derrick, 195, So. (7)
LG: Mac McLaurin, 190, Fr. (6)
C: Gus Keasler, 190, Fr. (7)
RG: R.F. Gooding, 200, Sr. (6)
RT: Warren Cloudy, Fr. (4)
RE: Tommie Williams, 148, Jr. (6)
QB: Rick McIver, 150, Jr. (7)
LHB: Gil Ellison, 163, Jr. (6)
FB: Joe Holland, 160, So. (7)
RHB: Fritz Furtick, 170, So. (7)

1905 (3-2-1 overall)

LE: Powell Lykes, 180, Jr. (5)
LT: O.L. Derrick, 195, Jr. (3)
LG: R.T. Gaston, 195, Fr. (4)
C: Gus Keasler, 190, So. (5)
RG: Chunk Summers, 195, Sr. (5)
RT: Mac McLaurin, 190, So. (5)
RE: W.A. Gantt, 175, Fr. (4)
QB: Rick McIver, 165, Sr. (5)
LHB: Gil Ellison, 163, Sr. (3)
FB: Laury Dickson, 185, Sr. (5)
RHB: Fritz Furtick, 170, Jr. (4)

1906 (4-0-3 overall)

LE: Powell Lykes, Sr. (6)
LT: R.T. Gaston, So. (6)
LG: Rastus Keel, Sr. (6)
C: W.C. Clark, So. (4)
RG: Bert Carter, Sr. (4)
RT: Mac McLaurin, Jr. (6)
RE: Stick Coles, Jr. (5)
QB: Doc McFadden, Fr. (6)
LHB: Banks Allen, So. (5)
FB: O.L. Derrick, Sr. (6)
RHB: Fritz Furtick, Sr. (5)

1907 (4-4 overall)

LE: Doc McFadden, So. (6)
LT: R.T. Gaston, Jr. (6)
LG: F. Fleming, Jr. (4)
C: W.C. Clark, Jr. (6)
RG: Toots Britt, So. (4)
RT: Mac McLaurin, Sr. (6)
RE: Stick Coles, Jr. (5)
QB: Bun Lee, Sr. (6)
LHB: Banks Allen, Jr. (5)
FB: F.P. Caughman, Sr. (5)
RHB: Tuck Turner, Sr. (4)

1908 (1-6 overall)


LE: T.E. Horton, So. (5)
LT: F.V. Gilmer, So. (7)
LG: F. Fleming, Sr. (7)
C: Boots Cochran, Fr. (7)
RT: Olan Hydrick, Jr. (6)
RG: W.F. Odom, Sr. (6)
RE: W.P. White, Jr. (7)
QB: Stick Coles, Sr. (4)
LHB: Doc McFadden, Jr. (7)
FB: C.M. Robbs, Jr. (5)
RHB: C.F. Lokey, So. (7)

1909 (6-3 overall)

LE: Harry Woodward, Jr. (6)
LT: Olan Hydrick, Sr. (7)
LG: J.T. Cochran, So. (8)



Clemson's first team in 1896 had a winning season with a 2-1 mark. The team was formed just eight years after the school was founded.



Goat McMillan is shown above running against South Carolina in the 1929 match between the two schools. The Tigers won that game 21-14. McMillan stayed on with the Tigers as an Assistant Coach after his playing career ended.

C: Frank Gilmer, Jr. (9)
RG: Sam Ezell, Jr. (8)
RT: S.L. Britt, Jr. (4)
RE: Cap Hankle, Jr. (7)
QB: Bill Connelly, Jr. (7)
RHB: W.P. White, Sr. (9)
FB: C.M. Robbs, Sr. (9)
LHB: R.H. Walker, Jr. (6)

1910 (4-3-1 overall)

LE: Harry Woodward, Sr. (8)
LT: J. Martin, Sr. (8)
LG: S.L. Britt, Sr. (7)
C: Frank Gilmer, Sr. (8)
RG: Sam Ezell, Sr. (8)
RT: W.B. Britt, So. (5)
RE: Cap Hankle, Sr. (8)
QB: Bill Connelly, Sr. (8)
RHB: Paul Bissell, Jr. (8)
FB: Joe Bates, Jr. (8)
LHB: John Kangeter, So. (8)

1911 (3-5 overall)

LE: Alex Lewis, So. (6)
LT: Hop Gandy, So. (7)
LG: Shorty Schilletter, Fr. (8)
C: C.J. Hayden, Sr. (8)
RG: Tom Perry, Sr. (8)
RT: Ben Britt, Jr. (8)
RE: Bill Perry, Sr. (7)
QB: Paul Bissell, Sr. (8)
LHB: John Kangeter, Jr. (8)
FB: Tanny Webb, Fr. (6)
RHB: Marion Coles, So. (5)

1912 (4-4 overall)

LE: Alex Lewis, 135, Jr. (5)
LT: Hop Gandy, 175, Jr. (7)
LG: Shorty Schilletter, 200, So. (7)
C: Jules Carson, 205, Jr. (5)
RG: A.C. Turbeville, 185, Sr. (7)
RT: Ben Britt, 180, Sr. (5)
RE: C.F. Gee, 160, So. (4)
RH: Marion Coles, 138, Sr. (6)
LHB: Buck Pressley, 160, Jr. (5)
FB: Tanny Webb, 170, So. (6)
QB: Jimmie James, 150, So. (7)

1913 (4-4 overall)

LE: Skeet Browne, 160, Sr. (4)
LT: W.H. Bristol, 185, Jr. (6)
LG: Hop Gandy, 175, Sr. (6)
C: Jules Carson, 180, Sr. (8)
RG: H.L. Parker, Sr. (7)
RT: Shorty Schilletter, 200, Jr. (8)
RE: J.W. Stribling, 185, So. (5)
LHB: Johnny Logen, Jr. (8)
QB: Jimmie James, Jr. (8)
FB: Tanny Webb, 170, Jr. (8)
RHB: J.P. Jeter, So. (5)

1914 (5-3-1 overall)

LE: C.F. Gee, 160, Sr. (6)
LT: W.K. Magill, 175, Jr. (9)
LG: E.L. Randle, 185, Jr. (6)
C: Tom Brandon, 167, So. (6)
RG: Mule Littlejohn, 185, Jr. (6)
RT: Shorty Schilletter, 200, Sr. (9)
RE: A.C. Jones, 158, Sr. (4)
LHB: Jimmie James, 150, Sr. (8)
QB: Red McMillan, 132, Jr. (9)
FB: Tanny Webb, 170, Sr. (9)
RHB: Dopey Major, 150, So. (8)

1915 (2-4-2 overall)

LE: Sarg Poole, 168, Jr. (8)
LT: W.K. Magill, 170, Sr. (8)
LG: H.L. Suggs, 187, Sr. (8)

C: E.L. Randle, 185, Sr. (8)
RG: L.B. Cannon, 172, Sr. (6)
RT: Mule Littlejohn, 185, Sr. (8)
Re: Duck Harmon, 158, Jr. (8)
LHB: Mac McConnell, 156, Sr. (6)
QB: L.G. Hardin, Sr. (2)
FB: Dopey Major, 150, Jr. (7)
RHB: Bill Harris, 160, Jr. (7)

1916 (3-6 overall)

LE: E.M. Wiehl, 160, Sr. (7)
LG: Sarg Poole, 170, Sr. (7)
C: Mutt Gee, 168, Jr. (7)
RG: Duck Harmon, 152, Sr. (7)
T: W.L. Hart, 195, So. (7)
T: Bill Matthews, 195, Sr. (6)
RE: H.W. Brown, 148, So. (7)
LHB: Stumpy Banks, 132, Fr. (5)
QB: F.L. Witsell, 138, Jr. (9)

1917 (6-2 overall)

LE: L.P. Thackston, So. (8)
LT: R.C. Potts, So. (8)
LG: G.G. Gilmer, Fr. (8)
C: Mutt Gee, Sr. (8)
RG: Yen Lightsey, Fr. (7)
RT: W.L. Hart, Jr. (4)
W.M. Cannon, Jr. (4)
RE: L.R. Kay, So. (5)
LHB: Stumpy Banks, So. (8)
QB: E.L. Witsell, Sr. (7)
FB: Boo Armstrong, Fr. (6)
RHB: J.H. Bartlet, So. (7)

1918 (5-2 overall)

LE: J.R. Schenk, So. (4)
LT: Yen Lightsey, So. (6)
LG: Cat Randle, So. (4)
C: F.M. Padgett, So. (6)
RG: T.M. McCown, Sr. (6)
RT: L.O. Hammett, Fr. (4)
RE: R.E. Thornton, So. (5)
LHB: T.J. Reames, Sr. (3)
QB: W.L. Frew, Jr. (6)
FB: Switzer Allison, So. (6)
RHB: Boo Armstrong, So. (5)

1919 (6-2-2 overall)

LE: J.R. Schenk, Jr. (6)
LT: R.C. Potts, Sr. (10)
LG: G.G. Gilmer, So. (6)
C: Red Gettys, So. (6)
RG: L.M. Lightsey, Jr. (9)
RT: J.C. Owens, Jr. (6)
Re: L.R. Kay, Sr. (8)
LHB: L.D. Harris, Sr. (10)
QB: Stumpy Banks, Sr. (10)
FB: Switzer Allison, Jr. (6)
RHB: Boo Armstrong, Jr. (10)

1920 (4-6-1 overall)

LE: L.B. Heffner, Sr. (4)
J.L. Langston, Sr. (4)
LT: Yen Lightsey, Sr. (9)
LG: G.G. Gilmer, Jr. (11)
C: Red Gettys, Jr. (10)
RG: Cat Randle, Sr. (6)
RT: George Cann, Jr. (6)
RE: John Spearman, Jr. (11)
LHB: Pinky Colbert, Jr. (8)
QB: Belton O'Neal, Jr. (9)
FB: Switzer Allison, Sr. (10)
RHB: Boo Armstrong, Sr. (11)

1921 (1-6-2 overall)

LE: G.G. Gilmer, Sr. (8)
LT: George Cann, Sr. (7)
LG: M.E. Jackson, Fr. (3)
M.G. Stockum, Sr. (3)
C: Red Gettys, Sr. (6)
RG: Tom Bailes, Sr. (7)
RT: Red Wilson, Fr. (3)
A.B. Tennant, Fr. (3)
RE: John Spearman, Sr. (8)
LHB: F.M. Zeigler (4)
QB: E.H. Emanuel, Jr. (4)
FB: Rusty Wilhite, Sr. (9)
RHB: Pinky Colbert, Sr. (7)

1922 (5-4 overall)

LE: H.B. Webb, So. (7)
LT: Bull Lightsey, Fr. (9)
LG: Dutch Tennant, So. (9)

C: Speck Harvey, Sr. (9)
RG: Stonewall Jackson, So. (8)
RT: J.A. Shockley, So. (6)
RE: Bull Wray, Sr. (8)
LHB: F.M. Zeigler, Sr. (7)
QB: Rhett Turnipseed, Jr. (5)
FB: R.F. Holohan, So. (4)
RHB: Pat Harmon, So. (8)

1923 (5-2-1 overall)

LE: Gary Finklea, Jr. (6)
LT: Frank Strother, Sr. (6)
LG: Dutch Tennant, Jr. (6)
C: J.B. Wertz, Sr. (7)
RG: Stonewall Jackson, Jr. (7)
RT: Butch Holohan, Jr. (7)
RE: C.C. Garrison, Sr. (7)
LHB: Charles Robinson, Jr. (6)
QB: E.G. Dotterer, Jr. (5)
FB: W. Bratton Williams, Jr. (7)
RHB: Pat Harmon, Jr. (6)

1924 (2-6 overall)

LE: Gary Finklea, Sr. (8)
LT: Red Wilson, Sr. (5)
LG: Dutch Tennant, Sr. (7)
C: Bull Lightsey, Jr. (5)
RG: Stonewall Jackson, Sr. (7)
RT: Kitt Hayne, Jr. (5)
RE: Wally Roy, Jr. (5)
LHB: Charlie Robinson, Sr. (6)
QB: Jonnie Walker, Jr. (4)
FB: W. Bratton Williams, Sr. (8)
RHB: Pat Harmon, Sr. (8)

1925 (1-7 overall)

LE: Jack Fewell, 165, Sr. (7)
LT: Frog Palmer, 186, Sr. (7)
LG: Kit Hane, 185, Sr. (5)
C: H.J. Bowles, 175, Sr. (8)
RG: B.C. Harvey, 196, So. (3)
J.M. Fleming, 200, Sr. (3)
RT: Wally Roy, 184, Sr. (5)
RE: G.I. Finklea, 176, Sr. (6)
LHB: Red Price, 155, Sr. (5)
QB: Tick Hendee, 135, Jr. (6)



The 1930 Clemson team had an 8-2 record and completed a three-year stretch streak of at least eight wins, the first streak of its kind in Clemson history.

FB: Jonnie Walker, 160, Sr. (6)
RHB: W.N. Martin, 166, So. (3)

1926 (2-7 overall)

LE: J.H. Talley, 185, So. (5)
LT: Guy Davis, 180, So. (5)
C: O.K. Pressley, 185, So. (6)
LG: Ed Wall, 180, So. (6)
RG: W.N. Martin, 180, Jr. (5)
RT: P.B. Austin, 187, Sr. (6)
RE: Hop Cuttino, 140, Jr. (6)
LHB: E.W. Sexton, 170, So. (3)
QB: Bud Eskew, 175, Jr. (6)
FB: W.W. Bankhead, 175, Jr. (3)
RHB: Bob Midkiff, 160, Jr. (6)

1927 (5-3-1 overall)

LE: H.W. Asbill, 155, So. (6)
LT: Joe Robinson, 198, Sr. (7)
LG: Guy Davis, 180, Jr. (8)
C: O.K. Pressley, 185, Jr. (8)
RG: H.C. Snowden, 180, Jr. (5)
RT: Ed Hall, 230, Jr. (8)
RE: J.C. Hair, 175, Sr. (7)
WB: O.D. Padgett, 165, So. (5)
TB: Lew Pitts, 160, So. (7)
FB: Bob McCarley, 165, So. (9)
BB: A.D. Mouledous, 162, Sr. (9)

1928 (8-3 overall)

LE: Bob Jones, 180, So. (5)
RT: Dick Magill, 185, Jr. (7)
RG: Ike Davis, 180, Sr. (7)
C: O.K. Pressley, 185, Sr. (11)
LT: Bob Swofford, 211, Jr. (11)
RHB: L.G. Hardin, Sr. (2)
FB: Dopey Major, 150, Sr. (7)
LG: Ed Hall, 230, Sr. (10)
RE: Foggy Woodruff, 178, So. (7)
RB: Johnnie Justus, 155, So. (5)
TB: Lew Pitts, 160, Jr. (8)
FB: Bob McCarley, 170, Jr. (6)
BB: O.D. Padgett, 170, Jr. (8)

1929 (8-3 overall)

LE: Foggy Woodruff, 178, Jr. (10)
LT: Bob Swofford, 216, Sr. (10)
LG: Reuben Siegel, 200, So. (6)
C: L.M. Gresham, 180, So. (8)

RG: Bill Gunnells, 190, Sr. (10)
RT: J.W. Collins, 195, Jr. (9)
RE: Bob Jones, 180, Jr. (10)
RB: Johnnie Justus, 155, Jr. (9)
TB: Goat McMillan, 150, Sr. (10)
FB: Bob McCarley, 170, Sr. (7)
BB: O.D. Padgett, 170, Sr. (10)

1930 (8-2 overall)

LE: Bob Jones, 180, Sr. (9)
LT: Mule Yarbrough, 175, Sr. (9)
LG: W.H. Seigle, 158, So. (7)
C: Red Fordham, 170, Jr. (9)
RG: R.V. Fleming, 184, Jr. (7)
RT: J.N. Davis, 215, Jr. (8)
RE: Foggy Woodruff, 178, Sr. (9)
WB: Johnnie Justus, 155, Sr. (5)
TB: Maxcey Welch, 170, Jr. (9)
FB: L.C. Harvin, 178, Jr. (8)
BB: Grady D. Salley, 165, Jr. (8)

1931 (1-6-2 overall)

LE: R.V. Fleming, 194, Sr. (8)
LT: F.J. Sharpe, 203, Sr. (5)
LG: J.C. Heineman, 160, Sr. (8)
C: Red Fordham, 185, Sr. (9)
RG: L.K. Proctor, 187, Jr. (8)
RT: J.N. Davis, 215, Jr. (6)
RE: Johnson Craig, 175, Jr. (6)
WB: J.M. Lambert, 158, So. (5)
TB: F.H. Hook, 163, Jr. (7)
FB: Charlie Moss, 174, Jr. (4)
BB: A.U. Priester, 173, Sr. (4)

1932 (3-5-1 overall)

LE: E.R. Patterson, 175, Sr. (9)
LT: W.C. Dozier, 190, Jr. (9)
LG: J.C. Heineman, 180, Jr. (9)
C: Ben Kirk Connell, 175, So. (7)
RG: J.N. Davis, 208, Sr. (5)
RT: Johnson Craig, 190, Sr. (7)
RE: J.R. Werts, 174, Sr. (8)
WB: Fred W. Hook, 170, Sr. (9)
TB: Gene Willimon, 162, Jr. (7)
FB: Bob Miller, 168, Sr. (8)
BB: Alex A. Stevens, 175, Sr. (6)

1933 (3-6-2 overall)

LE: Stan Fellers, 172, Jr. (10)
LT: T.I. Brown, 204, So. (6)
LG: J.C. Heinemann, 193, Sr. (8)
C: A.G. Yarbrough, 190, Jr. (7)
RG: C.J. Inabinet, 186, So. (8)
RT: W.C. Dozier, 195, Sr. (10)
RE: Catfish Watson, 167, So. (5)
WB: Alex Stevens, 182, Jr. (7)
TB: Gene Willimon, 165, Sr. (8)
FB: Henry McCown, 186, So. (9)
BB: Joe Cathcart, 160, Jr. (4)

1934 (5-4 overall)

LE: Stan Fellers, 192, Sr. (9)
LG: Henry Shore, 172, Jr. (6)
C: A.G. Yarbrough, 193, Sr. (8)
RG: C.J. Inabinet, 180, Jr. (8)
T: Manuel Black, 198, So. (9)
T: T.I. Brown, 176, Jr. (9)
RE: R.R. Kissan, 175, Jr. (5)
TB: Randy Hinson, 170, Jr. (9)
FB: Henry McCown, 188, Jr. (6)
BB: Bill Dillard, 162, Jr. (5)
WB: Alex Stevens, 185, Sr. (6)

1935 (6-3 overall)

LE: Don Shufford, 170, Jr. (9)
LG: Bill Croxton, 198, Sr. (5)
C: Henry Shore, 175, Sr. (8)
RG: C.J. Inabinet, 195, Sr. (9)
T: Manuel Black, 200, Jr. (9)
T: T.I. Brown, 205, Sr. (9)
RE: Sam McConnell, 190, So. (6)
TB: Net Berry, 167, Jr. (8)
FB: Tate Horton, 170, Sr. (9)
BB: Mac Folger, 180, Jr. (9)
WB: H.R. Lee, 175, Jr. (8)

1936 (5-5 overall)

LE: Don Shufford, 176, Sr. (6)
LG: Drag Payne, 175, Jr. (5)
C: H.D. Lewis, 185, Sr. (7)
RG: Bill Bryant, 203, Jr. (8)
LT: Manuel Black, 200, Sr. (4)
Curtis Pennington, 194, So. (4)
RT: Fred Wyse, 190, Jr. (7)
RE: Sam McConnell, 190, Jr. (9)
TB: Net Berry, 168, Sr. (5)
HB: Al Sanders, 170, Jr. (9)
BB: Don Willis, 200, So. (5)
FB: Mac Folger, 180, Sr. (10)

1937 (4-4-1 overall)

LE: Tom McConnell, 180, Sr. (8)
LG: Bill Bryant, 205, Sr. (7)
C: Charlie Woods, 175, Jr. (6)
RG: Oliver Payne, 175, Sr. (7)
T: Fred Wyse, 190, Sr. (8)
T: Curtis Pennington, 206, Jr. (7)
RE: Gus Goins, 190, Jr. (5)
TB: Bob Bailey, 170, Jr. (6)
FB: Al Sanders, 170, Sr. (8)
BB: Ben Pearson, 165, Jr. (7)
WB: Don Willis, 195, Jr. (8)

1938 (7-1-1 overall, 3-0-1 in SC)

RE: Gus Goins, 190, Sr. (8)
RG: Tom Moorer, 198, Jr. (8)
C: Charlie Woods, 180, Sr. (8)
LG: Joe Payne, 176, Jr. (8)
T: H.E. Miller, 202, Sr. (8)
T: Curtis Pennington, 200, Sr. (8)
LE: Wister Jackson, 190, Jr. (5)
TB: Banks McFadden, 178, Jr. (6)



FB: Don Willis, 190, Sr. (8)
 BB: Ben Pearson, 170, Sr. (7)
 WB: Shad Bryant, 160, Jr. (6)

1939 (9-1 overall, 4-0 in SC) Cotton Bowl Champions

LE: Joe Blalock, 185, So. (9)
 LT: Tom Moorer, 195, Sr. (10)
 C: Bob Sharpe, 180, Jr. (9)
 RG: Walter Cox, 180, Sr. (7)
 T: Bill Hall, 195, Jr. (9)
 T: George Fritts, 190, So. (8)
 RE: Carl Black, 185, Sr. (10)
 TB: Banks McFadden, 175, Sr. (8)
 FB: Charlie Timmons, 185, So. (8)
 BB: Joe Payne, 180, Sr. (10)
 WB: Shad Bryant, 168, Sr. (9)

1940 (6-2-1 overall, 4-0 in SC) Southern Conference Champs

LE: Joe Blalock, 180, Jr. (8)
 LG: Wade Padgett, 195, Jr. (9)
 C: Red Sharpe, 180, Sr. (9)
 RG: J.F. Deitz, 190, Sr. (8)
 T: Bill Hall, 210, Sr. (6)
 T: George Fritts, 190, Jr. (9)
 RE: H.W. Webb, 173, Sr. (6)
 TB: Chippy Maness, 180, Sr. (9)
 FB: Charlie Timmons, 195, Jr. (9)
 BB: Hawk Craig, 180, So. (4)
 WB: George Floyd, 170, Sr. (8)

1941 (7-2 overall, 5-1 in SC)

LE: Joe Blalock, 178, Sr. (9)
 LG: Wade Padgett, 190, Sr. (8)
 C: Charles Wright, 179, Jr. (8)
 RG: Tom Wright, 208, Sr. (8)
 T: Bull Cagle, 212, Jr. (6)
 T: George Fritts, 195, Sr. (9)
 RE: Harold Pierce, 181, Jr. (5)
 TB: Booty Payne, 186, Jr. (8)
 FB: Charlie Timmons, 204, Sr. (9)
 BB: Hawk Craig, 182, Jr. (7)
 WB: Harry Franklin, 165, So. (6)

1942 (3-6-1 overall, 2-3-1 in SC)


LE: Chip Clark, 168, Fr. (9)
 LG: Dave Osteen, 182, Jr. (4)
 C: Charles Wright, 180, Sr. (10)
 RG: Bill Hunter, 170, Sr. (6)
 T: Harold Pierce, 184, Sr. (6)
 T: Bull Cagle, 212, Sr. (10)
 RE: Red Stacey, 180, So. (9)
 TB: Butch Butler, 175, Fr. (10)
 FB: Fred McCown, 170, Fr. (6)
 BB: Hawk Craig, 182, Sr. (10)
 WB: Harry Franklin, 168, Jr. (8)

1943 (2-6 overall, 2-3 in SC)

LE: John Russell, 170, So. (7)
 LG: C.A. Trayham, 183, So. (4)
 E.T. Salisbury, 187, Fr. (4)
 C: Ralph Jenkins, 195, Fr. (8)
 RG: Donald Simpson, 185, Fr. (8)
 T: Pitts Seay, 195, Fr. (4)
 T: Chick Gainer, 180, Fr. (8)
 RE: Eddis Freeman, 150, Fr. (4)
 Henry Chappell, 170, Fr. (4)
 TB: Butch Butler, 175, So. (3)
 FB: Billy Rodgers, 160, Fr. (8)
 BB: Billy Rutledge, 150, Fr. (7)
 WB: Jim Whitmire, 180, Fr. (8)

1944 (4-5 overall, 3-1 in SC)

LE: Eddis Freeman, 150, So. (7)
 LG: F.M. Richardson, 165, Jr. (6)
 C: Ralph Jenkins, 195, So. (9)



Clemson's 1948 team had a perfect 11-0 record and won the Southern Conference. The club started only four seniors.

RG: Tom Salisbury, 187, Fr. (9)
 T: Harvey Phillips, 210, So. (9)
 T: Phil Prince, 190, Fr. (7)
 RE: Arthur Hagan, 190, Fr. (9)
 TB: Sid Tinsley, 168, Jr. (6)
 FB: Billy Rodgers, 175, So. (8)
 BB: Alton Cumbie, 195, So. (8)
 WB: Billy Poe, 170, So. (8)

1945 (6-3-1 overall, 2-1-1 in SC)

LE: Chip Clark, 168, Jr. (8)
 LG: Jim Sultis, 185, Fr. (8)
 C: Ralph Jenkins, Jr., 195 (10)
 RG: Marion Woods, 210, So. (8)
 T: Bob Turner, 210, So. (7)
 T: Mavis Cagle, 175, So. (10)
 RE: Eddis Freeman, 150, Jr. (8)
 TB: Butch Butler, 173, Sr. (5)
 FB: Jim Reynolds, 180, Fr. (6)
 BB: Alton Cumbie, 195, Jr. (7)
 WB: Billy Poe, 170, Jr. (10)

1946 (4-5 overall, 2-3 in SC)

LE: Chip Clark, 168, Sr. (5)
 LG: W.H. Hunter, 180, Jr. (5)
 C: Ralph Jenkins, 195, Sr. (4)
 Cary Cox, 200, So. (4)
 RG: Frank Gillespie, 193, So. (8)
 T: Bo Saunders, 215, So. (4)
 T: Bill Smith, 225, Sr. (7)
 RE: Hank Walker, 185, Jr. (5)
 TB: Bobby Gage, 165, So. (4)
 FB: Dewey Quinn, 180, Sr. (6)
 BB: Bob Martin, 175, So. (5)
 WB: Gerald Leverman, 204, Sr. (4)

1947 (4-5 overall, 1-3 in SC)

LE: Hank Walker, 185, Sr. (9)
 LT: Phil Prince, 195, Jr. (9)
 LG: Ray M. Clanton, 200 So. (8)
 C: Cary Cox, 200, Jr. (6)
 RG: Frank Gillespie, 193, Jr. (9)
 RT: Chick Gainer, 205, Jr. (6)
 RE: Oscar Thompson, 165, Fr. (8)
 TB: Bobby Gage, 165, Jr. (9)
 FB: John R. Miller, 165, Jr. (5)
 BB: John M. Moorer, 180, Sr. (8)
 WB: R. N. Williams, 155, So. (5)

1948 (11-0 overall, 5-0 in SC) Southern Conference Champs Gator Bowl Champions

LE: John Poulos, 198, Jr. (11)
 LG: Ray Clanton, 195, Jr. (9)
 C: Gene Moore, 185, Jr. (11)
 RG: Frank Gillespie, 195, Sr. (11)
 T: Tom Salisbury, 210, Jr. (11)
 T: Phil Prince, 195, Sr. (11)
 RE: Oscar Thompson, 165, So. (11)
 TB: Bobby Gage, 165, Sr. (10)
 FB: Fred Cone, 195, So. (11)
 BB: Bob Martin, 175, Sr. (11)
 WB: Ray Mathews, 170, So. (10)

1949 (4-4-2 overall, 2-2 in SC)

LE: John Poulos, 200, Sr. (9)
 LG: Jack Cox, 195, Jr. (10)
 C: Gene Moore, 198, Sr. (10)
 RG: Pete Manos, 190, So. (3)
 T: Luke Deanhardt, 230, Sr. (8)
 T: Bob Hudson, 230, Jr. (10)
 RE: Glenn Smith, 180, So. (10)
 TB: Jackie Calvert, 190, Jr. (7)
 FB: Fred Cone, 190, Jr. (10)
 BB: Dick Hendley, 185, Jr. (7)
 TB: Ray Mathews, 180, Jr. (10)

1950 (9-0-1 overall, 3-0-1 in SC) Orange Bowl Champions Offense

LE: Bob Hudson, 200, Sr. (10)
 LG: Pete Manos, 190, So. (9)
 C: Jack Brunson, 190, Jr. (10)
 RG: Dan DiMucci, 190, Jr. (10)
 T: Dick Gillespie, 217, Jr. (6)
 T: Jack Mooneyman, 210, Fr. (6)
 RE: Glenn Smith, 180, Jr. (9)
 RB: Billy Hair, 170, So. (9)
 FB: Fred Cone, 165, Sr. (8)
 BB: Dick Hendley, 185, Sr. (8)
 WB: Ray Mathews, 180, Sr. (7)
 PK: Charles Radcliffe, 5-10, So., (10)

Defense

LE: Jim Calvert, 6-1, Jr.
 LT: Bob Patton, 220, Jr.
 LG: Sterling Smith, 205, Sr.
 RG: Barclay Crawford, 190, So.
 RT: Billy Grigsby, 190, Jr.
 RE: Dreher Gaskins, 197, Fr.
 LB: Wyndie Wyndham, 190, Jr.
 LB: Don Wade, 180, So.
 CB: Fred Knoebel, 170, So.

S: Pete Cook, 155, So.
RH: Gil Rushton, 180, Sr.

**1951 (7-3 overall, 3-1 in SC)
Offense**

LE: Glenn Smith, 182, Sr. (7)
LG: Pete Manos, 190, Jr. (7)
C: Joe Bryant, 200, Jr. (8)
RG: Dan DiMucci, 192, Sr. (8)
T: Jack Mooneyham, 208, Sr. (8)
T: Gary Byrd, 204, Jr. (6)
RE: Otis Kempson, 178, So. (6)
TB: Billy Hair, 170, Jr. (8)
FB: Jim Shirley, 211, Jr. (4)
Larry Gressette, 190, So. (4)
BB: George Rodgers, 185, Jr. (7)
WB: Buck George, 170, Fr. (6)
PK: Charles Radcliffe, 5-10, Jr. (8)

Defense

LE: George Withers, 173, So.
LT: Bob Patton, 220, Sr.
LG: Tom Barton, 195, Jr.
RG: Barclay Crawford, 190, Jr.
RT: Earl Wrightenberry, 212, So.
RE: Frank Gentry, 170, Jr.
LH: Fred Knoebel, 170, Jr.
LB: Jimmy Quarles, 188, Jr.
LB: Don Wade, 175, Jr.
RH: Archie Baker, 150, Jr.
S: Pete Cook, 155, Jr.

**1952 (2-6-1 Overall)
Offense**

LE: Otis Kempson, 190, Jr. (8)
LG: George Rodgers, 195, Sr. (4)
LG: Charlie Wyatt, 200, Jr. (4)
C: Joe Bryant, 200, Sr. (8)
RG: J.C. Hudson, 200, Sr. (8)
T: Clyde White, 230, So. (7)
T: Gary Byrd, 190, Sr. (4)
RE: Scott Jackson, 185, So. (6)
TB: Billy Hair, 170, Sr. (5)
FB: Red Whitten, 190, So. (6)
BB: George Rodgers, 185, Sr. (7)
WB: Buck George, 170, So. (7)
PK: Charles Radcliffe, 170, Sr. (9)

Defense

LE: Frank Gentry, 185, Sr.
LT: Nathan Gressette, 220, So.
LG: Tom Barton, 216, Sr.
RG: Barclay Crawford, 205, Sr.
RT: E. Wrightenberry, 212, Jr.
RE: George Withers, 193, Jr.
LB: Jimmy Quarles, 190, Sr.
LB: Don Wade, 175, Sr.
LH: Jimmy Wells, 194, Jr.
RH: Fred Knoebel, 185, Sr.
S: Pete Cook, 165, Sr.

1953 (3-5-1 overall, 1-2 in ACC)

E: Dreher Gaskins, 6-4, 225, Sr. (10)
T: Clyde White, 6-3, 230, Jr. (9)
G: Mark Kane, 5-11, 205, Jr. (4)
C: Bill McLellan, 5-11, 205, Jr. (6)
G: Ormond Wild, 6-0, 195, So. (7)
T: Nathan Gressette, 6-2, 220, Jr. (10)
E: Scott Jackson, 6-2, 185, Jr. (8)
QB: Don King, 5-11, 170, So. (9)
B: Jimmy Wells, 6-2, 180, Sr. (7)
B: Billy O'Dell, 5-10, 190, So. (5)
FB: Red Whitten, 5-10, 190, Jr. (5)
P: Don King, 5-11, 170, So. (4)
PK: Pooley Hubert, 6-0, 170, Sr. (4)

1954 (5-5 overall, 1-2 in ACC)

E: Walt Laraway, 6-0, 180, Jr. (8)

T: Clyde White, 6-2, 210, Sr. (10)
G: Mark Kane, 5-11, 205, Sr. (8)
C: Wingo Avery, 6-0, 200, Jr. (9)
G: Dick DeSimone, 5-11, 190, So. (10)
T: Tommy Mattos, 6-3, 220, Sr. (10)
E: Scott Jackson, 6-1, 185, Sr. (10)
QB: Don King, 5-10, 165, Jr. (8)
B: Joel Wells, 6-0, 185, So. (7)
B: Joe E. Pagliei, 6-0, 185, So. (7)
FB: Billy O'Dell, 5-10, 200, Jr. (8)
P: Joe E. Pagliei, 6-0, 185, So. (8)
PK: Bob Paredes, 5-8, 180, Sr. (8)

1955 (7-3 overall, 3-1 in ACC)

E: Walt Laraway, 6-0, 180, Sr. (7)
T: Dick Marazza, 6-4, 218, Jr. (10)
G: Earle Greene, 6-0, 200, Jr. (6)
C: Wingo Avery, 6-0, 210, Sr. (9)
G: John Grijan, 5-11, 200, So. (10)
T: B. C. Inabinet, 6-6, 240, Sr. (8)
E: Willie Smith, 6-0, 195, Jr. (6)
QB: Don King, 5-10, 165, Sr. (7)
B: Joel Wells, 6-0, 195, Jr. (10)
B: Joe E. Pagliei, 6-0, 200, Sr. (10)
FB: Billy O'Dell, 5-10, 195, Sr. (10)
P: Joe E. Pagliei, 6-0, 200, Sr. (5)
PK: Charlie Bussey, 6-0, 162, Jr. (7)

1956 (7-2-2 overall, 4-0-1 in ACC)

E: Dalton Rivers, 6-3, 200, Sr. (11)
T: Dick Marazza, 6-4, 218, Sr. (9)
G: Earle H. Greene, 6-0, 200, Sr. (8)
C: Donnie L. Bunton, 6-0, 190, Jr. (10)
G: John Grijan, 5-11, 200, Jr. (7)
T: Bill Hudson, 6-5, 225, Sr. (11)
E: Willie H. Smith, 6-0, 195, Sr. (11)
QB: Charlie Bussey, 6-0, 162, Sr. (11)
B: Joel Wells, 6-0, 195, Sr. (11)
B: Jim H. Coleman, 6-0, 170, Sr. (10)
FB: Rudy Hayes, 6-0, 215, So. (9)
P: Charlie Bussey, 6-0, 162, Sr. (10)
PK: Charlie Bussey, 6-0, 162, Sr. (11)

1957 (7-3 overall, 4-3 in ACC)

E: Ray Masneri, 6-2, 180, Jr. (10)
T: Jim Padgett, 6-2, 230, Jr. (10)
G: Jim Payne, 6-1, 211, Jr. (8)
C: Donnie Bunton, 6-0, 190, Sr. (9)
G: John Grijan, 5-11, 200, Sr. (8)
T: Harold Olson, 6-2, 235, So. (10)
E: Bill Few, 6-0, 170, Sr. (10)
QB: Bill Barbary, 6-3, 195, Sr. (7)
B: George Usry, 5-10, 175, So. (8)
B: Charlie Horne, 5-9, 170, Jr. (6)
FB: Rudy Hayes, 6-0, 210, Jr. (7)
P: Charlie Horne, 5-9, 170, Jr. (7)
PK: Harvey White, 6-2, 200, So. (10)

**1958 (8-3 overall, 5-0 in ACC)
ACC Champions**

E: Ray Masneri, 6-2, 195, Sr. (9)
T: Jim Padgett, 6-2, 230, Sr. (11)
G: Jim Payne, 6-1, 220, Sr. (8)
C: Bill Thomas, 6-0, 217, Sr. (10)
G: Dave Olson, 6-2, 215, So. (7)
T: Lou Cordileone, 6-0, 240, Jr. (11)
E: Wyatt Cox, 6-4, 195, Sr. (6)
QB: Harvey White, 6-2, 200, Jr. (11)
B: George Usry, 5-10, 175, Jr. (11)
B: Charlie Horne, 5-9, 180, Sr. (8)
FB: Rudy Hayes, 6-0, 210, Sr. (6)
P: Bill Mathis, 6-1, 200, Jr. (4)
PK: Lowndes Shingler, 6-1, 195, So. (5)

**1959 (9-2 overall, 6-1 in ACC)
ACC Champions**

Bluebonnet Bowl Champions

E: Sam Anderson, 6-1, 185, Jr. (11)
T: Lou Cordileone, 6-0, 245, Sr. (11)
G: Sam Crout, 5-11, 200, Jr. (9)
C: Paul Snyder, 6-0, 210, Sr. (10)
G: Dave Lynn, 6-0, 205, Jr. (11)
T: Harold Olson, 6-3, 240, Sr. (11)
E: Gary Barnes, 6-4, 185, So. (11)
QB: Harvey White, 6-2, 205, Sr. (11)
B: Bill Mathis, 6-1, 200, Sr. (11)
B: George Usry, 5-10, 180, Sr. (11)
FB: Doug Cline, 6-2, 205, Sr. (11)
P: Bill Mathis, 6-1, 200, Sr. (4)
PK: Harvey White, 6-2, 205, Sr. (4)

1960 (6-4 overall, 4-2 in ACC)

E: Ed Bost, 6-1, 190, Jr. (6)
T: Jimmy King, 6-3, 250, Jr. (10)
G: Calvin West, 6-1, 195, Jr. (8)
C: Ron Andreo, 6-0, 198, Jr. (9)
G: Dave Lynn, 6-0, 202, Sr. (9)
T: Ronnie Osborne, 6-4, 279, Jr. (8)
E: Gary Barnes, 6-4, 190, Jr. (8)
QB: Lowndes Shingler, 6-1, 195, Sr. (10)
B: Mack Matthews, 5-10, 178, So. (6)
B: Harry Pavilack, 6-1, 197, Jr. (7)
FB: Ron Scudato, 6-0, 194, Jr. (8)
P: Eddie Werntz, 6-0, 192, So. (10)
PK: Lon Armstrong, 6-0, 199, Jr. (10)

1961 (5-5 overall, 3-3 in ACC)

E: Coleman Glaze, 6-0, 195, Jr. (10)
T: Ronnie Osborne, 6-4, 270, Sr. (10)
G: Calvin West, 6-1, 194, Sr. (10)
C: Jack Veronee, 6-2, 205, Sr. (10)
G: Lon Armstrong, 6-0, 199, Sr. (10)
T: Dave Hynes, 6-1, 218, Jr. (10)
E: Bob Poole, 6-4, 205, So. (8)
QB: Joe Anderson, 6-3, 201, Jr. (10)
B: Wendall Black, 6-0, 198, Sr. (10)
B: Gary Barnes, 6-4, 190, Sr. (9)
B: Ron Scudato, 6-0, 200, Sr. (10)
P: Eddie Werntz, 6-0, 192, Jr. (10)
PK: Lon Armstrong, 6-0, 199, Sr. (10)

1962 (6-4 overall, 5-1 in ACC)

E: Coleman Glaze, 6-0, 202, Sr. (10)
T: Dave Hynes, 6-1, 231, Sr. (10)
G: Jack Aaron, 6-0, 217, Jr. (9)
C: Ted Bunton, 6-0, 201, So. (10)
G: Walter Cox, 6-0, 198, Jr. (10)
T: Don Chuy, 6-1, 249, Sr. (10)
E: Bob Poole, 6-4, 205, Jr. (5)
Oscar Thorsland, 6-4, 219, Sr. (5)
QB: Joe Anderson, 6-3, 204, Sr. (8)
HB: Hal Davis, 5-11, 184, So. (7)
B: Mack Matthews, 5-10, 195, Jr. (7)
FB: Jimmy Howard, 5-09, 180, Jr. (4)
Charles Dumas, 6-2, 218, So. (4)
P: Eddie Werntz, 6-0, 192, Sr. (10)
PK: Rodney Rogers, 6-3, 184, Jr. (10)

1963 (5-4-1 overall, 5-2 in ACC)

E: Lou Fogle, 6-3, 220, Sr. (10)
T: Vic Aliffi, 6-1, 240, Jr. (10)
G: Tracy Childers, 5-11, 205, Sr. (6)
C: Ted Bunton, 6-0, 204, Jr. (10)
G: Billy Weaver, 6-2, 202, Sr. (10)
T: Jack Aaron, 6-0, 234, Sr. (10)
E: Bob Poole, 6-4, 216, Sr. (7)
QB: Jim Parker, 6-1, 195, Sr. (9)
FLK: Billy Ward, 5-11, 176, Jr. (8)
RB: Mack Matthews, 5-10, 202, Sr. (8)
FB: Pat Crain, 6-2, 216, Jr. (10)
P: Hugh Mauldin, 5-9, 189, So. (9)
PK: Frank Pearce, 6-1, 217, So. (10)

1964 (3-7 overall, 2-4 in ACC)

E: Wayne Bell, 6-2, 188, So. (10)
 T: Johnny Boyette, 6-3, 238, Jr. (10)
 G: Joe Blackwell, 6-1, 207, Sr. (9)
 C: Ted Bunton, 6-0, 215, Sr. (10)
 G: Richard Cooper, 6-0, 200, Sr. (10)
 T: Butch Robbins, 6-2, 221, Jr. (7)
 E: Hoss Hostetler, 6-1, 192, So. (5)
 QB: Jimmy Bell, 6-0, 177, Sr. (9)
 B: Hal Davis, 5-11, 194, Sr. (6)
 B: Pat Crain, 6-2, 221, Sr. (10)
 FLK: Billy Ward, 5-11, 181, Sr. (10)
 P: Don Barfield, 6-1, 202, So. (10)
 PK: Frank Pearce, 6-1, 217, Jr. (10)

**1965 (5-5 overall, 4-3 in ACC)
 ACC Co-Champions**

Offense

TE: Edgar McGee, 6-4, 203, So. (10)
 OT: Johnny Boyette, 6-3, 231, Sr. (10)
 OG: Harry Olszewski, 6-0, 232, So. (10)
 C: Randy Smith, 6-2, 210, Jr. (10)
 OG: Mike Facciolo, 6-2, 220, Jr. (10)
 OT: Wayne Mass, 6-4, 239, So. (10)
 SE: Wayne Bell, 6-2, 202, Jr. (10)
 QB: Thomas Ray, 5-10, 177, Sr. (10)
 RB: Hugh Mauldin, 5-9, 189, Sr. (10)
 RB: Phil Rogers, 6-3, 175, So. (10)
 FB: Bo Ruffner, 6-3, 220, So. (9)
 PK: Frank Pearce, 6-1, 217, Sr. (10)

Defense

DE: Butch Sursavage, 6-3, 212, So. (10)
 DT: Floyd Rogers, 6-4, 243, Jr. (6)
 MG: Ricky Johnson, 6-3, 216, Sr. (9)
 DT: Mac McElmurray, 5-11, 212, Jr. (10)
 DE: Joey Branton, 6-4, 210, So. (10)
 LB: Joe Waldrep, 6-2, 213, Jr. (10)
 LB: Bill Hecht, 6-0, 205, Sr. (10)
 DB: Wayne Page, 6-2, 194, Jr. (10)
 DB: Kit Jackson, 6-2, 181, So. (7)
 DB: Phil Marion, 5-9, 187, Jr. (10)
 DB: Jacky Jackson, 6-2, 183, So. (6)
 P: Don Barfield, 6-1, 202, Jr. (10)

**1966 (6-4 overall, 6-1 in ACC)
 ACC Champions**

Offense

TE: Edgar McGee, 6-4, 207, Jr. (10)
 OT: Larry Keys, 6-0, 230, Jr. (10)
 OG: Harry Olszewski, 6-0, 234, Jr. (10)
 C: Wayne Mulligan, 6-3, 204, So. (6)
 OG: Mike Facciolo, 6-2, 222, Sr. (10)
 OT: Wayne Mass, 6-4, 239, Jr. (10)
 SE: Wayne Bell, 6-2, 209, Sr. (10)
 QB: Jimmy Addison, 6-0, 163, Jr. (10)
 FB: Jay Cooper, 5-11, 194, Sr. (6)
 TB: Buddy Gore, 6-0, 187, So. (7)
 FLK: Phil Rogers, 6-3, 179, Jr. (10)
 PK: Don Barfield, 6-1, 202, Sr. (8)

Defense

DE: Butch Sursavage, 6-3, 212, Jr. (9)
 DT: Floyd Rogers, 6-4, 230, Sr. (10)
 MG: Mac McElmurray, 5-11, 212, Sr. (7)
 DT: Wilson Childers, 6-0, 230, Jr. (7)
 DE: Joey Branton, 6-4, 216, Jr. (10)
 LB: Billy Ware, 6-0, 220, So. (10)
 LB: Jimmy Catoe, 6-1, 205, So. (10)
 DB: Wayne Page, 6-2, 194, Sr. (10)
 DB: Arthur Craig, 6-1, 202, Jr. (9)
 DB: Phil Marion, 5-9, 187, Sr. (9)
 DB: Lee Rayburn, 6-0, 180, So. (6)
 P: Don Barfield, 6-1, 202, Sr. (10)

**1967 (6-4 overall, 6-0 in ACC)
 ACC Champion**

Offense

TE: Edgar McGee, 6-4, 213, Sr. (6)
 OT: Larry Keys, 6-0, 213, Sr. (10)
 OG: Harry Olszewski, 5-11, 237, Sr. (10)
 C: Wayne Mulligan, 6-2, 206, Jr. (10)
 OG: Gary Arthur, 5-11, 220, Jr. (10)
 OT: Wayne Mass, 6-4, 245, Sr. (10)
 SE: Jimmy Abrams, 6-2, 195, Sr. (10)
 QB: Jimmy Addison, 6-0, 154, Sr. (10)
 FB: Bo Ruffner, 6-3, 230, Sr. (4)
 TB: Buddy Gore, 6-1, 190, Jr. (10)
 FLK: Freddy Kelley, 5-9, 168, Sr. (6)
 PK: Steedley Candler, 6-2, 181, Jr. (6)

Defense

DE: Butch Sursavage, 6-2, 220, Sr. (5)
 DT: Joey Branton, 6-3, 220, Sr. (5)
 DT: Mike Locklair, 6-0, 218, Jr. (10)
 MG: Randy Harvey, 5-11, 219, So. (6)
 DT: John Cagle, 6-2, 244, Jr. (10)
 DE: Ronnie Ducworth, 6-0, 211, Jr. (10)
 LB: Jimmy Catoe, 6-2, 201, Jr. (10)
 LB: Billy Ware, 6-1, 203, Jr. (10)
 DB: Richie Luzzi, 5-8, 183, Jr. (10)
 DB: Frank Liberatore, 5-11, 195, Sr. (10)
 DB: Kit Jackson, 6-2, 179, Sr. (5)
 DB: Lee Rayburn, 6-2, 179, Sr. (8)
 P: Sammy Cain, 6-0, 180, So. (10)

1968 (4-5-1 overall, 4-1-1 in ACC)

Offense

TE: Jim Sursavage, 6-3, 212, So. (10)
 OT: Richard Garick, 6-2, 225, Sr. (10)
 OG: Grady Burgner, 6-6, 211, Jr. (10)
 C: Wayne Mulligan, 6-3, 230, Sr. (10)
 OG: Gary Arthur, 5-11, 229, Sr. (10)
 OT: Joe Lhotsky, 6-3, 209, Sr. (10)
 SE: Jack Anderson, 6-2, 198, So. (10)
 QB: Billy Ammons, 6-1, 167, Sr. (7)
 TB: Buddy Gore, 6-1, 184, Sr. (10)
 FB: Benny Michael, 5-11, 203, Sr. (6)
 FLK: Charlie Waters, 6-2, 189, Jr. (7)
 PK: Jimmy Barnette, 6-0, 180, Sr. (8)

Defense

DE: Ivan Southerland, 6-4, 250, Jr. (10)
 DT: Mike Locklair, 5-11, 225, Sr. (10)
 MG: B. B. Elvinton, 6-3, 218, So. (8)
 DT: John Cagle, 6-3, 251, Sr. (10)
 DE: Ronnie Ducworth, 6-1, 216, Sr. (10)
 LB: Jimmy Catoe, 6-1, 205, Sr. (9)
 LB: Billy Ware, 6-1, 207, Sr. (10)
 DB: Richie Luzzi, 5-8, 190, Sr. (9)
 DB: Chuck Werner, 6-3, 184, Jr. (7)
 DB: Gary Compton, 6-0, 182, So. (10)
 DB: Lee Rayburn, 6-2, 180, Sr. (9)
 P: Sammy Cain, 6-0, 189, Jr. (8)

1969 (4-6 overall, 3-3 in ACC)

Offense

TE: John McMakin, 6-3, 205, So. (8)
 OT: Jim Dorn, 6-3, 226, So. (10)
 OG: Grady Burgner, 6-5, 230, Sr. (10)
 C: Dave Thompson, 6-4, 265, Jr. (10)
 OG: Jack King, 6-2, 240, Sr. (10)
 OT: Steve Lewter, 6-4, 241, So. (8)
 SE: Jim Sursavage, 6-3, 210, Jr. (10)
 QB: Tommy Kendrick, 6-0, 174, So. (9)
 FB: Rick Medlin, 6-3, 230, Sr. (7)
 TB: Ray Auger, 5-10, 195, Jr. (10)
 FLK: Charlie Waters, 6-1, 193, Sr. (9)
 PK: Jimmy Barnette, 6-0, 180, Jr. (11)

Defense

DE: Ivan Southerland, 6-3, 243, Sr. (9)
 DT: Ronnie Kitchens, 6-4, 264, Sr. (10)
 MG: B. B. Elvinton, 6-2, 216, Jr. (10)
 DT: Waldo Watts, 6-5, 246, So. (6)
 DE: George Ducworth, 6-1, 210, Jr. (5)
 DE: Charlie Mayer, 6-0, 210, So. (5)
 LB: Larry Hefner, 6-2, 220, So. (10)
 LB: Bill Depew, 6-2, 200, Jr. (10)
 DB: Dale Henry, 6-1, 184, So. (10)
 DB: Bob Craig, 6-2, 195, Sr. (9)
 DB: Sonny Cassady, 6-4, 193, Jr. (10)
 DB: Don Kelley, 6-0, 173, So. (8)
 P: Sammy Cain, 6-0, 189, Sr. (8)

1970 (3-8 overall, 2-4 in ACC)

Offense

TE: John McMakin, 6-3, 196, Jr. (11)
 OT: Jim Dorn, 6-3, 208, Jr. (6)
 OG: Buddy King, 6-0, 210, So. (11)
 C: Dave Farnham, 6-1, 214, Jr. (11)
 OG: Dave Thompson, 6-4, 263, Sr. (11)
 OT: Force Chamberlain, 6-0, 210, So. (6)
 SE: Brad O'Neal, 6-1, 176, Sr. (6)
 QB: Tommy Kendrick, 6-1, 167, Jr. (10)
 FB: Dick Bukowsky, 6-3, 208, Jr. (7)
 TB: Ray Auger, 5-10, 191, Sr. (9)
 FLK: Bobby Johnson, 6-0, 173, So. (11)
 PK: Eddie Seigler, 6-0, 173, So. (10)

Defense

DE: Wayne Baker, 6-3, 190, Jr. (11)
 DT: Ralph Daniel, 6-1, 222, Jr. (6)
 MG: Larry Hefner, 6-3, 208, Jr. (11)
 DT: B. B. Elvinton, 6-3, 211, Sr. (11)
 DE: Charlie Mayer, 6-0, 210, Jr. (6)
 LB: Jim Sursavage, 6-3, 210, Sr. (11)
 LB: Ben Watson, 6-0, 192, Jr. (5)
 DB: Don Kelley, 6-1, 174, Jr. (11)
 DB: Jeff Siepe, 6-1, 173, So. (11)
 DB: Rick Eyler, 5-11, 182, Jr. (8)
 DB: Ben Anderson, 6-0, 168, So. (11)
 P: Jack Anderson, 6-1, 200, Sr. (11)


1971 (5-6 overall, 4-2 in ACC)

Offense

SE: Gordy Bengel, 6-2, 204, So. (11)
 OT: Jim Dorn, 6-3, 232, Sr. (9)
 OG: Buddy King, 6-0, 223, Jr. (11)
 C: Dave Farnham, 6-1, 224, Sr. (11)
 OG: Steve Lewter, 6-4, 238, Sr. (8)
 OT: Force Chamberlain, 6-0, 233, Jr. (11)
 TE: John McMakin, 6-3, 214, Sr. (11)
 QB: Tommy Kendrick, 6-1, 183, Sr. (9)
 FB: Heide Davis, 5-10, 206, Jr. (6)
 TB: Ricky Gilstrap, 6-3, 215, Sr. (11)
 FLK: Don Kelley, 6-1, 179, Sr. (9)
 PK: Eddie Seigler, 6-0, 173, Jr. (11)

Defense

DE: Wayne Baker, 6-3, 200, Sr. (10)
 DT: Ralph Daniel, 6-1, 240, Sr. (5)
 MG: Larry Hefner, 6-3, 235, Sr. (11)
 DT: Frank Wirth, 6-2, 216, Jr. (9)
 DE: Charlie Mayer, 6-0, 216, Sr. (11)
 LB: John Bolubasz, 6-2, 200, So. (11)
 LB: John Rhodes, 6-1, 203, So. (6)
 DB: Jeff Siepe, 6-1, 176, Jr. (11)
 DB: Bobby Johnson, 6-0, 180, Jr. (11)
 DB: Dale Henry, 6-1, 188, Sr. (11)
 DB: Ben Anderson, 6-0, 170, Jr. (11)
 P: Tony Anderson, 6-1, 197, Jr. (11)



20

Clemson's 1978 team had an 11-1 record and finished #6 in the Final AP poll. That team had six players who went on to be first round draft choices: Steve Fuller, Jerry Butler, Terry Kinard, Jim Stuckey, Jeff Bryant and Perry Tuttle.

1972 (4-7 overall, 2-5 in ACC)

Offense

TE: Karl Andreas, 6-3, 212, Jr. (11)
OT: Gary Gennerich, 6-3, 236, Sr. (11)
OG: Buddy King, 6-0, 228, Sr. (11)
C: Ricky Harrell, 6-3, 236, Sr. (11)
OG: Art Brisacher, 6-3 231, Jr. (11)
OT: Ken Peebles, 6-2, 240, So. (7)
SE: Gordy Bengel, 6-2, 198, Jr. (11)
QB: Ken Pengitore, 5-11, 200, Jr. (11)
RB: Smiley Sanders, 6-1, 195, Jr. (9)
RB: Wade Hughes, 5-11, 195, Sr. (11)
FLK: Dennis Goss, 5-10, 164, Sr. (11)
PK: Eddie Seigler, 6-0, 173, Sr. (11)

Defense

DE: Jeff Stocks, 6-2, 195, Jr. (11)
DT: John Price, 6-3, 245, Sr. (10)
MG: Willie Anderson, 6-2, 207, So. (11)
DT: Frank Wirth, 6-2, 225, Sr. (11)
DE: Mike Buckner, 6-1, 190, Jr. (7)
LB: Jimmy Williamson, 6-1, 195, So. (11)
LB: John Rhodes, 6-1, 218, Jr. (7)
DB: Jeff Siepe, 6-1, 185, Sr. (11)
DB: Ben Anderson, 6-0, 174, So. (11)
DB: Jimmy Ness, 5-9, 175, So. (7)
DB: Bobby Johnson, 6-0, 185, Sr. (11)
P: Tony Anderson, 6-1, 197, Sr. (11)

1973 (5-6 overall, 4-2 in ACC)

Offense

TE: Bennie Cunningham, 6-5, 246, So. (11)
OT: Maret Cobb, 6-3, 239, Jr. (10)
OG: Curt Buttermore, 6-0, 230, Jr. (11)
C: John Bolubasz, 6-2, 199, Sr. (11)
OG: Ken Peebles, 6-2, 243, Jr. (11)
OT: Frank Bethea, 5-11, 233, So. (11)
SE: Gordy Bengel, 6-2, 204, Sr. (11)
QB: Ken Pengitore, 5-11, 187, Sr. (10)

RB: Smiley Sanders, 6-1, 199, Sr. (10)
RB: Jay Washington, 6-1 185, Sr. (8)
WR: Jim Lanzendoen, 6-1, 183, Jr. (4)
Craig Brantley, 6-0, 163, So. (4)
PK: Bob Burgess, 6-2, 197, Jr. (11)

Defense

DE: Jeff Stocks, 6-2, 198, Sr. (11)
DT: Bruce Decock, 6-0, 220, Sr. (8)
MG: Willie Anderson, 6-2, 207, Jr. (9)
DT: G. G. Galloway, 6-4, 227, So. (11)
DE: Bob Jones, 6-4, 217, Sr. (11)
LB: Mike Buckner, 6-0, 197, Sr. (7)
LB: Frank Wise, 6-2, 193, So. (7)
DB: Marion Reeves, 6-1, 191, Sr. (7)
DB: Jimmy Ness, 5-10, 173, Jr. (11)
DB: Lynn Carson, 5-10, 164, So. (8)
DB: Peanut Martin, 6-3, 165, So. (11)
P: Mitch Tyner, 6-1, 215, Jr. (11)

1974 (7-4 overall, 4-2 in ACC)

Offense

SE: Steve Gibbs, 6-3, 200, Fr. (10)
LT: Gary Alexander, 6-6, 236, Jr. (10)
LG: Curt Buttermore, 6-0, 224, Sr. (11)
C: Maret Cobb, 6-2, 232, Sr. (11)
RG: Ken Peebles, 6-2, 244, Sr. (11)
RT: Neal Jetton, 6-3, 237, Jr. (11)
TE: Bennie Cunningham, 6-5, 252, Jr. (11)
QB: Mark Fellers, 6-2, 202, Sr. (8)
RB: Ken Callicutt, 6-1, 188, So. (11)
RB: Tony Mathews, 6-0, 201, Sr. (11)
FLK: Joey Walters, 6-0, 167, So. (9)
PK: Bob Burgess, 6-2, 197, Sr. (11)

Defense

DE: Guy Gehret, 6-1, 204, Sr. (11)
DT: Jeff Mills, 6-3, 225, Fr. (11)
MG: Willie Anderson, 6-2, 211, Sr. (11)
DT: Thad Allen, 6-2, 230, Fr. (7)
DE: Tom Boozer, 6-3, 210, Sr. (11)
LB: Jimmy Williamson, 6-1, 205, Jr. (11)
LB: Tim Stough, 6-2, 201, So. (11)

DB: Mark Lee, 6-2, 178, So. (8)
DB: Billy Wingo, 5-8, 168, So. (7)
DB: Dennis Smith, 6-0, 170, Jr. (9)
DB: Jimmy Ness, 5-10, 178, Sr. (11)
P: Mitch Tyner, 6-1, 215, Sr. (10)

1975 (2-9 overall, 2-3 in ACC)

Offense

TE: Bennie Cunningham, 6-5, 239, Sr. (11)
OT: Neal Jetton, 6-3, 228, Sr. (11)
OG: Lacy Brumley, 6-7, 258, So. (8)
C: Frank Beathea, 6-0, 222, Sr. (9)
OG: Jimmy Weeks, 6-4, 226, So. (11)
OT: David LeBel, 6-6, 229, Sr. (6)
SE: Joey Walters, 6-0, 167, Jr. (10)
QB: Willie Jordan, 5-11, 180, Fr. (6)
RB: Don Testerman, 6-2, 215, Sr. (5)
RB: Ken Callicutt, 6-1, 192, Jr. (11)
FLK: Craig Brantley, 6-1, 170, Sr. (7)
PK: Willie Jordan, 5-11, 180, Fr. (11)

Defense

DE: Tim Stough, 6-2, 219, Jr. (6)
DT: G. G. Galloway, 6-4, 229, Sr. (11)
MG: Nelson Wallace, 5-10, 203, Jr. (6)
DT: Jeff Mills, 6-3, 228, So. (9)
DE: Frank Wise, 6-2, 221, Sr. (6)
LB: Ronnie Smith, 6-2, 210, So. (11)
LB: Jimmy Williamson, 6-1, 208, Sr. (9)
DB: Ogden Hansford, 6-1, 179, So. (8)
DB: Lynn Carson, 5-11, 162, Sr. (7)
DB: Dennis Smith, 6-0, 166, Sr. (11)
DB: Peanut Martin, 6-3, 180, Sr. (10)
P: Richard Holliday, 6-2, 201, Fr. (6)

1976 (3-6-2 overall, 0-4-1 in ACC)

Offense

TE: Harold Cain, 6-6, 231, Sr. (9)
OT: Lacy Brumley, 6-7, 267, Jr. (11)
OG: Joe Bostic, 6-4, 250, So. (11)
C: Trav Webb, 6-2, 236, Jr. (7)

OG: Steve Kenney, 6-4, 241, So. (6)
 OT: Jimmy Weeks, 6-4, 236, Jr. (11)
 SE: Jerry Butler, 6-1, 173, So. (9)
 QB: Steve Fuller, 6-3, 197, So. (9)
 FB: Harold Goggins, 5-11, 192, So. (7)
 TB: Warren Ratchford, 5-9, 155, So. (8)
 FLK: Joey Walters, 5-11, 175, Sr. (11)
 PK: Jimmy Russell, 5-11, 166, Fr. (9)

Defense

DE: Jonathan Brooks, 6-4, 210, So. (11)
 DT: Rich Tuten, 6-2, 237, So. (8)
 MG: Nelson Wallace, 5-10, 202, Sr. (9)
 DT: Toney Williams, 6-4, 242, So. (5)
 DE: Mark Heniford, 5-11, 200, Jr. (9)
 LB: Randy Scott, 6-0, 219, So. (11)
 LB: Bubba Brown, 6-1, 218, Fr. (6)
 DB: Malcom Marler, 5-8, 159, Sr. (11)
 DB: Rex Varn, 6-0, 170, Fr. (6)
 DB: O. J. Tyler, 5-11, 172, Sr. (7)
 DB: Willie Jordan, 5-11, 191, So. (9)
 P: Mike O'Cain, 6-0, 184, Sr. (11)

1977 (8-3-1 overall, 4-1-1 in ACC)

Offense

TE: Anthony King, 6-1, 226, Jr. (8)
 LT: Jimmy Weeks, 6-4, 240, Sr. (11)
 LG: Steve Kenney, 6-4, 248, Jr. (11)
 C: Jeff Bostic, 6-1, 221, So. (12)
 RG: Joe Bostic, 6-4, 258, Jr. (12)
 RT: Lacy Brumley, 6-7, 265, Sr. (12)
 SE: Jerry Butler, 6-1, 180, Jr. (12)
 QB: Steve Fuller, 6-4, 198, Jr. (12)
 FB: Ken Callicutt, 6-1, 192, Sr. (7)
 TB: Lester Brown, 6-0, 175, So. (6)
 FLK: Dwight Clark, 6-3, 207, Jr. (7)
 PK: Obed Ariri, 5-9, 160, Fr. (9)

Defense

DE: Jonathan Brooks, 6-3, 210, Jr. (12)
 DT: Jim Stuckey, 6-4, 239, So. (12)
 MG: Rich Tuten, 6-1, 236, Jr. (12)
 DT: Archie Reese, 6-3, 263, Sr. (12)
 DE: Mark Heniford, 5-11, 208, Sr. (11)
 LB: Randy Scott, 5-11, 217, Jr. (12)
 LB: Bubba Brown, 5-11, 222, So. (12)
 DB: Roy Eppes, 6-2, 186, Sr. (12)
 DB: Rex Varn, 6-1, 176, So. (6)
 DB: Bubba Rollins, 5-10, 189, Jr. (6)
 DB: Eddie Geathers, 6-2, 170, Fr. (6)
 DB: Ogden Hansford, 6-2, 191, Jr. (6)
 FS: Steve Ryan, 6-0, 171, Jr. (11)
 P: David Sims, 6-4, 200, Fr. (12)

1978 (11-1 overall, 6-0 in ACC)

ACC Champions

Gator Bowl Champions

Offense

TE: Anthony King, 6-1, 226, Sr. (10)
 OT: Bill Hudson, 6-3, 234, Sr. (12)
 OG: Chris Dolce, 6-2, 245, Jr. (12)
 C: Jeff Bostic, 6-1, 221, Jr. (12)
 OG: Joe Bostic, 6-4, 258, Sr. (10)
 OT: Steve Kenney, 6-4, 248, Sr. (9)
 SE: Jerry Butler, 6-1, 180, Sr. (12)
 QB: Steve Fuller, 6-4, 198, Sr. (12)
 TB: Lester Brown, 6-0, 175, Jr. (8)
 FB: Marvin Sims, 6-4, 223, Jr. (10)
 FLK: Dwight Clark, 6-3, 204, Sr. (9)
 PK: Obed Ariri, 5-9, 145, So. (12)

Defense

DE: Jonathan Brooks, 6-3, 210, Sr. (12)
 DT: Jim Stuckey, 6-5, 252, Jr. (12)
 MG: Rich Tuten, 6-1, 235, Sr. (12)
 DT: Toney Williams, 6-3, 240, Sr. (12)
 DE: Steve Gibbs, 6-3, 214, Sr. (9)

SLB: Randy Scott, 5-11, 215, Sr. (12)
 WLB: Bubba Brown, 5-11, 222, Jr. (12)
 CB: Willie Jordan, 5-9, 186, Sr. (9)
 SS: Rex Varn, 6-1, 175, Jr. (8)
 FS: Bubba Rollins, 5-10, 186, Sr. (9)
 CB: Steve Ryan, 6-0, 176, Sr. (11)
 P: David Sims, 6-4, 222, So. (12)

1979 (8-4 overall, 4-2 in ACC)

Offense

TE: Mark Clifford, 6-4, 206, Sr. (11)
 OG: Chris Dolce, 6-2, 239, Sr. (12)
 C: Mark Thornton, 6-4, 229, Sr. (12)
 OG: Jeff Bostic, 6-1, 237, Sr. (12)
 OT: Gary Brown, 6-3, 245, Fr. (11)
 SE: Jerry Gaillard, 6-0, 170, So. (12)
 QB: Bill Lott, 6-0, 189, Sr. (12)
 FB: Marvin Sims, 6-4, 234, Sr. (12)
 TB: Lester Brown, 6-0, 175, Sr. (10)
 FLK: Perry Tuttle, 6-0, 172, So. (12)
 PK: Obed Ariri, 5-9, 169, Jr. (11)

Defense

DE: Bob Goldberg, 6-1, 213, Sr. (9)
 DT: Jim Stuckey, 6-5, 241, Sr. (12)
 MG: Charlie Bauman, 6-1, 226, Jr. (12)
 DT: Steve Durham, 6-5, 239, Jr. (12)
 DE: David Reed, 6-2, 209, Jr. (12)
 SLB: Jeff Davis, 6-0, 223, So. (12)
 WLB: Bubba Brown, 6-0, 210, Sr. (12)
 CB: Eddie Geathers, 6-2, 186, Jr. (12)
 SS: Willie Underwood, 5-11, 193, Jr. (12)
 FS: Jack Cain, 5-10, 170, Jr. (9)
 CB: Rex Varn, 6-1, 180, Sr. (12)
 P: David Sims, 6-4, 220, Jr. (12)

1980 (6-5 overall, 2-4 in ACC)

Offense

TE: Jeff Wells, 6-4, 220, Fr. (6)
 LG: Brad Fisher, 6-4, 230, Jr. (8)
 C: Tony Berryhill, 6-5, 216, Jr. (10)
 RG: Brian Clark, 6-7, 241, Jr. (7)
 RT: Gary Brown, 6-3, 257, So. (11)
 SE: Jerry Gaillard, 6-0, 179, Jr. (10)
 QB: Homer Jordan, 6-0, 174, So. (11)
 TB: Chuck McSwain, 6-2, 190, So. (7)
 FB: Jeff McCall, 6-3, 225, So. (7)
 FLK: Perry Tuttle, 6-0, 172, Jr. (11)
 PK: Obed Ariri, 5-9, 162, Sr. (11)

Defense

LE: Jeff Bryant, 6-5, 250, Jr. (8)
 LT: Dan Benish, 6-6, 240, So. (6)
 MG: Charlie Bauman, 6-1, 220, Sr. (6)
 RT: Steve Durham, 6-5, 239, Sr. (11)
 RE: Bill Smith, 6-5, 220, Jr. (9)
 SLB: Chuck Rose, 6-2, 200, Sr. (11)
 WLB: Jeff Davis, 6-0, 223, Jr. (11)
 RC: Eddie Geathers, 6-2, 186, Sr. (10)
 SS: Willie Underwood, 5-11, 193, Sr. (11)
 FS: Terry Kinard, 6-0, 188, So. (9)
 LC: Hollis Hall, 5-10, 158, Jr. (7)
 P: Richard Hendley, 5-11, 190, So. (9)

1981 (12-0-0 overall, 6-0 in ACC)

National Champions

ACC Champions

Orange Bowl Champions

Offense

TE: Bubba Diggs, 6-3, 220, Jr. (7)
 LT: Brad Fisher, 6-4, 230, Sr. (12)
 LG: James Farr, 6-4, 225, So. (12)
 C: Tony Berryhill, 6-5, 230, Sr. (12)
 RG: Brian Clark, 6-7, 241, Sr. (10)
 WR: Jerry Gaillard, 6-0, 179, Sr. (8)
 QB: Homer Jordan, 6-0, 174, Jr. (12)

TB: Cliff Austin, 6-0, 190, Jr. (11)
 FB: Jeff McCall, 6-3, 225, Jr. (9)
 FLK: Perry Tuttle, 6-0, 180, Sr. (12)
 PK: Donald Igwebuike, 5-8, 155, Fr. (9)

Defense

LE: Bill Smith, 6-5, 220, Sr. (7)
 LT: Dan Benish, 6-6, 250, Jr. (11)
 MG: William Devane, 6-2, 250, So. (8)
 RT: Jeff Bryant, 6-5, 257, Sr. (12)
 BAN: Andy Headen, 6-5, 230, Jr. (12)
 SLB: Danny Triplett, 6-4, 224, Jr. (11)
 WLB: Jeff Davis, 6-0, 223, Sr. (12)
 LC: Hollis Hall, 5-10, 158, Sr. (12)
 SS: Tim Childers, 6-1, 180, So. (10)
 FS: Terry Kinard, 6-1, 183, Jr. (12)
 RC: Anthony Rose, 5-9, 165, Sr. (12)
 P: Dale Hatcher, 6-2, 195, Fr. (10)

1982 (9-1-1 overall, 6-0 vs. ACC)

ACC Champions

Offense

TE: K. D. Dunn, 6-3, 215, So. (8)
 LT: Gary Brown, 6-3, 244, Sr. (11)
 LG: James Farr, 6-5, 230, Jr. (11)
 C: Cary Massaro, 6-5, 235, Jr. (10)
 RG: Brian Butcher, 6-5, 255, Sr. (11)
 RT: Bob Mayberry, 6-5, 245, Sr. (11)
 SE: Jeff Stockstill, 6-2, 180, Sr. (6)
 QB: Homer Jordan, 6-0, 180, Sr. (6)
 TB: Cliff Austin, 6-0, 195, Jr. (9)
 FB: Jeff McCall, 6-3, 225, Sr. (8)
 FLK: Frank Magwood, 6-0, 188, Sr. (9)
 PK: Bob Paulling, 6-2, 188, Jr. (10)

Defense

LE: Edgar Pickett, 6-3, 225, Jr. (7)
 LT: Dan Benish, 6-6, 252, Sr. (7)
 MG: William Perry, 6-3, 310, So. (7)
 RT: Jim Scott, 6-5, 240, Jr. (10)
 BAN: Andy Headen, 6-5, 230, Sr. (11)
 SLB: Otis Lindsey, 6-3, 230, Sr. (5)
 SLB: Danny Triplett, 6-4, 224, Sr. (5)
 WLB: Johnny Rembert, 6-3, 235, Sr. (9)
 LC: Ty Davis, 6-1, 185, So. (9)
 SS: Tim Childers, 6-1, 185, Jr. (8)
 FS: Terry Kinard, 6-1, 190, Sr. (11)
 RC: Reggie Pleasant, 5-10, 175, So. (7)
 P: Dale Hatcher, 6-2, 199, So. (11)

1983 (9-1-1 overall, 7-0 vs. ACC)

Offense

TE: K. D. Dunn, 6-3, 215, Jr. (11)
 LT: Reid Ingle, 6-6, 255, Jr. (11)
 LG: James Farr, 6-4, 240, Sr. (11)
 C: Dale Swing, 6-3, 240, Jr. (11)
 RG: Steve Reese, 6-3, 250, So. (7)
 RT: Joe Ellis, 6-4, 249, Jr. (6)
 SE: Ray Williams, 5-9, 178, Fr. (5)
 QB: Mike Eppley, 6-2, 185, Jr. (11)
 TB: Stacey Driver, 5-8, 175, So. (5)
 FB: Kenny Flowers, 6-0, 190, Fr. (5)
 FB: Kevin Mack, 6-1, 197, Sr. (11)
 FLK: Shelton Boyer, 6-2, 185, Fr. (8)
 PK: Bob Paulling, 6-2, 188, Sr. (11)

Defense

LE: Edgar Pickett, 6-3, 230, Sr. (10)
 LT: James Robinson, 6-5, 275, Sr. (11)
 MG: William Devane, 6-2, 275, Sr. (7)
 RT: Ray Brown, 6-4, 250, Sr. (6)
 RE: Terence Mack, 6-3, 200, Fr. (7)
 SLB: Henry Walls, 6-2, 205, Fr. (11)
 WLB: Eldridge Milton, 6-3, 220, So. (8)
 LC: Ty Davis, 6-1, 185, Jr. (7)
 FS: Ronald Watson, 5-11, 175, Jr. (8)
 SS: Tim Childers, 6-1, 185, Sr. (10)
 RC: Rod McSwain, 6-2, 190, Sr. (8)
 P: Dale Hatcher, 6-2, 199, Jr. (11)

1984 (7-4 overall, 5-2 vs. ACC)

Offense

TE: K. D. Dunn, 6-3, 220, Sr. (11)
 LT: Reid Ingle, 6-6, 270, Sr. (11)
 LG: Steve Reese, 6-3, 255, Jr. (11)
 C: Dale Swing, 6-3, 250, Sr. (11)
 RG: Andy Cheatham, 6-4, 250, Sr. (11)
 RT: Joe Ellis, 6-4, 260, Sr. (11)
 FLK: Terrance Roulhac, 6-0, 185, So. (8)
 QB: Mike Eppley, 6-2, 185, Sr. (11)
 TB: Stacey Driver, 5-8, 160, Jr. (8)
 FB: Kenny Flowers, 6-0, 205, So. (10)
 WR: Richard Butler, 6-0, 180, Sr. (10)
 PK: Donald Igwebuike, 5-9, 172, Sr. (11)

Defense

LE: Jeff Wells, 6-3, 230, Sr. (11)
 LT: Steve Berlin, 6-5, 265, Jr. (11)
 MG: William Perry, 6-3, 320, Sr. (11)
 RT: Michael Perry, 6-2, 265, Fr. (10)
 BAN: Terence Mack, 6-3, 210, So. (11)
 SLB: Henry Walls, 6-2, 215, So. (8)
 RLB: Eldridge Milton, 6-3, 220, Jr. (7)
 LC: Ty Davis, 6-1, 185, Sr. (11)
 FS: Ronald Watson, 6-0, 180, Sr. (11)
 SS: Kenny Danforth, 6-1, 190, Jr. (5)
 RC: Reggie Pleasant, 5-10, 175, Sr. (11)
 P: Dale Hatcher, 6-2, 195, Sr. (11)

1985 (6-6 overall, 4-3 vs ACC)

Offense

TE: Jim Riggs, 6-5, 235, Jr. (12)
 LT: John Watson, 6-4, 255, Jr. (12)
 LG: Steve Reese, 6-3, 270, Sr. (12)
 C: Jeff Lytton, 6-3, 250, Sr. (9)
 RG: John Phillips, 6-5, 245, So. (8)
 RT: Wes Mann, 6-5, 270, Sr. (12)
 FLK: Terrance Roulhac, 6-0, 195, Jr. (10)
 QB: Rodney Williams, 6-2, 200, Fr. (9)
 TB: Stacey Driver, 5-8, 180, Sr. (8)
 FB: Chris Lancaster, 6-1, 224, Fr. (5)
 WR: Ray Williams, 5-10, 177, Jr. (11)
 PK: David Treadwell, 6-0, 180, So. (12)

Defense

LE: Michael Dean Perry, 6-2, 255, So. (6)
 LT: Steve Berlin, 6-5, 275, Sr. (8)
 MG: Brian Raber, 6-4, 240, Jr. (11)
 RT: Dwayne Meadows, 6-4, 245, So. (11)
 BAN: Terence Mack, 6-3, 230, Jr. (10)
 SLB: Henry Walls, 6-2, 215, Jr. (10)
 RLB: Keith Williams, 6-4, 240, Jr. (1)
 LC: Perry Williams, 6-2, 200, Jr. (12)
 FS: A.J. Johnson, 5-10, 190, Jr. (12)
 SS: Kenny Danforth, 6-1, 190, Sr. (8)
 RC: Delton Hall, 6-1, 195, Jr. (12)
 P: Andy Newell, 6-0, 190, Sr. (12)

1986 (8-2-2, 5-1-1 in ACC)

ACC Champions

Gator Bowl Champions

Offense

TE: Jim Riggs, 6-5, 250, Sr. (11)
 LT: Ty Granger, 6-7, 270, So. (9)
 LG: Pat Williams, 6-4, 275, So. (12)
 C: Jeff Bak, 6-2, 250, So. (12)
 RG: John Phillips, 6-5, 250, Jr. (12)
 RT: Frank Deluliis, 6-6, 265, So. (7)
 FLK: Jeff Nunamacher, 6-2, 280, So. (7)
 QB: Terrance Roulhac, 5-10, 200, Sr. (9)
 TB: Rodney Williams, 6-2, 200, So. (12)
 FB: Terrence Flagler, 6-1, 200, Sr. (10)
 FB: Chris Lancaster, 6-1, 230, So. (7)

WR: Ray Williams, 5-10, 177, Sr. (9)
 PK: David Treadwell, 6-1, 165, Jr. (12)

Defense

OLB: James Earle, 6-5, 215, Jr. (12)
 LT: Raymond Chavous, 6-5, 290, So. (7)
 MG: Tony Stephens, 6-3, 285, Jr. (11)
 RT: Dwayne Meadows, 6-4, 250, Jr. (6)
 BAN: Terence Mack, 6-3, 245, Sr. (11)
 SLB: Henry Carter, 6-3, 235, So. (9)
 RLB: Norman Haynes, 5-10, 215, So. (8)
 LC: Donnell Woolford, 5-10, 190, So. (11)
 FS: James Lott, 5-10, 170, Fr. (7)
 A.J. Johnson, 6-0, 180, Sr. (7)
 SS: Gene Beasley, 6-0, 192, So. (11)
 RC: Delton Hall, 6-1, 200, Sr. (10)
 P: Bill Spiers, 6-2, 183, Jr. (12)

1987 (10-2 Overall, 6-1 in ACC)

ACC Champions

Citrus Bowl Champions

Offense

TE: Dan Pearman, 6-2, 230, Sr. (11)
 LT: Ty Granger, 6-6, 270, Jr. (11)
 LG: Eric Harmon, 6-1, 265, Fr. (12)
 C: Jeff Bak, 6-2, 255, Jr. (12)
 RG: John Phillips, 6-5, 270, Sr. (12)
 RT: Jeff Nunamacher, 6-2, 300, Jr. (12)
 FLK: Keith Jennings, 6-4, 235, Jr. (9)
 QB: Rodney Williams, 6-2, 210, Jr. (11)
 TB: Wesley McFadden, 6-0, 200, So. (6)
 Terry Allen, 5-11, 195, Fr. (6)
 FB: Tracy Johnson, 6-0, 230, Jr. (8)
 WR: Ricardo Hooper, 5-10, 171, Jr. (7)
 PK: David Treadwell, 6-1, 165, Sr. (11)

Defense

OLB: James Earle, 6-5, 225, Sr. (12)
 LT: Raymond Chavous, 6-5, 295, Jr. (11)
 MG: Tony Stephens, 6-3, 300, Sr. (11)
 RT: Michael Dean Perry, 6-1, 280, Sr. (11)
 BAN: Jesse Hatcher, 6-2, 210, Jr. (7)
 SLB: Norman Haynes, 5-9, 210, Jr. (5)
 WLB: Vince Taylor, 5-11, 224, So. (10)
 LC: Donnell Woolford, 5-10, 198, Jr. (12)
 FS: Richard Smith, 5-11, 188, Jr. (10)
 SS: Gene Beasley, 5-11, 210, Jr. (12)
 RC: James Lott, 5-9, 176, So. (12)
 P: Rusty Seyle, 6-1, 182, Jr. (12)

1988 (10-2 Overall, 6-1 in ACC)

ACC Champions

Citrus Bowl Champions

Offense

TE: James Coley, 6-5, 250, Sr. (11)
 LT: Frank Deluliis, 6-5, 280, Sr. (12)
 LG: Jeb Flesch, 6-3, 270, Fr. (9)
 C: Jeff Bak, 6-2, 265, Sr. (12)
 RG: Eric Harmon, 6-1, 265, So. (12)
 RT: Jeff Nunamacher, 6-2, 300, Sr. (11)
 FLK: Ricardo Hooper, 5-10, 171, Sr. (9)
 QB: Rodney Williams, 6-2, 210, Sr. (12)
 TB: Terry Allen, 5-11, 195, So. (12)
 FB: Tracy Johnson, 6-0, 230, Sr. (10)
 WR: Keith Jennings, 6-4, 235, Sr. (12)
 PK: Chris Gardocki, 6-2, 185, Fr. (12)

Defense

OLB: Levon Kirkland, 6-1, 215, Fr. (7)
 LT: Vance Hammond, 6-7, 280, So. (7)
 MG: Mark Drag, 6-4, 255, Sr. (12)

RT: Richard McCullough, 6-5, 265, Sr. (11)
 BAN: Jesse Hatcher, 6-2, 218, Sr. (12)
 SLB: Ed McDaniel, 6-0, 220, Fr. (9)
 WLB: Doug Brewster, 6-1, 195, So. (10)
 LC: Donnell Woolford, 5-10, 195, Sr. (12)
 FS: James Lott, 5-9, 175, Jr. (12)
 SS: Gene Beasley, 5-11, 210, Sr. (11)
 RC: Dexter Davis, 5-11, 175, Fr. (7)
 P: Chris Gardocki, 6-2, 185, Fr. (8)

1989 (10-2 Overall, 5-2 ACC)

Gator Bowl Champions

Offense

TE: Stacy Fields, 6-3, 233, Jr. (11)
 LT: Bruce Bratton, 6-4, 268, So. (11)
 LG: Jeb Flesch, 6-3, 266, So. (12)
 C: Hank Phillips, 6-5, 247, Sr. (12)
 RG: Eric Harmon, 6-1, 269, Jr. (11)
 RT: Stacy Long, 6-2, 280, Jr. (12)
 FLK: Gary Cooper, 6-2, 196, Sr. (12)
 QB: Chris Morocco, 6-2, 196, Gr. (12)
 TB: Joe Henderson, 5-9, 186, Sr. (7)
 FB: Wesley McFadden, 5-11, 203, Sr. (10)
 WR: Rodney Fletcher, 6-0, 186, Sr. (9)
 PK: Chris Gardocki, 6-2, 194, So. (12)

Defense

OLB: Levon Kirkland, 6-2, 219, So. (12)
 LT: Otis Moore, 6-3, 276, Sr. (12)
 MG: Rob Bodine, 6-1, 235, So. (12)
 RT: Vance Hammond, 6-7, 295, Jr. (12)
 BAN: John Johnson, 6-3, 220, Jr. (11)
 SLB: Vince Taylor, 5-11, 228, Sr. (7)
 WLB: Doug Brewster, 6-1, 205, Jr. (12)
 LC: Jerome Henderson, 5-11, 187, Jr. (12)
 FS: James Lott, 5-9, 175, Sr. (11)
 SS: Arlington Nunn, 5-10, 185, Jr. (7)
 RC: Dexter Davis, 5-9, 180, So. (12)
 P: Chris Gardocki, 6-2, 194, So. (12)

1990 (10-2 Overall, 5-2 ACC)

Hall of Fame Bowl Champions

Offense

TE: Stacy Fields, 6-3, 233, Sr. (11)
 LT: Bruce Bratton, 6-5, 265, Jr. (12)
 LG: Jeb Flesch, 6-3, 266, Jr. (12)
 C: Curtis Whitley, 6-1, 260, Jr. (9)
 RG: Eric Harmon, 6-1, 282, Sr. (12)
 RT: Stacy Long, 6-2, 275, Sr. (11)
 FLK: Doug Thomas, 5-10, 181, Sr. (9)
 QB: DeChane Cameron, 6-1, 191, Jr. (12)
 TB: Ronald Williams, 6-1, 195, Fr. (9)
 FB: Howard Hall, 6-0, 232, So. (9)
 WR: Terry Smith, 6-1, 180, Fr. (9)
 PK: Chris Gardocki, 6-2, 193, Jr. (12)

Defense

OLB: Levon Kirkland, 6-2, 230, Jr. (12)
 LT: Chester McGlockton, 6-5, 310, So. (8)
 MG: Rob Bodine, 6-1, 245, Jr. (11)
 RT: Vance Hammond, 6-7, 285, Sr. (12)
 OLB: John Johnson, 6-3, 220, Sr. (12)
 SLB: Ed McDaniel, 6-0, 225, Jr. (12)
 WLB: Doug Brewster, 6-2, 205, Sr. (12)
 LC: Jerome Henderson, 5-11, 187, Sr. (12)
 SAF: Robert O'Neal, 6-2, 185, So. (12)
 RC: Dexter Davis, 5-9, 175, Jr. (12)
 ROV: Arlington Nunn, 5-10, 190, Sr. (12)
 P: Chris Gardocki, 6-2, 193, Jr. (12)

NOTE: Numbers in parenthesis in this section are total number of games the player started that season regardless of position.

All-Time Lettermen

Clemson History

A

Aaron, Jack — 1961-62-63
 *Abell, Frank — 1931-32
 Abrams, Jimmy — 1966-67
 *Adams, J.P. — 1914-15-16
 Abreu, Ed — 1978
 Addison, Jimmy — 1965-66-67 (Capt)
 *Adkins, Gary — 1976-77-78-79
 Alexander, Gary — 1973-74-75
 Alford, Hugh — 1945
 *Alford, J.L. — 1916
 Aliffi, Vic — 1961-63
 *Allen, Banks — 1906-07
 Allen, Terry — 1987-88-89
 Allen, Thad — 1974-75-76-77
 Alley, Kendall — 1981-82-83
 *Allison, J.W. (Switzer) — 1917-18-19-20
 Ammons, Billy — 1966-67-68 (Capt.)
 Anderson, Ben — 1970-71-72
 Anderson, Jack — 1968-69-70
 Anderson, Joe — 1960-61-62
 Anderson, Randy — 1985-86-87
 Anderson, Sam — 1958-59-60
 Anderson, Tony — 1970-71-72
 Anderson, Willie — 1972-73-74 (Co-Capt.)
 Andreas, Karl — 1971-72-73
 Andreo, Ron — 1959-60-61 (Capt.)
 Ankuta, Neuf — 1954-55
 Anthony, Vernie — 1981-82
 Ard, Wendall — 1943-44
 Ariri, Obed — 1977-78-79-80
 Armstrong, F.E. (Boo) — 1918 (Acting Capt.) 1919-20 (Capt.)
 *Armstrong, Hoyt — 1921
 Armstrong, Junior — 1930
 Armstrong, Lon — 1959-60-61
 Arrington, Vandell — 1981-82-83

Arthur, Gary — 1966-67-68
 Asbill, Henry — 1927-28-29
 Austin, Cliff — 1978-80-81-82
 *Austin, P.B. (Plowboy) — 1925-26
 Avery, Wingo — 1953-54-55 (Alt. Capt.)

B


*Bailes, J.P. — 1919-20-21
 *Bailes, W.B. — 1922
 Bailey, Bob — 1936-37-38
 Bailey, Greg — 1987
 Bailey, Rick — 1982-83-84
 Bak, Jeff — 1985-86-87-88
 Baker, Archie — 1950-51-52
 Baker, Wayne — 1969-70-71
 Baldwin, Bob — 1964
 Baldwin, Mike — 1974
 Balles, Joe — 1961-63
 *Banks, B.C. (Stumpy) — 1915-16-17-18 (Capt.) - 19 (Capt.)
 Barbary, Bill — 1955-57
 Barfield, Don — 1964-65-66
 Barnes, Gary — 1959-60-61
 Barnette, Jimmy — 1968-69
 *Barnwell, T.G. — 1902
 Barter, Lynn — 1971-72
 Bartlet, J.H. — 1917
 Barton, Tom — 1950-51-52
 Basich, Rick — 1980
 *Bates, Joe A. (Warhorse) — 1909-10-11
 *Bates, J. Mc — 1918
 Bauman, Charlie — 1977-78-79-80
 Beasley, Gene — 1985-86-87-88
 Beasley, Kenny — 1985
 Bell, Jimmy — 1962-63-64 (Alt. Capt.)
 Bell, Randy — 1967
 Bell, Larry — 1969-70

Bell, Wayne — 1964-65-66
 Bell, William — 1988
 *Bellows, C.A. — 1900
 Belton, Mitch — 1988-89-90
 Bengel, Gordy — 1971-72-73
 Benish, Dan — 1979-80-81-82
 Berlin, Steve — 1983-84-85 (Capt.)
 Berry, Mike — 1989
 Berry, Net — 1934-35-36 (Capt.)
 Berryhill, Tony — 1979-80-81
 Bethea, Fitzhugh — 1983
 Bethea, Frank — 1973-74-75
 Beville, Scott — 1988-89-90
 *Bissell, Paul L. — 1909-10-11 (Capt.)
 Black, Carl — 1936-38-39 (Alt. Capt.)
 Black, Manuel — 1934-35-36 (Alt. Capt.)
 Black, Tommy — 1961
 Black, Wendall — 1959-60-61
 Blackwelder, Tim — 1975
 Blackwell, Joe — 1963-64
 *Blain, J.M. — 1896
 Blakeney, Rock — 1930
 *Blalock, Joe — 1939-40-41
 Blanton, Bo — 1979-80
 *Blease, J.W. — 1898-1900
 Blessing, Jim — 1939-40
 Blunt, Rodney — 1990
 Bollinger, Rich — 1976
 Bodine, Rob — 1989-90
 Bolubasz, John — 1971-72-73
 Boozer, Tom — 1972-73-74
 Bosler, Bob — 1970-71-72
 Bost, Ed — 1959-60-61
 Bostic, Jeff — 1977-78-79
 Bostic, Joe — 1975-76-77-78
 Bounds, David — 1981
 Bowen, Joe — 1953-55
 Bowick, Ray — 1958
 Bowlan, Roland — 1973-74
 Bowles, H. Julian — 1923-24-25
 Bowles, M.G. (Monk) — 1929-30-31
 Bowman, Nick — 1979-80-81
 Boyer, Shelton — 1983-84-85
 Boyette, Johnny — 1962-64-65 (Capt.)
 *Boykin, Bolivar — 1909
 *Box, Carlon — 1984
 *Bradley, L.T. (Prep) — 1925
 Brady, Kevin — 1984-85
 *Brandon, T.B. — 1914-15-16
 Brantley, Craig — 1973-74-75
 Branton, Joey — 1965-66-67
 Bratton, Bruce — 1988-89-90
 Bray, Cliff — 1976-77-78
 Breedlove, Billy — 1956
 *Breedon, Joe — 1901
 Brewster, Doug — 1987-88-89-90
 Brickley, Glenn — 1985
 Brisacher, Art — 1971-72-73
 Brisendine, Rod — 1946
 *Bristol, W.H. — 1912-13-14
 *Britt, Ben — 1910-11-12 (Capt.)
 *Britt, D.C. (Toots) — 1907-09
 *Britt, S.L. — 1910
 Broadwater, Crosby — 1986-87
 Brodie, Bunny — 1948-49
 *Brock, W.T. — 1896-97 (Capt.)
 Brooks, Jonathan — 1975-76-77-78
 Brown, Dave — 1962
 Brown, Gary — 1979-80-81-82
 *Brown, H.W. — 1916
 Brown, Ken — 1980-81-83-84
 Brown, Lester — 1976-77-78-79
 Brown, Lockie — 1981
 Brown, Marlon (Bubba) — 1976-77-78-79 (Capt.)
 Brown, Mike — 1989-90
 Brown, Norris — 1989-90

Brown, Ray — 1979-81-82-83
 Brown, Ricky — 1971-72-73
 Brown, Roy — 1980-81-82-83
 *Brown, Tom I. — 1933-34-35
 *Browne, G.H. (Skeet) — 1913
 Browning, Sebo — 1984
 Brumley, Lacy — 1974-75-76-77
 Brunson, Jack — 1948-49-50
 Brunson, Lawrence — 1984-85
 Bruorton, H.B. — 1954-55-56
 *Bryant, Bill — 1935-36-37
 Bryant, Dwayne — 1990
 Bryant, Jeff — 1978-79-80-81
 Bryant, Joe — 1950-51-52
 *Bryant, Shad — 1937-38-39
 Buckner, Brentson — 1990
 Buckner, Mike — 1971-72-73 (Capt.)
 Bukowsky, Dick — 1969-70-71
 Bullard, Wilbur — 1983
 Bunton, Donnie — 1955-56-57
 Bunton, Ted — 1962-63-64 (Capt.)
 Burbick, Bruce — 1967
 Burgess, Robert — 1973-74
 Burgner, Grady — 1967-68-69
 *Burnett, George — 1966-67-68
 Burton, C.C. — 1921-22
 Burton, Dave — 1965
 Burton, Richard — 1984
 Buscher, L.E. — 1934-36
 Bush, Jack — 1955-56-57
 Bussey, Charlie — 1954-55-56 (Capt.)
 Bussie, Arthur — 1990
 Bustle, Rickey — 1974-75-76
 Butcher, Brian — 1980-81-82
 Butler, Butch — 1941-42-43-45
 Butler, Jerry — 1976-77-78
 Butler, Richard — 1982-83-84
 Buttermore, Curt — 1972-73-74
 Butz, Sam — 1945
 *Byers, Monty — 1942
 *Byrd, Gary — 1950-51-52

C

Cagle, Bully — 1940-41-42
 Cagle, John — 1966-67-68
 Cagle, Mavis — 1944-45-46-47
 Cain, Harold — 1974-75-76
 Cain, Jack — 1978-79-80
 Cain, Sammy — 1967-68-69
 Caldwell, Charlie — 1969-70
 Caldwell, Mark — 1980
 Calhoun, Darren — 1990
 Callahan, Sonny — 1971
 Callicutt, Ken — 1973-74-75-77
 Calvert, Forrest — 1950-53
 Calvert, Jackie — 1948-49-50
 *Calvert, Jim — 1949-50
 Cameron, Dechane — 1989-90
 *Camp, Bill — 1904
 Campbell, Blake — 1988
 Candler, Steedley — 1967
 *Cann, George — 1920-21
 *Cannon, C.L. — 1907
 *Cannon, W.M. — 1915
 Caplan, Stu — 1964-65
 Caputo, Paul — 1990
 Carothers, Rocky — 1948-49-50
 Carr, Michael — 1989
 Carson, Gene — 1948-49
 *Carson, Jules L. (Doc) — 1910-11-12-13
 Carson, Lynn — 1973-75
 *Carter, Bert — 1906
 Carter, Henry — 1984-86-87-88
 Carter, Oscar — 1969-70
 Case, Johnny — 1961-62-63
 Cassady, Sonny — 1968-69-70
 Cathcart, Joe — 1933



Stumpy Banks scored five TDs vs Furman in 1917. He lettered five years and was a three-year captain.



Stacey Driver lettered for four seasons and finished his career sixth in Clemson history in rushing.

Catoe, Jimmy — 1966-67-68 (Capt.)
 Cauble, Charlie — 1969
 *Caughman, F. Porter — 1907
 *Caughman, Kenny — 1911-12-13
 Chamberlain, Force — 1970-71-72
 Chandler, Tommy — 1949
 Charpia, Rusty — 1986-87-88
 Chappelle, Glenn — 1984
 Chappell, Henry — 1943
 Charleston, Pat — 1983-84-85
 Chatlin, Rabbit — 1957-58-59
 Chavous, Raymond — 1985-86-87-88
 Cheatham, Andy — 1982-83-84
 Cheek, Randy — 1980-81
 Childers, Stan — 1971
 Childers, Tim — 1981-82-83
 Childers, Tracy — 1962-63 (Capt.)
 Childers, Wilson — 1965-66-67
 *Childress, John — 1948-49-50
 Chipley, Bill — 1940-41
 *Chovan, Phil — 1938
 *Chreitzberg, C.K. — 1898
 *Chreitzberg, A.M. — 1896
 Chuy, Don — 1961-62
 Ciniero, Geoff — 1985-86
 Clanton, Ray — 1945-46-47-48
 *Clardy, Warren — 1904
 Clark, Brian — 1979-80-81
 Clark, Chip — 1942-45-46 (Capt.)
 Clark, Dwight — 1975-76-77-78
 *Clark, W.C. — 1906-07
 Clayton, David — 1984
 Cleveland, Olin — 1945-46
 Clifford, Chris — 1975-77
 Clifford, Mark — 1979
 Cline, Doug — 1957-58-59
 Cobb, Joe — 1989
 Cobb, Maret — 1972-73-74
 *Cochran, J.T. (Boots) — 1908-09-10
 Cockfield, Barry — 1966
 Coffey, Bob — 1974-75
 *Cogburn, H.L. — 1903
 *Colbert, W.C. (Pinky) — 1919-20-21
 Coleman, Bob — 1959-60-61
 Coleman, Dan — 1937-38-40
 Coleman, Jim — 1954-55-56
 *Coles, Marion (Pony) — 1910-11-12
 *Coles, Strick — 1906-07-08 (Capt.)
 Coley, James — 1985-86-87-88
 *Collins, Joe — 1928
 Compton, Gary — 1958-59
 Cone, Fred — 1948-49-50 (Capt.)
 *Connelly, Bill — 1909-10
 Cook, Pete — 1950-51-52
 Cooper, Gary — 1986-87-88-89
 Cooper, Jay — 1964-65-66
 Cooper, Richard — 1963-64

Cordileone, Lou — 1957-58-59
 Cornell, Mike — 1973-74-75
 Coursey, Tom — 1949
 Cox, Carol — 1945-47-48-49
 Cox, Cary — 1946-47 (Capt.)
 Cox, Ed — 1949
 Cox, Jack — 1948-49
 *Cox, M.E. — 1914-15
 Cox, Walter, Sr. — 1938-39
 Cox, Walter, Jr. — 1961-62-63
 Cox, Wyatt — 1957-58
 Craig, Arthur — 1965-66-67
 Craig, Bob — 1966-68-69
 *Craig, Johnson — 1931-32
 Craig, Marion (Hawk) — 1940-41-42 (Alt. Capt.)
 Crain, Pat — 1962-63-64
 Crain, Willis — 1954
 Crawford, Barclay — 1950-51-52
 Crawford, Craig — 1983-84
 Crawford, Eddie — 1974
 Crite, Brendon — 1980-81-82
 Crolley, Ronnie — 1959-60-61
 Cropp, Willie — 1966-68
 Crout, Sammy — 1958-59
 Croxton, Bill — 1933-34-35
 Cruce, Jeff — 1983-84
 *Crumbie, Alton — 1944-45
 Cunningham, Bennie — 1973-74-75 (Co-Capt.)
 Cunningham, James — 1975
 *Cummings, Pony — 1932-33-34
 Curtis, Ralph — 1946
 Curtis, Rodney — 1985
 Cuttino, H.B. (Hop) — 1925-26

D
 Daigneault, Doug — 1958-59
 *Dailey, B. T. — 1915
 Daniel, Ralph — 1969-70-71
 Danforth, Kenny — 1983-84-85
 Dantzler, Ellis — 1963-64-65
 Davis, Billy — 1980-81-82-83
 Davis, Chip — 1986-87-88-89
 Davis, David — 1988-89-90
 Davis, Dexter — 1988-89-90
 Davis, Fotsie — 1930-31-32
 Davis, Guy — 1926-27-28
 Davis, Hal — 1962-63-64
 Davis, Heide — 1970-71-72
 Davis, Jason — 1990
 Davis, Jeff — 1978-79-80-81 (Capt.)
 Davis, Jerry — 1972-73
 Davis, Jud — 1944-45-47-48
 *Davis, St. Clair — 1928
 Davis, Tyrone — 1982-83-84
 Davidson, L. S. — 1925-26

Dawson, Eric — 1985
 Day, Dean — 1981
 Deanhardt, Luke — 1946-47-48-49
 Deanhardt, Luke, Jr. — 1971
 DeBardelaben, Bob — 1958-59
 Decock, Bruce — 1971-72-73
 *DeCosta, E. J. (Beef) — 1901-02
 Deitz, Frank — 1939-40
 Deluliis, Frank — 1985-86-87-88
 *DeLoach, Billy — 1949
 Demery, Pete — 1981
 Demps, Reggie — 1989-90
 DePew, Bill — 1968-69
 *Derrick, O. L. (Puss) — 1903-04-05-06
 Derriso, Steve — 1990
 DeSimone, Dick — 1954-56-57
 Devane, William — 1980-81-82-83
 *Dickson, Laury — 1905
 Diggs, Bubba — 1978-79-81-82
 Dillard, Bill — 1932-33-34
 DiMucci, Dan — 1949-50-51
 Dixon, Bruce — 1989
 Dolce, Chris — 1978-79
 Donaldson, Richard — 1982-83-84
 Dorn, Jim — 1969-70-71
 *Dotterer, E.G. (Gilly) — 1922-23
 Dotherow, Fudge — 1962
 *Douthit, Claude (Pug) — 1898-99-1900-01 (Capt.)
 Dozier, Ted — 1931-32-33
 Drag, Mark — 1985-86-87-88
 Driver, Stacey — 1982-83-84-85
 *Duckett, Graves — 1916
 *Duckworth, Joe — 1898-99-1900
 Ducworth, C.H. — 1974
 Ducworth, George — 1968-69-70
 Ducworth, Ronnie — 1966-67-68 (Capt.)
 Ducworth, Thomas — 1973
 Dukes, Mike — 1956-57-58
 Duley, Tom — 1965
 Dumas, Charlie — 1962-63-64
 Duncan, John — 1984
 *Dunlap, Tom — 1919-20
 Dunn, K.D. — 1981-82-83-84
 Durham, Steve — 1977-78-79-80
 Dyer, Clint — 1945-46-48
 *Dyess, Jimmy — 1929

E
 Earle, James — 1984-85-86-87
 *Earle, J.C. — 1900
 Eaves, Robin — 1990
 Eberhart, Terry — 1958
 Eidson, Wesley — 1967-68
 Eley, Thomas — 1975
 Ellenburg, Charlie — 1966-67
 Ellis, Joe — 1981-83-84
 *Ellison, Gill — 1904-05
 Elvington, B.B. — 1968-69-70 (Capt.)
 Emanuel, Emmett — 1920-21-22 (Capt.)
 *Emerson, Jack — 1947
 Engel, Karl — 1962
 English, Tom — 1968
 Enzor, Scott — 1985-86
 Eppes, Roy — 1976-77
 Eppley, Mike — 1982-83-84 (Capt.)
 *Epps, M.H. (Pepper) — 1910
 Esgro, Greg — 1984
 *Eskew, H.L. (Bud) — 1925-26-27 (Capt.)
 Ethridge, Brooks — 1970
 Ethridge, Don — 1969-70-71
 Evans, Charlie — 1962
 Eyler, Rick — 1968-70
 *Ezell, J.F. (Sam) — 1909-10
 *Ezell, R.B. (Doc) — 1912

F
 Fabers, Leon — 1972-73
 Facciolo, Mike — 1964-65-66 (Capt.)
 Farnham, Dave — 1969-70-71
 Farr, James — 1980-81-82-83 (Capt.)
 Fellers, Mark — 1972-73-74 (Co-Capt.)
 Fellers, Stan — 1932-33-34

Few, Bill — 1955-56-57
 Fewell, J.A. (Jake) — 1924-25
 Fewster, Butch — 1990
 Fields, Stacy — 1987-88-89-90
 *Finklea, Gary — 1923-24-25 (Capt.)
 *Finley, States Right G. — 1916-17
 Fisher, Brad — 1979-80-81
 Fitzpatrick, Pat — 1978
 Flagler, Terrence — 1982-84-85-86 (Capt.)
 *Flathman, Gene — 1936
 *Fleming, F — 1907-08
 Fleming, J.M. (Fatty) — 1925
 *Fleming, Vic — 1930-31
 Fleming, W.H. — 1929-30
 Flesch, Jeb — 1988-89-90
 Fletcher, Rodney — 1988-89
 Flowers, Kenny — 1983-84-85-86
 Floyd, George — 1939-40
 Fogle, Lou — 1961-62-63
 Folger, Mac — 1934-35-36
 *Fordham, Red — 1930-31 (Capt.)
 Foster, Jon — 1988
 *Forsythe, J.A. (Pee Wee) — 1901-02-03
 *Forsythe, W.C. — 1898-99-1900-01
 Fox, Angelo — 1987-88
 *Franklin, Harry — 1941-42
 *Freeman, Eddis — 1943-44-45-46
 *Frew, W.L. (Red) — 1918
 Frierson, Bob — 1982
 *Fritts, George — 1939-40-41
 Fuller, Steve — 1975-76-77 (Capt.)
 78 (Capt.)
 Fulmer, John — 1967-68-69
 Funderburk, Mike — 1968
 *Furtick, Fritz — 1903-04-05-06 (Capt.)

G
 Gage, Bobby — 1945-46-47-48
 Gaillard, Jerry — 1978-79-80-81
 Gainer, Chick — 1943-46-47-48
 Galloway, G.G. — 1972-73-74-75
 Galuska, Pete — 1969-70-71
 *Gandy, A.P. (Hop) — 1909-11-12-13 (Capt.)
 *Gantt, Jonnie — 1902
 *Gantt, W.A. — 1905
 Gardocki, Chris — 1988-89-90
 Garick, Richard — 1966-67-68
 *Garrison, Bill — 1902-03
 Garrison, C.C. — 1923
 Garrison, Gene — 1953
 Gaskin, Dreher — 1950-51-52-53 (Co-Capt.)
 Gasque, Mike — 1980-81
 *Gassaway, Jim — 1928-29
 Gaston, Clark — 1961-62-63
 *Gaston, R.T. — 1905-06-07
 Geathers, Eddie — 1978-79-80
 *Gee, C.F. (Little Mutt) — 1912-13-14
 *Gee, J.G. (Mutt) — 1914-15-16-17
 Gehret, Guy — 1972-73-74
 Gemas, Kevin — 1983-84
 Gennerich, Gary — 1970-71-72
 *Gentry, Charlie — 1896-97-98
 Gentry, Frank — 1950-51-52
 *George, A.P. — 1899-1900
 George, Buck — 1951-52-53-54 (Capt.)
 Gerald, Henry — 1965
 Gerrald, Steve — 1988
 Geter, Eric — 1989-90
 *Gettys, E.F. (Red) — 1918-19-20-21
 Gibbs, Steve — 1974-76-77-78
 Gibson, Cameron — 1988
 Gibson, Tyrone — 1989
 Gillespie, Bill — 1943
 Gillespie, Dick — 1948-50
 Gillespie, Frank — 1946-47-48
 *Gilmer, Grover G. — 1917-19-20-21
 *Gilmer, Frank — 1908-09-10
 Gilstrap, Clay — 1986-87
 Gilstrap, Earl — 1970-71
 Gilstrap, Rick — 1969-70-71
 Glaze, Coleman — 1960-61-62
 Glenn, Joe — 1979-80-81-82



Gobble, Robert — 1958
 Godfrey Steve — 1976-77 (Capt.)
 Goehring, Jim — 1976-77
 Goff, Johnnie Mac — 1968
 Goggins, Harold — 1975-76-77-78
 *Goins, Gus — 1936-37-38
 Goldberg, Bob — 1977-78
 *Gooding, R.F. (Fatty) — 1904
 Goodloe, John — 1977
 Goudelock, David — 1990
 Gordon, Chuck — 1976
 Gore, Buddy — 1966-67-68
 Goss, Dennis — 1971-72
 Graham, Bernie — 1950-51
 *Graham, George — 1944
 Granger, Ty — 1985-86-87-88
 Gravely, Mike — 1974
 *Gray, Bill — 1911
 Gray, Ricky — 1980
 Grijan, John — 1955-56-57
 (Co-Capt.)
 *Green, Harry — 1901-02
 Green, Mervin — 1988
 Greene, Earle — 1955-56
 Greene, Johnny — 1955
 Greenwalt, Stan — 1973
 Gresham, Metz — 1929
 Gressette, Larry — 1951-52-53
 (Co-Capt.)
 Gressette, Nathan — 1951-52-53
 (Co-Capt.)
 Griffin, Steve — 1982-84-85-86
 Griffith, Frank — 1954-55
 Grigsby, Billy Luke — 1948-49-50
 Grimes, Tyler — 1986-87-88
 Gue, Tommy — 1959-60-61
 *Gunnells, Bill — 1928-29
 Gunnells, Dan — 1965-66-67
 Guy, Ruben — 1932

H

Haddock, Lee — 1970-71
 Hagen, Arthur — 1944
 Haglan, J.D. — 1976-77-78
 Hair, Billy — 1950-51-52 (Co-Capt.)
 *Hair, J.C. — 1924-26-27
 *Hall, Bill — 1938-39-40 (Alt. Capt.)
 Hall, Delton — 1983-84-85-86
 Hall, Hollis — 1979-80-81
 Hall, Howard — 1989-90
 Hall, Les — 1989-90
 *Hall, R.M. (Fatty) — 1926-27-28
 Hall, Wade — 1960-63
 *Hamer, Ray — 1939-40-41
 *Hamilton, R.G. — 1896 (Capt.)
 *Hammett, L.O. — 1918
 Hammond, Brian — 1985
 Hammond, Vance — 1987-88-89-90
 *Hane, J.K. — 1924-25
 *Hane, Kit — 1928-29
 Hankins, Kelvin — 1989-90
 Hankinson, Crimmins — 1953-54
 *Hankle, Witt H. — 1908-09-10 (Capt.)
 Hansford, Ogden — 1974-75-78
 *Hanvey, Ernest — 1913
 *Hanvey, George — 1897-98
 *Hanvey, Jock T. — 1896-97-1902-03
 *Hardin, L.G. — 1916
 Harmon, Eric — 1987-88-89-90
 *Harmon, H.M. (Duck) — 1914-15-16
 *Harmon, S.E. (Pat) — 1922-23-24
 Harper, J.C. — 1985-86-87-88
 Harps, Wayne — 1986-87-88-89
 Harrell, Ricky — 1970-71-72
 *Harris, H.S. (Lazy Bill) — 1914-15-16
 Harris, John — 1990
 *Harris, L.D. — 1919
 Harris, Reggie — 1986-87-88
 Harris, Rudy — 1990
 Hart, Chris — 1989
 *Hart, Willard L. (Bub) — 1916-17
 Harvey, B.C. (Chubby) — 1925-26 (Capt.)
 *Harvey, Randy — 1967-68
 *Harvey, S.A. (Speck) — 1922
 Harvin, Lionell — 1929-30-31
 *Harvley, Clyde — 1931
 Hatcher, Dale — 1981-82-83-84


Hatcher, Jesse — 1987-88
 Hauser, Tad — 1980
 *Hayden, C.J. — 1911
 Hayes, Rudy — 1956-57-58
 (Alt. Capt.)
 Haynes, Joey — 1987
 Haynes, Norman — 1985-86-87
 Headen, Andy — 1979-80-81-82
 Hecht, Bill — 1963-64-65 (Capt.)
 *Heffner, L.B. — 1920
 Hefner, Larry — 1969-70-71 (Capt.)
 Heilig, Don — 1959
 *Heinemann, John — 1931-32-33
 (Capt.)
 *Hendee, H.M. (Tick) — 1925-26
 Henderson, Jerome — 1987-88-89-90
 Henderson, Joe — 1987-88-89
 Hendley, Dick — 1946-48-49-50
 Hendley, Richard — 1980-81-82
 *Hendricks, L.L. — 1896-97
 Heniford, Mark — 1974-75-76-77
 Heniford, Todd — 1984
 *Henley, Cliff — 1934-35
 Henry, Dale — 1969-70-71
 Herlong, Doug — 1948-51
 *Herlong, Henry — 1930
 Hicks, Harry — 1954
 Hicks, Ken — 1972
 Hill, Jerome — 1974-75
 Hilderbrand, Nolten — 1953
 Hinson, Randy — 1933-34-35
 *Holland, Joe — 1904 (Capt.)
 Holland, Lawson — 1974
 Holloman, Duke — 1983-84
 Holohan, R.F. (Butch) — 1921-22-23 (Capt.)-24
 Homonoff, Edward — 1973-74
 Hook, Charlie — 1965-66-68
 *Hook, Fred — 1931-32
 Hooper, Ricardo — 1986-87-88
 Hope, Leon — 1973-74-75
 Hopkins, Stan — 1971-72
 Horne, Charlie — 1956-57-58
 Horton, Tate — 1933-34-35
 Hostetler, Hoss — 1964-66-67
 Hough, James — 1945
 Howard, Jimmy — 1961-62-63
 Howell, Trey — 1988
 Hubert, Pooley — 1950-53
 Hudson, Alex — 1980-82-83
 Hudson, Billy — 1954-55-56
 Hudson, Billy — 1976-77-78
 Hudson, Bob — 1947-48-49-50
 Hudson, J.C. — 1950-51-52
 Hughes, Wade — 1971-72 (Capt.)
 Hunt, Revonne — 1951
 Hunter, Bill — 1942-46-47
 Hunter, Hamp — 1953-54-55
 *Hunter, N.M. (Buster) — 1899-1900-01
 Huntley, Chuck — 1970-73
 *Hydrick, Onan — 1908-09
 Hynes, Dave — 1960-61-62

I

Igwebuike, Donald — 1981-82-83-84
 *Inabinet, B.C. — 1953-54-55
 *Inabinet, Clarence J. — 1933-34-35
 Inge, Mark — 1986-87-88
 Ingle, Reid — 1982-83-84
 Ingram, Keith — 1987
 Inman, Don — 1984
 Isaacs, Mike — 1983-84-85

J

Jackson, Jack — 1969
 Jackson, Jacky — 1965-66-67
 Jackson, Jackie Lee — 1966-67-68
 Jackson, Kenzil — 1989-90
 Jackson, Kit — 1965-66-67
 Jackson, M.E. — 1921
 Jackson, Scott — 1952-53-54 (Capt.)
 *Jackson, S.L. (Stonewall) — 1922-23-24
 Jackson, Wister — 1938-39
 James, Charlie — 1988-89
 *James, M.B. (Jimmy) — 1911-12-13-14



Jimmy Howard lettered in 1961-62-63 as a running back. His father, Frank, holds legendary status in Clemson football history.

Jameson, Hugh — 1939-40-41
 Jansen, John — 1984-85-86
 Jaynes, Danny — 1976-77
 Jehlen, George — 1974-75-76
 Jenkins, Hunter — 1983
 *Jenkins, Ralph — 1943-44 (Capt.)
 45 (Capt.); 46 (Alt. Capt.)
 *Jennings, A.T. — 1914
 Jennings, Keith — 1985-86-87-88
 *Jeter, J.P. — 1913
 Jetton, Neal — 1973-74-75 (Co-Capt.)
 Johnson, A.J. — 1984-85
 Johnson, Bobby — 1970-71-72
 Johnson, John — 1987-88-89-90
 Johnson, Ricky — 1963-64-65
 Johnson, Tracy — 1985-86-87-88
 Jollay, Mike — 1985-86
 Jolley, Bobby — 1951
 *Jones, Bob — 1928-29-30
 Jones, Bob — 1972-73
 Jones, Jimmy — 1949
 Jordan, Homer — 1980-81-82 (Capt.)
 Jordan, Leonard — 1941
 Jordan, Whitey — 1955-56-57
 Jordan, Willie — 1975-76-77-78
 Joye, David — 1990
 Justus, Johnny — 1928-29-30 (Capt.)

K

*Kaigler, Ben — 1902
 *Kaigler, J.G. — 1898-99-1900
 Kaltenback, Leon — 1955-56-57
 (Co-Capt.)
 Kane, Mark — 1953-54 (Capt.)
 *Kangeter, Jonnie — 1910-11-12
 Katana, Ted — 1965-66
 *Kay, L.R. — 1917-19
 *Keasler, A.L. (Gus) — 1904-05
 *Keel, J.W. (Rastus) — 1906
 Keller, Morris — 1959
 Kelley, Don — 1969-70-71
 Kelley, Freddy — 1965-66-67
 Kelley, Steve — 1973
 Kempson, Otis — 1950-51-52
 Kendrick, Tommy — 1969-70-71
 Kennedy, Frank — 1950-51
 Kennedy, Tony — 1988-89-90
 Kenney, Steve — 1976-77-78
 Kesack, Gary — 1974-75-76
 Keys, Larry — 1965-66-67
 *Keyserling, H.L. (Golden) — 1920
 Kier, Brian — 1974-76-77
 Killen, Pat — 1959
 Kinard, Terry — 1979-80-81-82
 (Capt.)
 King, Anthony — 1976-77-78

King, Buddy — 1970-71-72 (Capt.)
 King, Don — 1952-53-54-55 (Capt.)
 King, Jack — 1968-69
 King, Jimmy — 1959-60-61
 *King, L.O. — 1901-02
 King, Tommy — 1959-60-61
 *Kinsler, J.H. — 1900
 Kirkconnell, Ben — 1932
 Kirkland, Levon — 1988-89-90
 *Kissam, Roddy — 1933-34-35
 Kitchens, Ronnie — 1967-68-69
 Knight, Herman — 1949-51
 *Klugh, W.W. — 1925-26
 Knoebel, Fred — 1950-51-52
 Knott, Hal — 1959
 Kormanicki, Dave — 1968-69
 Kreis, Kevin — 1976
 Kubu, Jon — 1989

L

*Lachicotte, G.E. (Boo) — 1910
 Lam, Elmo — 1960-61-62 (Capt.)
 Lambert, John — 1931
 LaMontagne, Joe — 1951-52-53
 Lancaster, Chris — 1985-86-87-88
 Langford, Charlie — 1979
 Langston, J.L. — 1920
 Lanzandoen, Jim — 1973
 Laraway, Walt — 1953-54-55
 Latimer, Al — 1978
 *Latimer, Bill — 1906
 *Lawrence, Bert — 1902
 Lawrence, Floyd — 1956
 Lawrence, Reggie — 1988-89-90
 Lawson, Larry — 1970
 Lawton, Streak — 1935-36
 Lawton, Winston — 1969
 Learn, Randy — 1979-80-81-82
 LeBel, David — 1973-74-75
 *Lee, A.C. (Bun) — 1907
 Lee, Mark — 1974-75
 Lee, Harry — 1934-35
 Leonard, Hal — 1946-47
 Leverman, Gerald — 1945
 *Lewis, Alex P. — 1911-12-13
 *Lewis, Gus — 1900-01
 Lewis, Harold — 1935-36-37 (Capt.)
 *Lewis, J.B. — 1898-99-1900
 Lewis, Merritt — 1932-33-34
 Lewis, Stacy — 1989-90
 Lewter, Steve — 1969-70-71
 Lhotsky, Joe — 1966-67-68
 Liberatore, Frank — 1964-66-67
 (Capt.)
 *Lightsey, F.B. (Bull) — 1922-24-25
 *Lightsey, L.M. (Yen) — 1917-18-19-20



Lindsey, Otis — 1981-82
 Link, A.C. — 1926
 *Littlejohn, C.E. (Mule) — 1913-14-15
 *Locklair, Ed (Pop) — 1941
 Locklair, Mike — 1966-67-68
 Logan, Jimmy — 1966
 *Logan, J.R. — 1912-13
 Long, Evans — 1930
 Long, Stacy — 1986-88-89-90
 Lott, Billy — 1977-78-79 (Capt.)
 Lott, James — 1986-87-88-89
 Lowman, P.I. (Pi) — 1918-19
 Lundeen, Danny — 1970-71
 Luzzi, Richie — 1966-67-68
 *Lykes, Powell — 1905-06
 *Lynah, Jim — 1900-01
 Lynn, Dave — 1958-59-60 (Capt.)
 Lytton, Jeff — 1983-84-85

Mc

McBride, Dan — 1973
 McCall, Jeff — 1979-80-81-82
 McCanless, Jim — 1955-56-58
 McCarley, Bob — 1927-28-29
 McCauley, Jim — 1949
 McClure, Bruce — 1963-64-65
 *McConnell, H.S. — 1914-15
 *McConnell, R.E. — 1925-26
 McConnell, S.W. — 1934-35-36
 *McConnell, T.S. — 1934-35-36
 McCory, Bob — 1944
 McCown, Fred — 1942
 *McCown, Slick — 1933-34
 *McCown, T.M. — 1918
 McCullough, Richard —
 1985-86-87-88
 McCurty, Damon — 1979
 McDaniel, Ed — 1988-89-90
 McDowell, Garry — 1974-75
 McElmurray, Mac — 1964-65-66
 McElveen, Norwood — 1939-40-41
 McFadden, Banks — 1937-38-39
 *McFadden, R.D. — 1908
 *McFadden, R.H. (Doc) — 1906-07
 McFadden, Wesley — 1985-87-88-89
 (Capt.)
 McGee, Edgar — 1965-66-67
 *McGill, C.A. — 1925
 McGlockton, Chester — 1989-90
 McGlone, T.F. — 1925
 McGuirt, Bill — 1960-61
 *McIver, Rick — 1904-05
 McKenny, Pat — 1985-86
 McKenzie, W.W. — 1918
 *McKeown, J.A. — 1903
 McLane, Riley — 1966-67
 McLaurin, Jewell — 1969-70
 *McLaurin, J.N. — 1904-05-06-07
 (Capt.)
 McLees, Jimmy — 1990
 McLellan, Bill — 1953-54
 McLellan, Cliff — 1981
 McLendon, Ed — 1939
 McLendon, Lem — 1955
 McMahan, Dave — 1969-70
 McMakin, John — 1969-70-71 (Capt.)
 *McMillan, Goat — 1928-29
 McMillan, Raiford — 1926-27-28
 *McMillan, W.L. (Red) — 1913-14-15
 McSwain, Chuck — 1979-80-81-82
 McSwain, Rodney — 1980-81-82-83

M

Mack, Terence — 1983-84-85-86
 (Capt.)
 Mack, Kevin — 1980-81-82-83
 Mader, Eric — 1989-90
 Magee, Watson — 1936-37-38
 *Magill, Dick — 1927-28-29
 *Magill, W.K. (Rummy) — 1913-14-15
 (Capt.)
 Magwood, Frank — 1980-81-82
 *Major, C.W. (Dopey) —
 1913-14-15-16 (Capt.)
 Mann, Wes — 1983-84-85
 Mannella, Dave — 1979
 Manos, Pete — 1949-50-51
 Marazza, Dick — 1954-55-56
 Mariable, Dorian — 1986-87-88-89

Marion, Phil — 1964-65-66
 Marler, Macolm — 1973-74-75-76
 (Co-Capt.)
 *Marshall, L.E. — 1926
 Martin, Bob — 1946-47-48 (Co-Capt.)
 Martin, Carl — 1981-82
 *Martin, J.M. — 1909-10-11
 Martin, Peanut — 1972-73-75
 *Martin, W.N. — 1925-27
 Masneri, Ray — 1956-57-58
 Mass, Wayne — 1965-66-67
 Massaro, Cary — 1980-81-82
 Massengill, Wells — 1972
 Mathews, Mike — 1971
 Mathews, Ray — 1947-48-49-50
 Mathews, Tony — 1973-74
 *Mathis, A.J. — 1898
 Mathis, Bill — 1957-58-59
 *Matthews, Bill — 1915-16
 Matthews, Mack — 1960-62-63
 Mattos, Tommy — 1952-53-54
 Mauldin, Hugh — 1963-64-65
 Mauney, Tony — 1988-89-90
 *Maxwell, Jeff — 1896-97
 *Maxwell, John — 1902-03
 Mayberry, Bob — 1979-80-81-82
 Mayer, Charlie — 1969-70-71
 Meadowcroft, Charlie — 1963-64-65
 Meadows, Dwayne — 1984-85-86
 Medlin, Rick — 1967-68-69
 Meeks, Chuck — 1982
 *Mellette, F.M. — 1911
 *Melton, L.H. (Doc) — 1923-24
 Michael, Benny — 1966-67-68
 *Midkiff, Bob — 1926
 Miller, Bill — 1962
 Miller, Billy — 1943
 *Miller, Bob — 1931-32 (Capt.)
 Miller, H.E. — 1937-38
 *Miller, Jack — 1944-47-48
 Miller, Jim — 1948
 Miller, Ron — 1958
 Mills, Jeff — 1974-75
 Milton, Eldridge — 1981-83-84-85
 Milton, Fred — 1968-69-70
 *Mimms, Charlie — 1946
 Moncrief, Richard — 1990
 Monledous, Zag — 1927-28
 Monneyham, Jack — 1949-50-51
 Montone, Neil — 1947
 Moore, Gene — 1947-48-49 (Capt.)
 Moore, Ken — 1952-53-54
 Moore, Otis — 1986-87-88-89 (Capt.)
 Moore, Ted — 1964
 *Moorer, John — 1945-46-47
 (Alt. Capt.)
 Moorer, Tom — 1938-39
 Morgan, Bobby — 1958-59
 Morgan, Lewis — 1946
 Morocco, Chris — 1986-87-88-89
 Morris, David — 1973
 Morrison, Pete — 1961
 Moss, Charlie — 1930-31-32
 Mouzon, Tyron — 1988-89-90
 *Mulherin, Eddie — 1928
 Mullen, Ray — 1965-66
 Mulligan, Wayne — 1966-67-68
 *Mullins, H.D. (Horse) — 1923-24
 Murray, Al — 1972-73-74
 Murray, John — 1978
 Myrick, Rocky — 1979

N

Ness, Jim — 1972-73-74 (Co-Capt.)
 Neville, J.L. — 1943
 Newell, Andy — 1985
 Newell, Mike — 1969-70
 *Nimitz, H.J. (Foots) — 1916
 Nix, Eric — 1984-85-86
 Noelte, Dave — 1982
 Nunamacher, Jeff — 1985-86-87-88
 Nunn, Arlington — 1987-88-89-90

O

O'Brien, Chuck — 1987-88, 90
 O'Cain, Mike — 1974-75-76
 (Co-Capt.)
 O'Dell, Billy — 1953-54-55

*O'Dell, John H. — 1918-19
 O'Dell, Wayne — 1941
 *Odom, W.F. — 1908
 Ogle, Chris — 1989-90
 Ohan, Chinedu — 1987-88
 *O'Kurowski, Whitey — 1937-38-39
 Olson, Dave — 1958-59-60
 Olson, Harold — 1957-58-59
 Olszewski, Harry — 1965-66-67
 *O'Neal, Belton (Speck) — 1920
 O'Neal, Brad — 1969-70
 O'Neal, Robert — 1989-90
 Orban, Turk — 1936
 Osborne, Ronnie — 1959-60-61
 Otorubio, Adubarie — 1985
 *Owens, J.C. (Susie) — 1919-20

P

*Padgett, F.M. — 1918
 *Padgett, G.D. — 1931
 Padgett, Jim — 1957-58
 *Padgett, O.D. — 1928-29 (Capt.)
 Padgett, Wade — 1939-40-41 (Capt.)
 Page, Wayne — 1965-66
 Pagliei, Joe — 1953-54-55
 Palmer, Cary — 1989
 *Palmer, E.D. (Frog) — 1925
 Palmer, Johnny — 1963-64-65
 Paredes, Bob — 1951-54
 Parete, Anthony — 1981-82-83-84
 Parker, Ace — 1940-41
 *Parker, Harry L. — 1912-13
 Parker, Jim — 1961-62-63 (Alt. Capt.)
 Pasley, Jim — 1939-40
 Pate, Milton — 1951-52
 Patrick, Chris — 1932
 *Patterson, Gene — 1931-32
 Patton, Bob — 1949-50-51 (Capt.)
 Paulling, Bob — 1979-81-82-83
 Pavilack, Harry — 1959-60-61
 Payne, Booty — 1940-41
 Payne, Jim — 1956-57-58
 Payne, Joe — 1937-38-39 (Capt.)
 Payne, Oliver — 1936-37
 Pearce, Frank — 1963-64-65
 Pearce, Roy — 1939-40
 Pearman, Dan — 1985-86
 *Pearman, Fred — 1899-1900-01
 Pearson, Ben — 1937-38-39
 Peeples, Ken — 1972-73-74
 (Co-Capt.)
 *Pegues, E.S. — 1899
 Pengitore, Ken — 1971-72-73 (Capt.)
 *Pennington, Clyde — 1935
 Pennington, Curtis — 1936-37-38
 (Alt. Capt.)
 *Perry, Bill — 1911
 *Perry, L. (Tom) — 1911
 Perry, Michael Dean — 1984-85-86-87
 (Capt.)
 *Perry, Tracy — 1976-77-78-79
 Perry, William — 1981-82-83-84
 (Capt.)
 Petoskey, Ted — 1963-64
 Phillips, Hank — 1986-87-88-89
 Phillips, Harley — 1943-44
 Phillips, Jim — 1945
 Phillips, John — 1984-85-86-87 (Capt.)
 Pickett, Edgar — 1980-81-82-83
 Pierce, Hal — 1940-41-42
 Pilot, Joe — 1958
 *Pinckney, E.H. — 1909
 *Pitts, Lewis — 1927-28
 Pleasant, Reggie — 1982-83-84
 Poe, Billy — 1944-45-46
 *Pollitzer, H.R. (Polly) — 1902
 Poole, Bob — 1961-62-63
 *Poole, R.F. (Sarg) — 1915-16
 Pope, Jamie — 1979
 Portas, Lou — 1964-65
 *Potts, R.C. (Daddy) — 1917-18-19
 Poulos, John — 1944-47-48-49
 *Pressley, E.H. (Buck) — 1912-13
 Pressley, O.K. — 1926-27-28 (Capt.)
 *Pressly, Harlan — 1927
 Price, John — 1970-71-72
 Price, L.C. — 1925
 Priestler, Buck — 1930-31

Priester, Buck — 1953-54-55
 Prince, Phil — 1944-46-47-48
 (Co-Capt.)
 *Pritchett, Jess — 1937
 Pruett, Chip — 1978-79
 *Pruitt, June — 1945-46
 *Proctor, Landrum — 1930-31
 Puckett, David — 1988-89-90
 Pusey, Mike — 1975

Q

Quarles, Jimmy — 1951-52
 Quick, Rodney — 1983-84-85
 Quinn, Dewey — 1945-46
 Quisenbury, Sonny — 1957-58

R

Raber, Brian — 1983-84-85-86
 *Radcliff, Charles — 1950-51-52
 Radford, Kevin — 1980
 *Randle, E.L. (Cat) — 1913-14-15
 *Randle, M.B. (Little Cat) —
 1918-19-20
 Rankin, Gary — 1963-64
 Ratchford, Warren — 1974-76-77-78
 Ray, Thomas — 1963-64-65
 Rayburn, Lee — 1966-67-68
 *Reams, T. Jack — 1918-22
 Reed, David — 1978-79
 Reese, Archie — 1974-75-76-77
 Reese, Steve — 1982-83-84-85
 (Capt.)
 Reeves, Marion — 1971-72-73
 Rembert, Johnny — 1981-82
 *Reynolds, Clifford M. (Pete) — 1926
 Reynolds, Jim — 1945-47-48-49
 Rhinehart, Jim — 1955
 Rhodes, John — 1971-72
 Richard, Al — 1989-90
 Richardson, Chuckle —
 1980-82-83-84
 Richardson, Cotton — 1943-44
 *Richardson, Joe — 1940
 Richardson, Mark — 1980-81-82
 Riddle, Leonard — 1943
 *Riggs, A.F. — 1897-98-99
 Riggs, Jim — 1983-84-85-86
 Riggs, Matt — 1985-86-87
 *Rion, Aubrey — 1939-40
 Rivers, Dalton — 1955-56
 Robbins, Butch — 1963-64
 *Robbs, C.M. — 1907-08-09 (Capt.)
 *Robinson, Charlie — 1922-23-24
 (Capt.)
 *Robinson, E.D. — 1934
 Robinson, James — 1979-80-82-83
 (Capt.)
 *Robinson, Joe — 1927
 Rodgers, George — 1950-51-52
 (Co-Capt.)
 Rogers, Bill — 1943-46
 Rogers, Billy G. — 1944-46
 Rogers, Floyd — 1965-66 (Capt.)
 *Rogers, Johnny — 1929
 *Rogers, Phil — 1965-66-67
 Rogers, Rodney — 1961-62
 Rogers, Shot — 1955-56
 Rollins, Bubba — 1978
 Rome, Stan — 1975
 *Roper, T.H. (Pug) — 1918-19
 Rose, Anthony — 1979-80-81
 Rose, Chuck — 1978-79-80
 Ross, Don — 1952-53-54
 Ross, Jack — 1942-46-47
 *Rothell, Claude — 1941-42
 Roulhac, Terrance — 1983-84-85-86
 Rowell, Spivey — 1944
 Roy, Wallace — 1923-24-25
 Ruffner, Bo — 1965-66-67
 Ruffner, Jim — 1964
 Rushton, Gil — 1945-48-49-50
 Russell, J.A. — 1943
 Russell, Jimmy — 1976
 Rutledge, Bill — 1943
 Ryans, Larry — 1989-90
 Ryan, Steve — 1977-78



S

*Sadler, Hope — 1902 (Capt.)
-03 (Capt.)
Salisbury, Tom — 1943-44-47-48
Salley, Grady — 1928-29-30
Samnik, Mike — 1990
*Sams, Hal — 1916
*Sanders, Al — 1935-36-37
Sanders, Smiley — 1971-72-73
Sandifer, Red — 1940-41
Sanford, Chuck — 1983-84-85
Sasser, David — 1971-72-73
Saunders, Bo — 1945-46
*Schilletter, W.A. (Shorty) —
1911-12-13-14 (Capt.)
*Schneck, J.R. — 1918-19
Schonhar, Todd — 1985-86
Schroder, F.E. — 1912
Scott, James — 1981-82-83
Scott, Randy — 1975-76 (Co-Capt.)
1977 (Capt.)-1978 (Capt.)
Scott, Shane — 1989-90
Scott, William — 1974-75
Scrudato, Ron — 1959-60-61
Sealy, Sonny — 1982
Sease, Jody — 1984-85
Sease, Tommy — 1955-56
Seay, Pitts — 1943
Seegars, Stacy — 1990
Seigler, Eddie — 1970-71-72
*Segars, Al — 1937
*Segars, Kent — 1936
Sellers, Joe — 1963-65
Setzekorn, Ken — 1984-85
Seyle, Rusty — 1986-87-88
Sharpe, Bill — 1964
Sharpe, Bob — 1938-39-40 (Capt.)
Sharpe, Bob Jr. — 1975-76
*Sharpe, F.J. — 1931
*Shealy, A.S. (Shack) — 1896-97-98
(Capt.)-99
Shealy, Pat — 1971-72
Shell, Bob — 1970-72-73
Sheppard, Ashley — 1989-90
Shields, John — 1968-69
*Shingler, Lowndes — 1958-59-60
(Co-Capt.)
Shirley, Jim — 1950-51-52
Shish, Paul — 1969
*Shockley, J.A. — 1922
Shore, Henry — 1933-34-35 (Capt.)
Shown, Jack — 1952-53
Shuford, Don — 1934-35-36
Siegel, Reuben — 1929-30-31
Siepe, Jeff — 1970-71-72
Silver, Dennis — 1974
*Simmons, T.D. (Shag) — 1919
Simmons, Ralph — 1937
Simmons, Wayne — 1989-90
Simpson, Don — 1943
Simpson, Tyrone — 1989-90
Sims, David — 1977-78-79-80
Sims, Marvin — 1977-78-79
*Sitton, Vet — 1902-03
Sizer, Danny — 1988-89-90
Skiffey, Jim — 1962
Smalls, Andy — 1950-52-53
Smart, Bill — 1944
Smith, Bill — 1977-78-79-81
Smith, Dennis — 1973-74-75
(Co-Capt.)
Smith, Glenn — 1949-50-51
Smith, Gregg — 1976
Smith, Harold — 1959
Smith, Jack — 1958-59
Smith, Joey — 1979-80
Smith, Lynn — 1979
Smith, Matt — 1977-78-79
Smith, Randy — 1965
Smith, Richard — 1985-86-87-88
Smith, Ronnie — 1974-75-76-77
Smith, Sterling — 1949-50
Smith, Terry — 1990
Smith, Thorny — 1968
Smith, Willie — 1954-55-57
*Snead, W.F. (Bill) — 1901
*Snowden, Moon — 1927

Snyder, Paul — 1957-58-59
(Co-Capt.)
Soloman, Homer — 1930
Soowal, Jeff — 1976-77-78
Southerland, Ivan — 1967-68-69
(Capt.)
*Sowell, Frank — 1930
Sox, Greg — 1986
*Spearman, Jack — 1920-21 (Capt.)
Spector, Robbie — 1988-89-90
Speros, Jim — 1980
Spiers, Bill — 1986
Spoonier, Bob — 1955-56-57
Spry, David — 1983-85-86-87
Squires, Tappey — 1969
Stacey, Jack — 1942
Stanford, M.C. — 1940
Stephens, Tony — 1986-87
Stevens, Alex — 1932-33-34
*Stevens, R.G. — 1909
*Stewart, J.D. — 1924
Stewart, Watt — 1944
Stocks, Jeff — 1971-72-73
Stockstill, Jeff — 1980-81-82
Stone, Don — 1973
Stough, Tim — 1973-74-75-76
Strayer, Phylil — 1969
Stribling, J.W. — 1913-14-15
*Strother, Frank — 1923
Stuckey, Jim — 1976-77-78-79
Sublette, Dick — 1948
*Suggs, H.L. — 1914-15
*Sullivan, Frank — 1897-98-99
Sultis, Jim — 1945-46-47
*Summers, J.C. (Chuck) — 1905-06
Sursavage, Butch — 1965-66-67
Sursavage, Jim — 1968-69-70 (Capt.)
Suttle, Jeff — 1980-81-82-83
Sutton, George — 1962
Sweatte, Johnny — 1941
*Swetenburg, J.R. — 1920-21
Swift, Bob — 1963
Swing, Dale — 1982-83-84
Swofford, Bob — 1927-28-29
*Swygert, George — 1896-97

T

Talley, J.H. — 1926
Taylor, Bruce — 1990
Taylor, Jeff — 1989
*Taylor, Jerry — 1961-62
Taylor, J.W. — 1943
Taylor, Vince — 1986-87-88-89
*Tennant, A.B. (Dutch) — 1921-
22-23-24
Testerman, Don — 1974-75
*Thackston, L.P. — 1917-18-19
Thomas, Bill — 1956-57-58 (Capt.)
Thomas, David — 1972
Thomas, Doug — 1987-88-89-90
Thomason, Johnny — 1955
Thompson, Dave — 1968-69-70
*Thompson, Doug — 1955
*Thompson, J.W. — 1916
Thompson, Marion — 1950-51-52
Thompson, Oscar — 1946-47-48
Thornton, Mark — 1978-79
*Thornton, R.E. — 1918
Thorsland, Oscar — 1960-61-62
Tice, Johnny — 1954
*Tillman, Henry — 1902
Timmerman, W.P. (Pap) — 1926-27
Timmons, Charlie — 1939-40-41
Tinsley, Sid — 1940-41-44 (Alt. Capt.)
Tisdale, Charlie — 1938-39-40
Todd, Moe — 1969
Tolley, Charlie — 1967-69 (Capt.)
*Tompkins, F.G. — 1896
Tompkins, James — 1966-67-68
Trapp, James — 1989-90
Trayham, Arden — 1943
Treadwell, David — 1985-86-87
Trembley, Jimmy — 1959
Trexler, Bru — 1937-39
Triplett, Danny — 1979-80-81-82
*Trobaugh, Allen — 1938
*Trobaugh, Earl — 1938

Troy, Mike — 1963-64
Trumpore, Arthur — 1943
*Troutman, John — 1933-34-35
Tucker, Richard — 1988
*Turbeville, A.C. — 1912
Turbeville, Horace — 1956
Turner, Bo — 1945-46
*Turner, H.M. (Tuck) — 1907
*Turnipseed, Rhett — 1922
Turpin, Bucky — 1966-67
Tuten, Rich — 1976-77-78
Tuttle, Perry — 1978-79-80-81 (Capt.)
Tyler, O.J. — 1974-76
Tyner, Mitch — 1973-74

U

Underwood, Willie — 1977-78-79-80
(Capt.)
Usry, George — 1957-58-59

V

*Valentine, Jack — 1926
Varn, Guy — 1983
Varn, Rex — 1976-77-78
Vaughan, Mark — 1985
Veronee, Jack — 1959-60-61
*Vogel, R.T. — 1896-97

W

Wade, Connie — 1966-67
Wade, D.A. — 1952
Wade, Don — 1950-51
*Wade, Grady — 1920
Wade, Mike — 1981
Wagner, Larry — 1958
Waldrep, Joe — 1964-65
Waldrep, Perry — 1967
Walker, Duane — 1984-85-86-87
Walker, Henry — 1946-47
*Walker, John E. — 1923-24-25
*Walker, Norman — 1897-98-99
(Capt.); 1900 (Capt.)
*Walker, R.H. — 1909-10
*Wall, J.E. — 1926
Wall, Pete — 1953-55
Wallace, Nelson — 1973-74-75-76
Walls, Henry — 1983-84-85
Walters, Joey — 1974-75-76
(Co-Capt.)
Walters, Henry — 1970-71
Ward, Billy — 1962-63-64
Ward, Jimmy — 1950-51-52
Ware, Billy — 1966-67-68
*Warr, Elza — 1926-27
*Warren, George — 1906-07
Washington, Jay — 1972-73
Waters, Charlie — 1967-68-69
Watson, Ben — 1969-70
Watson, C.W. — 1933-34
Watson, John — 1985
Watson, Ronald — 1981-82-83-84
Watts, Waldo — 1969-70
Weaver, Billy — 1962-63
*Webb, Clare (Tanny) —
1911-12-13-14
Webb, Gary — 1976-77-78
*Webb, H.B. — 1922
Webb, Hugh — 1940
Webb, Jack — 1957-58
*Webb, Mike — 1904
Webb, Travers — 1973-75-76-77
Weddington, Rick — 1976-77
Weeks, Jimmy — 1975-76-77
Weeks, Scott — 1981
Welchel, Ken — 1976-77
*Welch, Maxcey — 1930
Wells, Jeff — 1980-82-83-84
Wells, Jim — 1976-77
Wells, Jimmy — 1951-52-53
Wells, Joel — 1954-55-56 (Alt. Capt.)
Werner, Chuck — 1966-68-69
Werntz, Eddie — 1960-61-62
*Werts, Rufus — 1931-32
Wertz, J.B. — 1922-23
Wessinger, Ron — 1989
West, Calvin — 1959-60-61 (Capt.)
West, Fernandez — 1988-89
West, Ron — 1978
White, Clyde — 1952-53-54 (Capt.)
White, Harvey — 1957-58-59
(Co-Capt.)
*White, J.D. — 1896
*White, W.P. — 1908-09
Whitley, Curtis — 1988, 90
Whitmire, Jim — 1943-46-47-48
Whitten, Red — 1952-53-54
*Wiehl, E.M. — 1916
Wiggins, Don — 1969-70
Wiggs, Milton — 1945
*Wild, Ormond — 1953
*Wiles, Bill — 1935-36-37
*Wilhite, F.T. (Rusty) — 1921
Williams, Bobby — 1947-48-49
*Williams, Bratton — 1923-24
Williams, Braxton — 1982-83
*Williams, Jack — 1920-21-22
Williams, Jerome — 1986-89
Williams, Keith — 1983-84-85
*Williams, M.H. — 1917-19
Williams, Pat — 1985-86-87-88
Williams, Paul — 1978
Williams, Perry — 1983-84-85-86
Williams, Ray — 1983-84-85-86
Williams, Rodney — 1985-86-87-88
(Capt.)
Williams, Ronald — 1990
Williams, Scott — 1981-82-83-84
*Williams, Tommie — 1904
Williams, Tommy — 1953-54
Williams, Toney — 1976-77-78
Williamson, Jimmy - 1972-74-75
(Co-Capt.)
Willimon, Gene — 1932-33
Wills, Albert — 1950
*Willis, Don — 1936-37-38
Wilson, C.C. (Red) — 1921-22-23-24
Wilson, Jim — 1959
Wilson, Mac — 1969-70-71
Wilson, Ralph — 1944
Windham, E.E. — 1907
Windham, Kermit — 1936
Wingo, Bill — 1973-74-75-76
Wirth, Frank — 1979-71-72 (Capt.)
Wise, Frank — 1972-73-74-75
*Withers, George — 1950-51-52
Witherspoon, Derrick — 1990
*Witsell, F.L. (Fish) — 1915-16-17
(Capt.)
Woodruff, Foggy — 1928-29-30
*Woods, Charlie — 1936-37-38 (Capt.)
Woods, Fotsie — 1941-45
*Woods, Smith — 1903
*Woodward, Henry — 1932-33-34
(Capt.)
*Woodward, H.M. (Jake) — 1909-10
*Woodward, Jake — 1900
Woolford, Donnell — 1985-86-87-88
(Capt.)
Wray, A.F. (Bull) — 1921-22
Wray, Jack — 1924-25
Wright, Charlie — 1940-41-42 (Capt.)
Wright, Tom — 1940-41
Wrightenberry, Earl — 1950-51-52
Wurst, Jim — 1980-81-82
Wyatt, Charlie — 1952-53
Wyatt, Rick — 1977-78-79
*Wyndham, Dumb-Dumb —
1948-49-50
Wyse, Fred — 1935-36-37

Y

*Yarborough, Mule — 1929-30
Yarbrough, Al — 1933-34-35
Yauger, Ray — 1968-69-70 (Capt.)
Yeomans, Ken — 1980
Young, Eric — 1977-78-79
Yow, Ken — 1983

Z

Zager, Emil — 1958
*Zeigler, F.M. — 1920-21-22

*Deceased

All-Time Results

Clemson Records

1896 (2-1)

O. 28 14-6 W A Furman
N. 12 6-12 L A S. Carolina
N. 21 16-0 W A Wofford

1897 (2-2)

O. 9 0-24 L A Georgia
O. 23 10-0 W A Charlotte "Y"
O. 25 0-28 L A N. Carolina
N. 10 18-6 W A S. Carolina

1898 (3-1)

O. 8 8-20 L A Georgia
O. 20 55-0 W H Bingham
N. 17 24-0 W A S. Carolina
N. 24 23-0 W N1 Georgia Tech
N1 at Augusta, GA

1899 (4-2)

O. 7 0-11 L A Georgia
O. 14 10-0 W N1 Davidson
O. 28 0-34 L A Auburn
N. 9 34-0 W A S. Carolina
N. 18 24-0 W N1 N.C. State
N. 30 41-5 W N2 Georgia Tech
N1 at Rock Hill, SC
N2 at Greenville, SC

1900 (6-0)

O. 19 64-0 W H Davidson
O. 22 21-0 W A Wofford
N. 1 51-0 W A S. Carolina
N. 10 39-5 W A Georgia
N. 24 12-5 W N1 VPI
N. 29 35-0 W N2 Alabama
N1 at Charlotte, NC
N2 at Birmingham, AL

1901 (3-1-1)

O. 5 122-0 W H Guilford
O. 19 6-6 T A Tennessee
O. 26 29-5 W A Georgia
O. 31 11-17 L N1 VPI
N. 28 22-10 W N2 N. Carolina
N1 at Columbia, SC
N2 at Charlotte, NC

1902 (6-1)

O. 4 11-5 W H N.C. State
O. 18 44-5 W A Georgia Tech
O. 24 28-0 W A Furman
O. 30 6-12 L A S. Carolina
N. 8 36-0 W H Georgia
N. 15 16-0 W A Auburn
N. 27 11-0 W A Tennessee

1903 (4-1-1)

O. 10 29-0 W A Georgia
O. 17 73-0 W A Georgia Tech
O. 28 24-0 W N1 N.C. State
N. 14 6-11 L A N. Carolina
N. 21 24-0 W A Davidson
N. 26 11-11 T N2 Cumberland
N1 at Columbia, SC
N2 at Montgomery, AL

1904 (3-3-1)

O. 8 18-0 W N1 Alabama
O. 15 0-5 L H Auburn
O. 22 10-0 W H Georgia
O. 27 5-11 L N2 Sewanee
N. 5 11-11 T A Georgia Tech
N. 12 6-0 W A Tennessee
N. 24 0-18 L A N.C. State
N1 at Birmingham, AL
N2 at Columbia, SC

1905 (3-2-1)

O. 14 5-5 T H Tennessee
O. 21 35-0 W A Georgia
O. 25 25-0 W N1 Alabama
N. 11 26-0 W A Auburn
N. 18 0-41 L A Vanderbilt
N. 30 10-17 L A Georgia Tech
N1 at Columbia, SC

‡Denotes night game

1906 (4-0-3)

O. 13 0-0 T H VPI
O. 20 6-0 W H Georgia
O. 25 0-0 T N1 N.C. State
N. 3 0-0 T A Davidson
N. 10 6-4 W H Auburn
N. 19 16-0 W H Tennessee
N. 29 10-0 W A Georgia Tech
N1 at Columbia, SC

1907 (4-4)

S. 28 5-0 W H Gordon
O. 9 35-0 W H Maryville
O. 21 0-4 L H Tennessee
O. 31 15-6 W N1 N. Carolina
N. 4 0-12 L A Auburn
N. 7 0-8 L N2 Georgia
N. 9 6-10 L H Davidson
N. 28 6-5 W A Georgia Tech
N1 at Columbia, SC
N2 at Augusta, GA

1908 (1-6)

S. 26 15-0 W H Gordon
O. 10 0-6 L H VPI
O. 17 0-41 L A Vanderbilt
O. 28 0-13 L N1 Davidson
N. 5 0-8 L N2 Georgia
N. 14 5-6 L A Tennessee
N. 26 6-30 L A Georgia Tech
N1 at Columbia, SC
N2 at Augusta, GA

1909 (6-3)

S. 27 26-0 W H Gordon
O. 2 0-6 L A VPI
O. 9 17-5 W N1 Davidson
O. 16 0-3 L A2 Alabama
O. 23 19-0 W H Port Royal
N. 4 6-0 W A S. Carolina
N. 10 5-0 W N3 Georgia
N. 13 17-0 W A The Citadel
N. 25 3-29 L A Georgia Tech
N1 at Charlotte, NC
N3 at Augusta, GA
A2 at Birmingham, AL

1910 (4-3-1)

S. 24 26-0 W H Gordon
O. 1 0-3 L H Mercer
O. 8 24-0 W A Howard
O. 15 32-0 W A The Citadel
O. 22 0-17 L A Auburn
N. 3 24-0 W A S. Carolina
N. 10 0-0 T N1 Georgia
N. 24 0-34 L A Georgia Tech
N1 at Augusta, GA

1911 (3-5)

O. 14 0-29 L H Auburn
O. 21 15-0 W H Howard
O. 25 5-6 L H Florida
N. 2 27-0 W A S. Carolina
N. 4 18-0 W A The Citadel
N. 9 0-22 L N1 Georgia
N. 18 6-20 L N2 Mercer
N. 30 0-31 L A Georgia Tech
N1 at Augusta, GA
N2 at Columbus, GA

1912 (4-4)

O. 5 59-0 W A Howard
O. 12 26-0 W H Riverside
O. 19 6-27 L A Auburn
O. 26 52-14 W H The Citadel
O. 31 7-22 L A S. Carolina
N. 7 6-27 L N1 Georgia
N. 16 21-13 W A Mercer
N. 28 0-20 L A Georgia Tech
N1 at Augusta, GA

1913 (4-4)

O. 4 6-3 W H Davidson
O. 11 0-20 L A Alabama
O. 18 0-20 L H Auburn
O. 30 32-0 W A S. Carolina

N. 6 15-18 L N1 Georgia
N. 8 7-3 W A The Citadel
N. 17 52-0 W A Mercer
N. 27 0-34 L A Georgia Tech
N1 at Augusta, GA

1914 (5-3-1)

O. 3 0-0 T A Davidson
O. 10 0-27 L A Tennessee
O. 17 0-28 L A Auburn
O. 22 57-0 W A Furman
O. 29 29-6 W A S. Carolina
O. 31 14-0 W A The Citadel
N. 7 35-13 W A Georgia
N. 14 27-23 W N1 VMI
N. 26 6-26 L A Georgia Tech
N1 at Richmond, VA

1915 (2-4-2)

S. 25 94-0 W A Furman
O. 2 6-6 T H *Davidson
O. 9 3-0 W A Tennessee
O. 16 0-14 L N1 Auburn
O. 28 0-0 T A S. Carolina
N. 6 7-9 L N2 N. Carolina
N. 13 3-6 L N3 VMI
N. 25 0-13 L A Georgia
*Dedication of Riggs Field
N1 at Anderson, SC
N2 at Greenville, SC
N3 at Richmond, VA

1916 (3-6)

S. 30 7-6 W H Furman
O. 7 0-26 L N1 Georgia
O. 14 0-14 L H Tennessee
O. 20 0-28 L A Auburn
O. 26 27-0 W A S. Carolina
N. 11 7-37 L N2 VMI
N. 16 0-3 L N3 The Citadel
N. 22 40-0 W H Presbyterian
N. 30 0-33 L N4 Davidson
N1 at Anderson, SC
N2 at Richmond, VA
N3 at Orangeburg, SC
N4 at Charlotte, NC

1917 (6-2)

S. 28 13-0 W H Presbyterian
O. 13 38-0 W A Furman
O. 19 0-7 L H Auburn
O. 25 21-13 W A S. Carolina
N. 1 27-16 W A Wofford
N. 8 20-0 W N1 The Citadel
N. 17 55-7 W N2 Florida
N. 29 9-21 L N3 Davidson
N1 at Orangeburg, SC
N2 at Jacksonville, FL
N3 at Charlotte, NC

1918 (5-2)

S. 27 65-0 W H Camp Sevier
O. 5 0-28 L A Georgia Tech
N. 2 39-0 W A S. Carolina
N. 9 13-66 L H Camp Hancock
N. 16 7-0 W N1 The Citadel
N. 23 68-7 W H Furman
N. 28 7-0 W H Davidson
N1 at Columbia, SC

1919 (6-2-2)

S. 27 53-0 W H Erskine
O. 3 7-0 W H Davidson
O. 11 0-28 L A Georgia Tech
O. 17 0-7 L A Auburn
O. 25 14-0 W H Tennessee
O. 30 19-6 W A S. Carolina
N. 7 19-7 W H Presbyterian
N. 13 33-0 W N1 The Citadel
N. 21 7-7 T A Furman
N. 27 0-0 T A Georgia
N1 at Orangeburg, SC

1920 (4-6-1)

S. 24 26-0 W H Erskine
O. 1 7-7 T H Presbyterian
O. 2 26-6 W H Newberry

FAST 500

Clemson won its 500th game in its illustrious football history last year at Wake Forest. The Tigers looked like they were trying to qualify for the Indy 500 as the 24-6 win took only two hours and 21 minutes to play, the fastest game of the 1990 season.

O. 9 13-7 W H Wofford
O. 15 0-21 L H Auburn
O. 23 0-26 L A Tennessee
O. 28 0-3 L A S. Carolina
N. 6 0-7 L A Georgia Tech
N. 11 26-0 W N1 The Citadel
N. 20 0-14 L A Furman
N. 25 0-55 L A Georgia
N1 at Orangeburg, SC

1921 (1-6-2)

O. 1 0-14 L A Centre
O. 7 34-0 W H Presbyterian
O. 14 0-56 L A Auburn
O. 21 0-0 T A Furman
O. 27 0-21 L A S. Carolina
N. 5 7-48 L A Georgia Tech
N. 10 7-7 T N1 The Citadel
N. 18 0-13 L H Erskine
N. 24 0-28 L A Georgia
N1 at Orangeburg, SC

1922 (5-4)

S. 30 0-21 L H Centre
O. 7 57-0 W H Newberry
O. 13 13-0 W H Presbyterian
O. 26 3-0 W A S. Carolina
N. 4 7-21 L A Georgia Tech
N. 11 18-0 W A The Citadel
N. 18 52-0 W H Erskine
N. 25 6-20 L A Furman
D. 2 14-47 L N1 Florida
N1 at Jacksonville, FL

1923 (5-2-1)

S. 29 0-0 T H Auburn
O. 6 32-0 W H Newberry
O. 13 7-28 L A Centre
O. 25 7-6 W A S. Carolina
N. 3 6-25 L A VPI
N. 9 12-0 W H Davidson
N. 17 20-0 W H Presbyterian
N. 29 7-6 W A Furman

1924 (2-6)

S. 27 60-0 W H Elon
O. 4 0-13 L A Auburn
O. 11 14-0 W H Presbyterian
O. 23 0-3 L A S. Carolina
N. 1 6-50 L H VPI
N. 8 0-7 L N1 Davidson
N. 15 0-20 L N2 The Citadel
N. 27 0-3 L H Furman
N1 at Charlotte, NC
N2 at Anderson, SC

1925 (1-7)

S. 26 9-14 L H Presbyterian
O. 3 6-13 L H Auburn
O. 10 6-19 L A Kentucky
O. 22 0-33 L A S. Carolina
O. 29 0-13 L A Wofford
N. 7 0-42 L H Florida
N. 14 6-0 W A The Citadel
N. 26 0-26 L A Furman

1926 (2-7)

S. 18 7-0 W H Erskine
S. 25 0-14 L H Presbyterian
O. 2 0-47 L A Auburn
O. 9 7-3 W H N.C. State
O. 21 0-24 L A S. Carolina
O. 28 0-3 L A Wofford
N. 6 0-33 L A Florida
N. 13 6-15 L H The Citadel
N. 25 0-30 L A Furman

1927 (5-3-1)

S. 24 0-0 T H Presbyterian
O. 1 3-0 W H Auburn
O. 8 6-18 L A N.C. State
O. 14 25-6 W H Erskine
O. 20 20-0 W A S. Carolina
O. 29 6-0 W H Wofford
N. 5 13-0 W A The Citadel
N. 12 0-32 L A Georgia
N. 24 0-28 L A Furman



1928 (8-3)

S. 22	30-0	W	H	Newberry
S. 29	6-0	W	H	Davidson
O. 6	6-0	W	A	Auburn
O. 12	7-0	W	N1	N.C. State
O. 19	52-0	W	H	Erskine
O. 25	32-0	W	A	S. Carolina
N. 3	7-26	L	A	Mississippi
N. 10	12-0	W	N2	VMI
N. 17	6-27	L	N3	Florida
N. 29	27-12	W	A	Furman
D. 8	7-12	L	A	The Citadel
N1 at Florence, SC				
N2 at Lynchburg, VA				
N3 at Jacksonville, FL				

1929 (8-3)

S. 21	68-0	W	H	Newberry
S. 28	32-14	W	N1	Davidson
O. 5	26-7	W	H	Auburn
O. 11	26-0	W	N2	N.C. State
O. 18	30-0	W	A	Wofford
O. 24	21-14	W	A	S. Carolina
N. 2	6-44	L	A	Kentucky
N. 9	0-12	L	N3	VMI
N. 16	7-13	L	A	Florida
N. 23	13-0	W	H	The Citadel
N. 28	7-6	W	H	Furman
N1 at Charlotte, NC				
N2 at Florence, SC				
N3 at Norfolk, VA				

1930 (8-2)

S. 20	28-7	W	H	Presbyterian
S. 27	32-0	W	H	Wofford
O. 3	13-7	W	N1	The Citadel
O. 11	27-0	W	N2	N.C. State
O. 17	75-0	W	H	Newberry
O. 23	20-7	W	A	S. Carolina
N. 1	0-27	L	A	Tennessee
N. 8	32-0	W	N3	VMI
N. 15	0-27	L	N4	Florida
N. 27	12-7	W	A	Furman
N1 at Florence, SC				
N2 at Charlotte, NC				
N3 at Norfolk, VA				
N4 at Jacksonville, FL				

1931 (1-6-2)

S. 25	0-0	T	H	Presbyterian
O. 3	0-44	L	A	Tennessee
O. 10	6-0	W	N1	N.C. State
O. 16	0-6	L	N2	The Citadel
O. 22	0-21	L	A	S. Carolina
O. 31	0-12	L	H	Oglethorpe
N. 7	6-7	L	N3	VMI
N. 14	7-74	L	N4	Alabama
N. 26	0-0	T	A	Furman
N1 at Charlotte, NC				
N2 at Florence, SC				
N3 at Norfolk, VA				
N4 at Montgomery, AL				

1932 (3-5-1)

S. 23	13-0	W	H	Presbyterian
O. 1	14-32	L	A	Georgia Tech
O. 8	0-13	L	A	N.C. State
O. 14	19-0	W	H	Erskine
O. 20	0-14	L	A	S. Carolina
O. 29	7-7	T	A	Davidson
N. 5	18-6	W	A	The Citadel
N. 11	18-32	L	H	Georgia
N. 24	0-7	L	A	Furman

1933 (3-6-2)

S. 23	6-6	T	H	Presbyterian
S. 30	2-39	L	A	Georgia Tech
O. 7	9-0	W	H	N.C. State
O. 13	0-0	T	A	George Washington
O. 19	0-7	L	A	S. Carolina
O. 28	0-13	L	N1	Mississippi
N. 4	13-0	W	N2	Wake Forest
N. 11	13-14	L	A	Wofford
N. 18	0-13	L	N3	Mercer
N. 25	7-0	W	H	The Citadel
N. 30	0-6	L	A	Furman
N1 at Meridian, MS				
N2 at Charlotte, NC				
N3 at Savannah, GA				

1934 (5-4)

S. 22	6-0	W	H	Presbyterian
S. 29	7-12	L	A	Georgia Tech
O. 6	6-20	L	A	Duke
O. 13	0-7	L	A	Kentucky
O. 25	19-0	W	A	S. Carolina
N. 3	12-6	W	A	N.C. State

‡Denotes night game

N. 10	0-40	L	A	Alabama
N. 17	32-0	W	N1	Mercer
N. 29	7-0	W	H	Furman
N1 at Savannah, GA				

1935 (6-3)

S. 21	25-6	W	H	Presbyterian
S. 28	28-7	W	A	VPI
O. 5	13-7	W	H	Wake Forest
O. 12	12-38	L	A	Duke
O. 24	44-0	W	A	S. Carolina
N. 2	13-0	W	N1	Mercer
N. 9	0-33	L	A	Alabama
N. 16	6-0	W	A	The Citadel
N. 28	6-8	L	A	Furman
N1 at Augusta, GA				

1936 (5-5)

S. 19	19-0	W	H	Presbyterian
S. 26	20-0	W	H	VPI
O. 3	0-32	L	A	Alabama
O. 10	0-25	L	A	Duke
O. 16	0-6	L	A	Wake Forest
O. 22	19-0	W	A	S. Carolina
O. 31	14-13	W	A	Georgia Tech
N. 7	20-0	W	A	The Citadel
N. 14	6-7	L	A	Kentucky
N. 26	0-12	L	H	Furman

1937 (4-4-1)

S. 18	46-0	W	H	Presbyterian
S. 25	0-7	L	A	Tulane
O. 2	6-21	L	A	Army
O. 9	0-14	L	A	Georgia
O. 21	34-6	W	A	S. Carolina
O. 30	32-0	W	H	Wake Forest
N. 6	0-7	L	A	Georgia Tech
N. 13	10-9	W	A	Florida
N. 25	0-0	T	A	Furman

1938 (7-1-1, 3-0-1, 2nd in So. Conf.)

S. 17	26-0	W	H	Presbyterian
S. 24	13-10	W	A	Tulane
O. 1	7-20	L	A	Tennessee
O. 8	7-7	T	N1	VMI
O. 20	34-12	W	A	S. Carolina
O. 28	7-0	W	A	Wake Forest
N. 5	27-0	W	N2	G. Wash.
N. 12	14-0	W	A	Kentucky
N. 24	10-7	W	H	Furman
N1 at Charlotte, NC				
N2 at Greenville, SC				

1939 (9-1, 4-0, 2nd in So. Conf.)

Ranked 12th in AP				
S. 23	18-0	W	H	Presbyterian
S. 30	6-7	L	A	Tulane
O. 7	25-6	W	N1	N.C. State
O. 19	27-0	W	A	S. Carolina
O. 28	15-7	W	A	Navy
N. 3	13-6	W	A	G. Wash.
N. 11	20-7	W	H	Wake Forest
N. 18	21-6	W	A	Southwestern (16-NR)
N. 25	14-3	W	A	Furman (15-NR)
J. 1	6-3	W	N2	Bost. Coll. (12-11)
N1 at Charlotte, NC				
N2 at Cotton Bowl, Dallas, TX				

1940 (6-2-1, 4-0, So. Conf. Champs)

S. 21	38-0	W	A	Presbyterian
S. 28	26-0	W	H	Wofford
O. 5	26-7	W	N1	N.C. State
O. 12	39-0	W	H	Wake Forest
O. 24	21-13	W	A	S. Carolina (13-NR)
N. 2	0-13	L	A	Tulane (10-NR)
N. 9	7-21	L	A	Auburn
N. 16	12-12	T	A	Southwestern
N. 23	13-7	W	A	Furman
N1 at Charlotte, NC				

1941 (7-2, 5-1, 3rd in So. Conf.)

S. 20	41-12	W	H	Presbyterian
S. 27	36-7	W	A1	VMI
O. 4	27-6	W	N2	N.C. State
O. 11	26-13	W	A	Bost. Coll.
O. 23	14-18	L	A	S. Carolina (14-NR)
O. 31	19-0	W	A	G. Wash.
N. 15	29-0	W	H	Wake Forest
N. 22	34-6	W	A	Furman (18-NR)
N. 29	7-28	L	A	Auburn (16-NR)
A1 at Lynchburg, VA				
N2 at Charlotte, NC				

1942 (3-6-1, 2-3-1, 9th in So. Conf.)

S. 19	32-13	W	H	*Presbyterian
S. 26	0-0	T	A1	VMI
O. 3	6-7	L	N2	N.C. State
O. 10	7-14	L	A	Bost. Coll.
O. 22	18-6	W	A	S. Carolina
O. 31	6-19	L	A	Wake Forest
N. 7	0-7	L	H	G. Wash.



Jess Neely coached Clemson to a 9-1 mark in 1939. Here he is seen with Don Willis, Red Pearson, Bob Bailey and Dan Coleman.

N. 14	6-24	L	A	Jax. N.A.S.
N. 21	12-7	W	H	Furman
N. 28	13-41	L	A	Auburn (NR-16)
A1 at Lynchburg, VA				
N2 at Charlotte, NC				

*First game in Memorial Stadium

†Clemson's 200th win

1943 (2-6, 2-3, 7T in So. Conf.)

S. 25	12-13	L	H	Presbyterian
O. 2	19-7	W	N1	N.C. State
O. 9	7-12	L	N2	VMI
O. 21	6-33	L	A	S. Carolina
O. 30	12-41	L	H	Wake Forest
N. 6	26-6	W	A	Davidson
N. 13	6-32	L	N3	Ga. Preflight
N. 20	6-41	L	A	Ga. Tech (NR-15)
N1 at Charlotte, NC				
N2 at Roanoke, VA				
N3 at Greenville, SC				

1944 (4-5, 3-1, 3T in So. Conf.)

S. 23	34-0	W	H	Presbyterian
S. 30	0-51	L	A	Ga. Tech
O. 7	13-7	W	N1	N.C. State
O. 19	20-13	W	A	S. Carolina
O. 28	7-26	L	A	Tennessee (NR-19)
N. 4	7-13	L	A	W. Forest (NR-17)
N. 11	57-12	W	H	VMI
N. 18	20-36	L	A	Tulane
N. 24	7-21	L	A	Georgia
N1 at Charlotte, NC				

1945 (6-3-1, 2-1-1, 4th in So. Conf.)

S. 22	76-0	W	H	Presbyterian
S. 29	0-20	L	A	Georgia
O. 6	13-0	W	A	N.C. State
O. 13	7-6	W	H	Pensacola NAS
O. 25	0-0	T	A	S. Carolina
N. 2	6-7	L	A	Miami (FL)
N. 10	35-0	W	H	Va. Tech
N. 17	47-20	W	A	Tulane
N. 24	21-7	W	A	Ga. Tech
D. 1	6-13	L	H	Wake Forest (16-NR)

1946 (4-5, 2-3, 11th in So. Conf.)

S. 21	39-0	W	H	Presbyterian
S. 27	12-35	L	A	Georgia
O. 5	7-14	L	H	N.C. State
O. 12	7-19	L	A	Wake Forest
O. 24	14-26	L	A	S. Carolina
N. 2	14-7	W	A	Va. Tech
N. 9	13-54	L	A	Tulane
N. 16	20-6	W	H	Furman
N. 23	21-13	W	N1	Auburn
N1 at Montgomery, AL				

1947 (4-5, 1-3, 12th in So. Conf.)

S. 20	42-0	W	H	Presbyterian
S. 26	22-32	L	A	Bost. Coll.
O. 4	14-16	L	H	Wake Forest
O. 11	0-18	L	A	N.C. State
O. 23	19-21	L	A	S. Carolina
O. 31	6-21	L	A	Georgia
N. 8	35-7	W	A	Furman
N. 15	34-13	W	A	Duquesne
N. 22	34-18	W	H	Auburn

1948 (11-0, 5-0, So. Conf. Champs)

Ranked 11th in AP				
S. 25	53-0	W	H	‡Presbyterian§
O. 2	6-0	W	H	‡N.C. State
O. 9	21-7	W	A	Miss. State
O. 21	13-7	W	A	S. Carolina (14-NR)
O. 29	26-19	W	A	‡Bost. Coll. (13-NR)
N. 6	41-0	W	H	Furman (12-NR)
N. 13	21-14	W	A	Wake Forest (10-19)
N. 20	42-0	W	H	Duquesne (9-NR)
N. 27	7-6	W	A1	Auburn (11-NR)
D. 4	20-0	W	A	The Citadel (10-NR)
J. 1	24-23	W	N2	Missouri (10-NR)
A1 at Mobile, AL				
N2 at Gator Bowl, Jacksonville				
§—First home night game				
‡—Night Game				

1951 (7-3, 3-1, 5th in So. Conf.)

Ranked 19th in AP

S. 22	53-6	W	H	‡Presbyterian
S. 29	20-14	W	A	‡Rice
O. 6	6-0	W	A	‡N.C. State (18-NR)
O. 13	7-21	L	A	‡Pacific (16-NR)
O. 25	0-20	L	A	S. Carolina
N. 3	21-6	W	H	Wake Forest
N. 10	21-2	W	H	Bost. Coll.
N. 17	34-14	W	A	Furman
N. 24	34-0	W	H	Auburn
J. 1	0-14	L	N1	Miami (FL) (19-15)

N1 at Gator Bowl, Jacksonville, FL

1952 (2-6-1)*

S. 20	53-13	W	H	‡Presbyterian
S. 27	7-14	L	H	Villanova
O. 4	0-28	L	A	Maryland (NR-3)
O. 11	13-54	L	A	Florida
O. 23	0-6	L	A	S. Carolina
O. 31	13-0	W	A	‡Bost. Coll.
N. 8	12-12	T	A	Fordham
N. 15	14-27	L	A	Kentucky
N. 22	0-3	L	A	Auburn

*Clemson ineligible for So. Conf. Championship

FIRST YEAR OF ACC

1953 (3-5-1, 1-2, 6th in ACC)

S. 19	33-7	W	H	‡Presbyterian
S. 26	14-14	T	A	Bost. Coll.
O. 3	0-20	L	H*	Maryland (NR-3)
O. 9	7-39	L	A	‡Miami (FL)
O. 22	7-14	L	A	S. Carolina
O. 31	18-0	W	H	Wake Forest
N. 7	7-20	L	A	Ga. Tech (NR-6)
N. 14	34-13	W	A	The Citadel
N. 21	19-45	L	H	Auburn (NR-14)

*Clemson's first ACC game

1954 (5-5, 1-2, 5th in ACC)

S. 18	33-0	W	H	‡Presbyterian
S. 25	7-14	L	A	Georgia
O. 2	7-18	L	H	Va. Tech
O. 9	14-7	W	N1	‡Florida (NR-14)
O. 21	8-13	L	A	S. Carolina
O. 30	32-20	W	N2	Wake Forest
N. 6	27-6	W	H	Furman
N. 13	0-16	L	A	Maryland (NR-17)
N. 20	6-27	L	A	Auburn (NR-18)
N. 27	59-0	W	H	The Citadel

A1 at Jacksonville, FL

N2 at Charlotte, NC

1955 (7-3, 3-1, 3rd in ACC)

S. 17	33-0	W	H	‡Presbyterian
S. 24	20-7	W	A	Virginia
O. 1	26-7	W	H	Georgia
O. 8	7-21	L	A	‡Rice (16-NR)
O. 20	28-14	W	A	S. Carolina
O. 29	19-13	W	H	Wake Forest
N. 5	21-16	W	N1	Va. Tech
N. 12	12-25	L	H	Maryland (NR-2)
N. 19	0-21	L	N2	Auburn (NR-12)
N. 26	40-20	W	A	Furman

N1 at Roanoke, VA

N2 at Mobile, AL

1956 (7-2-2, 4-0-1, ACC Champs)

Ranked 19th in AP

S. 22	27-7	W	H	‡Presbyterian
S. 29	20-20	T	A	Florida (NR-19)
O. 6	13-7	W	A	‡N.C. State
O. 13	17-0	W	A	Wake Forest
O. 25	7-0	W	A	S. Carolina (20-NR)
N. 3	21-6	W	H	Va. Tech (13-NR)
N. 10	6-6	T	A	Maryland (11-NR)
N. 16	0-21	L	A	‡Miami (FL) (13-8)
N. 24	7-0	W	H	Virginia
D. 1	28-7	W	H	Furman
J. 1	21-27	L	N1	Colorado (19-20)

N1 at Orange Bowl, Miami, FL

1957 (7-3, 4-3, 3T in ACC)

Ranked in Tie for 18th in UPI

S. 21	66-0	W	H	Presbyterian
S. 28	0-26	L	A	N. Carolina
O. 5	7-13	L	H	N.C. State (NR-13)
O. 12	20-6	W	A	Virginia
O. 24	13-0	W	A	S. Carolina
N. 2	20-7	W	A	‡Rice
N. 9	26-7	W	H	Maryland
N. 16	6-7	L	A	Duke (14-11)
N. 23	13-6	W	H	Wake Forest
N. 30	45-6	W	A	Furman

‡—Denotes night game

1958 (8-3, 5-0, ACC Champs)

Ranked 12th in AP, 13th in UPI

S. 20	20-15	W	H	Virginia (18-NR)
S. 27	26-21	W	H*	N. Carolina
O. 4	8-0	W	A	Maryland (10-NR)
O. 11	12-7	W	A	‡Vanderbilt (8-NR)
O. 23	6-26	L	A	S. Carolina (10-NR)
N. 1	14-12	W	H	Wake Forest (19-NR)
N. 8	0-13	L	A	Ga. Tech (17-NR)
N. 15	13-6	W	A	N.C. State
N. 22	34-12	W	H	Bost. Coll. (16-NR)
N. 29	36-19	W	H	Furman (12-NR)
J. 1	0-7	L	N1	LSU (12-1)

*Frank Howard's 100th win at Clemson

N1 at Sugar Bowl at New Orleans, LA

1959 (9-2, 6-1, ACC Champs)

Ranked 11th in AP

S. 19	20-18	W	A	N. Carolina (18-12)
S. 26	47-0	W	A	Virginia (5-NR)
O. 3	6-16	L	A	Ga. Tech (7-8)
O. 10	23-0	W	H	N.C. State
O. 22	27-0	W	A*	S. Carolina (17-NR)
O. 31	19-0	W	A	‡Rice (12-NR)
N. 7	6-0	W	H	Duke (10-NR)
N. 14	25-28	L	H	Maryland (11-NR)
N. 21	33-31	W	H	Wake Forest (19-NR)
N. 28	56-3	W	A	Furman (14-NR)
D. 19	23-7	W	†N1	TCU (11-7)

N1 at Bluebonnet Bowl, Houston, TX

*Last Big Thursday game

†Clemson's 300th win

1960 (6-4, 4-2, 4th in ACC)

S. 24	28-7	W	A	Wake Forest (9-NR)
O. 1	13-7	W	H	Va. Tech (7-NR)
O. 8	21-7	W	H	Virginia (8-NR)
O. 15	17-19	L	A	Maryland (8-NR)
O. 22	6-21	L	A	Duke
O. 29	20-22	L	A	Vanderbilt
N. 5	24-0	W	H	N. Carolina
N. 12	12-2	W	H	*S. Carolina
N. 19	14-25	L	A	Bost. Coll.
N. 26	42-14	W	H	Furman

*First S. Carolina game at Clemson

1961 (5-5, 3-3, 3T in ACC)

S. 23	17-21	L	A	Florida (*-NR)
S. 30	21-24	L	H	Maryland (NR-*)
O. 7	27-0	W	A	N. Carolina (NR-*)
O. 14	13-17	L	H	Wake Forest (*-NR)
O. 21	17-7	W	A	Duke
O. 28	14-24	L	A	Auburn (*-*)
N. 4	21-6	W	H	Tulane
N. 11	14-21	L	A	S. Carolina
N. 18	35-6	W	H	Furman
N. 25	20-0	W	H	N.C. State

1962 (6-4, 5-1, 2nd in ACC)

S. 22	9-26	L	A	Ga. Tech
S. 29	7-0	W	A	N.C. State (NR-*)
O. 6	24-7	W	A	Wake Forest
O. 13	16-24	L	H	Georgia
O. 20	0-16	L	H	Duke (NR-*)
O. 27	14-17	L	H	Auburn
N. 3	17-6	W	H	N. Carolina
N. 10	44-3	W	A	Furman
N. 17	17-14	W	A	Maryland
N. 24	20-17	W	H	S. Carolina

1963 (5-4-1, 5-2, 3T in ACC)

S. 21	14-31	L	A	Oklahoma (*-4)
S. 28	0-27	L	A	Ga. Tech (NR-9)
O. 5	3-7	L	H	N.C. State (NR-*)
O. 12	7-7	T	H	Georgia
O. 19	30-35	L	A	Duke (NR-*)
O. 26	35-0	W	A	Virginia
N. 2	36-0	W	H	Wake Forest
N. 9	11-7	W	A	N. Carolina
N. 16	21-6	W	H	Maryland
N. 28	24-20	W	A	*S. Carolina

*Only Clemson-USC game on Thanksgiving Day

1964 (3-7, 2-4, 7th in ACC)

S. 19	28-0	W	H	Furman
S. 26	0-9	L	A	N.C. State
O. 3	7-14	L	A	Ga. Tech (NR-*)
O. 10	7-19	L	A	Georgia
O. 17	21-2	W	A	Wake Forest
O. 24	10-14	L	A	TCU
O. 31	29-7	W	H	Virginia
N. 7	0-29	L	H	N. Carolina
N. 14	0-34	L	A	Maryland
N. 20	3-7	L	H	S. Carolina



Frank Howard made everyone stand up and take notice of his Clemson teams in the Forties, Fifties and Sixties.

1965 (5-5, 4-3, ACC Co-Champs)

S. 18	21-7	W	H	N.C. State
S. 25	20-14	W	A	Virginia
O. 2	6-28	L	A	Ga. Tech
O. 9	9-23	L	A	Georgia (NR-4)
O. 16	3-2	W	A	Duke (NR-*)
O. 23	3-0	W	H	TCU
O. 30	26-13	W	H	W. Forest (*-NR)
N. 6	13-17	L	A	N. Carolina (*-NR)
N. 13	0-6	L	H	Maryland
N. 20	16-17	L	A	S. Carolina

1966 (6-4, 6-1, ACC Champs)

S. 24	40-35	W	H	Virginia
O. 1	12-13	L	A	Ga. Tech (NR-9)
O. 8	0-26	L	A	Alabama (NR-4)
O. 15	9-6	W	H	Duke
O. 22	0-30	L	A	Sou. Cal (NR-5)
O. 29	23-21	W	A	Wake Forest
N. 5	27-3	W	H	N. Carolina
N. 12	14-10	W	A	Maryland
N. 19	14-23	L	A	N.C. State
N. 26	35-10	W	H	S. Carolina

1967 (6-4, 6-0, ACC Champs)

S. 23	23-6	W	H	Wake Forest (*-NR)
S. 30	17-24	L	H	Georgia (*-5)
O. 7	0-10	L	A	Ga. Tech (*-*)
O. 14	21-43	L	A	Auburn
O. 21	13-7	W	A	Duke
O. 28	10-13	L	H	Alabama (NR-*)
N. 4	17-0	W	A	N. Carolina
N. 11	28-7	W	H	Maryland
N. 18	14-6	W	H	N.C. State (NR-10)
N. 25	23-12	W	A	S. Carolina

1968 (4-5-1, 4-1-1, 2nd in ACC)

S. 21	20-20	T	A	Wake Forest
S. 28	13-31	L	A	Georgia
O. 5	21-24	L	A	Ga. Tech
O. 12	10-21	L	H	Auburn
O. 19	39-22	W	H	Duke
O. 26	14-21	L	A	Alabama
N. 2	24-19	W	A	N.C. State
N. 9	16-0	W	A	Maryland
N. 16	24-14	W	H	N. Carolina
N. 23	3-7	L	H	S. Carolina

1969 (4-6-0, 3-3-0, 3T in ACC)

S. 20	21-14	W	A	Virginia
S. 27	0-30	L	H	Georgia (NR-7)
O. 4	21-10	W	A	Ga. Tech
O. 11	0-51	L	A	Auburn (NR-20)
O. 18	28-14	W	H	Wake Forest
O. 25	13-38	L	H	Alabama
N. 1	40-0	W	H	Maryland
N. 8	27-34	L	A	Duke
N. 15	15-32	L	A	N. Carolina
N. 22	13-27	L	A	S. Carolina

1970 (3-8, 2-4, 6T in ACC)

S. 12	24-0	W	H	The Citadel
S. 19	27-17	W	H	Virginia
S. 26	0-38	L	A	Georgia
O. 3	7-28	L	A	Ga. Tech (NR-15)
O. 10	0-44	L	H	Auburn (NR-9)
O. 17	20-36	L	A	Wake Forest
O. 24	10-21	L	H	Duke
O. 31	24-11	W	A	Maryland
N. 7	13-38	L	A	‡Fla. State
N. 14	7-42	L	H	N. Carolina
N. 21	32-38	L	H	S. Carolina

1971 (5-6, 4-2, 2nd in ACC)

S. 11	10-13	L	H	Kentucky
S. 25	0-28	L	H	Georgia (NR-14)
O. 2	14-24	L	A	Ga. Tech
O. 9	3-0	W	N1	Duke (NR-14)
O. 16	32-15	W	N2	Virginia
O. 23	13-35	L	A	Auburn (NR-5)
O. 30	10-9	W	H	Wake Forest
N. 6	13-26	L	A	N. Carolina
N. 13	20-14	W	H	Maryland
N. 20	23-31	L	H	N.C. State
N. 27	17-7	W	A	S. Carolina

N1 at Oyster Bowl in Norfolk, VA

N2 at Tobacco Bowl in Richmond, VA



Clemson dominated Penn State in the Citrus Bowl at the end of the 1987 season. Here Richard McCullough forces a Nittany Lion fumble.

1972 (4-7, 2-5, 5th in ACC)

S. 9	13-0	W	H	The Citadel
S. 23	10-29	L	A	†Rice
S. 30	3-52	L	A	Oklahoma (NR-2)
O. 7	9-31	L	A	Ga. Tech
O. 14	0-7	L	H	Duke
O. 21	37-21	W	H	Virginia
O. 28	31-0	W	A	Wake Forest
N. 4	10-26	L	H	N. Carolina
N. 11	6-31	L	A	Maryland
N. 18	17-42	L	A	N.C. State
N. 25	7-6	W	H	S. Carolina

1973 (5-6, 4-2, 3rd in ACC)

S. 8	14-12	W	H	The Citadel
S. 22	14-31	L	A	Georgia
S. 29	21-29	L	A	Ga. Tech
O. 6	15-30	L	H	Texas A&M
O. 13	32-27	W	H	Virginia
O. 20	24-8	W	A	Duke
O. 27	6-29	L	H	N.C. State
N. 3	35-8	W	H	Wake Forest
N. 10	37-29	W	A	N. Carolina
N. 17	13-28	L	H	Maryland
N. 24	20-32	L	A	S. Carolina

1974 (7-4, 4-2, 2T in ACC)

S. 14	0-24	L	A	Texas A&M (NR-20)
S. 21	10-31	L	A	†N.C. State (NR-15)
S. 28	21-17	W	H	Ga. Tech
O. 5	28-24	W	H	Georgia
O. 13	0-41	L	A	Maryland
O. 19	17-13	W	H	Duke
O. 26	28-29	L	A	Tennessee
N. 2	21-9	W	A	Wake Forest
N. 9	54-32	W	H	N. Carolina
N. 16	28-9	W	H	Virginia
N. 23	39-21	W	H	S. Carolina

1975 (2-9, 2-3, 5th in ACC)

S. 13	13-17	L	H	Tulane
S. 20	0-56	L	A	†Alabama (NR-14)
S. 27	28-33	L	A	Ga. Tech
O. 4	7-35	L	A	Georgia
O. 11	16-14	W	H	Wake Forest
O. 18	21-25	L	A	Duke
O. 25	7-45	L	H	N.C. State
N. 1	7-43	L	H	Fla. State
N. 89	38-35	W	A	N. Carolina
N. 15	20-22	L	H	Maryland
N. 22	20-56	L	A	S. Carolina

1976 (3-6-2, 0-4-1, 7th in ACC)

S. 11	10-7	W	H	The Citadel
S. 18	0-41	L	H	Georgia (NR-9)
S. 25	24-24	T	A	†Ga. Tech
O. 2	19-21	L	A	Tennessee
O. 9	14-20	L	A	Wake Forest
O. 16	18-18	T	H	Duke
O. 23	21-38	L	A	N.C. State
O. 30	15-12	W	A	†Fla. State
N. 6	23-27	L	H	N. Carolina
N. 13	0-20	L	A	Maryland (NR-6)
N. 20	28-9	W	H	S. Carolina

1977 (8-3-1, 4-1-1, 2nd in ACC)

S. 10	14-21	L	H	Maryland (NR-10)
S. 17	7-6	W	A	Georgia (NR-17)
S. 24	31-14	W	A	Ga. Tech
O. 1	31-13	W	A	Va. Tech
O. 8	31-0	W	H	Virginia
O. 15	17-11	W	A	Duke
O. 22	7-3	W	H	N.C. State (20-NR)
O. 29	26-0	W	H	Wake Forest (16-NR)
N. 5	13-13	T	A	N. Carolina (13-NR)
N. 12	17-21	L	H	Notre Dame (15-5)
N. 19	31-27	W	A	S. Carolina (15-NR)
D. 30	3-34	L	N1	†Pittsburgh (11-10)

1978 (11-1, 6-0, ACC Champs)

S. 16	58-3	W	H	*The Citadel
S. 23	0-12	L	A	Georgia (8-NR)
S. 30	31-0	W	H	Villanova
O. 7	38-7	W	H	Va. Tech
O. 14	30-14	W	A	Virginia
O. 21	28-8	W	H	Duke
O. 28	33-10	W	A	N.C. State (20-NR)
N. 4	51-6	W	A	Wake Forest (16-NR)
N. 11	13-9	W	H	N. Carolina (15-NR)
N. 18	28-24	W	A	Maryland (12-11)
N. 25	41-23	W	H	S. Carolina (10-NR)
D. 30	17-15	W	N1	†Ohio State (7-20)

1979 (8-4, 4-2, 2T in ACC)

S. 8	21-0	W	H	Furman
S. 15	0-19	L	H	Maryland
S. 22	12-7	W	H*	Georgia
O. 6	17-7	W	H	Virginia

O. 13	21-0	W	A	Va. Tech
O. 20	28-10	W	A	Duke
O. 27	13-16	L	H	N.C. State
N. 3	31-0	W	H	Wake Forest (NR-14)
N. 10	19-10	W	A	N. Carolina (18-NR)
N. 17	16-10	W	A	Notre Dame (14-NR)
N. 24	9-13	L	A	S. Carolina (13-19)
D. 31	18-24	L	N1	Baylor (18-20)

1980 (6-5, 2-4, 4T in ACC)

S. 13	19-3	W	H	Rice
S. 20	16-20	L	A	Georgia (NR-10)
S. 27	17-10	W	H	W. Carolina
O. 4	13-10	W	H	Va. Tech
O. 11	27-24	W	A	Virginia
O. 18	17-34	L	H	Duke
O. 25	20-24	L	A	N.C. State
N. 1	35-33	W	A	*Wake Forest
N. 8	19-24	L	H	N. Carolina (NR-14)
N. 15	7-34	L	A	Maryland
N. 22	27-6	W	H	S. Carolina (NR-14)

1981 (12-0, National Champs, 6-0, ACC Champs)

Ranked 1st by AP and UPI

S. 5	45-10	W	H	Wofford
S. 12	13-5	W	A	†Tulane
S. 19	13-3	W	H	Georgia (NR-4)
O. 3	21-3	W	A	Kentucky (14-NR)
O. 10	27-0	W	H	Virginia (9-NR)
O. 17	38-10	W	A	Duke (6-NR)
O. 24	17-7	W	H	N.C. State (4-NR)
O. 31	82-24	W	H	Wake Forest (3-NR)
N. 7	10-8	W	A	N. Carolina (2-8)
N. 14	21-7	W	H	Maryland (2-NR)
N. 21	29-13	W	A	S. Carolina (2-NR)
J. 1	22-15	W	N1	†Nebraska (1-4)

1982 (9-1-1, 6-0, ACC Champs)

Ranked 8th in AP

S. 6	7-13	L	A	†Georgia (11-7)
S. 11	17-17	T	H	Boston Coll. (16-NR)
S. 25	21-10	W	H	W. Carolina
O. 2	24-6	W	H	Kentucky
O. 9	48-0	W	A	†Virginia
O. 16	49-14	W	H	Duke (20-NR)
O. 23	38-29	W	A	N.C. State (18-NR)
N. 6	16-13	W	H	N. Carolina (13-18)
N. 13	24-22	W	A	Maryland (11-18)
N. 20	24-6	W	H	S. Carolina (10-NR)
N. 27	21-17	W	N1	Wake Forest (10-NR)

1983 (9-1-1, 7-0 vs. ACC Teams)

Ranked 11th in AP, 10th in USA Today

S. 3	44-10	W	H	W. Carolina
S. 10	16-31	L	A	†Bost. College
S. 17	16-16	T	H	Georgia (NR-11)
S. 24	41-14	W	H	Ga. Tech
O. 8	42-21	W	H	Virginia
O. 15	38-31	W	A	Duke
O. 22	27-17	W	H	N.C. State
O. 29	24-17	W	H	Wake Forest
N. 5	16-3	W	A	N. Carolina (NR-10)
N. 12	52-27	W	H	Maryland (17-11)
N. 19	22-13	W	A	S. Carolina (13-NR)

1984 (7-4, 5-2 vs. ACC Teams)

S. 1	40-7	W	H	App. State (4-NR)
S. 8	55-0	W	A	†Virginia (3-NR)
S. 22	23-26	L	A	Georgia (2-20)
S. 29	21-28	L	A	Georgia Tech (13-20)
O. 6	20-12	W	H	N. Carolina
O. 20	54-21	W	H	Duke
O. 27	35-34	W	A	N.C. State
N. 3	37-14	W	H	Wake Forest
N. 10	17-10	W	H	Virginia Tech
N. 17	23-41	L	N1	Maryland (20-NR)
N. 23	21-22	L	H	S. Carolina (NR-9)

1985 (6-6, 4-3, 3T in ACC)

S. 14	20-17	W	A	Virginia Tech
S. 21	13-20	L	H	Georgia
S. 28	3-14	L	H	Georgia Tech
O. 5	7-26	L	A	†Kentucky
O. 12	27-24	W	H	Virginia
O. 19	21-9	W	A	Duke
O. 26	39-10	W	H	N.C. State
N. 2	26-10	W	H	Wake Forest
N. 9	20-21	L	A	N. Carolina
N. 16	31-34	L	H	Maryland
N. 23	24-17	W	A	S. Carolina
D. 21	13-20	L	N1	†Minnesota

1986 (8-2-2, 5-1-1, ACC Champs)

Ranked 17th AP, 19th UPI, 18th USA Today

S. 13	14-20	L	H	Virginia Tech
S. 20	31-28	W	A	Georgia (NR-14)
S. 27	27-3	W	A	Georgia Tech
O. 4	24-0	W	H	Citadel
O. 11	31-17	W	A	†Virginia (20-NR)
O. 18	35-3	W	H	Duke (17-NR)
O. 25	3-27	L	A	N.C. State (16-20)
N. 1	28-20	W	A	Wake Forest
N. 8	38-10	W	H	North Carolina
N. 15	17-17	T	N1	Maryland (15-NR)
N. 22	21-21	T	H	S. Carolina (19-NR)
D. 27	27-21	W	N2	Stanford (NR-20)

1987 (10-2-0, 6-1-0, ACC Champs)

Ranked 12th AP, 10th UPI, 11th USA Today

S. 5	43-0	W	H	W. Carolina (9-NR)
S. 12	22-10	W	A	Va. Tech (10-NR)
S. 19	21-20	W	H	Georgia (8-18)
S. 26	33-12	W	H	Ga. Tech (9-NR)
O. 10	38-21	W	H	Virginia (8-NR)
O. 17	17-10	W	H	Duke (7-NR)
O. 24	28-30	L	H	N.C. State (7-NR)
O. 31	31-17	W	H	W. Forest (14-NR)
N. 7	13-10	W	A	N. Carolina (10-NR)
N. 14	45-16	W	H	Maryland (9-NR)
N. 21	7-20	L	A	†S. Carolina (8-12)
J. 1	35-10	W	N1	Penn State (14-20)

1988 (10-2-0, 6-1-0 ACC Champions)

Ranked 8th UPI, 9th AP, 10th USA Today

S. 3	40-7	W	H	Virginia Tech (4-NR)
S. 10	23-3	W	H	Furman (3-NR)
S. 17	21-24	L	H	Florida State (3-10)
S. 24	30-13	W	A	Georgia Tech (12-NR)
O. 8	10-7	W	A	Virginia (11-NR)
O. 15	49-17	W	H	Duke (11-22)
O. 22	3-10	L	A	N.C. State (9-24)
O. 29	38-21	W	A	Wake Forest (15-NR)
N. 5	37-14	W	H	N. Carolina (17-NR)
N. 12	49-25	W	A	Maryland (16-NR)
N. 19	29-10	W	H	S. Carolina (15-25)
J. 2	13-6	W	N1	Oklahoma (9-10)

1989 (10-2-0, 5-2-0, 3rd in ACC)

Ranked 12th by AP, 11th by UPI, 12th by USA Today

S. 2	30-0	W	H	Furman (12-NR)
S. 9	34-23	W	A	†Florida St. (10-16)
S. 16	27-7	W	A	†Virginia Tech (7-NR)
S. 23	31-7	W	H	Maryland (7-NR)
S. 30	17-21	L	A	Duke (7-NR)
O. 7	34-20	W	H	Virginia (15-NR)
O. 14	14-30	L	H	Georgia Tech (14-NR)
O. 21	30-10	W	H	N.C. State (NR-12)
O. 28	44-10	W	H	W. Forest (22-NR)
N. 4	35-3	W	A	N. Carolina (21-NR)
N. 18	45-0	W	A	†S. Carolina (15-NR)
D. 30	27-7	W	N1	†W. Virginia (14-17)

1990 (10-2-0, 5-2-0)

Tied for 2nd in ACC

S. 1	59-0	W	H	L. Beach St. (10-NR)
S. 8	7-20	L	A	Virginia (9-14)
S. 15	18-17	W	A1	Maryland (16-NR)
S. 22	48-0	W	H	App. St. (17-NR)
S. 29	26-7	W	H	Duke (19-NR)
O. 6	34-3	W	H	Georgia (16-NR)
O. 13	19-21	L	A	Ga. Tech (15-18)
O. 20	24-17	W	A	N.C. State (22-NR)
O. 27	24-6	W	A	\$W. Forest (19-NR)
N. 3	20-3	W	H	N. Carolina (18-NR)
N. 17	24-15	W	H	S. Carolina (17-NR)
J. 1	30-0	W	N2	Illinois (14-18)

NOTE: First number in parenthesis after opponent name is Clemson's AP rank heading into the game and the second number is the opponent's rank. NR means not ranked.

†Denotes night game.

(*)Denotes ranked 10-20 in 1960-67. AP did not rank past Top 10 in those years.

Career Highs

Tigers, 1991

OFFENSE

Rodney Blunt, TB

Att.: 18 vs. Virginia, 1990
Yds: 65 vs. South Carolina, 1990
Avg: 12.0 vs. Virginia, 1990
Plays: 49 vs. Virginia, 1990

DeChane Cameron, QB

Att: 31 vs. Virginia, 1990
Comp: 15 vs. Georgia Tech, 1989
Yds: 195 vs. Georgia Tech, 1989
TDs: 2 vs. Duke, Illinois, 1990
Rush: 17 vs. Illinois, 1990
Yds: 84 vs. Duke, 1990
Tot. Off: 217 vs. Illinois, 1990
Plays: 85 vs. Georgia Tech, 1990

Tony Kennedy, FB

Att: 12 vs. Georgia Tech, 1990
Yds: 67 vs. South Carolina, 1989
Avg: 14.0 vs. Duke, 1988
KDs: 8 vs. South Carolina, 1989
Plays: 53 vs. Georgia Tech, 1990

Howard Hall, FB

Att: 15 vs. Maryland, 1990
Yds: 78 vs. Long Beach State, 1990
Avg: 10.3 vs. South Carolina, 1989
TDs: 1 vs. many
KDs: 9 vs. Wake Forest, 1990
Plays: 55 vs. Virginia, 1990

Rudy Harris, FB

Att: 17 vs. Georgia, 1990
Yds: 75 vs. Duke, 1990
Avg: 6.8 vs. Duke, 1990
TDs: 2 vs. South Carolina, 1990
KDs: 6 vs. Duke, 1990
Plays: 52 vs. Georgia, 1990

Richard Moncrief, QB

Att: 7 vs. Wake Forest, 1990
Comp: 4 vs. Wake Forest, 1990
Yds: 78 vs. Wake Forest, 1990
Rush: 4 vs. Duke, 1990
Yds: 14 vs. Duke, 1990
Tot. Off: 88 vs. Wake Forest, 1990
Plays: 37 vs. Long Beach St., 1990

Larry Ryans, WR

Rec: 3 vs. Wake Forest, 1990
Yds: 22 vs. Wake Forest, 1990
Avg: 12.0 vs. Illinois, 1990
TDs: 1 vs. App. State, 1990
Rush: 7 vs. Long Beach St., 1990
Yds: 41 vs. Long Beach St., 1990
Avg: 33.0 vs. Duke, 1990
KDs: 5 vs. Wake Forest, 1990
Plays: 51 vs. South Carolina, 1990

Terry Smith, WR

Rec: 9 vs. Maryland, 1990
Yds: 84 vs. Maryland, 1990
Avg: 33.5 vs. App. State, 1990
TDs: 1 vs. Duke, N.C. State, 1990
KDs: 4 vs. Maryland, 1990
Plays: 56 vs. Georgia Tech, 1990

Ronald Williams, TB

Att: 26 vs. N.C. State, 1990
Yds: 183 vs. App. State, 1990
Avg: 13.1 vs. App. State, 1990
TDs: 3 vs. App. State, 1990
KDs: 1 vs. N.C. State, Wake Forest, 1990
Plays: 61 vs. N.C. State, 1990

BACKFIELD BALANCE

While Clemson only has two players, Ronald Williams and Derrick Witherspoon, who have had a 100-yard rushing day, seven players on this year's roster have gained at least 60 yards in a game.

OFFENSIVE LINE KNOCKDOWN BLOCKS

Bruce Bratton, OT 6 vs. South Carolina, 1989
Mike Brown, C 4 vs. Long Beach St., 1990
Jeb Flesch, OG 11 vs. Virginia, South Carolina, 1989
Tyrone Gibson, TE 4 vs. USC, 1989
Les Hall, OT 6 vs. Georgia, 1990
Kelvin Hankins, OT 5 vs. Duke, 1990
Chris Ogle, OG 3 vs. Wake Forest 1989, Long Beach St., 1990
Mike Samnik, TE 6 vs. Georgia Tech, 1990
Curtis Whitley, C 8 vs. Georgia, North Carolina, 1990

Derrick Witherspoon, TB

Att: 13 vs. Georgia Tech, 1990
Yds: 123 vs. App. State, 1990
Avg: 12.3 vs. App. State, 1990
TDs: 1 vs. App. State, 1990
KDs: 1 vs. Georgia Tech, 1990
Rec: 2 vs. Illinois, 1990
Yds: 56 vs. N.C. State, 1990
Plays: 39 vs. Georgia Tech, 1990

DEFENSE

Rob Bodine, MG

Tot. Tackles: 12 vs. Maryland, 1990
First Hits: 8 vs. Maryland, 1990
TFL: 3 vs. App. State, 1990
Sacks: 1.5 vs. Wake Forest, 1990
Plays: 61 vs. Georgia Tech, 1989



DeChane Cameron passed for a career high 195 yards vs. Georgia Tech in 1989.



Chuck O'Brien had a career high six tackles vs. VPI in 1988.

Norris Brown, ROV

Tot. Tackles: 2 vs. Georgia, 1990
 First Hits: 2 vs. Georgia, 1990
 TFL: 1 vs. App. State, 1990
 Int: 1 vs. Georgia, 1990
 Plays: 22 vs. App. State, 1990

Brentson Buckner, MG

Tot. Tackles: 5 vs. Virginia, Illinois, 1990
 First Hits: 3 vs. Long Beach St., Virginia, 1990
 TFL: 1 vs. many teams
 Sacks: 1 vs. Georgia, Wake Forest, 1990
 Plays: 30 vs. Illinois, 1990

David Davis, DT

Tot. Tackles: 7 vs. North Carolina, 1990
 First Hits: 4 vs. North Carolina, 1990
 Sacks: 1.5 vs. Illinois, 1990
 Plays: 39 vs. Illinois, 1990

Eric Geter, CB

Tot. Tackles: 6 vs. Georgia, 1990
 First Hits: 4 vs. Georgia, 1990
 PBUs: 1 vs. many teams
 Plays: 36 vs. App. State, 1990

Kenzil Jackson, LB

Tot. Tackles: 8 vs. App. State, 1990
 First Hits: 5 vs. App. State, 1990
 TFL: 1 vs. many teams
 Plays: 26 vs. N.C. State, 1990

Levon Kirkland, OLB

Tot. Tackles: 13 vs. Maryland, 1988
 First Hits: 8 vs. Maryland, 1988
 TFL: 3 vs. many teams
 Sacks: 2 vs. North Carolina, 1989
 Plays: 61 vs. N.C. State, 1988

Tony Mauney, CB

Tot. Tackles: 8 vs. South Carolina, 1990
 First Hits: 6 vs. South Carolina, 1990
 PBUs: 2 vs. South Carolina, 1990
 Int: 1 vs. Long Beach St., 1990
 Plays: 65 vs. South Carolina, 1990

Ed McDaniel, LB

Tot. Tackles: 14 vs. Oklahoma, 1988
 vs. Virginia, 1990
 First Hits: 11 vs. N.C. State, 1990
 TFL: 3 vs. Georgia Tech, N.C. State, 1990
 CF: 2 vs. Furman, 1988
 vs. N.C. State, 1990
 Plays: 71 vs. Virginia, 1990

Chester McGlockton, DT

Tot. Tackles: 10 vs. North Carolina, 1990
 First Hits: 7 vs. North Carolina, 1990
 TFL: 3 vs. North Carolina, South Carolina, 1990
 CF: 2 vs. Illinois, 1990
 Sacks: 3 vs. South Carolina, 1990
 Plays: 48 vs. Maryland, 1990

Tyron Mouzon, ROV

Tot. Tackles: 6 vs. Virginia Tech, 1988
 vs. N.C. State, 1990
 First Hits: 3 vs. Virginia Tech, 1989
 vs. Illinois, 1990
 PBUs: 1 vs. many teams
 RF: 2 vs. South Carolina, 1989
 Plays: 34 vs. N.C. State, 1989

Chuck O'Brien, LB

Tot. Tackles: 6 vs. Virginia Tech, 1988
 First Hits: 4 vs. Furman, 1988
 vs. South Carolina, 1990
 Sacks: 1 vs. Furman, 1988
 Int: 1 vs. Illinois, 1990
 Plays: 40 vs. Wake Forest, 1988

Robert O'Neal, SAF

Tot. Tackles: 9 vs. N.C. State, 1989
 First Hits: 6 vs. Virginia, 1989
 PBUs: 2 vs. many teams
 Int: 2 vs. Duke, 1989
 Plays: 71 vs. N.C. State, 1990

Al Richard, DT

Tot. Tackles: 5 vs. Duke, 1990
 First Hits: 4 vs. Duke, 1990
 TFL: 1 vs. App. State, 1990
 Plays: 34 vs. Wake Forest, 1990

Shane Scott, LB

Tot Tackles: 5 vs. many teams
 First Hits: 3 vs. Virginia Tech, 1989
 Plays: 13 vs. Virginia Tech, 1989

Ashley Sheppard, OLB

Tot. Tackles: 8 vs. Wake Forest, 1990
 First Hits: 4 vs. many teams
 TFL: 2 vs. Virginia, Wake Forest, 1990
 PBUs: 2 vs. Maryland, 1990
 Sacks: 2 vs. Wake Forest, 1990
 Plays: 35 vs. App. State, 1990

Wayne Simmons, OLB

Tot. Tackles: 8 vs. South Carolina, 1989
 First Hits: 5 vs. N.C. State, 1990
 TFL: 2 vs. Furman, North Carolina, West Virginia, 1989
 Sacks: 1 vs. many teams
 Plays: 41 vs. Wake Forest, 1989

Tyrone Simpson, DT

Tot. Tackles: 5 vs. App. State, 1990
 First Hits: 3 vs. App. State, 1990
 TFL: 1 vs. App. State, 1990
 Sacks: 1 vs. App. State, 1990
 Plays: 20 vs. App. State, 1990

James Trapp, DB

Tot Tackles: 5 vs. App. State, 1990
 First Hits: 3 vs. App. State, 1990
 TFL: 1 vs. Long Beach St., 1990
 PBUs: 1 vs. App. State, 1990
 Plays: 19 vs. App. State, 1990

Pierre Wilson, DT

Tot. Tackles: 3 vs. App. State, 1990
 First Hits: 2 vs. many teams
 TFL: 1 vs. many teams
 Sacks: 1 vs. App. State, Wake Forest, Illinois, 1990
 Plays: 22 vs. App. State, 1990

Note: Plays do not count special teams participation.

CLEMSON STARTING LINEUP

Offense

	L. Beach St.	Virginia	Maryland	App. State	Duke	Georgia	Ga. Tech	N.C. State	W. Forest	N. Carolina	S. Carolina	Illinois
SE/TE	Smith	Samnik	Smith	Smith	Smith	Samnik	Smith	Smith	Smith	Samnik	Smith	Smith
LT	Bratton	Bratton	Bratton	Bratton	Bratton	Bratton	Bratton	Bratton	Bratton	Bratton	Bratton	Bratton
LG	Flesch	Flesch	Flesch	Flesch	Flesch	Flesch	Flesch	Flesch	Flesch	Flesch	Flesch	Flesch
C	Brown	Brown	Whitley	Whitley	Whitley	Whitley	Whitley	Whitley	Whitley	Whitley	Whitley	Brown
RG	Harmon	Harmon	Harmon	Harmon	Harmon	Harmon	Harmon	Harmon	Harmon	Harmon	Harmon	Harmon
RT	Long	Long	Long	Les Hall	Long	Long	Long	Long	Long	Long	Long	Long
TE/FL	Fieldsw	Fields	Fields	Fields	Fields	Fields	Fields	Fields	Fields	Fields	Fields	Fields
QB	Cameron	Cameron	Cameron	Cameron	Cameron	Cameron	Cameron	Cameron	Cameron	Cameron	Cameron	Cameron
FB	H. Hall	H. Hall	H. Hall	H. Hall	Harris	Harris	Harris	H. Hall	H. Hall	H. Hall	H. Hall	H. Hall
TB	Blunt	Blunt	Blunt	Williams	Williams	Williams	Williams	Williams	Williams	Williams	Williams	Williams
FL	Thomas	Thomas	Thomas	Ryans	Ryans	Thomas	Thomas	Ryans	Thomas	Thomas	Thomas	Thomas
PK	Gardocki	Gardocki	Gardocki	Gardocki	Gardocki	Gardocki	Gardocki	Gardocki	Gardocki	Gardocki	Gardocki	Gardocki

Defense

	L. Beach St.	Virginia	Maryland	App. State	Duke	Georgia	Ga. Tech	N.C. State	Wake Forest	N. Carolina	S. Carolina	Illinois
OLB	Johnson	Johnson	Johnson	Johnson	Johnson	Johnson	Johnson	Johnson	Johnson	Johnson	Johnson	Johnson
LT	Richard	Richard	McGlockton	McGlockton	McGlockton	McGlockton	Richard	McGlockton	Richard	McGlockton	McGlockton	McGlockton
MG	Bodine	Bodine	Bodine	Bodine	Bodine	Bodine	Bodine	Bodine	Bodine	Bodine	Bodine	Davis
RT	Hammond	Hammond	Hammond	Hammond	Hammond	Hammond	Hammond	Hammond	Hammond	Hammond	Hammond	Hammond
Ban	Kirkland	Kirkland	Kirkland	Kirkland	Kirkland	Kirkland	Kirkland	Kirkland	Kirkland	Kirkland	Kirkland	Kirkland
WLB	Brewster	Brewster	Brewster	Brewster	Brewster	Brewster	Brewster	Brewster	Brewster	Brewster	Brewster	Brewster
SLB	McDaniel	McDaniel	McDaniel	McDaniel	McDaniel	McDaniel	McDaniel	McDaniel	McDaniel	McDaniel	McDaniel	McDaniel
LC	Henderson	Henderson	Henderson	Henderson	Henderson	Henderson	Henderson	Henderson	Henderson	Henderson	Henderson	Henderson
ROV	Nunn	Nunn	Nunn	Nunn	Nunn	Nunn	Nunn	Nunn	Nunn	Nunn	Nunn	Nunn
SAF	O'Neal	O'Neal	O'Neal	O'Neal	O'Neal	O'Neal	O'Neal	O'Neal	O'Neal	O'Neal	O'Neal	O'Neal
RC	Dex. Davis	Dex. Davis	Dex. Davis	Dex. Davis	Dex. Davis	Dex. Davis	Dex. Davis	Dex. Davis	Dex. Davis	Dex. Davis	Dex. Davis	Dex. Davis
P	Gardocki	Gardocki	Gardocki	Gardocki	Gardocki	Gardocki	Gardocki	Gardocki	Gardocki	Gardocki	Gardocki	Gardocki

Memorial Stadium Records

Clemson Records

Individual

by Clemson

Rushes:	36 by Ray Yaeger vs. Wake Forest, 10-18-69
Rushing Yds:	260 by Cliff Austin vs. Duke, 10-16-82
Pass Att's:	53 by Rodney Williams vs. N.C. State, 10-24-87
Pass Cmpl:	23 by Tommy Kendrick vs. Duke, 10-24-70
TD Passes:	4 by Bobby Gage vs. Auburn, 11-22-47
Passing Yds:	283 by Jimmy Addison vs. Virginia, 9-24-66
Completion %:	.800 (12-15) by Mike Eppley vs. Virginia, 10-8-83 (Min. 15 attempts)
Receptions:	10 by Charlie Waters vs. Alabama, 10-25-69 by Perry Tuttle vs. Maryland, 11-14-81
Rec. Yds:	161 by Perry Tuttle vs. Wake Forest, 10-31-81
TD Rec.:	3 by Dreher Gaskin vs. Auburn, 11-21-53
Total Offense:	374 by Bobby Gage vs. Auburn, 11-22-47
Punt Ret. Yds:	126 by Donnell Woolford vs. Ga. Tech, 9-26-87
K.O. Ret. Yds:	160 by John Shields vs. Alabama, 10-25-69
Tackles:	24 by Jeff Davis vs. N. Carolina, 11-8-80
Interceptions:	3 by Kit Jackson vs. Wake Forest, 10-30-65
Sacks:	3 by Jim Stuckey vs. Wake Forest, 11-3-79 vs. Maryland, 9-15-79 by Steve Durham vs. Maryland, 9-15-79 3 by Chester McGlockton vs. South Carolina, 11-17-90
TFL:	5 by Michael Dean Perry vs. N.C. State, 10-24-87 by Steve Durham vs. Maryland, 9-15-79

HALLOWEEN NIGHTMARE

Clemson's 1981 victory over Wake Forest on Halloween was a nightmare for the Demon Deacons. Clemson set the stadium scoring record for points in the 82-24 Tiger win and also gained 756 yards in total offense, including 536 on the ground.

by Opponent

Rushes:	32 by Charlie Wysocki, Maryland, 9-15-79 by Don McCauley, N. Carolina, 11-14-70
Rushing Yds:	227 by Ted Brown, N.C. State, 11-25-75
Pass Att's:	57 by Kip Allen, The Citadel, 10-4-86
Pass Cmpl:	26 by Bob Davis, Virginia, 9-24-66
Passing Yds:	361 by Stan Gelbaugh, Maryland, 11-16-85
Receptions:	13 by Henley Carter, Duke, 10-19-68
Rec. Yds:	209 by Henley Carter, Duke, 10-19-68
Total Offense:	368 by Stan Gelbaugh, Maryland, 11-16-85

Team

by Clemson

First Downs:	35 vs. Wake Forest, 10-31-81
Rushes:	73 vs. Virginia, 10-21-72
Rushing Yds:	536 vs. Wake Forest, 10-31-81
Rushing Avg:	10.3 vs. Presbyterian, 9-22-45
Rushing TDs:	11 vs. Presbyterian, 9-22-45
Pass Atts:	54 vs. N.C. State, 10-24-87
Pass Comps:	23 vs. Duke, 10-24-70
Passing Yds:	315 vs. Virginia, 9-24-66
Passing TDs:	4 vs. Auburn, 11-22-47
Total Offense:	756 vs. Wake Forest, 10-31-81
Yds/Play:	8.7 vs. Wake Forest, 10-31-81
Fumbles:	14 vs. Presbyterian, 9-19-53
Fumbles Lost:	5 vs. several teams
Penalties:	15 vs. Duke, 10-17-87 vs. Wake Forest, 11-2-85
Penalty Yds:	155 vs. Wake Forest, 10-29-77
Punts:	13 vs. Furman, 11-21-42 vs. Pensacola N.A.S., 10-13-45
Punt Avg.:	56.6 (3-170) vs. Wake Forest, 11-3-84
Intercepts by:	5 vs. S. Carolina, 11-23-68 vs. Georgia, 9-19-81
Int. Ret. Yds:	110 vs. Wake Forest, 11-21-59
Punt Ret. Yds:	227 by Ga. Tech, 9-26-87
K.O. Ret. Yds:	160 vs. Alabama, 10-25-69
Sacks by:	10 vs. Maryland, 9-15-79
TFL:	19 vs. N.C. State, 10-24-87
PBUs:	18 vs. The Citadel, 10-4-86

by Opponent

First Downs:	29 by Duke, 10-24-70 by Florida St., 11-1-75
Rushes:	74 by N. Carolina, 11-14-70
Rushing Yds:	409 by N.C. State, 10-25-75
Rushing Avg:	7.0 by N. Carolina, 11-6-76
Rushing TDs:	6 by N.C. State, 10-25-75
Pass Att's:	58 by The Citadel, 10-4-86
Pass Comp's:	27 by Duke, 10-16-82
Passing Yds:	361 by Maryland, 11-16-85
Passing TDs:	3 by several teams
Total Offense:	546 by Duke, 10-24-70
Yds/Play:	8.4 by Auburn, 10-10-70
Fumbles:	9 by Presbyterian, 9-18-54
Fumbles Lost:	6 by Duke, 10-19-68
Penalties:	16 by Duke, 10-17-87
Penalty Yds:	127 by Georgia, 9-30-67
Punts:	15 by Auburn, 10-12-68
Punt Avg.:	57.3 by The Citadel, 10-4-86
Intercepts by:	6 by Auburn, 11-21-53
Punt Ret. Yds:	100 by Auburn, 10-10-70



Chester McGlockton tied the Memorial Stadium record for sacks with three against South Carolina last year.

The Last Time It Happened

Clemson History

A punt was returned for a touchdown:

Clemson—67 yards by Donnell Woolford vs. Wake Forest, Oct. 31, 1987 at Clemson (Clemson 31, Wake Forest 17).

Opponents—76 yards by Deion Sanders of Florida State, Sept. 17, 1988, at Clemson (FSU 24, Clemson 21).

A kickoff was returned for a touchdown:

Clemson—98 yards by Doug Thomas vs. Maryland in Baltimore Memorial Stadium, Sept. 15, 1990 (Clemson 18, Maryland 17).

Opponents—78 yards by Leroy Gallman of Duke, Sept. 29, 1990 at Clemson (Clemson 26, Duke 7).

A punt was blocked for a touchdown:

Clemson—Mitch Belton vs. Furman, Sept. 2, 1989 at Clemson. With the line of scrimmage being the Furman 25, Belton blocked the Paladin punt into the end zone, where Tony Mauney recovered for a touchdown (Clemson 30, Furman 0).

Opponents—Victor Jones of Virginia Tech, Sept. 13, 1986, blocked a Bill Spiers punt with the line of scrimmage at the Clemson 6, with Spiers kicking out of his own end zone. Mitch Dove recovered ball in the end zone for touchdown (Virginia Tech 20, Clemson 13).

A safety was scored:

Clemson—Clemson scored a safety vs. Maryland on Sept. 15, 1990 in Baltimore Memorial Stadium when the Terp center snapped the ball over Scott Zolak's head and into the end-zone. Zolak fell on the ball (Clemson 18, Maryland 17).

Opponents—Tony Guyton and Willie McIntee of South Carolina tackled Clemson quarterback Mike Eppley in the end zone on a pass attempt, Nov. 24, 1984, at Clemson. The safety cut Clemson's lead to 21-10 (South Carolina 22, Clemson 21).

A fumble was recovered for a touchdown:

Clemson—Chester McGlockton sacked Major Harris of West Virginia in the endzone then pounced on the ball for a Clemson touchdown in the December 30, 1989 Gator Bowl. Original line of scrimmage was the West Virginia nine. It gave Clemson a 24-7 Tiger lead with 8:08 to go in the game (Clemson 27, West Virginia 7).

Opponents—Peter Anderson of Georgia fell on the ball in the end zone after a fumble by the Bulldogs Lars Tate from the six-yard line in fourth quarter to make score 17-13, Georgia. Game was played at Clemson on CBS national TV Sept. 21, 1985 (Georgia 20, Clemson 13).

A Fumble was returned for a touchdown:

Clemson—Dexter Davis ran 52 yards with a fumble recovery at Raleigh, NC vs. N.C. State on Oct. 20, 1990 (Clemson 24, N.C. State 17).

Opponents—Joel Porter of Georgia Tech intercepted a Mark Fellers pitchout and raced 19 yards for a touchdown at Clemson on Sept. 28, 1974 (Clemson 21, Georgia Tech 17).

An interception was returned for a touchdown:

Clemson—Arlington Nunn raced 34 yards with an interception against Illinois in the 1991 Hall of Fame Bowl. It gave Clemson a 24-0 lead in this Jan. 1, 1991 game (Clemson 30, Illinois 0).

STINGY DEFENSE

No running back has gained 100 yards against Clemson since the 1988 season when North Carolina's Kennard Martin picked up 116 yards. The streak stands at 27 straight games.

Opponents—40 yards by Brad Edwards of South Carolina, Nov. 21, 1987 at Columbia, SC (South Carolina 20, Clemson 7).

Four field goals scored by any player:

Clemson—4 by Chris Gardocki vs. Georgia Tech in Atlanta on Oct. 13, 1990 (Georgia Tech 21, Clemson 19).

Opponents—4 by Kevin Butler of Georgia at Athens, GA on Sept. 22, 1984. His fourth was from 60 yards out with 11 seconds left, longest ever against Clemson (Georgia 26, Clemson 23).

A Player Kicked a 50-Yard Field Goal

Clemson—Chris Gardocki kicked a 51-yard field goal vs. Duke at Clemson Memorial Stadium on Sept. 29, 1990 (Clemson 26, Duke 7).

Opponents—Scott Hagler of South Carolina booted a 54-yarder in Columbia on November 23, 1985. Clemson went on to a victory and clinched a berth in the Independence Bowl (Clemson 24, South Carolina 17).

An offensive lineman scored a touchdown:

Clemson—Harry Olszewski, who was inducted into the State of South Carolina Hall of Fame in 1990, scored on a 12-yard run as an offensive guard after a fumbled snap fell in his arms against South Carolina at Clemson on Nov. 26, 1966 (Clemson 35, South Carolina 10).

Opponents—Peter Anderson of Georgia fell on the ball in end zone after a Lars Tate fumble. Play took place on Sept. 21, 1985 at Clemson (National TV) (Georgia 20, Clemson 13).

A defensive lineman scored a touchdown:

Clemson—Chester McGlockton became the first defensive lineman in almost 10 years to score a Clemson touchdown when he recovered a Major Harris fumble on December 30, 1989 in the Gator Bowl at Jacksonville, FL. McGlockton nailed the West Virginia QB for a nine-yard sack, then recovered the ball for a TD. It gave Clemson a 24-7 lead with 8:08 left (Clemson 27, West Virginia 7).



Mike Eppley is the last Clemson quarterback to throw three TD passes in one game. He did it against Maryland in 1983. Eppley was inducted into the Clemson Hall of Fame last year.

Opponents—Stan Dooley (DE) of Georgia recovered a blocked Dale Hatcher punt and ran two yards for a touchdown at Athens on Monday, Sept. 6, 1982 (Georgia 13, Clemson 7).

A player scored 4 TDs in one game:

Clemson—4 by Terrence Flagler (2 rushing, 2 receiving) at Wake Forest on Nov. 1, 1986. He also set a Clemson record with 274 all-purpose rushing yards (Clemson 28, Wake Forest 20).

Opponents—4 by Ted Brown (all rushing) of N.C. State at Clemson on Oct. 25, 1975 (N.C. State 45, Clemson 7).

Three TD passes in one game by a quarterback:

Clemson—3 by Mike Eppley vs. Maryland at Clemson on Nov. 12, 1983 (Clemson 52, Maryland 27).

Opponents—3 by Mike Elkins at Wake Forest on Oct. 29, 1988 (Clemson 38, Wake Forest 21).

20 points scored by any player:

Clemson—24 by Terrence Flagler (4 touchdowns) at Wake Forest on Nov. 1, 1986. Flagler caught two TD passes from Rodney Williams and also rushed for a pair (Clemson 28, Wake Forest 20).

Opponents—24 by Ted Brown (4 touchdowns) of N.C. State at Clemson on Oct. 25, 1975 (N.C. State 45, Clemson 7).

100-yard rushing game by any player:

Clemson—124 yards by Ronald Williams vs. South Carolina at Clemson on Nov. 17, 1990 (Clemson 24, South Carolina 15).

Opponents—116 by Kennard Martin (16 attempts) of North Carolina at Clemson on Nov. 5, 1988 (Clemson 37, UNC 14).

100 yards rushing and 100 yards passing, same game one player:

Clemson—Homer Jordan (100 rushing, 107 passing) vs. Virginia in Charlottesville, VA on Oct. 11, 1980 (Clemson 27, Virginia 24).

Opponents—Jeff Grantz (122 rushing, 158 passing) of South Carolina at Columbia, SC on Nov. 22, 1975 (South Carolina 56, Clemson 20).

Two backs over 100 yards rushing, same game:

Clemson—Ronald Williams (183) and Derrick Witherspoon (123) vs. Appalachian State at Clemson on Sept. 22, 1990 (Clemson 48, Appalachian State 0).

Opponents—Alvin Blount (214) and Tommy Neal (113) of Maryland at Baltimore, MD on Nov. 17, 1984 (Maryland 41, Clemson 23).

Three backs over 100 yards rushing, same game:

Clemson—Cliff Austin (105), Jeff McCall (103) and Chuck McSwain (103) at Virginia on Oct. 9, 1982 (Clemson 48, Virginia 0).

Opponents—never accomplished.

100 yards rushing by a quarterback:

Clemson—104 (21 attempts) by Homer Jordan vs. N.C. State at Clemson on Oct. 24, 1981 (Clemson 17, N.C. State 7)

Opponents—101 (10 attempts) by John Dewberry of Georgia Tech at Clemson on Sept. 24, 1983 (Clemson 41, Georgia Tech 14).

100 yards in interception returns by any individual:

Clemson—101 by Willie Underwood (2 returns) vs. South Carolina at Clemson on Nov. 22, 1980 (Clemson 27, South Carolina 6).

Opponents—128 by Dennis Tabron (3 returns) of Duke at Clemson on Oct. 18, 1980 (Duke 34, Clemson 17).

100 yards punt returns by any individual:

Clemson—126 (5 returns) by Donnell Woolford vs. Georgia Tech at Clemson on Sept. 26, 1987 (Clemson 33, Georgia Tech 12).

Opponents—105 (5 returns) by Jason Wallace of Virginia at Charlottesville on Sept. 8, 1990 (Virginia 20, Clemson 7).

100 yards receiving by any player:

Clemson—110 by Keith Jennings (7 receptions) vs. Penn State on Jan. 1, 1988 in Florida Citrus Bowl at Orlando, FL (Clemson 35, Penn State 10).

Opponents—124 by Ricky Proehl (8 receptions) of Wake Forest at Clemson on Halloween, 1987 (Clemson 31, Wake Forest 17).

10 receptions by any player:

Clemson—10 by Perry Tuttle (151 yards) vs. Maryland at Clemson on Nov. 14, 1981 (Clemson 21, Maryland 7).

Opponents—10 by Chris Corders of N.C. State (91 yards) at Clemson on Oct. 21, 1989 (Clemson 30, N.C. State 10).

200-yard rushing game by any player:

Clemson—226 (21 carries) by Wesley McFadden at Virginia Tech on Sept. 12, 1987 (Clemson 22, VPI 10).

Opponents—214 (29 carries) by Alvin Blount of Maryland at Baltimore, MD on Nov. 17, 1984 (Maryland 41, Clemson 23).

300-yard passing game by a quarterback:

Clemson—323 by Thomas Ray (21-43) vs. North Carolina in Chapel Hill, NC on Nov. 6, 1965 (North Carolina 17, Clemson 13).

Opponents—305 by Anthony Dilweg (23-50) of Duke at Clemson on Oct. 17, 1987 (Clemson 17, Duke 10).

20 completions by a quarterback:

Clemson—21 by Rodney Williams (53 attempts for 271 yards) vs. N.C. State at Clemson on Oct. 27, 1987 (N.C. State 30, Clemson 28).

Opponents—22 by Terry Jordan (26 attempts for 221 yards) of N.C. State at Raleigh on Oct. 20, 1990 (Clemson 24, N.C. State 17).

300-yard total offense game by any player:

Clemson—312 (270 passing, 42 rushing) by Homer Jordan vs. Maryland at Clemson, Nov. 14, 1981 (Clemson 21, Maryland 7).

Opponents—317 (298 passing, 19 rushing) by Scott Secules of Virginia at Charlottesville on Oct. 11, 1986 (Clemson 31, Virginia 17).

150 yards in kickoff returns by any individual:

Clemson—158 by Terrance Roulhac (4 returns) vs. South Carolina at Clemson on Nov. 22, 1986 (Clemson 21, South Carolina 21).

Opponents—156 yards (7 returns) by Freddie Leslie of Long Beach State at Clemson on Sept. 1, 1990 (Clemson 59, Long Beach State 0).

A punt was blocked:


Clemson—Doug Brewster registered his second blocked punt of the year when he blocked a Frank Wells punt in the third quarter of the January 1, 1991 Hall of Fame Bowl vs. Illinois. The line of scrimmage was the Illinois 39 and Shane Scott recovered for Clemson at the Illinois 21. (Clemson 30, Illinois 0).

Opponents—Ricky Ferguson of South Carolina blocked a Chris Gardocki punt (first blocked kick of his career) at Clemson on Nov. 17, 1990 (Clemson 24, South Carolina 15).

50-yard average by a punter (min 3 att):

Clemson—50.0 (6-250) by Chris Gardocki vs. South Carolina at Clemson on Nov. 17, 1990 (Clemson 24, South Carolina 15).

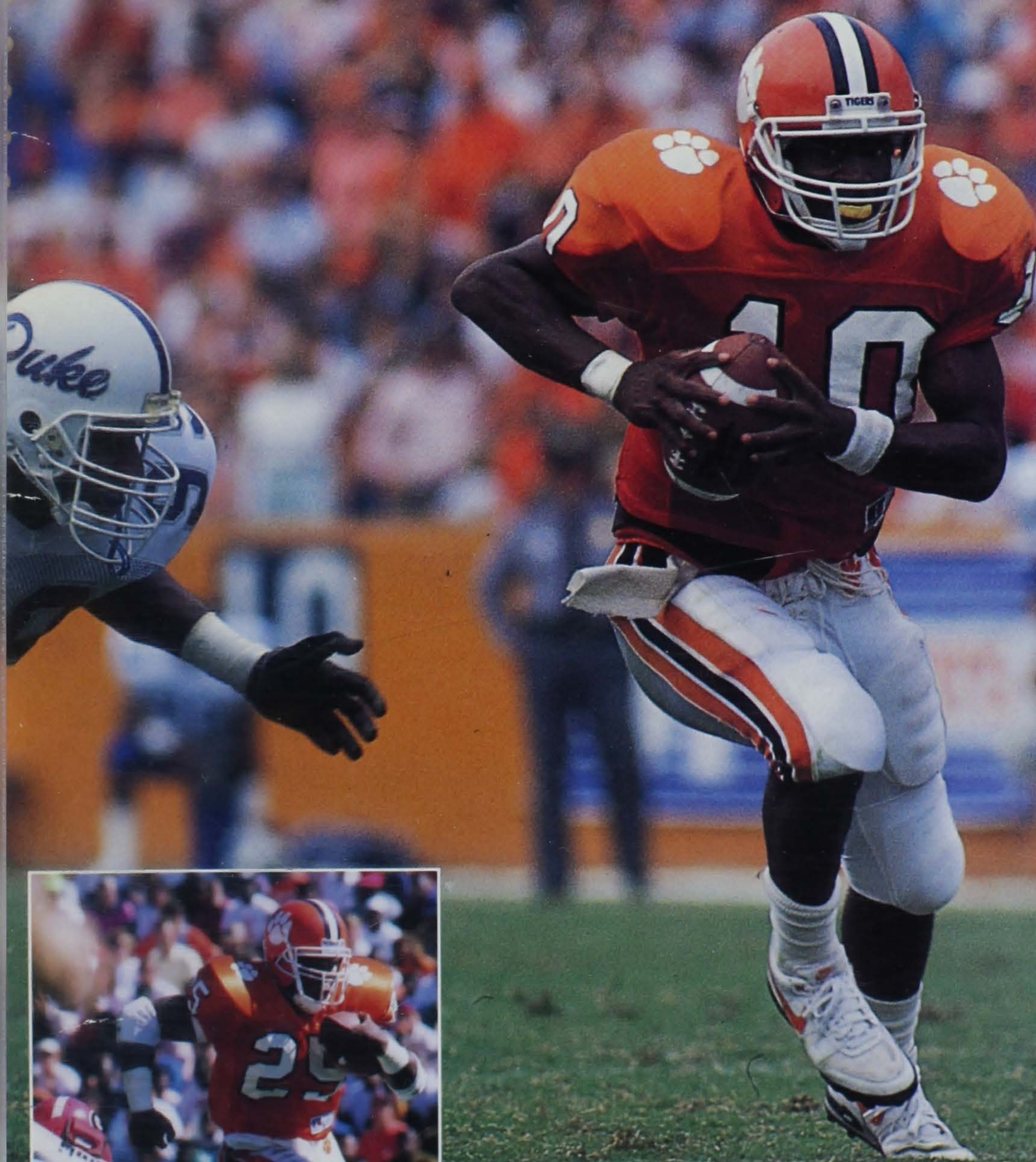
Opponents—51.0 (5-255) by Chris Clauss of Penn State on Jan. 1, 1988 in Florida Citrus Bowl in Orlando, FL (Clemson 35, Penn State 10).




Terry Smith
Freshman Reception Record Holder




Jeb Flesch
2nd Team All-ACC OG



DeChane Cameron
1991 Hall of Fame Bowl MVP



Ronald Williams
ACC Rookie-of-the-Year




Bruce Bratton
3-Time Academic All-ACC

Tiger Leaders On Offense

Returning Starters From Nation's #1 Defense

Mr. Inside and Mr. Outside




Clemson certainly has a couple of Tigers on defense for 1991. Mr. Inside (#93 Ed McDaniel) and Mr. Outside (#44 Levon Kirkland) are the modern day defensive answer to the original Mr. Inside and Mr. Outside, Doc Blanchard and Glenn Davis of the Army teams of the 1940s. McDaniel has led Clemson in tackles two of the last three years, including last season when Clemson was number-one in the nation in total defense, while Kirkland was a second-team All-American last year according to AP and UPI and is the only returning finalist for last year's Butkus Award.


1991 Schedule

Sept.	7	Appalachian State, 1:00 PM (Youth Day)
Sept.	21	Temple, 1:00 PM (Parents' Day)
Sept.	28	Georgia Tech, 12:10 PM (IPTAY Day)
Oct.	5	at Georgia, 1:00 PM
Oct.	12	Virginia, 12:10 PM (Homecoming)
Oct.	26	N.C. State, 1:00 PM (Textile Bowl)
Nov.	2	Wake Forest, 1:00 PM (Hall of Fame Day)
Nov.	9	at North Carolina, 12:10 PM
Nov.	16	Maryland, 12:10 PM (Spirit Blitz '91)
Nov.	23	at South Carolina, 1:30 PM
Nov.	30	* Duke, 9:30 PM (Coca Cola Bowl at Tokyo, Japan)


*Duke game is played Dec. 1st at 11:30 AM, local time in Tokyo.



Robert O'Neal
1989 All-ACC, FS
1991 Thorpe Award Candidate



Rob Bodine
1990 All-ACC, MG
1991 Preseason All-American



Chester McGlockton
1991 Preseason All-American, DT