



# CLEMSON FOOTBALL 1995




Tommy West  
Head Coach



Louis Solomon



Will Young



Marvin Cross



Brian Dawkins



**A Rock-Solid Tradition in its 100th Season**





## Vickery Hall

A record number of Clemson athletes were named to the ACC Academic honor roll in the 1994-95 academic year. There were also unprecedented numbers in terms of scholarship athletes who made the dean's list and the President's List. The overall GPA for the Spring Semester was the highest on record. Four scholarship members of Clemson's 1995 football team will already have their undergraduate degree by the time Clemson and Western Carolina kickoff on September 2 in Death Valley.


Vickery Hall, the nation's first self-standing structure built solely to meet the academic and social needs of student-athletes, has as much to do with the above positive statements as anything. Since the building opened in 1991, the grade point averages and number of academic honor roll recipients have risen in all sports, not just football.

The two-story, 27,000-square-foot building is located on Clemson's east campus and is open throughout the day and into the evening to accommodate the extended schedules of Tiger student-athletes. The structure has 11 classrooms and 28 tutorial rooms, along with The Dick Hendley Computer Facility that houses over 35 personal computers for hands-on tutoring and word processing and general use. A 175-seat auditorium is used for classes, guest speakers, meetings and review sessions. It is the site of many lectures the athletic department underwrites each year to enhance and improve a student-athlete's skills in everything from money management to media relations.


A staff of six full-time advisors, two graduate students and an army of 50 tutors are available to provide a comprehensive support system that addresses the various transitional needs of student-athletes during their time at Clemson and beyond. Former Clemson assistant football coach Bill D'Andrea is in his sixth year coordinating this program. Former Tiger gridder James Earle was recently named as an assistant athletic director under D'Andrea and is significantly involved in the program provided to the Clemson football players.



## Clemson's Grad Student Gridders of 1995




Warren Forney



Louis Solomon




Marvin Cross



Andye McCrorey





## CENTENNIAL KICKOFF


The Clemson-Georgia game on October 7 will kickoff Clemson's "Centennial Celebration of football." The celebration will run from that Georgia game through the Homecoming Game of 1996. The date of that game has not been decided at this time.

There are many special activities planned for the Centennial Celebration. The athletic department will hold balloting for Clemson's all-time team. There will be two teams chosen, one prior to 1969 and one composed of players whose career began after the 1969 season. The team will be announced in April of 1996 at Clemson's Spring Football Game.

There will also be special gift items, videos, posters, and special sections in the game programs and 1996 Football Press Guide. Other special events will be announced just prior to October 7.

The 6:39 PM scheduled kickoff for the Georgia Game this year was chosen to honor the '39 Clemson team and because Clemson football began in 1896. The 1939 team, led by Banks McFadden, defeated Boston College in the Cotton Bowl, Clemson's first bowl game ever, and finished with a #12 national ranking, Clemson's first top 20 season in history.

"We had a very positive reaction from our fans when we played Florida State at night in 1992," said Athletic Director Bobby Robinson of the contest that was Clemson's first home night game in 36 years. "With the Georgia game serving as the kickoff of our centennial celebration, we thought playing the game at night would provide a special atmosphere."





# Table of Contents

ACC Facts .....	61
ACC Football .....	80
All-ACC Team, 1994 .....	142
Academic Learning Center .....	33
Academic Programs .....	36
Administration, Athletic .....	28
America's Top Programs .....	59
Assistant Coaches, 1995 .....	23
Athletic Dept., Staff .....	67
Centennial Celebration .....	1
Clemson, SC .....	40
Coaches, Through the Years .....	227
Colors & Nicknames .....	15
Depth Chart, Preseason, 1995 ...	Insert
Directory, Staff .....	Insert

## Facilities

McFadden Building .....	IBC
Strength Training Room .....	41
Training Room .....	42

Facts, Clemson Football .....	57
Game Notes, 1995 .....	74
Glossary .....	14
Hall of Fame, Clemson .....	134

## Head Coach Tommy West

Biography .....	20
Interview .....	22
Heisman, John .....	234
Hill, The .....	44
History of Clemson Football .....	209
Hotel Information .....	157
Howard, Frank .....	236
IPTAY .....	65
IPTAY Administration .....	66
Landmark Victories .....	56
Lettermen, 1994 .....	Insert/p. 81



McFadden, Banks .....	238
Media Outlets .....	158
Neely, Jess .....	235

## NFL Information

Current Clemson NFL Players .....	50
Draft Choices .....	199
NFL Player Clemson Stats .....	52
Former NFL Stars from Clemson .....	54
Pro Players, All-time .....	196
Notes of Interest .....	9

## Opponents, 1995

Duke .....	72
Florida State .....	68
Georgia .....	70
Georgia Tech .....	71
Maryland .....	71
North Carolina .....	72
N. C. State .....	70
South Carolina .....	73
Virginia .....	69
Wake Forest .....	69
Western Carolina .....	68
Outlook, 1995 .....	4

## Player Biographies

Player Interviews .....	128
Reserves .....	127
Rookies .....	123
Veterans .....	81

President Curris .....	64
Press Information .....	3
Radio Network .....	Insert/p. 161

## Records

ACC Stat Champs .....	241
ACC Team Champs .....	240
All-American Bios .....	214
All-American, Academic .....	213
All-Americans, Career Stats .....	219
All-Star Game Appearance .....	207
Against All-Competition .....	206
AP Weekly Rankings .....	204
AP Top 25 Seasons .....	205
Asst. Coaches, All-Time .....	239
Attendance .....	73
Bowl Games .....	58
Bowl Summaries .....	244

Bowl Records .....	242
Career Records .....	187
Class Records .....	193
Coaching Records .....	231
Coaching Records, by Opp .....	232
Defensive Records .....	190
Fourth Quarter Wins .....	281
Honors, All-Time .....	222
Individual Records .....	161
Last Time It Happened .....	159
Lettermen, All-Time .....	275
Lineups, All-Time .....	266
Longest Plays .....	168
National Championship Season .....	55
NCAA Stat Rankings .....	194
100-Yard Rushing Games .....	174
100-Yard Receiving Games .....	175
200-Yard Passing Games .....	175
Results, All-Time .....	284
Returns For Touchdown .....	263
Season Bests-Individual .....	180
Season Bests-Teams .....	182
Series Scores with '94 Opp .....	76
Single Game Individual .....	170
Single Game Team .....	176





Team Records .....	165
Television Appearances .....	208
Yearly Leaders .....	184
Yearly Clemson Stats .....	262
Yearly Opponent Stats .....	283
Yearly Record .....	264

Ring of Honor .....	133
Rosters .....	Insert
Position Roster .....	8
Sports Program, Clemson 1994 .....	60
Spring Game, 1994 .....	79
Stadium, Memorial .....	46

## Statistics, 1994

ACC Individual & Team Stats .....	142
Defensive Game-by-Game .....	139
Game-by-Game, Individual .....	138
Game by Game, Team .....	137
Honors, 1994 .....	145
Individual .....	Insert
Participation, 1994 .....	Insert/p. 137
Season Review, 1994 .....	146
Seniors, 1994 .....	141
Starting Lineups, 1994 .....	139
Superlatives .....	140
Team Statistics .....	Insert

Telephone Numbers .....	Insert
Traditions .....	62
University Information .....	37

This brochure was edited and designed by Tim Bourret and Jessica Reo of the Clemson SID Office. Special thanks to Sam Blackman, Bob Bradley, Brenda Rabon, Brett Sowell, Brent Coleman, Chris Metzler, Dr. Harold Vigodsky, Gail Moose, and Jamie Hill. Special thanks to Alan Mohrman of Greenville, SC for his research contributions.

**Cover Photos** by Jim Moriarty, Bob Waldrop and Vern Verna. Aerial photo of Memorial Stadium by Carolina Photo Group of Charlotte, NC.

**Interior Photos** by Action Sports, Rob Biggerstaff, Jim Bradley, Larry Cagle, Kerry Capps, Chicago Bears, Eddie Cliffe, Thomas Croke, Gene Crowe, Jim Graham, John Hamlin, Scott Harke, Mark Houde, Rick Kolodziej, Dave Lewis, Earle "Pepper" Martin, David Minton, New York Giants, Dan Overcash, Ken Ruinard, Robert L. Smith, Linda Stelter, Minnesota Vikings, San Francisco 49ers, TAPS, Vern Verna, Bob Waldrop, Jim Wilson, Patrick Wright.

**Printing:** R.L. Bryan Company of Columbia, SC

**Extra Copies:** Available at \$12 apiece by mail, or \$10 in person at the Clemson SID Office. Send order to PO Box 632, Clemson, SC 29633.

## PRESS INFORMATION

### Entrance to Memorial Stadium

Enter through Gate 13 which is located on the press box (South) side of the field at the south-east corner. If you need to pick up tickets at our press will-call, they will be at Gate 13. Come through Gate 13, and go straight ahead to the elevator, which will take you to the press box. Press parking is in lot 9, shuttle service is provided.

### Press Box

There are two levels to Clemson's pressbox, located in the center of the club level of the South stands. The first level contains the photo deck, a dark room, the outside PA, stadium operations & security, along with booths for field telephones, radio networks, and athletic officials for Clemson. The second level is for the print media, with seating accommodations for 124 members of working press. This level houses Clemson's famous buffet, and the work room.

### Credentials

We appreciate getting these as early as you know your assignment. Requests for working press and photo passes are honored from SPORTS EDITORS of DAILY newspapers and RADIO & TV SPORTS DIRECTORS ONLY. Make request directly to Tim Bourret, Clemson Sports Information Director. There is not room for individual radio stations in the press box, only the two networks of the participating schools. Spouses, dates, non-workers, and anyone 16 years of age or younger, are not permitted in the press box.

### Telephone Installation

Our press box is equipped with eight outside phone lines. It is the responsibility of each paper or radio network to make arrangements for telephone lines. Call Zelda Kleister at (803) 656-2601 to order phone lines. There are three phones available at the back of the press box for sending voice reports or for newspapers to transmit photos.

### Postgame Interviews

The team dressing rooms are located beneath the west end zone stands, to your left from the press box. The two SIDs will escort writers wishing postgame interviews to this area with about three minutes showing on the scoreboard clock. The Clemson dressing room is closed to all media, but Coach Tommy West will be in his interview room (Tiger Lettermen's room) and players chosen by media members will be in their interview area (underneath west stands) for postgame comments following a short team meeting.

### Weekly Press Conference

Tommy West's weekly press conference will be held on Tuesdays throughout the season. The first session will be August 29th and will be held in the Auditorium of Clemson's new McFadden Building, the facility that is adjacent to the Jervy Athletic Center.

The media will interview Clemson players be-

tween 12:00 Noon and 1:00 PM, then meet with West from 1:00 PM to 1:45 PM. The conference can be accessed by phone. Just call Tim Bourret to access the teleconference.

Player interviews will be held in Vickery Hall on the Clemson campus on Mondays and at the McFadden Building on Wednesdays. No player interviews are allowed after Wednesdays.

### 1995 ACC TELECONFERENCE

The Atlantic Coast Conference offers a weekly teleconference with the school's head coach on each Wednesday throughout the football season. The teleconferences are scheduled to run from August 30 through November 14th between 11:00 am and 12:30 pm. To access the teleconference please register with Brian Morrison of the ACC office.

Listed below are the times for each head coach:

### Time ..... Coach

11:00-11:10 .....	Tommy West, Clemson
11:10-11:20 .....	Fred Goldsmith, Duke
11:20-11:30 ....	Bobby Bowden, Florida State
11:30-11:40 .	George O'Leary, Georgia Tech
11:40-11:50 .....	Mark Duffner, Maryland
11:50-12:00 .....	Mack Brown, North Carolina
12:00-12:10 .....	Mike O'Cain, N.C. State
12:10-12:20 .....	George Welsh, Virginia
12:20-12:30 .....	Jim Caldwell, Wake Forest

### ACC Faxback

The ACC uses a "Faxback" Machine to distribute its conference stats and each school's weekly release and statistics. Members of the media may simply dial a phone number from their fax machine to retrieve the information. To access the faxback service call Brian Morrison at the ACC office. Clemson's football release is under 11050, notes only under 11051, stats only under 11052, box score from previous game under 11053 and updated roster under 11054.

### Important Dates

Aug. 6 .....	Freshmen report for evening meal
Aug. 9 .....	Varsity reports for evening meal
Aug. 11 .....	First practice (conditioning)
Aug. 12	Carolina Panthers vs. Denver Broncos, 7:30 PM
Aug. 15 .....	First practice in pads
Aug. 20 ...	Fan/Picture Day at Practice Fields
Aug. 22 .....	ACC Media Tour at Clemson
Aug. 24 .....	First day of Classes
Aug. 26 .....	Carolina Panthers vs. New York Giants, 4:30 PM
Sept. 2 .	Clemson vs. Western Carolina, 1:00 PM

### Phone Numbers

SID Office: .....	(803) 656-2114
Fax Machine: .....	(803) 656-0299
Press Box: .....	(803) 654-3326
Bourret Home: .....	(803) 654-6240
Blackman Home: .....	(803) 639-4400
SID Address: Po Box 632, Clemson, SC	29633

Overnight Address: ..... 100 Perimeter Road, Jervy Athletic Center, Clemson, SC 29634



# 1995 Outlook

Your parents always told you life's paramount tasks are always easier the second time around. Clemson Head Football Coach Tommy West, whose parents follow his Tiger football program avidly, hopes this axiom holds true in 1995.

Last year he inherited one of the youngest, most inexperienced offensive teams in Clemson history. When he began last Fall he had no returning tailbacks with any career starts, and an offensive line that had four players who were not only in the starting lineup for the first time, but were starting in Division I games on the offensive side of the football for the first time.

The squad improved as the season progressed and won three of its last four games, but the 5-6 final record was below standards West has set for a program that has finished in the AP top 25 seven times and **won** six bowl games since 1986. Clemson is one of just four teams in Division I to win at least 75 percent of its games in seven of the last nine years.

In 1995, West returns 10 1994 starters on offense and 18 players who started at one point or another on the point production unit. His 1995 defense will have seven starters back from a team that yielded just 17.1 points per game, the 17th best figure in the nation. Altogether, West welcomes back 17 of the 22 starters and 50 total lettermen.

"We are excited about this year because, with the exception of linebacker, we have a football team that has a year of experience in our system and our schemes. Everything is not new, we have people who know what we want to accomplish and we can expand within our system.

"We red-shirted some people last year so we are in position to have competition for some positions and we can develop some depth. We came out of last year's spring practice not knowing a lot about our football team because we knew we were going to have to depend on a lot of first-year freshmen. With the experience we have back, we now know where we stand and what we have to do to become an outstanding football team. There just aren't as many questionmarks. We can take the next step."

Clemson returns everyone on offense with the exception of the tight end position, and even that position has a player returning (Lamont Hall) who played over 100 snaps last year. The players who gained 100 percent of the rushing

yardage and threw for 100 percent of the passing yards return in 1995, the first time a Clemson football team has been able to make that statement about returning players in 50 years.

"We are looking to expand and move towards becoming a two-dimensional team. We want to work more with the play-action passing game and have balance between our rushing and passing yards."

On defense, the 1995 linebacker position is similar to the 1994 tailback position. Clemson was wiped out at what West calls the "quarterbacks of the defense," with the graduation of linebackers Tim Jones (118 tackles), Mike Barber (103 tackles), Wardell Rouse (13 tackles for loss) and Darnell Stephens (8 sacks, second in the ACC). The foursome ranked in the top five on the Clemson team in tackles and the group was a major reason Clemson ranked in the top 20 in the nation in rushing defense, scoring defense and turnover margin. The senior leaders were especially tough in the clutch, as opponents scored just 12 touchdowns out of 38 opportunities in the Clemson redzone (inside the 20) last year. Ten times the Clemson defense kept the opposing offense out of the endzone when it had a first-and-goal.

"It will be difficult to replace our four linebackers from last year, they were the heart and soul of our defense," said West. "But, we do have depth in the defensive line and in the secondary. Last year when we had to use freshman running backs, we also didn't have many experienced linemen in front of them. At least this year the new linebackers will have veteran linemen and secondary players around of them."

## Offense (10 Returning Starters, 24 returning Lettermen)


Clemson started an all freshman backfield in three games last year, the first time in 50 seasons that had taken place. Early in the season the rookies took their lumps. But, the youngest Clemson offense since WWII gained confidence as the season progressed, leading to three Clemson wins in its last four games.

The Tigers averaged 20 points a game over the last four weeks of the season with first-year freshmen Nealon Greene, Lamont Pegues and Raymond Priester guiding the offense. At times last year, Clemson also started freshmen Kenya Crooks and Undre Williams at the wide receiver slots, giving the Tigers an all-first-year freshman look at the "skill positions".

These talented youngsters saw their perseverance payoff in Chapel Hill, NC in the season's ninth game, as the Tigers upset the 12th-ranked (**USA Today**) Tar Heels, 28-17. "We hope our offense gained confidence in the win at North Carolina, something that will carry over into 1995."

Nealon Greene is the incumbent starting signal caller for the Tigers. The first-year freshman started five games last year, including the resounding win over the Tar Heels in November. Greene hit on 9-12 passes for 104 yards in that game and ended the season with a 54.3 completion percentage, 10th best in history by any Tiger QB.

"Nealon Greene did a good job for



Greene completed 54 percent of his passes and threw just one interception. He showed ability as a passer and a runner.

Clemson returns 17 starters, including 10 on offense.



us last year," said West. "It is always difficult for a first-year freshman to come in and start for a Division I program. But, he showed poise, an accurate arm and did not turn the ball over."

The Clemson offense had just four turnovers in the six games Greene played, just one when Greene took the snap from the center. The Tigers had just 12 turnovers all year and led the nation in turnover margin for the first time ever and his consistent play was a key. Greene completed 51-94 passes for 524 yards and one touchdown for the season. He also rushed for 172 yards in 58 attempts, showing he has the ability to be effective as a runner and a passer. Last Spring he showed continued improvement, and connected on 11 of 19 passes for 207 yards and three touchdowns in the Spring Game.

One of the reasons for Clemson's lack of turnovers in 1994 was also the play of Louis Solomon. The graduate student was Clemson's third leading rusher with 320 yards on 67 rushes, a team best 4.8 average. He set a Clemson quarterback rushing record with 159 yards on 17 carries in the win over Wake Forest. He has been in and out of the starting lineup the last four years and will enter the fall as the number-two signal caller. The MVP of the 1994 offense, has rushed for 710 yards in his career, third best career figure for a Clemson quarterback.

Clemson's top two rushers in 1994 were first-year freshmen, a first in 50

years at Clemson. Lamont Pegues started just four games and had just 67 yards entering the eighth game of the season. But, the native of North Carolina with a bumper-pool style of running led the Tigers in rushing in each of the last three games, including a 136-yard effort in the victory over Georgia Tech. He ended the year with 390 yards in 92 carries, a 4.2 average and two scores.


Raymond Priester started the last eight games at fullback and picked up 343 yards in 87 attempts and scored three times. He burst on the scene with 88 yards in 19 attempts in the victory over Maryland, then had a 62-yard effort in the narrow loss to a 13th ranked Duke team. The native of South Carolina was Clemson's most consistent freshman among the 18 frosh who lettered in 1994.

Anthony Downs, Emory Smith, and James Jenkins also return to contributed to the running back picture. Downs gained 216 yards in six games last year, three as a starter. He had 89 yards in his first college start and was named ACC Rookie of the Week. But, he was plagued by injury off and on the rest of the season.

Smith had just 145 yards rushing from the fullback position and hopes to return to his 1993 form when he gained 387 yards on the ground and was the offensive MVP of the Peach Bowl victory over Kentucky. Jenkins picked up 95 yards in 25 attempts in 10 games as a first-year freshman.

The wide receiver position might be

the deepest aspect of the offense, as three players return who started at least seven games and each of the top five pass catchers from 1994 are back. Antwan Wyatt played both tailback and wide receiver last year and at midseason led the Tigers in both receiving and rushing, something no Clemson player has ever done over the course of



Wyatt will be at his more natural wide receiver position. He split his sophomore season at tailback and flanker.

1995 Clemson Football

#### 1995 SQUAD INFORMATION

Letterman Lost:	17
Letterman Returning:	50
Starters Lost:	5
Starters Returning:	17
Offensive Formation:	Multiple I
Defensive Formation:	Multiple 50

All-Americans Lost (2): Nelson Welch (3rd AP, '92), Ed Glenn (1st CFA Academic, '94)

All-Americans Returning: ..... None

All-ACC Players Lost (3): Tim Jones ILB, Wardell Rouse OLB (2nd), Nelson Welch P-PK (2nd)

All-ACC Players Returning (2): Marvin Cross (2nd), Brian Dawkins (2nd)

Starters Lost (5): *Offense (1)-* Stephon Wynn (TE); *Defense (4)-* Mike Barber, ILB; Tim Jones, ILB; Wardell Rouse, OLB; Darnell Stephens, OLB

Starters Returning (17): *Offense (10)-* Jim Bundren, OT; Will Young, OG; Trevor Putnam, C; Glenn Rountree, OG; Dwayne Morgan, OT; Kenya Crooks, SE; Nealon Greene, QB; Raymond Priester, FB; Antwan Wyatt, TB; Marcus Hinton, FLK; *Defense (7)-* Lamarick Simpson, DE; Carlos Curry, MG; Marvin Cross, DE; Andre Humphrey, CB; Brian Dawkins, SS; Andre Carter, FS; Dexter McCleon, CB

#### RETURNING LEADERS

Scorer:	Emory Smith (18)
TD Scorer:	E. Smith and Raymond Priester (3)
Rusher:	Lamont Pegues (92-390)
Passer:	Nealon Greene (51-94-524)
Receiver:	Antwan Wyatt (30-282)
Tackler:	Brian Dawkins (71)
TFL:	Carlos Curry and Brett Williams (9)
Sacks:	Brett Williams (4)


the season.

The talented junior will be a receiver in 1995. He had 30 receptions for 282 yards and a score to lead Clemson wide outs in 1994, and also rushed for 256 yards and a score as a running back. The son of former Buffalo Bills defensive back Alvin Wyatt led the Tigers in all-purpose running last year with 585 yards. Wyatt was outstanding in the Spring, as he had six catches for 110 yards and two scores in the Spring Game.

Kenya Crooks had a precocious rookie season, picking up 21 receptions for 208 yards. His reception total was a Clemson record for a first-year freshman. He first gained notice with eight catches at Georgia, a Clemson single game record for a first-year freshman. The 6-3 native of Seneca, SC has the ability to catch the ball in traffic.

Marcus Hinton led the Tigers in yards per catch last year with a 15.6 figure (18-280) and has a 17-yard average for his career, ninth best in Clemson history. Clemson's top deep threat started 10 of the 11 games last year and was Clemson's top receiver in two of the last three games. Tony Horne (7-56), Henry Guess (6-51)





**Dawkins is a preseason All-America and the top hitter on Clemson's defense.**

and Undre Williams (2-49) are three more receivers who had over 200 plays of experience last year.

Much of the credit for Clemson's improvement offensively over the course of the 1994 season should go to the offensive line. Four new players were starting in 1994, and all five starters on the interior will return in 1995, giving Clemson an experienced group.

Seniors Will Young and Dwayne Morgan should be the leaders of the line. The 265-pound guard averaged nearly 70 percent in terms of coach's film grade and will be in his third year as a starter for the Tigers. Young is a native of Clemson who has an appreciation for the school's football tradition and is a natural team leader.

Morgan led the Tigers in average film grade and knockdown blocks (46) last year. Like many junior college transfers, he showed marked improvement over the course of the season. "We expect a big senior year from Dwayne Morgan," said West. "By the end of the year he was a solid lineman and we hope he takes another big step in his senior year. Like many JC transfers, it is a big step to Division I, but he showed over the last half of the season that he can be an All-ACC type of player."

Robert Jackson is an experienced tackle who figures in a three-man rotation at the two tackle positions. He started 10 games in 1993, helping Clemson to a Peach Bowl Championship and played in every contest last year.

Trevor Putnam, a Dean's List student at the center position, also showed improvement over last year and returns

for his second year as the top center. He is ably backed up by Jamie Trimble, who saw significant action when Putnam was injured late in the season, making the center position perhaps the deepest on the offensive line.

Glenn Rountree (OG) and Jim Bundren (OT) were starters as freshmen in the offensive line. They improved as the season advanced and are ready to continue their advancement as sophomores. Bundren was the first Clemson freshman to start at tackle for the course of the season since 1979, and Rountree was the first freshman guard to start over the course of the season since 1987.

The hallmark of Clemson's successful teams in the 1980s, West's first tour of duty with the Tigers, was depth. Last year he red-shirted five interior offensive linemen and all should either provide depth or starting positions in 1995. The best of the group might be Matt Butler, a 270-pound guard who impressed Clemson coaches in practice. West nearly removed Butler's red shirt at midseason, believing the first-year freshman was ready to contribute.

Holland Postell is a 270-pound tackle who was a high school All-American two years ago, and was ranked among the top 10 linemen in the country by some services. Brent Banasiewicz and Zane Lewis are the other red-shirt freshmen who benefited physically and mentally during 1994. Ed Altman was a 1994 reserve who looks to see more action at guard in his sophomore season.

Lamont Hall should be Clemson's starting tight end in 1995 after spending an apprenticeship behind Stephon Wynn and Ed Glenn last year. Hall has the size, hands and blocking ability to be a star for the Tigers for the next three seasons. Wesley Ellis is a 240-pound red-shirt freshman who will also see plenty of action.

#### **Defense (7 starters returning, 26 returning lettermen)**

West welcomes back seven starters from a defense that allowed just 17 points and forced 29 turnovers in 1994, among the top 3 figures in the ACC. Clemson gave up just 113 yards per game on the ground, 14th best in the country.

That is the good news. The bad news is that four of the top five tacklers off of last year's point prevention unit have graduated. Tim Jones, Mike Barber, Darnell Stephens and Wardell Rouse combined for 372 of Clemson's 977 tackles last year and one of the four led the Tigers in tackles in 10 of the 11 games.

The top returning tackler and probably the top returning player on the 1995 squad is strong safety Brian Dawkins. The

senior has been a second-team All-ACC player each of the last two seasons and hopes to move up to the first unit this season. He registered 71 tackles, including 51 first hits in 1994, had four passes broken up and two interceptions. He is listed as a second-team preseason All-American by **Athlon** for 1995.

"Brian Dawkins is one of the top hitters from the secondary Clemson has seen in many years. He is an outstanding cover guy, knows our defense and is a team leader," said West. Dawkins was at his best against the best last year, as he had a career 15 tackles at Florida State, the key to Clemson holding the Seminoles to a season low 17 points.


Dawkins, who has a team best 4.38 40-time, is one of four returning starters in the secondary. Andre Carter, Clemson's most improved player in 1994, is the returning starter at free safety. The rising junior had 30 tackles, a team high tying four interceptions and a fumble recovery. He had three takeaways (two INTs and a FR) at Virginia when he helped Clemson hold the Cavs to a season low nine points. It was just the third time in Clemson history that a Tiger defender recorded three takeaways in a single game.

Andre Humphrey and Dexter McCleon return to handle the starting cornerback slots. Both have been chosen preseason first-team All-ACC by various services. Humphrey was a second-



**Wilson was the top tackler last spring and is a returning linebacker West is counting on.**





**McCleon concentrated on just football in the off season. He is a preseason All-ACC selection.**

team All-ACC defender in 1993 and had a solid 1994 season with 46 tackles, including 38 first hits. He had six passes broken up and one interception. He has started 20 games over his career and has incredible strength for a 5-8 player. Last February he broke Stacy Seegars (330-pound All-American lineman of 1993) record for the leg sled with a 1160 pound figure.

McCleon is a gifted athlete who has started in football and baseball at Clemson. He put his baseball career on hold last Spring, and had a very productive off-season session. "I thought Dexter McCleon showed great improvement over the last half of the season," said West. "Sometimes you can be a Jack-of-all-Trades and a Master of none. Dexter was doing well in both sports, but not excelling in either. He wants to see what he can do on the football field when he spends 100 percent on that sport."

McCleon had 35 tackles last year and led the team in passes broken up with eight, and in interceptions with four. He could also hold down the punt return slot in his junior season. The fine all-around athlete was the starting quarterback in Clemson's Peach Bowl win over Kentucky in 1993.

Peter Ford and Andy Ford, Clemson's first twin brother letterman combination in its 99 years of football, will also see plenty of action at the cornerback slots. Both were starters at times last year, Peter in five games and Andy in three.

Clemson's first line of defense also has outstanding depth, as the top seven tacklers in that area return. Marvin Cross

is the leader of the group, as evidenced by his 64 tackles, sixth best on the Clemson team. The native of Durham, NC was a second-team All-ACC player in 1994 and ranked fifth on the team in tackles for loss with seven.

Carlos Curry and LaMarick Simpson both started nine of the 11 games last year and join with Cross to give the Tigers an experienced starting frontline of defense. Curry had 42 tackles, nine of which were behind the line of scrimmage, tied for third best on the team. Simpson had 44 tackles and led the team in fumble recoveries with three. Curry, Cross and Simpson have played a combined 87 games in their careers.

The second-team defensive linemen are just as experienced as the first-string group. Warren Forney had 29 stops last year and the Clemson graduate is a veteran of 30 games in his career. He was a starter in 1992 when he had 83 tackles to rank third on the club. A knee injury forced him to miss all but two games in 1993, and still limited his play in 1994. The team leader is looking for a big year in 1995.

Brett Williams might be the most productive of the defensive linemen on a per play basis. The junior had 31 tackles last year, but nine of the them were for losses and four were sacks. He tied for third on the team in tackles for loss and was third in sacks. Fifteen of his 59 career tackles have been behind the line of scrimmage.

Raymond White, a sophomore in 1995, had 27 tackles and started two games as a freshman middle guard. Tony Plantin played in six games as a first-year freshman, while Bernard Randolph, a letterman as an outside linebacker in 1993, could be a factor as a down lineman in 1995. He missed all of '94 due to injury.

The linebacker position is up for grabs as all four starting linebackers from the 1994 team have graduated. West had five players at the inside linebacker slot and four at the outside linebacker position for Spring practice, but a first-year freshman or two could also figure into the plans in 1995.

Chuck Winslow is a senior who has played in virtual obscurity over the last three years due to the presence of Tim Jones and Mike Barber. Winslow had 24 tackles for the season, 10 in the game at Virginia, his only career start. If he can play at that level this fall, he will hold a starting position.

Mond Wilson is another veteran inside linebacker who could figure in the opening lineup plans for the Tigers. He had 22 tackles in 11 games, all in reserve as a red-shirt freshman. He was the team's top tackler in Spring scrimmages

(33) and the Spring Game (9). Andye McCrorey, another dean's list student and Clemson graduate, had 26 stops in 1994 as an outside and inside linebacker, the top total among returning linebackers. West said McCrorey had, "the best all-around Spring practice of the linebackers and someone will have to have a great fall to beat him out of a starting slot on opening day." Ed Hausgen, a reliable special teams player, is also a factor at the linebacker slot.

The outside linebacker position is virtually devoid of experienced players at the position according to the Fall roster. Leomont Evans has plenty of experience on defense, but not at the outside linebacker position. Evans started at free safety in 1993 and made 70 tackles, seventh best on the team. Last year he suffered from recurring headaches and played in just five games as a reserve. If he has a healthy Fall working at the position, he could give the Clemson defense a big lift in the linebacker area.

The interesting stories at the outside linebacker position continue when we come to Patrick Sapp. The senior has been a quarterback the last three years and has thrown for over 2,200 yards in his career, and is one of just two players in Clemson history with four 200-yard passing games. But, Sapp will make the move to outside linebacker this Fall in hopes of making a switch that has led to career boosts made by former Tigers Terence Mack, James Earle and Andy Headen. Sapp, who spent last winter as a reserve forward with the Clemson basketball team, started Clemson's first three games at quarterback last year and has played in 23 games at quarterback in his career, 14 as a starter. He had four sacks in the four Spring scrimmages of 1995, more than any other Tiger.

Two red-shirt freshmen are also strong candidates for significant playing time. Howard Bartley, a high school All-American as a defensive back, and Donald Broomfield, a 6-4 225-pounder, both impressed Clemson coaches during their red-shirt seasons. Bartley was ranked as the 10th best defensive back in the nation out of high school and was the state of Georgia's 110 high hurdles champion. Broomfield, a native of Florida, was a member of the **Sporting News** top 100 in 1993. Both played just sparingly last Spring due to injury. Bartley suffered a torn ACL and his status for the opening of Fall practice was uncertain this summer.

### **Special Teams**

Clemson has lost all-time great



# 1995 Clemson Position Roster

## OFFENSIVE LINE

#	NAME	POS	HGT	WGT	CL	EXP
50	Trevor Putnam	C	6-4	265	*SR.	2VL
55	Jamie Trimble	C	6-2	250	*JR.	1VL
79	Jim Bundren	OT	6-3	275	*SO.	1VL
72	Robert Jackson	OT	6-6	340	*SR.	2VL
61	Mark Landry	OT	6-4	275	SO.	1VL
52	Matt McLeod	OL	6-0	275	SO.	SQ
73	Dwayne Morgan	OT	6-3	300	SR.	1VL
70	Holland Postell	OT	6-6	290	*FR.	RS
78	Ed Altman	OG	6-3	275	*SO.	IVL
74	B. Banasiewicz	OG	6-3	280	*FR.	RS
77	Matt Butler	OG	6-3	284	*FR.	RS
64	Zane Lewis	OG	6-2	283	*FR.	RS
75	Glenn Rountree	OG	6-3	285	*SO.	1VL
59	Will Young	OG	6-2	280	SR.	2VL
	Corey Hulsey	OT	6-7	300	FR.	HS
	Joedy Mitchell	OT	6-6	270	FR.	HS

## QUARTERBACKS

#	NAME	HGT	WGT	CL	EXP
	Michael Allen	5-11	180	FR.	HS
15	Nealon Greene	5-11	190	SO.	1VL
	Billy Luckie	6-2	205	FR.	HS
5	Johnny Lynch	5-10	180	SO.	SQ
8	Chris Robbins	6-0	188	JR.	SQ
11	Louis Solomon	5-10	168	*GR.	3VL
	Brandon Streeter	6-3	180	FR.	HS

## RUNNING BACKS

#	NAME	POS	HGT	WGT	CL	EXP
	Dwane Cason	FB	6-2	220	FR.	HS
48	Travis Macklin	FB	6-1	235	*FR.	RS
	Damonte McKenzie	FB	6-2	230	FR.	HS
27	Ray Priester	FB	6-1	220	SO.	1VL
52	Matt Reeves	FB	5-11	210	SR.	3VL
18	Emory Smith	FB	6-0	245	*JR.	2VL
	Rashidi Brown	TB	5-7	170	FR.	HS
44	Anthony Downs	TB	6-1	200	SO.	1VL
24	James Jenkins	TB	6-1	210	SO.	1VL
7	Lamont Pegues	TB	5-11	205	SO.	1VL
	Robert Tally	RB	6-0	230	FR.	HS

## WIDE RECEIVERS

#	NAME	HGT	WGT	CL	EXP
	Carl Baker	6-0	185	FR.	HS
82	James Chapelle	6-0	180	SO.	SQ
88	Kenya Crooks	6-3	190	SO.	SQ
48	Orlando Davis	5-11	190	SR.	SQ
86	Adrian Greene	6-0	180	SO.	SQ
21	Henry Guess	6-2	208	*SR.	3VL
6	Marcus Hinton	6-0	174	SR.	3VL
80	Tony Horne	5-11	170	SO.	1VL
1	Joe Woods	5-9	160	JR.	#2VL
19	Antwan Wyatt	5-11	190	JR.	2VL

# Both letters earned at Mississippi

## TIGHT ENDS

#	NAME	HGT	WGT	CL	EXP
	Will Clark	6-2	225	FR.	HS
49	Jason Collins	6-5	218	*SO.	1VL
85	Wesley Ellis	6-4	240	*FR.	RS
	Levar Graves	6-4	250	FR.	HS
82	Lamont Hall	6-4	250	*SO.	1VL

Returning starters in italics

\* Red-shirted one season

## DEFENSIVE LINE

#	NAME	POS	HGT	WGT	CL	EXP
69	Chris Brooks	MG	6-1	240	JR.	SQ
91	Marvin Cross	DE	6-4	250	*GR.	3VL
93	Carlos Curry	MG	6-2	285	SR.	3VL
90	Warren Forney	DE	6-3	275	*GR.	3VL
96	Tony Plantin	DE	6-4	250	SO.	1VL
95	B. Randolph	DE	6-2	270	*JR.	1VL
99	L. Simpson	DE	6-2	280	SR.	3VL
97	Raymond White	MG	6-3	255	*SO.	1VL
92	Brett Williams	DE	6-4	250	*JR.	2VL
	Eric Bradford	DL	6-3	270	JR.	JC
	Eric Williams	DL	6-3	250	FR.	HS

## LINEBACKERS

#	NAME	POS	HGT	WGT	CL	EXP
	Rahim Abdullah	LB	6-6	210	FR.	HS
47	Howard Bartley	OLB	6-3	190	*FR.	SQ
	Kendrick Bridges	LB	6-2	210	FR.	HS
94	D. Broomfield	OLB	6-4	241	*FR.	SQ
	O.J. Childress	LB	6-3	210	FR.	HS
33	Tony DeSue	OLB	5-10	205	*JR.	2VL
	Adrian Dingle	LB	6-3	235	FR.	HS
32	Kelton Dunnican	ILB	5-11	210	SR.	1VL
16	Leomont Evans	OLB	6-1	200	SR.	3VL
15	Ed Hausgen	ILB	5-8	200	SR.	3VL
	Chris Jones	LB	6-2	215	FR.	HS
5	Andy McCrorey	ILB	5-10	200	*GR.	3VL
51	Mike Moseley	ILB	6-0	220	SO.	SQ
3	Patrick Sapp	OLB	6-4	240	SR.	3VL
	Anthony Simmons	LB	6-1	200	FR.	HS
	John Thompson	LB	5-10	220	FR.	HS
42	Mond Wilson	ILB	6-3	235	*SO.	1VL
36	Chuck Winslow	ILB	6-2	235	*SR.	3VL
	Bennie Ziegler	LB	6-3	220	FR.	HS

## SAFETIES

#	NAME	POS	HGT	WGT	CL	EXP
28	Andre Carter	FS	5-10	194	*JR.	2VL
14	Rudy Currie	FS	6-3	198	*SO.	SQ
20	Brian Dawkins	SS	6-0	190	SR.	3VL
37	Bashon Johnson	FS	5-10	175	SO.	SQ
31	Brad Pope	FS	5-11	173	JR.	1VL
	Reggie Curry	FS	6-4	200	FR.	HS
	Antwan Edwards	SS	6-1	200	FR.	HS

## CORNERBACKS

#	NAME	HGT	WGT	CL	EXP
43	Andy Ford	5-11	180	JR.	2VL
29	Peter Ford	5-11	180	JR.	2VL
	Domarco Fox	6-1	190	FR.	HS
34	Andre Humphrey	5-8	200	SR.	3VL
9	Dexter McCleon	5-10	190	*JR.	2VL
	Wayne Moore	5-9	170	FR.	HS
	Chris Rice	5-10	175	FR.	HS
22	Damond Ward	5-10	170	FR.	HS
8	Speedy Watson	5-7	167	*SR.	1VL
25	Undre Williams	5-9	170	SO.	1VL

## SPECIAL TEAMS

#	NAME	POS	HGT	WGT	CL	EXP
54	Jim Abrams	SN	6-2	260	SO.	SQ
24	Derek Basileo	PK	6-4	205	JR.	SQ
65	Elmer Bench	SN	5-9	220	SO.	1VL
1	Mike Brice	K	5-11	185	*SO.	SQ
26	Joey Gasque	PK	5-10	180	JR.	SQ
37	Kevin Laird	P	5-11	165	*FR.	RS
9	Richard Magnus	P	6-1	185	SR.	SQ
23	Chris McNally	P	6-3	192	SR.	1VL
31	David Richardson	K	6-1	165	SO.	SQ
17	Jeff Sauve	PK	6-0	194	*SR.	3VL

placekicker Nelson Welch to graduation. Welch set an ACC record with 72 field goals for his career and set 14 Clemson records altogether, including most points scored (301).

But, West does have an experienced kicker returning in Jeff Sauve. The senior has served as Clemson's kickoff man most of the last three years. A solid team leader, Sauve was a co-captain of Clemson's 1995 College World Series baseball team.

Welch also handled the punting last year. Chris McNally, who punted for five games in 1993 for a 35.2 average, and red-shirt freshman Jeff Laird, will battle this Fall for the position. Clemson has some top flight return people. Andre Humphrey is already Clemson's career leader in kickoff return yards with 1373, and the senior has ranked in the top 35 in the nation each of the last two years. Dexter McCleon was 11th in the country in punt returns two years ago and is back for his junior season, while Undre Williams is also experienced in both areas.

Both Clemson snappers return in Mark Landry (short) and Elmer Bench (long). Reeves, Ed Hausgen, Lamont Hall, Kelton Dunnican and Brad Pope are among the top tacklers and blockers returning with special teams experience.



Humphrey is Clemson's career kickoff return leader.



## Tigers #1 in Nation in Turnover Margin

Clemson ranked first in the nation in turnover margin in 1994, the first time in Clemson history the Tigers ranked number-one in that statistical category. Clemson had just 12 turnovers on offense, including just four in the last six games, and forced 29 on defense, the third highest total in the ACC. That computes to a +1.55 turnover margin for the season.

This marked the fourth time that Clemson has won a statistical national championship. The Tigers were first in the nation in kickoff returns in 1986 (26.1 yards per return), first in total defense in 1990 (217 yards per game) and first in the nation in rushing defense in 1991 (53.4 yards per game).

The Tigers had never won the national turnover championship, but Clemson had finished second twice. The Tigers were second in 1988 with a +1.82 mark and second in 1989 with the same +1.82 figure. It is interesting to note that current Clemson head coach Tommy West was an assistant coach on both of those Clemson teams.

Clemson averaged just 1.09 turnovers per game last year, the fourth best average in Clemson history. The 1940 team holds the record with 0.88, while the 1988 and 1989 teams averaged 1.08 turnovers per game.

One of the prime reasons for Clemson's low turnover total was a lack of fumbles. Clemson lost just two fumbles all year, fewest in the nation. The Clemson record for fewest fumbles over the course of the season was six, set by the 1938 team, so the 1994 Tigers shattered that record. Between 1960 and 1993, Clemson had just five seasons when it did not have at least

double figures in terms of lost fumbles.

One of the reasons for this lack of fumbles was the concentration of Clemson's first-year freshmen. Tiger first year freshmen handled the ball on a rush, reception or return 381 times without a lost fumble. The entire Clemson team had just one lost fumble on a scrimmage play, the other lost fumble came on a kickoff return against South Carolina.

In addition to the number-one ranking in turnover margin in 1994, the Tigers were 14th in rushing defense and 17th in scoring defense. Individually, Nelson Welch was 13th in field goals per game, and Andre Humphrey was 34th in kickoff returns.

## Records Set in 1994

\*Freshman quarterback Nealon Greene set a Clemson standard for interception avoidance in a season. Greene threw just one interception in 94 attempts, a 1.06 percentage. The previous record was 1.49 percent by Chris Morocco in 1989. Morocco threw two interceptions in 134 attempts that year.

\*Andre Humphrey became Clemson's career leader in kickoff return yardage in 1994. The rising senior had 500 yards for the year and now has 1373, exceeding the previous record of 1350 by Ray Williams (1983-86). Humphrey ended the season with a 22.7 kickoff return average, 34th best in the nation.

\*Nelson Welch set the Clemson career record for scoring (301) and field goals (72). He also established an ACC record for field goals and tied his own Clemson record for field goals in a game when he had five in Clemson's win at North Carolina. Welch set

or tied 14 Clemson records in his four-year career.

\*Kenya Crooks set the Tiger record for receptions by a first-year freshman with 21. He finished the season just six yards short of Terrance Roulhac's reception yardage mark for a first-year freshman.

\*The Clemson team set a school record for fewest fumbles in a season with two.

## Clemson Scoring Defense

Clemson ranked 17th in the nation in scoring defense, allowing just 17.1 points per game. This was quite an accomplishment playing in a league that boasts six teams that averaged at least 24 points per game. Only one of the eight ACC foes on the Clemson schedule reached its season average against Clemson. That was N.C. State, a team that averaged 25 points a game and scored 29 against the Tigers back in September. Florida State, Virginia and Maryland all scored their season lows against Clemson. Overall, ACC teams scored an average of 13 points below their average when playing against Clemson.


Clemson Scoring Defense			
Opp	Yr.	Avg vs. Clem	Diff
Florida State	37	17	-20
Duke	33	19	-14
Virginia	32	9	-23
North Carolina	31	17	-14
Maryland	24	0	-24
Georgia Tech	17	10	-7
Wake Forest	13	8	-5
N.C. State	25	29	+4

## Tigers in All-Star Games

Four different Clemson players took part in postseason college all-star games after the 1994 season. Nelson Welch, Clemson's record setting placekicker, played in the Blue-Gray Game and in the Senior Bowl. The other three Tigers who were active in postseason play were linebackers. Tim Jones played in the Hula Bowl, Darnell Stephens was in the East-West Game in San Francisco, and Wardell Rouse played in the Blue-Gray Game. Rouse was injured in the Blue-Gray Game, which prohibited him from playing in the Senior Bowl.

## Freshmen Made Significant Contributions

Clemson received outstanding contributions from its first-year freshmen in 1994, especially on offense. Ten first-year freshmen played on offense, including eight "skill position players" or players who touch the ball. Clemson started seven freshmen at Florida State on offense, the most freshmen to start a game on offense (or both units for that matter) since 1943. That year Clemson started eight freshmen over the course of the season due to World War II,




Clemson's hard-hitting defense was a reason the Tigers led the nation in turnover margin in 1994. Chuck Winslow, seen above forcing a fumble, is a senior who will be a key to the 1995 Tiger defense.

1995 Clemson Football

First-year freshmen accounted for 58 percent of Clemson's total offense in 1994.





Glenn was one of the most decorated players in the ACC last year. He won the Tatum Award as the top student-athlete football player in the conference.

which drafted most of Clemson's upper-classmen.

One way the class excelled was holding onto the football. The eight first-year freshmen touched the ball 381 times on rushing, receiving or return plays and did not lose a fumble. This did not include handoffs by freshman quarterback Nealon Greene or pass attempts by Greene. The freshmen combined for 1832 all-purpose yards and scored 10 touchdowns.

First-year freshmen contributed 1211 yards rushing, 373 in receptions and 524 yards passing. That was the most reception yards by freshmen in Clemson history. It was the most rushing yards by first-year freshmen since 1990 when that group of rookies led by Ronald Williams gained 1351 yards. The rushing total was second best since the 1940s. The passing yardage total was the best since 1992 when Patrick Sapp threw for 750 yards. But, it was the third best total overall for first-year freshmen. The 1975 Clemson team got 1082 yards passing from first-year freshmen.

Clemson used an average of nine first-year freshmen per game last year, an average of eight per game on offense. This youth is reflected in Clemson's offensive stats for last season. A look to the stats reveals that first-year freshmen accounted for 63 percent of the rushing yards, 57.9 percent of the total offense, 48.1 percent of the pass completions and 58.8 percent of the touchdowns.

The percentages were highest in the win over North Carolina game. Ninety-six percent of the rushing yards, 100 percent of the passing yardage and 96 percent of the total offense were turned in by first-year

freshmen.

First-year freshmen held the top two rushing yardage rankings, the top passing yardage statistic and two of the top four reception totals.

#### Percentage of Contribution by Clemson First-Year Freshmen in 1994

Category	Total	FR.	% by FR.
Rushing Yds	1913	1211	63.3
Reception Yds	1083	373	34.4
Receptions	106	42	39.6
Pass Comp	106	51	48.1
Passing Yds	1083	524	48.4
Total Offense	2996	1735	57.9
All-Purpose Yds	3885	1832	47.1
Touchdowns	17	10	58.8

#### Clemson Loses 14 Seniors

Clemson lost 14 seniors off of the 1994 team, nine scholarship players and five walkons. Eight of the 14 are natives of the state of South Carolina. This senior class was involved in 28 victories (28-17-1), two bowl games, seven wins over top 25 teams (sixth most for a class in Clemson history), two Top 25 final rankings, and an undefeated ACC Championship. The class took pride in playing in Death Valley as Clemson had a 20-5-1 record at home during this era.

The class is small by recent standards, but they recorded many landmark accomplishments. Tim Jones, a senior linebacker, finished fifth in Clemson history in total tackles. The native of Rock Hill, SC became the first player in Clemson history to lead the Tigers in tackles for three straight seasons.

Placekicker Nelson Welch was Clemson's career scoring leader with 301 points and set the ACC record for career field goals. He became just the second player in Clemson history to become a first or second-team All-ACC player four years in a row. Linebackers Darnell Stephens and Wardell Rouse both ranked in the top five in the ACC in sacks last year and Mike Barber led the team in tackles/play each of the last two years.

#### Here is a list of Clemsons 1994 seniors.

<b>Michael Barber, LB</b>	
Edgemore, SC	Lewisville HS
<b>Matt Bulman, P</b>	
Roebuck, SC	Dorman HS
<b>Ed Glenn, TE</b>	
Greenville, SC	Wade Hampton HS
<b>Tim Jones, LB</b>	
Rock Hill, SC	Rock Hill HS
<b>Mike Kunz, OT</b>	
San Antonio, TX	Lee HS
<b>Coby Peeler, SS</b>	
Roebuck, SC	Dorman HS
<b>Wardell Rouse, OLB</b>	
Clewiston, FL	Itawamba CC
<b>Tim Scheibel, DE</b>	
Trumbull, CT	Trumbull HS
<b>Darnell Stephens, OLB</b>	
San Antonio, TX	Converse-Judson HS
<b>Brian Tillotson, OLB</b>	
Greenville, SC	Berea HS
<b>Lewis Usher, OLB</b>	

Decatur, GA	DeKalb HS
<b>Nelson Welch, PK</b>	
Greer, SC	Greer HS
<b>Stephon Wynn, TE</b>	
Winnsboro, SC	Fairfield HS
<b>David Zeiler, WR</b>	
Bethel Park, PA	Bethel Park HS

#### Glenn Wins Tatum Award, Named Academic All-American

Clemson senior tight end Ed Glenn was named to the 1994 Hitachi first-team Academic All-America Team as selected by the College Football Association (CFA). The native of Greenville and graduate of Wade Hampton High School was one of the 24 players honored by the CFA and is the second Tiger so honored since the team was formed in 1991. Former Clemson offensive tackle Bruce Bratton was a member of the team in 1991.

Glenn graduated with a 3.9 career grade point average and was a member of Clemson's President's List (perfect 4.0 GPA) in five different semesters. He has already been accepted to the Vanderbilt Medical School. He earned his degree from Clemson in biochemistry last May. He was chosen to the ACC Academic honor roll each of the last three years.

Glenn started five of Clemson's 11 games at tight end last year, averaging over 25 plays per game. He caught three passes for 16 yards and was among the team's top blockers on the offensive line. Glenn was one of five ACC players chosen to the Academic All-America team. Christopher Hennie-Roed of N.C. State, Matt Williams of Duke, Derrick Brooks of Florida State, and Mike Morton of North Carolina were also named.

This was the second major academic related honor for Glenn in December. Earlier in the month, at the ACC Football Banquet in Atlanta, Glenn was the recipient of the Jim Tatum Award, which is presented to the ACC's top all-around student-athlete in the sport of football.

In recognition of Glenn's CFA accomplishment Hitachi will donate a \$1,000 scholarship to Wade Hampton High School in Greenville.

#### All-ACC Tigers

Clemson had one first-team All-ACC performer and four second-team selections in 1994. Tim Jones, Clemson's top tackler with 118, was a first-team inside linebacker. He had been chosen second-team in 1993. Wardell Rouse, who had 69 tackles, including 13 behind the line of scrimmage, was a second team selection.

Nelson Welch, who finished 13th in the country in field goals per game, was the second-team place kicker. Juniors Marvin Cross and Brian Dawkins were also second-team selections on defense. Cross had 64 total tackles, while Dawkins had 71, the top total among returnees for 1995.



### Welch Ranked in top 15 Nationally, 4 straight years

Nelson Welch led Clemson in scoring with 62 points and he made 16-22 field goals in 1994. His 1.45 field goals per game ranked in a tie for 13th in the nation. It marked the fourth straight year he ranked in the top 15 in the nation in field goals. The native of Greer, SC was fourth in the nation in 1991, second in 1992, and 14th in 1993. He is the first football player in Clemson history to rank in the top 15 in a statistical category for four straight years. He booted 72 field goals for his career, an ACC record, and 21 of them were from 40 yards or more. He kicked five field goals in a game three times, the all-time Clemson single game record.

Nelson Welch had one of the most gratifying performances of his career at North Carolina when he kicked five field goals and an extra point to lead Clemson to a 28-17 victory. Welch tied his own Clemson record for field goals in a game and also became Clemson's career scoring leader in the process.

Welch also had five field goals in a game against N.C. State in 1991 and at Maryland in 1992. Clemson won that N.C. State game 29-19, and the Pack was ranked 12th in the nation coming into that game. North Carolina was also ranked 12th in the nation coming into that game (**USA Today**).

Welch is Clemson's and the ACC's career leader in total field goals and finished fourth in league history in points scored. He had 292 points in the eyes of the ACC (who does not count bowl games). The only ACC players ahead of Welch in terms of career scoring are N.C. State's Ted Brown (312), Maryland's Jess Atkinson (308), and Georgia Tech's Scott Sisson (299).

### Seven Tigers on Dean's List

Five Clemson football players made the Dean's List for the first semester of 1994 and seven more were on the list in the Spring semester for 1995. Tommy West's team had 20 players on the academic honor roll (3.0 GPA or above) for the first semester and 15 in the second.

All five of the Dean's List students in the first semester are scholarship players. The list includes first-team Academic All-American tight end Ed Glenn, starting quarterback Louis Solomon, starting center Trevor Putnam, starting tight end Stephon Wynn and reserve linebacker Andye McCrorey. Solomon, Putnam and McCrorey all return for the 1995 season.

This group contributed to the football team's 2.29 team GPA for the fall and a 2.27 in the Spring. The 2.28 GPA for the year was the second best by the Clemson football team in the last 10 years. The 2.29 in the Fall is the team's highest fall semester GPA on record.

Warren Forney, reserve defensive end,



Young was one of four starters on Clemson's starting offensive line to make the Academic Honor roll.

was one of the 20 Tigers on the Academic Honor roll in the first semester and he also earned his undergraduate degree in December. He will play his final season (1995) as a graduate student and was a dean's list student for his first semester of graduate school. Last year Forney gave the invocation at graduation and also received the University's Algernon Sydney Sullivan Award for outstanding service to others.

Solomon earned a perfect 4.0 in the second semester last year and will have his undergraduate degree in special education by the time the football season begins. Andye McCrorey and Marvin Cross both graduated in May, giving Clemson four graduate students on the 1995 team. This is the highest number of graduate students on a Clemson football team in history.

### Sapp Adapts to OLB

Versatile athlete Patrick Sapp found a home at outside linebacker last Spring. The former Clemson quarterback, former Clemson basketball forward, had 11 tackles, two sacks and two caused fumbles in the three stadium scrimmages, then had seven tackles, including a sack in the Spring Game. He led the team in sacks (4) in the scrimmages and the Spring Game.

Sapp has had a busy 1994-95 as he went from the gridiron to the Clemson basketball team on December 18, then back to the football team for the start of Spring practice on March 1.

Sapp played quarterback his first three years at Clemson and threw for 2278 yards in his 23 games, 14 as a starter. His passing yardage total is ninth highest in Clemson history and he is one of just two quarterbacks in Tiger annals to have at least four 200-yard passing games. Last year he started three games at quarterback and completed 39-88 passes for 444 yards and two touchdowns. This is the first time he has played on defense in his football career.

Sapp is one of many Tigers who have moved to outside linebacker. Graduation and injury has left Clemson devoid of any experienced players at that position. Wardell Rouse and Darnell Stephens, Clemson's starters last year, have graduated, and red-shirt freshmen reserves Donald Broomfield and Howard Bartley missed most of Spring practice due to injury. Clemson's second-team players in 1994 have also graduated.

In addition to Sapp, Tony DeSue was moved from running back to OLB, Leomont Evans was moved from free safety to OLB and Brett Williams was moved from defensive tackle to OLB. All of these moves will be reevaluated over the summer.

### Clemson 28-6 in Orange Pants

Clemson improved its record in Orange Pants to 28-6 with its victory over Georgia Tech on November 12. Here are some notes about the Tigers in Orange Pants:

\*Clemson has won six games in a row in Orange Pants.

\*The Tigers are 19-3 in Orange Pants in games played at Death Valley.

\*Tommy West has been involved in 16 games as a Clemson coach when the Tigers have worn Orange Pants and Clemson has a 14-2 record in those games.

\*Clemson is now 16-1 in the month of November when wearing Orange Pants.

\*Clemson's average margin of victory in Orange Pants is 14 points per game.

\*Clemson's only three losses in Orange Pants at home are to teams ranked in the top 10 when playing Clemson (South Carolina in 1984, Florida State in 1988 and Florida State in 1992).

\*Clemson is 9-4 against Top 20 teams when wearing Orange Pants.



### Clemson in Orange Pants

(28-6 overall, 19-3 at home, 4-0 neutral, 6-3 away)


Date	Site	W-L	Score	Opp (Rk)
11-22-80	H	W	27-6	So. Caro. (14)
9-19-81	H	W	13-3	Georgia (4)
11-14-81	H	W	21-7	Maryland
1-1-82	N1	W	22-15	Nebraska (4)
10-2-82	H	W	24-6	Kentucky
11-6-82	H	W	16-13	UNC (18)
11-20-82	H	W	24-6	South Carolina
11-27-82	N2	W	21-17	Wake Forest
9-24-83	H	W	41-14	Georgia Tech
11-12-83	H	W	52-27	Md (11)
11-23-84	H	L	21-22	So. Caro. (9)
11-8-86	H	W	38-10	No. Carolina
9-19-87	H	W	21-20	Georgia (18)
10-31-87	H	W	31-17	Wake Forest
11-14-87	H	W	45-16	Maryland
9-17-88	H	L	21-24	FSU (10)
10-21-89	H	W	30-10	NCSU (12)
11-18-89	A	W	45-0	South Carolina
9-8-90	A	L	7-20	Virginia (14)
10-20-90	A	W	24-17	N.C. State
11-17-90	H	W	24-15	So. Carolina
11-9-91	A	W	21-6	No. Carolina
11-16-91	H	W	40-7	Maryland
11-30-91	N2	W	33-21	Duke
9-12-92	H	L	20-24	FSU (5)
10-10-92	A	W	29-28	Virginia (10)
10-24-92	A	L	6-20	NCSU (23)
10-31-92	A	L	15-18	Wake Forest
9-25-93	H	W	16-13	Ga. Tech
10-30-93	H	W	29-0	Maryland
11-13-93	H	W	23-14	Virginia (18)
11-20-93	A	W	16-13	So. Carolina
12-31-93	N3	W	14-13	Kentucky
11-12-94	H	W	20-10	Georgia Tech
N1 at Orange Bowl, N2 at Mirage Bowl, N3 at Peach Bowl				

### Pegues Production

Lamont Pegues (pronounced PaGEESE) vaulted from obscurity to the lead of the Clemson rushing chart over the last four weeks of the 1994 season. The native of North Carolina had 136 yards rushing in 28 carries in the win over Georgia Tech, the most carries by a Clemson player last year and the most yards rushing by a Clemson tailback all season. (Quarterback Louis Solomon had 159 yards rushing against Wake Forest for the overall team high).

Pegues, who missed a lot of playing time early in the season with a turf toe injury, gained 323 yards rushing in the last four games, an average of 81 yards per game. He finished with 390 yards for the season, the top figure on the Clemson team. Pegues had two touchdowns in Clemson's win at 12th ranked North Carolina, the Tigers top victory of the year.

Pegues continued his fine play in the Spring, where he was Clemson's top rusher with 236 yards in 50 carries in the three scrimmages and the Spring Game combined. He had 60 rushing yards in 14 attempts in the Spring Game in Death Valley on April 1.



Clemson is 114-14-4 over the last 17 years when it gains at least 200 yards on the ground.

### Greene Efficient Quarterback

First-year freshman quarterback Nealon Greene led Clemson to victories over North Carolina and Georgia Tech within the last three weeks of the season. Greene rushed for 111 yards in 19 attempts in the win over Tech and had 192 yards in total offense for the day. Greene was efficient in his execution. In his 327 snaps for the year, Clemson had just one turnover and that was a pass tipped by his own receiver that should have been caught. Greene threw 94 passes with just one interception last year, the top interception avoidance figure in Clemson history.

Greene finished the season with a 54.3 completion percentage, 10th best in Clemson history and just 0.4 percent away from Willie Jordan's Clemson freshman record. Greene had his best day in terms of passing against North Carolina when he hit 9-12 passes for 104 yards. He was also 13-19 at Georgia.

The native of Yonkers, NY had an outstanding Spring, hitting 50-74 passes for 620 yards and two touchdowns in his three Memorial Stadium scrimmages. That computes to a 67.6 completion percentage and a passing efficiency mark of 141.5. He completed 23-31 for 374 yards and two scores in the March 29th scrimmage in Death Valley. He completed 12 of his last 13 passes for 176 yards and led the offense to six touchdown drives on the day. Most of his stats were achieved against the first-team defense. He also scored two TDs, thus accounting for four touchdowns.

He continued his fine play in the Spring Game with 11-19 for 207 and three touchdowns. It was the first time in 12 years a Clemson quarterback had thrown for three touchdowns in the Spring Game.

### Tigers Outstanding at Death Valley

Clemson has been outstanding in Death Valley in the decade of the 1990s. Clemson was 4-2 at home in 1994 and is now 26-5-1 in the decade of the 1990s. Clemson now has an all-time record of 184-67-7 in Death Valley, a 72.7 percent winning mark.

Part of Clemson's homefield advantage can be attributed to the team's fan support over the years. Clemson drew a crowd of 85,872 for the South Carolina game, an all-time stadium record. That was the 24th crowd of at least 80,000 in the history of Memorial Stadium. All have taken place since 1983 when the North upperdeck was added. Clemson has a 15-7-2 record when at least 80,000 people are in the stands at Death Valley.

### Tigers Ranked High in NFL

Clemson had 22 players on NFL rosters last year and many have made an impact in the league. A November, 1994 edition of **Inside Sports Magazine** tells us that former Clemson players are among the top players and the top young players in the league.

The magazine broke the NFL players into various types of positions. Three former Tigers were ranked among the top seven in the NFL at their position and three other former Tigers were named the Rising Star at their position. It is interesting to note that all three of the Tigers cited as Rising Stars, are defensive players who played on Clemson's 1990 defense that was ranked number-one in the nation.

Chester McGlockton of the Los Angeles Raiders was named the Rising Star in the NFL among defensive tackles, while Levon Kirkland of the Pittsburgh Steelers was named the Rising Star among inside linebackers. The Rising Star among strongside linebackers was Wayne Simmons. McGlockton played in the Pro Bowl in Hawaii at the end of the 1994 season.

Former Tiger running back Terry Allen was ranked as the seventh best speed back in the league, while Michael Dean Perry was the sixth best defensive tackle. Donnell Woolford was ranked as the fifth best cornerback.

### Dawkins Top Returning Tackler

Clemson strong safety Brian Dawkins is the leader of the Clemson secondary and undoubtedly will be the leader of Clemson's 1995 defense. The junior from Florida had 71 tackles, including 51 first hits. He was fourth on the Clemson team in total tackles. Dawkins, a second-team All-ACC performer the last two seasons, will be entering his third year as a starter in 1995.

Dawkins had one of the top games of his career against Florida State when he posted a career high 15 tackles to lead a



Tiger defense that did not allow Florida State a touchdown in the second half. The Seminoles also failed to reach 20 points in a home game for the first time since 1991. It was also the first time since 1992 that Florida State did not score via a touchdown pass.

Dawkins had 12 first hits in the contest, most by a Tiger all year. His 15 tackles rank fourth best in Clemson history for a defensive back. Willie Underwood and Ronald Watson are the co-holders of the record. Underwood had 17 tackles in his final game as a Tiger when he led Clemson to a 27-6 victory over South Carolina. He also had two interceptions in that game. Watson had 17 as a free safety against Georgia Tech in 1984. Jack Cain is the only other DB to have more tackles in a game than Dawkins. Cain, who won the ACC's Brian Piccolo Award in 1979, had 16 tackles against Maryland in 1980.

### Redzone Defense

Clemson played well defensively last season, limiting the opposition to 17.1 points per game, 17th best in the nation against scoring. Part of the reason for this defense against scoring was forcing turnovers in the redzone. **Clemson opponents got into Clemson's redzone 38 times last year, but came away with just 12 touchdowns.** Thirteen times the opposition was held to a field goal, twice the opposition was held on fourth down and four times the opposition missed a field goal. But, seven times Clemson forced a turnover. In 1993, Clemson forced just three redzone turnovers all season. The opposition came into the redzone 37 times in 1993 and came away with 16 touchdowns and six field goals.

### Rushing Yardage The Key for Clemson

One of the most telling statistics in documenting the success of Clemson football in recent years is rushing offense. The Tigers had been struggling on the ground heading into the Maryland game last year, as they had just 81 yards rushing in the N.C. State and Virginia games combined. The Tigers started a new backfield and switched to an option offense for the Terrapin game and the result was a 294-yard rushing performance, the second highest total for the Tigers over the last 23 games.

The result was also a victory. Over the last 17 years Clemson has a 114-14-4 record when it rushes for at least 200 yards, a 90 percent winning mark. That statistic improves to 95 percent when looking at games in which Clemson rushes for at least 250 yards. Clemson is 78-4-1 since 1978 when it rushes for at least 250 yards. The only losses were to Georgia Tech in 1990, Duke in 1989, North Carolina and Maryland in 1985. The tie was against Virginia in 1991.

Clemson was 4-0 last year when it gained at least 200 yards rushing and 1-6

when it did not. The Tigers did not gain 200 yards rushing at North Carolina, but did post a 151-yard advantage in the category.

### Wilson Top Tackler

Mond Wilson is one of the young linebackers Tommy West is counting on to take over one of the inside linebacker positions vacated by the graduation of Tim Jones and Mike Barber, 1994 team leaders who both had over 100 tackles last season. Wilson had 22 stops in 11 games as a reserve last year. The native of Tupelo, MS who was a Bluechip All-American in high school, led the club in tackles in the three Spring Stadium scrimmages with 23. He also has a caused fumble and three tackles for loss. He tied for the team lead in tackles in the Spring Game with nine.

Wilson is one of five Tiger returning lettermen competing for the two starting inside linebacker positions. Andye McCrorey, a dean's list student who also had nine tackles in the Spring Game, is listed as the other starting inside linebacker. Head Coach Tommy West said McCrorey was the best of the linebackers in Spring practice. Chuck Winslow is a three-year letterman who had 19 tackles in two scrimmages, including 11 in the second scrimmage, the high total by a Tiger this Spring. Kelton Dunnican, a reliable special teams player who came to Clemson as a fullback, has 21 tackles and two behind the line of scrimmage last Spring.

### West Announces Staff Position Changes

Clemson Head Football Coach Tommy West announced five position changes within his coaching staff last summer. The changes effect coaches Les Herrin, Miles Aldridge, Ellis Johnson, John Latina and Charlie

Harbison. The restructuring will give West two offensive line coaches instead of one, and co-coordinators on defense.

Herrin and Harbison will be the only coaches involved in the restructuring who will move from one side of the ball to the other. Herrin, who remains the program's Assistant Head Coach, will move from defensive line coach to offensive tackles and tight ends coach. This will be the first time in his career that he has coached the offensive line. Harbison was announced as Clemson's tight ends coach on April 10, but will be assigned the defensive backs, the position he has coached throughout his collegiate career.

With Herrin's move to the offensive line, John Latina will now coach just the centers and guards. Last year he coached all five interior offensive line positions.

Johnson will coach the defensive line, while Aldridge will coach the outside linebackers. Both Johnson and Aldridge will serve as co-coordinators of the Clemson defense.

"Our changes will allow us to have two coaches on the offensive line and have Ellis Johnson more involved in the coordination of our defense," said West. "We need two coaches on the offensive line and Les Herrin will certainly be an asset to us at this position. It is a lot to ask one person to coach five positions, as we did with John Latina last year.

"It also allows Charlie Harbison to coach the secondary, which is his area of expertise. He has considerable coaching experience there and played in the secondary. Miles Aldridge has many years of experience as a linebacker coach and he will be an asset in the development of our young linebackers.

"I have given these changes a lot of thought and think they are in the best interest of our football program. The only coach who will be working at a position for the first time in their career is Les Herrin. But, that should not be a problem because he has been coaching linemen for many years. The offensive line will benefit from his experience."

West said he has not decided on what coaches will be on the sidelines and in the press box on game day. He waited until June to make the changes because Charlie Harbison was not hired until after Spring practice was concluded.

Clyde Christensen (quarterbacks, co-offensive coordinator), Rick Stockstill (wide receivers, Co-offensive coordinator), Richard Bisaccia (running backs, special teams) and Reggie Herring (inside linebackers) will all have the same position assignments as last season.



Herrin will coach on the offensive side of the ball for the first time in his career.



# The Glossary

## Address

If you are mailing something to the Clemson SID office, address it to Tim Bourret, Assistant Athletic Director for Media Relations, PO Box 632, Clemson, SC 29633. The Federal express address (they don't like PO Boxes) is 100 Perimeter Road, Clemson, SC 29633. The Address of Clemson Memorial Stadium is Williamson Road, Clemson, SC 29633.

## Alumni, Famous

Who are the most famous Clemson alumni outside of the athletic realm? Certainly, Senator Strom Thurmond, a member of the class of '23 who also ran cross country at Clemson, would have to be among the most famous former Tigers. He holds all the longevity records among US Senators. He still follows the Clemson Tigers and you never know when he might come by the press box and tap you on the shoulder while the game is in progress.

A former Tiger who is moving up the famous ladder is Jane Robelot, now with CBS news in New York. Those of us in the Sports Information Office are especially proud of Robelot because she is a former SID office student assistant. Look in some old press guides and you are liable to see Jane in the background keeping stats at basketball games. If you are a collector of video tapes of Clemson games, check out ESPN's telecast of the 1982 Clemson Spring Game. Just prior to the game, a young lady runs on the field to stop the game. That's Jane. She was just following instructions from the producer, who was still in a commercial.

Now Jane is in New York covering major news events. Her second week with the network she was dispatched to Oklahoma City to cover that horrible bombing. She has an occasional stint with Harry Smith on "CBS This Morning", and she is a co-anchor on the "CBS Morning News". Jane has a lot of years of filibusters to go before she catches up to Strom Thurmond for that most famous Clemson Alumnus title, but she is gaining ground.

## Antonio, John

This man holds a special place in the hearts of Tiger fans and in the pocketbooks of sports marketing entrepreneurs. Antonio invented the Tiger paw, the distinctive logo of the Clemson athletic teams that has become synonymous with this University's athletic success. Antonio was an innovative account executive with Henderson Advertising in Greenville, and prior to the 1970 season, unveiled the Paw as Clemson's new logo. It has shown up all over the country on items owned by Clemson fans. Many institutions with a feline as mascot have used the logo, or an impression of it. The painting of the Tiger Paw on cheeks of Clemson fans has also become popular and imitated at schools all over the country.

## Athletics and Academics

The Clemson athletic department provided more than \$1 million in financial support to University programs and operations during the 1994-95 fiscal year. The IPTAY Academic Scholarship Fund was the recipient of over \$150,000 during the year. The fund was created to help meet the need for more non-athletic academic scholarships to the university.

The IPTAY Academic Scholarship Fund, one of the largest academic endowments at Clemson, surpassed the \$2.3 million mark during the 1994 Fall semester. More than 30 students who are not athletes, are benefitting from the fund. The money for the fund comes from several different sources, but it is all raised by activities of the athletic department, including player-of-the-game contributions, as well as matching gift contributions.

The athletic department also made a \$100,000 gift for computer equipment in the New Student Center. Additionally, the athletic department contributed \$200,000 towards an innovation in teaching Award that is sponsored by the student government. Ben Sill, a Clemson faculty member since 1976, was the first recipient of the \$1,000 grant. In May, the athletic department donated \$100,000 worth of weight room equipment to the Clemson Nursing Center and the intramural department.

Over the last eight years, athletics has contributed more than \$8 million in financial support to Clemson University.


## Attendance

Clemson ranked 13th in the nation in average football attendance last year with an average of 70,439. It marked the 12th straight year that Clemson ranked in the top 15 nationally in attendance. Clemson has a seating capacity of 81,473, but with standing room we are capable of going over the 85,000 mark. The record crowd was set last year for the South Carolina game when 85,872 attended the game.

## Board of Trustees

Here is a list of the members of the Clemson Board of Trustees for the 1995-96 academic year:

Bill L. Amick, Batesburg  
J.J. Britton, Sumter  
Louis P. Batson, Jr., Greenville  
William Green Deschamps, Jr.,  
Bishopville  
Lawrence M. Gressette, Jr., Columbia  
Harold D. (Doug) Kingsmore, Aiken



Robelot started at WCCP in Clemson with a college football scoreboard show after Clemson games. Now she is in New York with CBS News.

Louis Lynn, Columbia  
Patricia H. McAbee, McCormick  
Thomas B. McTeer, Jr., Columbia  
Buck Mickel, Greenville  
Joseph D. Swann, Greenville  
Allen Wood, Florence

## Brothers, Twins

The Clemson football team features twin brothers. In 1993 Andy and Peter Ford became the first Clemson twin brother combination to letter in football. Both made significant contributions as first-year freshmen and they continued their play last year. They played just 15 plays together in 1993, but in 1994 they started the first three games together at the cornerback positions. This caused a few wide receivers to do double takes when the receiver switched sides of the field during various patterns. Peter Ford was injured and played just six games last year, five as a starter.

The most famous twins in Clemson athletic history are of course the Grants, Horace and Harvey, who collectively make more money this coming year than it took to build the South upper deck of Memorial Stadium. Horace and Harvey were teammates on Clemson's 1984-85 basketball team. Horace stayed all four years, while Harvey transferred to Oklahoma. Horace was a common denominator on the Chicago Bulls three-peat and is now with Orlando. Harvey is with Portland.

The only other men's twin combinations in Clemson men's athletic history involved the Coakley and Martin families. Francis and George Coakley were teammates on the Clemson baseball and basketball teams between 1938-41. Lynn and Glenn Martin were twin teammates on the Clemson baseball team in 1982 and 1983. Clemson's women's sports had its first twin sisters this past year when Jeanette and Jennifer Davis lettered on the Clemson women's basketball team.

## Calhoun, John

This Senator from the state of South Carolina proposed a bill in the house in 1955 making it a state law that Clemson and South Carolina had to compete in football once a year.

## Clark, Dwight

One of the great pro football success stories belongs to Dwight Clark. A Clemson Tiger between 1975-78, the wide receiver was a starter in 1977 and 1978, but still caught only 33 passes for his entire career. He was a key contributor on the 1978 ACC Championship team that was 11-1 and ranked sixth in the final poll, but he was never even second-team All-ACC.

The San Francisco 49ers drafted him in the 10th round in 1979 and he was a surprise squad member in that season. Then Clark and Joe Montana started working together and before you knew it Clark was leading the league in receptions and was a pro bowl starter. He concluded his career as the 49ers all-time leader in receptions with 506, reception yards (6750) and touchdowns (48).

Today, Clark is the 49ers' vice president of football operations/player personnel. Some of his touchdown receptions weren't as long as that title, but his job does allow him to travel to Clemson now and then to scout the talent level of his beloved Tigers.



## Clemson, SC

The city of Clemson has a population of about 11,000 fulltime residents. But, on Saturday afternoons in the fall, when over 80,000 fans are in the stands, that population increases significantly. In fact, Clemson moves all the way to the second largest city in the state on home football Saturdays when over 80,500 fans are in the stands.

On those days, only Columbia is larger. Charleston's latest population reading was 80,414, so that is why we have to list the qualifier at 80,500. Perhaps that will change with all these base closings, but we will stay with 80,500 until the next census. So, depending on the size of the crowd, Clemson becomes either the second or third largest city in South Carolina on home football Saturdays, and in 1995, Carolina Panther home Sundays.

## Coaches

There are nine former Clemson football players who are assistant or head coaches at the Division I level of college coaching. The two head coaches are Mike O'Cain of N.C. State, who defeated his alma mater in Death Valley last year, and Bobby Johnson, who is Furman's head coach and also coached against his alma mater. In fact, prior to 1993, no Clemson graduate had ever served as opposing head coach at Clemson the Tigers. Then, in the first two games of 1994, the Tigers faced a Clemson graduate.

Name	Yrs at CU	Cur.School
Mike O'Cain	1973-76	N.C. State Head Coach
Bobby Johnson	1969-72	Furman Head Coach
Ricky Bustle	1974-76	Virginia Tech Offensive Coordinator
Chris Lancaster	1985-87	Baylor Offensive Line
Dan Pearman	1985-88	Alabama Offensive Line
Lawson Holland	1972-74	Florida Tight Ends
Charlie Waters	1967-69	Oregon Defensive Coordinator
Todd Schonhar	1983-86	Northern Ill. Running Backs
Ron West	1977-78	Baylor Offensive Line

## Colors

Clemson's official colors are Northwestern purple (PMS 541) and burnt orange (PMS 165), but many of Clemson's athletic uniforms are predominantly orange and white. Clemson has worn all orange for special games and in 1991 wore purple jerseys with white pants and orange helmets for the N.C. State and California games.

According to legend Clemson used to have a pale purple and gold as the official colors. But, Jess Neely changed that because he wanted uniforms that were more colorfast. It seems that the weather and constant washings were causing the uniforms to fade. So Neely worked with the Clemson school of textiles and developed deeper colors for uniforms, colors that held up under the rays of the sun and the workings of the washing machines.

## Conference

Clemson is a member of the Atlantic Coast Conference. The Tigers were charter members in 1953. Prior to that, Clemson was

in the Southern Conference from 1921 to 1952. Clemson was in the Southern Intercollegiate Athletic Association before that, and has been a charter member of every conference with which it has been affiliated.

## Conference Championships

Clemson has more ACC titles than any other school, as the Tigers won or shared the ACC title in 1956, 1958, 1959, 1965, 1966, 1967, 1978, 1981, 1982, 1986, 1987, 1988 and 1991. Clemson won the Southern Conference in 1940 and 1948. Clemson tied for the ACC title in 1965 so Clemson has 12 outright and one tied ACC titles.

## Country Gentleman

Clemson is famous for its Tiger mascot and pushups after each score. But, the school used to have two mascots. In addition to the Tiger, the school used to have the Country Gentleman, a student dressed in purple tails and top hat, carrying a cane. The Country Gentleman concept came about as a result of references to Clemson made by **Greenville News** sportswriter Carter Scoop Latimer as the Country Gentlemen. Clemson had the two-mascot system between 1954 and 1972.

## Cub, Tiger

The Tiger Cub Club was formed in 1993 and it gives youngsters and young people an opportunity to be a part of the organization with just a \$30 contribution. Cub Club members receive a membership card, certificate, membership packet and discounted tickets to selected Clemson sporting events, including football and basketball games. A donation of \$500 will give the Tiger Cub a sustained membership. Members do receive cumulative credit towards an IPTAY membership.

## Death Valley

Name synonymous with Clemson Memorial Stadium. The Stadium was dubbed this affectionate title by the late Lonnie McMillian, a former coach at Presbyterian. He used to take his teams to play at Clemson, and they rarely scored, never mind gained a victory. Once he told the writers he was going to play Clemson up at Death Valley because his teams always got killed. It stuck somewhat, but when Frank Howard start calling it that in the fifties, the term really caught on. It is now in its 54th year.

Many people think the name is derived from the fact that there rests a cemetery outside the fence on the pressbox side of the stadium. But, although it would make sense, the name was first coined by McMillian.


## Emergency Phone

In case of emergency at Clemson Memorial Stadium, call (803) 656-2999. The Clemson University police number is (803) 656-2222. For health care at the stadium first aid is available at Gates 9, 13, 16 and 20 in the upperdecks.

## Endowed Positions

Through the IPTAY Office, Clemson has established an endowment of positions program. The program began in April of 1994 when members of IPTAY attended the 85th birthday celebration of legendary head coach Frank Howard. Contributions were made at the festive event and by others who could not attend, thereby endowing the Clemson Head Coaching position.

Since then six generous IPTAY members



**The Fords are the first twin-brother combination in Clemson football history, but they are certainly not the most famous twins in the school's athletic history.**

have endowed various positions. The first to do it was the Bill Hudson Family, which endowed the Clemson offensive tackle position. Bill Hudson was a stalwart tackle at Clemson in the late 1950s and went on to a pro career with the San Diego Chargers, Boston Patriots and Montreal Alouettes. He played in the 1962 AFL Pro Bowl.

Here is a list of the endowed positions heading into the 1995 season:

## Name, Position

Bill Hudson Family  
Offensive Tackles  
Mr. & Mrs. Dave Merritt  
Wide Receivers in honor of Perry Tuttle  
Eddie Dalton  
Men's Basketball Manager  
Anonymous  
Single wing Right Guard in Honor of Walter Cox  
David & Stan Riggins  
Quarterbacks  
Ray Clanton  
Offensive Guard in Single Wing Formation

## Enrollment

Clemson had a student enrollment of 16,296 for the 1994-95 academic year. That includes all graduate students. There is a 55/45 ratio between men and women at Clemson. There are just 12,525 undergrads, or 75 percent of the total enrollment. Of the 16,296, 10,807 are residents of the state of South Carolina. A total of 1,800 undergraduate degrees were awarded at the May, 1995 graduation. The average SAT score of the 1994 freshman class was 1,048.

## Esso Club

When you want to cover a Clemson football weekend and capture the true flavor of the entire proceedings you have to make a pit stop at the Esso Club. If this sounds like a combination bar and gas station, well, you're right. They don't sell gas there anymore, but Clemson fans for many years have frequented this famous weekend watering hole. It is a favorite establishment for Brent Musberger, regardless of the network he





The Bill Hudson Family was the first to endow a position at Clemson.

represents. (We haven't seen the announcer schedule yet, but he could be there September 8 if he works the Clemson-Florida State game). Clemson fans come from all backgrounds and you will find a representative from the varied backgrounds on any football weekend.

#### Fastest Man, NFL

Former Clemson defensive back James Trapp earned the title NFL's Fastest Man this past summer. Trapp ran the 60-yard dash in 6.25 to beat former champion Alexander Wright and Michael Bates, who both ran 6.32 figures.

Trapp lettered for the Tigers between 1989-92. He is best remembered for intercepting a Charlie Ward pass in 1992 and returning it for a touchdown against Florida State. It was one of the most thrilling plays of the season. Trapp's victory in the Fastest Man Competition is no surprise to anyone at Clemson. He is the most decorated track athlete in Clemson history, as he won more ACC Championships (12) and more All-America certificates (10) than anyone in Clemson track history.

#### Favorite Dates

This note will probably put an end to all Clemson games played on September 19th. You see, Clemson has a perfect 8-0 record in games played on September 19 over the years, the only date in the calendar in which Clemson has a perfect record (given at least four games played). That is in fact a special date in Clemson history as September 19, 1942 is the date of the first game ever played in Death Valley and also the first time Clemson ever ran down the hill. Clemson also owns a nationally televised victory over Georgia on this date (1987).

There are seven dates in which Clemson has won at least 80 percent of its games, although none of the dates appear on this year's schedule. Clemson has a combined record of 63-42-2 on the days that games will be played on the 1995 schedule. The Tigers have a winning record on nine of the 11 dates this year, including a 9-4 mark on October 7 and October 21. Clemson has not lost a game on September 2, Sept. 9 or September 16, and has a perfect 5-0 mark on those dates combined.

#### Clemson's Winningest Dates (Min 4 games played)

Rk	Date	W-L-T	Pct
1.	September 19	8-0-0	1.000
2.	November 23	8-1-0	.889
3.	September 24	9-1-1	.864
4.	November 10	11-1-3	.833
5.	October 6	9-2-0	.818
6.	November 3	10-2-1	.807
7.	October 30	8-3-1	.800

#### Clemson Record by Date, 1995 Schedule

Date	Rec	Pct	'95 Opponent
Sept. 2	1-0-0	1.000	West. Carolina
Sept. 9	2-0-0	1.000	Florida State
Sept. 16	2-0-0	1.000	at Wake Forest
Sept. 23	6-3-1	.650	Virginia
Sept. 30	3-8-0	.272	at N.C. State
Oct. 7	9-4-0	.692	Georgia
Oct. 21	9-4-0	.692	at Maryland
Oct. 28	7-8-1	.469	at Georgia Tech
Nov. 4	8-4-0	.667	North Carolina
Nov. 11	8-5-0	.615	Duke
Nov. 18	5-3-0	.571	South Carolina

#### Free Agents

Clemson had four players (Tim Jones, Darnell Stephens, Mike Barber and Nelson Welch) off of last year's team sign free agent contracts. How much of a chance do these players have of making the NFL? There have been 13 Tigers who have used the free agent route to the pros. The most famous free agent to make the league from Clemson is Jeff Bostic, who played 14 years with the Washington Redskins and won three Super Bowl rings. Bostic and David Treadwell both went on to play in the Pro Bowl after signing as free agents. It is interesting to note that four of the 13 Tigers who have gone from free agent to a job in the NFL have done so when signed by the Philadelphia Eagles.

Here is a list of Clemson players who have played in NFL games after signing free agent contracts:

Name, Pos	Year	Team
Bob Baldwin, DB	1966	Baltimore Colts
Jeff Bostic, C	1980	Wash. Redskins
Dan Benish, DT	1983	Atlanta Falcons
Ken Callicutt, RB	1978	Detroit Lions
James Coley, TE	1990	Chicago Bears
Billy Davis, DB	1984	St. Louis Cardinals
George Fritts, OT	1945	Philadelphia Eagles
Steve Kenney, OG	1979	Philadelphia Eagles
Al Latimer, DB	1979	Philadelphia Eagles
Terence Mack, OLB	1987	St. Louis Cardinals
Jim McCandless, OG	1960	Houston Oilers

Joe Pagliei, Back 1959 Philadelphia Eagles  
David Treadwell, PK 1989 Denver Broncos

#### Goalposts

NCAA regulations stipulate the pipe must be 4" in diameter, must have posts that are 20' or more in height and 18-6 apart. This is the same width as the pros and closer than the 23-4 of previous college years. The crossbar is 10' high. The Clemson student body tore down the goalposts in the end zone with the grass bank after Clemson's emotional 52-27 win over Maryland in 1983, the only time the goalposts have come down at Clemson.

#### Hash Marks

Along the same lines as the goalposts entry, the NCAA has now changed the configuration of the field, which should have another effect on field goals. First the rule-makers would not allow a kicker to use a Tee. They then shortened the width of the goalpost. Now they are making a rule that should help the kicker by going to the professional hashmarks, thereby reducing the number of severe angle attempts. The old hashmarks were 53' 4" from each sideline. In 1993 they were moved to an even 60' from each sideline, meaning there is 6' 8" more area for the running backs to turn the corner and put that much more pressure on the outside linebackers to cover them.

In 1938, the hash marks were moved from 30 feet away from the sidelines to 45 feet. Then in 1947, they were moved to one-third of the field, or 53' 4". And, that was the distance until the 1993 season.

#### Heisman, John

Yes, the same guy they named the trophy after used to coach at Clemson. You have to go back to the 1900-03 era to find him, but he brought Clemson its first unbeaten season in 1900, a 6-0 ledger. Heisman coached at Clemson for four seasons making an astronomical \$1800 a year, the same amount most PGA events pay for a last place finish in an average weekend event.

In 1904 Georgia Tech offered him \$2250 plus a percentage of the gate, and he was gone to Atlanta. Clemson should have scraped up the extra money to keep him. With John Heisman as head coach, Clemson beat Georgia Tech 73-0 in 1903, but two years later, with Heisman at Georgia Tech, the Yellow Jackets downed the Tigers, 17-10. Coaching does make a difference.

#### Homecoming

Clemson will face North Carolina on Homecoming on November 4 this year, the latest date for a Clemson homecoming game since 1967 when Clemson faced Maryland in a November 11 Homecoming date. The latest date ever for a Clemson Homecoming is December 1, 1945 when Clemson lost to Wake Forest, 13-6. That is the only Homecoming game in Clemson history played in December. The first homecoming game played at Clemson took place on September 30, 1922 when Centre defeated Clemson at Riggs Field, 21-0. Clemson has celebrated Homecoming every year since 1922 with the exception of the 1930 and 1938 seasons.

Clemson has a 51-17-3 record on Homecoming games over the years, a .739 winning percentage and has outscored the opposition 1485-913 in those previous 70 games. The average margin of victory is 21 to 12. Clemson has been especially successful on



The average margin of victory is 21 to 12. Clemson has been especially successful on Homecoming in recent years. Clemson has lost on Homecoming just once since 1970, a 30-14 loss to Georgia Tech in 1989. Clemson is 21-1-2 in Homecoming games since 1971.

#### Hoover, Doc

Assistant Athletic Director and Head Trainer Fred Hoover has quite a streak going. He doesn't let us talk about it that much, but it is worth noting. The 1953 Florida State graduate has now worked 398 consecutive Clemson football games. Ironically, his 400th consecutive game worked on the Clemson sideline will be against Florida State, his alma mater.

Someone needs to monitor his eating habits because you would certainly think a trainer, who hangs around sick people all the time, would have gotten ill at least once over the last 37 years. Well, he has been sick at times, but never on Saturday afternoons in the fall. Hoover is number one in the Clemson athletic department in terms of longevity of service.

#### Hunter, Bill

Dr. Bill Hunter is the man to call if you are doing a story on "Running Down the Hill", the most celebrated entrance in all of sport. Dr. Hunter is still a Clemson resident and was a starter on Clemson's 1942 team, and he was one of the first Tiger players to run down the hill. He still follows the Tigers avidly and rarely misses a home sporting event.

#### Inflation I

A ticket to the Clemson-South Carolina game in 1896 cost 25 cents. Two thousand people attended the game. This year's ticket for the game in Columbia is \$25.

#### Inflation II


When Clemson first built Memorial Stadium in 1942 the construction cost of the 20,000 seat stadium computed to \$7.20 a seat. When Clemson added 15,000 seats with an upper deck over the north stands in 1983 the average cost was \$866 a seat.

#### IPTAY

IPTAY, Clemson's athletic scholarship fund-raising foundation is one of the cornerstones of the Clemson Athletic Department. The foundation provides the funds for all athletic scholarships and has also been responsible for the funding of many facilities, including Vickery Hall, Clemson's athletic academic advising building that is featured on the inside front cover of this book. That facility and thus IPTAY have a lot to do with the football team reaching a 2.28 GPA for the Clemson football team last year, the highest it has been over the course of the a year in a decade.

IPTAY stands for "I Pay Ten a Year", the original name with a meaning derived from the minimum contribution of its donors when the organization began in 1934. It changed to "I Pay Twenty a Year" then "I Pay Thirty a Year." Three years ago the minimum donation was increased to \$100 a year. There are currently over 18,000 members of IPTAY and the organization raises over \$6 million a year.

IPTAY does a lot more for Clemson and its students than pay tuition for athletes. IPTAY also funds band travel, contributes to the improvement of athletic facilities, both varsity and non-varsity, and has established the IPTAY Academic Scholarship Endowment.



Hoover will work his 400th Clemson football game on September 9 when Clemson plays his alma mater.

#### Legend I

Frank Howard is known as Legend I around Clemson and he has the hat to prove it. He was inducted into the College Football Hall of Fame during ceremonies at the Waldorf Astoria in New York City on December 5, 1989. Howard is still a person in demand when it comes to Clemson football history.

Howard won 165 games at Clemson, including 96 victories as an ACC coach 1953-69, the second highest total in league history. He led Clemson to six bowl games, won eight conference titles and had six final AP Top 20 rankings.

He still comes to work every day in the Clemson Athletic Department. His office number in the Jervy Athletic Center is (803) 656-2100. Give him a call for some great quotes, information on Clemson football history, or to take out an advertisement in **Kickoff**.

#### Legend II

SID at Clemson between 1955-89 football seasons, Bob Bradley has officially retired from his SID slot. He has seen 438 consecutive Clemson football games so he is considered the Lou Gerig (soon to be Cal Ripken) of football SIDs in America. He has been President of CoSIDA, has been in the Clemson and SID Hall of Fame forever, and is a former Recipient of the Arch Ward Award as CoSIDA Man-of-the-Year.

In November of 1988 the press box at Memorial Stadium was named The Bob Bradley Press Box. At his retirement banquet in the summer of 1989 he was presented with an automobile by the Athletic Department (complete with bow at midfield at Memorial Stadium) and the financing for a pontoon boat from his former student workers, the ACC Sportswriters Association, SIDs from around the country and the ACC office.

He still puts in quite a few hours for us (everyday) and actually has scored more baseball games in retirement than he did in his last year as SID. He has also completed two books on Clemson football. Give Bob a call at (803) 656-2114 to purchase an ideal Christmas present.

#### Lost & Found

At Memorial Stadium, if you can't find it go to the Gate 1 information booth. Hopefully

someone else did and it will be there.

#### Medical Facilities

Available during football games under Section J on the South Side, under Section T on the North Side and Section E under South Top Deck of the stadium. There also is one under the North Top Deck.

#### Memorial Stadium

Here are some height measurements in Memorial Stadium that were determined by Mark Kistler in a survey he performed for a class in 1991:

*Height above the middle of the 50-yard-line to:*

Top of the South Upper Deck:	159 Feet
Camera Deck on South Side:	92 Feet
Top of the Hill:	27 Feet
Mounted Rock on the Hill:	26 Feet
Top of West End Zone:	47 Feet
Top of Upper Deck, North Side:	177 Feet

It is also interesting to note that the distance from the Rock to the bottom of the hill, or the path the team takes when it runs down the hill is exactly 100 feet. The middle of the field is a foot higher than the back of the end zone at the bottom of the hill. That explains why Death Valley drains well.

#### Nickname

Clemson's nickname derivation goes back to the turn of the century. In those days many of the players wore long hair due to lack of helmet strength for more head protection. These long manes might have gained Clemson the name lions had it not been for the orange and purple striped jerseys and stockings the players wore. The stripes resembled Tigers.

John Heisman's 1900 team was called the Tigers and Clemson used an insignia of a Tigers head with bared fangs with the motto 'Eat Em Up Clemson. Another theory on the nickname concerns Clemson's first coach. Walter Merritt Riggs came to Clemson to coach the football team in 1896. His previous school was Auburn, which is also known as the Tigers.

#### Night Games

Clemson has not had many home night games over the years. There have been just 15 overall dating back to a September 25, 1948 win over Presbyterian. The Tigers are 12-2-1 at night over the years, an outstanding record so you might expect administrators to schedule more games at night.

But, for most of the history of Clemson football the school's fan base has reached a circumference of over 300 miles. Realizing this fact, Clemson administrators have attempted to schedule the time of home games to allow fans to make it to the game and back home in the same day.

Clemson did not have a home night game between 1956 and 1991. In 1992 tradition was broken when the Florida State game was televised by ESPN. The novelty of the night game in Death Valley, against a Top 10 opponent, certainly did not hurt attendance. Clemson fans gave a positive response to that night game (even though Clemson lost 24-20). Thus, this year's Georgia game, which will be the centennial kickoff, will be a night game with a 6:39 Kickoff.

#### NFL Connections

Two Tigers veterans have family connections to the NFL. Fullback Emory Smith



is the brother of Dallas Cowboys running back Emmitt Smith. Between December 31, 1993 and January 30, 1994, the brothers were MVPs of postseason games played in the same facility. Emory was named offensive MVP of Clemson's Peach Bowl win over Kentucky, then a month later, Emmitt was the MVP of the Super Bowl.

Clemson wide receiver Antwuan Wyatt is the son of former NFL defensive back Alvin Wyatt. The older Wyatt, who is now an assistant coach at Bethune Cookman, played with Oakland, Buffalo and Houston in the AFC. Signee Chris Rice is the cousin of San Francisco 49er great Jerry Rice, the leading touchdown scorer in NFL history.

#### Orange & White

Publication founded by former Clemson Assistant SID Al Adams that is in its 18th season of issue. Al is no longer with the paper, but it is still going strong. To contact the publisher, Phil Batson, call (803) 224-4321. It is now the official publication of IPTAY and replaces the IPTAY report, which dated back to 1952.

#### Overflow Crowd

The all-time overflow crowd at a game involving Clemson took place at the South Carolina contest in Columbia of 1946. Counterfeiters had produced 5,000 game tickets for the state rivalry, thereby leading to a crowd of 30,000 people attempting to enter the 25,000-seat stadium. Fans crashed the gate and made their way to the sidelines.

The game went on, but it made for a crowded sideline. In fact, much of the game fans watched from the field when the ball was at the opposite end. Frank Howard recalls fans coming up to him on the sideline trying to send in plays.

#### Penn's Thin Natural Leaf

Type of chewing tobacco Frank Howard chewed in the forties. When they were pouring the concrete for the stadium in 1942 Howard put a plug in each corner of the stadium, giving it his form of an artistic signature.

#### Phillips, Jim

"Voice of the Tigers" in his 28th year providing commentary on Clemson football. Phillips won the Brian Piccolo Award of broadcasting in 1982 when he gave the play-by-play account of the Western Carolina game only five days after back surgery. He recreated most of that game while standing up with a walker. He is also the voice of Clemson basketball and baseball. His voice is in the minds of nearly all contemporary Clemson fans when they recall a memorable Clemson moment. During his Silver Anniversary season (1992-93) Phillips was inducted into the Clemson Hall of Fame.

#### Press Passes

These can become scarce for big games. For all photo, press, TV and parking passes contact Tim Bourret. His number is (803) 656-2114. Please make your requests at least two weeks in advance. Wives and children of media are not allowed in the press box.

#### Prince, Phil

We salute perhaps the all-time student-athlete in Clemson history. Phil Prince was a star football player for the Tigers between 1945-48. He played with particular distinc-

tion in 1948, when he was a key ingredient in Clemson's 11-0 season. He provided perhaps the most memorable play of that year when he blocked a South Carolina punt that was recovered for a Clemson Touchdown in a 13-7 victory. For his athletic accomplishments, he is being inducted into the Clemson Athletic Hall of Fame in November.

But, his contributions to Clemson have certainly not been limited to the playing field. How many former Clemson football players have been on the Board of Trustees, and served as University President. Prince has been the recipient of the Distinguished Service Award, the President's Award and the Clemson Medallion. He has chaired Clemson University Fund Drives and established the Prince Presidential Scholars Endowment for Academic Recruiting.

Phil Prince is one Clemson athlete who has given back his original IPTAY Scholarship over 100-fold.

#### Publications

To obtain more copies of this press guide and any other brochure produced by the Clemson SID office, send a note to Gail Moose, P.O. Box 632, Clemson, SC 29633. This year's football guide is \$12 by mail.

#### Riggs Field

Currently the home of Clemson's national championship soccer program (1984 and 1987), but it was the home of Clemson football prior to Memorial Stadium. The field is named after Walter Merritt Riggs, Clemson's first football coach. He coached Clemson in 1896 and 1899. He had an 8-5 record for those two seasons, but ironically, he never coached a game at Clemson. All of his 13 contests as head coach were played on the road.

#### Rings

A total of 14 former Clemson players have picked up 21 Super Bowl rings over the years. Jeff Bostic leads the way with three Super Bowl Championship rings. He was the most recent winner, after the 1991 season. Terrence Flagler, Dwight Clark, Bennie



Prince has given back to his IPTAY scholarship 100 times over.

Cunningham, Jim Stuckey, and Charlie Waters are the former Tigers with two Super Bowl championship rings. Seven of the last 10 years Clemson has had at least one representative on the Super Bowl Championship team. Clemson has had at least one representative play in the Super Bowl 10 of the last 11 years.

#### CLEMSON SUPER BOWL CHAMPIONS (21 Rings for 14 Players)

Dan Benish	1987	Wash. Redskins
Jeff Bostic	1982, 87, 91	Wash. Red.
Dwight Clark	1981, 84	S.F. 49ers
Bennie Cunningham	1977, 78	Pitt. Steelers
Terrence Flagler	1988, 89	S.F. 49ers
Steve Fuller	1985	Chicago Bears
Andy Headen	1986	N.Y. Giants
Terry Kinard	1986	N.Y. Giants
Bill Mathis	1969	New York Jets
John McMakin	1974	Pitts. Steelers
William Perry	1985	Chicago Bears
Archie Reese	1981	S.F. 49ers
Jim Stuckey	1981, 84	S.F. 49ers
Charlie Waters	1971, 77	Dallas Cowboys

#### Rock, Howard's

When the Clemson team gathers to Run Down the Hill (see Running Down the Hill) the players rub Howard's Rock because of the mystical powers it is supposed to give Clemson players. The rock is mounted on a pedestal at the top of the hill and was given to Coach Frank Howard by a friend (S.C. Jones' 19) who picked it up in Death Valley, CA. The Rock was first placed on the pedestal at the top of the hill on September 24, 1966, a game Clemson won 40-35 over Virginia. The team started rubbing the rock for the first game of 1967, a 23-6 win over Wake Forest on September 23, 1967.

#### Running Down the Hill

One of the most exciting 25 seconds in college football from a color and pageantry standpoint. After Clemson's last warmup the team retreats to the home dressing room located under the West Stands. At about 12:50 (for normal 1:00 P.M. game), the team boards two buses and drives around the periphery of the stadium to the east side of the field. After everyone is properly collected, the cannon sounds, Tiger Rag is played and Clemson charges down the hill (exactly 100 feet top to bottom) and onto the field. It is one of the most celebrated entrances in sport. The Tigers have done it for every game since 1942, except for 1970, 1971 and four games of the 1972 season. In all, the Tigers have run down the hill 243 times heading into 1995.

How in the world did the tradition of running down the hill start? There is no long involved explanation, it used to be the quickest way to get to the field. When the stadium was built in 1942 the football lockerrooms were up the street in Fike Fieldhouse.

When the players were finished getting dressed they used to walk out the front door and walk down the street to "The Hill". Coach Howard continued the tradition when lockerrooms were finally built inside the stadium because Clemson fans used to get so fired up when they gathered at the top of the hill. That's when the buses came into use to spend the trip from the lockerroom to the



other side of the stadium. Clemson now has a record of 178-58-7, a .743 winning percentage, when they run down the hill. Clemson is 6-9 (40 percent) when it doesn't use the hill as its entrance. Coach Tommy West did not want to change the tradition with stats like that.

### Scheduling

We normally provide future schedules listing opponents in the Clemson football guide. But, in an effort to schedule more competitive games late in the season and to enhance the ACC's television package to potential clients, the conference schedule will not be released until after the preceeding season. In other words, the 1996 schedule will not be announced until December of 1995.

We realize people want to plan weddings, reunions and other special events. But, the only dates we know for sure are the non-conference games. Here is a list of future non-conference games:

#### 1996

Sept. 7 Furman, Sept 21 at Missouri, Nov. 23 South Carolina.

#### 1997

Sept. 6 Appalachian State, Oct. 4 UTEP, Nov. 22 at South Carolina

#### 1998

Sept. 5 Furman, Oct. 3 at Missouri, Nov. 21 South Carolina

#### 1999

Sept. 4 Western Carolina, Oct. 2 Missouri, Nov. 20 at South Carolina

#### 2000

Sept. 30 Missouri, Oct. 7 at Tulane, Nov. 18 South Carolina

### Section GG

This is the green grass section of the hill, which is located in the East Stands. (See Running Down the Hill.)

### Skyboxes

The prime location to watch a Clemson football game. Memorial Stadium is one of just a handful of on-campus college stadiums to have private executive suites. Clemson has more executive suites than any other on-campus stadium in America (108 total, with 74 available for sale to individuals and corporations) and the average cost, including an average of 22 tickets, is \$18,000 a year.

The suite is completely furnished with 22 theater seats, has a stereo system, kitchenette, closed circuit TV, maid service, meals, program and is completely temperature controlled. Fans have their choice of piping in crowd noise, the PA system or the Clemson radio network.

### Stuckey, Jim

This has been a Hall of Fame year for Jim Stuckey. The former Clemson All-American (1976-79) won the daily double this year by being named to the State of South Carolina Hall of Fame and the Clemson Hall of Fame in the same year. Stuckey was a mainstay of Clemson's defenses of 1977, 78 and 79, all bowl seasons at Clemson. He set a Clemson record for sacks in a season in 1979, a record that still has not been broken, then went on to a Super Bowl Championship career with the San Francisco 49ers. He is now in real estate in Charleston.



**Jim Stuckey will be inducted into two Halls of Fame in 1995.**

### Telephone Installations

To order phone lines for a broadcast or a telephone by your seat in the press box or to order phone lines for a radio network broadcast call Zelda Kleister at Clemson Telecommunications (803) 656-2601.

### Television

While all Clemson fans, especially, those from far reaches of the United States, love to watch those Tigers on TV, the networks do throw a wrench into making weekend plans. But, the ACC schools in general and Clemson in particular certainly gain significant benefits from a financial standpoint and a recruiting and exposure standpoint.

As a result, the ACC has established a policy that commands each institution to move at least two gametimes for television reasons per year if asked. That means Clemson really has no choice but to move a game from a 1:00 PM start to 2:30 PM, 3:30 PM, 4:00 PM, 7:00 PM, 7:36 PM, or whatever ESPN or ABC wish. The networks normally have to give you 12 days notice, but it could be as few as six days. We realize this is an inconvenience to our fans, but if we wish to remain a conference member....

The current television contract with the CFA determines future ACC appearances based on the number of appearances each league has had in recent years. Each conference has a minimum number of appearances a year, but if a team declines to move a game, it counts toward the appearances, even if the game is not televised. Plus, there is a loss of revenue. So, the penalty on the ACC, not just Clemson, has become too great if the ACC strives to continue to improve its football reputation.

The networks have announced their schedule for the first four weeks of the season. The games after September 23 will be announced 12 days prior to the game. That is why we know the times for Clemson games through September 23.

### Ticket Prices, 1995

Ticket prices for all Clemson home games

are either \$20 or \$25. There are no special ticket prices based on seating position in Death Valley.

As far as away games are concerned, the road games at N.C. State and South Carolina are \$25, the game at Wake Forest is \$18, the game at Maryland is \$22 and the contest at Georgia Tech is \$21. As far as the games at Clemson are concerned, the Florida State and Georgia tickets are \$25, while the othe four games are \$20 apiece.

Forty years ago a season ticket for Clemson's four home games was \$15. The Presbyterian ticket cost \$2.50 and the Virginia, Furman and Citadel games cost \$3.50 apiece. A ticket to the Clemson-South Carolina game in Columbia cost \$4.80 and that was the most expensive ticket. You could attend all 10 Clemson games 40 years ago for \$36.80.

To call for tickets in 1995, call Van Hilderbrand's office at 1-800-CLEMSON or (803) 656-2118.

### Tigerama

World's largest pep rally, this is one of the best examples of Clemson spirit. The Friday night before Homecoming about 35,000 people come to Memorial Stadium for a combination pep rally, beauty pageant, fireworks display and skit presentation. This is not to be confused with Barnyard Burn, which is something special for South Carolina home games. It involves a bon-fire that torches a chicken coop. It is held the Friday night prior to the South Carolina game and takes place in the parking lot outside the stadium.

### Tiger Mascot

Where do former Tiger mascots go to further their mascot careers after they graduate from Clemson? Some use those mischievous techniques to make some money on the side...as a mascot. This summer the Memphis Mad Dogs of the CFL hired former Clemson Tiger mascot Chris Peters. Peters will be known as Blitz the Mad Dog and is believed to be the first Tiger to turn pro.

### Walker, Herschel

Former Georgia Heisman Trophy winner who never scored a touchdown against Clemson, never mind scoring one in Death Valley. Walker lost just one regular season game in his three years at Georgia, and it was at Clemson's Death Valley on September 19, 1981. Walker gained 111 yards in 28 carries that day, but, like his Georgia teammates, never could cross the Clemson goal line in Clemson's 13-3 victory.

We bring this up, because Walker will finally have another chance to score a touchdown at Clemson this year when he travels to Death Valley with the New York Giants for a preseason game against the Carolina Panthers.

### Weather II

For an update on the weather in the Greenville-Spartanburg area the day of a game call (803) 877-3963.

### Will Call

Located at Gate 13 at Clemson Memorial Stadium, Tim Bourret usually drops the passes off by 11:00 A.M. for a 1:00 P.M. game.



# Head Coach Tommy West

Tommy West, was named head coach of the Clemson Tigers on November 29, 1993. Less than a month later he already had a bowl victory on his ledger, a 14-13 triumph in the Peach Bowl, Clemson's sixth bowl victory in the last eight years.

In his first full season, West guided the Tigers to a 5-6 record, and it was a season that showed week-by-week improvement. The '94 club, which featured the youngest Clemson offensive unit in 50 years, finished with a number-one ranking in turnover margin, a landmark ranking in Clemson football history. The Tigers were ranked as high as 21st in the USA Today poll, and finished the season with three wins in its last four outings, including a decisive conquest of #12 North Carolina in Chapel Hill.

West's defense ranked 14th in the nation against the run and 17th in scoring defense. The aggressive unit forced 29 turnovers and was one of the most reliable in the nation inside the redzone.

West also recruited one of the most impressive and productive freshman classes in Clemson history. Eighteen freshmen lettered in 1994, most for a Clemson rookie class since the 1940s. At times, the Tigers started seven freshmen on offense, including five first-year freshmen at the "skill positions." Last winter, he and his staff recruited a top 20 class according to most recruiting services.


West was a mainstay of a Clemson coaching staff that led the Tigers to a 69-20-4 record and six Associated Press Top 20 finishes between 1982-89.

During West's first tour of duty with the Tigers as an outside linebacker coach, Clemson played in five bowl games (winning four) and claimed four ACC Championships, including three in a row from 1986-88.

Clemson had a 44-10-1 record against ACC competition during his era on the Tiger staff, an 81 percent winning mark. Additionally, five of those Clemson teams ranked in the top 15 in the nation in rushing defense and scoring defense, and three ranked in the top 12 in the nation in total defense.

Clemson's 1989 defense ranked fifth in the nation in total defense, rushing defense and scoring defense and West's outside linebackers had a lot to do with that success. His top four outside linebackers that year all played in the NFL in 1994.

Levon Kirkland (Pittsburgh Steelers), Wayne Simmons (Green Bay Packers)



West is in his second full season as head coach, but it is his 10th year coaching the Tigers in Death Valley.

and John Johnson (Cincinnati Bengals) were starters in 1994 in the NFL, and Ashley Sheppard (Minnesota Vikings) was a top reserve. Simmons was a first-round draft pick, Kirkland and Johnson second-round selections and Sheppard was a fourth-round choice. In addition to the four players listed above, Andy Headen (New York Giants) and Terence Mack (St. Louis Cardinals) are former Tigers West helped guide to an NFL career.

West began his coaching career as a graduate assistant at Tennessee (his alma mater) in 1977. He coached one year of high school football at White County High in Sparta, TN in 1978, then became an

assistant at Mississippi in 1979. For the 1980 and 1981 seasons he served as an assistant coach at Appalachian State.

After his career at Clemson (1982-89), West became the running backs coach at Tennessee. During that 1990 season Tennessee won the Southeastern Conference and captured the Sugar Bowl with a win over Virginia. The Volunteers scored a school record 442 points that year and averaged over 410 yards a game in total offense, 205.7 rushing and 205.4 passing. He served as Co-Defensive Coordinator at South Carolina in 1991 and 1992.

In 1993 West took over a UT-Chatta-

## Through the Years with Tommy West

Year	School (Assignment)	Rec.	Bowl	Nat. Rk
1979	Mississippi, Running Backs	4-7-0		
1980	Appalachian St., Receiver	6-4-0		
1981	Appalachian St., Offensive Coord.	3-7-1		
1982	Clemson, OLB	9-1-1		8
1983	Clemson, OLB	9-1-1		11
1984	Clemson, OLB	7-4-0		
1985	Clemson, OLB	6-6-0	Independence	
1986	Clemson, OLB	8-2-2	Gator	17
1987	Clemson, OLB	10-2-0	Citrus	12
1988	Clemson, OLB	10-2-0	Citrus	9
1989	Clemson, OLB	10-2-0	Gator	12
1990	Tennessee, RB	9-2-2	Sugar	7
1991	South Carolina, Co-Def. Coord.	3-6-0		
1992	South Carolina, Co-Def. Coord.	5-6-0		
1993	UT-Chattanooga, Head Coach	4-7-0		
1993	Clemson, Head Coach	1-0-0	Peach	
1994	Clemson, Head Coach	5-6-0		

Tommy West was an assistant coach on six top 20 Clemson teams in the 1980s.



### Quick Facts on Tommy West

**Playing Experience:** Lettered in football, basketball and baseball at Gainesville High in Gainesville, Ga (1969-72). Earned three letters in football and two in baseball at Tennessee (1972-75). Drafted by the Chicago Cubs (5th round) out of high school (1972). Drafted by Tampa Bay Bucs out of college (1976).

**Personal Data:** Born Thomas Cleveland West on July 31, 1954 in Carrolton, GA. Married the former Lindsay Watkins of Forest City, NC on June 5, 1982. Lindsay is a graduate of Appalachian State University with a B.S. degree in elementary education in 1981. Children (1): Turner (12-19-87)

**Bowl Participation:** As a player — 1972 Astro-Bluebonnet Bowl, 1973 Gator Bowl, 1974 Liberty Bowl, 1975 Blue-Gray game. As an assistant coach — 1985 Independence Bowl, 1986 Gator Bowl, 1988 Citrus Bowl, 1989 Citrus Bowl, 1989 Gator Bowl, 1991 Sugar Bowl, 1993 Peach Bowl.

**Education:** Graduated from Gainesville High School in Gainesville, GA in 1972. Earned a B.S. degree in health education from Tennessee in 1976.

nooga team that had won just two games in 1992. He doubled that total in 1993 and guided the Mocs to one of the landmark wins in school history, a 33-31 win over #1 ranked Marshall. He concluded the regular season with a 45-42 victory over Furman. Ironically, his first regular season game as Clemson coach was a victory over Furman.

With his debut in the Peach Bowl, West became the sixth coach in NCAA history to make his debut with a program in a bowl game. However, he was just the second coach in history to make his debut in a bowl game without previously coaching his new team as an assistant coach earlier in the season.

West earned three letters in his four-year career at Tennessee (1972-75). The Vols played in three bowl games and were ranked in a final Top 20 in three seasons. He was the co-captain of Tennessee's 1975 football team and played in the Blue-Gray All-Star game that same year.


He began his college career as a running back, but saw most of his playing time as a tight end. He caught 37 passes for 575 yards in his career with the Vols, including 16 passes for 233 yards as a

senior. As a junior he caught an 81-yard pass from Condredge Holloway, still the longest non-scoring play in Tennessee history. He earned a bachelor's degree from Tennessee in 1976 and was drafted by the Tampa Bay Buccaneers that same year.

West played two years (1974-75) of baseball at Tennessee and had a career batting average of .305. He hit .367 in 1975 and was named All-SEC Eastern Division. Rick Honeycutt, now with the Oakland A's, was West's teammate on that 1975 Tennessee team that finished 32-16.

West was a multi-sport standout in high school. He was an outfielder in baseball, a guard in basketball and a running back in football. In 1972 he was named a High School All-American in football and was a fifth-round draft choice in baseball by the Chicago Cubs. Willie Randolph, who went on to an All-Star career with the New York Yankees, was one of 77 future Major League players drafted after West in the regular phase of the June 1972 draft. He played his prep football at Gainesville High in Gainesville, GA for Coach Bobby Gruhn. He was an all-state back as a junior and was also named to the All-Southern team.

Born Thomas Cleveland West on July 31, 1954, he is married to the former Lindsay Watkins of Forest City, NC. The couple has one son, Turner, 7.



West's youthful 1994 squad improved in all areas as the year went on, including the win-loss column, as Clemson won three of its last four games, including an 11-point win over North Carolina in Chapel Hill.

### QUOTES ON TOMMY WEST

#### Brentson Buckner, 1993 Clemson All-ACC Senior Defensive Tackle

"Coach West's concern is his players, the team, the fans and Clemson University. If he can go out and recruit his players and run the program the way he wants it run, he's capable of giving the fans and the administration what they want. A lot of the players are excited about him taking over. He's going to hurt when you hurt, cry when you cry and be happy when you're happy."

#### Bobby Gruhn, West's high school coach at Gainesville (Ga.) High School

"He played football and basketball and baseball here and probably could have played golf and everything else. He was an all-around good kid. He got along with everybody. Tommy is the kind of guy who can associate with the very rich and the very poor and anything in between. I don't know of anybody I've ever talked to who didn't like Tommy West. He always worked hard and knew what he wanted to do. I think he always wanted to go back to Clemson."

#### Tim West, Tommy West's brother

"When we were growing up, shooting hoops, playing ping-pong, anything, he was a very, very fierce competitor. If he sets his mind to something, he gets it done. He said it was his goal to be a head coach by the time he was 45. He said, 'If I work hard enough, I can get anything I want. I guess he beat his goal by six years.'"

#### John Johnson, former Clemson Tiger and linebacker for the San Francisco 49ers

"I just fell in love with his personality from the first day I met him. He is the ultimate players coach. Some coaches draw the line in their relation to their players, and keep things strictly on a coach-player relationship. That's not Tommy. He was as much like a father or a brother as a coach. You never felt like he was keeping you at a distance. He was the coach and we all knew it, but he was also a person you could relate to."

"Tommy will relate well to the fans, just like he related to his players. He'll get the job done. People shouldn't expect miracles, because that's not how it happens. But he's competitive, he's an excellent recruiter, and he enjoys winning."

#### Levon Kirkland, former Clemson Tiger and current linebacker for the Pittsburgh Steelers

"Tommy West is a very hard-nosed coach. He is a perfectionist, and will bring a lot of pride and intensity to Clemson. He's hard, but he's fair and that's all you can ask for as a player."

#### Coaches Who Made Their Debut in Bowl Games

New Coach	School	Succeeded
(Bowl Opponent, Result)		

Danny Ford	Clemson	Charley Pell
('78 Gator, Ohio State, W, 17-15)		
John Gutekunst	Minnesota	Lou Holtz
('85 Independence, Clemson, W, 20-13)		
Spike Dykes	Tex. Tech	David McWilliams
('86 Independence, Mississippi, L, 17-20)		
Jeff Bowers	S. Miss	Curley Hallman
('90 All-American, N.C. State, L, 27-31)		
Lou Tepper	Illinois	John Mackovic
('91 Hall of Fame, UCLA, L, 3-6)		
Tommy West	Clemson	Ken Hatfield
('93 Peach, Kentucky, W, 14-13)		



# Coach West Comments

## What are the selling points of the Clemson program?

"The Clemson people are the number-one selling point of our program. That includes everyone from the school president to athletic director Bobby Robinson through our supporters and the student body.

"Bobby Robinson certainly gives us the opportunity to be a first-class organization. Financially, we have the money to do what is necessary for our student-athletes to be successful in every phase athletically and academically.

"We have a great winning tradition and we have great traditions at Clemson. We have won a national championship, have more league championships and top 25 seasons than any program in our league. We also have the great traditions of running down the hill, Howard's Rock, Tigerama etc. Gameday at Clemson typifies the color and pageantry of college football."

## What are the long term goals of this program?

"We would like to be a program that plays on New Year's Day consistently. We don't want to be real good team one out of five years, we want to be considered a team that will be playing on New Year's Day every year. The key to doing that is playing consistently throughout the season."

## How Important is discipline?

"Discipline is by far the most important aspect of any program. Discipline is not punishment. Discipline means you care, it teaches you to be successful. Discipline is going to class, time management, reliability, being there when you are suppose to.

"Discipline is love and love is discipline. We are going to go to study hall on time and we are going to behave ourselves off the field. If you are disciplined off the field it will carry over on to the field. We want a first class program. First class, that has been the theme of our preseason and it is going to be our theme all season and as long as I am the coach at Clemson."

## What coaches had a big influence on you in your youth?

"I've learned from every coach I've played and worked for. I probably had the greatest Little League Baseball Coach ever in a guy named Ted Ivey. I was blessed to have grown up in Gainesville, GA, it was a great community where we had good coaches. There was a lot

of emphasis on sports in Gainesville, but they had things in perspective. I also had a lot of respect for Coach Bobby Grohn (high school football coach). I've known him for 20 years and he has been a big influence on me."

## Did it take you a long time to decide to come back to Clemson?

"Not at all! Clemson is certainly a special place to me. Lindsay and I started our married life here, our first eight years together were spent in Clemson. There couldn't be a better place for me. There was no decision involved. When you work at a place for eight years and you really enjoy the people and the environment, it makes an impression on you. There is just something special about Clemson."

## Are you a coach who worries about the polls?

"I don't follow the polls much during the season, but I certainly will at the end. We have to worry about our football team, worry about our team improving from week to week. When you start getting all caught up in the polls you lose track of being concerned about your team's week to week improvement. Just do your job and the polls will take care of themselves."

## What were you like as a kid?

"When I was growing up I thought about sports everyday. It depended on what time of the year it was, whatever was in season, that is what I played. If it was baseball season I played baseball, if it was basketball season I played basketball and so on. Today it seems there is more for kids to do, so they don't play the game as much. Maybe the stakes are higher because there are billions of dollars involved, but to me it was a game when I was growing up and it is still a game."

## When did you first think about being a coach?

"The first time I thought about going into coaching was when I was being recruited. No one really asked me about what I wanted to do after I finished playing until the recruiting process. When you are in high school you think you will play forever. I love the competition, I love the college atmosphere. I can't see myself in any other field right now."

## Does your experience as a Division I player at Tennessee help you coach Division I players today?

"I don't think you have to play at a major college to be a good coach. Having played at a major college allowed me to associate with outstanding coaches, but my personal opinion is that

there are more outstanding high school coaches than there are college coaches. We spend a lot of time with high school coaches in the recruiting process and we run into some outstanding people. I have a lot of respect for high school coaches, especially the ones in this area."

## Would you be in favor of a college football playoff?

"I'm not totally against a football playoff. I love the bowl games and the bowl system. There are some problems with the bowl structure right now. I don't think we should have 15 games in three days or six games going on at the same time.

"The big question is what is best for college football. Is a playoff best for college football, or is it best for the top four or five programs? I am not for an eight-team playoff at the end of the year and everyone else stay home.

"I like the bowl structure, even though there are some controversies at the end of the year. Basketball is different because they can play four times in 11 days. But, at the end of the year there is just one winner.

## What is the difference between coaching in the 80s and the 90s?

"I don't think the Xs and Os have changed that much. There are fads from time to time, but I am a fundamentalist. There are aspects of football that are keys to being successful every year.

"The biggest change around college football is outside of the game. The media is different, everything is on the highlight shows and in the newspaper. This leads to a coach's accountability in all phases of his program. Coaches are accountable 24 hours a day, seven days a week, even when the student-athlete is home on vacation.

"The recruiting game has changed. It is a spectator sport in terms of the media, and the rules have changed quite a bit. You can't contact a recruit nearly as often, or can't send him as much material. We used to do that better than any school, but that comparative advantage has been taken away.

"As far as the game itself is concerned, I think you have to be more balanced on offense. The, tough, hard-nosed football teams are going to win. There are fly-by-night offenses and defense that come and go. Teams that can run the ball have a chance to be successful, but you have to be able to throw it effectively to win championships. You win with great defense also. I don't think the game has changed all that much."

## Who are some athletes you admire?

"The guy I have a lot of respect for is Nolan Ryan. He stood the test of time. I admire people who can be successful for more than one or two years. Jack Nicklaus was 46 when he won the Masters, Arnold Palmer was competitive for 30 years and Muhammed Ali was a great champion for many years.

"The thing about Nolan Ryan was his work ethic. He thought about baseball 365 days a year, he had to pitch that long at that level."

## Where does the Peach Bowl victory rank in your athletic accomplishments?

"That was a night I will never forget. That win means a lot to me. The game was very important to our fans, the team, everyone involved. And, to win the way we did with a comeback in the last minute of play, was just outstanding. A lot of credit has to go to our coaches and players, especially the seniors. It was quite an accomplishment considering we were coaching players for the first time all year."

Tommy West is one of six coaches in history to make his debut with a program in a bowl game.







## **Les Herrin** **Asst. Head Coach/TE &OT** **Western Carolina '71**

**Coaching Experience:** *High School* - assistant at R/S Central High in Rutherfordton, NC (1972-74); assistant at Lexington Senior High in Lexington, NC (1975-76); athletic director and head coach

at Central Davidson High School in Lexington, NC (1975-79); *College* - defensive coordinator at Appalachian State (1980-81); linebacker coach at Clemson (1981-84); linebacker coach at East Carolina (1985-87); outside linebacker coach at the University of North Carolina (1988); defensive line coach at Clemson (1989-94); assistant head coach (1994); assistant head coach/tight ends and tackles (July, 1995).

**Playing Experience:** *High School* - lettered three years in football, baseball, and basketball at Waycross (GA) High School. *College* - lettered four years in football at Western Carolina.


**Education:** Graduated from Waycross High School in Waycross, GA, in 1965. Earned a B.A. degree in Education from Western Carolina in 1971. Earned a Master's degree in Health and Physical Education the following year.

**Personal Data:** Born Les Herrin in Waycross, GA, on February 18, 1948. Married Shirley Andrews of Hillsborough, NC, on August 15, 1970. Children (1): Deke (19).

**Bowl Participation:** *As a coach* - 1982 Orange Bowl and 1989 Gator Bowl, 1991 Hall of Fame Bowl, 1992 Citrus Bowl, 1993 Peach Bowl.

**Other Highlights:** Captain of football team at Western Carolina; Team MVP as a senior and Defensive MVP as a junior; as a coach, led his Central Davidson High School team to a 29-6 record and three conference championships. Clemson won national championship his first year on Tiger staff. Coached ACC MVP Jeff Davis, who went on to be captain of Tampa Bay Bucs, and 1989 All-Pro Johnny Rembert (New England Patriots). Clemson ranked in the Top 10 in the nation in scoring and rushing

defense his first two years at Clemson and in 1989 ranked fifth in the nation in scoring, rushing and total defense. Clemson led the nation in total defense and was second in scoring and rushing defense in 1990. Coached two All-ACC players in Vance Hammond and Rob Bodine in 1990. Clemson led the nation in rushing defense and was fourth in total defense in 1991. Coached first-team All-American Rob Bodine in 1991 and NFL first-round draft choice



Chester McGlockton, who played in the 1995 Pro Bowl. Only member of the current Clemson staff who was on the National Championship staff of 1981.



## **Miles Aldridge** **Co-Defensive Coord./OLB** **Gardner-Webb '71**

**Coaching Experience:** *High School* - A coach at Chase High School (1971); Newberry High School defensive back coach (1972). *College* - Graduate assis-

tant at East Tennessee State (1973); defensive line/linebackers coach at East Tennessee State (1974-77); assistant coach/defensive line at Wichita State (1978); Tulsa assistant coach/defensive backs (1979); assistant coach/outside linebackers at Mississippi (1980-82); assistant coach/outside linebackers at Duke (1993-84); Clemson inside linebacker coach (1985-89); outside linebacker coach North Carolina State (1990); South Carolina defensive coordinator and inside linebacker coach (1991-93); defensive coordinator/DB at Clemson (Dec. 1993-94); co-def. coord./OLB coach at Clemson (July 1995 - present).

**Playing Experience:** *College* - A three-year letterwinner at Gardner-Webb in 1969, 70, 71.


**Education:** Graduated from A.C. Flora High School in Columbia, SC. Received a B.S. in Physical Education with a minor in Biology from Gardner-Webb in 1971.

**Personal Data:** Born January 25, 1949. He and his wife Cathy have two daughters, Allison and Blakley.

**Bowl Participation:** *As a coach* - 1985 Independence Bowl, 1986 Gator Bowl, 1988

Citrus Bowl, 1989 Citrus Bowl, 1989 Gator Bowl, 1990 All-American Bowl, 1993 Peach Bowl.

**Other Highlights:** Helped coach a Clemson defense that ranked in the top-20 in all defensive categories for four consecutive years (1986-89), Clemson ranked fifth in rushing, scoring and total defense in 1989. The Tigers won three consecutive ACC titles during Aldridge's first stint. Coached the N.C. State defense that ranked in the top-20 nationally in total defense in 1990. Has coached three linebackers who have gone on to the NFL, Andre Townsend (Mississippi), Freddie Joe Nunn (Mississippi) and Ed McDaniel. Another former Clemson LB, Doug Brewster, went to the CFL, where he was a member of the Grey Cup Championship team, the Saskatchewan Roughriders.



Four Clemson assistants will coach against their alma mater this year.



Clemson ranked in the top 20 in scoring defense and rushing defense with Aldridge as coordinator in 1994.



**Ellis Johnson**  
Co-Defensive Coor./DL  
The Citadel '75

**Coaching Experience:** *High School* - Assistant coach at Gaffney (SC) High School (1976-78); Asst. coach at Spartanburg (SC) High School (1979); Head Coach at Spartanburg (1980-81);


*College* - Defensive end coach at The Citadel (1975); LB coach at The Citadel (1982); head coach at Gardner Webb (1983); defensive coordinator and inside linebacker coach at Appalachian State (1984); outside linebacker coach and recruiting coordinator at East Carolina (1985-87); defensive coordinator at Southern Mississippi (1988-89); outside linebacker coach at

Alabama (1990-93); outside linbacker coach at Clemson (Dec. 1993-July 1995); co-defensive coor/DL coach (July '95 - present).

**Playing Experience:** *College* - Three-year letterman at The Citadel.

**Education:** Earned a degree in secondary education from The Citadel in 1975.

**Personal Data:** Born December 23, 1951. Johnson is married to the former Tonya Taylor of Gastonia, NC. They were married on August 1,



1994.

**Bowl Participation:** *As a coach*-1988 Independence Bowl, 1991 Fiesta Bowl, 1991 Blockbuster Bowl, 1993 Sugar Bowl, 1993 Peach Bowl.

**Other Highlights:** Coached for the 1992 National Champion Alabama Crimson Tide. The 1992 'Bama defense led the SEC in every defensive category, led the nation in total defense and rushing defense, and ranked second nationally in passing defense and scoring defense. Defenses he was associated with at Alabama finished in the top-five nationally in total defense and passing defense three times. As a head coach at Gardner Webb he guided his team to the Number-one ranking in NAIA District 26. Among the players he has coached are former NFL All-Pro linebacker Dino Hackett, and former All-SEC players Antonio London and Lemanski Hall, who were both NFL draft picks in 1993 and 1994, respectively. Clemson ranked in the top 20 in scoring defense and rushing defense in 1994, his first full season.



**Clyde Christensen**  
Co-Offensive Coordinator/QBs  
North Carolina '79


**Coaching Experience:** *College* - Graduate assistant at Mississippi (1979); Offensive coordinator at East Tennessee State (1980-82); Temple quarterback and wide receiver coach (1983-85); offensive and recruiting coordinator at East Carolina (1986-88); Holy Cross receivers and tight ends coach (1989); offensive coordinator at Holy Cross (1990); South

Carolina running backs coach (1991); quarterback coach at Maryland (1992-93); co-off. coord. and QB coach at Clemson (Dec. 1993-present).

**Playing Experience:** *College* - All-American quarterback for Fresno City Junior College. Played for the University of North Carolina and lettered in 1977 and 1978.

**Education:** Earned a B.S. in Industrial Relations from the University of North Carolina in 1979.

**Personal Data:** The native of Corvina, CA,



was born January 28, 1958. Clyde and his wife Debbie, have three children, Ruth (4), Rebecca (9), and Rachel (11).

**Bowl Participation:** *As a player* - 1977 Liberty Bowl, 1976 Peach Bowl; *As a coach* - 1993 Peach Bowl

**Other Highlights:** Coached Maryland QBs John Kaleo and Scott Milanovich, Kaleo ranked 2nd in the nation in total offense as a senior, while Milanovich ranked fourth nationally in that category in 1993. Kaleo was also named MVP of the 1992 Blue-Gray All-Star Game.



**Rick Stockstill**  
Co-Offensive Coordinator/WR  
Florida State '82

**Coaching Experience:** *College* - Offensive coordinator and quarterback coach at Bethune-Cookman College (1983-84); assistant head coach and wide receiver coach at the University of Central Florida

(1985-88); quarterback coach at Clemson (1989-91); passing game coordinator (1992-1993); co-offensive coordinator and wide receiver coach (Dec. 1993-present).

**Playing Experience:** Earned three letters in football from Florida State University. A 1981 FSU team captain.

**Education:** Graduated from Fernandina Beach High in Fernandina Beach, FL, in 1977; earned a B.S. degree in physical






education from Florida State in 1982.

**Personal Data:** Born Rick Wilson Stockstill on December 23, 1959 in Sidney, OH. Married the former Sara Fleischman of Orlando, FL, on July 7, 1990. The couple has one son, Brent, born August 5, 1994.

**Bowl Participation:** *As a player* - 1977 Tangerine Bowl, 1980 Orange Bowl, 1981 Orange Bowl, 1982 East-West Shrine Bowl, 1982 Japan Bowl. *As a*

*coach* - 1989 Gator Bowl, 1991 Hall of Fame Bowl, 1992 Citrus Bowl, 1993 Peach Bowl.

**Other Highlights:** Clemson set a school record for completion percentage (60%) in his first year as quarterback coach. Clemson led the Atlantic Coast Conference in total offense for the 1991 season. Coached DeChane Cameron, the winningest quarterback in Clemson history in terms of percentage.



## Richard Bisaccia


### Running Backs/Special Teams Yankton College '83

**Coaching Experience:** *College* - Offensive Coordinator at Wayne State (NE) (1983-87); Graduate assistant for WRs at S. Carolina (1988); Volunteer Assistant at S. Carolina for defensive ends (1989-90); tight end coach at S.

Carolina (1991); running backs and special teams coach at S. Carolina (1992-93); running backs coach at Clemson (Dec. 1993-present).

**Playing Experience:** *College* - A four-year starter and team captain at Yankton College (1980-1983).

**Education:** Graduated from New Fairfield High School in New Fairfield, CT. Earned a degree in health and physical education from




Yankton College in 1983.

**Personal Data:** Born June 3, 1960 in Yonkers, NY. He and his wife Jeanne, have three daughters, Michele 11, Elizabeth 6, and Madeline 2 and one son, Richard Oakley, born July 21, 1994.

**Bowl Participation:** *As a coach* - 1988 Liberty Bowl, 1993 Peach Bowl.

**Other Highlights:** Was a free agent with the Philadelphia Stars in the USFL in 1983. Recruited a top-20 ranked class this past season for the Tigers. His running backs lost just one fumble last season, the fewest in Clemson history.



## Charles Harbison

### Defensive Backs Gardner-Webb

**Coaching Experience:** *College* - Defensive Back coach at Gardner-Webb (1984); wide receiver coach at Gardner-Webb (1992-93); defensive back coach at Texas-El Paso (1994); defensive back

coach at Clemson (April 1995-present); *Professional* - linebackers coach for the Charlotte Barons (1990); defensive back/special teams coach for Raleigh-Durham Skyhawks (1991); defensive back coach for Carolina Cougars (1992); defensive back/wide receiver coach for Charlotte Rage (1993-94)

**Playing Experience:** *Professional* - Buffalo Bills (1982); Boston Breakers (USFL) (1983); New Orleans Breakers (USFL) (1984); Buffalo Bills (1985-86).

**Education:** Received a bachelor's degree in Business Administration from Gardner-Webb College.

**Personal Data:** Born October 27, 1959. He and his wife, Dana, have two sons, Charlie and Stedman.

**Other Highlights:** Coached for the 1992 SAC (South Atlantic Conference) champion Gardner-Webb University. The 1992 team went 12-2. Coached in the NAIA championship game.

## Clemson Football By Decade

Decade	Home	Away	Neut	Overall	Pct
1896-99	1-0-0	6-6-0	4-0-0	11-6-0	.647
1900-09	13-4-2	18-12-3	9-5-2	40-21-7	.640
1910-19	14-7-1	22-16-4	6-12-1	42-35-6	.542
1920-29	24-10-3	12-32-1	5-5-1	41-47-5	.468
1930-39	19-4-2	22-27-4	10-6-1	51-37-7	.574
1940-49	21-8-1	25-27-4	5-3-0	51-38-5	.569
1950-59	31-7-0	31-22-5	2-3-0	64-32-5	.658
1960-69	29-15-1	21-33-1	0-0-0	50-48-2	.510
1970-79	32-33-1	21-30-2	3-2-0	56-54-3	.509
1980-89	49-10-3	32-13-0	6-2-1	87-25-4	.767
1990s	26-5-1	9-13-0	3-1-0	38-19-1	.664






## Reggie Herring

### Inside Linebackers

### Florida State '81

**Coaching Experience:** *College* - Linebacker coach at Oklahoma State (1981-85); linebacker coach at Auburn (1986-91); defensive coordinator and linebacker coach at Texas Christian (1992-93); inside linebacker coach at Clemson (December 1993-present).



**Playing Experience:** *College* - A three-year starter at linebacker for Florida State.

**Education:** Earned a B.S. in Criminology from Florida State in 1981.

**Personal Data:** Born Reginald Wayne Herring on July 3, 1959. Married the former Lisa Ward of Griffin, GA. Children (2): Caroline and Adam.

**Bowl Participation:** *As a coach* - 1981 Independence Bowl, 1983 Bluebonnet Bowl, 1984 Gator Bowl, 1985 Gator Bowl, 1987 Citrus

Bowl, 1988 Sugar Bowl, 1989 Sugar Bowl, 1989 Hall of Fame Bowl, 1990 Peach Bowl, 1993 Peach Bowl. *As a player* - 1977 Tangerine Bowl, 1980 Orange Bowl, 1981 Orange Bowl.

**Other Highlights:** Captain of the 1981 Orange Bowl team; earned AP All-American honors in 1980; inducted into the Florida State Hall of Fame in 1989.



## John Latina

### Centers & Guards

### Virginia Tech '79

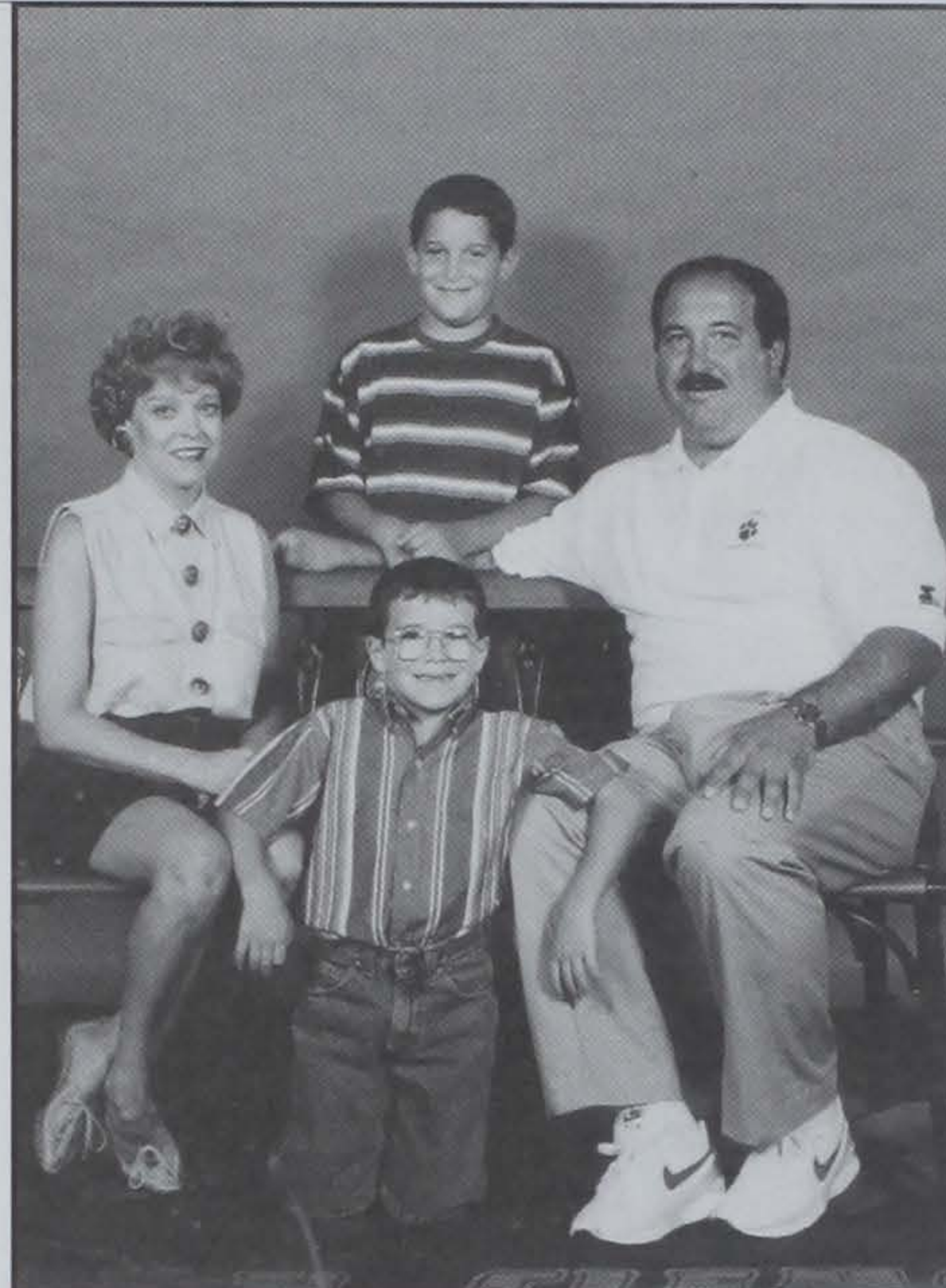
**Coaching Experience:** *College* - Assistant coach at Virginia Tech (1979-81); assistant coach at Pittsburgh (1982); offensive line coach at Temple (1983-88); running game coordinator and offensive line coach at Kansas State (1989-93); offensive line coach at Clemson (Dec. 1993-94); centers and guards coach at Clemson (1995).

**Playing Experience:** A four-year letterwinner at Virginia Tech as an offensive guard (1975-78).


**Education:** Received a bachelor's degree from Virginia Tech in 1979.

**Personal Data:** Born September 18, 1957. He and his wife, the former Michele Veltre, have two sons John Jr. (11) and Michael (8).

**Bowl Participation:** *As a coach* - 1981 Peach Bowl, 1982 Cotton Bowl, 1993 Copper Bowl, 1993 Peach Bowl.



**Other Highlights:** In 1991 Kansas State set a school record for total yards on offense with 4,231. A member of the Pittsburgh coaching staff in 1982 when the Panthers, led by Dan Marino, went 9-3 and to the Cotton Bowl.



## Steve Cheatham

### Graduate Assistant

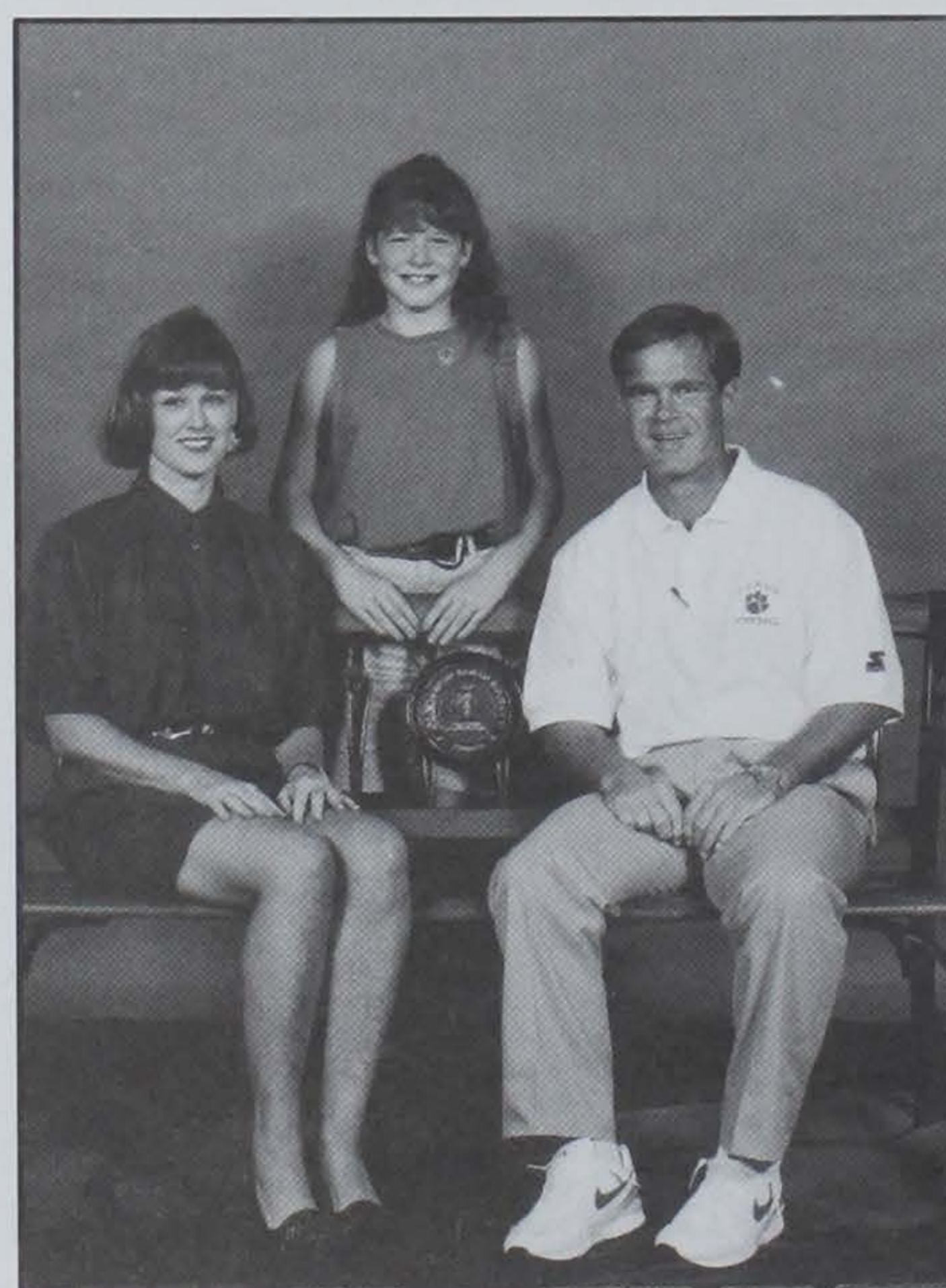
### Defense/Special Teams

### Mississippi State '78

**Coaching Experience:** *High School* - Defensive Coordinator at Neshoba Central High School in Neshoba, MS (1980-93); Head Junior High Coach, Neshoba Central (1978-93); *College* - Graduate Assistant at Clemson (1993-present), working with defensive backs and special teams.

**Playing Experience:** *High School* - Lettered three years in football and track, four years in basketball at Neshoba Central. *College* - Lettered one year in football and two years in baseball at East Central Community College.

**Education:** Graduated from Neshoba Central High School in 1974. Earned a B.A. from East Central Community College in 1976 and a B.S. in health and physical education from Mississippi



State in 1978.

**Personal Data:** Born September 25, 1956. He and his wife, Brenda, have one daughter, Lindsey (13).

**Other Highlights:** Neshoba Central was North State Champions and state runner-up in Class 4A in 1989, 1990, and 1992. His 1983 defense finished second in the state in total defense and recorded seven shutouts.





**Scot Sloan**  
**Graduate Assistant**  
**Offensive Line**  
**Clemson '92**

**Coaching Experience:** *College* - Graduate Assistant at Clemson University (1992-present) working with offensive line.

**Playing Experience:** *High School* - Four-year letterman at Woodruff High School in Woodruff, SC. *College* - A member of the Clemson squad from 1989-91, the Tigers competed in three bowl games during his playing career.

**Education:** Graduated from Woodruff High School in 1988. Earned a bachelor's of science from Clemson University in August of 1992. Earned a master's of education from Clemson University in December of '94.

**Personal Data:** Born August 25, 1970, Sloan is single.

**Bowl Game Participation:** *As a player* - 1989 Gator Bowl, 1990 Hall of Fame Bowl, 1991 Florida Citrus Bowl. *As a Coach* - '93 Peach Bowl.



## Football Administrators



**Whitey Jordan**  
**Asst. AD for Football Relations**  
**Clemson '59**

**Responsibilities:** Clinic organization, liaison with high school coaches, professional scouts and other special projects.

**Coaching Experience:** Freshman coach at Clemson University (1959-64); offensive end coach at Clemson (1965-67); offensive coordinator at Clemson (1968-69); offensive line coach at Clemson (1970-72); offensive coordinator at Southern Mississippi (1973-81); offensive coordinator at Southern Methodist University (1982-86); offensive coordinator at Wake Forest (1987-88); offensive coordinator at the University of Florida (1989); offensive line coach, Assistant Head Coach at North Carolina (1990-92); offensive coordinator at Clemson (1993)

**Playing Experience:** *College* - A three-year letterwinner at Clemson under former coach Frank Howard (1955-57)

**Education:** Received a bachelor's degree in education from Clemson University in 1959.

**Personal Data:** A native of Florence, SC, born May 14, 1936. He and his wife, the former Kappy Stewart, have four children: Kim, Karol, Jo Kyle, and Stewart.

**Bowl Participation:** *As a player* - 1957 Orange Bowl. *As a coach* - 1959 Sugar Bowl, 1959 Bluebonnet Bowl, 1980 Independence Bowl, 1981 Tangerine Bowl, 1983 Cotton Bowl, 1983 Sun Bowl, 1984 Aloha Bowl, 1989 Freedom Bowl, 1993 Peach Bowl (Jan. 1), 1993 Peach Bowl (Dec. 31)

**Other Highlights:** Led the 1957 Clemson squad with 12 receptions for 369 yards, his yds/catch record stood for 30 years. Under Jordan's direction at SMU, the Pony Express featuring Eric Dickerson and Craig James finished second in the nation in 1982 and SMU earned two SWC titles during his tenure. Coordinated the offense at Florida, which featured Emmitt Smith, the SEC Player-of-the-Year.



**Bruce Warwick**  
**Asst. AD for FB Management**  
**Columbia College '89**

**Responsibilities:** Manages day-to-day operations of Clemson football program.

**Experience:** Administrative Assistant for Football Operations at University of Maryland (1992-93), oversaw all team travel, administered all special events, including clinics and summer camps; Administrative Assistant for Football Operations and Assistant Recruiting Coordinator at Syracuse University (1991).

**Education:** Received a bachelor's of business administration degree from Columbia College in Syracuse, NY, in 1989. Earned a master's degree in sports management from the United States Sports Academy in 1991.

**Personal Data:** A native of Syracuse, NY, born January 1, 1967. Is married to the former Cynthia DeBlaay of Syracuse, NY on June 12, 1993.

**Bowl Participation:** *As a football administrator* - 1992 Hall of Fame Bowl.

**Other Highlights:** Served in various capacities for the MONY Federal Credit Union in Syracuse, eventually reaching the position of staff auditor in 1989. Elected to the Board of Directors of the Credit Union.





## Dr. Cecil Huey Faculty Representative

Dr. Cecil Huey was named the Clemson Faculty Representative to the NCAA in December of 1992. The professor of Mechanical Engineering on Clemson's campus is a member of the university's Athletic Council and was its chair at one

time, was a faculty senator, and was a member of Clemson's self-study committee on intercollegiate athletics for the Southern Association of Colleges and Schools. He is involved in the selection of coaches, on campus athletic affairs, and continues his full-time faculty position.

In 1992, Dr. Huey served as the associate faculty representative and handled academic certification of student-athletes until the advent of the NCAA Clearinghouse. He continues his involvement in the certification process today, and serves on numerous committees for the betterment of both the student-body and student-athletes.

Huey won the university's Class of '39 award for excellence, one of the top faculty awards offered at Clemson. The award recognizes distinguished faculty representing the highest achievement of service to students, the university, and the community.

Huey's association with Clemson is not solely in an academic light, although he earned his bachelor's, master's, and doctoral degrees in mechanical engineering from the university. Huey was an athlete during his undergraduate years with the Tigers. He was a member of the ACC champion mile relay team that posted a time of 3:14.2 in 1964. The outdoor track team finished second in the conference championship that year.

Huey is a member of the American Society for Engineering Education, the American Society of Mechanical Engineers, the Society for the History of Technology, and the Society for Industrial Archaeology.



## Bobby Robinson Athletic Director

The Clemson athletic program's commitment to excellence begins with Athletic Director Bobby Robinson. The program has been on the rise in just about all forms of athletics in recent years.

Robinson's commitment to success in competition, academics and facilities has been the key to the level of distinction that the program has maintained during his 10 years as the director.

Clemson had another successful season on the field in 1994-95. Nine Clemson teams were chosen for NCAA postseason play, including five in Spring Sports. Eight different teams recorded wins over top 25 teams. Clemson was one of just four schools to have its men's basketball, football, and baseball teams ranked in the top 25 of the **USA Today** poll at one time or another during the year, including a #1 ranking by

the Clemson baseball team.

Clemson also had record setting year academically. Two athletes, Ed Glenn (football) and Paul Galloway (baseball) were chosen first-team academic All-Americans. Women's track athlete Jodie Phillips won the ACC's Marie James Award. The overall GPA of Clemson student-athletes in the Spring semester was 2.55, the highest on record. A total of 83 student-athletes made the ACC academic honor roll, the highest figure in Clemson history.


Under the direction of Robinson, the athletic department continues to support the university. Over \$2.3 million has been contributed to the athletic academic scholarship fund; and band travel equipment, uniforms, and many other projects are funded by the department for the overall benefit of the student body.

Robinson graduated from Furman with a B.S. degree in business and political science in 1968. He was the president of the Sigma Alpha Epsilon fraternity chapter at Furman. Robinson came to Clemson in 1970 and after three years, he moved across campus to serve as an administrative assistant in the athletic department.

After serving the athletic department in various capacities, he became business manager in 1975. Two years later he was named assistant athletic director, and in 1980 he became associate AD. He held that title for six years, and his area of responsibility moved to primarily football and basketball. The native of Columbia became Athletic Director in March of 1985.

While serving his administrative duties, Robinson found time to coach the Clemson golf team between 1975 and 1983. During his time as the head coach, Clemson won its first ACC title in golf and three times the Tigers participated in the NCAA Tournament. In 1983, his final season as the head coach, he guided Clemson to a number-five finish.

Robinson has served on the NCAA golf committee, the CFA Board of Directors, the Division I-A Certification Committee, ACC Long Range Planning Committee, ACC Booking Office Committee, ACC Committee on Infractions and Penalties, ACC Gender Equity Committee, ACC Golf Committee, and ACC Committee to Study Football in the 1990's. This year, Robinson is chairman of the ACC television committee.



## Dwight Rainey Senior Associate Athletic Director

When there is success in college athletics, experience in almost always a key factor. Senior Associate Athletic Director Dwight Rainey is an example of success gained from a wide variety of experience.

Rainey is in his 21st academic year with the Clemson University Athletic Department. For the past 12 years, he has overseen scheduling and administered other duties involving the football and men's basketball programs. He is also in charge of the Clemson weight room, equipment room, and sports information.

While football and basketball may be the two highest profile sports at Clemson, the 16 Olympic sports have also enjoyed enormous success. Rainey is the point man for those sports



and oversees their day-to-day operation. The 1994-95 sports year was quite a success for those in the olympic sports. There were four top-25 finishes, and an individual National Champion. Eleven of the 16 teams advanced to postseason play. Three different teams posted winning percentages of 70 % or better.

The success of the 1994-95 academic year should come as no surprise. In his 12 years overseeing the Clemson non-revenue sports program, Clemson has been in the top-25 in the nation in the All-Sports Poll seven times.

Prior to moving into administration at Clemson, Rainey served as Bill Foster's top assistant in the men's basketball program for 13 years, five at UNC Charlotte and eight at Clemson. One of Rainey's coaching highlights was the 1979-80 Clemson team that finished with a 23-9 mark. That squad advanced to the Final 8 of the NCAA Tournament, the furthest a Clemson men's basketball team has advanced in the NCAA tournament.

Rainey has also had experience outside of college athletics. Between 1967 and August of 1970, he worked with a division of the Chrysler Corporation in Atlanta, GA.

Rainey earned a Bachelor of Arts degree in business administration from Shorter College in 1967 and a Master's degree from UNC Charlotte in 1972.

Rainey is married to the former Cheryl Dye, a native of Paris, MO. Cheryl has a daughter, Jenna (11).



## Van Hilderbrand

### Associate AD/ Ticket Manager

Any Tiger fan who has ever needed tickets or parking for a Clemson athletic event will recognize the name of Van Hilderbrand. He has served the Clemson athletic department for 19 years and is in his 10th year as an associate/assistant athletic director. He is in

charge of the ticket office and supervises all parking administration and also works with game day operations and security.

Hilderbrand is certainly familiar with the athletic department. He started his association there as a student employee in the office during his college career, 1970-74. In 1976 he filled the newly created position of assistant ticket manager, and in 1980 he was named Athletic Department Ticket Manager. In 1985 he was made an assistant athletic director.

Demand for tickets to Clemson athletic events is at an all-time high and it is Hilderbrand's responsibility to distribute the tickets to the thousands who attend the games. Hilderbrand and his staff sell more football season tickets than any other school in the ACC. In 1992, Clemson ranked seventh in the nation in attendance and has been in the top 15 in the nation every year since 1983.

In the 13 years since Hilderbrand took the job as ticket manager, he has distributed more season tickets than ever before for football and basketball. He has met the challenge by keeping up with the technology of the profession. Clemson has used a computerized ticket system since 1986.


Hilderbrand worked as athletic supervisor for the Greenwood Recreation Department for two years after graduation, and in 1976, he returned to Clemson.

Hilderbrand graduated from Clover (SC) High School in 1970. He was the school's all-time leading scorer in basketball until 1993, when current Tiger gridder Lamont Hall broke

1995 Clemson Football

his mark. Hilderbrand earned his degree in parks and recreation administration from Clemson in 1974. The 42-year old is married to the former Diane Harris of Clover and they have two children, Van Jr., who was born December 31, 1979, the day Clemson met Baylor in the Peach Bowl, and Lee Elizabeth, who was born October, 1985.

In his spare time, Hilderbrand enjoys golf and working with the Boy Scouts.



## Robert Ricketts

### Associate AD/ Chief Financial Officer

Keeping the expense accounts of such a vast operation as the Clemson athletic department in order is no easy task, but Associate Athletic Director Robert Ricketts is well qualified for the job.

Ricketts is in his ninth year in the department and his 18th year with the university.

As associate athletic director in charge of business operations, Ricketts handles all purchasing and expense accounts. This job is old hat to Ricketts who spent nine years working for Clemson in auditing and accounting departments. During these nine years, one of his main duties was the audit for the athletic department. He worked in the University's financial management division in accounting control and payroll benefits between 1976 and 1977, then worked in the internal auditing division and as an auditor between 1977 and 1980. In 1980, he was named an audit supervisor, a position he held until February of 1985. Thus, he has seen all sides of his job.

Ricketts earned an associate arts degree from Anderson College in 1969, and a business administration degree from Erskine College in 1971. He is also a 1967 graduate of T. L. Hanna High School in Anderson. After his graduation from Erskine, he entered merchandise management with the J.C. Penney Company of Greenville and Anderson. He worked for that company between 1972 and 1976, until he began his career with the University on May 28, 1976.

The native of Anderson has also completed the College Business Management Institute at the University of Kentucky. He is a member of the College Athletic Business Managers' Association and the Institute of Internal Auditors. Ricketts has previously served as secretary of the Clemson Recreation Advisory Committee for six years.

Ricketts and his wife, Kathey, have two children, Chesley (16) and Lindsey (12). His wife is employed in the Payroll/Benefits Office at Clemson University.



## Linda White

### Associate AD/Senior Women's Administrator

On July 9, 1992, the Clemson Athletic Department lost a fine coach, but gained an outstanding administrator when Linda White, the winningest volleyball coach in Clemson history with a 138-81 career mark, assumed the position of Assistant Director

of Compliance/Senior Woman's Administrator. In 1993, White was promoted to associate AD and retained her title as senior woman's



administrator.

White represents Clemson at all university, conference and NCAA functions in the role of senior women's administrator. She serves as the co-chair of the ACC Volleyball and Track committees as well. She also represents the athletic department at NCAA events, submits bids to host NCAA events and coordinates the events if Clemson is awarded the bid. Clemson played host to the NCAA Tournament in volleyball, women's soccer, and baseball in 1994-95. She has managed eight NCAA events in her career. White also serves as event manager for many home sporting events, coordinates facility improvements, coordinates summer camps, recruiting, and oversees the Courtesy Vehicle Program.

White came to Clemson in 1986 as the head volleyball coach. She led the Clemson squad to six consecutive 20-win seasons. White coached at least one All-ACC player five of her six years at the helm of the Clemson program, while two of her former players were named Academic All-Americans.

Prior to her stint as volleyball coach at Clemson, White was a successful basketball and volleyball coach at Wando High School in Mount Pleasant, SC for 14 years. In 1982, she was named National Volleyball Coach-of-the-Year by the National High School Coaches Association.

White earned her undergraduate degree from Winthrop College. She earned a MEd in Administration and Supervision from Clemson in August of 1988. She is married to Roger White.



### **Steve Nelson** **Associate AD/ Compliance**

Steve Nelson became an Associate Athletic Director at Clemson in August of 1994. Nelson serves as the director of the university's compliance program. He also has duties reviewing contracts and monitoring gender equity, minority enhancement, and Title IX issues.

As the director of compliance, Nelson works out of the athletic department and reports to both President Deno Curris and athletic director Bobby Robinson. Nelson's responsibilities include implementing rules education programs for coaches, student-athletes, boosters, and other individuals associated with the athletic department; maintaining and applying procedures for compliance with NCAA, conference, and university rules, and serving as a liaison with the NCAA and conference offices on rules-related matters.

Nelson came to Clemson from the NCAA office, where he served as an enforcement representative from 1989 to 1994. In that position, he was involved with examining institutional compliance programs; identifying eligibility, enforcement and eligibility issues, and interviewing student-athletes and coaches in connection with several NCAA investigations.

Nelson earned his bachelor's degree in economics from Macalester College, St. Paul, MN, in 1979. He graduated Magna Cum Laude and captained the men's basketball team. Twice he was named an all-conference selection.

He received a juris doctorate degree in 1985 from the University of Iowa College of Law. While in law school, he served as an editor for the Iowa Law Review. Nelson was

engaged in the private practice of law for three-and-one-half years prior to his career with the NCAA. In addition to his law practice, Nelson worked as an advisor on employment and marketing issues for the Cedar Rapids Silver Bullets of the Continental Basketball Association in 1988 and 1989.



### **Fred Hoover** **Assistant Athletic Director/ Head Trainer**

Much of the credit for getting the Tigers on the field should go to Fred Hoover, who has completed 35 years as head trainer for the Tigers. The 63-year-old Hoover is responsible for the prevention, treatment and rehabilitation of injuries to Clemson's athletes. In addition, Hoover, who was named assistant athletic director in the summer of 1983, is a consultant for purchasing athletic equipment, supervising the medical staff, making travel arrangements, supervising the athletic training room and directing the training table.

A native of Jacksonville, FL, Hoover graduated with a BS degree in physical education from Florida State in 1953. He served as trainer at his alma mater for two stints, 1952-53 and 1957-58, before coming to Clemson in 1959. He has never missed a Clemson football game, working 398 in a row heading into this year.

Professionally, "Doc" Hoover has held just about every administrative post with the National Athletic Trainers Association, including national president, and he is an affiliate member of the American Orthopedic Society for Sports Medicine.

In 1981, Hoover was enshrined in the Citizens Savings-Helms Athletic Foundation Hall of Fame for his work.

In the spring of 1982, he was named a consultant to the South Carolina Medical Association—Medical Aspects of Sports Committee. He is also past chairman of the NATA National Symposium Committee and is currently chairman of the South Carolina Board of Certification for Athletic Trainers. Hoover is also a member of the Clemson Hall of Fame and is past president of the South Carolina Trainers Association. In October of 1990, Hoover was named an Honorary Member of the Clemson Alumni Physicians society.

In 1983, Hoover was the recipient of the Distinguished Service to Sports Medicine Award given by the American Orthopedic Society for Sports Medicine. In 1987, he was awarded the South Carolina Hall of Fame Distinguished Service to Sports Award.

Hoover is married to the former Elva Cook of Mt. Vernon, IL, and the Hoovers have two children, Catherine, a 1980 Clemson graduate who is married, and Bryan who also graduated from Clemson and is now in Sports Marketing at East Tennessee State University. He has one grandchild, Andrew Cole.





## **Tim Bourret**

### **Asst. AD/Sports Information & Public Relations**

Tim Bourret is in his seventh year supervising the SID office, his third as an Assistant Athletic Director, and his 18th with the Clemson University Athletic Department. He first came to Clemson as assistant SID under Bob Bradley in September of 1978 and was elevated to an associate SID position in July of 1980.

The 39-year old Bourret has edited 79 award-winning brochures in his career, including 25 that have dealt with Clemson football. Clemson received eight national awards for its programs and press guides for the 1990-91 academic year, the third highest total in the nation. Only Tennessee and Notre Dame produced more national award winning guides.

In 1992, the Clemson football guide and football program were both ranked in the top-five in the nation, making Clemson the only school in the nation that could make that claim. The press guide was ranked first, while the program series was fifth. The 1994 Clemson football and baseball guides also ranked in the top 10 in the nation.

Bourret also has considerable radio experience, play-by-play and color. He has been the color voice of Clemson basketball since the 1980-81 season and served in the same capacity for Clemson football between 1982 and 1988. He gave up his football radio work to supervise the Clemson pressbox when Bob Bradley retired in 1989. He was also the play-by-play voice of Clemson postseason baseball between 1980-89.

Bourret is a native of West Hartford, CT and 1973 graduate of Northwest Catholic High School. He was an all-conference baseball player in high school and played in the 1973 American Legion World Series.

Following in his father's footsteps, Bourret earned his undergraduate degree from the University of Notre Dame in business administration in 1977. He also earned his master's degree in communication arts from Notre Dame in August of 1978.

Bourret worked as an undergraduate and graduate assistant under Roger Valdiserri in Notre Dame's office for three years, where he was assistant editor of Notre Dame's 1977 football programs. The program series won Best in the Nation that year. He also served as commissioner of the school's famed "Bookstore Basketball Tournament" for three years, including the year it was featured in **Sports Illustrated**.



## **Tim Match**

### **Assistant Athletic Director/Marketing & Public Affairs**

Tim Match was named Assistant Athletic Director for Marketing and Public Affairs in 1993. Match, a native of Arlington, Ohio, is responsible for implementing the athletic department's sports marketing and licensing program.


The 1985 graduate of Bowling Green State University is also responsible for all post season football games and is the liaison

for the athletic department with the Clemson Radio Network and the Clemson Coaches Television Show Network. He also served as co-director of the 1995 NCAA East Regional Baseball Tournament.

Prior to his return to Clemson, Match participated in an internship at the University of West Florida in the athletic department. He then moved on to Clemson where he worked in the sports information office.

After receiving his master's degree in PRTM with an emphasis in micro-computer management, he became the assistant sports information director at the University of Virginia. While at UVA, Match worked with the men's soccer, women's basketball, football and men's basketball programs. He returned to Clemson in 1989 as an associate sports information director, working directly with the men's basketball program, as well as editing the football and men's basketball programs for three seasons.

In 1988, the 31-year-old Match married the former Sharon Yoder of State College, PA. She is a 1984 graduate of Penn State and received her master's from Clemson in 1987. They have a son, Benjamin (1).



## **Bill D'Andrea**

### **Asst. Athletic Director/ Director of Student-Athlete Enrichment**

Bill D'Andrea is in just his sixth year as the Director of Student-Athlete Enrichment, but has been a part of the Clemson family for much longer.

Prior to being named as the Director of Student-Athlete Enrichment D'Andrea, 43, served as the Tiger offensive tackles coach from 1986 to 1989. He also served as the Clemson football recruiting coordinator in the spring of 1991. D'Andrea's ties to Clemson go back even further as he served as a graduate assistant for the Tiger football program in 1982 and 1983. He continues to serve as Executive Secretary of the Tiger Letterman's Association.

As Director of Student-Athlete Enrichment, D'Andrea oversees the day to day operations of Vickery Hall, Clemson's student-athlete enrichment program. This position covers three areas: academic progress of the student athlete, personal growth of the student athlete, and student-athlete career assistance. It would be hard to argue with the success of Vickery Hall under D'Andrea. In the fall semester of 1995, Clemson athletes enjoyed tremendous semester in the classroom with 149 athletes, managers and trainers earning a 3.0 or better, a school record for one semester. Clemson student-athletes had a 2.55 GPA in the Spring of 1995, also a Clemson record.

D'Andrea, a Morgan, PA native, received his undergraduate degree in criminal justice from Indiana State in 1973, and earned a master's degree in education from East Carolina in 1975.





## James Earle

### Asst. Athletic Director/ Career Enhancement Coordinator

James Earle, the newly appointed Career Enhancement Coordinator at Vickery Hall, is in just his first year in that position, but has been associated with Clemson for at least 11 years.

As the Career Enhancement Coordinator, Earle is in charge of teaching marketability to student-athletes. He instructs athletes as to the intricacies of searching for summer jobs, internships and practicums, he teaches them about the functionality of resumes and teaches interview techniques. He works with postgraduates and enters into the community to assist Tiger student-athletes with their job pursuit.

Earle is both a former player and coach of the Clemson Tigers. The Easley native began his tenure with Clemson in 1984 as a strong safety and outside linebacker. He continued his education with the Tigers, received his master's degree in 1991, and acted as a graduate assistant coach in the process.

He moved on to Easley High School after receiving his master's in Guidance and Counseling and from there followed current head football coach Tommy West to UT-Chattanooga for a year before returning to his alma mater as the Tight Ends coach under West's direction.

Earle had a professional football stint with the Pittsburgh Steelers out of college in 1988, after leading Clemson in tackles. He was also named the nation's #6 outside linebacker by the *Sporting News* in 1987 and was an honorable mention All-ACC choice by the Associated Press while he played for the Tigers.



## David McClain


### Head Equipment Supervisor

David McClain is in his first full year as Equipment Supervisor. He had been Clemson's Associate Equipment Manager for three years.

McClain served as a student manager for four years at Clemson in the mid-1980s. He was named the Student Manager-of-the-Year three times. During 1989-90 and 1990-91, he served as the assistant equipment manager at Duke University. He worked with two Duke basketball teams that advanced to the Final Four. In 1991-92, he returned to Clemson as the associate equipment manager, and became Head Equipment Supervisor last fall.

McClain has worked at seven bowl games in his career as a student, assistant, associate, and head equipment manager and has worked for three teams that have attended the NCAA basketball tournament.

McClain is a 1988 graduate of Clemson and he earned his degree in industrial education. He is married to the former Lisa Perry and the couple has two daughters, Ashley (3), and Kristin, born May 10, 1995.



## John Seketa

### Assistant Athletic Director/ Promotions Director


Depending on how you pronounce his name, you might mistake John for the singer Jon Secada. What they have in common is that they are both in the entertainment business.

Getting ready to complete his first decade at Clemson, Seketa is responsible for the promotion of all athletic events. This entails pre-game and halftime activities, birthday parties, appearances by the Tiger, Tiger Cub, cheerleaders or Rally Cats, "The Ring of Honor", "Barnyard Burn", and the electronic messages on any of the eight scoreboards at various athletic venues. In 1995-96 he will coordinate Clemson's Centennial of Tiger Football.

During the first nine years of his career, some of the promotions Seketa has been responsible for have been the distribution of 80,000 shakers, Tiger Paw fans, megaphones and kazoos at football games, a \$10,000 cash giveaway, "The Silent Treatment" and numerous trips at basketball games. Seketa has also worked with the NCAA and ACC offices in hosting championship events on campus.

Prior to arriving in Clemson, Seketa was the promotions director at Eastern Illinois University where he promoted all sports. In 1985, he staged a Make-Believe TV Football Game between Eastern Illinois and Western Illinois with ESPN, which was cited in the **New York Times**. After one year at Eastern Illinois, Seketa headed to the sunny south and Clemson for the 1986-87 academic year.

Seketa is a March 1981 graduate of Southern Illinois University at Edwardsville. After receiving his Bachelor's degree in business administration, Seketa worked as a computer operator for three years for the Shell Oil Company in Wood River, Illinois. His work in athletics began at Western Illinois where he attended graduate school followed by an internship at the University of Illinois.



## Gary Wade

### Head Strength and Conditioning Coach

Gary Wade, the Tigers' strength and conditioning coach, brings a wide range of experience into the Clemson weight room. This experience comes in handy as Wade, who is in his 11th academic year with the Clemson program, is in charge of all 18 sports at Clemson.

Wade served as an assistant strength coach at Nebraska for three years as an undergraduate and graduate student. He earned his undergraduate degree in education in 1978 and worked on his master's in exercise physiology.

In 1980, he became the Detroit Lions' first strength and conditioning coach. The 38-year old received much credit for the Lions' immediate improvement as Head Coach Monte Clark took pride in Wade's work and the results on the field.

In his 10 seasons at Clemson, seven of Wade's assistants have become head strength and conditioning coaches at the collegiate level. Clemson has had a football strength All-American every year he has been at Clemson.

Wade, who was born in Nebraska City, NE, earned 10 varsity letters at Weeping Water High School. He was All-Conference in football for three seasons and was second-team All-State his senior year.

Wade is married to the former Andree Langlais.







# This is Clemson Football

**“Vickery Hall is an excellent center. One year I was having trouble with a sociology course and I got a tutor to help me with the class. The individual attention helped me improve my grade from a D to a B over the course of the semester. If a student-athlete uses the sources at Vickery Hall there is no reason he can’t be successful.”**

**Graduate school  
Quarterback  
Louis Solomon**




**Ed Glenn  
Academic All-American**





# Tillman Hall







Clemson University's commitment to provide its student-athletes with the very best of facilities is evident in many ways. From the soaring upper decks of Memorial Stadium, to the state-of-the-art strength training facility, young men and women from all 18 of Clemson's varsity sports have the very best in facilities for training and competition. Vickery Hall is no exception, as the \$3 million structure is as impressive aesthetically as any of the other facilities. But the importance of Vickery Hall to the Clemson University Athletic Department is not found in the structure itself, but in the many programs that the building houses.

Vickery Hall opened in the spring of 1991 and is the first facility in the nation originally constructed for the purposes of meeting the comprehensive needs of student-athletes. The two-story, 27,000-square-foot building is open throughout the day and into the evening to accommodate the extended schedules of student-athletes, and consolidates a variety of academic services for their use.

The Vickery Hall facility and staff ranks among the best in the nation and joined Boston College as the only two

programs of its kind to become certified in 1995.

The philosophy behind Vickery Hall is to provide the Clemson student-athlete with a program that will meet his or her needs academically, in personal growth and development, and with career assistance. Vickery Hall is tangible evidence that, at Clemson, the athletic department has made a commitment to make the student-athlete's total experience a rewarding one, even after he or she enters the professional world.

"Vickery Hall is one of the most important facilities the Clemson University Athletic Department has ever built or will ever build. It makes a philosophical statement about the institutional commitment - giving our student-athletes the same opportunity to achieve their full potential academically that we give them athletically. We're very serious about that," said Athletic Director Bobby Robinson.

Given the time pressures of athletic participation and practice, student athletes face a difficult balancing act in trying to perform well both on the playing field and in the classroom. With respect

to this, Clemson's Student-Athlete Enrichment Services (SAES), has provided one of the best academic support and advising programs in the nation over the last several years. The completion of Vickery Hall gives SAES an even greater opportunity to help student-athletes reach the short-term goal of graduation and the long-term goal of success in the world. The facility is open throughout the day, seven days a week, and into the evening to accommodate the extended schedules of the student-athlete.

Vickery Hall is located in the mainstream of east campus, behind Jordan Hall at the top of Bryan Mall. The main entrance to the building is a 1,570-square foot reception/office area, comprised of five advisers' offices, two graduate student offices, and a conference room. Also located on the bottom floor is the office of Bill D'Andrea, the director of Clemson's student-athlete enrichment program.

Vickery Hall operates under the guidelines and policies of the university and the center's staff adheres strictly to the rules and ethical conduct standards of the university. In addition to the director, the staff also consists of six full-time advisers, two graduate assistants, and 50 tutors.

The building also boasts a 175-seat auditorium to be used for classes, team meetings, review sessions, and seminars. The various speakers and lecturers who come to work with Clemson student-athletes as part of the student-enrichment program also use this facility. The auditorium is equipped with a projection booth and state-of-the-art audio and video equipment and is available to other campus groups when not in use by Student-Athletic Enrichment.

Another area of the main floor, the computer resources area, consists of a general computer tutoring room and a computer science tutoring room. The computer room contains 30 personal



Clemson has an extensive full-time staff at Vickery Hall.





**Vickery Hall was dedicated in the fall of 1991.**

computers for hands-on computer tutoring, word processing and other general uses.

The 13,000-square-foot study and tutoring area on the second floor comprises the majority of the center. This area contains 28 tutorial rooms, including a large 65-seat study room and nine 20-seat study rooms, which are designed as classrooms with freestanding desks. There are 10 classrooms located on the first floor.

The facility has paid dividends. In the spring semester of 1995, Clemson student-athletes recorded a 2.55 GPA, highest on record. Eighty-three student-athletes made the ACC Academic Honor Roll in 1994-95, an all-time record. Records were also eclipsed in terms of dean's list athletes.

### **Computing Facilities**

The Department of Student-Athlete Enrichment Services has recognized the need for students to have access to high-quality computing equipment and has made a commitment to providing the student-athletes at Clemson with such equipment.

Located on the first floor of Vickery Hall is the Department of Student-Athlete Enrichment Services Microcomputer

Labratory. The lab is open seven days a week, for 16 hours a day on Monday through Thursday and limited time on Saturday and Sunday.

The lab staff consists of mostly graduate students, many of whom are pursuing advanced degrees in computer science. Lab staff members are available for tutoring of any Computer Science course as well as the many management, engineering and business courses

that deal with personal computers. Student-athletes may also arrange tutoring sessions outside normal lab hours any time during the school year.

Computers in the lab can reach many of the other machines on campus, including the NAS mainframe, and are in turn, connected to a world-wide internetwork, allowing lab machines to access computing resources throughout the world. This also allows access to lab resources from computers throughout the world.


The following is a list of some of the equipment available:

- \* 18 Macintosh personal computers
- \* 15 IBM personal computers
- \* 5 Laser Printers
- \* 2 Novell Netware Servers

(allows users to access and share files from different computers around campus.)


### **Student-Athlete Career Assistance Program**

The Student-Athlete Career Assistance Program is one of the most important programs provided by the staff of Vickery Hall. The philosophy of this



**The Vickery Hall Auditorium is the home of many of the Personal Growth Program lectures.**





**The Dick Hendley Computer Room has over 30 computers available for use by Clemson student-athletes.**

program is to provide student-athletes with job searching skills and strategies, internships, practicum experience as well as summer employment. These programs are designed to address specific career opportunities through a program that uses each year to gain information on the student-athlete.

By using the resources available to the University, Alumni Center and the Athletic Department, former Tiger gridder James Earle is working to establish a network of businesses, companies, and executives who will help assist with The Summer Employment Assistance Program. The program's main goal is to provide the student-athlete with a job experience and a work history, which he or she can apply to his or her academic discipline.

The Long Term Career Assistance Program, also coordinated by Earle, will be coordinated from the academic colleges, the Placement Center, and through the Athletic Department contacts. This program is designed to better prepare the student-athlete for full-time employment and will focus on resume writing and interview techniques so that each student-athlete will be competitive and aggressive when dealing

with companies who visit the Clemson campus.

### **Personal Growth Program**

Another aspect of Clemson University's commitment to help student-athletes reach their potential in all areas of their life - academically, athletically, and socially, is the personal growth program. This program is one of the many purposes of the Vickery Hall. This particular area of student development is designed to enhance and support the lives of student-athletes during their enrollment in college as well as in their life experiences after graduation.

Ginty Porter, the Development Coordinator, and Vickery Hall staff realize that student-athletes have more obligations than a regular college student. The personal growth program seeks to eliminate some of the stresses of adjustment to the higher level of academics and athletics. It is the group's special task to assist the student-athlete by creating a finely tuned balance of all areas to ensure success in obtaining a Clemson University degree, by supporting successful athletic practice and competition, enhancing personal growth, and

helping with the transition to life after college.

The purpose of the Personal Growth and Development programs is to assist the student-athlete in making a successful transition into his/her university and athletic life. These programs will provide the student-athlete the opportunity to examine and explore issues and topics pertaining to his/her values, personal health and wellness, behavior, and goals. The specific topics will encompass both general transition issues and specific athletic issues as well.


All freshmen student-athletes will be required to attend these mandatory, non-credit programs throughout the Fall semester, consisting of one fifty-minute program per week to be held in Vickery Hall. The programs will be facilitated by the Development Coordinator and will utilize a variety of teaching approaches which will include: small and large group discussion, video presentation, peer facilitation, and speakers who are specialists in their field.

#### **Curriculum Includes:**

1. Academic success strategies: notebook organization, note-taking, communicating with professors, interacting with tutors.
2. Health and wellness issues: sports nutrition, sleep management, stress management, alcohol and other drugs, sexually transmitted diseases, rap awareness.
3. Athletic issues: little free time, competitive pressures, increased visibility, fear of injury, social pressures, travel schedules.
4. Values and Goals: values clarification, ethics awareness, dealing with authority, conflict resolution, cultural diversity, goal-setting.



# Academic Programs



## MAJORS AND UNDER-GRADUATE DEGREE PROGRAMS OFFERED AT CLEMSON UNIVERSITY

### COLLEGE OF AGRICULTURE, FORESTRY AND LIFE SCIENCES

#### Agriculture

Agriculture  
Agricultural and Applied Economics  
Agricultural Education  
Agricultural Engineering  
Agricultural Mechanization and Business

Agronomy  
Animal and Food Industries  
Animal Industries  
Animal Physiology  
Applied Economics  
Aquaculture, Fisheries and Wildlife  
Biology  
Entomology  
Environmental Toxicology  
Food Science  
Food Technology  
Horticulture  
Nutrition  
Packaging Science  
Plant Pathology  
Plant Physiology

#### Forestry and Recreation Resources

Forest Resource Management  
Parks, Recreation and Tourism Management

#### Life Science

Biochemistry  
Biological Sciences  
Botany

Genetics  
Medical Technology  
Microbiology  
Prepharmacy  
Prephysical Therapy  
Zoology

#### Preprofessional Studies

Prelaw  
Preprofessional Health

### COLLEGE OF ARCHITECTURE, ARTS & HUMANITIES

#### Architecture

Architectural Studies Design  
City and Regional Planning  
Construction Science and Management  
Landscape Architecture

#### Arts

Fine Arts

#### Humanities

English  
History  
Language and International Trade  
Modern Languages  
    French  
    German  
    Spanish  
Philosophy  
Professional Communication  
Speech and Communication Studies

### COLLEGE OF ENGINEERING AND SCIENCE

#### Engineering

Agricultural Engineering  
Bioengineering  
Ceramic Engineering  
Chemical Engineering  
Civil Engineering  
Computer Engineering  
Electrical Engineering  
Engineering Analysis  
Engineering Mechanics  
Environmental Systems Engineering  
Industrial Engineering  
Materials Science and Engineering  
Mechanical Engineering

#### Science

Chemistry  
Computer Information Systems  
Computer Science  
Geology  
Hydrogeology  
Mathematical Sciences  
Physics

#### Textiles

Textile and Polymer Science  
Textile Chemistry

Textile Management  
Textile Science

### COLLEGE OF PROFESSIONAL STUDIES

#### Business


Accounting  
Business Administration  
Economics  
Financial Management  
Industrial Management  
Industrial Organizational Psychology  
Management  
Management Science  
Marketing

#### Education

Administration/Supervision  
Counseling and Guidance Services  
Curriculum and Instruction  
Early Childhood Education  
Educational Leadership  
Elementary Education  
Graphic Communications  
Industrial Education  
Mathematics Teaching  
Reading  
Science Teaching  
Secondary Education  
Special Education

#### Social Science, Health and Nursing

Applied Psychology  
Applied Sociology  
Health Science  
Nursing  
Political Science  
Psychology  
Public Administration  
Sociology



Clemson offers 74 undergraduate programs and 71 graduate programs.



In the late 1860's the South lay impoverished and in economic ruin during the days of Reconstruction following the Civil War. Thomas Green Clemson believed that South Carolina needed an institution of higher education dedicated to science and agriculture. With his belief came the foundation that was laid for Clemson Agricultural College. On April 6, 1888, Thomas Clemson died, leaving most of his estate to the state of South Carolina with the purpose of establishing a college that would teach scientific agriculture and the mechanical arts to the young people of South Carolina.

The college formally opened its doors in 1893 with an enrollment of 446 students. As an all-male military school, the college quickly became recognized across the nation as an important part of the national system of state universities and land-grant colleges. In 1955 Clemson lost its military school heritage and became a civilian co-educational college. As the school expanded its academic offerings and research pursuits, the state Legislature renamed the college Clemson University in 1964.

Today, Clemson is much more than Thomas Clemson could have ever envi-

sioned. The campus is located on 1400 acres of beautiful rolling hills on what once was the plantation of former U. S. Vice-President John C. Calhoun. With its academic and administrative buildings, student housing, athletic and service facilities, and equipment the University represents an insured value of approximately \$514 million. Landmarks such as Fort Hill, the former home of the Clemsons and the Calhouns, Tillman with its clocktower, the statue of Thomas Green Clemson and the outdoor amphitheater all help retain the air of tradition.

The campus is surrounded by 17,000 acres of University farms and woodlands devoted to research in forestry, agriculture, and agricultural engineering. In addition, 12,390 acres throughout the state are devoted to Agricultural Experiment Station research and 4-H Club work, for a total of 30,790 real estate acres. Clemson University also owns overseas acreage for the purpose of teaching and research—a total of 203 acres located in Genoa, Italy, at the Charles Daniel Center for Building Research and Urban Studies, and on the Caribbean island of Dominica at the Archbold Tropical Research Center.

## The Clemson Student

In 1994, 34 percent of Clemson's freshmen ranked in the top tenth of their high school class, while 59% were in the top fifth. The average Scholastic Aptitude Test (SAT) of entering freshmen in 1994 was 1048. This means that a Clemson student's classmates provide challenge and excitement.

The tradition of high quality education at Clemson has long been known by employers and professional schools, and they actively recruit graduates. The liberal arts education Clemson offers is widely recognized for its emphasis on preparing students to succeed in a world where rapid change transforms every challenge into an opportunity.

Preparing students for life after graduation does not take place only in the classroom. Leadership programs, exposure to a rich cultural environment, contact with people from backgrounds and geographic regions different from the student's own life experience, opportunities to exchange ideas and to learn from these will give added value to the education that a Clemson student receives.

Eighty-three percent of Clemson student-athletes who entered in 1988 and remained until the end of their eligibility, graduate.



1995 Clemson Football



Clemson's student body is comprised of students from 49 different states and 71 foreign countries. Many different cultures and ethnic backgrounds are represented in the student population. This diversity adds to the many educational opportunities of the campus and the Clemson community. Clemson has over 16,000 students. South Carolina residents make up 73 percent of the student body. Undergraduates make up 75 percent of the Clemson student body. The overall ratio of men-to-women is about 55 to 45.

### The Clemson Education

Clemson's different colleges include Agriculture, Forestry, and Life Sciences; Architecture, Arts, and Humanities; Engineering and Science; and Professional Studies. In these four colleges, 74 undergraduate programs and 71 graduate programs are offered. With the goal of maintaining the vision of Thomas Clemson, the school continues to place importance on the studies of agriculture, scientific, technological, and business courses. These courses and others help the Clemson student prepare for life in our fast-paced and changing society.

Calhoun College, the Clemson Honors Program, strives to enrich the educational experience of highly motivated, academically talented students by providing opportunities for scholarship and research not ordinarily available to undergraduates. Established in 1962, Calhoun College is the oldest and largest honors program in South Carolina.

Clemson classes are demanding and many of the academic programs have received national recognition. Clemson also has expanded educational programs in different communities around the state.



The University has telecampus offerings and new joint programs with technical colleges, such as the new program in horticulture offered at Horry-Georgetown Technical College, a new degree program with The Citadel and academic programs at Lander and Furman.

Clemson University is a land-grant, state-assisted university accredited by the Commission on Colleges of the Southern Association of Colleges and Schools to award the bachelor's, master's, specialist and doctoral degrees.

### The Clemson Faculty

Clemson faculty members represent a wide array of academic interests and diverse backgrounds. As a group, the faculty share a common interest in providing a positive learning experience for students. Also the faculty has a genuine interest in seeing their students realize success in their academic pursuits. Clemson's student-to-faculty ratio of 18-to-1 gives the faculty the opportunity to interact with many of their students on a one-to-one basis. Critical thinking, problem solving, creative learning, and self-development are just a few of the things emphasized in the Clemson classroom.

Faculty members at Clemson come from a wide range of backgrounds. Over five hundred institutions of higher learning that promote excellence in teaching, research, and scholarship are represented among the Clemson faculty. Seventy-five percent hold earned doctoral degrees, the highest degree in their field, and many have achieved special academic recognition. Many have also been honored by colleagues and students as master teachers for their excellence in the classroom and by the Outstanding Educators of America.

When a student enrolls at Clemson, the interaction between student and faculty solidifies as each student is assigned a faculty adviser in his or her chosen field of study. The faculty adviser will assist the student with class scheduling and academic counseling throughout his or her stay at Clemson as well.

Clemson faculty members participate in many activities outside the classroom. Faculty members actively contribute to professional journals, as well as chairing international conferences. The faculty also contributes to government on the local, state, and national level as well by serving as advisers to the United Nations.

Clemson University employs a total of 8,758 people. Of these 4,190 are full-time, with 1,226 holding academic rank. In addition, the University has 4,568 part-time employees, including 4,112 students, 122 classified employees and 150 who hold faculty rank.

### The Clemson Facilities

Take a walk around the Clemson campus and you will see plenty of construction activity, whether it is finishing touches on the new performing arts center or construction on the new engineering building, Clemson is definitely preparing to be a leader in the 21st century.

The main University library, Robert Muldrow Cooper Library, is situated in the heart of campus. The library has become one of the national leaders in automated information retrieval. Its bibliographic records are accessible from anywhere in the world electronically, easing the task of finding information in its collections, which total more than 1.7 million items. Numerous periodical indexes are housed on-line and available for automated searching. The collections are particularly strong in agriculture, natural and physical sciences, economics and technology. Of special interest are the James F. Brynes and Edgar A. Brown Rooms which have the collections of papers of these statesman.

A cornerstone of the University is its computer facilities. Clemson's computer center, which supports student course work and research in all disciplines, is also used by government and industry. The center provides general computing services on a network. Remote sites housing more than 1,600 terminals and 600 microcomputers are conveniently located in many different areas of campus. International and national telephone modem access is also available.

All students are assigned a user identification code when they enroll, which allows them to use the various mainframe applications such as electronic mail, job placement service, library card catalog and information databases, and housing and course registration.

Recently the \$12.5 million Robert Howell Brooks Center for the Performing Arts opened. The facility brings an exciting array of fine arts productions to the University, while working to make the arts accessible to a new and larger audience. The facility also houses the rehearsal and performance space for Tiger Band.

Recently finished was the newest student residence facility, McCabe Hall. McCabe replaces a portion of Johnstone Hall and serves students with new updated comfortable dormitory living in an attractive building inside and out.

Soon to be opened is the Flour Daniel Engineering Innovation Center. The campus is also in the process of constructing a new student activities building, a facility that will be just a few hundred yards from the new John Walker Golf Course.

The Office of Career Services and Placement can help with planning and finding summer and full-time employment. The office assists in career counseling and



planning, searching for a job, preparing resumes and developing job interview strategies. Resources include staff expertise, books, videotapes and literature provided by companies and agencies. Clemson has developed one of the best automated placement systems in the country, allowing students to research employers and sign up for interviews from any mainframe computer terminals on campus.

The Office of Career Services doesn't just serve the needs of seniors; it serves all students and alumni. Interest tests and interactive computer programs help students explore their career interests. Also, if incoming freshmen are unsure about which major to choose, the Career Center can offer information on career choices, testing and interpretation for career direction. Career Counselors will even help students with study techniques and self-development.

### The Clemson Experience


Whether its walking to the Agriculture Sales Center to have a milkshake or taking a stroll through the Botanical Gardens or even taking part in a pick-up basketball game at Fike Recreation Center, there are plenty of activities for Clemson students when they are not in the classroom.

Clemson has more than 230 student organizations that are active on campus, including 23 social fraternities and 14 social sororities. There are organizations related to every course of study - groups such as the Accounting Club, the Society of Women Engineers, and the American Institute of Architects. For students who

enjoy writing or photography, the *Tiger*, the campus newspaper, *TAPS*, the university yearbook; or the *Chronicle*, the student variety magazine, are available. For those who are interested in broadcasting there is a student-operated radio station, WSBF-FM, broadcasting news, information, and music 24 hours a day.

Located in the University Union are the offices of the student government. Student government gives students the opportunity to influence campus policy. Also in the University Union is the campus entertainment center. There are lounges, bowling alleys, video games, billiard tables, and Edgar's all located at the campus entertainment center.

Fike Recreation Center has a host of opportunities for students to let off steam through physical activity. Inside Fike is an eight-lane swimming pool, a diving tank, two gyms used for basketball and other activities, various weight lifting facilities, and room for aerobics. Outside Fike are several spacious fields used for the extensive intramural program and for student enjoyment. There are indoor and lighted outdoor tennis courts across the street from Fike at the Hoke A. Sloan Tennis Center.



1995 Clemson Football

### Facts on Clemson

- Biology professor Doris R. Helms received the S.C. Governor's School for Science and Mathematics' Charles Townes Award, its highest commendation.
- Two Clemson engineering professors were honored in a recent issue of *Research & Development* for inventions in the "Top 100 most technologically significant new products in the world" -- Gene Haertling and Carl Deckard.
- The only two professors in South Carolina to receive the National Science Foundation Young Investigators Award this year are both Clemson professors.
- Clemson has had 30 Fulbright Scholars in the past 11 years.
- Clemson is a nationally recognized leader in the College Board Advanced Placement (AP) Program. The University consistently ranks among the top colleges and universities in the nation in the number of students reporting AP grades. Approximately 50 percent of last year's entering freshmen participated in the program, with more than 75 percent receiving credit for one or more courses.
- The South's most outstanding leader in the field of horticulture is Clemson's John Kelly, professor and head of the Department of Horticulture and director of the South Carolina Botanical Garden. Recipient of the American Society for Horticultural Science's 1995 Southern Region Leadership and Administration Award, Kelly has received a number of honors and is widely recognized as one of the nation's leading experts in ornamental horticulture.
- More of South Carolina's best high school graduates enrolled at Clemson University in 1994 than at any other college or university, according to figures from the Clemson admissions office. Of the 2,202 S.C. high school seniors in 1994 who scored 1,100 or higher on the Scholastic Aptitude Test, 488 -- or 22 percent -- enrolled at Clemson. The next highest number -- 333 -- went to the University of South Carolina, followed by the 213 who entered the College of Charleston.
- Clemson University has been selected to administer a center to focus on increasing the number of minorities and women who teach and study engineering.
- Clemson University is 35th in the nation in the number of Advanced Placement scores submitted by entering freshmen who took college-credit courses while in high school.
- A former president of the Clemson University student body is giving \$1 million for a student center at the university. The gift, in the form of two trusts, is from Leon J. "Bill" Hendrix Jr. of Chagrin Falls, Ohio. The student center, which will be named for Hendrix, will be part of a student facilities complex to be built on the east side of the Clemson campus and will cost about \$17.5 million.
- The 17,500-acre Clemson Forest, the only experimental forest in the US adjacent to a university campus, serves as an outdoor classroom and laboratory.
- Clemson continues to graduate more classroom teachers than any other S.C. teacher education program, and its students score higher on state-required tests.



# Clemson, SC

The signs on the side of the highway as you enter the Clemson city limits say "Clemson: In Season Every Season." From the point of view of most Clemson graduates, the seasons this slogan speaks of are football, basketball, baseball, etc. But a drive through town in the middle of spring, when the azaleas and dogwoods are in full bloom, or a walk through campus in October, when the trees are blazing in the brilliant colors of autumn, will leave little doubt that Clemson is indeed in season, every season.

Nestled in the foothills of the Blue Ridge Mountains and caressed by the shores of the beautiful Lake Hartwell, Clemson is located in the northwestern corner of South Carolina, two hours north of Atlanta, GA, and two hours southwest of Charlotte, NC. The town may not be one of the state's largest most days of the week, but on many autumn Saturdays, it becomes the state's second-largest city, as 81,000 fans come from all directions to watch the Tigers play football. But the friendly residents of Clemson and the surrounding towns

welcome the visitors home each year with a true dose of southern hospitality.

Clemson is steeped in history. The university campus is located on what was Fort Hill Plantation, home of John C. Calhoun, one of the great statesmen of the 19th century, and of his son-in-law, Thomas Green Clemson. The house, which was built in 1806, stands in the center of campus and is open to the public. Also on the Clemson campus is a 1716 lowcountry French Huguenot home, Hanover House, which was transported to Clemson in 1941. Just a mile or so down the road, is the Pendleton Historic District, where several other antebellum homes are open to the public. The entire village of Pendleton is on the National Register of Historic Places.


The area boasts a great variety of restaurants, ranging from the downtown barbeque and hamburger spots, to the historic Liberty Hall Inns and Calhoun Corners. Any palate or budget can find something to his or her liking, as over 50 eating establishments are located in the Clemson/Pendleton/Central area.

The mild climate of the foothills lends itself to many outdoor activities throughout the year. Clemson has excellent and ample facilities for tennis and golf, fishing, swimming or hiking, horseback riding, white water rafting, and various other pursuits.

And, when one wants to leave Clemson, they don't have far to go to find whatever they are looking for. Professional sports are only a couple of hours away in Atlanta and Charlotte. Clemson will be the home of the NFL's Carolina Panthers for eight regular season and two exhibition games in 1995.

For sun and fun, it's an easy interstate drive to the coast of South Carolina, to Hilton Head Island, Myrtle Beach, or even historic Charleston. All kinds of water sports are right at the campus' back door, as a 926-mile shoreline borders the edge of campus. And for those who enjoy cooler climates, the mountains of North Carolina are only an hour's drive away. Countless resorts and some of the finest ski slopes in the east are close enough to make a day's outing.

Clemson becomes the second-largest city in South Carolina on football Saturdays.



1995 Clemson Football



# Strength Training



Clemson fans look forward to seeing tough, hard-nosed football when they come to Death Valley or travel to other schools to watch their Tigers in action. But some of the Tigers' most intense competition and action doesn't take place on autumn Saturday's and it doesn't take place on a field. Take a peek into the Clemson Strength Training Room at almost any time of day, almost any day of the week, at any time of the year, and you will see the Tigers building the foundation for their pursuit of a championship.


With years of experience on the professional and college level, Head Strength Coach Gary Wade knows what it takes to get a team in the physical shape needed to play. Wade has developed a facility that provides Clemson athletes with the very best in equipment, supervision and atmosphere, as he knows that success in the area of strength training will mean success on the football field.

Wade and his staff work constantly to insure that their facility and their program is one of the nation's best. Several renovations made over the last several years have ensured that it is among the best, on the collegiate and professional levels. It is no accident that the Tigers have posted a 83-22-3 record, won four ACC Championships, had 17 first or second-team All-Americans, and 52 first-team all-conference selections since Wade joined the Clemson staff in 1985.

Perhaps the most impressive characteristic of the facility is its size. Several years ago, it was enlarged to an astounding 11,000 square feet, making it one of the largest in the nation. This year, it will be expanded to 14,000 square feet. The facility boasts two full lines of Nautilus machines and over 12 tons of weights. The large number of ma-



Gary Wade




J.T. Allaire




Kevin Handzel



Ryan Cole



Wes Osswald



Todd Wright

chines and free weights allows the weight room to be used by athletes from several different sports at the same time, without anyone having to wait in line at a particular station.

The plush atmosphere provides an interesting contrast to the physical exertion that takes place in the facility. When an athlete enters the etched glass doors, he is greeted by plush, wall-to-wall carpeting, walls lined with mirrors, ceiling fans, and music from a 26-speaker sound system - a worthy backdrop for well over \$500,000 worth of state-of-the-art equipment.

Four color television monitors are also positioned throughout the facility. These monitors are used for training and instruction, as Tiger strength coaches film the athletes and work with them on form correction. When not in use for this purpose, the television, which are hooked into the sound system provide atmosphere, as most Tiger student-athletes enjoy working out to the tune of the latest music videos.

Wade and his assistants, J.T. Allaire, Wes Osswald, Andre Dreher, Todd Wright, Ryan Cole, and Kevin Handzel personally supervise the individual weight programs of hundreds of athletes. The strength training staff spends long hours working around the various schedules of each sport and even takes the facility on the road when the Tiger football team plays in a bowl game.

Recently, the operation of the strength training facility was enhanced by the addition of a new computerized program. Tiger strength coaches are now able to enter all the current strength data on an athlete, and the computer will generate a 10-week conditioning program that will help the athlete

reach optimum results. Wade also prints a yearly update on the improvement's made by each member of the team, as well as updated records in all the strength training categories.

## Lifter-of-the-Year

1985	Kenny Flowers, TB John Phillips, OG
1986	Ty Granger, OT
1987	Mark Drag, MG
1988	Jeff Bak, C Mark Drag, MG
1989	Levon Kirkland, OLB
1990	Arthur Bussie, DT Curtis Whitley, C
1991	Ashley Sheppard, OLB
1992	Warren Forney, DT
1993	Ed Glenn, TE Stephon Wynn, TE
1994	Ed Glenn, TE

## Strength All-Americans

1981	Jeff Davis, LB Jeff Bryant, DT Lee Nanney, OT
1983	William Perry, MG
1984	Kenny Flowers, TB
1985	Jim Riggs, TE
1986	Ty Granger, OT
1987	Danny Pearman, TE
1988	Donnell Woolford, DB
1989	Vince Taylor, LB
1990	Levon Kirkland, OLB
1991	Mike Brown, C
1992	Brentson Buckner, DT
1993	Stacy Seegars, OG
1994	Nelson Welch, PK



A strength training Hall of Fame highlights the entrance to Clemson's impressive facility.



# Clemson Facilities

Athletes at Clemson have the opportunity to be the best they can be because few universities have better facilities. The dedicated athlete can excel at Clemson because the facilities make him a better player.

The Jervey Athletic Center and the Banks McFadden Building serves as the focal point of Clemson athletics as it houses the strength training room, the varsity locker rooms and all administrative offices. Everything is within walking distance and easily accessible from all other facilities.

The training room is one of the fine facilities in the Jervey Athletic Center. It is run by Fred Hoover, a national Hall of Fame trainer, and it houses all of the latest training equipment. Hoover heads up a staff of four full-time individuals with over 50 years of experience. This professional staff and 17 student and graduate student trainers give an athlete the best possible care.

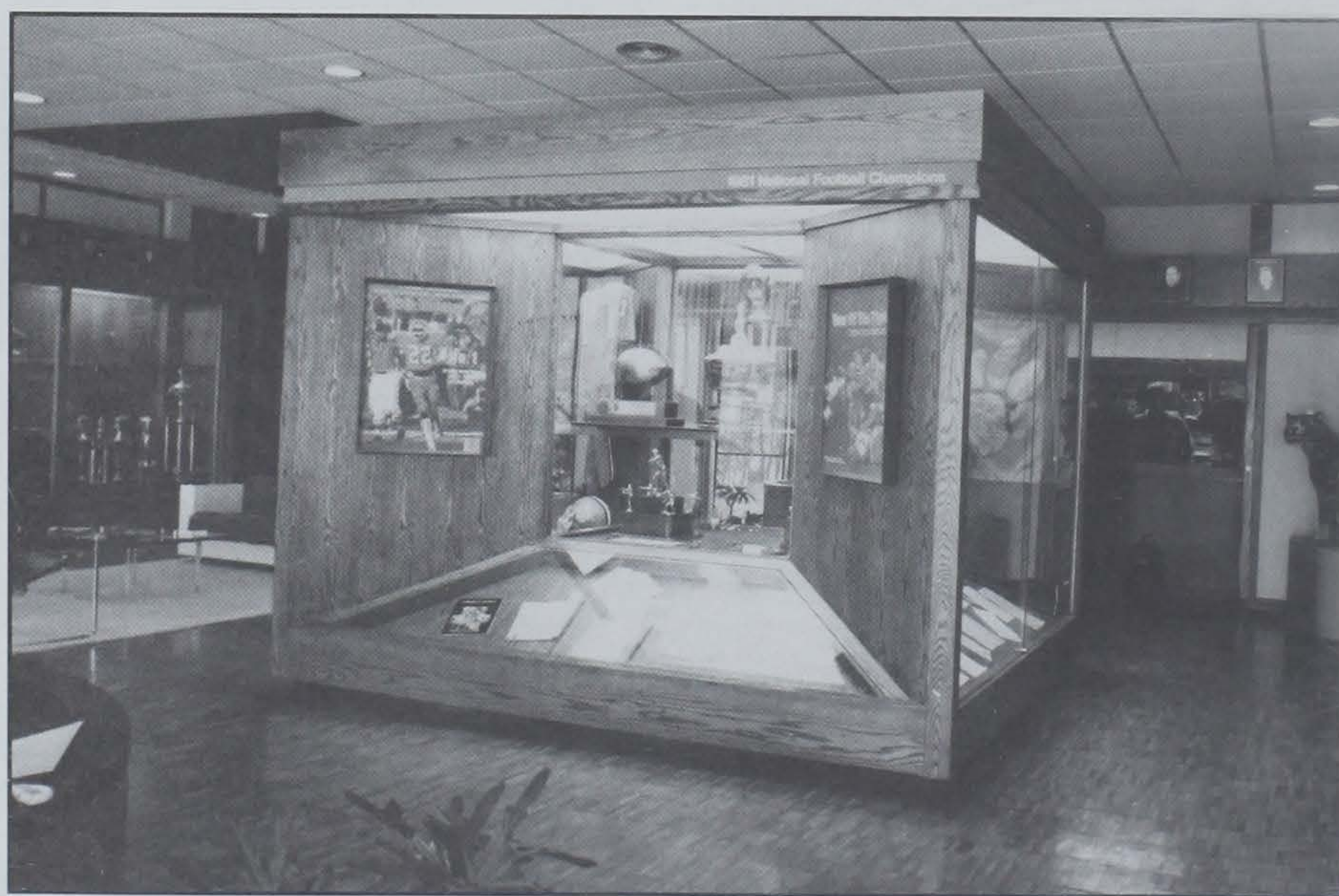
The training room has six whirlpools, a cybex machine, numerous stationary bikes, an upper-body exerciser, a Stairmaster, and all the latest devices for all kinds of treatment. The large sauna and steam bath are also welcome sites after a tough practice. A doctor has an office in the training room itself. He is in the training room from 2:00 p.m. until closing and is of course available at all hours for special situations.

The training staff is also responsible for the dietary plans of the Clemson athlete. Clemson's training table serves the Clemson football and basketball team in all-you-can-eat fashion every day during the academic year and it provides the athlete with a well balanced evening meal planned by dietary experts. These are special dining facilities designed to accommodate the unusual hours of the athlete when he is in season.

The meals are truly luscious, especially after a Clemson victory. A win means "Super Meal" night, as chefs prepare carved roast beef, steak, lobster, shrimp and many other delicacies.



**Clemson Training Room**



**Lobby, Jervey Athletic Center**



**Fred Hoover has been directing the training aspect of Clemson football players' since 1958.**




**Dining Facility**






Clemson's strength training facility will be expanded to 14,000 square feet by the end of this year.



Clemson's practice fields are adjacent to the Jervey Athletic Center.



The McFadden building meeting rooms have the latest in video technology



Clemson has the latest in rehabilitation equipment.



The new McFadden building is adjacent to the Jervey Athletic Center.



# Running Down the Hill

What has been described as, "the most exciting 25 seconds in college football from a color and pageantry standpoint," actually started out as a matter-of-fact entrance, mainly because of necessity.

The first 20,000 seats in Clemson Memorial Stadium were built and ready for use before the 1942 season. Less than a year before Pearl Harbor was bombed and the United States was at war.

The shortest entry into the stadium was a walk down Williamson Road from Fike Field House's dressing rooms to a gate at the top of the hill behind the east end zone. There were no dressing facilities in the west end zone—only a big clock where the hands turned, and a scoreboard which was operated by hand.

The team would dress at Fike, walk down Williamson Road, come in the gate underneath where the big scoreboard now stands and jog down the hill for its warmup exercises. There was no fanfare, no cannon shot fired, no tiger paw flag, no Tiger Rag played...just the team making its entrance and lining up to do the side straddle hop.

That's pretty much the way things went for the next 25 years.

Either in 1964 or 1965, S.C. Jones, a member of the Clemson class of 1919, made a trip to California. He stopped at a spot in Death Valley, CA, and picked up this white flint rock. He presented it to Coach Frank Howard as being from Death Valley, CA, to Death Valley South Carolina."

The rock laid on the floor in Howard's office in Fike for a year or more. One day Howard was cleaning up his office and he told Gene Willimon, who was the executive secretary of IPTAY, to, "take this rock and throw it over the fence, or out in the ditch...do something with it, but get it out of my office."

Willimon didn't think that was the way a rock should be treated. After all, it had been brought 3000 miles by a very sincere Tiger fan.

By the mid-sixties, Memorial Stadium was pretty well living up to its moniker, Death Valley, because of the number of victories that had been recorded there. Actually, the name was first used by the late Lonnie McMillian, head coach at Presbyterian College in Clinton in the 1940s.

McMillian and the other Blue Hose coaches before him used to open the season each year by coming to Clemson. Seldom scoring (24 shut outs in 39 games) and with only three wins and four ties to show for it, his teams were getting killed by the Tigers regularly. In 1948 McMillian made the comment to the press that he was taking his team to play Clemson in Death Valley.

An occasional reference to Memorial stadium by that name could be heard for the next three or four years, but when Howard started calling it 'Death Valley' in the 1950's, the name took off like wildfire. The Tigers celebrated the 50th season in the 'valley' in 1991.

But getting back to Howard's rock.

The rock was mounted on a pedestal at the top of the hill. It was unveiled September 24, 1966, on a day when Clemson played Virginia. The Tigers were down 18 points with 17 minutes to play and came back to win (40-35) on a 65-yard pass play from Jimmy Addison to Jackey Jackson in the fourth period. That was quite a spectacular debut for that rock.

The team members started rubbing the rock prior to running down the hill September 23, 1967, a day when Clemson defeated Wake Forest, 23-6. Prior to running down the hill that day, Howard told his players: "If you're going to give me 110 percent, you can rub that rock. If you're not, keep your filthy hands off it." Howard told of the incident the next day on his Sunday television show and the story became legend.

When Hootie Ingram succeeded Howard

as head coach prior to the 1970 season, Ingram decided that the team would make its final entrance on the field out of the dressing room in the west end zone. In all home games in 1970 and 1971 and the first four of 1972 when the Tigers did not run down the hill, their record was 6-9. The team decided it wanted to come down the hill once prior to the South Carolina game in 1972. The result, in a cold, freezing rain, was a 7-6 victory when Jimmy Williamson knocked down a two-point conversion attempt which preserved the win.

The Tigers have made the entrance for every home game since 1942, except for the seasons mentioned above—243 times heading into the 1995 season.

After Clemson's final warm-up, the team goes back into its dressing room under the west stands for final game instructions. About 10 minutes before kickoff the team boards two buses, rides around behind the north stands to the east end zone and debarks to the top of the hill behind Howard's Rock.


At the appointed time, the cannon booms and led by a high-flying tiger paw flag, the band forms two lines for the team to run between and strikes up 'Tiger Rag' and the frenzy starts in all sincerity...and usually lasts two and a half to three hours.

It is a tradition that has inspired Clemson players for many years.

"When you get to the bottom, it's like you're in a hole and all around you are nothing but Clemson fans. It's like the crowd is one big voice. You feel like little kings," said Tiger tailback Rodney Blunt.

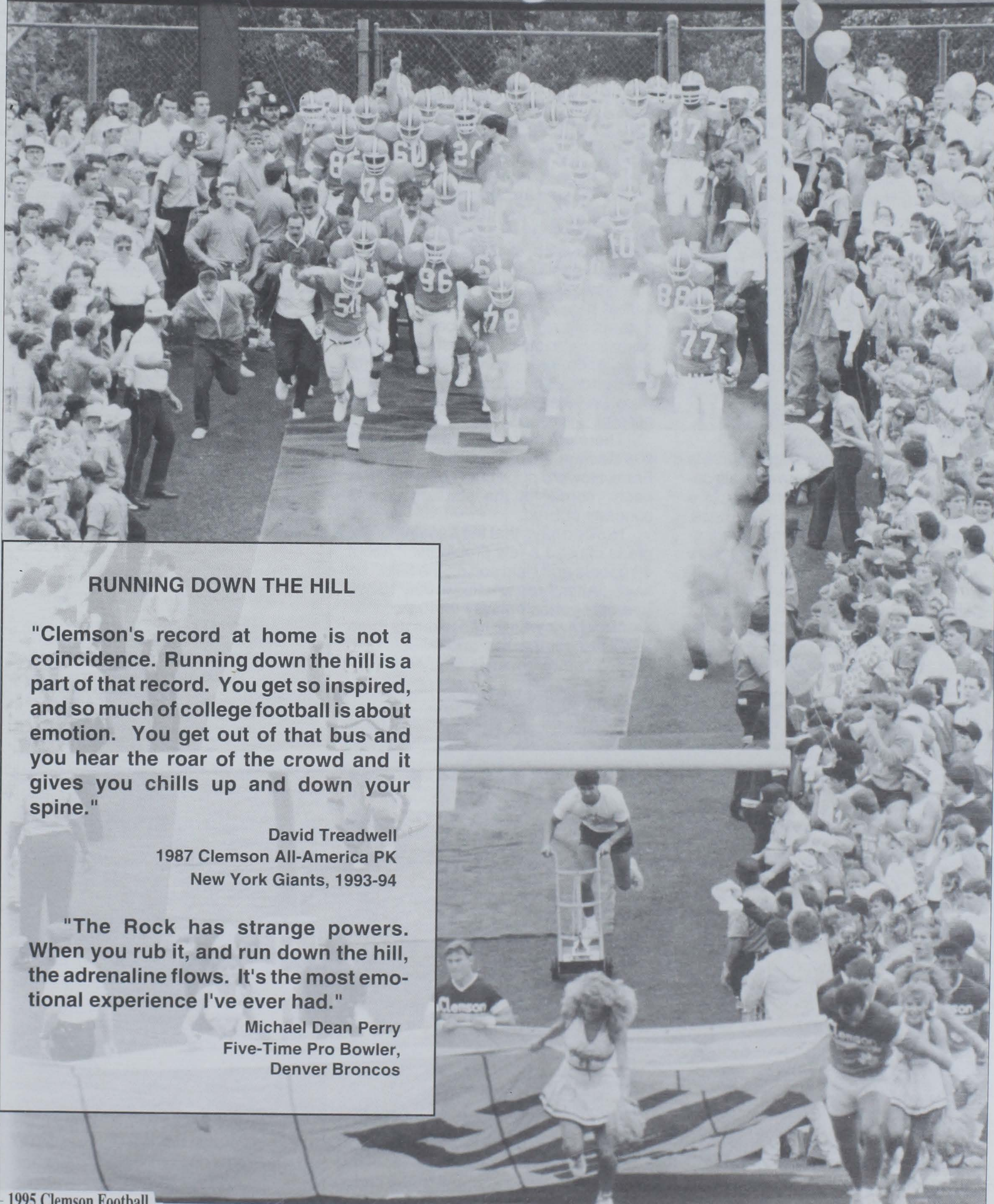
David Treadwell, a 1987 All-American placekicker for Clemson said, "Clemson's record at home is not a coincidence. Running down the hill is a part of that record. You get so inspired, and so much of college football is about emotion. You get out of that bus and you hear the roar of the crowd and it gives you chills up and down your spine."

"Running down the hill is still talked about everywhere I go," said Jerry Butler, an All-American on the 1978 team who went on to a lengthy pro career with the Buffalo Bills. "Players who played against Clemson when I was in college always remember us rubbing that rock and thinking we would gain some type of spirit coming down that hill. The adrenalin rush was unbelievable for a Clemson player and it was quite a shock for the opponent."



Clemson's entrance to Death Valley is one of the most celebrated traditions in college football.





## RUNNING DOWN THE HILL

"Clemson's record at home is not a coincidence. Running down the hill is a part of that record. You get so inspired, and so much of college football is about emotion. You get out of that bus and you hear the roar of the crowd and it gives you chills up and down your spine."

David Treadwell  
1987 Clemson All-America PK  
New York Giants, 1993-94

"The Rock has strange powers. When you rub it, and run down the hill, the adrenaline flows. It's the most emotional experience I've ever had."

Michael Dean Perry  
Five-Time Pro Bowler,  
Denver Broncos



# Memorial Stadium

In 1991, two very special anniversaries in the Clemson football tradition were observed. Not only did the 1991 season mark the 10th anniversary of Clemson's National Championship season, but it also marked the 50th birthday of the place where the Tigers won six games that season: Memorial Stadium.

In the first 53 years of Memorial Stadium, Clemson has a record of 184-67-7, including a 26-5-1 ledger over the last five seasons. Clemson had a 16-game unbeaten streak at home between 1990-92 and has a career winning ratio of 73.0 percent.

The stadium has definitely been good to the Tigers who call it home, but the stadium was constructed against the advice of at least one Clemson coach. Just before head coach Jess Neely left for Rice University after the 1939 season, he gave Clemson a message. "Don't ever let them talk you into building a big stadium," he said. "Put about 10,000 seats behind the Y.M.C.A. That's all you'll ever need'.

Instead of following Coach Neely's advice, however, Clemson officials decided to build the new stadium in a valley on the western part of campus. The place would take some clearing—there were many trees, but luckily there were no hedges.

The crews went to work: clearing, cutting, pouring, and forming. Finally, on September 19, 1942, Clemson Memorial Stadium opened with the Tiger Football team thrashing Presbyterian

College, 32-13. Those 20,000 seats installed for Opening Day would soon grow; and grow and grow. This year Clemson celebrates its 54th year in this outstanding facility.

When the original part of the stadium was built in the early 40's, much of the work was done by scholarship athletes, including many football players. The first staking out of the stadium was done by two members of the football team, A.N. Cameron and Hugh Webb. Webb returned to Clemson years later to be an architecture professor, and Cameron went on to become a civil engineer in Louisiana.

The building of the stadium did not proceed without a few problems. One day during the clearing of the land, one young football player proudly announced that he was not allergic to poison oak. He then commenced to attack the poison oak with a swing blade, throwing the plants to and fro. The next day, however, the boy was swollen twice his size and had to be put in the hospital.

There are many other stories about the stadium including one stating that Frank Howard put a chew of tobacco in each corner of the stadium as the concrete poured.

Howard says that the seeding of the grass caused a few problems. "About 40 people and I laid sod on the field," he says. "After three weeks, on July 15, we had only gotten halfway through.

"I told them that it had taken us three weeks to get that far, and I would give them three more week's pay for how-

ever long it took. I also told them we would have 50 gallons of ice cream when we got through. After that it took them three days to do the rest of the field. Then we sat down in the middle of the field and ate up that whole 50 gallons."

Howard says that on the first day of the first game in the stadium, "the gates were hung at 1:00 pm and we played at 2:00 pm." But that would be all of the construction for a while. Then in 1958, 18,000 sideline seats were added and, in 1960, a total of 5,658 West end zone seats were added in response to increasing attendance. With the large end zone, "Green Grass" section, this expansion increased capacity to about 53,000.

Later, upper decks were added to each side of the stadium as crowds swelled—the first one in 1978 and the second in 1983. This increased capacity to over 80,000 which makes it one of the 10 largest on-campus stadiums in the country.

The effect spiraling inflation has had in this century can be dramatically seen in the differences in stadium construction. The original part of the stadium was built at a cost of \$125,000 or at \$6.25 a seat. The newest upper deck

## What the Opponents Say:

**"The biggest thing is dealing with the noise once the game starts. Clemson fans are among the most enthusiastic in all of football."**

**Bobby Ross, Head Coach  
Georgia Tech 1991**

**"When they (Clemson) ran down the hill, I got so excited I could hardly breathe."**


**Marco Coleman  
Georgia Tech, 1991**

**"Games at Clemson are unreal. You can stand next to each other and talk and can't hear what the other guy is saying. The offense and defense of the opposing team better get used to using hand signals to set formations and get plays off."**

**Bobby Houston  
N.C. State linebacker, 1989**

**"I came in here knowing it would be loud and that Clemson would hit me hard, but to me the noise was the biggest factor. I know I didn't concentrate as well because of it."**


**Herschel Walker  
Georgia tailback, 1981**



Clemson Memorial Stadium is the ninth-largest on-campus stadium in the nation.

Clemson has more luxury boxes than any other college stadium in the nation.





Clemson's home locker room is among the largest in the South.

was finished in 1983 at a cost of \$13.5 million, or \$866 a seat.

Through the years, Memorial Stadium has become known as "Death Valley." It was tagged this by the late Presbyterian coach, Lonnie McMillan. After bringing his P.C. Teams to Clemson for years and getting whipped, McMillan said the place was like Death Valley. A few years later the name stuck.

On November 16, 1974 the playing surface was named Frank Howard Field for the legendary coach because of his long service and dedication to the University.

Athletic Director Bobby Robinson says that Memorial Stadium has many features which makes it a top facility. "One thing that makes it so good is the number of sideline seats," he says. "We don't think there is a bad seat in the house."

"We also have outstanding dressing rooms, press facilities, and ample parking nearby. Another unique feature of the stadium is the number of private boxes."

If Memorial Stadium is expanded again and the capacity is pushed closer to 100,000, there will be room for construction over the west stands, enclosing that end like a horseshoe.

Luckily, the stadium wasn't built behind the Y.



The Ring of Honor and 100 luxury boxes are two of the unique aspects of Memorial Stadium

1995 Clemson Football

#### HOME CROWDS OVER 80,000

Attend	Season	Opponent	Date	Score
85,872	1994	South Carolina	November 19	7-33
84,867	1988	South Carolina	November 19	29-10
84,576	1988	Florida State	September 17	21-24
83,823	1990	South Carolina	November 17	24-15
83,356	1988	Duke	October 15	49-17
83,312	1992	South Carolina	November 21	13-24
83,194	1991	Georgia Tech	September 28	9-7
83,170	1992	Florida State	September 12	20-24
83,127	1990	Georgia	October 6	34-3
82,492	1986	South Carolina	November 22	21-21
82,333	1991	Virginia	October 12	21-21
82,093	1984	South Carolina	November 24	21-22
81,875	1987	Georgia	September 19	21-20
81,569	1989	N.C. State	October 21	30-10
81,550	1989	Georgia Tech	October 14	14-30
81,320	1986	Duke	October 18	35-3
81,066	1990	Duke	November 29	26-7
80,638	1989	Virginia	October 7	34-20
80,620	1988	Furman	September 10	23-3
80,617	1984	Duke	October 20	54-21
80,615	1983	Maryland	November 12	52-27
80,508	1989	Furman	September 2	30-0
80,473	1985	Georgia	September 21	13-20
80,111	1984	North Carolina	October 6	20-12

#### CLEMSON VS. OPPONENTS IN DEATH VALLEY

Team	G	W	L	T	Pct.	Clem. Pts	Opp. Pts
Furman	14	14	0	0	1.000	427	76
The Citadel	7	7	0	0	1.000	202	22
Western Carolina	4	4	0	0	1.000	125	30
Duquesne	3	3	0	0	1.000	128	40
Appalachian St.	3	3	0	0	1.000	122	7
Virginia Military	1	1	0	0	1.000	57	12
Pensacola NAS	1	1	0	0	1.000	7	6
Texas Christian	1	1	0	0	1.000	3	0
Long Beach State	1	1	0	0	1.000	59	0
Temple	1	1	0	0	1.000	37	7
Rice	1	1	0	0	1.000	19	3
Wofford	1	1	0	0	1.000	45	10
Temple	1	1	0	0	1.000	37	7
Ball State	1	1	0	0	1.000	24	10
UT-Chattanooga	1	1	0	0	1.000	54	3
Nevada-Las Vegas	1	1	0	0	1.000	24	14
ETSU	1	1	0	0	1.000	27	0
Virginia	18	17	0	1	.972	500	265
Presbyterian	16	15	1	0	.938	70	66
Wake Forest	29	23	6	0	.793	727	384
Virginia Tech	9	7	2	0	.778	198	85
South Carolina	18	11	6	1	.639	386	277
Duke	17	12	4	1	.735	395	223
North Carolina	18	13	5	0	.722	415	292
Boston College	4	2	1	1	.625	99	71
Georgia Tech	8	6	2	0	.750	157	117
N.C. State	22	13	9	0	.590	386	307
Tulane	2	1	1	0	.500	34	23
Mississippi St.	1	0	0	1	.500	7	7
Villanova	2	1	1	0	.500	38	14
Kentucky	2	1	1	0	.500	34	19
Georgia	14	6	6	2	.500	203	254
Maryland	22	12	10	0	.545	502	325
Auburn	6	2	4	0	.333	111	145
Alabama	2	0	2	0	.000	23	51
Florida St.	3	0	3	0	.000	48	91
G. Washington	1	0	1	0	.000	0	7
Texas A&M	1	0	1	0	.000	15	30
Notre Dame	1	0	1	0	.000	17	21
TOTAL	258	184	67	7	.727	6365	3314

(Note: Tie game is half game won, half game lost.)



# NFL at Clemson in 1995

The Panthers are coming! The Panthers are coming!

By now, every Clemson and local sports fan has heard of the NFL expansion Carolina Panthers decision to play their inaugural home games in Clemson's Death Valley.

On September 13, 1993, Clemson officials headed by Athletic Director Bobby Robinson put together a financial agreement with Richardson Sports that will bring an estimated \$3 million to the athletic department and university. Clemson will net \$1 per ticket toward repayment of the stadium bond that added each of the upper decks in the late '70's and '80's, seven percent of all ticket sales, 10 percent of executive suite sales, and receive a guaranteed \$100,000 academic scholarship. Furthermore, the Panthers will reimburse Clemson University for all pre-game and game-day expenses such as security, traffic and maintenance.

The Panthers decision reaffirms the fact that Clemson has one of the finest and contemporary stadiums in the country. Several factors tipped the scales toward the Tigers in its competition with other stadiums in the Carolinas. First, Death Valley seats at least 9,000 more than any of the others. Secondly, it has 100 luxury boxes which are very important to the NFL and corporations. Finally, the Tigers and the Atlantic Coast Conference were able to work with the Panthers and establish a schedule that will allow the teams to play on different weekends.

The economic benefit to the upstate will be monumental. Gary Ransdell, Clemson's vice-president of Institutional Advancement

and co-chair of the joint city/university NFL Task Force with Clemson Chamber of Commerce President Dan Zielinski, estimates that between \$50 and \$60 million will be pumped into the upstate economy. Area merchants will now have 16 weekends (six Clemson games, eight Panther regular-season games and two Panther exhibition games) to cash in on football. There will now be 16 "football weekends" in Clemson between August 12 and December 17.

As NFL games are televised to places such as Los Angeles, New York and Chicago, the exposure for the university, city and region will be unmatched. Clemson Assistant Athletic Director Tim Match put the opportunity in these words. "We are very excited about the opportunities this brings to showcase the community and the university to the rest of the nation. The exposure that the Tiger Paw, the university and community will receive next fall will be immense." Zielinski echoed this in adding, "This is a tremendous opportunity that will do nothing but positive things for the city of Clemson."

One question that continues to arise is how Clemson is going to handle all those people from out of town. The city is accustomed to accommodating 80,000 fans, but the majority of these are familiar with the campus, the back roads and travel from all directions. A main focus of the local NFL Task Force is several promotional pieces that have been mailed to the Panthers PSL (permanent seat license) owners. Included in these was a "tickler brochure", which has established the town of Clemson as "Panther Central" and

lists places to be on game weekends, things to do and places to stay.

Clemson officials also plan to entice fans into the area on Saturday nights before the Sunday games. "We are working hard to make sure activities are planned for Panther weekends. We will give people reasons to come early and stay late," said Ransdell. These activities include concerts at Littlejohn Coliseum, events in the Brooks Center for the Performing Arts and Clemson athletics like Saturday night soccer, volleyball and early season basketball games. On December 9, Clemson will play host to South Carolina in basketball at Littlejohn Coliseum. The next day the Panthers will play host to the San Francisco 49ers.

Death Valley's official capacity of 81,473, excluding standing room only, gives the Panthers the opportunity to break the all-time NFL single-season attendance record set by the Detroit Lions in 1980. Eight sell outs of Death Valley would give the Panthers a season total of 651,784 fans, breaking the Lions mark by 17,580. Ransdell said, "We (the city, university and Richardson Sports) are committed to a goal of establishing the NFL single-season attendance record." Clemson, South Carolina could be the answer to a great trivia question 20 years from now.

The press box and locker room facilities at Clemson are expected to need few additions according to Charlie Dayton, the Panthers Director of Public Relations. "The press box facility and locker rooms at Clemson are excellent and they will need only minor

Death Valley will be the largest stadium in the NFL in 1995.



Former Clemson linebacker Mark Richardson is Vice President for Operations with the Carolina Panthers.

## NFL Stadium Capacities for 1995

Team	Stadium	City	Capacity
<b>Carolina Panthers</b>	<b>Clemson Mem. Stadium</b>	<b>Clemson, SC</b>	<b>81,473</b>
Detroit Lions	Pontiac Silverdome	Pontiac, MI	80,494
Buffalo Bills	Rich Stadium	Orchard Park, NY	80,290
Cleveland Browns	Cleveland Stadium	Cleveland, OH	78,512
Kansas City Chiefs	Arrowhead Stadium	Kansas City, MO	77,872
New York Giants	Giants Stadium	E. Rutherford, NJ	76,891
New York Jets	Giants Stadium	E. Rutherford, NJ	76,891
Denver Broncos	Mile High Stadium	Denver, CO	76,273
Jacksonville Jaguars	Gator Bowl	Jacksonville, FL	75,000
Tampa Bay Bucs	Tampa Stadium	Tampa, FL	74,315
Phoenix Cardinals	Sun Devil Stadium	Tempe, AZ	73,473
Miami Dolphins	Joe Robbie Stadium	Miami, FL	73,000
Atlanta Falcons	Georgia Dome	Atlanta, GA	71,594
New Orleans Saints	Louisiana Superdome	New Orleans, LA	69,065
Oakland Raiders	Alameda	Los Angeles, CA	67,800
Chicago Bears	Soldier Field	Chicago, IL	66,946
San Francisco 49ers	Candlestick Park	San Francisco, CA	66,503
Seattle Seahawks	The Kingdome	Seattle, WA	66,000
Philadelphia Eagles	Veterans Stadium	Philadelphia, PA	65,356
Dallas Cowboys	Texas Stadium	Irving, TX	65,024
Minnesota Vikings	Humphrey Metrodome	Minneapolis, MN	63,000
Houston Oilers	Astrodome	Houston, TX	62,021
San Diego Chargers	Jack Murphy Stadium	San Diego, CA	60,750
Indianapolis Colts	Hoosier Dome	Indianapolis, IN	60,389
Cincinnati Bengals	Riverfront Stadium	Cincinnati, OH	60,389
New England Patriots	Foxboro Stadium	Foxboro, MA	60,300
Green Bay Packers	Lambeau Field	Green Bay, WI	59,543
Pittsburgh Steelers	Three Rivers Stadium	Pittsburgh, PA	59,030
Washington Redskins	Robert F. Kennedy Stadium	Washington, DC	55,672
St. Louis Rams	Busch Stadium	St. Louis, MO	51,392



modifications. We will need more telephone lines in the press box and taping tables in the locker room, but the actual layouts of the facilities are excellent."

Clemson possessed a bond with the Carolina Panthers and Richardson Sports before the stadium agreement was ever reached or discussed. Mark Richardson, the Vice-President of Operations and youngest son of the owner, played football for the Tigers in the early '80's as an outside linebacker. He had 27 tackles during the 1981 National Championship season, including seven in the 10-8 victory over North Carolina in Chapel Hill. That game was even more special to Mark because his older brother Jon was a wide receiver for the Tar Heels. Father and owner Jerry Richardson played for the Colts in the late '50's and caught a touchdown pass from Johnny Unitas in the 1959 league championship game.

Clemson fans and students will have the opportunity to purchase Panther tickets. Clemson students will have the chance to purchase seats on the hill at just \$8, a great deal that was devised Richardson.

Clemson Associate Athletic Director and Ticket Manager Van Hilderbrand has worked directly with Panther Ticket Manager Phil Youtsey to match up PSL owners seats in Charlotte with seats in Death Valley. "We have taken a layout of their stadium and placed it on top of ours and they have assigned seats to the PSL owners in that fashion," said Hilderbrand. "The problem is that sometimes the seats don't match up due to the differences in the stadiums." Charlotte's Carolinas Stadium, which will be completed in time for the 1996 season, will be a circular construction with a seating capacity of 72,300.

The Panther PSL owners had the first chance to buy season tickets for the games at Death Valley but they can pass and not lose any rights to their tickets for the 1996 season in Charlotte. After the PSL owners, the general public had an opportunity to purchase season tickets.

The Panthers will play the Denver Broncos on August 12 at 7:30 PM (the only Panthers night game of the year) and the New York Giants two weeks later. The first game will bring former Clemson All-American and ACC MVP Michael Dean Perry back to Death Valley. The second contest will feature Herschel Walker's return to the site of his only regular season loss as a Georgia Bulldog. Clemson defeated his defending National Champion Bulldogs 13-3 in an epic battle in 1981. The contest vaulted Clemson to the National Championship.

With the NFL coming to Clemson, many ex-Tiger greats will have one last opportunity to play in Death Valley. Former Clemson center Curtis Whitley is listed as the Panthers number-one center, while Larry Ryans, one of Clemson's top receivers in 1990-93, is a flanker on the Panthers roster. Also slated to play in Death Valley this Fall are former Tigers Robert O'Neal (Indianapolis Colts), Michael Dean Perry (Denver Broncos), Rudy Harris (Tampa Bay Bucs), and Dexter Davis (St.

## Death Valley To Play Host to NFL

Clemson will be the 11th on-campus college facility that will be used as the home for an NFL or AFL franchise over the course of a season. This list includes Huskie Stadium in Washington, as the Seattle Seahawks played some of their games last year at the University of Washington while the Kingdome roof was being repaired. Here is a list (alphabetically by franchise) of on-campus facilities that have been used by professional franchises.

### College Stadiums and the NFL

Franchise	Years	Facility	School
<b>Carolina Panthers</b>	<b>1995</b>	<b>Memorial Stadium</b>	<b>Clemson</b>
Cincinnati Bengals	1968-69	Nippert Stadium	Cincinnati
Detroit Lions	1934-37	Detroit Stadium	Detroit
Houston Oilers	1965-67	Rice Stadium	Rice
New England Patriots	1960-62	Nickerson Field	Boston University
	1969	Alumni Stadium	Boston College
New Orleans Saints	1967-74	Tulane Stadium	Tulane
New York Giants	1973-74	Yale Bowl	Yale
Philadelphia Eagles	1958-70	Franklin Field	Pennsylvania
Phoenix Cardinals	1988-pres	Sun Devil Stadium	Arizona State
Pittsburgh Steelers	1964-69	Pitt Stadium	Pittsburgh
Seattle Seahawks	1994	Huskie Stadium	Washington

Louis Rams). Additionally, three of Clemson's 1994 senior linebackers, Tim Jones, Darnell Stephens and Wardell Rouse, all will get a shot at the Tampa Bay roster, a team that will come to Death Valley on October 1. Those former Tigers certainly would receive an ova-


tion from the Panther crowd.

So Clemson is excited to have the NFL at Death Valley in 1995. Who would have ever believed that a team named Carolina could receive such a warm and gracious welcome into Death Valley?

### FOOTBALL GAMES IN DEATH VALLEY IN 1995

Date	Day	Game	Time
Aug.12	Sat.	Panthers vs. Denver Broncos	7:30 PM
Aug.26	Sat.	Panthers vs. New York Giants	4:30 PM
Sept.2	Sat.	Clemson vs. Western Carolina	1:00 PM
Sept.9	Sat.	Clemson vs. Florida State	12:00 Noon
Sept.17	Sun.	Panthers vs. St. Louis Rams	1:00 PM
Sept.23	Sat.	Clemson vs. Virginia	12:00 Noon
Oct.1	Sun.	Panthers vs. Tampa Bay Bucs	1:00 PM
Oct.7	Sat.	Clemson vs. Georgia	6:39 PM
Oct.15	Sun.	Panthers vs. New York Jets	4:00 PM
Oct.22	Sun.	Panthers vs. New Orleans Saints	1:00 PM
Nov.4	Sat.	Clemson vs. North Carolina	*TBA
Nov.11	Sat.	Clemson vs. Duke	*TBA
Nov.19	Sun.	Panthers vs. Arizona Cardinals	1:00 PM
Dec.3	Sun.	Panthers vs. Indianapolis Colts	1:00 PM
Dec.10	Sun.	Panthers vs. San Francisco 49ers	1:00 PM
Dec.17	Sun.	Panthers vs. Atlanta Falcons	1:00 PM

\*Last 2 Clemson games will be 1:00 PM games if not moved for TV





## DONNELL WOOLFORD

Defensive Back

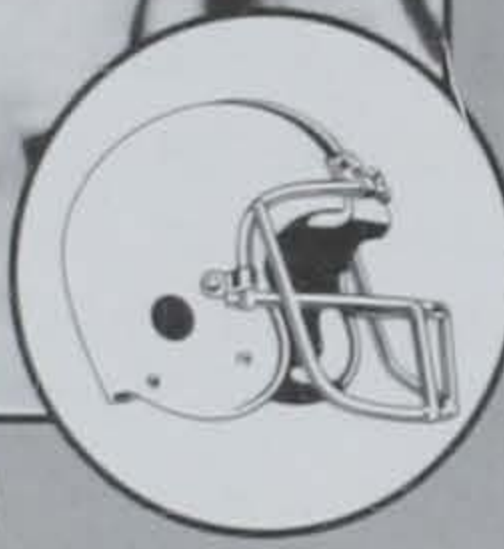



**Chicago Bears**

Pro Bowl Selection, 1993  
1987-88 Clemson All-American

## MICHAEL DEAN PERRY

Defensive Tackle



**Cleveland Browns**


Pro Bowl, 1989-90-91-93-94  
1987 Clemson All-American

### CLEMSON PLAYERS IN THE NFL, 1994

No	Name	Team	Pos	Exp
21	Terry Allen	Minnesota	TB	4th
96	Brentson Buckner	Pittsburgh	DT	1st
21	Dexter Davis	LA Rams	CB	4th
17	Chris Gardocki	Chicago	P	4th
40	Rudy Harris	Tampa Bay	FB	2nd
36	Jerome Henderson	Buffalo	CB	4th
85	Keith Jennings	Chicago	TE	5th
43	Tracy Johnson	Seattle	FB	6th
55	John Johnson	Cincinnati	OLB	4th
99	Levon Kirkland	Pittsburgh	LB	3rd
91	Chester McGlockton	LA Raiders	DT	3rd
92	Ed McDaniel	Minnesota	LB	3rd
15	Robert O'Neal	Indianapolis	FS	2nd
92	Michael Dean Perry	Cleveland	DT	7th
72	William Perry	Philadelphia	DT	10th
86	Larry Ryans	Detroit	WR	1st
96	Ashley Sheppard	Minnesota	OLB	2nd
49	Wayne Simmons	Green Bay	OLB	2nd
27	James Trapp	LA Raiders	CB	2nd
9	David Treadwell	New York	PK	6th
64	Curtis Whitley	San Diego	C	3rd
21	Donnell Woolford	Chicago	CB	6th

## DAVID TREADWELL

Placekicker



**New York Giants**

Pro Bowl 1989  
1987 Clemson All-American

## CHESTER MCGLOCKTON

Defensive Tackle



**Oakland Raiders**

Pro Bowl 1994  
Clemson 1989-91

### CLEMSON PRO BOWL SELECTIONS


1952 -	Ray Mathews, HB, Pittsburgh
1953 -	Ray Mathews, HB, Pittsburgh
1955 -	Ray Mathews, HB, Pittsburgh
1960 -	Bill Mathis, RB, New York Jets
1962 -	Bill Hudson, DT, San Diego Chargers
1963 -	Bill Mathis, RB, New York Jets
1976 -	Charlie Waters, DB, Dallas Cowboys
1977 -	Charlie Waters, DB, Dallas Cowboys
1978 -	Charlie Waters, DB, Dallas Cowboys
1980 -	Jerry Butler, WR, Buffalo Bills
1981 -	Dwight Clark, WR, San Francisco 49ers
1982 -	Dwight Clark, WR, San Francisco 49ers
1983 -	Dwight Clark, WR, San Francisco 49ers
	Jeff Bostic, C, Washington Redskins
1985 -	Kevin Mack, RB, Cleveland Browns
	Dale Hatcher, P, Los Angeles Rams
1987 -	Kevin Mack, RB, Cleveland Browns
1988 -	Johnny Rembert, LB, N. England Patriots
	Terry Kinard, FB, New York Giants
1989 -	Michael Dean Perry, DT, Cleveland Browns
	David Treadwell, PK, Denver Broncos
	Johnny Rembert, LB, N. England Patriots
1990 -	Michael Dean Perry, DT, Cleveland Browns
1991 -	Michael Dean Perry, DT, Cleveland Browns
1993 -	Michael Dean Perry, DT, Cleveland Browns
	Donnell Woolford, Chicago Bears
1994 -	Michael Dean Perry, DT, Cleveland Browns
	Chester McGlockton, DT, L.A. Raiders





## CHRIS GARDOCKI

Punter




Indianapolis Colts

NFL Net Punting Leader, 1992

## WAYNE SIMMONS

Outside Linebacker




Green Bay Packers

First-Round Pick, 1993

## ED MCDANIEL

Linebacker




Minnesota Vikings

Vikings Top Tackler, 1994

## CURTIS WHITLEY

Center




Carolina Panthers

Panthers Starting Center, 1995

## LEVON KIRKLAND

Linebacker




Pittsburgh Steelers

Steelers 2nd Leading Tackler, 1994

## TERRY ALLEN

Running Back



Washington Redskins

1,000-yard Rusher - 1992, 1994

Clemson had players on 16 different NFL teams in 1994.





# 1994 Pro Player Stats at Clemson

## TERRY ALLEN, TB (Minnesota Vikings)

Year	GP-GS	Plays	Att	Yds	Avg	TD	LG	Rec	Yds	Avg
1987	11-6	423	183	973	5.3	8	27	10	80	8.0
1988	12-12	545	216	1192	5.5	10	63	10	125	12.5
1989	8-5	234	124	613	4.9	10	73	3	38	12.7
Totals	31-23	1202	523	2778	5.3	28	73	23	243	10.6

## BRENTSON BUCKNER (Pittsburgh Steelers)

Year	GP-GS	Plays	Hits	Asts	Tot TL-Yds	Sacks	PBU	QP	CF-RF
1990	10-0	137	15	13	28	4-11	2-8	0	0 0-0
1991	12-12	441	34	22	56	10-54	5.5-46	1	7 1-0
1992	11-11	564	47	38	85	18-72	8-48	4	13 1-1
1993	11-11	540	46	38	84	14-55	6.5-42	4	24 1-0
Totals	44-34	1682	142	111	253	46-192	22-144	9	44 3-1

## DEXTER DAVIS, CB (Los Angeles Rams)

Year	GP-GS	Plays	Tot Hits	Ast	TL-Yds	PBU	CF-RF	Int-Yds	PR-Yds
1988	11-7	489	36	23	13	4-6	10	1-1	1-0 0-0
1989	12-12	643	55	33	22	2-2	13	2-1	3-(-5) 5-40
1990	12-12	648	36	25	11	0-0	9	0-1	6-32 32-229
Totals	35-31	1780	127	81	46	6-8	32	3-3	10-27 37-269

One fumble return and one interception return for touchdowns in 1990

## CHRIS GARDOCKI, P-PK (Chicago Bears)

### Placekicking

Year	GP-GS	0-29	30-39	40-49	+50	Tot	PAT	LK	Pts	KO	TB
1988	12-12	6-7	7-11	4-8	2-6	19-32	1-1	52	58	1	0
1989	12-12	10-10	2-5	10-13	0-1	22-29	41-41	49	107	32	9
1990	12-12	8-8	7-9	4-5	3-6	22-28	30-30	57	96	66	24
Totals	36-36	24-25	16-25	18-26	5-13	63-89	72-72	57	261	99	33

### Punting

Year	No.	Yds	-20	+50	Ret-Yd	LP	HB	Net	Avg
1988	45	1924	7	8	23-206	66	0	38.1	42.76
1989	48	2062	15	7	16-171	63	0	39.4	42.96
1990	58	2580	12	15	33-300	78	1	39.3	44.48
Totals	151	6566	34	30	72-677	78	1	39.1	43.48

## ERIC GETER, CB (Las Vegas Posse)

Year	GP-GS	PL	Hits	Ast	Tot	PBU	KOR-Yds	Int-Yds
1989	12-0	119	7	9	16	2	0-0	2-56
1990	12-0	209	19	11	30	3	6-111	0-0
1991	12-12	694	27	14	41	5	0-0	0-0
1992	11-11	700	26	14	40	8	0-0	2-54
Totals	47-23	1722	79	48	127	18	6-111	4-110

## VANCE HAMMOND, DT (Sacramento Gold Rush)

Year	GP-GS	Plays	Hits	Ast	Tot TL-Yds	Sacks	PBU	CF-RF	QP
1987	8-0	85	4	2	6	1-5	1-5	0	0-0 2
1988	12-7	354	21	28	49	8-21	2-9	0	0-0 4
1989	12-12	488	24	33	57	5-21	1-4	1	0-0 13
1990	12-12	545	36	33	69	13-75	8.5-63	0	1-0 18
Totals	44-31	1472	85	96	181	27-122	12.5-81	1	1-0 37

## RUDY HARRIS, FB (Tampa Bay Buccaneers)

Year	GP-GS	Att.	Yds	Avg.	TD	Lg	Rec	Yds	KD
1990	11-3	84	373	4.4	3	30	6	60	22
1991	12-5	114	524	4.6	9	59	3	16	70
1992	8-6	67	310	4.6	4	34	1	0	34
Totals	31-14	265	1207	4.5	16	59	10	76	126

## JEROME HENDERSON, CB (Buffalo Bills)

Year	GP-GS	Plays	Hit	Ast	Tot Int-Yds	PBU	CF-RF	PR-Yds
1987	12-0	58	4	1	5	1-10	0	0-0 0-0
1988	12-1	247	15	3	18	0-0	3	1-0 1-5
1989	12-12	584	26	11	37	2-21	14	0-0 0-0
1990	11-11	528	20	9	29	1-8	8	0-1 5-46
Totals	47-24	1417	65	24	89	4-39	25	1-1 6-51

## KEITH JENNINGS, WR (Chicago Bears)

Year	GP-GS	Rec	Yds	Avg	TD	LG
1985	12-1	7	103	14.7	1	21
1986	11-1	10	142	14.2	0	25
1987	12-10	31	475	15.3	0	31
1988	12-12	30	397	13.2	1	27
Totals	47-24	78	1117	14.3	2	31

## JOHN JOHNSON, OLB (Cincinnati Bengals)

Year	GP-GS	Plays	Hits	Ast	Tot TL-Yds	Sk-Yds	PBU	CF-RF	QP
1987	12-4	388	25	27	52	6-36	4.5-26	2	1-0 11
1988	12-5	384	21	29	50	7-41	4-36	0	1-0 9
1989	12-11	518	29	39	68	2-13	2-13	2	1-0 13
1990	12-12	476	29	19	48	8-32	4.5-16	1	2-2 11
Totals	48-32	1766	104	114	218	23-122	15-91	5	5-2 44

Note: One interception for 0 yards in 1990

## TRACY JOHNSON, FB (Seattle Seahawks)

Year	GP-GS	Att	Yds	Avg	TD	LG	Rec	Yds	Avg
1985	9-2	39	197	5.1	1	22	2	24	12.0
1986	11-3	106	284	3.6	5	32	2	30	15.0
1987	12-7	119	557	4.7	9	38	2	20	10.0
1988	11-10	113	441	3.9	8	26	0	0	0.0
Totals	43-22	377	1479	4.2	23	38	6	74	12.3

## LEVON KIRKLAND, OLB (Pittsburgh Steelers)

Year	GP-GS	Plays	Hits	Ast	Tot TL-Yds	Sacks	PBU	CF-RF	QP	Int-Yds
1988	12-7	446	38	33	71	9-70	5.5-62	2	2-1 6	1-22
1989	12-12	463	38	39	77	9-70	6.5-64	7	2-3 16	3-47
1990	12-12	483	30	28	58	10-30	1.5-15	8	2-1 18	0-0
1991	12-12	536	47	20	67	12-55	5.5-35	6	1-2 15	0-0
Totals	48-43	1928	153	120	273	40-225	19-176	23	7-7 55	4-69

## ED MCDANIEL, LB (Minnesota Vikings)

Year	GP-GS	Plays	Hits	Ast	Tot TL-Yds	Sacks	CF-RF	PBU	Int-Yds
1988	12-9	570	62	42	104	4-11	0-0	3-1	4 0-0
1989	12-6	363	32	30	62	3-4	0-0	1-0	5 0-0
1990	12-12	547	75	34	109	13-53	1-13	4-2	2 1-10
1991	12-11	554	72	42	114	10-22	0-0	2-1	3 0-0
Totals	48-38	2034	241	148	389	30-90	1-13	10-4	14 1-10


## CHESTER MCGLOCKTON, DT (Los Angeles Raiders)

Year	GP-GS	Plays	Hits	Ast	Tot TL-Yds	Sacks	CF-RF	PBU	QP
1989	12-0	238	19	12	31	10-50	7-46	3-1	1 11
1990	11-8	331	38	20	58	11-56	6.5-43	4-1	0 10
1991	12-9	453	47	15	62	18-61	7-38	1-1	3 17
Totals	35-17	1022	104	47	151	39-167	20.5-127	8-3	4 38

Note - List consists of players who were on rosters during the 1994 season.


1995 Clemson Football

Clemson had 26 former players in pro football last year.



Jerome Henderson is in his fifth NFL season.





Tracy Johnson has been in the NFL since 1989.

**ROBERT O'NEAL, FS (Indianapolis Colts)**

Year	GP-GS	PL	Hit	Ast	Tot	PBU	Int-Yds	CF-RF	PR-Yds
1989	12-5	477	27	26	53	9	8-96	0-1	0-0
1990	12-12	662	31	29	60	8	0-0	1-1	13-109
1991	12-12	709	42	17	59	11	2-0	1-0	15-156
1992	11-11	699	54	26	80	9	2-23	0-0	17-145
Totals	47-40	2547	154	98	252	37	12-119	2-2	45-410

**MICHAEL DEAN PERRY, DT (Cleveland Browns)**

Year	GP-GS	Tot	Hits	Ast	TL-Yd	Sk-Yd	CF-RF	PBU
1984	11-10	75	48	27	15-63	7-37	3-0	1
1985	7-6	34	19	15	7-20	2-5	1-0	6
1986	12-5	56	31	25	15-84	9-60	0-0	5
1987	11-11	74	52	22	24-128	10-86	1-0	3
Totals	41-32	239	150	89	61-295	28-188	5-0	15

**WILLIAM PERRY, MG (Philadelphia Eagles)**

Year	GP-GS	Tot	Hit	Ast	TL-Yd	Sk-Yd	CF-RF	PBU	BK
1981	12-4	48	33	15	9-50	4-44	1-2	0	0
1982	11-7	52	30	22	9-66	5-38	3-1	0	0
1983	11-4	61	38	23	15-67	6-40	2-1	1	0
1984	11-11	100	67	33	27-111	10-69	2-3	1	1
Totals	45-26	261	168	93	60-294	25-191	8-7	2	1

**REGGIE PLEASANT, CB (Toronto Argonauts)**

Year	GP-GS	Tot	Hit	Ast	TL-Yds	PBU	CF-RF	Int-Yds	PR-Yds
1982	11-6	35	22	13	1-7	3	0-1	1-1	0-0
1983	10-4	26	14	12	0-0	4	0-0	2-3	0-0
1984	11-11	56	32	24	1-2	14	3-0	2-0	28-173
Totals	32-21	117	68	49	2-9	21	3-1	5-4	28-173

**LARRY RYANS, WR (Detroit Lions)**

Year	GP-GS	PL	Rec	Yds	Avg	TD	LG	Att-Yds-Avg-TD-LG	KOR
1989	12-0	76	10 tackles and 2 PBUs as a defensive back						
1990	12-4	418	12	113	9.4	1	40	14-105-7.5-0-33	8-162
1991	12-11	518	20	273	13.7	1	38	13-116-8.9-1-25	14-319
1992	11-9	405	10	145	14.5	0	45	9-93-10.3-1-45	4-51
Totals	47-24	1417	42	531	12.6	2	45	36-314-8.7-2-45	26-532

**ASHLEY SHEPPARD, OLB (Minnesota Vikings)**

Year	GP-GS	Tot	Hit	Ast	TL-Yds	Sk-Yd	CF-RF	QP	QP
1989	12-0	25	17	8	0-0	0-0	0-0	2	3
1990	12-0	48	27	21	10-49	4-35	0-0	5	3
1991	12-6	52	32	20	5-14	3-11	1-1	4	7
1992	11-11	65	48	17	14-90	8.5-67	2-0	2	7
Totals	47-17	190	124	66	29-153	15.5-113	3-1	13	20

**WAYNE SIMMONS, OLB (Green Bay Packers)**

Year	GP-GS	Tot	Hit	Ast	TL-Yds	Sk-Yd	PBU	QP	Int-Yds
1989	12-1	59	30	29	10-49	5.5-40	6	6	1-73
1990	12-0	41	22	19	4-14	1-2	3	7	1-0
1991	12-6	49	36	13	11-60	6-45	3	9	0-0
1992	9-9	57	40	17	11-43	6.5-35	5	4	0-0
Totals	45-16	206	128	78	36-166	19-122	17	26	2-73

**JAMES TRAPP (Los Angeles Raiders)**

Year	GP-GS	Tot	Hit	Ast	TL-Yds	PBU	Int-Yds
1989	11-0	15	7	8	0-0	0	0-0
1990	11-0	18	10	8	1-4	1	0-0
1991	7-0	17	13	4	0-0	2	0-0
1992	10-5	28	20	8	1-8	3	1-39
Totals	39-5	78	50	28	2-12	6	1-39

**DAVID TREADWELL, PK (New York Giants)**

Year	GP-GS	0-29	30-39	40-49	+50	Tot	PAT	LK	Pts
1985	11-11	4-6	8-8	5-8	0-2	17-24	25-25	49	76
1986	12-12	7-7	3-5	2-8	0-0	12-20	34-34	46	70
1987	11-11	7-8	7-8	4-6	0-0	18-22	33-34	43	87
Totals	34-34	18-21	18-21	11-22	0-2	47-66	92-93	49	233

**CURTIS WHITLEY, C (San Diego Chargers)**

Year	GP-GS	Plays	KD
1988	8-0	77	6
1990	11-9	630	45
1991	11-0	369	25
Totals	30-9	1076	76


**DERRICK WITHERSPOON, TB (Shreveport Pirates)**

Year	GP-GS	Plays	Att	Yds	Avg.	TD	Lg	Rec	Yds	Lg
1990	10-0	144	42	261	6.2	1	81	6	69	56
1991	10-0	116	35	125	3.6	2	14	13	94	28
1992	10-0	93	16	56	3.5	0	15	11	73	29
1993	12-7	474	111	519	4.7	2	89	7	71	34
Totals	42-7	827	204	961	4.7	5	89	37	307	56

**DONNELL WOOLFORD, CB (Chicago Bears)**

Year	GP-GS	Tot	Hits	Ast	TL-Yd	Int-Yd	PR-Yd	Avg	PBU
1985	12-0	21	12	9	0-0	1-34	1-14	14.0	2
1986	11-11	53	37	16	3-3	3-(-8)	25-203	8.1	12
1987	12-12	52	38	14	4-8	5-0	23-345	15.0	15
1988	12-12	61	45	16	5-18	1-0	29-192	6.6	15
Totals	47-35	187	132	55	12-29	10-26	78-754	9.6	44

Note: Had one sack for eight yards in 1987; had two punt returns for TDs in 1987; had three caused fumbles in 1988; had one blocked kick in 1985 and 1988.



Ashley Sheppard is in his third year with Minnesota.



# Former NFL Stars

## JEFF BOSTIC

Center




Washington Redskins

Pro Bowl 1983  
3-Time Super Bowl Champion

## JERRY BUTLER

Wide Receiver




Buffalo Bills

AFC Rookie-of-the-Year, 1979  
AFC Pro Bowl WR, 1980

## JOHNNY REMBERT

Linebacker




New England Pats

Pro Bowl 1988-89

## TERRY KINARD

Free Safety



New York Giants

Super Bowl Champion, 1986  
NFC Pro Bowl safety, 1988

## DWIGHT CLARK

Receiver




San Francisco 49ers

NFL Player-of-the-Year, 1983  
Two-Time Super Bowl Champion  
Had #87 retired by the 49ers

## CHARLIE WATERS

Defensive Back



Dallas Cowboys


All-Pro, 1977-78  
Super Bowl Champion, 1971-77  
Member of Cowboys Ring of Honor

Fifteen different former Clemson players have played in the Pro Bowl.



# The National Championship Season

- ✓ Clemson was the only team in the 1981 season to have a perfect 12-0 record and was the only team to defeat three other AP Top 10 teams.
- ✓ Clemson was the most improved team in the nation in 1981, going from a 6-5 ledger in 1980 to the 12-0 mark in 1981.
- ✓ Jeff Davis was named ACC Most Valuable Player, led the league in tackles with 175, and was a first-team All-American by Kodak, UPI, Football Writers, and **Football News**.
- ✓ Perry Tuttle was a first-team All-American by NEA and **Sporting News** and became Clemson's career leader in receptions and reception yardage.
- ✓ Jeff Bryant was named a second-team All-American by **Football News** and was the number-six selection of the NFL draft. He played for 12 years with the Seattle Seahawks.
- ✓ Terry Kinard was a first-team AP All-American as a junior in 1981 and was also chosen by the Football Writers Association and Newspaper Enterprise Association.
- ✓ Homer Jordan was named first-team All-ACC and was the offensive MVP of the Orange Bowl.
- ✓ Danny Ford was named National Coach-of-the-Year by Football Writers Association, UPI, Kodak, WTBS-TV, and Washington Touchdown Club. He became the youngest coach to win the national championship (33).
- ✓ Clemson had eight All-ACC selections, more than any other team.
- ✓ Clemson defeated Georgia 13-3 in the third week of the season. The Bulldogs were the defending national champions and ranked fourth in the nation entering the game.
- ✓ The Tigers defeated Wake Forest 82-24 on Halloween and broke 21 school, conference or stadium records in the process. Included in the records was a 756 figure for total offense, 536 in rushing yards.
- ✓ Clemson ranked second in the nation in scoring defense, seventh in



Homer Jordan gained 180 yards in total offense in gaining MVP honors in Clemson's Orange Bowl win over Nebraska.

- total defense, eighth in rushing defense and sixth in turnover margin. Homer Jordan was 12th in passing efficiency, Dale Hatcher was 19th in punting, and Terry Kinard was 15th in interceptions.
- ✓ Clemson won the ACC Game-of-the-Century over North Carolina in Chapel Hill. The Tigers and Tar Heels met in the only meeting of Top 10 teams in ACC history, and Clemson came out on top 10-8. Clemson moved up to number-two in the nation with the victory.
- ✓ The Tigers won their first national title in any sport with the 22-15 victory over Nebraska in the 1982 Orange Bowl. Homer Jordan hit 11-22 passes and had 180 yards in total offense in leading Clemson to the victory. The Clemson defense allowed just one Nebraska completion in the second half. Clemson was named National Champion by every postseason poll.

1981 Results				
Date	CU-Opp	W-L	Site	Opponent
S. 5	45-10	W	H	Wofford
S. 12	13-5	W	A	Tulane
S. 19	13-3	W	H	Georgia (NR-4)
O. 3	21-3	W	A	Kentucky (14-NR)
O. 10	27-0	W	H	Virginia (9-NR)
O. 17	38-10	W	A	Duke (6-NR)
O. 24	17-7	W	H	N.C. State (4-NR)
O. 31	82-24	W	H	Wake Forest (3-NR)
N. 7	10-8	W	A	N. Carolina (2-8)
N. 14	21-7	W	H	Maryland (2-NR)
N. 21	29-13	W	A	S. Carolina (2-NR)
J. 1	22-15	W	N1	Nebraska (1-4)
N1 at Orange Bowl, Miami, FL				
Note: ( ) denotes, CU, Opp rank entering the game				


Clemson was the only team in the nation to post a perfect 12-0 record in 1981.



# Landmark Victories



Clemson's defense was outstanding in its national championship clinching victory over Nebraska.



Clemson kept Oklahoma's high powered offense out of the endzone in the 1989 Citrus Bowl.

## SIX BOWL VICTORIES SINCE 1986!

Season	Bowl	Opponent	Score	MVP
1986	Gator	Stanford	27-21	Rodney Williams, QB
1987	Florida Citrus	Penn State	35-10	Rodney Williams, QB Dorian Mariable, LB
1988	Florida Citrus	Oklahoma	13-6	Terry Allen, TB Jesse Hatcher, OLB
1989	Gator	West Virginia	27-7	Levon Kirkland, OLB
1990	Hall of Fame	Illinois	30-0	DeChane Cameron, QB
1993	Peach	Kentucky	14-13	Emory Smith, FB Brentson Buckner, DT

## LANDMARK VICTORIES IN RECENT SEASONS

Year	St	Score	Opponent (Rk)
1978	A	28-24	Maryland (11th)
	N1	17-15	Ohio State (20th)
1979	A	16-10	Notre Dame
1980	H	27-6	S. Carolina (14th)
1981	H	13-3	Georgia (4th)
	A	10-8	N. Carolina (8th)
	N2	22-15	Nebraska (4th)
1982	A	24-22	Maryland (18th)
1983	A	16-3	N. Carolina (10th)
	H	52-27	Maryland (11th)
1986	A	31-28	Georgia (14th)
	N1	27-21	Stanford (20th)
1987	H	21-20	Georgia (18th)
	N3	35-10	Penn State (20th)
1988	N3	13-6	Oklahoma (10th)
1989	A	34-23	Florida St. (16th)
	H	30-10	N.C. State (12th)
	N1	27-7	W. Virginia (17th)
1990	N4	30-0	Illinois (18th)
1991	H	9-7	Ga. Tech (19th)
	H	29-19	N.C. State (12th)
1992	A	29-28	Virginia (10th)
	H	40-7	N. Carolina (18th)
1993	H	23-14	Virginia (16th)
	N5	14-13	Kentucky
1994	A	28-17	N. Carolina (19th)


Rk - denotes opponent's rank entering game with Clemson; N1 - at Gator Bowl; N2 - at Orange Bowl; N3 - at Citrus Bowl; N4 - at Hall of Fame Bowl; N5 Peach Bowl



Clemson handed Penn State its worst bowl loss in history in the 1988 Citrus Bowl.

Clemson has defeated at least one top 25 team nine straight seasons.






## FACTS ON CLEMSON FOOTBALL IN ITS FIRST 99 YEARS

- \*1981 Unanimous National Champions\*
- \*12 Bowl Wins, 13th highest total in College Football History\*
- \*A 63 percent winning percentage in bowl games, 8th best in College football history\*
- \*12 outright ACC Championships, twice as many as any other team\*
- \*Has more ACC wins (161) than any other ACC team\*
- \*148 first-team All-ACC selections, more than any other school\*
- \*19 Top 25 Seasons, including seven in the last nine years\*
- \*16 First-round Draft Choices, more than any ACC school\*
- \*Has had 158 total players drafted, and 110 have played in the NFL\*
- \*Has had 33 wins over ranked teams since ACC was founded in 1953, more than any other ACC team\*
- \*14 Different Players who have won a total of 21 Super Bowl Championship Rings\*
- \*At Least 18 former Players (including 22 in 1994) on NFL Rosters in each of the last 15 years\*
- \*26 Pro Bowl Selections for 15 different players\*
- \*46 All-Americans, including at least one in 18 of the last 19 years\*
- \*9 Academic All-Americans\*
- \*Has played in 130 televised games over the years\*
- \*Has won 531 games in its history, including 144 over the last 17 years, an average of 8.5 per year\*

Clemson has averaged 8.5 wins per season over the last 17 years.



Tracy Johnson scores one of his three TDs in Clemson's 35-10 win over Penn State in the 1988 Citrus Bowl.



Clemson has 12 bowl wins, 13th highest total in college football history.

### Clemson's Bowl History (12-7)

Year	Bowl	Site	Opponent	W L	Score
1939	Cotton	Dallas, TX	Boston College	W	6-3
1948	Gator	Jacksonville, FL	Missouri	W	24-23
1950	Orange	Miami, FL	Miami (FL)	W	15-14
1951	Gator	Jacksonville, FL	Miami (FL)	L	0-14
1956	Orange	Miami, FL	Colorado	L	21-27
1958	Sugar	New Orleans, LA	LSU	L	0-7
1959	Bluebonnet	Houston, TX	TCU	W	23-7
1977	Gator	Jacksonville, FL	Pittsburgh	L	3-34
1978	Gator	Jacksonville, FL	Ohio State	W	17-15
1979	Peach	Atlanta, GA	Baylor	L	18-24
1982	Orange	Miami, FL	Nebraska	W	22-15
1985	Independence	Shreveport, LA	Minnesota	L	13-20
1986	Gator	Jacksonville, FL	Stanford	W	27-21
1987	Citrus	Orlando, FL	Penn State	W	35-10
1988	Citrus	Orlando, FL	Oklahoma	W	13-6
1989	Gator	Jacksonville, FL	West Virginia	W	27-7
1990	Hall of Fame	Tampa, FL	Illinois	W	30-0
1991	Citrus	Orlando, FL	California	L	13-37
1993	Peach	Atlanta, GA	Kentucky	W	14-13

### Winningest Bowl Teams

(Percentage Basis, min 15 games)

	School	Record	Pct
1.	Georgia Tech	17-8	.680
2.	Florida State	14-7-2	.652
3.	Notre Dame	13-7	.650
4.	Southern Cal	24-13	.649
5.	Penn State	19-10-2	.645
6.	Oklahoma	20-11-1	.641
7.	Arizona St.	9-5-1	.633
8.	<b>Clemson</b>	<b>12-7</b>	<b>.632</b>
9.	Alabama	27-17-3	.606
10.	Washington	12-8-1	.595



## How the Tigers Rank Nationally in the Last 9 Years

### Most AP Top 25 Seasons 1986-94


Miami (FL) .....	9
Nebraska .....	9
Michigan .....	9
Texas A & M .....	8
Florida State .....	8
<b>Clemson</b> .....	7
Notre Dame .....	7
Alabama .....	7
Tennessee .....	7

### Most Seasons Winning at least 75% 1986-94

Miami (FL) .....	9
Nebraska .....	9
Florida State .....	8
<b>Clemson</b> .....	7
Michigan .....	6
Notre Dame .....	6
Alabama .....	6
Auburn .....	6
Texas A & M .....	6
Fresno State .....	5
Oklahoma .....	5
Tennessee .....	5

### Most Bowl Game Victories 1986-94

Florida State .....	9
<b>Clemson</b> .....	6
Alabama .....	6
Tennessee .....	6
Michigan .....	6
Miami (FL) .....	5
Notre Dame .....	5
Syracuse .....	5
UCLA .....	5



Clemson defeated West Virginia, 27-7 in the 1989 Gator Bowl for its fifth straight bowl victory, one of the longest bowl winning streaks in NCAA history.



Only Florida State has won more bowl games than Clemson since 1986.



# Clemson Sports Program

\*Youth was the watchword for Clemson athletics in 1994-95. Nearly all Clemson teams were dominated by underclassmen, a significant reason Clemson had a record four athletes win ACC Rookie-of-the Year honors. Men's basketball player Greg Buckner was the ACC Rookie of the Year, Clemson's first ACC Rookie of the Year in basketball. Clemson catcher Matt LeCroy was the ACC Rookie of the Year in baseball, while Bruce Li was the ACC Rookie-of-the-Year in men's tennis. On the women's side, Carmie Landeen was the ACC Rookie-of-the-Year in women's soccer.

\*Clemson was one of just four schools in the nation to have its football, men's basketball and baseball teams rank in the top 25 of the **USA Today** polls at one time or another during the season. Clemson was ranked as high as 22nd in football, 18th in men's basketball and number-one in baseball. Five programs ended the year ranked in the top 20 in the nation.

\*Nine Clemson athletic teams were chosen for NCAA Tournaments, including five Spring Sports. The Baseball team was chosen for the ninth straight year, while the men's tennis team was chosen for the 14th time during Chuck Kriese's 20 years. The golf team advanced to the NCAA national tournament for the 14th consecutive year. The women's soccer and volleyball teams were also chosen for NCAA play.

\*Clemson's outstanding facilities were also on display in 1994-95. Clemson played host to the NCAA Women's Soccer Tournament, the NCAA Volleyball Championship and the NCAA East Regional Baseball Tournament.

\*Eight different teams posted wins over top 25 teams during the academic year, including the baseball team, which had 15 wins over ranked opponents.

\*For the second straight year, Clemson's top program was the baseball team. Jack Leggett's Tigers ranked sixth or seventh in all the final college baseball polls and advanced to the College World Series for the first time since 1991. The Tigers won the ACC regular season championship with a 20-4 record, tying Clemson's own ACC record for conference wins in a season, and won the NCAA East Regional, which was played at Clemson.

The team, which was ranked number-one in the nation for three weeks during the regular season, had 15 wins over top 25 teams, second most in Clemson history in a season. Seven Tigers, including six underclassmen, were chosen within the first 14 rounds of the major league draft, the most since 1980. The team had five All-Americans, more than any other baseball team in Clemson history.

\*The men's track program led the department in All-America selections with 17, nine during the indoor season and eight during the outdoor season. Clemson finished 11th at the indoor NCAA meet, while the Tigers were tied for 10th at the outdoor meet, which tied for its highest outdoor finish in history. It was the third time in the last four

years that Clemson had finished in the top dozen in the nation in both indoor and outdoor track.

\*The Rookie Team-of-the-Year was certainly the Lady Tiger soccer team. Tracey Leone's squad posted a 15-4-1 record in its first year of existence and advanced to the NCAA Tournament and a number-13 final national ranking. It was the first time in Clemson history that a program made the NCAA Tournament and earned a top 20 final ranking in its first year of existence. Clemson was the only women's soccer program in 1995 to advance to the NCAA Tournament in its first year of existence.

\*The men's soccer team posted three wins over top 20 teams, the second highest top 20 win total among Clemson teams in 1994-95. The team was ranked as high as number-four in the nation. It also marked the final season in the career of Dr. I.M. Ibrahim, the winningest coach in ACC soccer history. He guided Clemson to the National Championship in 1984 and 1987.

\*The Tiger football team led the nation in turnover margin. The team also led the nation in fewest lost fumbles with two. Clemson also ranked 17th in the nation in scoring defense and 14th in rushing defense. The freshman dominated team defeated #12 North Carolina in Chapel Hill, marking the ninth straight year Clemson has defeated a top 20 team.

\*The Clemson men's basketball team was ranked 18th in the AP poll on January 10, its first top 20 ranking in five years. The Tigers finished sixth in the regular season of the ACC race, its highest finish in five years and the team advanced to the NIT. Clemson ranked seventh in the nation in scoring defense and had the second fewest turnovers per game figure in ACC history. The Tigers swept Duke



Duane Ross was the NCAA Champion in the 110m HH.

and N.C. State for the first time in 18 years.

\*The Clemson golf team won the NCAA East Regional for the third consecutive year. Larry Penley's program became the first college golf team to win three straight regional titles. Sophomore Richard Coughlan, a first-team All-ACC performer and honorable mention All-American, posted a 72.6 stroke average for the season, the fifth best in Clemson history. The Tigers finished 14th in the final poll and was 20th at the NCAA national tournament, Clemson's ninth straight year in the top 20.

\*The men's tennis team had four flight championships, advanced to the NCAA regionals at Old Dominion, advanced to the ACC Championship match, and ranked 29th in the final ITA poll. The doubles team of Mitch Sprengelmeyer and Frank Salazar ranked 17th in the final ITA poll and participated in the NCAA Doubles Tournament.

\*The swimming program showed great improvement, as both the men's and women's teams had winning records for the first time in four years and both teams finished third in the ACC regular season race. The Clemson men's swimming team defeated South Carolina for the first time in 12 years.

\*The women's tennis team finished 38th in the final poll and had two first-team All-ACC performers. Jan Barrett participated in the NCAA singles Tournament.

\*Clemson's volleyball team posted a 28-8 record, the 79 percent winning percentage was the best among women's sports teams at Clemson in 1994-95. The victory total included the program's first win ever over a ranked team as the Lady Tigers defeated 18th ranked Duke team at Clemson during the regular season. The team finished second in the ACC regular season and in the ACC Tournament, its first ever ACC Tournament championship appearance. The program also had its first NCAA Tournament win, a 3-2 victory over Stephen F. Austin. The team was ranked 15th in the Final RPI poll, its highest finish ever.

\*The women's basketball team advanced to postseason play for the eighth straight year. Jim Davis' team won at least 20 games for the seventh time in the last eight years. The team won the eight-team Northern Lights Invitational in Alaska by beating UCLA in the championship game.


\*The women's track team had nine All-ACC performers at the indoor track championships, tied for the most All-ACC performers in any sport this year. Simone Tomlinson led the way by winning the 55 meter dash in a time of 6.89. Nikki Sims won the shotput indoors and outdoors, Clemson's only ACC women's track champion in both competitions.

## Academic Achievements

\*Clemson had two first-team Academic All-Americans, one in baseball and one in football. Ed Glenn was a first-team CFA All-America football player. He graduated with a 3.9 GPA in Biology and will attend Vanderbilt Med School. Junior third baseman Paul Galloway became Clemson's first first-team Academic All-American in baseball in 1995.

1995 Clemson Football





**Robin Kibben was named first-team All-ACC for the third straight year.**

He was also first-team All-East Regional and All-ACC Tournament for his play on the field. He has had six consecutive 4.0 semesters.

\*Clemson athletes won three of the most prestigious awards granted by the Atlantic Coast Conference. Javelin thrower Jodie Phillips won the Marie James Award, which is given to a female athlete for outstanding achievement in academics and athletics. Glenn won the Weaver Award for outstanding achievement in academics and athletics, and also won the Jim Tatum Award as the top student-athlete football player in the ACC.

\*The women's tennis team posted a 3.64 team GPA in the Spring semester, the highest team GPA for a semester in Clemson history. Six of the eight members of the team made the dean's list, including four with a perfect 4.0.

\*All Clemson student-athletes combined for a 2.55 GPA in the Spring semester, the

highest one-semester GPA on record. A record 20 student-athletes were on the President's List (4.0 GPA), and a record 53 were on the Dean's List for the Spring semester of 1994-95.

\*A record 83 student-athletes earned a spot on the ACC academic honor roll, 17 more than any previous year.

#### Individual Accomplishments

\*In men's soccer striker Wolde Harris led the nation in goal scoring with 26. It marked the second straight year Clemson had the number-one goal scorer in the nation.

\*In women's soccer, Carmie Landeen had 24 goals and ranked fourth in the nation. Landeen led the ACC in scoring and goal scoring.

\*Women's basketball player Tara Saunooke was a first-team All-ACC selection and became the ACC's career three-point goal leader in terms of percentage and made three-point goals.

\*In swimming, senior Brian Haecker was the 1995 ACC 3-meter diving champion. He was the first Clemson male swimmer to win an ACC title since 1990 and the first diving title since 1988.

\*In baseball, Shane Monahan was named ACC Player of the Year and a first-team All-American for the second straight year. He became Clemson's all-time leader in hits in his final home game. He became the first ACC baseball player in history to be MVP of the regular season, MVP of the ACC Tournament and MVP of an NCAA Regional over his career. Teammate David Miller was a first-team All-American and was a first-round draft pick of the Cleveland Indians, Clemson's first first-round pick since 1987 (Bill Spiers).

\*Duane Ross was Clemson's only National Champion of 1994-95. He won the 110 high hurdles at the NCAA outdoor championships in a time of 13.32, the ninth fastest collegiate time in the history of the event. Ross was also an All-American indoors and concluded his career with seven All-America certificates, second in Clemson history to James Trapp.

\*Robin Kibben was named first-team All-ACC



**Buckner was one of four ACC Rookie-of-the-Year selections.**

for the third straight year, the first Lady Tiger volleyball player to be named first-team All-ACC for three years. Kibben was named second-team All-South Region.

\*Basketball forward Greg Buckner became just the fourth freshman in ACC history to lead his team in scoring, rebounding and field goal percentage.

\*Clemson men's swimmer Jorge Anaya won a bronze medal at the Pan American Games in the 800 meter freestyle relay for his native Mexico. It was Mexico's first swimming medal ever in the Pan Am Games.

\*Placekicker Nelson Welch became the ACC's all-time leader in field goals, Clemson's all-time leading scorer, and ranked in the top 15 in the nation in field goals for the fourth straight year. He became the first athlete in Clemson history to rank in the top 15 in the nation in any statistical category for four straight years.

## 1994-95 Clemson Sports Year in Review

Sport	Home	Away	Neutral	ACC	Overall	Pct.	ACC Reg	ACC Trn	Nat. Rank	All ACC	All Amer	Post Season	Top 25 Wins
Football	4-2	1-4	0-0	4-4	5-6	.454	6th	-	NR	1	0	No	1
Men's Soccer	13-3-1	0-3	0-1	2-4	13-7-1	.643	6th	T3rd	NR	1	0	No	3
Women's Soccer	11-0-1	4-3	0-1	3-3	15-4-1	.775	4th	T5th	13th	0	0	Yes	1
W. Cross Country	-	-	-	-	-	-	-	5th	NR	2	0	No	-
M. Cross Country	-	-	-	-	-	-	-	5th	NR	2	0	No	-
Volleyball	14-1	7-6	7-1	10-4	28-8	.788	2nd	2nd	NR	1	0	Yes	1
Men's Basketball	11-5	3-7	1-1	5-11	15-13	.536	T6th	T5th	NR	1	0	Yes	1
Women's Basketball	10-3	6-5	5-3	9-7	21-11	.656	5th	T5th	NR	1	0	Yes	2
Wrestling	2-4	0-7	2-4	0-5	4-15	.210	6th	6th	NR	0	0	Yes	0
Women's Swimming	2-2	3-3	1-0	2-2	6-5	.545	T3rd	4th	NR	0	0	No	0
Men's Swimming	3-2	3-3	1-0	2-3	7-5	.583	T3rd	5th	NR	1	0	No	0
W. Indoor Track	-	-	-	-	-	-	-	2nd	NR	9	0	Yes	-
M. Indoor Track	-	-	-	-	-	-	-	2nd	11th	4	9	Yes	-
Baseball	33-1	16-8	5-5	20-4	54-14	.794	1st	2nd	6th	4	5	Yes	15
Women's Tennis	4-6	4-6	0-1	5-3	8-13	.381	4th	T5th	38th	2	0	*Yes	0
Men's Tennis	6-1	6-7	9-4	6-2	21-12	.636	3rd	2nd	29th	3	0	Yes	1
Golf	-	-	-	-	-	-	-	4th	14th	1	0	Yes	-
W. Outdoor Track	-	-	-	-	-	-	-	3rd	NR	4	0	Yes	-
M. Outdoor Track	-	-	-	-	-	-	-	3rd	T10th	9	8	Yes	-


All-ACC is first team only. \* - Individual participated in national tournament.

All-American is first, second, or third team.








## Clemson Football Is...

Running down the hill (the most exciting 25 seconds in college football)...the Tiger Tailgate Show...famous visitors...Spirit Blitz weekend...Eight Bowl Trips since 1985...Tiger Paws everywhere...Homecoming Floats, Tigerama, Homecoming Queens, and fireworks...cheerleaders...The Clemson Tiger mascot...Bonfires and pep rallies...a family affair for people of all ages...the ultimate in tailgating...Howard's Rock and Running Down the Hill...First Friday Parade...what college football is all about.



Clemson's Homecoming Pep Rally annually attracts over 35,000 people.





1995 Clemson Football



# University President

The Clemson family has a new leader.

President Constantine "Deno" Curris became the school's 13th president on May 22, 1995.

"More than any other university with which I have been familiar, there is a deep affection for this university and for its heritage," says Dr. Curris.

"That affection was an important quality that led me into the process when I was asked to be a candidate.

"I have become a believer in 'learning by osmosis,' gaining a sense of place by becoming a part.

"I am most eager to absorb the Clemson atmosphere by strolling the grounds, walking through offices, visiting classrooms."

One of Dr. Curris' hobbies is gardening, growing traditional vegetables, and he has spent his career helping universities grow and prosper as well.

Before arriving at the Clemson University campus, he was president of the University of Northern Iowa for 11 years. During his tenure, Northern Iowa was the only university in Iowa to experience enrollment growth. And, with one exception, the school's state appropriation also increased every year. The **U.S. News and World Report** cited UNI in 1993 as one of the best educational values among public universities. Its campus has also been ranked as the safest in the nation.

Curris assumed the Presidency of Northern Iowa in August, 1983. He became only the seventh chief executive in the school's history. At Northern Iowa, he led the school in raising admission standards and implementing a more rigorous comprehensive general education program. He expanded Northern Iowa's reputation as an institution for teacher education, gaining national recognition for programs in business, fine arts, humanities, natural sciences, and social and behavioral sciences.

He oversaw the development of international exchange programs and cutting-edge technological efforts such as centers for waste reduction,

plastics technology, small business development, applied research in metal casting, and recycling and reuse technology transfer. Curris was also the driving force behind a \$25 million private fund raising drive to build a performing arts center and fund endowed chairs and professorships.

Curris also directed the completion of extensive campus improvements and building renovations.

Dr. Curris' philosophy, supported by hard work, accounts for much of his success. He believes in constant improvement—gradual sometimes, but consistent.

"The real work of a university is building quality in incremental steps," he said. "Building the quality of the experience for students, both in education and career opportunities."

Prior to assuming the Northern Iowa presidency, Curris served 10 years as president of Murray State in Kentucky. The university's 130,000 square-foot student center is named the Curris Center in his honor.

Curris received a bachelor's degree, magna cum laude in political science from Kentucky in 1962; a master's



Curris and his wife, Jo, come to Clemson after 12 years at Northern Iowa.

## The Curris File

**Born:** November 13, 1940

**Married:** Jo Hern Curris

**Children:** Robert Alexander (24), Elena Diane (16)

### Education:

B.A. in Political Science (magna cum laude) University of Kentucky, 1962

M.A. in Political Science, University of Illinois, 1965

Ed.D. in Higher Education, University of Kentucky, 1967

### Employment Resume

President and Professor of Public Policy, University of Northern Iowa, Cedar Falls, Iowa 1983-1995

President, Murray State University, Murray, Kentucky, 1973-1983

Vice President and Dean of the Faculty, West Virginia Institute of Technology, Montgomery, WV, 1971-73

Dean of Student Personnel Programs, Marshall University, Huntington, WV 1969-71

Director of Academic Programs, West Virginia Board of Education, Charleston, WV 1968-69

Vice President and Dean of the Faculty, Midway (KY) College 1965-68

Assistant Coordinator, University of Kentucky Centennial Celebration 1964-65

degree in political science and public administration from Illinois in 1965; and his doctorate in higher education from Kentucky in 1967.

He currently serves as chairman-elect and director of the American Association of State Colleges and Universities and is involved in a number of other professional and civic organizations.

Curris was born November 13, 1940, in Lexington, KY. He is married to Jo Hern Curris, a tax attorney. They are the parents of a son, Robert Page, and a daughter, Elena.

"What has really struck us at Clemson, is the immense loyalty that we have sensed among the Clemson family. The affection and pride that people have for the University permeates every conversation."



# IPTAY Scholarship Foundation

Traditions are something that don't happen overnight, they evolve over a number of years. One tradition at Clemson that is going strong and heading into its 61st year is IPTAY. The IPTAY Scholarship Foundation, is known throughout the country for its faithful and generous contributions by its supporters. A recent **USA Today** article called IPTAY the best-known organization of its kind in the nation. The article noted that at a time when college athletic costs are rising IPTAY continues to lead the way in supporting athletic scholarships at Clemson. IPTAY plays a major role in ensuring that all 18 of the varsity sports at Clemson are given the maximum amount of scholarships allowed by the NCAA.

IPTAY completed another outstanding year in 1994-95 when it went over the \$6 million mark for the second straight year. The total number of members over 18,000. The Tiger Cub Club was introduced in 1993, giving Clemson fans from birth to age 22 a chance to become involved in Tiger athletics. That club is approaching the 2,000 mark in terms of members.

Thanks to this support, Clemson enjoyed another banner year in 1994-95. Nine Clemson teams, including five spring sports, advanced to NCAA play. Clemson was one of four schools in the nation to have its football, basketball, and baseball teams ranked in the top 25 of the **USA Today** poll at one time or another. Clemson had four ACC Rookie-of-the-Year selections and 22 All-Americans.

IPTAY is recognized as one of the oldest, largest and most successful athletic fundraising organizations in America. IPTAY was the first athletic fundraising organization in the country to top the two, three, four, and

five-million dollar marks in annual donations.

In 1934, Dr. Rupert Fike founded IPTAY with a very simple purpose in mind: IPTAY provides funds for athletic scholarships. Since 1934 IPTAY has certainly met Fike's goal, providing scholarships for over 5,000 student-athletes, trainers, and managers.

IPTAY currently provides the funds for tutorial programs staffed by trained academic advisors, assisted by graduate and undergraduate students. This support is intended to ensure that all student-athletes are given the opportunity to earn their degree while participating in athletics.

IPTAY donors have also played an intricate role in the "Campaign for Clemson", a long range fund-raising project of the University. The University's original goal of 62 million dollars was surpassed with the next goal of 78 million also being surpassed in the campaign that ended on June 30, 1992. IPTAY provided three million dollars with ongoing opportunities for donors to be part of the Vickery Hall Academic Learning Center.

Vickery Hall, located on East Campus is a 27,000 square foot facility that houses the tutoring and advising programs for student-athletes. The building contains various-sized study and tutoring rooms used for individual study as well as small group instruction.

This building is a major reason Clemson student-athletes had a record 2.55 GPA in the Spring Semester of 1995. Additionally, 83 student-athletes made the ACC Academic Honor Roll, the highest figure in Clemson history. A record number of students also made the Dean's List and the President's List.

The generous support of loyal donors to

IPTAY has allowed the organization to go beyond the funding of athletic scholarships by providing the financial basis for many of the unparalleled athletic facilities at Clemson.

Since 1978, IPTAY has provided the funding for \$34 million of capital improvements in the area of athletics. These improvements include the expansion of the football stadium, the renovated baseball facility (Tiger Field), the outdoor track with new stadium facilities, the indoor tennis facility, the soccer stadium, the weight room, the new golf practice area, a new cross country course, the McFadden Building, and the IPTAY/Ticket office facility.

The facilities are among the best in the country, at least that must be the opinion of the NCAA. Over the last two years Clemson has played host to NCAA events in four different sports, including three in 1994-95.

IPTAY is also proud to provide the funding for Tiger Band. Each year IPTAY establishes financial support for travel, uniforms and equipment for this integral part of the Clemson athletic program.


While IPTAY is primarily concerned with athletic fundraising, the mission of Clemson University has not been overlooked. The IPTAY Academic Scholarship Endowment was created to help meet the need for more academic scholarships for non-athletes who are highly qualified academically. This scholarship endowment is funded by certain company gifts that are made as a result of employee contributions to IPTAY. In addition, the athletic department has made generous contributions to the endowment from athletic revenues.

The IPTAY Academic Fund is presently the largest scholarship endowment of its kind at Clemson providing \$2.3 million in funds, currently benefitting more than 60 students. IPTAY's support extends to all of the student body.

The tremendous support of IPTAY is due, in large part, to the organizational makeup that allows donors to be as close to IPTAY as they are to their local IPTAY leadership. Each of South Carolina's 46 counties has an IPTAY County chairman, and every county is allotted an IPTAY representative for every 35 donors.

One important way IPTAY keeps in touch with its membership is the annual Clemson Club meeting held in April and May of each year. These meetings, which feature different coaches and administrators, are just one of the ways of making the local IPTAY members feel close to Clemson.

Clemson University will continue to be recognized and respected on the national level athletically and academically with the full support of IPTAY. IPTAY will continue to be successful because a loyal commitment to Clemson University is a way of life in the hearts of Clemson alumni and friends.



IPTAY provided the funds for Vickery Hall, a facility that has enhanced the academic performance of all Clemson student-athletes.



# IPTAY Administration



## George Bennett Executive Director

George Bennett says the wheels are off and that he has thoroughly enjoyed being back at Clemson these past two years. Bennett returned to Clemson on February 14, 1993, and as he says, "The second time around is definitely better." He thanks Athletic Director Bobby Robinson

for giving him another chance to try to do a better job for Clemson.

A 1955 Clemson graduate (he had his 40th class reunion last summer), Bennett was an Assistant Athletic Director for Business at Clemson for eight years (1971-79), and his final two years, he was the Executive Secretary of IPTAY. Under his leadership, annual contributions to IPTAY doubled to more than 2.3 million and memberships increased from 9,800 to 15,000.

In 1979, Bennett left Clemson to become the Associate Athletic Director for Financial Development at Vanderbilt University. Bennett initiated programs for the Commodore Club that resulted in memberships going from 650 members to more than 6,000 and contributions increased from \$275,000 in 1979 to over \$2.2 million in 1986. Bennett also was instrumental in raising funds to rebuild the Vanderbilt Football Stadium. In 1984, Bennett was named the National Athletic Fundraiser of the Year at the National Conference of Athletic Fundraisers.

In April, 1986, Bennett was named the Athletic Director at Furman University. During his time at Furman, the football team won the National I-AA Championships. Bennett returned to Nashville, TN, in 1989, where he served as the Vice-President for Development at Baptist Hospital.

Bennett has twice been honored by Clemson. He is a member of Clemson's Athletic Hall of Fame and, in 1986, he received the Alumni Association's Distinguished Service Award.

Bennett's civic responsibilities have been numerous. In Clemson, he has served as President of the Chamber of Commerce and has been President of the Clemson Sertoma Club. He has been a member of the Board of Governors of the Chamber in Nashville. He held a similar position in Greenville. He and his wife, Nancy, served as co-chairs on two United Way Campaign Cabinets in Nashville. The Bennetts have also been active in the churches in their communities and have worked mainly with college students. Bennett is a member of the Greenville Executive Sertoma Club.

Bennett's ties to athletics at Clemson date back to his undergraduate days. As a varsity cheerleader for three years and head cheerleader his senior year in 1954, he asked his father to buy a small cannon and thus began the tradition of firing the cannon after a touchdown was scored. During his college years, Bennett was President of Blue Key, The CDA, and served as a class officer. He has continued his association with Tiger Brotherhood.

Bennett's current projects with IPTAY are the expansion of endowments to name positions on athletic teams and the proposed "Avenue of Champions."



## Bert Henderson Assoc. Executive Director

Bert Henderson is in his eighth year with the IPTAY Scholarship Fund. His diverse background with Clemson University dates back to 1978 when he began work as a trainer with the Athletic Department.

He began full-time employment under Fred Hoover in 1980 and served as basketball trainer from 1982-84. He handled all travel and a majority of administrative tasks for the Clemson basketball


program.

After leaving the athletic department for a year to work with the Clemson Alumni Association where he was instrumental in setting up Clemson Clubs and away game headquarters, he returned to Jervy Athletic Center as Clemson's first Associate Executive Secretary of IPTAY in April of 1985.

Henderson demands excellence and his record shows that he does not settle for less in fundraising. His pursuit of superiority has shown as he has rapidly established planned endowments for IPTAY. To date, over 165 Life Memberships have been part of the endowment as well as the future plans for real estate, securities.

Some of Henderson's central duties as the Associate Executive Director of IPTAY concern the preparation of the **Orange and White** which is the official publication of IPTAY, evaluation of Life Endowments as well as Tiger Life donors for the future of IPTAY. He is also the advisor for the IPTAY Student Advisory Board, an on campus student group that serves as a liaison between students and the athletic department. Henderson is also involved with the organization of Clemson Club programs and other administrative duties of IPTAY.

Henderson is a 1978 graduate of Mars Hill College. He earned a master's degree from Clemson in administration and supervision. He is married to the former Lee Ann Hudson, and the couple has two children, Amy Lee (9-23-86) and Kimberly Ann (6-13-89).



## Bob Mahony Assoc. Executive Director

Bob Mahony started with IPTAY as an associate executive director in February of 1989. He is a 1976 graduate of Clemson with a bachelor of science degree in building construction. He had been involved in commercial and residential construction in

Columbia and the upstate since graduation.


In the summer of 1977, he began a career in construction with Bagnal Builders, a residential builder in Columbia. From 1981-1985 he was employed by McCrory Construction, also in Columbia, where he gained experience in commercial construction. Following a return to Bagnal Builders from 1985-87, he moved to the upstate where he worked with Trehel Corp. of Clemson and Hudson Construction of Seneca.

Mahony lettered in baseball at Clemson from 1974-76. He was a walk-on pitcher for coach Bill Wilhelm's baseball team in 1974. He later earned a full scholarship and was co-captain of the 1976 team that participated in the College World Series in Omaha, Nebraska. That team also won the ACC regular season and tournament. Following his career at Clemson, Mahony spent a short time with the Baltimore Orioles organization. For the past six seasons, he has provided the color commentary on the Clemson baseball radio network.

His duties with IPTAY include the coordination of the IPTAY County Chairmen and representative appointment and award program. He is also involved in coordination of IPTAY's involvement in the spring Clemson Club meetings.

Mahony is married to the former Robin Ann Lawrimore, a 1976 graduate of Clemson. The couple has two children, Robin Allison (9-1-80) and Marion Leigh (9-3-85). Bob has two brothers, Glenn and David, who are also graduates of Clemson and his mother was Clemson's Mother-of-the-Year in 1981.





**John Ballinger**  
Dir. of Video  
Services



**Karen Blackman**  
Football Secretary



**Sam Blackman**  
Associate SID



**Dr. Larry Bowman**  
Orthopedic  
Surgeon



**Bob Bradley**  
SID Emeritus



**Brenda Cheatham**  
Football Secretary



**Dr. Stuart Clarkson**  
Team Physician



**Donna Bullock**  
Assistant Trainer



**Dr. Byron Harder**  
Team Physician




**Jamie Hill**  
SID Graduate  
Assistant



**Les Jones**  
Director of  
Facilities



**Gail Moose**  
SID Secretary



**Danny Poole**  
Assistant Trainer



**Tony Quillen**  
Assistant Ticket  
Manager




**Jessica Reo**  
Assistant SID



**Brett Sowell**  
SID Graduate  
Assistant



**Lynn Sparks**  
Football Secretary



**Bryan Taylor**  
Assistant Equip-  
ment Manager



**Jill Wilkes**  
Football Secretary



**Joann West**  
Assistant Ticket  
Manager



**Reno Wilson**  
Assistant Trainer

Dr. Byron Harder is in his 24th year as the Clemson team physician.





## WESTERN CAROLINA

**Sept. 2**  
**1:00 PM**  
**Death Valley**



Steve Hodgins

Wes Greenwell

**GENERAL INFORMATION**

**School:** Western Carolina University **Nickname:** Catamounts  
**Location:** Cullowhee, NC  
**Stadium Name:** E.J. Whitmire Stadium/12,000  
**Turf:** AstroTurf 8  
**Enrollment:** 6,700 **Colors:** Purple and Gold  
**Chancellor:** Dr. John W. Bardo **Athletic Director:** Larry L. Travis  
**1st Year of Football:** 1931  
**Sports Information Director for Football:** Steve White  
**Office Phone:** (704) 227-7171 **Home Phone:** (704) 293-5785  
**Press Box Phone:** (704) 227-7171  
**Assistant SID:** Craig Wells **Home Phone:** (704) 293-3897  
**SID Address:** 2517 Ramsey Center, Cullowhee, NC 28723  
**Fax Phone:** (704) 227-7688  
**Overnight Mail Address:** 2517 Ramsey Center, Cullowhee, NC 28723  
**Ticket Manager/Business Manager:** Greg Duff  
**Head Coach/Alma Mater:** Steve Hodgins/North Carolina '72  
**Record at School/Years:** 24-31-0/5 years  
**Career Record/Years (4 yr sch. only):** 24-31-0/5 years  
**Best Time to Contact Coach:** Mornings  
**Office Phone:** (704) 227-7395  
**Weekly Press Conference:** Tuesdays, 12 Noon, Sagebrush Steakhouse & Saloon, Waynesville, NC  
**Assistant Coaches (Alma Mater/Pos):** Al DeGraffenreid (Western Carolina '77/Asst. Head Coach, Off. Coord., WR); Will Houthouser (Wake Forest '75/Def. Coord., LB); Tim Beckman (Findlay '88/Recruiting Coord., Def. Sec.); Sandy Kinney (North Carolina '65/Off. Backs); E.J. Sandusky (Penn State '92/Off. Line); Mark Speir (Clemson '90/Def. Line); Vince Marino (Connecticut '92/QB)  
**Date Fall Practice Begins:** August 7  
**Lettermen Lost:** 22 **Lettermen Returning:** 35  
**Starters Lost:** 12 **Starters Returning:** 12  
**Offensive Formation:** Pro I **Defensive Formation:** Multiple 4-3  
**Top Losses (Name/Pos):** Kerry Hayes FL, Craig Aiken SE, Harold Hines RB, Tom Bodine ILB, Kenny Banks ILB, Jon Jenkins FS  
**Offensive Starters Returning (Name/Pos):** Jimmy Butler OT, Wes Greenwell C, Scott Stinson OG, Chad Stinson TE, Chad Greene QB, Michael Stewart FB  
**Defensive Starters Returning (Name/Pos):** Derek Summerour NG, Leander Dumas DT, William Crocker LB, Donnell Brinson CB, Robb Harris CB  
**1995 Honors Candidates:** Wes Greenwell C, David Patten FL, Scott Stinson OG, Derek Summerour NG, Chad Greene QB

**1994 Statistical Leaders**

<u>Rushing</u>	<u>Att</u>	<u>Yds</u>	<u>Avg</u>	<u>TD</u>	<u>Tackles</u>	<u>Tot</u>	<u>TFL</u>
Harold Hines	97	543	5.6	6	Jon Jenkins	139	2-5
Mark Howell	106	414	3.9	5	Tom Bodine	106	5-29
Chad Greene	78	237	3.0	1	Kenny Banks	93	5-14
<u>Receiving</u>	<u>Rec</u>	<u>Yds</u>	<u>Avg</u>	<u>TD</u>	Aaron Lucas	68	10-44
Craig Aiken	43	772	18.0	6	Billy Bumper	64	14-54
Kerry Hayes	34	616	18.1	6	Herb Streeter	59	3-6
David Patten	32	564	17.6	6	Jeff Rogers	53	1-2
Harold Hines	14	100	7.1	0	Donnell Brinson	45	1-1
					Derek Summerour	44	8-18

<u>Passing</u>	<u>Att</u>	<u>Comp</u>	<u>Yds</u>	<u>Pct.</u>	<u>TD</u>	<u>Int</u>
Chad Greene	259	130	1900	.502	15	11
Josh Brooks	34	16	317	.471	3	2

**1995 Schedule**

Sept. 2	at Clemson	1:00 PM
Sept. 16	Elon College	4:30 PM
Sept. 23	The Citadel	1:00 PM
Sept. 30	Furman	4:30 PM
Oct. 7	at Georgia Southern	2:00 PM
Oct. 14	Marshall	1:00 PM
Oct. 21	at Tenn.-Chattanooga	3:30 PM
Oct. 28	Virginia Military	1:00 PM
Nov. 11	at Appalachian State	1:00 PM
Nov. 18	at E. Tennessee St.	3:30 PM

**1994 Results (6-5 Overall)**

23-14	W	Lenoir-Rhyne
26-45	L	at Georgia Tech
42-38	W	at The Citadel
13-38	L	at N.C. State
35-24	W	at Furman
35-31	W	Georgia Southern
14-38	L	at Marshall
53-15	W	Tenn.-Chattanooga
33-7	W	at Virginia Military
7-12	L	Appalachian State
31-34	L	E. Tennessee State



## FLORIDA STATE

**Sept. 9**  
**12:00 Noon**  
**Death Valley**  
**(ABC TV)**



Bobby Bowden

Clay Shiver

**GENERAL INFORMATION**

**School:** Florida State University **Symbol:** Seminoles  
**Location:** Tallahassee, FL  
**Stadium Name/Capacity:** Doak Campbell Stadium (77,500)  
**Turf:** Natural Grass  
**Enrollment:** 28,500 **Colors:** Garnet and Gold  
**President:** Talbot "Sandy" D'Alemberte **Athletic Director:** Dave Hart, Jr.  
**1st Year of Football:** 1947  
**Sports Information Director:** Rob Wilson  
**Office Phone:** (904) 644-1402 **Home Phone:** (904) 386-1619  
**Press Box Phone:** (904) 644-4057  
**Assistant SID:** Bob Burda **Home Phone:** (904) 562-1160  
**Assistant SID:** Tina Thomas **Home Phone:** (904) 878-0464  
**SID Address:** P.O. Drawer 2195, Tallahassee, FL 32316  
**Fax Phone:** (904) 644-3820  
**Overnight Mail Address:** Moore Athletic Center, W. Pensacola St. and Stadium Dr., Tallahassee, FL 32306  
**Ticket Manager/Bus. Mgr.:** Patrick Martin  
**Head Coach/Alma Mater:** Bobby Bowden (Samford '53)  
**Record at School/Years:** 176-47-4 (19 years)  
**Career Record/Years (4 yr sch. only):** 249-79-4 (29 years)  
**Best Time to Contact Coach:** 11:00 AM-12 Noon, Monday-Thursday  
**Office Phone:** (904) 644-0097  
**Assistant Coaches (Alma Mater/Pos):** Chuck Amato (N.C. State/Asst. Head Coach, Def. Line), Jeff Bowden (Florida State/WR), Ronnie Cottrell (Troy State/Mid. LB, Rec. Coord.), Jim Gladden (William Jewell/OLB), Odell Haggins (Florida State/TE, Off. Line), Jimmy Heggins (Florida St./Off. Line), Mark Richt (Miami/Off. Coord., QB), Billy Sexton (Florida State/RB), Dave Van Halanger (West Virginia/Strength and Conditioning)  
**Date Fall Practice Begins:** August 10  
**Lettermen Lost:** 17 **Lettermen Returning:** 54  
**Starters Lost:** 10 **Starters Returning:** 14  
**Offensive Formation:** Pro Set **Defensive Formation:** 4-3 Multiple  
**Top Losses (Name/Pos):** Kez McCorvey WR, Zack Crockett FB, Patrick McNeil OG, O'Mar Ellison WR, Derrick Brooks OLB, Derrick Alexander DE, Clifton Abraham CB, Corey Fuller CB, Devin Bush SS, James Roberson DE  
**Offensive Starters Returning (Name/Pos):** Danny Kanell QB, Warrick Dunn RB, Clay Shiver C, Lewis Tyre OG, Jesus Hernandez OT, Todd Fordham OT, Melvin Pearsall TE  
**Defensive Starters Returning (Name/Pos):** Daryl Bush LB, Todd Rebol OLB, Sean Hamlet FS, Orpheus Royce DT, Andre Wadsworth NG  
**1995 Honors Candidates:** Clay Shiver, Warrick Dunn, Todd Rebol, Danny Kanell, Daryl Bush

**1994 Statistical Leaders**

<u>Rushing</u>	<u>Att</u>	<u>Yds</u>	<u>Avg</u>	<u>TD</u>	<u>Tackles</u>	<u>Tot</u>	<u>TFL</u>
Warrick Dunn	152	1065	6.8	8	Daryl Bush	86	7
Rock Preston	68	603	8.2	9	Derrick Brooks	77	4
Zack Crockett	83	343	4.1	11	S. Cowart	76	2
<u>Receiving</u>	<u>Rec</u>	<u>Yds</u>	<u>Avg</u>	<u>TD</u>	De. Bush	75	0
Kez McCorvey	59	870	14.7	4	D. Alexander	74	9
Warrick Dunn	34	308	9.1	1	T. Rebol	73	3
O'Mar Ellison	32	506	15.8	2	S. Hamlet	70	1
A. Cooper	27	359	13.3	5	J. Roberson	63	3
					C. Fuller	50	1

<u>Passing</u>	<u>Att</u>	<u>Comp</u>	<u>Yds</u>	<u>Pct.</u>	<u>TD</u>	<u>Int</u>
Danny Kanell	380	227	2781	.597	17	13
Jon Stark	38	24	291	.632	3	1

**1995 Schedule**

Sept. 2	Duke (in Orlando)
Sept. 9	at Clemson 12:00 PM
Sept. 16	N.C. State
Sept. 23	Central Florida
Oct. 7	Miami
Oct. 14	Wake Forest
Oct. 21	Georgia Tech
Nov. 2	at Virginia
Nov. 11	at North Carolina
Nov. 18	Maryland
Nov. 25	at Florida

**1994 Results (10-1-1 Overall)**

41-17	W	Virginia
52-20	W	at Maryland
56-14	W	at Wake Forest
31-18	W	North Carolina
20-34	L	at Miami
17-0	W	Clemson
59-20	W	Duke
41-10	W	at Georgia Tech
23-16	W	Notre Dame
34-3	W	at N.C. State
31-31	T	Florida
23-17	W	Florida (Sugar Bowl)


**1995 Clemson Football**





## WAKE FOREST

Sept. 16  
6:30 PM  
Groves Stadium



Jim Caldwell

Elton Ndoma-Ogar

### GENERAL INFORMATION

**School:** Wake Forest University **Nickname:** Demon Deacons  
**Location:** Winston-Salem, NC 27109  
**Stadium Name/Capacity:** Groves Stadium (31,500)  
**Turf:** Natural Grass  
**Enrollment:** 3,600 **Colors:** Old Gold and Black  
**President:** Dr. Thomas K. Hearn, Jr. **Athletic Director:** Ron Wellman  
**1st Year of Football:** 1888  
**Sports Information Director:** John Justus  
**Office Phone:** (910) 759-5640 **Home Phone:** (910) 722-1094  
**Press Box Phone:** (910) 759-9969  
**Assistant SID:** Dan Zacharias **Home Phone:** (910) 924-5577  
**Assistant SID:** Theresa Kelly Gegen **Home Phone:** (910) 272-3516  
**SID Address:** P.O. Box 7426, Winston-Salem, NC 27109  
**Fax Phone:** (910) 759-5140  
**Overnight Mail Address:** 335 Reynolds Gym, Wingate Road, Winston-Salem, NC 27109  
**Ticket Manager/Bus. Mgr.:** Judy Cunningham/Charlene Purvis  
**Head Coach/Alma Mater:** Jim Caldwell/Iowa '77  
**Record at School/Years:** 5-17 (2 years)  
**Career Record/Years (4 yr sch. only):** 5-17 (2 years)  
**Best Time to Contact Coach:** 12:00-1:00 PM weekdays  
**Office Phone:** (910) 759-5631  
**Weekly Press Conference:** Tuesday 3:00-4:00 PM  
**Assistant Coaches (Alma Mater/Pos):** Chris Allen (Central Michigan '64/Def. Coor.), Terry Austin (Pittsburgh '88/DB), Jamie Barresi (Ottawa '80/QB), Pat Flaherty (East Stroudsburg '78/TE), Bobby Kennedy (Northern Colorado '89/WR), Jerry McManus (Wake Forest '78/LB), Jan Quarless (Northern Michigan '73/Off. Coor.-Line), Ray Rychleski (Millersville '79/Def. Line), Hank Small (Gettysburg '69/RB)  
**Date Fall Practice Begins:** August 10  
**Lettermen Lost:** 17 **Lettermen Returning:** 37  
**Starters Lost:** 9 **Starters Returning:** 12  
**Offensive Formation:** Multiple **Defensive Formation:** Multiple  
**Top Losses (Name/Pos):** Roger Pettus WR, Eddie McKeel C, Kevin Giles LB  
**Offensive Starters Returning (Name/Pos):** Dan Ballou WR, Rusty LaRue QB, Bill Leeder G, Doug Marsigli T, Elton Ndoma-Ogar T, Tony Yarnall G  
**Defensive Starters Returning (Name/Pos):** Robert Fatzinger T, Rick Gardner E, Major Griffey DB, Brent Morehead DB, Terrence Suber DB, Steve Vaughan T  
**1994 Honors Candidates:** Elton Ndoma-Ogar

### 1994 Statistical Leaders

Rushing					Tackles		
Att	Yds	Avg	TD		Tot	TFL	
Sherron Gudger	78	261	3.3	1	Kevin Giles	122	4-9
Stacie Gresham	62	257	4.1	2	Richard Goodpasture	93	1-1
Jeremiah Williams	74	233	3.1	0	Tucker Grace	87	9-30
Receiving					Tackles		
Rec	Yds	Avg	TD		Tot	TFL	
Roger Pettus	30	312	10.4	0	Rick Gardener	69	3-7
Dan Ballou	27	307	11.4	1	Terrence Suber	60	0
Matt McNeel	25	296	11.8	3	Alexis Stockwell	57	3-23
					Mike Neubeiser	54	1-1
					Brent Morehead	47	0

Passing						
Att	Comp	Yds	Pct.	TD	Int	
Rusty LaRue	230	132	57.4	5	9	
Brian Kuklick	98	39	39.8	2	8	

### 1995 Schedule

Aug. 31	Appalachian St.	7:30 PM
Sept. 9	at Tulane	
Sept. 16	Clemson	6:30 PM
Sept. 23	at Navy	7:00 PM
Sept. 30	at Virginia	12:00 Noon
Oct. 7	Maryland	6:30 PM
Oct. 14	at Florida State	
Oct. 21	at North Carolina	
Oct. 28	at Duke	
Nov. 4	Georgia Tech	
Nov. 18	N.C. State	

### 1994 Results (3-8 Overall)


14-35	L	at Vanderbilt
12-10	W	Appalachian State
14-56	L	Florida State
7-31	L	at Maryland
33-27	W	Army
6-42	L	Virginia
3-34	L	at N.C. State
26-51	L	Duke
8-24	L	at Clemson
0-50	L	North Carolina
20-13	W	at Georgia Tech

### 1995 Clemson Football



## VIRGINIA

Sept. 23  
12:00 Noon  
Death Valley  
(ACC TV)



George Welsh

Jamie Sharper

### GENERAL INFORMATION

**School:** University of Virginia **Nickname:** Cavaliers, Wahoos  
**Location:** Charlottesville, VA  
**Stadium Name/Capacity:** David A. Harrison III Field at Scott Stadium/40,000  
**Turf:** Natural Turf  
**Enrollment:** 18,011 **Colors:** Orange and Blue  
**President:** John T. Casteen III **Athletic Director:** Terry Holland  
**1st Year of Football:** 1888  
**Sports Information Director:** Rich Murray  
**Office Phone:** (804) 982-5500 **Home Phone:** (804) 978-2966  
**Press Box Phone:** (804) 296-5910 or (804) 295-9262  
**Associate SID:** Doyle Smith **Home Phone:** (804) 295-0739  
**Assistant SID:** Michael Colley (for FB) **Home Phone:** (804) 975-5477  
**SID Address:** P.O. Box 3785, Charlottesville, VA 22903  
**Fax Phone:** (804) 982-5525  
**Overnight Mail Address:** Onesty Hall, Corner of Massie and Alderman Rds, Charlottesville, VA 22903  
**Ticket Manager/Bus. Mgr.:** Dick Mathias/Keith VanDerbeek  
**Head Coach/Alma Mater:** George Welsh/Navy '56  
**Record at School/Years:** 89-59-3/13 years  
**Career Record/Years (4 yr sch. only):** 144-105-4/22 years  
**Best Time to Contact Coach:** Through SID Office  
**Office Phone:** (804) 982-5900 **Weekly Press Conference:** Monday 11:30 AM  
**Assistant Coaches (Alma Mater/Pos):** Joe Krivak (Syracuse/QB), Rick Lantz (Cent. Connecticut St./Def. Coor., LB), Ken Mack (UNC/RB), Art Markos (Springfield/DB), Tom O'Brien (Navy/Off. Coor., Off. Line), Bob Petchel (Syracuse/Def. Ends), Tom Sherman (Penn St./WR), Jerry Petercuskie (Boston College/Def. Tackles), Danny Wilmer (East Carolina/Off. Tackles, TE)  
**Date Fall Practice Begins:** August 5  
**Lettermen Lost:** 15 **Lettermen Returning:** 42  
**Starters Lost:** 7 **Starters Returning:** 17  
**Offensive Formation:** Multiple I **Defensive Formation:** 4-3  
**Top Losses (Name/Pos):** Tyrone Davis WR, Mike Frederick DE, Bryan Heath C, Mark Krichbaum DT, Ryan Kuehl DT, Randy Neal LB, Carl Smith S, Charles Way FB  
**Offensive Starters Returning (Name/Pos):** Demetrius "Pete" Allen WR, Jason Augustino T, Kevin Brooks TB, Mike Groh QB, Chris Harrison T, Bobby Neely TE, Jeremy Raley G, John Slocum G, Rafael Garcia PK  
**Defensive Starters Returning (Name/Pos):** Duane Ashman DE, Ronde Barber CB, Joe Crocker CB, Percy Ellsworth S, James Farrior LB, Jamie Sharper LB, Todd White T, Will Brice P  
**1995 Honors Candidates:** Ronde Barber DB, Will Brice P, Kevin Brooks RB, James Farrior LB, Mike Groh QB, Chris Harrison OT, Patrick Jeffers WR, Bobby Neely TE, Jamie Sharper LB, John Slocum OG, Todd White DT

### 1994 Statistical Leaders

Rushing					Tackles		
Att	Yds	Avg	TD		Tot	TFL	
Kevin Brooks	173	741	4.3	8	Jamie Sharper	118	14-37
Tiki Barber	120	591	4.9	3	Randy Neal	100	7-20
Charles Way	118	517	4.4	6	James Farrior	100	4-8
Tyrone Davis	7	83	11.9	0	Todd White	69	13-89
C.E. Rhodes	12	48	4.0	0	Carl Smith	58	3-5
Receiving					Tackles		
Rec	Yds	Avg	TD		Tot	TFL	
Tyrone Davis	38	691	18.2	10	Ronde Barber	53	2-5
Patrick Jeffers	33	560	17.0	3	Mike Frederick	53	15-68
Tiki Barber	19	126	6.6	0	Ryan Kuehl	53	13-53
Bobby Neely	19	168	8.8	0	Percy Ellsworth	51	1-2
Demetrius Allen	18	249	13.8	1	Duane Ashman	42	9-62

Passing						
Att	Comp	Yds	Pct.	TD	Int	
Mike Groh	216	138	63.9	13	7	
Symmion Willis	79	41	51.9	3	5	
Tim Sherman	7	4	57.1	0	0	

### 1995 Schedule

Aug. 26	at Michigan	12 Noon
Sept. 2	William & Mary	7:00 PM
Sept. 9	at N.C. State	4:00 PM
Sept. 16	Georgia Tech	1:30 PM
Sept. 23	at Clemson	12:00 Noon
Sept. 30	Wake Forest	12:00 Noon
Oct. 7	at North Carolina	
Oct. 14	Duke	1:30 PM
Oct. 21	at Texas	
Nov. 2	Florida State	8:00 PM
Nov. 11	at Maryland	1:30 PM
Nov. 18	Virginia Tech	1:30 PM

### 1994 Results (9-3 Overall)

17-41	L	at Florida State
47-10	W	at Navy
9-6	W	Clemson
37-3	W	William & Mary
42-6	W	at Wake Forest
24-7	W	at Georgia Tech
34-10	W	North Carolina
25-28	L	at Duke
46-21	W	Maryland
42-23	W	at Virginia Tech
27-30	L	N.C. State
20-10	W	Texas Christian (Independence Bowl)





## N.C. STATE

### Sept. 30 TBA

### Carter-Finley Stadium



Mike O'Cain

Terry Harvey

**GENERAL INFORMATION**

**School:** North Carolina State University **Nickname:** Wolfpack  
**Location:** Raleigh, NC  
**Stadium Name:** Carter-Finley Stadium/57,000  
**Turf:** Natural Grass  
**Enrollment:** 25,577 **Colors:** Red and White  
**Chancellor:** Dr. Larry K. Monteith **Athletic Director:** Todd Turner  
**1st Year of Football:** 1887  
**Sports Information Director:** Mark Bockelman  
**Office Phone:** (919) 515-2102 **Home Phone:** (919) 662-9220  
**Press Box Phone:** (919) 515-3393  
**Assistant SID:** Joan von Thron **Home Phone:** (919) 233-9823  
**SID Address:** Box 8501, Raleigh, NC 27695-8501  
**Fax Phone:** (919) 515-2898  
**Overnight Mail Address:** 113 Reynolds Coliseum, Raleigh, NC 27695-8501  
**Ticket Manager/Bus. Mgr.:** Jimmy Garrity  
**Head Coach/Alma Mater:** Mike O'Cain/Clemson '77  
**Record at School/Years:** 16-8 (2 years)  
**Career Record/Years (4 yr sch. only):** 16-8 (2 years)  
**Best Time to Contact Coach:** 11:00-1:00 PM weekdays  
**Office Phone:** (919) 515-2114  
**Weekly Press Conference:** Mondays, 2:00 PM  
**Assistant Coaches (Alma Mater/Pos):** Ted Cain (Furman/Off. Coor, QB), Ken Pettus (Newberry/Def. Coor, ILB), Kent Briggs (Western Carolina/Def. Secondary), Robbie Caldwell (Furman/Off. Line), Jimmy Kiser (Furman/WR), Dick Portee (Eastern Illinois/RB), Brette Simmons (Furman/Tight Ends), Jeff Snipes (Furman/Def. Line), David Turner (Davidson/OLB)  
**Date Fall Practice Begins:** August 9  
**Lettermen Lost:** 22 **Lettermen Returning:** 43  
**Starters Lost:** 11 **Starters Returning:** 12  
**Offensive Formation:** Option I **Defensive Formation:** 4-3  
**Top Losses (Name/Pos):** Dallas Dickerson TE, Chris Hennie-Roed T, Eddie Goines F, Steve Videtich PK, Ed Gallon OLB, Carl Reeves T, Eric Counts MG, Damien Covington ILB, Mike Moore ILB, William Strong DB, Chad Robson P  
**Offensive Starters Returning (Name/Pos):** Mike Guffie SE, Steve Keim G, Jonathan Redmond G, Kenneth Redmond C, Terry Harvey QB  
**Defensive Starters Returning (Name/Pos):** Mike Harrison T, Ricky Bell DB, Kenny Harris DB, James Walker DB, Jon Rissler OLB  
**1995 Honors Candidates:** Ricky Bell, Rod Brown, Kenny Harris, Mike Harrison, Terry Harvey, Steve Keim, Jonathan Redmond, Kenneth Redmond, Jon Rissler, Tremayne Stephens, James Walker



Ray Goff

## GEORGIA

### Oct. 7 6:39 PM

### Death Valley



Brice Hunter

**GENERAL INFORMATION**

**School:** University of Georgia **Nickname:** Bulldogs  
**Location:** Athens, GA  
**Stadium Name/Capacity:** Sanford Stadium (86,117)  
**Turf:** Natural grass  
**Enrollment:** 29,469 **Colors:** Red and Black  
**President:** Dr. Charles Knapp **Athletic Director:** Vince J. Dooley  
**1st Year of Football:** 1892  
**Sports Information Director for Football:** Claude Felton  
**Office Phone:** (706) 542-1621 **Home Phone:** (706) 543-3910  
**Press Box Phone:** (706) 542-7780  
**Associate SID:** Norm Reilly **Home Phone:** (706) 546-6811  
**Assistant SID:** Tim Hix **Home Phone:** (404) 513-0840  
**SID Address:** P.O. Box 1472, Athens, GA 30603-1472  
**Fax Phone:** (706) 542-9339  
**Overnight Mail Address:** 1 Selig Circle, Athens, GA 30603-1472  
**Ticket Manager/Business Manager:** Freddy Jones  
**Head Coach/Alma Mater:** Ray Goff (Georgia '76)  
**Record at School/Years:** 40-28-1 (6 years)  
**Career Record/Years (4 yr sch. only):** 40-28-1 (6 years)  
**Best Time to Contact Coach:** Monday-Thursday, 1:00-2:00 PM, (706) 542-1307  
**Office Phone:** (706) 542-1515  
**Weekly Press Conference:** Tuesdays 11:30 AM  
**Assistant Coaches (Alma Mater/Pos):** Wayne McDuffie (Florida St/Asst. Head Coach, Off. Coor.), Joe Kines (Jacksonville St./Def. Coor.), Darryl Drake (Western Kentucky/WR), Frank Orgel (Georgia/LB), David Kelly (Furman/RB), Greg Davis (McNeese St./Passing Game/QB), Steve Dennis (Georgia/Secondary), Mac McWhorter (Georgia/OL, TE), Dicky Clark (Georgia/Def. Front)  
**Date Fall Practice Begins:** August 12  
**Lettermen Lost:** 17 **Lettermen Returning:** 43  
**Starters Lost:** 10 **Starters Returning:** 15  
**Offensive Formation:** Multiple **Defensive Formation:** 4-3  
**Top Losses (Name/Pos):** Eric Zeier QB, Terrell Davis SB, Hason Graham SE, Travis Jones DT, Carlos Yancy CB  
**Offensive Starters Returning (Name/Pos):** Rusty Beadles SG, Larry Bowie RB, Brice Hunter WR, Adam Meadows ST, Troy Stark TT, David Weeks C  
**Defensive Starters Returning (Name/Pos):** Greg Bright WLB, Phillip Daniels BT, Robert Edwards CB, Randall Godfrey SLB, Corey Johnson FS, Travis Stroud NG, Marcus Williams SLB  
**1995 Honors Candidates:** Brice Hunter WR, Randall Godfrey, LB, Kanon Parkman PK, Corey Johnson FS, Juan Daniels WR, Phillip Daniels DE, Robert Edwards CB, Troy Stark OT

**1994 Statistical Leaders**

Rushing					Tackles		
Att	Yds	Avg	TD		Tot	TFL	
Tremayne Stephens	125	791	87.9	3	Damien Covington	145	8-22
Rod Brown	105	563	51.2	5	James Walker	84	1-2
Brian Fitzgerald	97	408	40.8	2	Carl Reeves	77	14-62
Carlos King	63	257	23.4	6	Ed Gallon	68	4-16
Receiving					Tackles		
Rec	Yds	Avg	TD		Tot	TFL	
Eddie Goines	39	624	16.0	3	Ricky Bell	62	0
Brian Fitzgerald	23	191	8.3	0	Mike Moore	52	3-11
Jimmy Grissett	20	183	9.2	1	Mike Harrison	50	3-(-8)
Mike Guffie	18	262	14.6	3	Duan Everet	50	3-(-4)
Rod Brown	16	121	7.6	0			

Passing						
Att	Comp	Yds	Pct.	TD	Int	
Terry Harvey	199	116	1466	.583	8	9
Geoff Bender	94	52	637	.553	3	3
Carlos King	1	1	22	1000	1	0

**1995 Schedule**

Aug. 31	Marshall	7:30 PM
Sept. 9	Virginia	4:00 PM
Sept. 16	at Florida State	12:00 noon
Sept. 23	Baylor	7:30 PM
Sept. 30	Clemson	
Oct. 7	at Alabama	
Oct. 21	at Duke	
Nov. 4	Maryland	
Nov. 11	at Georgia Tech	
Nov. 18	at Wake Forest	
Nov. 24	North Carolina	11:00 AM

**1994 Results (9-3 Overall)**

20-15	W	Bowling Green
29-12	W	at Clemson
38-13	W	Georgia Tech
14-35	L	at Louisville
34-3	W	Wake Forest
17-31	L	at North Carolina
47-45	W	at Maryland
24-23	W	Duke
3-34	L	Florida State
30-27	W	at Virginia
28-24	W	Miss. St. (Peach Bowl)

**1994 Statistical Leaders**

Rushing					Tackles		
Att	Yds	Avg	TD		Tot	TFL	
Terrell Davis	97	445	4.6	6	Corey Johnson	118	1-2
Hines Ward	77	423	5.5	3	Randall Godfrey	102	11-23
Bill Montgomery	25	170	6.8	0	Marcus Williams	92	2-7
Larry Bowie	46	143	3.1	4	Greg Bright	89	3-8
Selma Calloway	15	114	7.6	0	Phillip Daniels	87	7-12
Receiving					Tackles		
Rec	Yds	Avg	TD		Tot	TFL	
Hason Graham	46	881	19.2	9	Will Muschamp	84	0-0
Brice Hunter	59	799	13.5	7	Whit Marshall	72	3-8
Juan Daniels	37	586	15.8	5	Robert Edwards	64	2-2
Jeff Thomas	36	457	12.7	0	Travis Jones	57	2-5
Terrell Davis	31	330	10.6	0	Travis Stroud	53	0

Passing						
Att	Comp	Yds	Pct.	TD	Int	
Eric Zeier	432	259	3396	13.1	24	14
Mike Bobo	27	17	325	19.1	1	0

**1995 Schedule**

Sept. 2	South Carolina	
Sept. 9	at Tennessee	
Sept. 16	New Mexico State	
Sept. 23	at Ole Miss	
Sept. 30	Alabama	
Oct. 7	at Clemson	6:39 PM
Oct. 14	at Vanderbilt	
Oct. 21	Kentucky	
Oct. 28	Florida	
Nov. 11	Auburn	
Nov. 25	at Georgia Tech	

**1994 Results (6-4-1 overall)**

24-21	W	at South Carolina
23-41	L	Tennessee
70-6	W	NE Louisiana
17-14	W	Ole Miss
28-29	L	at Alabama
40-14	W	Clemson
30-43	L	Vanderbilt
34-30	W	at Kentucky
14-52	L	at Florida
23-23	T	at Auburn
48-10	W	Georgia Tech





## MARYLAND

Oct. 21  
TBA  
Byrd Stadium



Mark Duffner

Scott Milanovich

### GENERAL INFORMATION

**School:** University of Maryland  
**Location:** College Park, MD  
**Stadium Name/Capacity:** Byrd Stadium/48,000  
**Turf:** Grass  
**Enrollment:** 21,799  
**Colors:** Red-White/Black-Gold  
**President:** Dr. William E. Kirwan  
**Athletic Director:** Deborah Yow  
**1st Year of Football:** 1892  
**Sports Information Director:** Herb Hartnett  
**Office Phone:** (301) 314-7064  
**Home Phone:** (301) 730-8824  
**Press Box Phone:** (301) 405-7810/7808  
**SID Emeritus:** Joe F. Blair  
**Home Phone:** (301) 589-6883  
**Assistant SID:** Chuck Walsh  
**Home Phone:** (301) 890-9671  
**Assistant SID:** Heather Czezok  
**Home Phone:** (301) 680-2270  
**SID Address:** P.O. Box 295, College Park, MD 20741-0295  
**Fax Phone:** (301) 314-9094  
**Overnight Mail Address:** Cole Field House, Campus Drive, Room 1102, College Park, MD 20742  
**Ticket Manager/Bus. Mgr.:** Jack Zane/Jamie Pollard  
**Head Coach/Alma Mater:** Mark Duffner/William & Mary '75  
**Record at School/Years:** 9-24 (3 years)  
**Career Record/Years (4 yr sch. only):** 69-29-1 (9 years)  
**Best Time to Contact Coach:** 1:00 PM Wednesday/Thursday  
**Office Phone:** (301) 314-7096  
**Assistant Coaches (Alma Mater/Pos):** Dan Dorazio (Kent St. '74/Off. Coor., OL), Kevin Coyle (Massachusetts '78/Def. Coor., DB), Rob Spence (Iona '81/QB), Dave Ungerer (S. Connecticut St. '80/RB, Special Teams), Jim Miceli (S. Connecticut St. '79/TE, Recruiting Coor.), Dennis Goldman (S. Connecticut St. '71/Receivers), Peter McCarty (Massachusetts '78/OLB), Cliff Schwenke (Bridgeport '72/Def. Line), Mel Foels (Bowling Green/ILB)  
**Date Fall Practice Begins:** August 10  
**Lettermen Lost:** 15  
**Lettermen Returning:** 38  
**Starters Lost:** 8  
**Starters Returning:** 16  
**Offensive Formation:** Run and Shoot  
**Defensive Formation:** Multiple 40  
**Top Losses (Name/Pos):** Steve Ingram OT, David Hack OG, Jamie Bragg C/DT, Allen Williams RB, Angel Guerra DB, Erick Wood ILB  
**Offensive Starters Returning (Name/Pos):** Jermaine Lewis WR, Geroy Simon R, John Teter T, Mark Motley T, Mancel Johnson WR, Scott Milanovich QB/P, Joe O'Donnell PK  
**Defensive Starters Returning (Name/Pos):** Eric Hicks DE, Al Wallace DE, Mike Settles OLB, Ratcliff Thomas ILB, Andreall Johnson CB, Jermaine Stewart SS, Wade Inge FS, Scott Milanovich P  
**1995 Honors Candidates:** Scott Milanovich QB, Geroy Simon WR, Jermaine Lewis WR, Ratcliff Thomas ILB, Andreall Johnson CB

### 1994 Statistical Leaders

Rushing					Tackles		
Att	Yds	Avg	TD		Tot	TFL	
Allen Williams	129	649	5.0	1	Ratcliff Thomas	140	3-8
Brian Underwood	41	180	4.4	1	Mike Settles	106	5-9
Buddy Rodgers	39	129	3.3	4	Andreall Johnson	78	4-7
Receiving							
Rec	Yds	Avg	TD				
Geroy Simon	77	891	11.6	5	Tim Brown	68	2-8
Jermaine Lewis	45	692	15.4	9	Jermaine Stewart	67	2-14
Allen Williams	51	357	7.0	1	Erik Wood	62	0
Mancel Johnson	33	353	10.7	3	Angel Guerra	51	0
Russ Weaver	47	430	9.1	3	Raphael Wall	56	0
					Cornelius White	49	4-26

Passing						
Att	Comp	Yds	Pct.	TD	Int	
Scott Milanovich	333	229	.688	20	9	
Kevin Foley	95	62	.653	3	4	

### 1995 Schedule

Sept. 2	at Tulane	8:00 PM
Sept. 9	North Carolina	7:00 PM
Sept. 16	West Virginia	7:00 PM
Sept. 23	Duke	7:00 PM
Sept. 28	at Georgia Tech	
Oct. 7	at Wake Forest	
Oct. 21	Clemson	1:30 PM
Oct. 28	at Louisville	4:00 PM
Nov. 4	at N.C. State	
Nov. 11	Virginia	1:30 PM
Nov. 18	at Florida State	

### 1994 Results (4-7 Overall)


16-49	L	at Duke
20-52	L	Florida State
24-13	W	at West Virginia
31-7	W	Wake Forest
0-13	L	at Clemson
17-41	L	at North Carolina
42-27	W	Georgia Tech
38-10	W	Tulane
45-47	L	N.C. State
21-46	L	at Virginia
16-21	L	at Syracuse

### 1995 Clemson Football



## GEORGIA TECH

Oct. 28  
TBA  
Bobby Dodd Stadium



George O'Leary

Michael Cheever

### GENERAL INFORMATION

**School:** Georgia Tech  
**Location:** Atlanta, GA 30332  
**Stadium Name/Capacity:** Bobby Dodd Stadium/Grant Field/46,000  
**Turf:** Natural Grass  
**Enrollment:** 13,000  
**Colors:** Old Gold and White  
**President:** Dr. G. Wayne Clough  
**Athletic Director:** Dr. Homer Rice  
**1st Year of Football:** 1892  
**Sports Information Director:** Mike Finn  
**Office Phone:** (404) 894-5445  
**Home Phone:** (404) 938-9910  
**Press Box Phone:** (404) 853-1848, 1849  
**Assistant SID:** Mike Stamus  
**Home Phone:** (404) 951-1939  
**Assistant SID:** Allison George  
**Home Phone:** (404) 874-6450  
**Assistant SID:** Erika Austin  
**Home Phone:** TBA  
**SID Address:** 150 Bobby Dodd Way NW, Atlanta, GA 30332  
**Fax Phone:** (404) 853-2674  
**Overnight Mail Address:** 150 Bobby Dodd Way NW, Atlanta, GA 30332  
**Ticket Manager/Bus. Mgr.:** Mary Fowler/Jim Murphy  
**Head Coach/Alma Mater:** George O'Leary (New Hampshire '68)  
**Record at School/Years:** 0-3 (1st year)  
**Career Record/Years (4 yr sch. only):** 0-3 (1st year)  
**Best Time to Contact Coach:** 11am-1pm, W-Th  
**Office Phone:** (404) 894-5420  
**Weekly Press Conference:** Tuesday 11:30 AM  
**Assistant Coaches (Alma Mater/Pos):** Dave Huxtable (East Illinois '75/ILB), Brian Baker (Maryland '85/Def. Coor., OLB), John Anselmo (Cortland St. '71/Def. Backs), Bob Casullo (Brockport State '73/RB, Special Teams), Stan Hixon (Iowa State '79/WR), Larry New (Illinois '65/Def. Line), Lance Thompson (The Citadel '87/TE, Recruiting Coor.), Pat Watson (Miss. State '65/Off. Coor., Off. Line), Eddie Watson (Arizona '62/QB)  
**Date Fall Practice Begins:** August 7  
**Lettermen Lost:** 23  
**Lettermen Returning:** 37  
**Starters Lost:** 12  
**Starters Returning:** 10  
**Offensive Formation:** Multiple  
**Defensive Formation:** Multiple  
**Top Losses (Name/Pos):** Tommy Luginbill QB, Charlie Simmons SE, Jason Bender, P/FL, Brian Bravy G, Jamal Cox ILB, Lethon Flowers CB  
**Offensive Starters Returning (Name/Pos):** Michael Cheever c, Curtis McGee T, Jason Dukes T, Chuck Vernau T, Derrick Steagall FL, C.J. Williams TB  
**Defensive Starters Returning (Name/Pos):** Ralph Hughes OLB, Nathan Perryman CB, Michael Dee FS  
**1995 Honors Candidates:** Michael Cheever C, Curtis McGee T, Derrick Steagall FL, Nathan Perryman CB, C.J. Williams TB

### 1994 Statistical Leaders

Rushing					Tackles		
Att	Yds	Avg	TD		Tot	TFL	
C.J. Williams	120	564	4.7	1	Jamal Cox	146	5-16
M. Smith	87	385	4.4	2	Rodney Wilkerson	118	1-2
Jimmy Lincoln	45	105	2.3	0	David Hendrix	97	9-25
Receiving							
Rec	Yds	Avg	TD				
Cedric Zachery	28	283	20.2	1	Ron Rogers	60	0
Charlie Simmons	40	587	14.7	6	Mike Dee	58	1-4
Derrick Steagall	16	223	13.9	3	Nathan Perryman	52	2-2
Jason Bender	21	286	13.6	3			

Passing						
Att	Comp	Yds	Pct.	TD	Int	
Donnie Davis	16	8	.500	0	1	
Tommy Luginbill	327	182	.557	14	13	

### 1995 Schedule

Sept. 2	Furman	12:10 PM
Sept. 7	at Arizona	10:00 PM
Sept. 16	at Virginia	1:30 PM
Sept. 28	Maryland	8:00 PM
Oct. 7	at Duke	
Oct. 14	North Carolina	
Oct. 21	at Florida State	
Oct. 28	Clemson	
Nov. 4	at Wake Forest	
Nov. 11	N.C. State	
Nov. 23	Georgia	11:00 AM

### 1994 Results (1-10 Overall)


14-19	L	Arizona
45-26	W	Western Carolina
12-27	L	Duke
13-21	L	at N.C. State
24-31	L	at North Carolina
7-24	L	Virginia
27-42	L	at Maryland
10-41	L	Florida State
10-20	L	at Clemson
13-20	L	Wake Forest
10-48	L	at Georgia





## NORTH CAROLINA

**Nov. 4**  
**TBA**  
**Death Valley**



Mack Brown

Marcus Jones

**GENERAL INFORMATION**

**School:** University of North Carolina **Nickname:** Tar Heels  
**Location:** Chapel Hill, NC 27514  
**Stadium Name/Capacity:** Kenan Memorial/52,000  
**Turf:** Natural Grass  
**Enrollment:** 24,463 **Colors:** Carolina Blue and White  
**Chancellor:** Michael K. Hooker **Athletic Director:** John Swofford  
**1st Year of Football:** 1888  
**Sports Information Director:** Rick Brewer  
**Office Phone:** (919) 962-2123 **Home Phone:** (919) 929-2721  
**Press Box Phone:** (919) 962-2123  
**Assistant SID:** Steve Kirschner **Home Phone:** (919) 929-9121  
**Assistant SID:** Dave Lohse **Home Phone:** (919) 967-7272  
**Assistant SID:** Sheri West **Home Phone:** (919) 942-2053  
**SID Address:** P.O. Box 2126, Chapel Hill, NC 27514 **Fax Phone:** (919) 962-0612  
**Overnight Mail Address:** Smith Center, Bowles Drive, Chapel Hill, NC 27514  
**Ticket Manager/Bus. Mgr.:** Darren Lucas/Martina Ballen  
**Head Coach/Alma Mater:** Mack Brown/Florida State '74  
**Record at School/Years:** 42-38-1 (7 years)  
**Career Record/Years (4 yr sch. only):** 59-66-1 (11 years)  
**Best Time to Contact Coach:** 2:00-3:00 PM, M-Th  
**Office Phone:** (919) 966-2575  
**Weekly Press Conference:** Tuesday 11:30 AM-1PM  
**Assistant Coaches (Alma Mater/Pos):** Tim Brewster (Illinois '83/TE, Special Teams), Ken Browning (Guidford '68/DT), Cleve Bryant (Ohio '69/QB), Jim Cavanaugh (William & Mary '70/WR), Bruce Johnson (Wofford '70/DB), Darrell Moody (NC State '70/Off. Coord.-RB), Donnie Thompson (Connecticut '76/DE), Carl Torbush (Carson-Newman '74/Def. Coordinator, LB), Eddie Williamson (Furman '74/OL)  
**Date Fall Practice Begins:** August 11  
**Lettermen Lost:** 23 **Lettermen Returning:** 40  
**Starters Lost:** 12 **Starters Returning:** 10  
**Offensive Formation:** Multiple I **Defensive Formation:** 4-3  
**Top Losses (Name/Pos):** Jason Stanicek QB, Curtis Johnson TB, Greg DeLong TE, William Henderson FB, Mike Morton LB, Kerry Mock LB, Tripp Pignetti PK  
**Offensive Starters Returning (Name/Pos):** Leon Johnson TB, Octavus Barnes FL, Marcus Wall SE, Byron Thomas OT, Jerness Gethers OG, Mike Hobgood OG  
**Defensive Starters Returning (Name/Pos):** Marcus Jones DT, Fuzzy Lee CB, Sean Boyd SS, Eric Thomas FS  
**1994 Honors Candidates:** Marcus Jones DT, Leon Johnson TB, Marcus Wall SE, Mike Thomas QB, Octavus Barnes FL, Fuzzy Lee DB

**1994 Statistical Leaders**

<b>Rushing</b>	<b>Att</b>	<b>Yds</b>	<b>Avg</b>	<b>TD</b>	<b>Tackles</b>	<b>Tot</b>	<b>TFL</b>
Leon Johnson	151	805	5.3	7	Mike Morton	126	2-8
Curtis Johnson	146	721	4.9	7	Eddie Mason	76	4-7
Jason Stanicek	88	281	3.2	3	Kerry Mock	75	4.5-22
William Henderson	47	251	5.3	1	Fuzzy Lee	63	4-6
					Marcus Jones	62	12.5-56
					James Hamilton	59	3-13
<b>Receiving</b>	<b>Rec</b>	<b>Yds</b>	<b>Avg</b>	<b>TD</b>	Boyd	57	0
Octavus Barnes	32	609	19.0	3	E. Thomas	48	1-1
Marcus Wall	29	569	19.3	9	Parker	41	4-24
Leon Johnson	29	266	9.2	2			
Darrin Ashford	17	240	14.1	2			

<b>Passing</b>	<b>Att</b>	<b>Comp</b>	<b>Yds</b>	<b>Pct.</b>	<b>TD</b>	<b>Int.</b>
Jason Stanicek	166	96	1222	.578	7	7
Mike Thomas	83	39	715	.470	8	3

**1995 Schedule**

Sept. 2	Syracuse	7:30 PM
Sept. 9	at Maryland	12:00 Noon
Sept. 21	at Louisville	8:00 PM
Sept. 30	Ohio University	
Oct. 7	Virginia	12:00 Noon
Oct. 14	at Georgia Tech	
Oct. 21	Wake Forest	
Nov. 4	at Clemson	
Nov. 11	Florida State	
Nov. 18	Duke	
Nov. 24	at N.C. State	11:00 AM

**1994 Results (8-4 Overall)**

27-17	W	Texas Christian
49-0	W	Tulane
18-31	L	at Florida State
28-24	W	at Southern Methodist
31-24	W	Georgia Tech
41-17	W	Maryland
10-34	L	at Virginia
31-17	W	N.C. State
17-28	L	Clemson
50-0	W	at Wake Forest
41-40	W	at Duke
31-35	L	Texas (Sun Bowl)



## DUKE

**Nov. 11**  
**TBA**  
**Death Valley**



Fred Goldsmith

Ray Farmer

**GENERAL INFORMATION**

**School:** Duke University **Nickname:** Blue Devils  
**Location:** Durham, NC 90557  
**Stadium Name/Capacity:** Wallace Wade Stadium/33,941  
**Turf:** Grass  
**Enrollment:** 6,150 **Colors:** Royal Blue and White  
**President:** Dr. Nan Keohane **Athletic Director:** Tom Butters  
**1st Year of Football:** 1888  
**Sports Information Director:** Mike Cragg  
**Office Phone:** (919) 684-2633 **Home Phone:** (919) 544-0259  
**Press Box Phone:** (919) 684-2633  
**Assistant SID:** Lori Winters **Home Phone:** (919) 493-3842  
**Assistant SID:** Tom Kosempa **Home Phone:** (919) 383-5316  
**SID Address:** 115 Cameron Indoor Stadium, Box 90557, Durham, NC 27708-0557  
**Fax Phone:** (919) 684-2489  
**Overnight Mail Address:** 115 Cameron Indoor Stadium, Durham, NC 27708  
**Ticket Manager/Bus. Mgr.:** Ruby McLawhon  
**Head Coach/Alma Mater:** Fred Goldsmith (Florida '67)  
**Record at School/Years:** 8-4 (1 year)  
**Career Record/Years (4 yr sch. only):** 33-42-1 (7 years)  
**Best Time to Contact Coach:** Mornings  
**Office Phone:** (919) 684-2635  
**Weekly Press Conference:** Monday 12:00 Noon  
**Assistant Coaches (Alma Mater/Pos):** Jeff McInerney (Def. Coord./ILB), John Zernhelt (Off. Coord./Off. Line), Larry Beckish (Off. Backs), Fred Chatham (TE/Kickers), Joe DeForest (OLB, Special Teams), Jim Gonzales (Def. Ends), Cliff Lewis (Interior Def. Line), Ken Matous (Receivers), Craig Williams (Def. Backs)  
**Date Fall Practice Begins:** August 12  
**Lettermen Lost:** 24 **Lettermen Returning:** 44  
**Starters Lost:** 9 **Starters Returning:** 15  
**Offensive Formation:** Multiple Pro Set **Defensive Formation:** Comb 3-4  
**Top Losses (Name/Pos):** Robert Baldwin FB, Matt Williams RT, John Farquhar TE, Zaid Abdul-Aleem SS, David Hawkins OLB, Jamal Ellis CB  
**Offensive Starters Returning (Name/Pos):** Corey Thomas SE, Jon Merrill LT, Jeroen Egge C, Chad Melita RG, Spence Fischer QB, Tom Cochran PK  
**Defensive Starters Returning (Name/Pos):** Mike Stallmeyer DT, Bernard Holsey NG, James Kirkland DE, Carlos Bagley ILB, Billy Granville ILB, John Zuanich BAN, Ray Farmer FS, Brandon Pollock CB, Jon Krueger P  
**1995 Honors Candidates:** Jeroen Egge C, Ray Farmer FS, Spence Fischer QB, John Krueger P, Corey Thomas SE, Billy Granville ILB, Bill Khayat TE

**1994 Statistical Leaders**

<b>Rushing</b>	<b>Att</b>	<b>Yds</b>	<b>Avg</b>	<b>TD</b>	<b>Tackles</b>	<b>Tot</b>	<b>TFL</b>
Robert Baldwin	276	1236	4.3	12	Billy Granville	115	8.5-41
David Lowman	30	156	5.1	4	John Zuanich	100	16-72
Spence Fischer	62	153	0.4	3	Carlos Bagley	94	2-10
					Ray Farmer	82	6-12
<b>Receiving</b>	<b>Rec</b>	<b>Yds</b>	<b>Avg</b>	<b>TD</b>	David Hawkins	69	14-74
Bill Khayat	49	562	11.5	2	Zaid Abdul-Aleem	67	4-5
Jon Jensen	45	526	11.7	2	James Kirkland	67	8-49
Corey Thomas	37	558	15.1	8	Brandon Pollock	57	1-1
Robert Baldwin	36	258	7.2	1	Jamal Ellis	50	1-1
John Farquhar	22	296	13.5	2			

<b>Passing</b>	<b>Att</b>	<b>Comp</b>	<b>Yds</b>	<b>Pct.</b>	<b>TD</b>	<b>Int.</b>
Spence Fischer	346	204	2285	59.0	16	8
Joe Pickens	18	11	176	61.1	2	1

**1995 Schedule**

Sept. 2	Florida St. (at Orlando)	3:30 PM
Sept. 10	Rutgers	7:00 PM
Sept. 16	at Army	
Sept. 23	at Maryland	
Sept. 30	Navy	7:00 PM
Oct. 7	Georgia Tech	1:30 PM
Oct. 14	at Virginia	
Oct. 21	N.C. State	1:30 PM
Oct. 28	Wake Forest	1:30 PM
Nov. 11	at Clemson	
Nov. 18	at North Carolina	

**1994 Results (8-4 Overall)**

49-16	W	Maryland
13-10	W	East Carolina
43-7	W	Army
27-12	W	at Georgia Tech
47-14	W	at Navy
19-13	W	Clemson
51-26	W	at Wake Forest
20-59	L	at Florida State
28-25	W	Virginia
23-24	L	N.C. State
40-41	L	North Carolina
20-34	L	Wisconsin (Hall of Fame Bowl)

1995 Clemson Football






# SOUTH CAROLINA

## Nov. 18

### TBA

#### William-Brice Stadium



Brad Scott

Steve Tanneyhill

### GENERAL INFORMATION

**School:** University of South Carolina **Nickname:** Gamecocks  
**Location:** Columbia, South Carolina 29208  
**Stadium Name/Capacity:** Williams-Brice Stadium/72,400  
**Turf:** Natural Grass  
**Enrollment:** 25,613  
**President:** Dr. John Palms  
**1st Year of Football:** 1892  
**Sports Information Director:** Kerry Tharp  
**Office Phone:** (803) 777-7987 **Home Phone:** (803) 776-0382  
**Press Box Phone:** (803) 777-2040  
**Assistant SID:** Brian Binette **Home Phone:** (803) 736-9444  
**Assistant SID:** Michelle Schmitt **Home Phone:** TBA  
**SID Address:** 1300 Rosewood Dr., Columbia, SC 29208 **Fax Phone:** (803) 777-2967  
**Overnight Mail Address:** 1300 Rosewood Dr., Columbia, SC 29208  
**Ticket Manager/Bus. Mgr.:** Chris Massaro/Jim Petrus  
**Head Coach/Alma Mater:** Brad Scott (South Florida '79)  
**Record at School/Years:** 7-5 (1 year)  
**Career Record/Years (4 yr sch. only):** 7-5 (1 year)  
**Best Time to Contact Coach:** 1:00-2:00 PM weekdays  
**Office Phone:** (803) 777-4273  
**Weekly Press Conference:** Monday 12:00 Noon  
**Assistant Coaches (Alma Mater/Pos):** Wally Burnham (Samford/Asst. Head Coach, Def. Coord.), John Eason (Florida A&M/Off. Coord., WR), Frank Hickson (Tuskegee/RB), Bobby Johns (Alabama/Secondary), Chuck Kelly (La. Tech/Off. Line), Brad Lawing (Lenoir-Rhyne/Def. Line), John Reaves (Florida/QB)  
**Date Fall Practice Begins:** August 10  
**Lettermen Lost:** 12 **Lettermen Returning:** 47  
**Starters Lost:** 9 **Starters Returning:** 15  
**Offensive Formation:** Pro Set **Defensive Formation:** 4-3

**Top Losses (Name/Pos):** Brandon Bennett RB, Chris Rumph DE, Stacy Evans DE, Tony Watkins SS, David Turnipseed TE, Vincent Dinkins C, Toby Cates WR, Corey Bell CB, Boomer Foster TE  
**Offensive Starters Returning (Name/Pos):** Steve Taneyhill QB, Stanley Pritchett FB, James Dexter OT, Delvin Herring OG, Luther Dixon OG, Randy Wheeler OT, Darrel Nicklow WR  
**Defensive Starters Returning (Name/Pos):** Eric Sullivan DT, Ron Nealy CB, Aubrey Brooks ILB, Hank Campbell ILB, Ronnie Smith ILB, Ben Washington FS  
**1995 Honors Candidates:** Steve Taneyhill QB, Stanley Pritchett FB, James Dexter OT, Delvin Herring OG, Hank Campbell ILB, Ronnie Smith ILB

### 1994 Statistical Leaders

<u>Rushing</u>	<u>Att</u>	<u>Yds</u>	<u>Avg</u>	<u>TD</u>	<u>Tackles</u>	<u>Tot</u>	<u>TFL</u>
Brandon Bennett	181	816	4.3	4	Aubrey Brooks	83	5
Stanley Pritchett	130	601	4.6	8	Hank Campbell	80	6
Mike Reddick	13	77	5.9	0	Ronnie Smith	80	7
					Terry Cousin	75	7
					Chris Abrams	61	0
<u>Receiving</u>	<u>Rec</u>	<u>Yds</u>	<u>Avg</u>	<u>TD</u>	Stacy Evans	53	7
Stanley Pritchett	34	212	6.2	2	Ben Washington	53	0
Darrel Nicklow	24	263	11.0	2	Chris Rumph	52	6
Monty Means	22	270	12.3	3	David Turnipseed	43	6

<u>Passing</u>	<u>Att</u>	<u>Comp</u>	<u>Yds</u>	<u>Pct.</u>	<u>TD</u>	<u>Int</u>
Steve Taneyhill	367	231	2259	.629	19	8

<u>1995 Schedule</u>			<u>1994 Results (7-5 Overall)</u>		
Sept. 2	at Georgia	12:30 PM	21-24	L	Georgia
Sept. 9	at Arkansas	2:00 PM	14-0	W	Arkansas
Sept. 16	Louisiana Tech	7:00 PM	31-6	W	Louisiana Tech
Sept. 23	Kentucky	12:30 PM	23-9	W	Kentucky
Sept. 30	Louisiana State	7:00 PM	18-17	W	Louisiana State
Oct. 7	Kent	1:00 PM	42-56	L	East Carolina
Oct. 14	at Mississippi St.	7:00 PM	36-41	L	Mississippi State
Oct. 21	Vanderbilt	1:00 PM	19-16	W	Vanderbilt
Oct. 28	at Tennessee	1:00 PM	22-31	L	Tennessee
Nov. 11	Florida	1:00 PM	17-48	L	Florida
Nov. 18	Clemson	1:00 PM	33-7	W	Clemson
			24-21	W	West Virginia (Carquest Bowl)



## Attendance, 1938-94

Year	Gms	Season Attend.	Average Attend.	Home Games	Home Attend.	Avg. Home Attend.	Year	Gms	Season Attend.	Average Attend.	Home Games	Home Attend.	Avg. Home Attend.
1938	9	100,500	11,167	3	25,500	8,500	1966	10	355,286	35,529	4	146,237	36,559
1939	10	147,500	14,750	2	18,000	9,000	1967	10	389,618	38,962	5	206,275	41,255
1940	9	126,000	14,000	2	20,000	10,000	1968	10	386,432	38,643	4	147,434	36,859
1941	9	115,000	12,777	2	17,000	8,500	1969	10	339,936	33,994	4	136,252	34,063
1942	10	100,500	10,050	3	23,500	7,833	1970	11	367,347	33,395	6	205,376	34,229
1943	8	65,000	8,125	2	7,500	3,750	1971	11	398,222	36,200	5	154,741	30,948
1944	9	79,000	8,777	2	13,500	6,750	1972	11	398,732	36,248	5	192,456	38,491
1945	10	138,986	13,899	4	38,000	9,500	1973	11	411,477	37,407	6	188,500	31,417
1946	9	155,500	17,277	3	44,000	14,666	1974	11	440,384	40,034	6	251,424	41,904
1947	9	149,000	16,556	3	37,000	12,338	1975	11	487,436	44,312	5	195,873	39,174
1948	11	216,614	19,692	4	66,500	16,625	1976	11	459,845	41,804	5	221,486	44,297
1949	10	188,996	18,899	5	79,000	15,800	1977	12	580,067	48,339	5	235,152	47,030
1950	10	248,606	24,861	4	81,000	20,250	1978	12	599,793	49,983	6	321,763	53,627
1951	10	242,843	24,284	3	44,500	14,833	1979	12	641,109	53,426	6	353,576	58,929
1952	9	189,161	21,017	2	44,000	22,000	1980	11	567,436	51,585	6	369,770	61,628
1953	9	192,960	21,400	4	76,000	19,000	1981	12	683,871	56,989	6	371,152	61,859
1954	10	197,500	19,750	4	51,500	12,875	1982	11	592,902	53,900	6	380,679	63,446
1955	10	211,711	21,171	5	98,000	19,600	1983	11	701,937	63,812	7	521,898	74,557
1956	11	301,552	27,413	4	71,000	17,750	1984	11	750,847	68,259	6	467,670	77,945
1957	10	213,000	21,300	4	73,000	18,250	1985	12	749,282	62,440	6	460,413	76,736
1958	11	352,000	32,000	5	121,000	24,200	1986	12	765,771	63,814	5	393,500	78,700
1959	11	357,856	32,532	4	119,000	29,750	1987	12	825,836	68,820	8	602,526	75,316
1960	10	247,780	24,778	5	141,080	28,286	1988	12	758,727	63,227	6	490,502	81,750
1961	10	310,000	31,000	5	132,000	26,400	1989	12	759,468	63,289	6	423,566	78,927
1962	10	291,640	29,164	5	158,000	31,600	1990	12	717,293	59,774	6	475,174	79,196
1963	10	318,587	31,859	4	103,496	25,874	1991	12	839,423	69,952	7	534,597	76,371
1964	10	260,725	26,073	4	112,000	28,000	1992	11	805,150	73,195	6	460,732	76,789
1965	10	333,736	33,374	4	113,000	28,250	1993	12	749,349	62,446	7	467,914	66,845
							1994	11	698,782	63,526	6	422,633	70,439



# 1995 Game Notes

## **Sept. 2 Western Carolina at Clemson** **Series: Clemson leads 4-0**

Clemson has won 30 in a row over Southern Conference teams since a 6-0 loss to South Carolina in 1952...Clemson has won 39 games in a row over teams currently in the Southern Conference...the last nine Southern Conference teams to play the Tigers have failed to score a touchdown....Clemson has a 4-0 record against Western Carolina in Death Valley and has outscored the Paladins in those games 125-30...the two teams have not met since 1987 when Clemson won by a 43-0 score...the closest WCU has come to beating Clemson took place in 1980 when a late Eddie Geathers interception allowed the Tigers to hold on by a 17-10 score...over the previous 99 seasons of Clemson football the Tigers are 74-17-8 in the opening game of the season...Clemson has won 11 of its last 12 openers with the only loss coming in 1986 to Virginia Tech, 20-14...Clemson Assistant Head Coach Les Herrin is a 1971 graduate of Western Carolina and his son, Deke, is a student at WCU...former Clemson great Jeff Davis will be inducted into the Clemson Ring of Honor during pregame ceremonies...Clemson is 1-0 on September 2 in its history, the game against Western Carolina will be the third earliest season opener in Clemson history.

## **Sept. 9 Florida State at Clemson** **Series: Florida State leads, 6-2**

Clemson has lost three in a row to Florida State and has been shutout each of the last two seasons...Clemson's last win over the Seminoles took place exactly six years ago on this date, as the Tigers stunned the Seminoles in Tallahassee, 34-23...Florida State ended that year ranked third in the nation and that is the last time Florida State lost to an ACC team...The Seminoles are a perfect 3-0 in Death Valley...Florida State and Alabama (2-0) are the only schools who are unbeaten in Death Valley, given a minimum of two games...Clemson and Florida State have both been ranked in the top 20 in the nation in the AP poll heading into four of the last five games...Clemson held Florida State to 17 points last year, its low output of the season...the last time the two teams played at Clemson, 1992, the Seminoles scored with under three minutes left to defeat the Tigers 24-20 in front of an ESPN audience....this year's game will be shown on ABC...Clemson has 13 players, including six 1995 signees, from the state of Florida (Rahim Abdullah, Jacksonville; Brent Banasiewicz, Monticello; Eric Bradford, Lakeland; Donald Broomfield, Olustee; Brian Dawkins, Jacksonville; Billy Luckie, Ft. Walton Beach; Wayne Moore, Lake Butler; Patrick Sapp, Jacksonville; Emory Smith, Pensacola; John Thompson, Jacksonville; Jamie Trimble, Ormond Beach; Antwuan Wyatt, Daytona Beach; Bennie Zeigler, St. Petersburg)...Brian Dawkins has had his season high in terms of tackles

against Florida State each of the last two seasons, and has 26 career tackles against the Seminoles in three games...the All-America candidate from Jacksonville, FL had a career high 15 stops at FSU last year, the fourth highest total for a Clemson defensive back in history...Clemson wide receivers coach Rick Stockstill and inside linebackers coach Reggie Herring, are both Florida State graduates...Fred Hoover, another FSU grad, will work his 400th consecutive game as Clemson's head trainer when the Tigers meet the Seminoles...Clemson has a 2-0 record on September 9, including a 1-0 mark against Florida State.

## **Sept. 16 Clemson at Wake Forest** **Series: Clemson leads 46-13-1**

Wake Forest has won two of the last three games in the series, but the Tigers have won 16 of the last 18....the Deacs' victory at Death Valley in 1993 was their first at Clemson since 1961...Quarterback Louis Solomon set a Clemson rushing record for a quarterback when he had 17 rushes for 159 yards against Wake Forest in 1994...he rushed for a TD and passed for a TD in that game...Brett Williams had five tackles, including two sacks, against Wake Forest in Clemson's 24-8 victory in 1994...Patrick Sapp completed 5-9 passes for 45 yards, his last completions of the 1994 season and perhaps his Clemson career, as he has moved to defense in 1995...Peter Ford became first Clemson cornerback to record two tackles for loss in a game when he turned the trick against Wake Forest in 1993...Andre Humphrey had a career high 10 tackles vs. Wake Forest last year....Clemson lost at Wake Forest in 1992, the last time the two teams played in Winston-Salem...the Tigers have a 13-7-1 record at Wake Forest over the years...Clemson has a 2-0 record on September 16.

## **Sept. 23 Virginia at Clemson** **Series: Clemson leads 31-2-1**

This is the seventh straight year the Clemson-Virginia game has been shown on some type of television network...Clemson has three active quarterbacks who have played a significant role in a game against Virginia, but probably none of the three will start this game....The Clemson-Virginia game will be Parents Day...Dexter McCleon had 229 yards in total offense, including 127 yards rushing in 1993 against Virginia, his first game at quarterback for Clemson...In 1992 Clemson played in Charlottesville and the Tigers recorded the greatest come-from-behind victory in school history...Clemson trailed 28-0, 28 minutes into the game, then came back to win 29-28 on a field goal by Nelson Welch with just 52 seconds left...current Tiger Louis Solomon led the comeback with 116 yards rushing on 16 carries, including a 64-yard run for a score that changed the momentum of the game...Patrick Sapp was the Clemson starter last year, but Nealon Greene is Clemson's starter heading into the season and he has never played against the Cavs....Clemson forced seven Virginia turnovers last year, yet lost the game, 9-6...Andre Carter had three takeaways from his strong safety position, just the third time in Clemson history a defensive

player has had that many takeaways in a single game...Marvin Cross had a career high 11 tackles at Virginia last year...Chuck Winslow, in his only career start, had 10 tackles and two caused fumbles against the Cavs....Warren Forney had a career high 11 tackles at Virginia in 1992...Emory Smith had a career high 113 yards rushing on 18 attempts in the 1993 Clemson victory....the Tigers won the first 29 games of the series, but the team's are 2-2-1 against each other in the 1990s...Clemson has a 6-3-1 record on September 23.

## **Sept. 30 Clemson at N.C. State** **Series: Clemson leads 39-23-1**

Wolfpack head coach Mike O'Cain is a 1977 Clemson graduate and was a quarterback for the Tigers between 1973-76...he was 1976 team MVP and co-captain of the team...he became the first Clemson graduate to beat Clemson when his Pack defeated Clemson 29-12 in Death Valley in 1994...N.C. State held Clemson to a season low 21 yards rushing last year...O'Cain is the first Clemson graduate to serve as a Division I head coach since 1904 when Shack Shealy, Clemson class of '00, became the head coach of the Tigers...O'Cain saw his Clemson QB rushing record broken last year by Louis Solomon, but his 140 yards for Clemson against N.C. State in 1976 still ranks second...this is the 15th annual Textile Bowl, Clemson has a 9-5 lead in the series since it was named the Textile Bowl in 1981....Will Young had a career high eight knockdown blocks against the Pack in the 1993 game...Patrick Sapp completed 19 of 38 passes for 158 yards and a touchdown against N.C. State in 1994...Marvin Cross had 10 tackles in 47 plays against N.C. State last year...Raymond White had a career high six tackles against N.C. State last year...Clemson was 5-3 against N.C. State when Tommy West was an assistant coach with the Tigers (1982-89)...Clemson has a 3-8 record on September 30.

## **Oct. 7 Georgia at Clemson** **Series: Georgia leads 38-17-4**

Clemson has not met Georgia at Death Valley since 1990 when Clemson defeated the Bulldogs by a 34-3 score, Clemson's largest margin of victory in the series since 1905...this is the last game in the series between Clemson and Georgia...the contest will kickoff the Clemson Centennial Celebration of Football...the contest is not televised, but will start at 6:39 PM (see page 1 of press guide)...while Georgia has a commanding overall lead in the series, Clemson has a 9-7-2 lead in games played at Clemson...the two teams are 6-6-2 in Death Valley over the years...Georgia is the only opponent (given a minimum of seven games) with a .500 record in Death Valley...Clemson and Georgia have met seven times over the last 10 years and the Bulldogs have a 4-3 lead...Clemson has won three of the last five, however...Clemson coach Tommy West (Tennessee) and Georgia Coach Ray Goff played against each other in SEC battles in the mid-seventies...Nealon Greene made his first

Clemson's last win over Florida State took place on September 9, the same date as this year's contest.



appearance as a Clemson Tiger at Georgia last year and he connected on 13-19 passes for 102 yards and a TD...freshman Kenya Crooks caught eight passes for 66 yards and a touchdown against the Bulldogs...Brett Williams had a career high six tackles and a career high three tackles for loss at Georgia...Lamarick Simpson had a season high seven tackles at Georgia...Dexter McCleon had a career high eight tackles at Georgia and also had a PBU...Clemson has a 9-4 record on October 7, but is 0-2 against Georgia.

**Oct. 21 Clemson at Maryland**  
**Series: Clemson leads 21-20-2**

Clemson suffered a 30-point loss the last time the Tigers went to College Park...current OLB Patrick Sapp tied a Clemson record for completions and set a record for attempts when he was 25-55 against the Terps in 1992 in College Park...Clemson has taken the lead in the series with Maryland, the first Tiger lead in the series with Maryland since 1971 when it held a 10-9-1 advantage...Antwuan Wyatt had 134 yards rushing, his career high, in his first start at tailback in Clemson's win over Maryland last year...since the Terps scored 53 against Clemson in 1992, they have not scored against the Clemson defense...both of those games were played at Clemson, however...Louis Solomon quarterbacked Clemson to the win over Maryland last year as he completed 6-10 passes for 53 yards and also rushed for 64 yards in 17 attempts...Andre Humphrey had a season high seven tackles against Maryland last year...Marvin Cross had a career high three tackles for loss in the shutout of Maryland last year...Clemson ran for 294 yards against Maryland last year, its second highest total of the season...Clemson has won seven of the last eight games with Maryland...Clemson has a 9-4-1 record on Oct. 21, but has never played Maryland.

**Oct. 28 Clemson at Georgia Tech**  
**Series: Georgia Tech leads 39-18-2**

The last four meetings between Clemson and Georgia Tech have been decided by 10 points or less, including last year's 20-10 Clemson victory at Clemson...when Clemson won over the Yellow Jackets last year it was the coaching debut of George O'Leary, who is now in his first full season as Georgia Tech coach...Robert Jackson had a career high seven knockdown blocks and graded 79 percent in Clemson's victory over Tech in 1993...Clemson had two 100-yard rushers in the win over GT last year as Lamont Pegues had 136 yards in 20 carries, the top tailback total by a Clemson player last year, and Nealon Greene ran for 111 yards in 19 carries...it was Clemson's third straight win...Andre Carter had a season high 10 tackles in the win over Georgia Tech last year...Carlos Curry is a native of Decatur who will be playing his final game against the team from near his home...Georgia Tech has a 37-9-2 advantage over Clemson in games played at Georgia Tech over the years, including 30-6-1 in Bobby Dodd Stadium...Clemson has a 6-5 advantage in the series with Georgia

Tech over the last 11 years...Georgia Tech never played at Clemson until 1974 and the 36 games played between the two teams between 1908 and 1973 were contested in Atlanta...Clemson has a 7-8-1 record on October 28, but has never played Georgia Tech.

**Nov. 4 North Carolina at Clemson**  
**Series: Clemson leads 28-14-1**

North Carolina has not won at Clemson since 1980, Lawrence Taylor's senior year, when they defeated the Tigers 24-19...Jeff Davis had a Clemson record 24 tackles in that game...the Tigers have won eight of the last nine and 12 of the last 14...this will be Clemson's Homecoming Game, the latest Clemson has had a homecoming in since 1967 when the Tigers played Maryland in a November 11 Homecoming Game...the Tigers are 51-17-3 in Homecoming Games over the years and have a 21-1-2 record on Homecoming since 1970...Clemson has not played North Carolina for Homecoming since 1964 when the Tar Heels beat the Tigers 29-0...Clemson is 2-1 against North Carolina in Homecoming Games over the years...Clemson upset #12 North Carolina last year by a 28-17 margin in Chapel Hill...Nealon Greene connected on 9-12 passes to lead the Clemson offense...it was the second time in three years that a first-year Clemson freshman quarterback has led the Tigers to victory over North Carolina...Patrick Sapp had the best game of his freshman year against North Carolina when he hit 13-23 passes for 205 yards and two touchdowns...Clemson Co-Offensive Coordinate Clyde Christensen played for the Tar Heels as a quarterback in 1977 and 1978...North Carolina has gained over 260 yards in total offense against Clemson just twice since 1987...Lamont Pegues had



**Clemson's defense has shut out Maryland's high scoring offense for eight straight quarters.**

20-72 with two touchdowns at UNC last year...Carlos Curry had a career high 10 tackles at North Carolina in 1993...Leomont Evans had a career high 10 tackles at North Carolina in 1993...Clemson has an 8-4 record on November 4, and is 2-1 against North Carolina.

**Nov. 11 Duke at Clemson**  
**Series: Clemson leads 24-14-1**

Clemson has won 12 of the last 14 games against Duke...Duke has not won at Clemson since 1980 and the Tigers are 12-4-1 in Death Valley against the Blue Devils...Clemson defensive end Marvin Cross is a native of Durham and was the captain of the Hillside High School team in 1990...he had three tackles, including a tackle for a loss, and a pass broken up at Durham last year...Dexter McCleon led the Tigers to victory in Durham in 1993 with two interceptions and 69 yards in punt returns...Louis Solomon is the only Tiger on the active roster who has had a 100-yard rushing game against Duke, he had 104 yards in 16 attempts in Clemson's 21-6 win in Death Valley in 1992...Nealon Greene had a career high 204 yards total offense at Duke last year...Clemson has averaged 275 yards a game on the ground against Duke the last 10 years...Seven former Clemson greats, including former All-American Jim Stuckey, will be inducted into the Clemson Hall of Fame on this date...Clemson has an 8-5 record on November 11, but has never played Duke.

**Nov. 18 Clemson at South Carolina**  
**Series: Clemson leads 54-34-4**

The visiting team has won this game four straight years, the first time that has happened since the two teams began playing a home and home series in 1960...West coached in eight games in this series as an assistant between 1982-89, and Clemson had a 5-2-1 advantage in those games...West was 1-1 as an assistant coach for South Carolina against Clemson in 1991 and 1992...Clemson won the 1993 contest in Columbia, 16-13, the only time since 1986 that the game was decided by a touchdown or less...the first 57 games of this series were played in Columbia...Warren Forney had a career high tying 11 tackles against South Carolina in 1992...LaMarick Simpson had 12 tackles against South Carolina in 1993, just the fourth game of a dozen tackles by a Clemson interior lineman since 1985...Clemson has won five of the last seven in the series, including each of the last three games in Columbia...Clemson has an all-time record of 47-31-4 in the city of Columbia...the last time Clemson played South Carolina in Columbia, Dexter McCleon quarterbacked the Tigers to victory...Clemson has an 8-6 record on November 18, including 1-0 against South Carolina...the last time Clemson played on November 18 it beat South Carolina 45-0 in Columbia.



# Series Scores vs. '95 Opponents

## Clemson vs. Western Carolina

Clemson 4, Western Carolina 0, with 0 Ties  
All Games at Clemson: CU leads 4-0  
Games at Memorial Stadium: CU leads 4-0  
Tommy West vs. WCU: 0-1 (as UTC Coach)  
Games over last 10 years: CU leads 1-0  
Current Streak: CU has won 4 in a row  
Largest Clemson win: Clemson 43, WCU 0 in 1987

### When Clemson Played Western Carolina

Year	Clemson Was	WCU Was	Site	Outcome
1980	1-1-0	2-1-0	H	Clemson, 17-10
1982	0-1-1	1-2-0	H	Clemson, 21-10
1983	0-0-0	0-0-0	H	Clemson, 44-10
1987	0-0-0	0-0-0	H	Clemson, 43-0

## Clemson vs. Florida State

Clemson 2, Florida State 6, with 0 ties  
All Games at Clemson: FSU leads 3-0  
Games in Memorial Stadium: FSU leads 3-0  
All Games at Florida State: FSU leads 3-2  
Games at Doak Campbell Stadium: 3-2  
Tommy West vs. Florida State 0-1  
Bobby Bowden vs. Clemson: 4-2  
Last Clemson Win: 34-23 at FSU in 1989  
Last FSU Win: 17-0 at FSU in 1994  
Games Over Last 10 Years: 4-1, FSU  
Current Streak: FSU has won three in a row

### When Clemson Played Florida State

Year	Clemson Was	FSU Was	Site	Outcome
1970	3-5-0	4-3-0	A	FSU, 38-13
1975	1-6-0	1-6-0	H	FSU, 43-7
1976	1-4-2	2-5-0	A	Clemson, 15-12
1988	2-0-0	1-1-0	H	FSU, 24-21
1989	1-0-0	0-1-0	A	Clemson, 34-23
1992	1-0-0	1-0-0	H	FSU, 24-20
1993	1-0-0	2-0-0	A	FSU, 57-0
1994	2-4-0	4-1-0	A	FSU, 17-0

## Clemson vs. Wake Forest

Clemson 46, Wake Forest 13, with 1 tie  
All Games at Clemson: CU leads 27-6-0  
Games in Memorial Stadium: CU leads 22-6-0  
All Games at Wake Forest: CU leads 13-7-1  
Games in Groves Stadium: CU leads 7-3-1  
Tommy West vs. Wake Forest: 1-0  
Jim Caldwell vs. Clemson: 1-1  
Last Clemson Win: 24-8 at Clemson, 1994  
Last Wake Forest Win: 20-16 at Clemson, 1993  
Last Clemson Win at Wake Forest: 38-21 in 1988  
Longest Clemson Streak: 15 (1977-91)  
Longest Wake Forest Streak: 6 (1942-1947)  
Games Over Last 10 Years: CU leads 8-2  
Current Streak: Clemson has won 1 in a row  
Largest Clemson Win: 82-24, 1981  
Largest Wake Forest Win: 41-12, 1943

### When Clemson Played Wake Forest


Year	Clemson Was	WF Was	Site	Outcome
1933	1-3-2	0-2-1	1	Clemson, 13-0
1935	2-0-0	0-3-0	1	Clemson, 13-7
1936	2-2-0	2-1-0	A	Wake, 6-0
1937	2-3-1	1-3-0	H	Clemson, 32-0
1938	3-1-1	3-3-0	A	Clemson, 7-0
1939	5-1-0	6-2-0	H	Clemson, 20-7
1940	3-0-0	3-0-0	H	Clemson, 39-0
1941	5-1-0	4-3-1	H	Clemson, 29-0
1942	2-2-1	2-2-1	A	Wake, 19-6
1943	1-3-0	2-3-0	H	Wake, 41-12
1944	3-2-0	6-0-0	A	Wake 13-7
1945	6-2-1	2-4-1	H	Wake 13-6
1946	1-2-0	2-0-0	A	Wake, 19-7
1947	1-1-0	1-0-0	H	Wake, 16-14
1948	6-0-0	5-2-0	2	Clemson, 21-14
1949	2-2-1	2-4-0	H	Wake, 35-21
1950	3-0-1	4-0-1	2	Clemson, 13-12
1951	3-2-0	5-1-0	H	Clemson, 21-6
1953	1-3-1	2-3-1	H	Clemson, 18-0
1954	2-3-0	2-2-1	1	Clemson, 32-20
1955	4-1-0	3-2-1	H	Clemson, 19-13
1956	2-0-1	1-2-0	A	Clemson, 17-0
1957	5-3-0	0-8-0	H	Clemson, 13-6
1958	4-1-0	3-3-0	H	Clemson, 14-12

1959	6-2-0	5-2-0	H	Clemson, 33-31
1960	1st Game	1st Game	A	Clemson, 28-7
1961	1-2-0	0-3-0	H	Wake, 17-13
1962	1-1-0	0-2-0	A	Clemson, 24-7
1963	1-4-1	0-6-0	H	Clemson, 36-0
1964	1-3-0	2-2-0	A	Clemson, 21-2
1965	4-2-0	2-4-0	H	Clemson, 26-13
1966	2-3-0	2-4-0	A	Clemson, 23-21
1967	1st Game	0-1-0	H	Clemson, 23-6
1968	1st Game	0-1-0	A	Tie, 20-20
1969	2-2-0	2-3-0	H	Clemson, 28-14
1970	2-3-0	2-3-0	A	Wake, 36-20
1971	2-4-0	4-3-0	H	Clemson, 10-9
1972	2-4-0	1-5-0	A	Clemson, 31-0
1973	3-4-0	1-6-0	H	Clemson, 35-8
1974	3-4-0	0-7-0	A	Clemson, 21-9
1975	0-4-0	1-3-0	H	Clemson, 16-14
1976	1-2-1	2-3-0	A	Wake, 20-14
1977	6-1-0	1-6-0	H	Clemson, 26-0
1978	6-1-0	1-7-0	A	Clemson, 51-6
1979	5-2-0	7-1-0	H	Clemson, 31-0
1980	4-3-0	3-4-0	A	Clemson, 35-33
1981	7-0-0	2-5-0	H	Clemson, 82-24
1982	8-1-1	3-7-0	3	Clemson, 21-17
1983	5-1-1	4-4-0	H	Clemson, 24-17
1984	5-2-0	5-3-0	H	Clemson, 37-14
1985	4-3-0	3-5-0	H	Clemson, 26-10
1986	5-2-0	4-3-0	A	Clemson, 28-20
1987	6-1-0	5-2-0	H	Clemson, 31-17
1988	5-2-0	4-3-0	A	Clemson, 38-21
1989	6-2-0	1-5-1	H	Clemson, 44-10
1990	6-2-0	2-5-0	H	Clemson, 24-6
1991	4-1-1	1-6-0	H	Clemson, 28-10
1992	4-3-0	4-3-0	A	Wake, 18-15
1993	4-1-0	1-4-0	H	Wake, 20-16
1994	2-5-0	2-6-0	H	Clemson, 24-8

1—Charlotte, NC; 2—Winston-Salem, NC; 3—Tokyo, Japan

## Clemson vs. Virginia

Clemson 31, Virginia 2, with 1 tie  
All Games at Clemson: CU leads 17-0-1  
Games in Memorial Stadium: CU leads 17-0-1  
All Games at Virginia: CU leads 13-2-0  
Games in Scott Stadium: CU leads 13-2-0  
Tommy West vs. Virginia: 0-1  
George Welsh vs. Clemson: 2-10-1



Clemson and Florida State will meet at Death Valley for the first time since 1992.

(0-5-1 at Memorial Stadium)  
Last Clemson Win: 23-14 at Clemson in 1993  
Last Virginia Win: 9-6 at Virginia in 1994  
Games Over Last 10 Years: 7-2-1, Clemson  
Current Streak: Virginia has won 1 in a row  
Largest Clemson Win: 55-0, 1984  
Largest Virginia Win: 20-7 in 1990

### When Clemson Played Virginia

Year	Clemson Was	Virginia Was	Site	Outcome
1955	1-0-0	1st Game	A	Clemson, 20-7
1956	5-1-2	3-6-0	H	Clemson, 7-0
1957	1-2-0	1-1-1	A	Clemson, 20-6
1958	1st Game	1st Game	H	Clemson, 20-15
1959	1-0-0	0-1-0	A	Clemson, 47-0
1960	2-0-0	0-2-0	H	Clemson, 21-7
1963	0-4-1	1-3-1	A	Clemson, 35-0
1964	2-4-0	3-3-0	H	Clemson, 29-7
1965	1-0-0	0-1-0	A	Clemson, 20-14
1966	1st Game	1-0-0	H	Clemson, 40-35
1969	1st Game	1st Game	A	Clemson, 21-14
1970	1-0-0	1-0-0	H	Clemson, 27-17
1971	1-3-0	1-4-0	1	Clemson, 32-15
1972	1-4-0	3-3-0	H	Clemson, 37-21
1973	1-3-0	1-3-1	H	Clemson, 32-27
1974	5-4-0	4-5-0	H	Clemson, 28-9
1977	3-1-0	0-4-0	H	Clemson, 31-0
1978	3-1-0	1-4-0	A	Clemson, 30-14
1979	2-1-0	3-1-0	H	Clemson, 17-7
1980	3-1-0	2-2-0	A	Clemson, 27-24
1981	4-0-0	0-4-0	H	Clemson, 27-0
1982	2-1-1	0-4-0	A	Clemson, 48-0
1983	2-1-1	4-1-0	H	Clemson, 42-21
1984	1-0-0	1st Game	A	Clemson, 55-0
1985	1-3-0	3-1-0	H	Clemson, 27-24
1986	3-1-0	2-3-0	A	Clemson, 31-17
1987	4-0-0	3-2-0	H	Clemson, 38-21
1988	3-1-0	2-2-0	A	Clemson, 10-7
1989	4-1-0	4-1-0	H	Clemson, 34-20
1990	1-0-0	1-0-0	A	Virginia, 20-7
1991	3-1-0	3-2-0	H	Tie, 20-20
1992	2-2-0	5-0-0	A	Clemson, 29-28
1993	6-3-0	7-2-0	H	Clemson, 23-14
1994	1-1-0	1-1-0	A	Virginia, 9-6

1—Richmond, VA

## Clemson vs. N.C. State

Clemson 39, N.C. State 23, with 1 tie  
All Games at Clemson: CU leads 16-9-0  
Games in Memorial Stadium: CU leads 13-9-0  
All Games at N.C. State: Clemson leads 23-14-1  
Games in Carter-Finley Stadium: NCSU leads 8-5-0  
Tommy West vs. N.C. State: 0-1  
Mike O'Cain vs. Clemson: 1-1  
Last Clemson Win: 20-14 at Clemson in 1993  
Last N.C. State Win: 29-12 at Clemson in 1994  
Longest Clemson Streak: 5 (1933-1941), (1948-1956), (1981-1985)  
Longest N.C. State Streak: 6 (1971-1976)  
Games Over Last 10 Years: 5-5  
Current Streak: N.C. State has won 1 in a row  
Largest Clemson Win: 39-10, 1985  
Largest N.C. State Win: 45-7, 1975

### When Clemson Played N.C. State

Year	Clemson Was	NCS Was	Site	Outcome
1899	1-0-0	1-1-2	1	Clemson, 24-0
1902	1st Game	1st Game	H	Clemson, 11-5
1903	2-0-0	2-2-0	N4	Clemson, 24-0
1904	3-2-0	2-1-2	A	NCS, 18-0
1906	1-0-1	3-0-3	N4	Tie, 0-0
1926	1-2-0	4-5-0	H	Clemson, 7-3
1927	1-0-1	1-1-0	A	NCS, 18-6
1928	3-0-0	1-1-0	2	Clemson, 7-0
1929	3-0-0	0-1-0	2	Clemson, 26-0
1930	3-0-0	1-2-0	3	Clemson, 27-0
1931	0-1-1	1-1-0	3	Clemson, 6-0
1932	1-1-0	2-0-0	A	NCS, 13-0
1933	0-1-1	1-1-0	H	Clemson, 9-0
1934	2-3-0	2-2-1	A	Clemson, 12-6
1939	1-1-0	1-1-0	3	Clemson, 25-6
1940	2-0-0	2-0-0	3	Clemson, 26-7
1941	2-0-0	1-0-1	3	Clemson, 27-6
1942	1-0-1	1-0-1	3	NCS, 7-6
1943	0-1-0	1-0-0	3	Clemson, 19-7
1944	1-1-0	2-0-0	3	Clemson, 13-7



1945	1-1-0	1-1-0	A	Clemson, 13-0
1946	1-1-0	1-0-0	H	NCS, 14-7
1947	1-2-0	1-1-0	A	NCS, 18-0
1948	1-0-0	0-0-1	H	Clemson, 6-0
1949	1-1-0	0-1-0	A	Clemson, 7-6
1950	2-0-0	1-1-0	H	Clemson, 27-0
1951	2-0-0	1-2-0	A	Clemson, 6-0
1956	1-0-1	1-1-0	A	Clemson, 13-7
1957	1-1-0	2-0-0	H	NCS, 13-7
1958	5-2-0	2-5-1	A	Clemson, 13-6
1959	2-1-0	1-1-0	H	Clemson, 23-0
1961	4-5-0	4-5-0	H	Clemson, 20-0
1962	0-1-0	1-0-0	A	Clemson, 7-0
1963	0-2-0	2-0-0	H	NCS, 7-3
1964	1-0-0	1-0-0	A	NCS, 9-0
1965	1st Game	1st Game	H	Clemson, 21-7
1966	5-3-0	4-5-0	A	NCS, 23-14
1967	4-4-0	8-1-0	H	Clemson, 14-6
1968	1-4-1	5-2-0	A	Clemson, 24-19
1971	4-5-0	2-8-0	H	NCS, 31-23
1972	3-6-0	6-3-1	A	NCS, 42-17
1973	3-3-0	4-2-0	H	NCS, 29-6
1974	0-1-0	2-0-0	A	NCS, 31-10
1975	1-5-0	4-3-0	H	NCS, 45-7
1976	1-3-2	2-4-1	A	NCS, 38-21
1977	5-1-0	5-2-0	H	Clemson, 7-3
1978	5-1-0	5-1-0	A	Clemson, 33-10
1979	5-1-0	5-2-0	H	NCS, 16-13
1980	4-2-0	3-3-0	A	NCS, 24-20
1981	6-0-0	4-2-0	H	Clemson, 17-7
1982	4-1-1	4-2-0	A	Clemson, 38-29
1983	4-1-1	2-4-0	H	Clemson, 27-17
1984	4-2-0	3-4-0	A	Clemson, 35-34
1985	3-3-0	1-6-0	H	Clemson, 39-10
1986	5-1-0	4-1-1	A	NCS, 27-3
1987	6-0-0	2-4-0	H	NCS, 30-28
1988	5-1-0	5-1-0	A	NCS, 10-7
1989	5-2-0	6-0-0	H	Clemson, 30-10
1990	5-1-0	4-0-0	A	Clemson, 24-17
1991	3-1-1	6-0-0	H	Clemson, 29-19
1992	4-2-0	5-2-1	A	NCS, 20-6
1993	2-1-0	2-1-0	H	Clemson, 20-14
1994	1-0-0	1-0-0	H	NCS, 29-12

1—Rock Hill, SC; 2—Florence, SC; 3-Charlotte, NC;  
4—Columbia, SC

Clemson vs. Georgia				
Clemson 17, Georgia 38, with 4 ties				
All Games at Clemson: CU leads 9-7-2				
All Games in Memorial Stadium: 6-6-2				
All Games at Georgia: Georgia leads 25-7-1				
Tommy West vs. Georgia: 0-1				
Ray Goff vs. Clemson: 2-1				
Last Clemson Win: 34-3 at Clemson in 1990				
Last Georgia Win: 40-14 at Georgia in 1994				
Longest Clemson Streak: 7 (1900-06)				
Longest Georgia Streak: 10 (1920-1954)				
Games Over Last 10 Years: Tied 3-3				
Current Streak: Georgia has won 2 in a row				
Largest Clemson Win: 36-0 in 1902				
Largest Georgia Win: 55-0 in 1920				
When Clemson Played Georgia				
Year	Clemson Was	UGA Was	Site	Outcome
1897	1st game	1st Game	A	Georgia, 24-0
1898	1st game	1st Game	A	Georgia, 20-8
1899	4-0-0	1st game	A	Georgia, 11-0
1900	3-0-0	2-1-0	A	Clemson, 39-5
1901	1-0-1	1-2-0	A	Clemson, 29-5
1902	3-1-0	2-0-1	H	Clemson, 36-0
1903	1-0-0	1st game	A	Clemson, 29-0
1904	1-1-0	1-0-0	H	Clemson, 10-0
1905	0-0-1	1st game	A	Clemson, 35-0
1906	0-0-1	0-1-0	H	Clemson, 6-0
1907	3-2-0	2-2-1	1	Georgia, 8-0
1908	1-3-0	3-1-0	1	Georgia, 6-0
1909	3-2-0	1-1-2	1	Clemson, 5-0
1910	4-2-0	5-1-0	1	Tie, 0-0
1911	3-2-0	5-1-0	1	Georgia, 23-0
1912	3-2-0	3-1-1	1	Georgia, 27-7
1913	2-2-0	4-1-0	1	Georgia, 18-15
1914	3-2-1	3-3-0	A	Clemson, 35-13
1915	2-3-2	4-2-2	A	Georgia, 13-0
1916	1-0-0	1-0-0	2	Georgia, 25-0
1919	6-2-1	4-2-0	A	Tie, 0-0
1920	4-5-1	7-0-1	A	Georgia, 55-0
1921	1-5-2	6-1-1	A	Georgia, 28-0

## 1995 Clemson Football

1927	5-1-1	6-0-0	A	Georgia, 32-0
1932	3-3-1	1-3-1	H	Georgia, 32-18
1937	1-2-0	2-0-0	A	Georgia, 14-0
1944	4-4-0	6-2-0	A	Georgia, 21-7
1945	1-0-0	1-0-0	A	Georgia, 20-0
1946	1-0-0	1st game	A	Georgia 35-12
1947	1-4-0	3-3-0	A	Georgia, 21-6
1954	1-0-0	1-0-0	A	Georgia, 14-7
1955	2-0-0	1-1-0	H	Clemson, 26-7
1962	2-1-0	1-1-1	H	Georgia, 24-16
1963	0-3-0	2-1-1	H	Tie, 7-7
1964	1-2-0	1-1-1	A	Georgia, 19-7
1965	2-1-0	3-0-0	A	Georgia, 23-9
1967	1-0-0	1-0-0	H	Georgia, 24-17
1968	0-0-1	0-0-1	A	Georgia, 31-13
1969	1-0-0	1-0-0	H	Georgia, 30-0
1970	2-0-0	0-1-0	A	Georgia, 38-0
1971	0-1-0	2-0-0	H	Georgia, 28-0
1973	1-0-0	0-0-1	A	Georgia, 31-14
1974	1-2-0	2-1-0	H	Clemson, 28-24
1975	0-3-0	2-1-0	A	Georgia, 35-7
1976	1-0-0	1-0-0	H	Georgia, 41-0
1977	0-1-0	1-0-0	A	Clemson, 7-6
1978	1-0-0	1-0-0	A	Georgia, 12-0
1979	1-1-0	0-1-0	H	Clemson, 12-7
1980	1-0-0	2-0-0	A	Georgia, 20-16
1981	2-0-0	2-0-0	H	Clemson, 13-3
1982	1st game	1st game	A	Georgia, 13-7
1983	1-1-0	1-0-0	H	Tie, 16-16
1984	2-0-0	1-0-0	A	Georgia, 26-23
1985	1-0-0	1-1-0	H	Georgia, 20-13
1986	0-1-0	1-0-0	A	Clemson, 31-28
1987	2-0-0	2-0-0	H	Clemson, 21-20
1990	4-1-0	3-1-0	H	Clemson, 34-3
1991	3-0-0	3-1-0	A	Georgia, 27-12
1994	2-2-0	3-2-0	A	Georgia, 40-14

Clemson vs. Maryland				
Clemson 21, Maryland 20, with 2 ties				
All Games at Clemson: Clemson leads 12-10-0				
Games in Memorial Stadium: CU leads 12-10-0				
All Games in Maryland: Maryland leads 10-9-2				
Games in Byrd Stadium: Maryland leads 9-8-1				
Games in Baltimore: 1-1-1				
Tommy West vs. Maryland: 1-0				
Mark Duffner vs. Clemson: 1-2				
Last Clemson Win: 13-0 at Clemson, 1994				
Last Maryland Win: 53-23 at Maryland in 1992				
Longest Clemson Streak: 6 (1966-1971)				
Longest Maryland Streak: 6 (1972-1977)				
Games Over Last 10 Years: CU leads 7-2-1				
Current Streak: Clemson has won 2 in a row				
Largest Clemson Win: 40-0, 1969				
Largest Maryland Win: 41-0, 1974				

When Clemson Played Maryland				
Year	Clemson Was	Maryland Was	Site	Outcome
1952	1-1-0	2-0-0	A	Maryland, 28-0
1953	1-0-1	2-0-0	H	Maryland, 20-0
1954	4-3-0	4-2-1	A	Maryland, 16-0
1955	6-1-0	8-0-0	H	Maryland, 25-12
1956	5-0-1	1-6-0	A	Tie, 6-6
1957	4-2-0	3-4-0	H	Clemson, 26-7
1958	2-0-0	1-1-0	A	Clemson, 8-0
1959	6-1-0	2-5-0	H	Maryland, 28-25
1960	3-0-0	1-3-0	A	Maryland, 19-17
1961	0-1-0	1-0-0	H	Maryland, 24-21
1962	4-4-0	5-3-0	A	Clemson, 17-14
1963	3-4-1	2-6-0	H	Clemson, 21-6
1964	3-5-0	3-5-0	A	Maryland, 34-0
1965	5-3-0	3-4-0	H	Maryland, 6-0
1966	4-3-0	4-3-0	A	Clemson, 14-10
1967	3-4-0	0-6-0	H	Clemson, 28-7
1968	2-4-1	2-5-0	A	Clemson, 16-0
1969	3-3-0	2-4-0	H	Clemson, 40-0
1970	2-5-0	1-6-0	A	Clemson, 24-11
1971	3-5-0	2-7-0	H	Clemson, 20-14
1972	3-5-0	4-4-1	A	Maryland, 31-6
1973	5-4-0	6-3-0	H	Maryland, 28-13
1974	2-2-0	2-2-0	A	Maryland, 41-0
1975	2-7-0	6-2-1	H	Maryland, 22-20
1976	2-5-2	9-0-0	A	Maryland, 20-0
1977	1st Game	1st Game	H	Maryland, 21-14
1978	8-1-0	9-1-0	A	Clemson, 28-24
1979	1-0-0	1-0-0	H	Maryland, 19-0
1980	5-4-0	6-3-0	A	Maryland, 34-7
1981	9-0-0	3-4-1	H	Clemson, 21-7

1982	6-1-1	7-2-0	A	Clemson, 24-22
1983	7-1-1	7-2-0	H	Clemson, 52-27
1984	7-2-0	6-3-0	1	Maryland, 41-23
1985	5-4-0	6-3-0	H	Maryland, 34-31
1986	7-2-0	4-5-0	1	Tie, 17-17
1987	8-1-0	4-5-0	H	Clemson, 45-16
1988	7-2-0	5-4-0	A	Clemson, 49-25
1989	3-0-0	1-2-0	H	Clemson, 31-7
1990	1-1-0	2-0-0	1	Clemson, 18-17
1991	6-1-1	2-7-0	H	Clemson, 40-7
1992	5-4-0	2-8-0	A	Maryland, 53-23
1993	5-2-0	1-6-0	H	Clemson, 29-0
1994	1-2-0	1-2-0	H	Clemson, 13-0

1—at Baltimore, MD

Clemson vs. Georgia Tech				
Clemson 18, Georgia Tech 39, with 2 ties				
All Games at Clemson: CU leads 6-2				
Games in Memorial Stadium: CU leads 6-2				
All Games at Georgia Tech: GT leads 37-9-2				
Games at Dodd Stadium: GT leads 30-6-1				
Tommy West vs. Georgia Tech 1-0				
George O'Leary vs. Clemson: 0-1				
Last Georgia Tech Win: 20-16 at Ga. Tech in 1992				
Last Clemson Win: 20-10 at CU in 1994				
Longest Clemson Streak: 4 (1898-1903)				
Longest Georgia Tech Streak: 15 (1908-1934)				
Games Over Last 10 Years: CU leads 6-4				
Current Streak: Clemson has won 2 in a row				
Largest Clemson Win 73-0, 1903				
Largest Georgia Tech Win: 51-0, 1944				

When Clemson Played Georgia Tech				
	Clemson	GT		
Year	Was	Was	Site	Outcome
1898	2-1-0	0-1-0	1	Clemson, 23-0
1899	3-2-0	0-3-0	2	Clemson, 41-5
1902	1-0-0	0-1-0	A	Clemson, 44-5
1903	1-0-0	1st Game	A	Clemson, 73-0
1904	3-3-0	5-1-0	A	Tie, 11-11
1905	3-1-1	1-0-0	A	Tech, 17-10
1906	3-0-3	4-2-0	3	Clemson, 10-0
1907	3-4-0	3-4-0	A	Clemson, 6-5
1908	1-5-0	5-3-0	A	Tech, 30-6
1909	4-2-0	6-2-0	A	Tech, 29-3
1910	4-2-1	4-3-0	A	Tech, 34-0
1911	3-4-0	5-2-1	A	Tech, 32-0
1912	4-3-0	4-3-1	A	Tech, 23-0
1913	4-3-0	6-2-0	A	Tech, 34-0
1914	5-2-1	5-2-0	A	Tech, 26-6
1918	1-0-0	1st Game	A	Tech, 28-0
1919	2-0-0	3-0-0	A	Tech, 28-0
1920	3-3-1	5-1-0	A	Tech, 7-0
1921	1-3-1	5-1-0	A	Tech, 48-7
1922	3-1-0	4-2-0	A	Tech, 21-7
1932	1-0-0	1st Game	A	Tech, 32-14
1933	0-0-1	1st Game	A	Tech, 39-2
1934	1-0-0	1st Game	A	Tech, 12-7
1936	3-3-0	3-1-1	A	Clemson, 14-13
1937	3-3-0	4-2-0	A	Tech, 7-0
1943	2-5-0	5-3-0	A	Tech, 41-6
1944	1-0-0	1st Game	A	Tech, 51-0
1945	5-2-1	4-4-0	A	Clemson, 21-7
1953	2-3-1	5-1-1	A	Tech, 20-7
1958	5-1-0	4-2-1	A	Tech 13-0
1959	2-0-0	2-0-0	A	Tech, 16-6
1962	1st Game	1st Game	A	Tech, 26-9
1963	0-1-0	1-0-0	A	Tech, 27-0
1964	1-1-0	2-0-0	A	Tech, 14-7
1965	2-0-0	0-1-1	A	Tech, 38-6
1966	1-0-0	2-0-0	A	Tech, 14-13
1967	1-1-0	2-0-0	A	Tech, 10-0
1968	0-1-1	1-1-0	A	Tech, 24-21
1969	1-1-0	2-0-0	A	Clemson, 21-10
1970	2-1-0	3-0-0	A	Tech, 28-7
1971	0-2-0	1-2-0	A	Tech, 24-14
1972	1-2-0	2-1-1	A	Tech, 31-9
1973	1-1-0	0-2-0	A	Tech, 29-21
1974	0-2-0	1-2-0	H	Clemson, 21-17
1975	0-2-0	1-1-0	A	Tech, 33-28
1976	1-1-0	0-2-0	A	Tie, 24-24
1977	1-1-0	1-1-0	A	Clemson, 31-14
1983	1-1-1	0-2-0	H	Clemson, 41-14
1984	2-1-0	2-0-0	A	Tech, 28-21
1985	1-1-0	1-1-0	H	Tech, 14-3
1986	1-1-0	1-0-1	A	Clemson, 27-3
1987	3-0-0	1-1-0	H	Clemson, 33-12
1988	2-1-0	1-1-0	A	Clemson, 30-13



1989	5-1-0	1-3-0	H	Tech, 14-30																																																																																																																																																																																																																												
1990	5-1-0	4-0-0	A	Tech, 21-19																																																																																																																																																																																																																												
1991	2-0-0	2-1-0	H	Clemson, 9-7																																																																																																																																																																																																																												
1992	1-1-0	1-0-0	A	Tech, 20-16																																																																																																																																																																																																																												
1993	1-1-0	2-0-0	H	Clemson, 16-13																																																																																																																																																																																																																												
1994	4-5-0	1-7-0	H	Clemson, 20-10																																																																																																																																																																																																																												
1-Augusta, GA; 2—Greenville, SC; 3—Charlotte, NC																																																																																																																																																																																																																																
<b>Clemson vs. North Carolina</b> Clemson 28, North Carolina 14, with 1 tie All Games at Clemson: CU leads 13-5-0 Games in Memorial Stadium: CU leads 13-5-0 All Games at North Carolina: CU leads 14-7-1 Games in Kenan Stadium: CU leads 13-6-1 Tommy West vs. UNC: 1-0 Mack Brown vs. Clemson: 1-6 Last Clemson Win: 28-17 at UNC, 1994 Last North Carolina Win: 24-0 at UNC in 1993 Last North Carolina Win at Clemson: 24-19 in 1980 Longest Clemson Streak: 7 (1986-1992) Longest UNC Streak: 4 (1969-1972) Games Over Last 10 Years: CU leads 8-2 Current Streak: Clemson has won 1 in a row Largest Clemson Win: 40-7, 1992 Largest UNC Win: 42-7, 1970																																																																																																																																																																																																																																
<b>When Clemson Played North Carolina</b> <table> <tr> <th>Year</th><th>Clemson Was</th><th>UNC Was</th><th>Site</th><th>Outcome</th></tr> <tr><td>1897</td><td>1-1-0</td><td>3-0-0</td><td>A</td><td>UNC, 28-0</td></tr> <tr><td>1901</td><td>2-1-1</td><td>7-1-0</td><td>1</td><td>Clemson, 22-10</td></tr> <tr><td>1903</td><td>3-0-0</td><td>4-3-0</td><td>A</td><td>UNC, 11-6</td></tr> <tr><td>1907</td><td>2-1-0</td><td>2-2-1</td><td>2</td><td>Clemson, 15-6</td></tr> <tr><td>1915</td><td>2-2-2</td><td>2-2-1</td><td>1</td><td>UNC, 9-7</td></tr> <tr><td>1957</td><td>1-0-0</td><td>0-1-0</td><td>A</td><td>UNC, 26-0</td></tr> <tr><td>1958</td><td>1-0-0</td><td>0-1-0</td><td>H</td><td>Clemson, 26-21</td></tr> <tr><td>1959</td><td>1st Game</td><td>1st Game</td><td>A</td><td>Clemson, 20-18</td></tr> <tr><td>1960</td><td>3-3-0</td><td>1-5-0</td><td>H</td><td>Clemson, 24-0</td></tr> <tr><td>1961</td><td>0-2-0</td><td>1-0-0</td><td>A</td><td>Clemson, 27-0</td></tr> <tr><td>1962</td><td>2-4-0</td><td>2-4-0</td><td>H</td><td>Clemson, 17-6</td></tr> <tr><td>1963</td><td>2-4-1</td><td>6-1-0</td><td>A</td><td>Clemson, 11-7</td></tr> <tr><td>1964</td><td>3-4-0</td><td>3-4-0</td><td>H</td><td>UNC, 29-0</td></tr> <tr><td>1965</td><td>5-2-0</td><td>3-4-0</td><td>A</td><td>UNC, 17-13</td></tr> <tr><td>1966</td><td>3-3-0</td><td>2-4-0</td><td>H</td><td>Clemson, 27-3</td></tr> <tr><td>1967</td><td>2-4-0</td><td>1-6-0</td><td>A</td><td>Clemson, 17-0</td></tr> <tr><td>1968</td><td>3-4-1</td><td>2-6-0</td><td>H</td><td>Clemson, 24-14</td></tr> <tr><td>1969</td><td>4-4-0</td><td>4-4-0</td><td>A</td><td>UNC, 32-15</td></tr> <tr><td>1970</td><td>3-6-0</td><td>6-3-0</td><td>H</td><td>UNC, 42-7</td></tr> <tr><td>1971</td><td>3-4-0</td><td>6-2-0</td><td>A</td><td>UNC, 26-13</td></tr> <tr><td>1972</td><td>3-4-0</td><td>5-1-0</td><td>H</td><td>UNC, 26-10</td></tr> <tr><td>1973</td><td>4-4-0</td><td>3-5-0</td><td>A</td><td>Clemson, 37-29</td></tr> <tr><td>1974</td><td>4-4-0</td><td>5-3-0</td><td>H</td><td>Clemson, 54-32</td></tr> <tr><td>1975</td><td>1-7-0</td><td>2-6-0</td><td>A</td><td>Clemson, 38-35</td></tr> <tr><td>1976</td><td>2-4-2</td><td>6-2-0</td><td>H</td><td>UNC, 27-23</td></tr> <tr><td>1977</td><td>7-1-0</td><td>6-2-0</td><td>A</td><td>Tie, 13-13</td></tr> <tr><td>1978</td><td>7-1-0</td><td>3-5-0</td><td>H</td><td>Clemson, 13-9</td></tr> <tr><td>1979</td><td>6-2-0</td><td>5-2-1</td><td>A</td><td>Clemson, 19-10</td></tr> <tr><td>1980</td><td>5-3-0</td><td>7-1-0</td><td>H</td><td>UNC, 24-19</td></tr> <tr><td>1981</td><td>8-0-0</td><td>7-1-0</td><td>A</td><td>Clemson, 10-8</td></tr> <tr><td>1982</td><td>5-1-1</td><td>5-2-0</td><td>H</td><td>Clemson, 16-13</td></tr> <tr><td>1983</td><td>6-1-1</td><td>7-1-0</td><td>A</td><td>Clemson, 16-3</td></tr> <tr><td>1984</td><td>2-2-0</td><td>1-2-0</td><td>H</td><td>Clemson, 20-12</td></tr> <tr><td>1985</td><td>5-3-0</td><td>4-4-0</td><td>A</td><td>UNC, 21-20</td></tr> <tr><td>1986</td><td>6-2-0</td><td>5-2-1</td><td>H</td><td>Clemson, 38-10</td></tr> <tr><td>1987</td><td>7-1-0</td><td>5-3-0</td><td>A</td><td>Clemson, 13-10</td></tr> <tr><td>1988</td><td>6-2-0</td><td>1-7-0</td><td>H</td><td>Clemson, 37-14</td></tr> <tr><td>1989</td><td>7-2-0</td><td>1-7-0</td><td>A</td><td>Clemson, 35-3</td></tr> <tr><td>1990</td><td>7-2-0</td><td>5-2-1</td><td>H</td><td>Clemson, 20-3</td></tr> <tr><td>1991</td><td>5-1-1</td><td>5-3-0</td><td>A</td><td>Clemson, 21-6</td></tr> <tr><td>1992</td><td>4-4-0</td><td>7-2-0</td><td>H</td><td>Clemson, 40-7</td></tr> <tr><td>1993</td><td>6-2-0</td><td>7-2-0</td><td>A</td><td>UNC, 24-0</td></tr> <tr><td>1994</td><td>3-5-0</td><td>6-2-0</td><td>A</td><td>Clemson, 28-17</td></tr> </table> 1—Charlotte, NC; 2—Columbia, SC					Year	Clemson Was	UNC Was	Site	Outcome	1897	1-1-0	3-0-0	A	UNC, 28-0	1901	2-1-1	7-1-0	1	Clemson, 22-10	1903	3-0-0	4-3-0	A	UNC, 11-6	1907	2-1-0	2-2-1	2	Clemson, 15-6	1915	2-2-2	2-2-1	1	UNC, 9-7	1957	1-0-0	0-1-0	A	UNC, 26-0	1958	1-0-0	0-1-0	H	Clemson, 26-21	1959	1st Game	1st Game	A	Clemson, 20-18	1960	3-3-0	1-5-0	H	Clemson, 24-0	1961	0-2-0	1-0-0	A	Clemson, 27-0	1962	2-4-0	2-4-0	H	Clemson, 17-6	1963	2-4-1	6-1-0	A	Clemson, 11-7	1964	3-4-0	3-4-0	H	UNC, 29-0	1965	5-2-0	3-4-0	A	UNC, 17-13	1966	3-3-0	2-4-0	H	Clemson, 27-3	1967	2-4-0	1-6-0	A	Clemson, 17-0	1968	3-4-1	2-6-0	H	Clemson, 24-14	1969	4-4-0	4-4-0	A	UNC, 32-15	1970	3-6-0	6-3-0	H	UNC, 42-7	1971	3-4-0	6-2-0	A	UNC, 26-13	1972	3-4-0	5-1-0	H	UNC, 26-10	1973	4-4-0	3-5-0	A	Clemson, 37-29	1974	4-4-0	5-3-0	H	Clemson, 54-32	1975	1-7-0	2-6-0	A	Clemson, 38-35	1976	2-4-2	6-2-0	H	UNC, 27-23	1977	7-1-0	6-2-0	A	Tie, 13-13	1978	7-1-0	3-5-0	H	Clemson, 13-9	1979	6-2-0	5-2-1	A	Clemson, 19-10	1980	5-3-0	7-1-0	H	UNC, 24-19	1981	8-0-0	7-1-0	A	Clemson, 10-8	1982	5-1-1	5-2-0	H	Clemson, 16-13	1983	6-1-1	7-1-0	A	Clemson, 16-3	1984	2-2-0	1-2-0	H	Clemson, 20-12	1985	5-3-0	4-4-0	A	UNC, 21-20	1986	6-2-0	5-2-1	H	Clemson, 38-10	1987	7-1-0	5-3-0	A	Clemson, 13-10	1988	6-2-0	1-7-0	H	Clemson, 37-14	1989	7-2-0	1-7-0	A	Clemson, 35-3	1990	7-2-0	5-2-1	H	Clemson, 20-3	1991	5-1-1	5-3-0	A	Clemson, 21-6	1992	4-4-0	7-2-0	H	Clemson, 40-7	1993	6-2-0	7-2-0	A	UNC, 24-0	1994	3-5-0	6-2-0	A	Clemson, 28-17
Year	Clemson Was	UNC Was	Site	Outcome																																																																																																																																																																																																																												
1897	1-1-0	3-0-0	A	UNC, 28-0																																																																																																																																																																																																																												
1901	2-1-1	7-1-0	1	Clemson, 22-10																																																																																																																																																																																																																												
1903	3-0-0	4-3-0	A	UNC, 11-6																																																																																																																																																																																																																												
1907	2-1-0	2-2-1	2	Clemson, 15-6																																																																																																																																																																																																																												
1915	2-2-2	2-2-1	1	UNC, 9-7																																																																																																																																																																																																																												
1957	1-0-0	0-1-0	A	UNC, 26-0																																																																																																																																																																																																																												
1958	1-0-0	0-1-0	H	Clemson, 26-21																																																																																																																																																																																																																												
1959	1st Game	1st Game	A	Clemson, 20-18																																																																																																																																																																																																																												
1960	3-3-0	1-5-0	H	Clemson, 24-0																																																																																																																																																																																																																												
1961	0-2-0	1-0-0	A	Clemson, 27-0																																																																																																																																																																																																																												
1962	2-4-0	2-4-0	H	Clemson, 17-6																																																																																																																																																																																																																												
1963	2-4-1	6-1-0	A	Clemson, 11-7																																																																																																																																																																																																																												
1964	3-4-0	3-4-0	H	UNC, 29-0																																																																																																																																																																																																																												
1965	5-2-0	3-4-0	A	UNC, 17-13																																																																																																																																																																																																																												
1966	3-3-0	2-4-0	H	Clemson, 27-3																																																																																																																																																																																																																												
1967	2-4-0	1-6-0	A	Clemson, 17-0																																																																																																																																																																																																																												
1968	3-4-1	2-6-0	H	Clemson, 24-14																																																																																																																																																																																																																												
1969	4-4-0	4-4-0	A	UNC, 32-15																																																																																																																																																																																																																												
1970	3-6-0	6-3-0	H	UNC, 42-7																																																																																																																																																																																																																												
1971	3-4-0	6-2-0	A	UNC, 26-13																																																																																																																																																																																																																												
1972	3-4-0	5-1-0	H	UNC, 26-10																																																																																																																																																																																																																												
1973	4-4-0	3-5-0	A	Clemson, 37-29																																																																																																																																																																																																																												
1974	4-4-0	5-3-0	H	Clemson, 54-32																																																																																																																																																																																																																												
1975	1-7-0	2-6-0	A	Clemson, 38-35																																																																																																																																																																																																																												
1976	2-4-2	6-2-0	H	UNC, 27-23																																																																																																																																																																																																																												
1977	7-1-0	6-2-0	A	Tie, 13-13																																																																																																																																																																																																																												
1978	7-1-0	3-5-0	H	Clemson, 13-9																																																																																																																																																																																																																												
1979	6-2-0	5-2-1	A	Clemson, 19-10																																																																																																																																																																																																																												
1980	5-3-0	7-1-0	H	UNC, 24-19																																																																																																																																																																																																																												
1981	8-0-0	7-1-0	A	Clemson, 10-8																																																																																																																																																																																																																												
1982	5-1-1	5-2-0	H	Clemson, 16-13																																																																																																																																																																																																																												
1983	6-1-1	7-1-0	A	Clemson, 16-3																																																																																																																																																																																																																												
1984	2-2-0	1-2-0	H	Clemson, 20-12																																																																																																																																																																																																																												
1985	5-3-0	4-4-0	A	UNC, 21-20																																																																																																																																																																																																																												
1986	6-2-0	5-2-1	H	Clemson, 38-10																																																																																																																																																																																																																												
1987	7-1-0	5-3-0	A	Clemson, 13-10																																																																																																																																																																																																																												
1988	6-2-0	1-7-0	H	Clemson, 37-14																																																																																																																																																																																																																												
1989	7-2-0	1-7-0	A	Clemson, 35-3																																																																																																																																																																																																																												
1990	7-2-0	5-2-1	H	Clemson, 20-3																																																																																																																																																																																																																												
1991	5-1-1	5-3-0	A	Clemson, 21-6																																																																																																																																																																																																																												
1992	4-4-0	7-2-0	H	Clemson, 40-7																																																																																																																																																																																																																												
1993	6-2-0	7-2-0	A	UNC, 24-0																																																																																																																																																																																																																												
1994	3-5-0	6-2-0	A	Clemson, 28-17																																																																																																																																																																																																																												
<b>Clemson vs. Duke</b> Clemson 24, Duke 14, with 1 tie All Games at Clemson: CU leads 12-4-1 Games in Memorial Stadium: CU leads 12-4-1 All Games at Duke: Tied at 10-10 Games at Neutral Sites: CU leads 2-0 Tommy West vs. Duke: 0-1 Fred Goldsmith vs. Clemson: 1-0 Last Clemson Win: 13-10 at Duke in 1993 Last Duke Win: 19-13 in 1994 at Duke Last Duke Win at Clemson: 34-17 in 1980 Longest Clemson Streak: 8 (1981-88) Longest Duke Streak: 4 (1934-1957) Games Over Last 10 Years: CU leads 8-2																																																																																																																																																																																																																																
<b>When Clemson Played Duke</b> <table> <tr> <th>Year</th><th>Clemson Was</th><th>Duke Was</th><th>Site</th><th>Outcome</th></tr> <tr><td>1934</td><td>1-1-0</td><td>1-0-0</td><td>A</td><td>Duke, 20-6</td></tr> <tr><td>1935</td><td>3-0-0</td><td>3-0-0</td><td>A</td><td>Duke, 38-12</td></tr> <tr><td>1936</td><td>2-1-0</td><td>3-0-0</td><td>A</td><td>Duke, 25-0</td></tr> <tr><td>1957</td><td>5-2-0</td><td>5-1-2</td><td>A</td><td>Duke, 7-6</td></tr> <tr><td>1959</td><td>5-1-0</td><td>3-4-0</td><td>H</td><td>Clemson, 6-0</td></tr> <tr><td>1960</td><td>3-1-0</td><td>3-1-0</td><td>A</td><td>Duke, 21-6</td></tr> <tr><td>1961</td><td>1-3-0</td><td>3-1-0</td><td>A</td><td>Clemson, 17-7</td></tr> <tr><td>1962</td><td>2-2-0</td><td>3-1-0</td><td>H</td><td>Duke, 16-0</td></tr> <tr><td>1963</td><td>0-3-1</td><td>3-0-1</td><td>A</td><td>Duke, 35-30</td></tr> <tr><td>1965</td><td>2-2-0</td><td>4-0-0</td><td>A</td><td>Clemson, 3-2</td></tr> <tr><td>1966</td><td>1-2-0</td><td>3-1-0</td><td>H</td><td>Clemson, 9-6</td></tr> <tr><td>1967</td><td>1-3-0</td><td>3-2-0</td><td>A</td><td>Clemson, 13-7</td></tr> <tr><td>1968</td><td>0-3-1</td><td>2-2-0</td><td>H</td><td>Clemson, 39-22</td></tr> <tr><td>1969</td><td>4-3-0</td><td>1-5-1</td><td>A</td><td>Duke, 34-27</td></tr> <tr><td>1970</td><td>2-4-0</td><td>4-2-0</td><td>H</td><td>Duke, 21-10</td></tr> <tr><td>1971</td><td>0-3-0</td><td>4-0-0</td><td>1</td><td>Clemson, 3-0</td></tr> <tr><td>1972</td><td>1-3-0</td><td>1-4-0</td><td>H</td><td>Duke, 7-0</td></tr> <tr><td>1973</td><td>2-3-0</td><td>1-4-0</td><td>A</td><td>Clemson, 24-8</td></tr> <tr><td>1974</td><td>2-3-0</td><td>4-1-0</td><td>H</td><td>Clemson, 17-14</td></tr> <tr><td>1975</td><td>1-4-0</td><td>2-3-0</td><td>A</td><td>Duke, 25-21</td></tr> <tr><td>1976</td><td>1-3-1</td><td>3-2-0</td><td>H</td><td>Tie, 18-18</td></tr> <tr><td>1977</td><td>4-1-0</td><td>3-2-0</td><td>A</td><td>Clemson, 17-11</td></tr> <tr><td>1978</td><td>4-1-0</td><td>3-2-0</td><td>H</td><td>Clemson, 28-8</td></tr> <tr><td>1979</td><td>4-1-0</td><td>2-2-1</td><td>A</td><td>Clemson, 28-10</td></tr> <tr><td>1980</td><td>4-1-0</td><td>0-5-0</td><td>H</td><td>Duke, 34-17</td></tr> <tr><td>1981</td><td>5-0-0</td><td>3-2-0</td><td>A</td><td>Clemson, 38-10</td></tr> <tr><td>1982</td><td>3-1-1</td><td>3-2-0</td><td>H</td><td>Clemson, 49-14</td></tr> <tr><td>1983</td><td>3-1-1</td><td>0-5-0</td><td>A</td><td>Clemson, 38-31</td></tr> <tr><td>1984</td><td>3-2-0</td><td>1-4-0</td><td>H</td><td>Clemson, 54-21</td></tr> <tr><td>1985</td><td>2-3-0</td><td>2-3-0</td><td>A</td><td>Clemson, 21-9</td></tr> <tr><td>1986</td><td>4-1-0</td><td>3-2-0</td><td>H</td><td>Clemson, 35-3</td></tr> <tr><td>1987</td><td>5-0-0</td><td>3-2-0</td><td>H</td><td>Clemson, 17-10</td></tr> <tr><td>1988</td><td>4-1-0</td><td>5-0-0</td><td>H</td><td>Clemson, 49-17</td></tr> <tr><td>1989</td><td>4-0-0</td><td>1-3-0</td><td>A</td><td>Duke, 21-17</td></tr> <tr><td>1990</td><td>3-1-0</td><td>1-2-0</td><td>H</td><td>Clemson, 26-7</td></tr> <tr><td>1991</td><td>8-1-1</td><td>4-5-1</td><td>2</td><td>Clemson, 33-21</td></tr> <tr><td>1992</td><td>3-2-0</td><td>2-3-0</td><td>H</td><td>Clemson, 21-6</td></tr> <tr><td>1993</td><td>3-1-0</td><td>1-4-0</td><td>A</td><td>Clemson, 13-10</td></tr> <tr><td>1994</td><td>2-3-0</td><td>5-0-0</td><td>A</td><td>Duke, 19-13</td></tr> </table> 1—Norfolk, VA; -2-Tokoyo, Japan					Year	Clemson Was	Duke Was	Site	Outcome	1934	1-1-0	1-0-0	A	Duke, 20-6	1935	3-0-0	3-0-0	A	Duke, 38-12	1936	2-1-0	3-0-0	A	Duke, 25-0	1957	5-2-0	5-1-2	A	Duke, 7-6	1959	5-1-0	3-4-0	H	Clemson, 6-0	1960	3-1-0	3-1-0	A	Duke, 21-6	1961	1-3-0	3-1-0	A	Clemson, 17-7	1962	2-2-0	3-1-0	H	Duke, 16-0	1963	0-3-1	3-0-1	A	Duke, 35-30	1965	2-2-0	4-0-0	A	Clemson, 3-2	1966	1-2-0	3-1-0	H	Clemson, 9-6	1967	1-3-0	3-2-0	A	Clemson, 13-7	1968	0-3-1	2-2-0	H	Clemson, 39-22	1969	4-3-0	1-5-1	A	Duke, 34-27	1970	2-4-0	4-2-0	H	Duke, 21-10	1971	0-3-0	4-0-0	1	Clemson, 3-0	1972	1-3-0	1-4-0	H	Duke, 7-0	1973	2-3-0	1-4-0	A	Clemson, 24-8	1974	2-3-0	4-1-0	H	Clemson, 17-14	1975	1-4-0	2-3-0	A	Duke, 25-21	1976	1-3-1	3-2-0	H	Tie, 18-18	1977	4-1-0	3-2-0	A	Clemson, 17-11	1978	4-1-0	3-2-0	H	Clemson, 28-8	1979	4-1-0	2-2-1	A	Clemson, 28-10	1980	4-1-0	0-5-0	H	Duke, 34-17	1981	5-0-0	3-2-0	A	Clemson, 38-10	1982	3-1-1	3-2-0	H	Clemson, 49-14	1983	3-1-1	0-5-0	A	Clemson, 38-31	1984	3-2-0	1-4-0	H	Clemson, 54-21	1985	2-3-0	2-3-0	A	Clemson, 21-9	1986	4-1-0	3-2-0	H	Clemson, 35-3	1987	5-0-0	3-2-0	H	Clemson, 17-10	1988	4-1-0	5-0-0	H	Clemson, 49-17	1989	4-0-0	1-3-0	A	Duke, 21-17	1990	3-1-0	1-2-0	H	Clemson, 26-7	1991	8-1-1	4-5-1	2	Clemson, 33-21	1992	3-2-0	2-3-0	H	Clemson, 21-6	1993	3-1-0	1-4-0	A	Clemson, 13-10	1994	2-3-0	5-0-0	A	Duke, 19-13																				
Year	Clemson Was	Duke Was	Site	Outcome																																																																																																																																																																																																																												
1934	1-1-0	1-0-0	A	Duke, 20-6																																																																																																																																																																																																																												
1935	3-0-0	3-0-0	A	Duke, 38-12																																																																																																																																																																																																																												
1936	2-1-0	3-0-0	A	Duke, 25-0																																																																																																																																																																																																																												
1957	5-2-0	5-1-2	A	Duke, 7-6																																																																																																																																																																																																																												
1959	5-1-0	3-4-0	H	Clemson, 6-0																																																																																																																																																																																																																												
1960	3-1-0	3-1-0	A	Duke, 21-6																																																																																																																																																																																																																												
1961	1-3-0	3-1-0	A	Clemson, 17-7																																																																																																																																																																																																																												
1962	2-2-0	3-1-0	H	Duke, 16-0																																																																																																																																																																																																																												
1963	0-3-1	3-0-1	A	Duke, 35-30																																																																																																																																																																																																																												
1965	2-2-0	4-0-0	A	Clemson, 3-2																																																																																																																																																																																																																												
1966	1-2-0	3-1-0	H	Clemson, 9-6																																																																																																																																																																																																																												
1967	1-3-0	3-2-0	A	Clemson, 13-7																																																																																																																																																																																																																												
1968	0-3-1	2-2-0	H	Clemson, 39-22																																																																																																																																																																																																																												
1969	4-3-0	1-5-1	A	Duke, 34-27																																																																																																																																																																																																																												
1970	2-4-0	4-2-0	H	Duke, 21-10																																																																																																																																																																																																																												
1971	0-3-0	4-0-0	1	Clemson, 3-0																																																																																																																																																																																																																												
1972	1-3-0	1-4-0	H	Duke, 7-0																																																																																																																																																																																																																												
1973	2-3-0	1-4-0	A	Clemson, 24-8																																																																																																																																																																																																																												
1974	2-3-0	4-1-0	H	Clemson, 17-14																																																																																																																																																																																																																												
1975	1-4-0	2-3-0	A	Duke, 25-21																																																																																																																																																																																																																												
1976	1-3-1	3-2-0	H	Tie, 18-18																																																																																																																																																																																																																												
1977	4-1-0	3-2-0	A	Clemson, 17-11																																																																																																																																																																																																																												
1978	4-1-0	3-2-0	H	Clemson, 28-8																																																																																																																																																																																																																												
1979	4-1-0	2-2-1	A	Clemson, 28-10																																																																																																																																																																																																																												
1980	4-1-0	0-5-0	H	Duke, 34-17																																																																																																																																																																																																																												
1981	5-0-0	3-2-0	A	Clemson, 38-10																																																																																																																																																																																																																												
1982	3-1-1	3-2-0	H	Clemson, 49-14																																																																																																																																																																																																																												
1983	3-1-1	0-5-0	A	Clemson, 38-31																																																																																																																																																																																																																												
1984	3-2-0	1-4-0	H	Clemson, 54-21																																																																																																																																																																																																																												
1985	2-3-0	2-3-0	A	Clemson, 21-9																																																																																																																																																																																																																												
1986	4-1-0	3-2-0	H	Clemson, 35-3																																																																																																																																																																																																																												
1987	5-0-0	3-2-0	H	Clemson, 17-10																																																																																																																																																																																																																												
1988	4-1-0	5-0-0	H	Clemson, 49-17																																																																																																																																																																																																																												
1989	4-0-0	1-3-0	A	Duke, 21-17																																																																																																																																																																																																																												
1990	3-1-0	1-2-0	H	Clemson, 26-7																																																																																																																																																																																																																												
1991	8-1-1	4-5-1	2	Clemson, 33-21																																																																																																																																																																																																																												
1992	3-2-0	2-3-0	H	Clemson, 21-6																																																																																																																																																																																																																												
1993	3-1-0	1-4-0	A	Clemson, 13-10																																																																																																																																																																																																																												
1994	2-3-0	5-0-0	A	Duke, 19-13																																																																																																																																																																																																																												
<b>Clemson vs. South Carolina</b> Clemson 54, South Carolina 34, with 4 ties All Games at Clemson: CU leads 11-6-1 All Games in Memorial Stadium: CU leads 11-6-1 All Games at South Carolina: CU leads 43-28-3 Games in William-Brice Stadium: CU leads 24-16-2 Tommy West vs. South Carolina: 0-1 Brad Scott vs. Clemson: 1-0 Last Clemson Win: 16-13 at South Carolina in 1993 Last South Carolina Win: 33-7 at Clemson in 1994 Longest Clemson Streak: 7 (1934-1940) Longest USC Streak: 4 (1951-1954) Games Over Last 10 Years: CU leads 6-3-1 Current Streak: USC has won 1 in a row Largest Clemson Win: 51-0, 1900 Largest USC Win: 56-20, 1975																																																																																																																																																																																																																																
<b>When Clemson Played South Carolina</b> <table> <tr> <th>Year</th><th>Clemson Was</th><th>USC Was</th><th>Site</th><th>Outcome</th></tr> <tr><td>1896</td><td>1-0-0</td><td>1st Game</td><td>A</td><td>USC, 12-6</td></tr> <tr><td>1897</td><td>1-2-0</td><td>1st Game</td><td>A</td><td>Clemson, 18-6</td></tr> <tr><td>1898</td><td>1-1-0</td><td>1-0-0</td><td>A</td><td>Clemson, 24-0</td></tr> <tr><td>1899</td><td>2-0-0</td><td>1-0-0</td><td>A</td><td>Clemson, 34-0</td></tr> <tr><td>1900</td><td>2-0-0</td><td>1-1-0</td><td>A</td><td>Clemson, 51-0</td></tr> <tr><td>1902</td><td>3-0-0</td><td>3-0-0</td><td>A</td><td>USC, 12-6</td></tr> <tr><td>1909</td><td>3-2-0</td><td>1-3-0</td><td>A</td><td>Clemson, 6-0</td></tr> <tr><td>1910</td><td>3-2-0</td><td>4-0-0</td><td>A</td><td>Clemson, 24-0</td></tr> <tr><td>1911</td><td>1-2-0</td><td>1-1-1</td><td>A</td><td>Clemson, 27-0</td></tr> <tr><td>1912</td><td>3-1-0</td><td>2-2-0</td><td>A</td><td>USC, 22-7</td></tr> <tr><td>1913</td><td>1-2-0</td><td>1-2-0</td><td>A</td><td>Clemson, 32-0</td></tr> <tr><td>1914</td><td>1-2-1</td><td>1-4-1</td><td>A</td><td>Clemson, 29-6</td></tr> <tr><td>1915</td><td>2-2-1</td><td>3-0-0</td><td>A</td><td>Tie, 0-0</td></tr> <tr><td>1916</td><td>1-3-0</td><td>2-3-0</td><td>A</td><td>Clemson, 27-0</td></tr> <tr><td>1917</td><td>2-1-0</td><td>1-1-0</td><td>A</td><td>Clemson, 21-13</td></tr> <tr><td>1918</td><td>1-1-0</td><td>1st Game</td><td>A</td><td>Clemson, 39-0</td></tr> <tr><td>1919</td><td>3-2-0</td><td>1-3-0</td><td>A</td><td>Clemson, 19-6</td></tr> <tr><td>1920</td><td>3-2-1</td><td>2-2-0</td><td>A</td><td>USC, 3-0</td></tr> <tr><td>1921</td><td>1-2-1</td><td>3-0-1</td><td>A</td><td>USC, 21-0</td></tr> <tr><td>1922</td><td>2-1-0</td><td>3-1-0</td><td>A</td><td>Clemson, 3-0</td></tr> <tr><td>1923</td><td>1-1-1</td><td>2-2-0</td><td>A</td><td>Clemson, 7-6</td></tr> </table>					Year	Clemson Was	USC Was	Site	Outcome	1896	1-0-0	1st Game	A	USC, 12-6	1897	1-2-0	1st Game	A	Clemson, 18-6	1898	1-1-0	1-0-0	A	Clemson, 24-0	1899	2-0-0	1-0-0	A	Clemson, 34-0	1900	2-0-0	1-1-0	A	Clemson, 51-0	1902	3-0-0	3-0-0	A	USC, 12-6	1909	3-2-0	1-3-0	A	Clemson, 6-0	1910	3-2-0	4-0-0	A	Clemson, 24-0	1911	1-2-0	1-1-1	A	Clemson, 27-0	1912	3-1-0	2-2-0	A	USC, 22-7	1913	1-2-0	1-2-0	A	Clemson, 32-0	1914	1-2-1	1-4-1	A	Clemson, 29-6	1915	2-2-1	3-0-0	A	Tie, 0-0	1916	1-3-0	2-3-0	A	Clemson, 27-0	1917	2-1-0	1-1-0	A	Clemson, 21-13	1918	1-1-0	1st Game	A	Clemson, 39-0	1919	3-2-0	1-3-0	A	Clemson, 19-6	1920	3-2-1	2-2-0	A	USC, 3-0	1921	1-2-1	3-0-1	A	USC, 21-0	1922	2-1-0	3-1-0	A	Clemson, 3-0	1923	1-1-1	2-2-0	A	Clemson, 7-6																																																																																																														
Year	Clemson Was	USC Was	Site	Outcome																																																																																																																																																																																																																												
1896	1-0-0	1st Game	A	USC, 12-6																																																																																																																																																																																																																												
1897	1-2-0	1st Game	A	Clemson, 18-6																																																																																																																																																																																																																												
1898	1-1-0	1-0-0	A	Clemson, 24-0																																																																																																																																																																																																																												
1899	2-0-0	1-0-0	A	Clemson, 34-0																																																																																																																																																																																																																												
1900	2-0-0	1-1-0	A	Clemson, 51-0																																																																																																																																																																																																																												
1902	3-0-0	3-0-0	A	USC, 12-6																																																																																																																																																																																																																												
1909	3-2-0	1-3-0	A	Clemson, 6-0																																																																																																																																																																																																																												
1910	3-2-0	4-0-0	A	Clemson, 24-0																																																																																																																																																																																																																												
1911	1-2-0	1-1-1	A	Clemson, 27-0																																																																																																																																																																																																																												
1912	3-1-0	2-2-0	A	USC, 22-7																																																																																																																																																																																																																												
1913	1-2-0	1-2-0	A	Clemson, 32-0																																																																																																																																																																																																																												
1914	1-2-1	1-4-1	A	Clemson, 29-6																																																																																																																																																																																																																												
1915	2-2-1	3-0-0	A	Tie, 0-0																																																																																																																																																																																																																												
1916	1-3-0	2-3-0	A	Clemson, 27-0																																																																																																																																																																																																																												
1917	2-1-0	1-1-0	A	Clemson, 21-13																																																																																																																																																																																																																												
1918	1-1-0	1st Game	A	Clemson, 39-0																																																																																																																																																																																																																												
1919	3-2-0	1-3-0	A	Clemson, 19-6																																																																																																																																																																																																																												
1920	3-2-1	2-2-0	A	USC, 3-0																																																																																																																																																																																																																												
1921	1-2-1	3-0-1	A	USC, 21-0																																																																																																																																																																																																																												
1922	2-1-0	3-1-0	A	Clemson, 3-0																																																																																																																																																																																																																												
1923	1-1-1	2-2-0	A	Clemson, 7-6																																																																																																																																																																																																																												
1924	2-1-0	3-1-0	A	USC, 3-0																																																																																																																																																																																																																												
1925	0-3-0	3-1-0	A	USC, 33-0																																																																																																																																																																																																																												
1926	2-2-0	3-1-0	A	USC, 24-0																																																																																																																																																																																																																												
1927	2-1-1	3-1-0	A	Clemson, 20-0																																																																																																																																																																																																																												
1928	5-0-0	5-0-0	A	Clemson, 32-0																																																																																																																																																																																																																												
1929	5-0-0	3-1-0	A	Clemson, 21-14																																																																																																																																																																																																																												
1930	5-0-0	3-1-0	A	Clemson, 20-7																																																																																																																																																																																																																												
1931	1-2-1	1-2-0	A	USC, 21-0																																																																																																																																																																																																																												
1932	2-2-0	3-1-0	A	USC, 14-0																																																																																																																																																																																																																												
1933	1-1-2	1-2-0	A	USC, 7-0																																																																																																																																																																																																																												
1934	1-3-0	3-1-0	A	Clemson, 19-0																																																																																																																																																																																																																												
1935	3-1-0	2-3-0	A	Clemson, 44-0																																																																																																																																																																																																																												
1936	2-3-0	3-2-0	A	Clemson, 19-0																																																																																																																																																																																																																												
1937	1-3-0	2-2-1	A	Clemson, 34-6																																																																																																																																																																																																																												
1938	2-1-1	3-2-0	A	Clemson, 34-12																																																																																																																																																																																																																												
1939	2-1-0	1-3-0	A	Clemson, 27-0																																																																																																																																																																																																																												
1940	4-0-0	0-2-0	A	Clemson, 21-13																																																																																																																																																																																																																												
1941	4-0-0	1-1-1	A	USC, 18-14																																																																																																																																																																																																																												
1942	1-2-1	0-2-1	A	Clemson, 18-6																																																																																																																																																																																																																												
1943	1-2-0	2-1-0	A	USC, 33-6																																																																																																																																																																																																																												
1944	2-1-0	1-1-1	A	Clemson, 20-13																																																																																																																																																																																																																												
1945	3-1-0	2-2-0	A	Tie, 0-0																																																																																																																																																																																																																												
1946	1-3-0	2-1-0	A	USC, 26-14																																																																																																																																																																																																																												
1947	1-3-0	2-2-0	A	USC, 21-19																																																																																																																																																																																																																												
1948	3-0-0	2-1-0	A	Clemson, 13-7																																																																																																																																																																																																																												
1949	2-1-0	0-3-0	A	USC, 27-13																																																																																																																																																																																																																												
1950	3-0-0	2-1-0	A	Tie, 14-14																																																																																																																																																																																																																												
1951	3-1-0	2-2-0	A	USC, 20-0																																																																																																																																																																																																																												
1952	1-3-0	2-2-0	A	USC, 6-0																																																																																																																																																																																																																												
1953	1-2-1	3-1-0	A	USC, 14-7																																																																																																																																																																																																																												
1954	2-2-0	2-1-0	A	USC, 13-8																																																																																																																																																																																																																												
1955	3-1-0	2-2-0	A	Clemson, 28-14																																																																																																																																																																																																																												
1956	3-0-1	4-1-0	A	Clemson, 7-0																																																																																																																																																																																																																												
1957	2-2-0	3-1-0	A	Clemson, 13-0																																																																																																																																																																																																																												
1958	4-0-0	2-2-0	A	USC, 26-6																																																																																																																																																																																																																												
1959	3-1-0	3-1-0	A	Clemson, 27-0																																																																																																																																																																																																																												
1960	4-3-0	1-5-0	H	Clemson, 12-2																																																																																																																																																																																																																												
1961	3-4-0	2-5-0	A	USC, 21-14																																																																																																																																																																																																																												
1962	5-4-0	4-4-1	H	Clemson, 20-17																																																																																																																																																																																																																												
1963	4-4-1	1-7-1	A	Clemson, 24-20																																																																																																																																																																																																																												
1964	3-6-0	2-5-2	H	USC, 7-3																																																																																																																																																																																																																												
1965	5-4-0	4-5-0	A	USC, 17-16																																																																																																																																																																																																																												
1966	5-4-0	1-8-0	H	Clemson, 35-10																																																																																																																																																																																																																												
1967	5-4-0	5-4-0	A	Clemson, 23-12																																																																																																																																																																																																																												
1968	4-4-1	3-6-0	H	USC, 7-3																																																																																																																																																																																																																												
1969	4-5-0	6-3-0	A	USC, 27-13																																																																																																																																																																																																																												
1970	3-7-0	3-6-1	H	USC, 38-32																																																																																																																																																																																																																												
1971	4-6-0	6-4-0	A	Clemson, 17-7																																																																																																																																																																																																																												
1972	3-7-0	4-6-0	H	Clemson, 7-6																																																																																																																																																																																																																												
1973	5-5-0	6-4-0	A	USC, 32-20																																																																																																																																																																																																																												
1974	6-4-0	4-6-0	H	Clemson, 38-21																																																																																																																																																																																																																												
1975	2-8-0	6-4-0	A	USC, 56-20																																																																																																																																																																																																																												
1976	2-6-2	6-4-0	H	Clemson, 28-9																																																																																																																																																																																																																												
1977	7-2-1	5-5-0	A	Clemson, 31-27																																																																																																																																																																																																																												
1978	9-1-0	5-4-1	H	Clemson, 41-23																																																																																																																																																																																																																												
1979	8-2-0	7-3-0	A	USC, 13-9																																																																																																																																																																																																																												
1980	5-5-0	8-2-0	H	Clemson, 27-6																																																																																																																																																																																																																												
1981	10-0-0	6-4-0	A	Clemson, 29-6																																																																																																																																																																																																																												
1982	7-1-1	4-6-0	H	Clemson, 24-6																																																																																																																																																																																																																												
1983	8-1-1	5-5-0	A	Clemson, 22-13																																																																																																																																																																																																																												
1984	7-3-0	9-1-0	H	USC, 22-21																																																																																																																																																																																																																												
1985	5-5-0	5-5-0	A	Clemson, 24-17																																																																																																																																																																																																																												
1986	7-2-1	3-6-1	H	Tie, 21-21																																																																																																																																																																																																																												
1987	9-1-0	7-2-0	A	USC, 20-7																																																																																																																																																																																																																												
1988	8-2-0	8-2-0	H	Clemson, 29-10																																																																																																																																																																																																																												
1989	8-2-0	6-3-1	A	Clemson, 45-0																																																																																																																																																																																																																												
1990	8-2-0	5-4-0	H	Clemson, 24-15																																																																																																																																																																																																																												
1991	7-1-1	3-5-2	A	Clemson, 41-24																																																																																																																																																																																																																												
1992	5-5-0	4-6-0	H	USC, 24-13																																																																																																																																																																																																																												
1993	7-3-0	4-6-0	A	Clemson, 16-13																																																																																																																																																																																																																												
1994	5-5-0	5-5-0	H	USC, 33-7																																																																																																																																																																																																																												



# Spring Game Review

Nealon Greene threw for over 200 yards and three touchdown passes in Clemson's 1995 Spring Game, leading the Orange to a 34-0 victory over the White team. The April 1 contest concluded Spring practice for Tommy West's second Clemson team.

Greene hit 11-19 passes for 207 yards and the three scores to lead the Orange team, which scored four touchdowns on offense on the day. The sophomore from New Jersey completed his last five passes for 108 yards and two scores. His favorite receiver was junior flanker Antwuan Wyatt, who had six receptions for 110 yards and a score. Tony Horne, a sophomore, had three catches for 73 yards and two scores.

Lamont Pegues was the game's top rusher with 14-60, while Orange teammate Raymond Priester had 6-42 and a score. Brian Dawkins was the top defender for the winners as he had an 88-yard interception return for a touchdown. Andye McCrorey and Mond Wilson were the top tacklers in the game with nine apiece. Brett Williams had two sacks and three total tackles for loss for the Orange team.

The White team was led by sophomore tailbacks James Jenkins and Anthony Downs. Jenkins had 10-53 on the ground and Downs had 8-47. White team quarterback Chris Robbins hit 4-12 passes for 56 yards. The walk-on was replacing senior Louis Solomon. Clemson's 1994 Offensive MVP missed the game due to a death in the family.

Raymond White was the top tackler for the White team with seven stops, while senior linebacker Kelton Dunnican had six.

Matt Reeves, Warren Forney and Bernard Randolph all had sacks for the White team. Peter Ford and Damon Ward each had interceptions for the White team.

The Orange team scored at least one touchdown in each quarter. Raymond Priester gave the Orange squad a 7-0 lead on a one-yard touchdown rush at the 2:10 mark of the first period. The score culminated a 9 play 89-yard drive.


Brian Dawkins made the most exciting play of the day in the second period when he intercepted a Chris Robbins pass and returned it 88 yards for a score. It was the third interception return for touchdown by Dawkins in the last two scrimmages. The senior safety had interception returns for touchdown of 43 and 62 yards in a March 29.

Tony Horne and Greene combined for two scores in the second half. With 8:20 left in the third period Greene culminated a 70-yard drive with a six-yard scoring pass to Horne. With 11:10 left in the game the two were at it again as Greene hit Horne in stride with a 40-yard score. Greene then hit Antwuan Wyatt with a 15-yard score with 6:52 left.

Overall, Head Coach Tommy West was pleased his team's performance in the game and overall this Spring. "I think this team has worked hard, I am pleased with our Spring practice," said West.

"We are way ahead of where we were at this time last year, especially in the offensive line. I thought Nealon Greene played well throughout the Spring. He really had just one bad practice this Spring. I think we have some outstanding receivers, we can put four or five quality players out there this year.

"Defensively we certainly need to improve at linebacker. Andye McCrorey had the best spring out of the linebackers. Patrick Sapp has played well at times, but he obviously is learning a position he has never played. We will evaluate our personnel at linebacker this August when we see what we have from the freshman class."



Greene completed 11-19 passes for 207 yards in the spring game, a performance that was consistent with his entire spring.

1995 Clemson Football

## Spring Game Stats Review

### Rushing

Orange—Pegues 14-60, Priester 6-42-1, Macklin 2-4, Greene 4-(-10)  
White—Jenkins 10-53, Downs 8-47, Byrd 9-42, Smith 6-16, Woods 1-9, Robbins 5-(-38)

### Passing

Orange—Greene 11-19-207-3-2  
White—Robbins—4-12-56-0-1

### Receiving

Orange—Wyatt 6-110-1, Horne 3-73-2, Davis 2-24  
White—Guess 1-29, Woods 1-13, Crooks 1-10, Jenkins 1-4

### Interceptions

Orange—Dawkins 1-88-1  
White—Ward 1-3, Peter Ford 1-0

### Tackles

Orange—McCrorey 9, Wilson 9, Carter 8, Sapp 7, Humphrey 6, Simpson 6, Cross 5, Williams 5, Curry 5, McCleon 4, Currie 4, Watson 3, Dawkins 3, Moseley 2, Brooks 1  
White—White 7, Dunnican 6, Evans 5, Peter Ford 5, Johnson 4, Randolph 4, Pope 3, Reeves 3, Andy Ford 3, Forney 3, Plantin 3, Ward 1

### Sacks

Orange—Williams 2-19, Sapp 1-12  
White—Reeves 1-7, Forney 1-1, Randolph 1-2

## Clemson Personnel Update

Here is a personnel update at the conclusion of Spring Practice

\***Howard Bartley**, freshman reserve OLB, suffered a torn ACL in the March 5 scrimmage and did not play in the Spring Game. He had surgery and will rehabilitate the knee over the summer.

\***Marcus Hinton**, senior wide receiver, suffered a broken hand in practice in the second week of March and did not play in the Spring Game. Hinton started at wide receiver for the Tigers last year and has averaged 17 yards per catch for his 34 career receptions. He will be 100 percent for the Fall.

\***Donald Broomfield**, freshman OLB, missed the last three weeks of Spring practice with a sinus problem. He was at the March 29 scrimmage in a yellow jersey, but did not play in the Spring Game. He will be ready for the Fall.

\*Senior **Patrick Sapp** was moved from quarterback to outside linebacker at the beginning of Spring practice and worked as a first-team player at that position all Spring.

\*Senior **Leomont Evans** was moved from free safety to outside linebacker at the beginning of Spring practice and was a first-team performer at that position all Spring.

\*Junior **Tony DeSue** was moved from running back to outside linebacker in the second week of Spring practice. He had five tackles and a sack in his two scrimmages at that position.

\*Junior **Brett Williams** was moved from defensive tackle to OLB on March 15 and worked at that position during the March 29th scrimmage. He had three tackles for loss in the Spring Game.

\*Sophomore **Undre Williams** was moved from wide receiver to defensive back in the second week of Spring practice, then suffered a sprained knee. He missed the last two weeks of practice, but did play in the Spring Game.

\***Bernard Randolph**, a defensive tackle, missed all of last year with recurring dizziness, but went through Spring practice without any problems. He had four tackles and a sack in the Spring Game. The native of Pendleton played 196 snaps and lettered in 1993.

Patrick Sapp led all Tiger defenders in sacks in the spring scrimmages.



# ACC Football

\*The ACC has had five bowl teams in each of the past two seasons and at least four bowl teams six years in a row.

\*The ACC was the only conference to have five teams ranked in both the final AP and USA Today polls.

\*The league had five teams with eight or more wins. Six teams, including Clemson, were ranked in the top 25 of both polls at one time or another in 1994.

\*Five ACC Players, including Clemson's Ed Glenn, were named first-team Academic All-American, while five players were named first-team All-American.

\*The ACC is the only conference to have all of its members play in at least one bowl game over the last six years.

\*Nine times in the last 15 years an ACC member school has won the CFA Academic Achievement Award.

\*Over the last 14 years the ACC and the Big Eight have captured more college football national championships than any other conference. Clemson won the title in 1981, Georgia Tech in 1990 and Florida State in 1993.

\*The nine ACC schools that will take to the field this fall have produced 304 first or second-team gridiron All-Americans and 47 first-team Academic All-Americans.

ACC teams have had 1,280 players selected in the annual NFL draft, including 81 first-round selections.

\*Clemson and Florida State are two of just four teams nationally who have won at least 75 percent of their games in seven of the

last nine years. Clemson and Florida State are two of just five teams to win at least six bowl games since 1986.

\*For the fourth consecutive year the ACC drew more than 2.2 million fans. Over 51 home dates, ACC schools attracted 2,262,017 fans. ACC teams played to 88 percent of their stadium capacities. Clemson ranked 13th in the nation in average attendance, its 13th straight year in the top 15 in the nation in attendance.

\*If success in postseason play is a barometer of excellence, the ACC is among the best leagues in the nation. The nine ACC teams have a combined 73-62-5 record in bowl games over the years, a .540 winning percentage. That is second only to the Pac-10's .550 success rate. Three ACC teams are among the top eight in NCAA history in terms of bowl winning percentage.

## Winningest Conferences, Bowl Games

League	Record	Pct
Pacific-10	80-65-6	.550
<b>Atlantic Coast</b>	<b>73-62-5</b>	<b>.540</b>
Big 10	73-71-3	.507
Southeastern	128-126-13	.503
Big Eight	62-64-1	.492
Western Athletic	34-36-3	.486
Big East	42-48-1	.467
Southwest	59-73-6	.449

## Winningest Schools, Bowl Games

(Min. 15 Games played)

Team	Record	Pct
<b>Georgia Tech</b>	<b>17-8</b>	<b>.680</b>
<b>Florida State</b>	<b>15-7-2</b>	<b>.667</b>
Notre Dame	13-7	.650
Southern Cal	24-13	.649
Penn State	19-10-2	.645
Oklahoma	20-11-1	.641
Arizona State	9-5-1	.633
<b>Clemson</b>	<b>12-7</b>	<b>.632</b>

\*Four ACC teams are guaranteed appearing in postseason bowls this year. Five ACC teams received bowl bids in 1993 and 1994. The ACC Champion will be part of the Bowl alliance, the #2 team will go to the Gator Bowl, the #3 team to the Peach Bowl and the #4 team to the Carquest Bowl.

\*ACC Football teams made 26 appearances on National Television in 1994.


\*The ACC won three national championships in 1994-95 and has now won 21 national championships in the last five years.

\*Four schools ranked in the top 25 of the Sears Cup for all-around excellence in athletics.

\*Eight ACC teams, including the Clemson baseball team, earned a number-one ranking during the course

of the 1994-95 academic year.

\*The ACC Academic Honor Roll record was broken for the ninth straight year as 1,171 student-athletes achieved at least a 3.0 for the year in the classroom.



Clemson and Georgia Tech are both ranked among the top 10 winningest teams in college football bowl history.


The ACC has sent at least four teams to bowls each of the last six years.






# Meet The Tigers

**The 1995 Clemson Tigers feature 17 returning starters from the 1994 squad, one of the youngest teams in Clemson history. The Tigers have 24 returning lettermen on offense, but only three are seniors slated for first-team duty. Seven sophomores were on the first-team offense heading into Fall practice.**



**Lamont Pegues  
1994 Rushing Leader**





# '94 Letterwinners

## Freshmen (18)

Elmer Bench, SN  
Jim Bundren, OT  
Jason Collins, OLB  
Kenya Crooks, WR  
Anthony Downs, TB  
Nealon Greene, QB  
Lamont Hall, TE  
Tony Horne, WR  
James Jenkins, FB  
Mark Landry, C  
Lamont Pegues, TB  
Tony Plantin, DT  
Raymond Priester, FB  
Glenn Rountree, OG  
Raymond White, MG  
Undre Williams, WR  
Mond Wilson, LB  
Benji Wood, FB

## Sophomores (12)

Andre Carter, SS  
Tony DeSue, RB  
Andy Ford, CB  
Peter Ford, CB  
Chris Franklin, LB  
Dexter McCleon, CB  
Brad Pope, DB  
Milt Shaw, RB  
Emory Smith, FB  
Jamie Trimble, C  
Brett Williams, DE  
Antwuan Wyatt, WR

## Juniors (23)

Paul Barton, OT  
Marvin Cross, DE  
Carlos Curry, MG

Brian Dawkins, SS  
Kelton Dunnican, ILB  
Leomont Evans, FS  
Warren Forney, DT  
Henry Guess, WR  
Ed Hausgen, CB  
Marcus Hinton, WR  
Andre Humphrey, CB  
Robert Jackson, OT  
Andye McCrorey, OLB  
Dwayne Morgan, OT  
Trevor Putnam, C  
Matt Reeves, LB  
Patrick Sapp, QB  
Jeff Sauve, PK  
LaMarick Simpson, DE  
Louis Solomon, QB  
Speedy Watson, DB

Chuck Winslow, LB  
Will Young, OG

## Seniors (14)

Mike Barber, LB  
Matt Bulman, P  
Ed Glenn, TE  
Tim Jones, LB  
Mike Kunz, OT  
Coby Peeler, DB  
Wardell Rouse, OLB  
Tim Scheibel, DE  
Darnell Stephens, OLB  
Brian Tillotson, OLB  
Lewis Usher, OLB  
Nelson Welch, PK  
Stephon Wynn, TE  
David Zeiler, WR

## 1994 LETTERMEN BY POSITION

### Offense (31)

WR: (7) Kenya Crooks, Henry Guess, Marcus Hinton, Tony Horne, Undre Williams, Antwuan Wyatt, David Zeiler  
OT: (5) Paul Barton, Jim Bundren, Robert Jackson, Mike Kunz, Dwayne Morgan  
OG: (3) Mark Landry, Glenn Rountree, Will Young  
C: (2) Trevor Putnam, Jamie Trimble  
TE: (3) Ed Glenn, Lamont Hall, Stephon Wynn  
QB: (3) Nealon Greene, Patrick Sapp, Louis Solomon  
TB: (4) Tony DeSue, Anthony Downs, Lamont Pegues, Milt Shaw  
FB: (4) James Jenkins, Raymond Priester, Emory Smith, Benji Wood

### Defense (36)

OLB: (5) Andye McCrorey, Wardell Rouse, Darnell Stephens, Brian Tillotson, Lewis Usher  
MG: (2) Carlos Curry, Raymond White  
DE: (7) Marvin Cross, Warren Forney, Tony Plantin, Tim Scheibel, LaMarick Simpson, Brett Williams, Jason Collins  
ILB: (7) Mike Barber, Kelton Dunnican, Chris Franklin, Tim Jones, Matt Reeves, Mond Wilson, Chuck Winslow  
CB: (7) Andy Ford, Peter Ford, Ed Hausgen, Andre Humphrey, Dexter McCleon, Brad Pope, Speedy Watson  
SAF: (4) Andre Carter, Brian Dawkins, Leomont Evans, Coby Peeler  
SN: (1) Elmer Bench  
P-PK (3) Matt Bulman, Jeff Sauve, Nelson Welch

## RETURNING LETTERMEN (50)

### Offense (24)

WR: (6) Kenya Crooks, Henry Guess, Marcus Hinton, Tony Horne, Undre Williams, Antwuan Wyatt  
OT: (3) Jim Bundren, Robert Jackson, Dwayne Morgan  
OG: (3) Mark Landry, Glenn Rountree, Will Young  
C: (2) Trevor Putnam, Jamie Trimble  
TE: (1) Lamont Hall  
QB: (3) Nealon Greene, Patrick Sapp, Louis Solomon  
TB: (3) Tony DeSue, Anthony Downs, Lamont Pegues  
FB: (3) James Jenkins, Raymond Priester, Emory Smith

### Defense (26)

OLB: (1) Andye McCrorey  
MG: (2) Carlos Curry, Raymond White  
DE: (7) Marvin Cross, Warren Forney, Tony Plantin, LaMarick Simpson, Brett Williams, Bernard Randolph, Jason Collins  
ILB: (4) Kelton Dunnican, Matt Reeves, Mond Wilson, Chuck Winslow  
CB: (7) Andy Ford, Peter Ford, Ed Hausgen, Andre Humphrey, Dexter McCleon, Brad Pope, Speedy Watson  
SAF: (3) Andre Carter, Brian Dawkins, Leomont Evans  
SN: (1) Elmer Bench  
P-PK (1) Jeff Sauve

## 1995 Pronunciation Guide

Brent Banasiewicz .....	BA NA SA Witz
Rashidi Brown .....	RA Shee Dee Brown
Kenya Crooks .....	Ken ya (not Keen ya)
Tony DeSue .....	DA Sue
Warren Forney .....	For Knee
Ed Hausgen .....	HAUS gin
Tony Horne .....	Horn
Andye McCrorey .....	Andy Mac Cror E
Chris McNally .....	MAC in Alley
Lamont Pegues .....	PA Geese
Jeff Sauve .....	SA VAY
Lamarick Simpson .....	La MAR ik



# #78




**Ed Altman**  
OG...6-3...275... \*So.  
Waycross, GA  
Ware County HS

**Altman Fact:** The strongest offensive lineman on a pound-for-pound basis in the past 10 years, his power ratio is 6.84.  
**Fall 1995 Depth Chart Position:** Second-team left offensive guard  
**Years Lettered:** 1994

**In 1994:** Participated in four games last season at offensive guard and was a part of 56 plays for the season...played back-up to teammate Will Young at left guard and is listed in that same position on the Tiger depth chart for '95...first appearance of his red-shirt freshman season came against the Furman Paladins on September 3...saw action in his home state of Georgia at Sanford Stadium against the Bulldogs...finished out the season in games against Wake Forest and Georgia Tech...played a total of 56 snaps for the season.  
**In 1993:** Red-shirted the '93 season as a defensive lineman, he moved over to the offensive side of the ball for '94 spring drills.  
**In High School:** A Blue-Chip All-American...**USA Today** honorable mention All-American...named to the **Atlanta Journal-Constitution's** Top 50 team...Georgia AAA all-state and Super 24 selection...tabbed as the 11th-best defensive end in America in Max Emfinger's fall magazine...rated the fourth-best inside linebacker in Georgia by J.W. Lyon Prep Football Report...recorded 62 solo tackles, 36 assists, five quarterback sacks, and six caused fumbles for Ware County High School in 1992...a four-year starter and an all-state performer...two-time All-American in weightlifting...majoring in human resources and development...born 12-2-73.  
**In the Strength Training Room:** Has been consistent in pounds lifted with 1785 over the last three conditioning periods...improved his standing broad jump by 10" when he jumped 107" in the last conditioning period...consistent with sit-ups with 63 the last two periods.

# #74



**Brent Banasiewicz**  
OG...6-3...280... \*Fr.  
Monticello, FL  
Aucilla Christian Acad.

**Banasiewicz Fact:** Ranked as the fourth best offensive guard in the nation by Max Emfinger his senior year of high school.  
**Fall 1995 Depth Chart Position:** Third-team left offensive guard  
**In 1994:** Red-shirted his first season at Clemson and is listed third on the depth chart at the left guard position behind starter Will Young and Ed Altman.  
**In High School:** A top 100 preseason selection by **The Sporting News**, he was the 12th best offensive lineman in the nation by that publication...the honor student is a two-time Class A all-stater...member of Who's Who in American High School Students...named all-area and All-Big Bend twice...a **Sporting News** Top 100 selection and Florida Top 50 choice...All-Deep South member...lettered in weight lifting and football four times...led his team to an 8-4 record and a District title last year...excellent student in high school with a 3.5 GPA...**SuperPrep** All-Dixie team

1995 Clemson Football

# Meet the Tigers



member...played for Head Coach Gene Cox...majoring in parks and recreation...born 3/13/76.  
**In the Strength Training Room:** Lifted 1,700 pounds in winter conditioning...flexibility is a 6.75"...did 60 sit-ups in one minute...best run in the 40 yard dash was timed at 5.27.

# #47



**Howard Bartley**  
OLB...6-3...190... \*Fr.  
Decatur, GA  
Southwest Dekalb HS

**Bartley Fact:** Ranked as 10th best defensive back in the nation his senior year of high school.  
**Fall 1995 Depth Chart Position:** Third-team outside linebacker

**In 1994:** Red-shirted his first-year with the Tigers as a safety...listed as the reserve in the Rush position behind starter Leomont Evans and reserve Matt Reeves, he was moved to the outside linebacker just prior to the beginning of spring practice...suffered a torn ACL during a scrimmage on March 5 in Spring practice of 1995 and missed the rest of the spring...his status for the beginning of fall practice is unknown, but he was working on his rehab over the summer.  
**In High School:** Ranked as the 10th best defensive back in the nation by Max Emfinger's (1-15-94) report...Bartley was the state sprint champion in the 110 high hurdles his senior year of high school with a best of 13.88...during his senior season recorded 127 tackles, with 22 in a playoff game (vs. Dunwoody)...scored touchdowns off of two turnovers in 1993, returning a fumble recovery for 47 yards and an interception for 28...member of the 1994 **SuperPrep** All-Dixie team...member of the All-Mid-South-east team by **Prep Football Report**...played for Head Coach William "Buck" Godfrey...majoring in marketing...born 4/27/76.

# #65



**Elmer Bench**  
SN...5-9...220... So.  
Manning, SC  
Manning HS

**Bench Fact:** The only walk-on freshman to participate in all 11 games last season.  
**Fall 1995 Depth Chart Position:** Long snapper/special teams  
**Years Lettered:** 1994

**In 1994:** Came to the Tigers as a walk-on last season...played in all games last season, exclusively as a special teams snapper...charted six tackles as the snapper on punting situations, and had seven stops on special teams overall...had the fourth highest total special team tackles as he played on punt return defense and kickoff return defense...posted two tackles each against Furman, the first game of his career, and Duke...Clemson had just one punt blocked last year and Bench's snaps to punter Nelson Welch had a lot to do with that statistic...All-American Ray Farmer of Duke was the only opponent to block a Clemson punt last year.  
**In High School:** Attended Manning High School and was coached by Andrew Heddy...an all-conference and all-area offensive lineman his senior year (1993) and he was MVP of his


Clemson has 10 returning starters on offense, it's largest number of returning offensive starters in 15 years.



high school team that year...lettered three years in football...team won conference championship with an 11-0 record his senior year...played against current Penn State quarterback Wally Richardson in high school...majoring in Agriculture Economics at Clemson...born 11/21/75.

**In the Strength Training Room:** Accomplished a personal best in the leg sled in winter conditioning with a 670 pound effort, 20 pounds above his previous best.

**#94**



**Donald Broomfield**

OLB...6-4...241...\*Fr.

Olustee, FL

Baker County HS

**Broomfield Fact:** A three-sport letterman in high school.

**Fall 1995 Depth Chart Position:** Second-team outside line-backer

**In 1994:** Red-shirted the 1994-95 season and is listed as a second-team Bandit End for the 1995 season....missed most of spring practice of 1995 due to a sinus problem that required surgery and did not play in the Spring Game...should be ready to go in the fall...lists Lawrence Taylor of the New York Giants as his favorite pro player...came to Clemson because of its tradition

**In High School:** Member of **Prep Football Reports'** All-Mid-Southeast team...3-A all-stater...all-district and all-area for three seasons...member of the Florida Top 50 and **Sporting News** Top 100...team MVP...played in the Florida-Georgia All-Star game...lettered in basketball and track three years while lettering in football all four years of high school...played for Head Coach Danny Green...majoring in business management...born 6/10/76.

**In the Strength Training Room:** Completed 69 sit-ups in 60 seconds during winter conditioning.

**#79**



**Jim Bundren**

OT...6-3...275...\*So.

Wilmington, DE

A.I. Dupont HS

**Bundren Fact:** First offensive tackle to start as a freshman at Clemson since Gary Brown in 1979.

**Fall 1995 Depth Chart Position:** Starting offensive tackle

**Years Lettered:** 1994

**In 1994:** Returning starter at offensive tackle who made steady improvement throughout his red-shirt freshman season...started all 11 games at the tackle position and is listed as returning starter at that position heading into the 1995 season...had 33 knockdown blocks and was graded out a 'winner' in five games of the '94 season...had outstanding game against Georgia Tech when the Tigers gained 283 yards rushing and his blocking sprung Nealon Greene and Lamont Pegues loose for over 100 yards apiece...red-shirted the 1993 season as an outside linebacker...now up to a solid 275 pounds with a fine off season in the Clemson weight room...played 563 snaps in 1994 second among Clemson tackles and sixth among all Clemson offensive players.



**Jim Bundren - OT**

**In 1993:** Red-shirted the '93 season at outside linebacker, moved to the offensive line during the spring of '94.

**In High School:** Attended Valley Forge Military Academy in 1992, where he led the team in sacks (7), tackles (43), and fumble recoveries (3) under Coach Jim Burner...says that year at Valley Forge changed his life...coming out of high school, was rated as the 16th best prospect in the Atlantic Coast Region...a **USA Today** Honorable Mention All-American and a first-team all-state choice...a **SuperPrep** All-Mid-Atlantic 25 team selection...a first-team all-state choice at defensive end and a second-team selection at offensive end according to the Delaware Sportswriters and Broadcasters Association...as a senior, registered eight sacks, 35 solo tackles, 24 assists, and two fumble recoveries...named Dupont High School's Defensive Player-of-the-Year in 1990 and won the Coaches Award in 1991...selected to play in the Delaware Blue-Gold game...a second-team all-state performer at defensive end according to the **Wilmington News Journal**...majoring in parks, recreation and tourism management...father, Harry, works for general motors...born 10-6-74 in Pontiac, MI.

**In the Strength Training Room:** Lifted 1,000 pounds in the leg sled, a new personal best for him and fifth among the offensive line in '95...lifted a total of 1,650 pounds total during conditioning, another personal best.

**#77**



**Matt Butler**

OG...6-3...284...\*Fr.

Belmont, NC

South Point HS

**Butler Fact:** Rated as the top player in North Carolina by SuperPrep coming out of high school.

**Fall 1995 Depth Chart Position:** Second-team offensive guard.

**In 1994:** Red-shirted the 1994 season...slated as second-team

1995 Clemson Football



right offensive guard for the '95 season...rated as the best of the five offensive linemen who red-shirted 1994 season, Butler was ready to play in many games last year if injury struck Clemson's thin offensive line.

**In High School:** Rated the fourth best defensive lineman in the Atlantic region by **Bluechip Illustrated...SuperPrep** All-Midatlantic team member and rated the best player in North Carolina...played for the Tar Heels in the Shrine Bowl last December...chosen to play in the East-West All-Star game in Greensboro...played for Head Coach Phil Tate, his team won conference championship three years in a row...all-conference for two year and all-state once...did not get involved in football until his junior high school coach made him come out for the eighth grade team...sites Max Montoya as his favorite pro athlete...majoring in engineering at Clemson...born 3-11-76 in Charlotte, NC.

**In the Strength Training Room:** Had a 23" vertical jump prior to spring drills...flexibility is among the best on the offensive line at 8.5"+.

#28



**Andre Carter**  
FS...5-10...194...\*Jr.  
Camden, SC  
Camden HS

**Carter Fact:** Just the fourth Tiger in Clemson history to have three takeaways in a game, he did it at Virginia in 1994.

**Best All-Around Game:** Posted 10 total tackles against Georgia Tech, eight were solo stops, the most in his career in one game


**Fall 1995 Depth Chart Position:** Starting free safety

**Bowl Experience:** In for 10 snaps as a reserve strong safety and played special teams vs. Kentucky in the '93 Peach Bowl.

**Years Lettered:** 1993, 1994

**In 1994:** Named Clemson's Most Improved Player in 1994...more than doubled his tackle total, his first hit total and his interception

total over 1993...had two interceptions and one fumble recovery as the Tigers held Virginia to a season low nine total points and just one touchdown last year in Charlottesville...just the third Clemson player in history to record three takeaways in a single game...had 10 tackles in the win over Georgia Tech, more than twice his previous career high...had at least two tackles in every other contest...honorable mention All-ACC in 1994 when he ranked in a tie for 36th in the nation in interceptions with 0.4 per game...named Clemson's Player of the Game by the Tiger Radio Network for the Virginia game...started all 11 games, he had been a reserve as a



**Andre Carter - FS**

freshman...played 555 snaps last year, 50 plays per game...slated to return to starting strong safety position in 1995...had 40 tackles, but 31 were first hits...his four interceptions tied for the team lead with Dexter McCleon...had a solid Spring Game '95 with eight tackles, including five first hits...had 23 tackles in the four Spring scrimmages.

**In 1993:** Reserve defensive back who had more than half of his 1993 tackles in the last five regular season games of 1993...has played at both the free safety and cornerback spots...had a fine all-around game in the regular season finale with South Carolina, he was in for 30 plays after starter Leomont Evans went down with an injury...had three tackles and broke up two passes in the win over the Gamecocks...had four tackles in the Duke and North Carolina contests, he was in for a season-high 61 snaps at Duke...tallied 15 tackles in 1993 spring workouts.

**In 1992:** Red-shirted the season.

**In High School:** Attended Hargrave Military Prep School in 1991...highly rated player in 1990, he committed to the Tigers before attending Hargrave...in 1990, named all-state by **The Greenville News, The State**, and the Associated Press as a quarterback at Camden High School, where he played for Coach Billy Ammons...also ran for 518 yards and 12 touchdowns...scored two TDs in leading Camden to the 1990 AAA state championship...led Camden to a perfect 15-0 record in 1990...completed 110 passes in 201 attempts (55 percent) with only six interceptions...played sparingly on defense as a senior and junior, but had an outstanding season as a sophomore when he recorded nine interceptions and over 100 tackles...started at quarterback in the 1990 Shrine Bowl...an honorable mention All-American by **SuperPrep** and **USA Today**...a management major...born 4-2-73.

**In the Strength Training Room:** Recorded a personal best 760 pounds in the leg sled...lifted a total of 1350 pounds, another personal best, 99 pounds more than his previous personal best.

#### 1993 CARTER GAME-BY-GAME STATS

Date	Opponent	Plays	Hit	Ast	Tot	Int-Yds	PBU
9/4	UNLV	7	0	0	0		
9/11	at Florida St.	17	2	0	2		
9/25	Georgia Tech	2	0	0	0		
10/2	N.C. State	5	2	0	2		
10/9	at Duke	61	3	1	4		1
10/16	Wake Forest	Special Teams Only					
10/23	East Tn. State	21	1	2	3		
10/30	Maryland	Special Teams Only					
11/6	at No. Carolina	22	3	1	4		
11/13	Virginia	Special Teams Only					
11/20	at So. Carolina	30	2	1	3		2
12/31	&Kentucky	10	0	0	0		
Totals		175	13	5	18		3

&Denotes Bowl Game

#### 1994 CARTER GAME-BY-GAME STATS

Date	Opponent	Plays	Hit	Ast	Tot	Int-Yds	PBU
9/3	*Furman	26	1	1	2		
9/12	*NC State	47	3	0	3		
9/17	*at Virginia	87	2	2	4	2-5	
10/1	*Maryland	21	2	0	2	1-0	1
10/8	*at Georgia	27	3	1	4		
10/15	*at Duke	48	2	2	4		
10/22	*at Florida State	46	3	0	3		
10/29	*Wake Forest	55	2	0	2		
11/5	*at UNC	67	2	1	3		1
11/12	*Georgia Tech	56	8	2	10	1-0	
11/19	*South Carolina	75	3	0	3		
Totals		555	31	9	40	4-5	2

#### CARTER CAREER STATS

Year	GP-GS	Plays	Hits	Ast	Tot	PBU	CF-RF	Int-Yds
1993	12-0	175	13	5	18	3	1-0	0-0
1994	11-11	555	31	9	40	2	0-1	4-5
Totals	23-11	730	44	14	58	5	1-1	4-5



---

---

**#49**

---

---



**Jason Collins**  
*TE...6-5...218...\*So.*  
*Slidell, LA*  
*Northshore HS*

---

---

**Collins Fact:** One of 18 freshmen to earn a letter for the 1994 Tigers.

**Fall 1995 Depth Chart Position:** Third-team tight end  
**Years Lettered:** 1994

**In 1994:** Appeared in all games on the special teams as a freshman, but did not appear on offense or defense in scrimmage plays...spent part of the year at outside linebacker and part at tight end...listed as a third-team tight end heading into fall practice...one of two returning lettermen at the tight end position.

**In 1993:** Red-shirted the 1993 season at outside linebacker.

**In High School:** Rated the 26th-best defensive back prospect in the south by Max Emfinger...an all-district performer for two years...he was also awarded All-Parish honors three times in his eight-school parish...an all-state nominee....New Orleans All-Metro selection...all-district selection for three straight seasons...played in Louisiana High School All-Star Game....lists Pat Swilling as his favorite pro player...majoring in industrial education...born 6-29-74 in Slidell, LA.

**In the Strength Training Room:** Lifted a personal best 1,360 pounds during winter conditioning, 40 pounds more than his previous attempt...lifted a personal best in the leg sled with a 720 pound lift.


---

---

**#88**

---

---



**Kenya Crooks**  
*WR...6-3...190...So.*  
*Seneca, SC*  
*Seneca HS*

---

---


**Crooks Fact:** Set Clemson record for receptions by a first-year freshman when he had 21 catches in 1994.

**Best All-Around Game:** Had eight receptions for 66 yards and a touchdown at Georgia in 1994.

**Fall 1995 Depth Chart Position:** Starting wide-receiver  
**Years Lettered:** 1994

**In 1994:** Set Clemson record for receptions by a first-year freshman with 21, he broke the record of 14 previously held by Terrance Roulhac...his 208 receiving yards were just six yards off the yardage mark for a first-year freshman set by Roulhac in 1983...started eight of Clemson's 11 games last year, he and Raymond Priester tied for the most starts by a Clemson first-year freshman last year...had a streak of six straight games with at least one catch at midseason...first first-year freshman to start at wide receiver for the Tigers since 1983 when Terrance Roulhac started at wide receiver...at the conclusion of an impressive true-freshman season, was third on the team in reception yards with 208, and second on the team in receptions with 21...had a touchdown in the N.C. State game, the second game of his career, and a touchdown in the Georgia game...the N.C. State touchdown reception of 13 yards was his first catch as a Tiger...only Tiger to catch two TD passes last year...had his most reception yards with 66 against Georgia, he was named Clemson MVP by Clemson

Radio Network for the Georgia game...longest pass reception was 28 yards at Florida State...had at least one catch in eight of the 11 games...established a Clemson single game record for receptions by a first-year freshman when he had eight catches for 66 yards and a touchdown against Georgia...that was just one catch off the record for any freshman (9 by Terry Smith at Maryland in 1980)...set a freshman receiving record for a half with seven catches in the second half at Georgia...grew up in nearby Seneca, SC, he runs Clemson Memorial Stadium steps, all 3,124 of them, four days a week in the summer to get in shape for the season...first player to



**Kenya Crooks - WR**

commit to Tommy West after he became Clemson head coach in December of 1993...Kenya is called, "The hardest worker I have had in 33 years of coaching," says his high school coach Tom Bass. "Some people fish and do things like that as a hobby. Kenya's hobby is working out."

**In High School:** First-team All-South selection by Sport South...Gatorade Top 100 Player...ranked as the 13th best wide receiver in the nation by Max Emfinger's (1-15-94) report...Crooks caught 42 passes for 759 yards and 5

touchdowns in a run-oriented offense in 1993...played in the 1993 Shrine Bowl...over his two-year career he caught 95 passes, gaining 1,693 yards and 19 TDs...member of the 1994 **SuperPrep** All-America team and was ranked as the eighth best wide receiver in the nation...fourth best player in South Carolina as rated by **SuperPrep**...Rated as the sixth best wide receiver in the Atlantic coast region by **Bluechip Illustrated**...named to the Schutt Sports Group's All-American High School Football Team selected by Scholastic Coach Magazine...member of the All-Mid-Atlantic Coast team by **Prep Football Report**...MVP of his football and basketball team as a junior, he was all-conference in both sports...all-area and all-county for two seasons...played his high school football for former Clemson assistant Tom Bass...majoring in psychology at Clemson...his uncle, Anthony Crooks, played college football at Jacksonville State...Kenya was born 1-5-76 in Seneca, SC.

**In the Strength Training Room:** Lifted a total of 1238 pounds, more than any other wide receiver, in the winter conditioning period of '95...has a 30.5" vertical jump...did 79 sit-ups in 60 seconds.




1994 CROOKS GAME BY GAME STATS						
Date	Opponent	Rec	Yds	Avg	TD	LG
9/3	Furman	0	0	0	0	0
9/10	N.C. State	1	13	13.0	1	13
9/17	at Virginia	0	0	0	0	0
10/1	*Maryland	1	10	10.0	0	10
10/8	*at Georgia	8	66	8.3	1	14
10/15	*at Duke	4	23	5.8	0	9
10/22	*at Florida State	2	35	17.5	0	28
10/29	*Wake Forest	1	19	19.0	0	19
11/5	*at North Carolina	2	15	7.5	0	9
11/12	*Georgia Tech	0	0	0	0	0
11/19	*South Carolina	2	27	13.5	0	14
Totals		21	208	9.9	2	28

Crooks Career Stats						
Year	GP-GS	Plays	Rec	Yds	Avg	TD
1994	11-8	417	21	208	9.9	2

#91



**Marvin Cross**  
DE...6-4...250...\*Gr.  
Durham, NC  
Hillside HS

**Cross Fact:** Earned his undergraduate degree in financial management last May, he will be a graduate student during his final year on the gridiron with the Tigers.

**Fall 1995 Depth Chart Position:** First-team defensive end

**Best All-Around Game:** Had arguably the best game of his career at Virginia last season when he was in for 67 plays and made 11 stops, one tackle for loss, and broke up two passes

**Career Bests:** Had 11 tackles at Virginia in 1994.

**Bowl Experience:** Had two tackles and a quarterback pressure while in for 18 snaps vs. Kentucky in the '93 Peach Bowl.

**Years Lettered:** 1992, 1993, 1994

**In 1994:** Pre-season All-ACC for 1995 according to *Athlon*, *Football News*, and *Bob Griese's Football Annual*...ranked as 18th best DE in the nation by 1995 Sporting News preseason magazine...second-team All-ACC defensive tackle who is second among returning players in tackles with 64...had an outstanding season as one of the Tigers' starting defensive ends in all 11 games...sixth overall on Clemson's defense that ranked 17th in the nation in scoring defense and 14th in rushing defense...tallied seven tackles for loss on the season, fifth best on the Clemson team...needs just seven tackles to reach the 100 mark for his Clemson career...won the Army/ROTC Take No Prisoners Award vs. Maryland when he had seven tackles, including three tackles for loss...a Southern National Student/Athlete-of-the-Week selection at midseason...saw 67 plays against Virginia last season and had the most stops of his year with 11 total tackles...broke up two pass attempts by the Virginia Cavaliers, he was a major reason Virginia scored a season low nine points against the Tigers...only Clemson defensive tackle to have double figures in tackles in consecutive games (10 vs. N.C. State, 11 vs. Virginia) during 1994...first on the team among returning starters with 10 quarterback pressures in '94...caused a fumble against Maryland and Virginia last season...had no less than three tackles in every game in '94...played 463 snaps for the year, more than any other defensive lineman, and he has played in 30 games for his career...has played at least 10 plays in each of his last 23 games...native of Durham, NC who has played at Duke each of the last two years, the Blue Devils will come to Clemson this year.

**In 1993:** One of the Tigers' top reserves on the defensive line in

1993, he played in all 12 games in 1993 and tallied 25 stops...had four tackles for loss, including a 14-yard sack in the win over N.C. State...ranked fourth on the team in quarterback pressures with eight...had his best game of the season in terms of tackles in the opener with UNLV when he had four stops...had at least one tackle in every game, he tied for fifth on the team in tackles for loss with four...also had a seven-yard sack versus East Tennessee State...registered two tackles, a tackle for loss and a pass deflection at Duke, the school located in his hometown of Durham, NC.

**In 1992:** Promising young player who began the 1992 season at outside linebacker and moved to the interior line early in the season...played in seven games in 1992, he saw action on special teams only in the Georgia Tech, N.C. State and Wake Forest contests...in for a career-high 20 snaps in the win over UT Chattanooga, he had three tackles, a quarterback pressure and recovered a fumble in that contest...also saw action from scrimmage versus North Carolina, Maryland and South Carolina...did well during 1993 spring workouts, almost half of his 15 tackles were for loss.

**In 1991:** Red-shirted the 1991 season at outside linebacker, he gained valuable experience as a member of the scout team in 1991 and during spring drills of 1992...eighth-leading tackler in spring drills, second among red-shirt freshmen, he had 19 stops, including 14 first hits...had arthroscopic knee surgery during the winter of 1992, he was back in top form by the time spring drills began.

**In High School:** A Shrine Bowl standout and a two-year all-conference selection...recorded 79 tackles, including 49 solos, as a senior at Hillside High School...also caused three fumbles and recovered four others...given two stars by recruiting analyst Joe Terranova...a member of the **Charlotte Observer's** Top 25 in North Carolina...Max Emfinger rated him among the nation's top 50 linebackers...played for Coach James Lillie...started at offensive and defensive tackle for three seasons, but moved to linebacker as a senior...one of the top 50 1991 recruits in the ACC area according to **Lindy's**...voted his team's outstanding defensive lineman as a junior...an all-conference selection at defensive tackle in 1989...all-conference at offensive tackle and linebacker in 1990...captain of his team as a senior...also an outstanding track athlete who earned four varsity letters in the sport...finished second in the state in the discus with a throw of 158'11" and third in the state in the shot put with a heave of 52'9"...born 9-11-73.

**In the Strength Training Room:** Strong athlete who improved on his leg sled personal best when he lifted 930 pounds during winter conditioning...his previous best was 870 pounds...has increased his total-pounds lifted and his standing broad jump every conditioning period since his freshman year.

**In the Classroom:** A member of the student-athlete academic honor roll for the spring semester of 1992, he earned his undergraduate degree in financial management in May 1995.

1993 CROSS GAME-BY-GAME STATS									
Date	Opponent	PL	Ht	Ast	Tot	TL-Yds	Sk-Yds	PBU	QP
9/4	UNLV	29	3	1	4				1
9/11	at Fla. State	18	0	1	1				
9/25	Ga. Tech	24	1	0	1	1-1			1
10/2	N.C. State	10	1	1	2	1-14	1-14		1
10/9	at Duke	29	2	0	2	1-7		1	1
10/16	Wake Forest	13	1	1	2				
10/23	ETSU	18	2	1	3	1-7	1-7		1
10/30	Maryland	28	2	1	3				2
11/6	at N. Carolina	13	1	0	1				
11/13	Virginia	15	1	1	2				
11/20	at S. Carolina	12	0	2	2				
12/31	\$Kentucky	18	1	1	2				1
Totals		227	15	10	25	4-29	2-21	1	8

\$ - at Peach Bowl




# 1994 CROSS GAME-BY-GAME STATS

Date	Opponent	PL	Ht	Ast	Tot	TL-Yd	Sk-Yd	PBU
9/3	*Furman	32	2	3	5			
9/10	*NC State	47	6	4	10			
9/17	*at Virginia	67	7	4	11	1-1		2
10/1	*Maryland	30	6	1	7	3-16	1.5-10	
10/8	*at Georgia	45	3	2	5	1-1		
10/15	*at Duke	35	2	1	3	1-2		
10/22	*at Florida St.	40	4	2	6			
10/29	*Wake Forest	28	1	2	3			
11/5	*at No. Carolina	31	2	1	3			
11/12	*Georgia Tech	37	3	1	4			2
11/19	*South Carolina	43	6	1	7	1-1		
Total		435	42	22	64	7-21	1.5-10	4

## Marvin Cross Career Stats

Year	GP-GS	PL	Hits	Ast	Tot	TL-Yd	Sacks	CF-RF	QP	PB
1992	7-0	31	1	3	4	0-0	0-0	0-1	1	0
1993	12-0	227	15	10	25	4-29	2-21	0-0	8	1
1994	11-11	435	42	22	64	7-21	1.5-10	2-0	4	4
Totals	30-11	693	58	35	93	11-50	3.5-31	2-1	13	5

# #81



**Rudy Currie**  
FS...6-3...198... \*So.  
Cleveland, OH  
St. Edwards HS

**Currie Fact:** Competed with the Clemson track squad indoors in 1994, his 6'9-3/4" season best in the long jump was among the best for the Clemson squad.

**Fall 1995 Depth Chart Position:** Reserve free safety


**In 1994:** Competed as a long and triple jumper for the Clemson track squad again in '94...is listed as second-team free safety, a switch from his position of cornerback in 1993...missed almost all of the 1994 season with a broken wrist, an injury he suffered in the preseason workouts...came back to full contact for the last couple weeks of the season, but did not play in any games...had 12 tackles in three spring scrimmages last spring as a defensive back.

**In 1993:** Red-shirted the 1993 season at cornerback, but he did compete with the Clemson track team.

**In High School:** Rated in the top 100 players in America by Max Emfinger...attended Valley Forge Military Academy in 1992...a first-team all-county selection at St. Edwards High School in Cleveland, OH in 1991...that was his first full season as he had been hampered by injuries early in his high school career...named the most valuable defensive back for Jim McQuaide's squad...led his team in interceptions with six and set a school record with an 86-yard interception return for a score...had 55 tackles as a senior...the Ohio State Champion in the high jump as a prepster, he posted a 7'0" mark...majoring in pre-physical therapy...born 11-28-72 in Cleveland, OH.

**In the Strength Training Room:** Ran the 40 in a time of 4.57.

# #93



**Carlos Curry**  
MG...6-2...285...Sr.  
Decatur, GA  
Columbia HS

**Curry Fact:** Can break Rob Bodine's Clemson record for career starts by a middle guard if he starts at least 10 games this year.

**Fall 1995 Depth Chart Position:** First-team middle guard

**Best All-Around Game:** Had 10 tackles in 50 snaps vs. North Carolina in 1993


**Career Bests:** Tackles - 10 vs. UNC, '93; TFL - 2 vs. Duke, '93 and vs. FSU, '94

**Bowl Experience:** In for 40 snaps as a starter in the '93 Peach Bowl, he had seven tackles, a pass broken up and a quarterback pressure.

**Years Lettered:** 1992, 1993, 1994

**Years Started:** 1992, 1993, 1994

**In 1994:** Has more career starts and more plays of experience than any other Clemson defensive lineman...only active Tiger who could call himself a four-year starter by the end of the 1995 season...saw action in all 11 games last season and made nine starts, he now has 26 career starts...could reach 37 career starts, which would be a Clemson career record...Rob Bodine holds Clemson record for a middle guard with 35...tallied 42 stops, 29 of them solo tackles in 1995...posted nine tackles for loss of 37 yards, tied for third best on the team...had 2.5 sacks for a loss of



Carlos Curry - MG

12 yards for the season...best game of the year was against the Furman Paladins when he posted seven tackles, one tackle for loss, and recovered a fumble...claimed six stops against the



nationally ranked Florida State Seminoles and posted two tackles for loss, including a sack on Dan Kannell for three yards...credited with a sack against Duke last season for a loss of five yards for the Blue Devils...third in tackles among returning starters with his 42 stops...finished out the season seventh in total tackles...has had at least one tackle in 22 straight games...had at least one tackle for loss in seven of the last eight games of 1995...in for 1251 career plays, more than any other interior defensive player.

**In 1993:** The Tigers' starting middle guard in every game of 1993, he showed improvement as the season progressed...more than doubled his total tackles in 1993 from the previous season, he tallied 56 stops to rank 10th on the team...posted a career-high in terms of tackles at North Carolina when he had 10 stops...had five or more tackles in six games...averaged seven stops per game for the last four games of the season, including seven in the Peach Bowl win over Kentucky...had six stops in the regular season finale at South Carolina, he also broke up a pair of Gamecock passes in that Tiger win... tied for fifth on the team in tackles for loss with four, he had two sacks in 1993...had six tackles in back-to-back games at midseason, versus Duke and Wake Forest...the Wake Forest contest was one of the best all-around games of his career, as he posted six tackles, including a 12-yard sack, broke up a pass and caused a fumble...had 28 of his 56 tackles in the last four games of 1993.

**In 1992:** Another outstanding true freshman who had a big impact on the Tiger defense in 1992, he started the last five games of the season at middle guard...played behind Brentson Buckner in the first six games of the season, when Buckner moved to tackle for the N.C. State game, Curry got the starting nod...had 17 of his 22 total tackles in the five games in which he started, his season-high in terms of tackles came at Maryland, when he had six tackles, including a two-yard half-sack...in for a season-high 53 plays at N.C. State and had four tackles, he also recovered a fumble versus the Wolfpack...played 29 snaps in his first collegiate game, the season opener with Ball State, he had four tackles, including a 10-yard sack, and registered a pair of quarterback pressures in that contest...joins Warren Forney as the only active Tigers to record a sack in his first game...had seven quarterback pressures for the season, that mark tied for third on the 1992 team in that category.

**In High School:** Ranked in the top 50 among players in Georgia by the **Atlanta Constitution**...All-Dekalb County and All-City/Metro selection...honorable mention all-state...won his region in wrestling...had over 500 tackles in his career, he registered 110 total tackles and 13 sacks as a senior at Columbia High School where he played for Coach Ron Sebree...had seven tackles in the Florida-Georgia All-Star Game...voted the Most Valuable Defensive player as a senior...his brother, Michael, played basketball for the University of Tennessee...majoring in marketing...born 12-28-72.

**In the Strength Training Room:** Set a new personal best in the leg sled when he lifted 950 pounds...had a personal best in total pounds lifted with 1690 and accomplished 71 sit-ups in 60 seconds.

#### 1992 CURRY GAME-BY-GAME STATS

Date	Opponent	PL	Hit	Ast	Tot	TL-Yd	Sk	QP	CF-RF
9-5	Ball State	29	2	2	4	1-10	1-10	2	
9-12	Florida State	21	0	0	0			1	
9-26	at Georgia Tech	5	0	0	0				
10-3	UT-Chattanooga	33	0	0	0			1	
10-10	at Virginia	12	1	0	1				
10-17	Duke	12	0	0	0			1	
10-24	*at N.C. State	53	3	1	4			1	0-1
10-31	*at Wake Forest	43	1	0	1				
11-7	*North Carolina	28	2	0	2				
11-14	*at Maryland	51	3	3	6	1-2	0.5-2	1	
11-21	*South Carolina	48	1	3	4				
Totals		335	13	9	22	2-12	1.5-12	7	0-1

#### 1993 CURRY GAME-BY-GAME STATS

Date	Opponent	PL	Ht	Ast	Tot	TL-Yd	Sk-Yd	PBU	QPCF-RF
9/4	*UNLV	29	0	0	0				
9/11	*at Fla. State	50	1	0	1				
9/25	*Ga. Tech	38	2	2	4				1
10/2	*N.C. State	48	1	3	4	1-1			
10/9	*at Duke	44	5	1	6	2-7	1-5		1
10/16	*Wake Forest	39	5	1	6	1-12	1-12	1	1-0
10/23	*ETSU	35	1	2	3				
10/30	*Maryland	42	1	3	4				2
11/6	*at N. Carolina	50	6	4	10				
11/13	*Virginia	36	4	1	5				
11/20	*at S. Carolina	44	4	2	6			2	
12/31	*\$Kentucky	40	5	2	7			1	1
Totals		495	35	21	56	4-20	2-17	4	5 1-0

\$ - at Peach Bowl

#### 1994 CURRY GAME-BY-GAME STATS

Date	Opponent	Plays	Hits	Ast	Tot	TL	Sacks
9/3	*Furman	29	6	1	7	1-7	
9/10	*NC State	44	5	1	6		
9/17	*at Virginia	49	2	1	3		
10/1	*Maryland	32	2	2	4	1-2	
10/8	*at Georgia	45	2	1	3	1-5	.5-5
10/15	*at Duke	37	1	1	2	1-5	1-5
10/22	at Florida State	38	5	1	6	2-3	1-3
10/29	Wake Forest	30	1	2	3	1-7	
11/5	*at North Carolina	34	2	2	4		
11/12	*Georgia Tech	43	2	1	3	1-1	
11/19	*South Carolina	40	1	0	1	1-7	
Totals		421	29	13	42	9-37	2.5-13

#### Carlos Curry Career Stats

Year	GP-GS	PL	Hits	Ast	Tot	TL-Yd	Sacks	CF-RF	QP	PB
1992	11-5	335	13	9	22	2-12	1.5-12	0-1	7	0
1993	12-12	495	35	21	56	4-20	2-17	1-0	4	4
1994	11-9	421	29	13	42	9-37	2.5-13	0-1	5	1
Totals	34-26	1251	77	43	120	15-69	6-42	1-2	16	5

#### Collegiate Football Final AP Top 25

	Rec	Pts
1. Nebraska ( 51 1/2)	13-0-0	1,539 1/2
2. Penn St. (10 1/2)	12-0-0	1,497 1/2
3. Colorado	11-1-0	1,410
4. Florida St.	10-1-1	1,320
5. Alabama	12-1-0	1,312
6. Miami	10-2-0	1,249
7. Florida	10-2-1	1,153
8. Texas A&M	10-0-1	1,117
9. Auburn	9-1-1	1,110
10. Utah	10-2-0	955
11. Oregon	9-4-0	810
12. Michigan	8-4-0	732
13. Southern Cal	8-3-1	691
14. Ohio St.	9-4-0	672
15. Virginia	9-3-0	648
16. Colorado St.	10-2-0	630
17. N. Carolina St.	9-3-0	511
18. Brigham Young	10-3-0	500
19. Kansas St.	9-3-0	496
20. Arizona	8-4-0	364
21. Washington St.	8-4-0	344
22. Tennessee	8-4-0	303
23. Boston College	7-4-1	236
24. Mississippi St.	8-4-0	160
25. Texas	8-4-0	90

Others receiving votes: Virginia Tech 75, North Carolina 65, Wisconsin 54, Illinois 45, Washington 41, Duke 9, Syracuse 7, Air Force 2, South Carolina 2.

#### USA Today-CNN Poll

	Pts
1. Nebraska (54)	1,542
2. Penn State (8)	1,496
3. Colorado	1,382
4. Alabama	1,344
5. Florida State	1,329
6. Miami	1,229
7. Florida	1,186
8. Utah	1,029
9. Ohio State	842
10. Brigham Young	832
11. Oregon	831
12. Michigan	787
13. Virginia	765
14. Colorado St.	681
15. Southern Cal	670
16. Kansas St.	661
17. N. Carolina St.	626
18. Tennessee	520
19. Washington St.	449
20. Arizona	405
21. UNC (8-4-0)	313
22. Boston College	304
23. Texas	244
24. Virginia Tech (8-4-0)	189
25. Mississippi St.	158

Others receiving votes: Wisconsin 109, Illinois 92, Duke 60, South Carolina 22, Syracuse 20, Air Force 19, Iowa 7, Bowling Green 4, West Virginia 2, Texas Christian 1.



# #20



**Brian Dawkins**  
SS...6-0...190...Sr.  
Jacksonville, FL  
Raines HS

**Dawkins Fact:** Had 15 tackles at Florida State, fourth highest total for a Clemson defensive back in history.

**Fall 1995 Depth Chart Position:** First-team strong safety

**Best All-Around Game:** Continued his success against Florida State when he posted 15 tackles against the Seminoles; 12 were solo stops.

**Career Bests:** Tackles - 15 vs. FSU '94; PBUs - 3 vs. UNLV, NCS '93; Int - 1 vs. three teams '93

**Bowl Experience:** Had five tackles for 50 snaps as a starter vs. Kentucky in the '93 Peach Bowl.

**Years as a Starter:** 1993, 1994

**Years Lettered:** 1992, 1993, 1994

**In 1994:** The top honors candidate on the Clemson team for 1995, Dawkins is second-team All-American by **Athlon**...ranked as 8th best safety in the nation by 1995 Sporting News preseason magazine...second-team All-ACC player each of the last two years, the only Tiger who can make that claim...had an outstanding junior year, starting all 11 games at strong safety...one of the top hitters in the secondary in the South, he had 15 tackles against Florida State, his career high and the top tackle total for a Clemson defensive back since 1984 when Ronald Watson had 17 against Georgia Tech...a key reason Florida State scored a season low 17 points against Clemson last year and did not throw a TD pass, the only game in the last three years the Seminoles have failed to throw a TD pass...has had his season high in terms of tackles against Florida State each of the last two years, nine in 1993 and 15 in 1994...ranked fourth on the team in total tackles with 69, first among returning Tigers...51 of those stops were solo tackles, also

first among returning Tigers...finished the season ranked fourth on the team in interceptions with two for 33 yards...had at least six tackles or more in eight games...integral part of a defense that finished the season ranked in 31st nationally in total defense, 14th in rushing defense, and 17th in scoring defense...Clemson's Player-of-the Game against Florida State and South Carolina according to the Jefferson Pi-

lot Television Network...has been a model of consistency the last two years, he has started 23 straight games and had 66 tackles in 1993, 71 in 1994...has five career interceptions, second among active Tigers...has 13 career pass deflections, more than any other active Tiger...played 724 total plays in 1995, more than any other Clemson defender and second among all Tigers...has made at least one tackle in 27 straight games, the longest active streak among active Clemson players...has started 23 straight games, more than any other Tiger...will play his 1500th play as a Clemson Tiger in the season opener against Western Carolina...played on the same high school team as current Clemson outside linebacker Patrick Sapp, former Florida State All-American Derrick Alexander and Florida defensive back Anthone Lott...one of the few married players on the team, he and his wife Connie live in Clemson...had an outstanding Spring of 1995, an example of his leadership...while many returning All-ACC players would take it easy in the Spring prior to their senior year, Dawkins was a standout...had 24 tackles to rank third on the team, but had three interception returns for touchdowns in the four scrimmages, including an 88-yard TD in the Spring Game.


**In 1993:** Second-team All-ACC performer in 1993, he provided some of the defense's hardest hits of the season...second-team Sophomore All-American according to **Football News**...the 1993 team leader in passes broken up with nine, that mark tied for third in the Atlantic Coast Conference...also tied for the team lead in interceptions, he had three for the season...in for 740 plays, that mark led all '93 Tiger defenders...ranked ninth on the team in tackles with 66, his three tackles for loss led all defensive backs in that category...named the ACC Defensive Back-of-the-Week versus UNLV, his first game as a starter, as he tallied five tackles and broke up three passes in that contest...had nine tackles and a blocked kick the next week at Florida State, he also had nine stops at North Carolina, including a tackle for loss...caused fumbles in back-to-back contests with Florida State and Georgia Tech, he recovered a loose ball in the N.C. State contest...had another trio of passes broken up versus Wake Forest...had tackles for loss in three of the last five games of the regular season.

**In 1992:** Hard-hitting defensive back who earned a reputation as a special teams demon in 1992...played special teams only in the first seven games and was in for 29 plays from scrimmage over the last four games...led the 1992 team in special teams tackles with 21, 14 of those were first hits or solo...had eight tackles in the season finale with South Carolina, he was in for only eight snaps in that contest...caused a fumble on special teams in the Duke contest that was pivotal in Clemson's victory...had four special teams stops in the North Carolina and South Carolina contests.

**In High School:** A 4-A All-State selection at Raines High School where he played for Freddie Stephens...member of the Jacksonville Super 11...all-city and all-district selection, he teamed with current Tiger QB Patrick Sapp to lead Raines to 30 straight regular season wins...averaged 10 points per game along with three rebounds per contest in basketball...an All-Gateway conference choice in both football and basketball...voted his school's Most Valuable Defensive Back...brother of Ralph Dawkins, who was the starting fullback for the University of Louisville in 1992 and played with the New Orleans Saints...attended same high school as former Tiger WR Terrance Roulhac...majoring in industrial education...born 10-13-73.

**In the Strength Training Room:** Topped his best time in the 40 yard dash during spring conditioning of '95 when he was clocked at 4.34 on his second run of the day...that 40 time is best among Clemson starters...has the second-best vertical jump on the '95 defensive back squad at 32.5".

**In the Classroom:** A member of Clemson's Academic Honor Roll for the spring semester of 1993, he earned a 3.00 in his industrial education major.



**Brian Dawkins - SS**



## What They've Said about Brian Dawkins

"He has a knack for everything. He's a great cover guy, a great tackler. He has a sense of where the football is going to be. He has the total package." Clemson strong Safety Dexter McCleon.

"Brian didn't get the publicity everybody else did when we were recruited. He's fought and battled, and has proven his point. He works harder than anyone in everything. When he came here he was not that strong. But he's a worker." Clemson defensive back Andre Humphrey.

"He's our hit man on defense. He flies around and plays hard every play in every game. He gets ready to play every week and we need his leadership this season." Head Coach Tommy West.

### DAWKINS ON HIMSELF

**"I can't take any play off. If I take a play for granted and just jog to the ball, they might break a tackle. I am the run support in the secondary and I have to be there to make the tackle. There's no room to save anything when you are on the field."**

### 1992 DAWKINS GAME-BY-GAME STATS

Date	Opponent	PL	Hit	Ast	Tot
9-5	Ball State	—	0	0	0
9-12	Florida State	—	2	0	2
9-26	at Georgia Tech	—	2	0	2
10-3	UT-Chattanooga	—	0	2	2
10-10	at Virginia	—	1	1	2
10-17	Duke	—	2	1	3
10-24	at N.C. State	—	0	0	0
10-31	at Wake Forest	4	1	0	1
11-7	North Carolina	8	2	2	4
11-14	at Maryland	9	0	1	1
11-21	South Carolina	8	4	4	8
Totals		29	14	11	25

Note: Caused a fumble versus Duke

### 1993 DAWKINS GAME-BY-GAME STATS

Date	Opponent	PL	Ht	Ast	Tot	TL-Yds	PBU	CF-RF	Int
9/4	*UNLV	66	3	2	5		3		
9/11	*at Fla. State	46	7	2	9			1-0	
9/25	*Ga. Tech	55	3	1	4			1-0	
10/2	*N.C. State	66	1	2	3		3	0-1	
10/9	*at Duke	77	5	2	7		1		
10/16	*Wake Forest	62	5	3	8				1-3
10/23	*ETSU	53	1	1	2	1-4			1-0
10/30	*Maryland	62	5	1	6				
11/6	*at N. Carolina	79	6	3	9	1-2			
11/13	*Virginia	61	1	1	2		1		1-10
11/20	*at S. Carolina	63	4	2	6	1-1	1		
12/31	*\$Kentucky	50	2	3	5				
Totals		740	43	23	66	3-7	9	2-1	3-13

\$ - at Peach Bowl

### 1994 DAWKINS GAME-BY-GAME STATS

Date	Opponent	PL	Hits	Ast	Tot	TL-Yds	Int-Yds	PBU
9/3	*Furman	44	3	1	4			1
9/10	*NC State	75	4	2	6	1-6		
9/17	*at Virginia	90	6	0	6		1-14	1
10/1	*Maryland	67	6	0	6			1
10/8	*at Georgia	59	3	3	6			
10/15	*at Duke	67	6	3	9			
10/22	*at Florida State	72	12	3	15			
10/29	*Wake Forest	54	5	1	6	1-2		
11/5	*at North Carolina	67	1	1	2			1
11/12	*Georgia Tech	56	3	3	6			
11/19	*South Carolina	73	3	2	5		1-19	
Totals		724	52	19	71	2-8	2-33	4

### Brian Dawkins Career Stats

Year	GP-GS	PL	Hits	Asts	Tot	TL-Yds	PBU	Int-Yd	CF-RF
1992	11-0	29	14	11	25	0-0	0	0-0	1-0
1993	12-12	740	43	23	66	3-7	9	3-13	2-1
1994	11-11	724	52	19	71	2-8	4	2-33	0-1
Totals	34-23	1493	109	53	162	5-15	13	5-46	3-2

# #44



## Anthony Downs

TB...6-1...200...So.  
Greenville, SC  
Berea HS

**Downs Fact:** ACC Rookie of the Week for his first game performance against Furman when he had over 100 all-purpose rushing yards.

**Fall 1995 Depth Chart Position:** Second-team tailback

**Best All-Around Game:** Had his best game during the first game of his freshman season against the Furman Paladins when he rushed for 89 yards in 17 carries.

**Years Lettered:** 1994

**In 1994:** Had 89 yards rushing and 19 receiving for 108 all-purpose yards against Furman in his first game...named ACC Rookie of the Week and Clemson Player of the Game by the Clemson Radio Network for his performance in that game...first first-year freshman to start the season opener at tailback since Ken Callicutt in 1973...was not told he would be the starter until the pregame warmups...his rushing yardage against Furman was best by a first-year freshman in his first game since Bobby Gage had 144 yards in his first game as a Clemson Tiger in 1945...had three starts in his six games as a rookie...ranked fifth on the team in net yards rushing with 216, that total would have been higher had he not been bothered by an ankle problem throughout most of the season...tallied the most carries of the game against Virginia when he handled the ball 19 times...had 13 rushes for 70 yards against Florida State and North Carolina combined, a 5.3 average against two of the ACC's top defenses...a key to the win over North Carolina in Chapel Hill as he had 30 yards in eight rushes...missed the Georgia Tech and South Carolina games due to a sprained ankle...had a solid Spring of 1995, he had 47 yards rushing in just eight carries in the Spring Game...had 88 yards on 17 carries in March 11 scrimmage and finished the Spring with 215 yards in 45 attempts in the four Spring workouts, second on the team.

**In High School:** Gatorade Circle of Champions Player-of-the-Year in South Carolina...member of the 1994 **SuperPrep** All-American team, he was ranked as the 10th rated running back in the nation by that publication...ranked as the 12th best running back in the nation by Max Emfinger's (1-15-94) ratings...a member of the Orlando Sentinel's Dixie Dozen...led the state of South Carolina in rushing, he took Berea High to the state playoffs...enjoyed a banner senior season with 2,190 yards rushing on 305 carries and 23 TDs...averaged 7.2 yards per carry...named the AAA South Carolina State Player-of-the-Year and participated in the Shrine Bowl...1994 **SuperPrep** All-Midatlantic Team...named to the Schutt Sports Group's All-American High School Football Team selected by **Scholastic Coach** Magazine...rated the best player in South Carolina by **SuperPrep**...member of the All-Mid-Atlantic Coast team by **Prep Football Report**...had 1157 yards rushing as a junior...played for Wayne Green at Berea High School...majoring in marketing....born 10-6-74.




# 1994 DOWNS GAME-BY-GAME STATS

Date	Opponent	Att.	Yds	Avg	TD	LG	Rec-Yds
9/3	*Furman	17	89	5.2	0	29	2-19
9/10	*NC State	7	20	2.9	0	8	1-6
9/17	*at Virginia	19	22	1.2	0	9	0-0
10/1	Maryland	DNP					
10/8	at Georgia	DNP					
10/15	at Duke	DNP					
10/22	at Florida State	8	30	3.6	0	19	0-0
10/29	Wake Forest	5	39	8.0	0	29	0-0
11/5	at North Carolina	7	16	2.3	0	12	0-0
11/12	Georgia Tech	INJ					
11/19	South Carolina	INJ					
Totals		63	216	3.4	0	29	3-25

## Anthony Downs Career Stats

Year	GP-GS	PL	Att.	Yds	Avg	TD	LG	Rec-Yds
1994	6-3	144	63	216	3.4	0	29	3-25

# #33



**Tony DeSue**  
OLB...5-10...205... \*Jr.  
Virginia Beach, VA  
Kempsville HS

**DeSue Fact:** Rushed for 3,756 yards during his three-year high school career, scoring 42 touchdowns.

**Fall 1995 Depth Chart Position:** Third-team outside linebacker  
**Best All-Around Game:** Had four rushes for 14 yards and 3 knockdown blocks vs. ETSU in '93

**Bowl Experience:** Played special teams only in the '93 Peach Bowl

**Years Lettered:** 1993, 1994

**In 1994:** Listed as third-team outside linebacker for the '94 season...appeared in every game (11) on special teams in '94 when he was a running back...had three tackles on special teams...carried the ball once for a three yard gain against South Carolina on November 19 as a tailback...moved to outside linebacker in the second week of Spring practice in 1995...played OLB in the Spring Game and had three unassisted tackles...had four tackles, a sack and a caused fumble in one of the spring scrimmages.

**In 1993:** Reserve tailback who saw action in 11 games in 1993, mainly on special teams...saw action from scrimmage in three Clemson wins...in for a season-high 33 snaps versus ETSU, he carried the ball four times for a gain of 14 yards in that contest...scored his first career touchdown in the Maryland victory...also saw action from scrimmage in the season opener with UNLV...carried the ball 22 times for a gain of 97 yards in one spring scrimmage of 1994.

**In 1992:** Red-shirted the 1992 season at tailback...the Tigers' fifth-leading rusher during 1993 spring workouts, he gained 125 yards on 23 carries in spring scrimmages, mainly from the tailback slot...leading rusher in the annual Orange and White spring game, he gained 76 yards on 14 rushes and caught two passes for 18 yards, giving him 94 all-purpose yards.

**In High School:** A high school All-American according to BlueChip, Max Emfinger, Tom Lemming, and SuperPrep...rated the second-best athlete in America and the number-one player in Virginia by SuperPrep...first-team All-Virginia Beach...ranked as the 15th-best runningback in the nation by Max Emfinger...a first-team All-Tidewater selection...rushed for 1,214 yards and 20 touchdowns as a senior at Kempsville High School where he played for Coach Red Stickney...averaged 6.3 yards per carry and passed for 211 yards...had 3,756 rushing yards and 42 touchdowns in his three


seasons at Kempsville...second-leading rusher in Virginia Beach history, he broke the records of former Penn State star running back D.J. Dozier...played in the East-West All-Star game...rushed for 950 yards as a junior and over 1,650 as a sophomore...majoring in marketing...born 9-6-73.

**In the Strength Training Room:** Leads the '95 outside linebackers in chin-ups after hitting 40 during winter conditioning...ran 4.60 in the 40 yard-dash during pro-timing day on April 5, 1995.

## DeSUE CAREER STATS

Year	GP-GS	Plays	Att	Yds	TD	LG	Rec-Yds
1993	11-0	49	8	19	1	11	1-5
1994	11-0	4	1	3	0	3	0-0
Totals	22-0	53	9	22	1	11	1-5

# #32



**Kelton Dunnican**  
ILB...5-11...210...Sr.  
Sumter, SC  
NE Oklahoma JC

**Dunnican Fact:** Second among all Clemson defenders in tackles in the 1995 Spring Scrimmages.

**Fall 1995 Depth Chart Position:** Reserve inside linebacker  
**Years Lettered:** 1994

**In 1994:** Appeared in all 11 games in 1994 and tallied 10 tackles for the year, all on special teams...that special teams total was second best by the Tigers last year...worked as a fullback during the season, but never carried the ball...four of his tackles were solo stops...had three special team tackles during the North Carolina game, his high total for the year and tied for the most by a Clemson player in a game last year...second among all Tigers in tackles in spring of 1995 scrimmages with 27, including six in the Spring Game...had 10 tackles in his first Clemson scrimmage at inside linebacker on March 5...Transferred to Clemson from Northeast Oklahoma Junior College, he was enrolled in school for the spring semester...did not participate in spring drills of 1994, as he was still rehabilitating after an injury.

**In High School & JUCO:** Ranked as the 11th-best fullback in the nation by Max Emfinger...ran for over 400 yards as a freshman at NE Oklahoma, he was injured most of his sophomore season...in high school, was an all-state, all-conference and all-area performer in 1990 and 1991...named Player-of-the-Week several times, including after the state championship game against Spartanburg in 1991...competed in the North-South All-Star game in 1991...three-time letterwinner in football...played for Tom Lewis at Sumter High School...majoring in industrial education...born 11-24-73.

**In the Strength Training Room:** Lifted a total of 1,434 pounds in '95 winter conditioning, the highest amount of any inside linebacker...had the best 40 yard run for his position when he posted a time of 4.51 on his first run for the pro scouts.



# #85



**Wesley Ellis**  
TE...6-4...240...\*Fr.  
Pemberton, NJ  
Pemberton Township


**Ellis Fact:** Ranked as the 14th best football player in New Jersey by SuperPrep coming out of high school.

**Fall 1995 Depth Chart Position:** Second-team tight end

**In 1994:** Red-shirted his freshman year with the Tigers...expected to see significant action as the backup tight end to Lamont Hall...has the size and blocking ability to be a significant contributor for the Tigers this season.

**In High School:** A 1994 SuperPrep All-Northeast Team...member of the All-East team by Prep Football Report...all-conference in high school...named most improved player for each of the last three seasons...second-team Liberty Division All-Star tight end...coached by William McDowell...majoring in marketing...born 8-22-76.

# #16



**Leomont Evans**  
OLB...6-1...200...Sr.  
Abbeville, SC  
Abbeville HS

**Evans Fact:** Had 10 tackles in the 1993 Peach Bowl win over Kentucky, less than a month after undergoing arthroscopic knee surgery.

**Fall 1995 Depth Chart Position:** First-team outside linebacker

**Best All-Around Game:** Had 10 tackles, including nine first hits, while in for 58 plays vs. UNC in 1993; also had 10 stops in 54 plays vs. Kentucky and broke up a Wildcat pass

**Career Bests:** Tackles - 10 vs. UNC, Kentucky '93; PBUs - 2 vs. ETSU, '93

**Bowl Experience:** In for 54 plays as a starter in the '93 Peach Bowl win over Kentucky, he had 10 tackles, including eight first hits and broke up a pass.

**Years as a Starter:** 1993

**Years Lettered:** 1992, 1993, 1994

**In 1994:** Played just 163 snaps in 1994 due to a problem with recurring migraine headaches...headache problem first started 20 minutes into a practice on August 26...the problem allowed Evans to play just five games and 163 snaps after having played 651 snaps in 1993 when he started every game...moved to outside linebacker in the Spring of 1995, he had been a free safety his first three years at Clemson...participated in five games in 1994, posting five solo stops and three assists...had the most action of his season against Georgia when he posted five tackles and was in for 46 plays...played in the season opener against Furman, then missed the N.C. State and Virginia games...played in the next four, then sat out the last four games when he dropped to nine hours due to his medical problems...healthy in the Spring and had five tackles, including one for loss in the Orange-White Game...had 11 total tackles in the four scrimmages...hopes to do well at outside linebacker, an adjustment he made well in the Spring because of his ability to read coverages and make adjustments on the perimeter.

**In 1993:** Another of the Tigers' talented defensive backs, he started every game of the '93 season at the free safety slot...tallied 70 stops for the season to rank seventh on the team...third among 1993 Tigers in passes broken up with six...posted his best performance of the season at North Carolina, when he had 10 tackles, nine of which were first hits or solo stops...also had 10 stops in the Peach Bowl win over Kentucky, eight of those tackles were solos or first hits...that performance was even more impressive considering he underwent arthroscopic knee surgery after the regular season finale with South Carolina...injured the knee early in that Clemson win in Columbia, he still had six stops in his 36 snaps...in for a season-high 73 snaps versus Maryland, when he had six tackles, he had five or more stops in eight games last season...had eight tackles in his first collegiate start versus UNLV in September of 1993...had his only interception of the season against Virginia.

**In 1992:** Gained experience on the Tiger special teams in 1992, he saw action in nine games on special teams...had four tackles for the season, he had a pair of special teams stops versus Wake Forest.

**In High School:** A SuperPrep and Max Emfinger All-American, he was an honorable mention choice of USA Today...ranked as the 10th best free safety in the nation by Max Emfinger...an all-state selection according to many state newspapers, he was an Anderson Independent all-area choice on offense and defense...voted the Offensive Player-of-the-Year in the Skyline Conference...Sports Report ranked him sixth out of the top 100 prospects in America...had 15 interceptions for Abbeville High School during his last two years, he played for Coach Dennis Botts...also a threat in the backfield as he had 1,737 yards in 216 rushing attempts for an 8.0 yards per carry average...scored 25 touchdowns and 11 two-point conversions during his senior year...also kicked 10 extra points...led the team in scoring with 182 points...chosen to the North-South All-Star team and was the leading rusher in that game...named the MVP of Abbeville High School's football and basketball teams...averaged 16 points and nine rebounds per game on the hard court...the starting left fielder for his prep baseball team that advanced to the district playoffs...ranked second on the team in hitting with a .400 batting average...majoring in psychology...born 7-12-74.

**In the Strength Training Room:** Boasted the best vertical jump mark of outside linebackers in '95 when he jumped 33".

#### 1993 EVANS GAME-BY-GAME STATS

Date	Opponent	PL	Ht	Ast	Tot	PBU	CF-RF	Int-Yds
9/4	*UNLV	65	6	2	8			
9/11	*at Fla. State	55	1	4	5		0-1	
9/25	*Ga. Tech	68	3	2	5	1		
10/2	*N.C. State	65	4	0	4	1		
10/9	*at Duke	16	1	1	2			
10/16	*Wake Forest	60	5	3	8	1		
10/23	*ETSU	40	0	2	2	2		
10/30	*Maryland	73	5	1	6			
11/6	*at N. Carolina	58	9	1	10			
11/13	*Virginia	61	3	1	4			1-0
11/20	*at S. Carolina	36	5	1	6			
12/31	*\$Kentucky	54	8	2	10	1		
Totals		651	50	20	70	6	0-1	1-0


\$ - at Peach Bowl

#### Evans Career Stats

Year	GP-GS	Plays	Hit	Ast	Tot	PBU	Int-Yds	CF-RF
1992	9-0	—	2	2	4	0	0-0	0-0
1993	12-12	651	50	20	70	6	1-0	0-1
1994	5-0	163	5	3	8	0	0-0	0-0
Total	26-12	814	57	25	82	6	1-0	0-1



# #43



**Andy Ford**  
CB...5-11...180...Jr.  
Sumter, SC  
Sumter HS


**Andy Ford Fact:** Has preserved a Clemson shutout of Maryland with key plays in the fourth quarter each of the last two years.

**Fall 1995 Depth Chart Position:** Second-team cornerback

**Bowl Experience:** In for 13 snaps as a backup cornerback in the '93 Peach Bowl

**Years Lettered:** 1993, 1994

**In 1994:** Started first three games of the season at cornerback opposite his twin brother Peter....returns to same position this year giving Clemson a lot of experience in the secondary...tallied eight stops for the season with a high of two in 18 plays at Georgia...had one broke up a pass for the season, it came against Maryland last season, and the PBU saved Clemson's shutout of the normally high scoring Terps...it was the second straight year he has saved a shutout against Maryland, he did it via a tackle in 1993 win over Terps...was in for 47 plays during the N.C. State game, his most action of the season...joins Peter Ford as first twin brother combination in Clemson football history...played in the secondary in 10 of the 11 games last year, the Virginia game was the only contest in which he failed to see action in the secondary,



Andy Ford - CB

but he was on special teams...averaged 40 plays per game the first two contests of the season, then 14 plays per game the rest of the season...had a good spring of 1995 with 13 tackles in the fourth scrimmage, including three tackles in the 1995 Spring Game.

**In 1993:** Speedy cornerback who gained experience on special teams early in the season and saw increasing action from scrimmage as the season progressed ...in for 68 snaps for the season, includ-

ing a high of 25 plays versus ETSU...played at cornerback opposite his twin brother Peter for about 15...had a touchdown-saving tackle in the fourth period that preserved the shutout against Maryland...all four of his tackles in 1993 were first hits or solo stops.

**In High School:** Ranked as the 21st-best player in South Carolina by Max Emfinger's January 15th issue...a three-year


starter for Tom Lewis at Sumter High School, playing in the same backfield as his twin brother Peter...played in three state championship games...selected to play in the North-South All-Star game...earned all-state honors from the Associated Press and **The State** newspaper...an all-region and all-area performer...named to the WBTW (Florence, SC) all-star team...in 1992, had 53 tackles, including 40 solo stops despite missing four games with an ankle injury...also intercepted three passes, caused a pair of fumbles and recovered two other fumbles...majoring in management...born 2-3-75.

**In the Strength Training Room:** Lifted 1210 total pounds during the winter conditioning period of '95...did 65 sit-ups in 60 seconds, the most he's ever done...ran the 40 yard dash in 4.54, the same time as twin brother Peter.

#### ANDY FORD CAREER TOTALS

Year	GP-GS	Plays	Hit	Ast	Tot	TL-Yds	PBU
1993	7-0	68	4	0	4	0-0	0
1994	11-3	220	6	2	8	0-0	1
Totals	18-3	298	10	2	12	0-0	1

# #29



**Peter Ford**  
CB...5-11...180...Jr.  
Sumter, SC  
Sumter HS

**Peter Ford Fact:** Only cornerback in Clemson history to register two tackles for loss in a single game.

**Fall 1995 Depth Chart Position:** Second-team cornerback

**Best All-Around Game:** Had six stops, including two tackles for loss and a sack, while in for 42 plays vs. Wake Forest in 1993.

**Bowl Experience:** In for 53 snaps as a starting cornerback versus Kentucky in the '93 Peach Bowl, he had five tackles.

**Years as a Starter:** 1993

**Years Lettered:** 1993, 1994

**In 1994:** All-ACC Honorable Mention in 1994 even though he played in just six games and was not considered a starter for the course of the year...started five of six games he played in...hampered in the middle of the season by a foot injury that kept him out of five games...saw four plays of action in the secondary against South Carolina, but that was his only action over the last six games of the season...ranked 10th in the nation in interceptions on October 8...finished the season third on the team and tied for sixth in the ACC with three interceptions for 41 yards...had his three interceptions in just six games so he averaged 0.5 per game...had an interception against Furman, one at Virginia and one against Maryland...he had a career best 41-yard return on the theft against the Terps...had his best game against the Cavaliers when he posted four solo stops, broke up a pass, and recovered a fumble...in for the most plays of his season against N.C. State when he saw action on 75 plays...had four tackles each against N.C. State, Virginia and Maryland...twin brother Andy plays same position for the Tigers and they are the only twin brother combination in Clemson football history...has five career interceptions, tied for the second most among active Tigers with Brian Dawkins...started the last six games of 1993 and the first five of 1994, giving him a streak of 11 straight starts over two seasons, but he is considered a starter for just 1993...Dexter McCleon started one more game than Ford in 1994, so he is considered starter for 1994...although not considered a returning starter, Ford has 667 career plays of experience...played well last spring with 20 tackles in the four scrimmages, including nine stops in the March 5 scrimmage...had five tackles and an interception in the



'95 Spring Game.

**In 1993:** Starting cornerback for the last six games of the season after not playing in three of the first four games of 1993...played in only 22 plays from scrimmage (not counting special teams plays) in the first five games of the season, he was called into action in the first half of the Wake Forest game when starter Dexter McCleon went down with an ankle injury...in for 42 snaps in that contest, he had six tackles, including two tackles for loss and a one yard sack...became the first cornerback in Clemson history to register two tackles for loss in a game, never mind it being his first game...that tackle total was his best of the season...named the Exxon Tiger-of-the-Game for his performance against the Demon Deacons...earned the starting nod at corner for the rest of the season, as McCleon moved over to offense...had two interceptions for the season, his pickoff at South Carolina set up the score that brought the Tigers from behind to tie the game...his theft versus ETSU also set up a Tiger score...had five stops in the Peach Bowl win over Kentucky, while in for 53 snaps...in for more snaps than any other true freshman Tiger in 1993, a total of 398.

**In High School:** Ranked as the 22nd-best player in the state by Max Emfinger in his January 15th issue...a three-year starter along with his brother Andy for Tom Lewis at Sumter High School...played in three state championship games...played in the 1992 Shrine Bowl...named to the **Greenville News** all-state squad...also an all-area and all-region performer...a member of the the WBTW (Florence, SC) all-star team...had 75 tackles in 1992, 59 were solo stops...also returned punts for Sumter, he had 15 returns for 132 yards...also had four receptions as a wide receiver for a gain of 88 yards and two touchdowns...majoring in management...born 2-3-75.

**In the Strength Training Room:** Did 68 sit-ups in 60 seconds during the winter conditioning period of '95, the most of his career during conditioning...ran the 40 yard dash in 4.54, the same time as twin brother Andy...had a 32.5" vertical jump, one of the best marks on the '94 squad...ranked eighth among '94 Tigers in the standing broad jump at 123"...has one of the top power clean marks among players at his position at 290 pounds.

**In the Classroom:** Not only did a fine job on the playing field during his first year at Clemson, he also posted some fine academic stats...earned a 3.15 grade point average in his management major for both semesters in 1993-94.

#### 1993 PETER FORD GAME-BY-GAME STATS

Date	Opponent	PL	Ht	Ast	Tot	TI-Yd	Sk-Yd	PBU	Int-Yd
9/4	UNLV								
9/11	at Fla. State	9	1	0	1				
9/25	Ga. Tech								
10/2	N.C. State								
10/9	at Duke	13	0	0	0				
10/16	Wake Forest	42	4	2	6	2-2	1-1		
10/23	*ETSU	54	2	2	4			2	1-0
10/30	*Maryland	69	2	2	4				
11/6	*at N. Carolina	45	2	0	2			1	
11/13	*Virginia	61	0	0	0				
11/20	*at S. Carolina	52	2	2	4				1-7
12/31	*\$Kentucky	53	3	2	5				
Totals		398	16	10	26	2-2	1-1	3	2-7

\$ - at Peach Bowl

#### 1994 PETER FORD GAME-BY-GAME STATS

Date	Opponent	Play	Hit	Ast	Tot	Int-Yd	PBU
9/3	*Furman	43	0	0	0	1-0	
9/12	*NC State	75	4	0	4		
9/17	*at Virginia	72	4	0	4	1-0	1
10/1	*Maryland	49	3	1	4	1-41	
10/8	*at Georgia	26	1	1	2		
10/15	at Duke	INJ					
10/22	at Florida State	INJ					
10/29	Wake Forest	INJ					
11/5	at North Carolina	INJ					
11/12	Georgia Tech	INJ					
11/19	South Carolina	4					
Totals		269	12	2	14	3-41	1

\*Recovered Fumble against Virginia

#### Peter Ford Career Totals

Year	GP-GS	PL	Hit	Ast	Tot	TL-Yd	Sk	PBU	Int-Yd	CF-RF
1993	9-6	398	16	10	26	2-2	1-1	3	2-7	0-0
1994	6-5	269	12	2	14	0-0	0-0	1	3-41	0-1
Totals	15-11	667	28	12	40	2-2	1-1	4	5-48	0-1

# #90



**Warren Forney**  
DE...6-3...275...\*Gr.  
Rutherfordton, NC  
RS Central HS

**Forney Fact:** 1994 Recipient of the Algernon Sydney-Sullivan Award, one of the top student honors given by Clemson University.

**Fall 1995 Depth Chart Position:** Second-team defensive tackle

**Best All-Around Game:** Had 11 tackles, including a five-yard sack, and two quarterback pressures versus South Carolina in 1992 while in for 62 plays. Also had 11 stops, including a six-yard sack and one quarterback pressure in 61 plays of action in the win at Virginia that year.

**Career Bests:** Tackles - 11 vs. Virginia, '92, South Carolina '92; TFL - 2 vs. UTC, '92; Sacks - 1.5 vs. Duke, '92

**Bowl Experience:** Had two tackles in 28 plays of action as a reserve in the 1992 Citrus Bowl contest with California.

**Years as a Starter:** 1992

**Years Lettered:** 1991, 1992, 1994

**In 1994:** Clemson graduate student who has been plagued by injury the last couple of seasons...first-team Academic All-ACC two of the last three years...missed most of the 1993 season with a knee injury that required reconstructive surgery...also had an elbow problem that limited his service last year and required surgery...reserve defensive end who averaged 26 plays per game in 1994, he started three of the 10 games he played in...missed only the game at Virginia due to a hyper-extended elbow, an injury he suffered in the N.C. State game...finished the season 13th on the team in tackles with 29...16 of those 29 total tackles were solo stops...had season high five tackles against Furman, Duke, and Florida State...posted a sack for a seven-yard loss on Florida State's Danny Kannell, his play against the Seminoles was one reason Florida State had a season low 17 points against the Tigers...had at least two tackles in each of the last six games...had 19 of his 28 tackles over the last six games of the season...had three tackles, including a sack in the Spring Game and had 13 total tackles in the four spring scrimmages.

**University Honors:** One of the most recognized student-athletes at Clemson, he was named the recipient of the Algernon Sydney Sullivan Award, one of the university's most prestigious honors, in April of '94...the award honors "possession of such characteristics of heart, mind and conduct as evince a spirit of love and helpfulness to other men and women"...an active member of Clemson's Speaker's Bureau, he is also a university resource educator and a peer health educator...received a Black Students of Promise Award last year as well...gave the invocation at Clemson's May 1994 Commencement Ceremonies...earned his undergraduate degree in just 3 1/2 years, he has been a graduate student since December of 1994...also received an award as one of the top students in the industrial education department in the Spring of 1995...subject of one of the ACC Operation Outreach commercials that is shown on the ACC TV network.

**In 1993:** Starting defensive tackle in 1992 who earned a medical red-shirt in 1993 after suffering a knee injury...had surgery to



repair cartilage damage during the summer of 1993 and was in for 35 snaps in the season opener versus UNLV...re-injured the knee the next week at Florida State and had reconstructive surgery on September 12...did not appear in a game the rest of the season.

**In 1992:** Third leading tackler for the 1992 Tigers, he and Brentson Buckner, now with the Pittsburgh Steelers, provided a great one-two punch on the defensive line...hard worker off the field, he was voted the Lifter-of-the-Year by his teammates for his efforts in the Tiger strength training room...did an outstanding job for the Tigers in his first year as a starter, he was in for more snaps (567) than any other down lineman...third-leading tackler on the 1992 Clemson squad that ranked 13th in the nation in rushing defense, his nine tackles for loss and 4.5 sacks ranked fourth on the team...had two 11-tackle games in 1992, he tied for the team-lead in tackles in the win at Virginia with 11 stops in 61 plays...also had 11 stops versus South Carolina, including a five-yard sack...had no tackles for loss in the first four games, then had at least one in five of the last seven...registered two quarterback pressures versus the Gamecocks and won the ROTC Take-No-Prisoners Award...had seven or more tackles in eight games in 1992, he averaged a tackle every 6.89 plays to rank fifth on the team in plays per tackle...ranked second on the team in quarterback pressures with 14...had a pair of tackles for loss in the wins over UTC and Duke...averaged just over nine tackles in games versus ACC opponents...recovered a fumble versus Georgia Tech.

**In 1991:** Promising reserve defensive tackle who ranked third among true freshmen in terms of playing time, he was in for 82 snaps for the 1991 season...had his best game of the season in his first collegiate appearance with three tackles in only nine plays in the season opener with Appalachian State, one of those tackles was a four-yard sack...one of only a handful of Clemson players to record a sack in his first varsity game...in for 13 plays the next week versus Temple, he registered a tackle and a quarterback pressure in that contest...did not see action in the next four games, but was in for 60 plays over the last five games, including a high

of 28 plays in the season finale with California...registered two tackles in that contest...caused a fumble in the ACC title-clinching win over Maryland...played in seven games and had eight stops for the season.

**In High School:** Signed with Clemson in February of 1990 but attended Fork Union Prep School...had an outstanding Shrine Bowl in 1989...played on both sides of the ball as a senior in high school...Max Emfinger rated him in the top 25 in the nation at his position...a **SuperPrep** magazine All-Midatlantic selection in 1990...has a brother, Phil, who played at E. Tennessee State...Warren played on the defensive line at Fork Union in 1990, he was a teammate of former Tiger LB Mike Barber...all-state by **Charlotte Observer** as a senior in high school, he was a two-time all-conference choice...that publication called him one of the top five players in the state that year...his brother, Stan, lettered for the University of Houston in 1988 and 1989, he was a linebacker for the Cougars...attended RS Central High School where he played for Coach Jack Huss...majoring in industrial education...born 5-25-72.

**In the Strength Training Room:** Voted the Lifter-of-the-Year for the 1992 season...increased his bench press by 65 pounds in his first two seasons at Clemson.

**In the Classroom:** A member of the 1992 and 1994 Academic All-ACC squads, he graduated with over a 3.0 GPA in December of 1994...member of the 1994-95 Clemson academic honor roll with a 3.33 GPA...a member of the Dean's List for his first semester of graduate school.

#### Quotes on Warren Forney

"It's inspirational to see somebody who's been through so much just keep on persisting, keep on working through the pain." Clemson defensive lineman Marvin Cross

"He's like the dad of the team. Everybody feels good about having him out there. Everybody looks up to him." Clemson defensive lineman Carlos Curry.

FORNEY 1991 GAME BY GAME									
Date	Opponent	PL	Hit	Ast	Tot	TL-Yds	Sacks	QP	CF-RF
9/7	Appalachian St.	9	2	1	3	1-4	1-4		
9/21	Temple	13	1	0	1			1	
9/28	Georgia Tech					Did Not Play			
10/5	at Georgia					Did Not Play			
10/12	Virginia					Did Not Play			
10/26	N.C. State					Did Not Play			
11/2	Wake Forest	4	0	0	0				
11/9	at North Carolina	13	0	0	0				
11/16	Maryland	12	1	1	2				0-1
11/23	at South Carolina	3	0	0	0				
11/30	#Duke					Did Not Play			
1/1	\$California	28	1	1	2				
Totals		82	5	3	8	1-4	1-4	1	0-1
# at Tokyo, Japan; \$ - Citrus Bowl									

FORNEY 1992 GAME-BY-GAME STATS									
Date	Opponent	PL	Hit	Ast	Tot	TL-Yds	Sacks	QP	CF-RF
9/5	*Ball State	54	2	2	4			2	
9/12	*Florida St.	49	3	6	9				
9/26	*at Ga Tech	56	1	7	8			1	1-0
10/3	*UTC	25	4	1	5	2-3			
10/10	*at Virginia	61	5	6	11	1-6	0.5-6	1	
10/17	*Duke	52	2	6	8	2-10	1-9	2	
10/24	*at N.C. St.	64	3	3	6	1-3	1-3	2	
10/31	*at W. Forest	49	3	4	7	1-3		2	
11/7	*N. Carolina	34	3	4	7	1-5	1-5	1	
11/14	*at Maryland	61	3	4	7			1	
11/21	*S. Carolina	62	6	5	11	1-5	1-5	2	
Totals		567	35	48	83	9-35	4.5-28	14	1-0



Warren Forney - DE




# 1994 FORNEY GAME-BY-GAME STATS

Date	Game	PI	Hit	Ast	Tot	TL-Yds	Sack-Yd	PBU
9/3	*Furman	31	3	2	5	1-5	.5-4	
9/10	NC State	22	2	1	3			
9/17	at Virginia	INJ						
10/1	Maryland	19	0	2	2			
10/8	at Georgia	22	0	0	0			
10/15	*at Duke	27	3	2	5	1-1		
10/22	*at Florida State	31	3	2	5	1-7	1-7	
10/29	Wake Forest	24	1	1	2			
11/5	at North Carolina	30	1	1	2			1
11/12	Georgia Tech	24	1	1	2			
11/19	South Carolina	28	2	1	3			
Totals		258	16	13	29	3-13	1.5-11	1

## Forney Career Stats

Year	GP-GS	PL	Hit	Ast	Tot	TL-Yds	Sack	CF-RF	QP
1991	7-0	82	5	3	8	1-4	1-4	1-1	0
1992	11-11	567	35	48	83	9-35	4.5-28	1-0	14
1993	2-0	43	1	1	2	0-0	0-0	0-0	2
1994	10-3	258	16	13	29	3-13	1.5-11	0-0	4
Totals	30-14	950	57	65	122	13-52	7-43	2-1	20

# #15



**Nealon Greene**  
QB...5-11...190...So.  
Yonkers, NY  
Lincoln HS

**Greene Fact:** Had just one interception in 94 attempts last season, the best interception avoidance mark in Clemson history for the course of a season.

**Fall 1995 Depth Chart Position:** First-team quarterback

**Best All-Around Game:** Completed 9-12 passes for 104 yards in the win over the 12th-ranked Tar Heels of North Carolina

**Years Lettered:** 1994

**Years Started:** 1994

**In 1994:** Clemson's starting quarterback heading into 1995, he started Clemson's last three games and five of the last six of 1994...completed 54.3 percent of his passes as a first-year freshman, second best among first year freshmen and 10th best for a single season in Clemson history... set a Clemson record for consecutive passes without an interception at the start of a career when he threw his first 90 passes of 1994 without an interception...streak was broken in the South Carolina game at the end of the season...Greene handed the ball well all year, the Clemson offense went 317 consecutive plays without a turnover with Greene at the controls prior to the South Carolina interception...just the second first-year freshman to start at quarterback for the Tigers in the last 19 seasons, teammate Patrick Sapp was the other (1992)...probably had his best game of the season in win over North Carolina, he hit 9-12 passes for 104 yards...also named ACC Rookie-of-the-Week for his performance against the Georgia Bulldogs when he connected on 13 of 19 passes for 102 yards and a touchdown...that was Greene's first start and it was quite a performance for the first-year freshman in front of over 86,000 hostile fans...he played before an average crowd of 250 in high school...became just the sixth quarterback in Clemson history to throw a touchdown pass in his first game... his completion total and percentage rank as the best in Clemson history for a quarterback's debut...he had a quarterback rating of

1995 Clemson Football

131 for the Georgia contest...completed 16 of 30 passes at Duke in his first career start for 172 yards, he also posted 32 yards rushing at Duke for a 200-yard total offense game...named the JP/Burger Kling Player-of-the-Game at Duke...Exxon Tiger-of-the-Game for his performance at Duke...suffered a mild shoulder separation of his throwing shoulder in the first half of the Florida State game which caused him limited action in that game and the win over Wake Forest...Exxon Tiger-of-the-Game for his performance versus Georgia Tech when he rushed for 111 yards in 19 carries and scored a pair of touchdowns...missed the second half of the South Carolina game due to a shoulder injury, Clemson trailed just 14-7 when he went out... recruited to Clemson by Rich Bisaccia, current Clemson running backs coach, who is from Yonkers, NY, the same hometown as Greene...Bisaccia originally recruited Greene to go to South Carolina, as that is where Bisaccia was coaching at the beginning of Greene's senior year of high school football... had an outstanding Spring of 1995, he was 11-19 for 207 yards and three touch-



Nealon Greene - QB

downs for the Orange team in the 1995 Spring Game...he was 50-74 for 620 yards in the other three major scrimmages of the spring...he was 23-31 for 374 yards in the March 29th scrimmage, including 12 of his last 13 for 176 yards...will appear in the September issue of **Reader's Digest**.

**In High School:** Rated the number-three quarterback in the eastern region of the United States by **Bluechip Illustrated**...as a senior, he passed for 1,050 yards with 13 TDs...led Lincoln High School to its first bowl game victory in history...played his high school football for Anthony Fiorelli, who was a New York truck driver by day and football coach by night...he also rushed for 906 yards and scored 10 TDs...member of the 1994 **SuperPrep** All-Northeast team...the number-10 option quarterback in the nation by **Tom Lemming's Prep Football Report**...rated third-best player in New York by **SuperPrep**...member of the All-East team by **Prep Football Report**...majoring in secondary education...born 3-13-76.

**In the Strength Training Room:** Lifted a total of 1033 pounds, a 62 pound improvement over his first measurement...did 82 sit-ups in 60 seconds, a 16 sit-up improvement.



## Quotes on Nealon Greene

"Greene did a great job of scrambling, we just couldn't seem to tackle him. He is a good athlete, a good runner and passer. He's just a good all-around quarterback." Georgia Tech linebacker Jamal Cox

### 1994 GREENE GAME-BY-GAME STATS

Date	Opponent	Tot. Offense Cm-Att-Yds-I-TD-Pct.	Rushing Att-Yds-TD	PI-Yd
9/3	Furman	DNP		
9/10	N.C. State	DNP		
9/17	at Virginia	DNP		
10/1	Maryland	DNP		
10/8	at Georgia	13-19-102-0-1 .684	8-20-0	27-122
10/15	*at Duke	16-30-172-0-0 .533	15-32-0	45-204
10/22	*at Florida St.	2-9-13-0-0 .222	3-(-4)-0	12-9
10/29	Wake Forest	INJ		
11/5	*at No. Carolina	9-12-104-0-0 .750	8-4-0	20-108
11/12	*at Ga Tech	7-13-81-0-0 .538	19-111-2	32-192
11/19	*at So. Carolina	4-11-52-1-0 .364	5-9-0	16-61
Totals		51-94-524-1-1 .543	58-172-2	152-696


### Greene Career Stats

Passing								
Year	GP-GS	Cm-Att	I	Yds	TD	PCT.	Eff	LG
1994	6-5	51-94	1	524	1	.543	102.4	42

Rushing								
Year	Att	Yds	Avg.	TD	LG	PL	Off.	Yd/G
1994	58	172	3.0	2	25	152	696	116.0

# #21



**Henry Guess**  
WR...6-2...208...\*Sr.  
Cordova, SC  
Edisto HS

**Guess Fact:** One of just two three-year lettermen among wide receivers on the Clemson team.

**Fall 1995 Depth Chart Position:** Third-team split end

**Years Lettered:** 1992, 1993, 1994

**In 1994:** Had one start in the '94 season, he started the Virginia game as one of three wide receivers...had six receptions on the year for 51 yards to rank fifth on the team in total catches...long reception was for 13 yards; catch came against the top-ranked Florida State Seminoles...that became his best game of the season with two catches for 22 yards...had his first career catch against N.C. State, it was a nine-yarder...had one catch apiece against Wake Forest, North Carolina and Georgia Tech...in for a total of 277 snaps on the year, triple the amount of playing time he had in his first two years combined...had one catch for 29 yards in the 1995 Spring Game and three catches for 56 yards in the four scrimmages combined...has the size and the experience to be a solid contributor to Clemson's deep receiving corps this year.

**In 1993:** Reserve wide receiver in the 1992 and 1993 seasons whose hard work in 1994 spring workouts put him in contention for playing time...played in seven games on Clemson's 1993 Peach Bowl team, his high play total was 11 versus N.C. State...caught a 37 yard touchdown pass in the Orange and White Spring Game, that was the only touchdown reception of the contest.

**In 1992:** Gained valuable experience during his red-shirt freshman season, he played in eight games and was in for 58 snaps...did not catch a pass in 1992, he was never the intended target...sat out most of 1993 spring workouts with a shoulder

injury, he did have an impressive showing in the '93 spring game, where he caught two passes for 61 yards...gained experience with the Tiger scout team in 1991, he red-shirted the season at wide receiver...


**In High School:** A **SuperPrep** All-American who was ranked as the nation's 10th best wide receiver in the preseason by that publication...finished his senior season with 26 receptions for 655 yards and five TDs...**SuperPrep** also ranked him 56th among all players in the Midatlantic region...the second-highest rated receiver in the Atlantic Coast region according to Max Emfinger...finished fifth in the state in the 200 meters as a senior...one of the top 50 recruits in the ACC region in 1991 according to **Lindy's**...Joe Terranova rated him a three-star on a scale of four...competed in the AAU track program...suffered a broken arm twice in his senior season and that held down his receiving stats...coached by John Weathers at Edisto High School where he also played basketball...majoring in industrial education...born 11-28-72.

**In the Strength Training Room:** Shows his athletic ability in the Tiger weight room, his 139.5" standing broad jump is a Tiger record.

### Guess Career Stats

Year	GP-GS	Plays	Rec	Yds	Avg.	TD	Lg
1992	8-0	58	0	0	0.0	0	0
1993	7-0	39	0	0	0.0	0	0
1994	11-1	277	6	51	8.5	0	13
Totals	26-1	374	6	51	8.5	0	13

# #82



**Lamont Hall**  
TE...6-4...250...\*So.  
Clover, SC  
Clover HS

**Hall Fact:** Clemson's leader in special teams tackles in 1994 with 13.

**Fall 1995 Depth Chart Position:** Starting tight end

**Years Lettered:** 1994

**In 1994:** Slated to be Clemson's starting tight end in 1995 after lettering as a red-shirt freshman...has the blocking ability and the size to be a solid tight end for the next three seasons...saw the most action on special teams last season where he compiled 13 tackles, first on the Clemson team...many of his tackles were in punt coverage...appeared in all 11 games on special teams and at the tight end position...in for 106 plays for the season, third among Clemson players, as the Tigers rotated three tight ends most of last year...split time with Ed Glenn (173 plays) and Stephon Wynn (151 plays)...had most successful game when the Tigers took on the Seminoles and he posted four tackles, three of which were solo stops...did not have a reception last year, he was a solid blocker with fine performances in Clemson's wins over North Carolina and Georgia Tech...also had four tackles against the Yellow Jackets, two of which were solo stops...had one catch for 13 yards in the 1995 Spring scrimmages.

**In 1993:** Talented young tight end who showed great progress in '94 spring drills after red-shirting the '93 season...the only player to catch a pass for White team in the '94 Orange and White game, he had two for 10 yards.


**In High School:** The 28th-best player in South Carolina according to **SuperPrep**...rated as the seventh-best tight end prospect in the nation by Max Emfinger...an all-conference and all-region performer at tight end in 1992...had 15 receptions for 219 yards



and a touchdown...also played on the defensive side of the ball, where he posted 80 solo tackles, 47 assists and recovered two fumbles for Coach Butch Windell...named to the **Rock Hill Herald's** All-Area team...the leading scorer and rebounder on his Clover High School basketball team that was ranked fourth in the state...as a junior, averaged 19 points and 11 rebounds per game...school's career scoring leader in basketball, he broke the 20-year record formerly held by current Clemson associate AD and ticket manager Van Hilderbrand...a 3A all-state performer in basketball...named the Student Athlete-of-the-Week by Kanahwa Insurance...majoring in secondary education...born 11-16-74.

**In the Strength Training Room:** Has improved all of his strength stats in his first year at Clemson, he has improved his total pounds lifted by 130 pounds.

**#26**



**Ed Hausgen**  
ILB...5-8...200...Sr.  
Cincinnati, OH  
Madeira HS

**Hausgen Fact:** One of two active senior walk-ons who have earned three letters heading into 1995.

**Fall 1995 Depth Chart Position:** Reserve inside linebacker

**Bowl Experience:** Had two special teams tackles in the '93 Peach Bowl before injuring his knee in the second half.

**Years Lettered:** 1992, 1993, 1994

**In 1994:** Participated in all 11 games during the '94 season...responsibility is mainly on special teams...had two tackles on special teams in 1994...garnered two tackles at the linebacker position during the season...had one tackle each against N.C. State and Florida State...has 21 career special teams tackles, second among active Tigers behind Brian Dawkins.

**In 1993:** Played in 11 games in 1993, he was injured and did not play versus South Carolina, the only game of his first two seasons that he has missed...had two special teams tackles in the Peach Bowl before injuring a knee which kept him sidelined for '94 spring workouts...had 10 special teams tackles for the season, that total tied for second on the team.

**In 1992:** Walked on as a running back in the fall of 1992 and played in every contest of the season, mostly on special teams...carried the ball once for a gain of one yard in the win over UTC and recovered a fumble in the victory over Virginia...that recovery was a key to Clemson's come-from-behind 29-28 victory...had nine special teams tackles for the season...one of two first-year freshmen walk-ons to letter in 1992...moved to cornerback from running back in the spring of 1993 and to inside linebacker in 1994.


**In High School:** Played at both running back and linebacker positions at Madeira HS under coach Hank Ohnmeis...set seven Madeira HS career records...marks were for all-purpose running yards (4,400), rushing yards (2,424), tackles (261), points (172), interceptions (10), fumble recoveries (9), and blocked kicks (10)...in 1991 had school season marks for rushing (1,348), all-purpose yardage (1,981), and blocked kicks (7)...also had 23.9 yards per kickoff return and 95 tackles...earned 12 letters in high school, four each in football, basketball, and baseball...played in Ohio East-West game...was named all-city all four years of school...named Player-of-the-Week four times during his senior year...was awarded the Chris Collinsworth Scholarship for being the top football player in Cincinnati...named MVP of his team during his junior and senior years...majoring in industrial education...born 1-15-73.

**In the Classroom:** Earned a 3.50 grade point average for the spring semester of 1993.

#### Hausgen Career Stats

Year	GP-GS	Rushing Plays	Att	Yds	Avg.	Ht	Ast	Tot Tkl
1992	11-0	1	1	0	0.0	5	4	9
1993	11-0	0	0	0	0.0	7	3	10
1994	11-0	0	0	0	0.0	0	2	2
Totals	33-0	1	1	0	0.0	12	9	21

**#6**



**Marcus Hinton**  
WR...6-0...174...Sr.  
Powder Springs, GA  
McEachern HS

**Hinton Fact:** Tenth in Clemson history in career yards per reception, he has averaged 17 yards a catch for his first three years.

**Fall 1995 Depth Chart Position:** Third-team flanker

**Best All-Around Game:** Had 6 catches for 62 yards against N.C. State in 1994.

**Career Bests:** Receptions - 6 vs. N.C. State, '94; Rec. Yds - 66 vs. North Carolina, '94

**Longest Play:** Reception - 52 yds. vs. Maryland, '93

**Bowl Experience:** In for 42 snaps versus Kentucky in the '93 Peach Bowl, he did not catch a pass.

**Year Lettered:** 1992, 1993, 1994

**Years Started:** 1994

**In 1994:** First among Clemson players with at least five catches in yards per reception last year with a 15.6 average, he has a 17-yard average for his Clemson career, 10th best in Clemson history given a minimum of at least 30 catches...has the highest reception average among all Clemson receivers who have played in the 1990s, even better than former teammate Terry Smith....started in 10 out of 11 games at a wide receiver position last year and had 18 receptions for 280 yards, the second highest yardage total on the Clemson team...received the long pass play of the year from Nealon Greene, a 42 yard pass in the North Carolina game, a play that set the tone in Clemson's victory over the 12th-ranked Tar Heels...led the Tigers in receiving against North Carolina and Georgia Tech...against the Tar Heels, had three receptions for 66 yards...caught two passes for 49 yards against the Yellow Jackets...finished the season sixth in all-purpose running with 277 total yards, averaging 25.2 yards per game...his 34 career receptions are first among active Tigers and his 578 yards receiving also rank first among active Tigers...has played in 32 games and has 12 starts for his career, more than any other Clemson wideout...had at least one catch in nine of the 11 games last year, including a six-game streak to end the season...has caught at least one pass in 18 of his last 23 games...has played all but two games in his career, at Virginia and at N.C. State in 1992...third-team on depth chart because he missed Spring practice with wrist injury, he should be 100 percent this Fall.

**In 1993:** The Tigers' third-leading receiver behind two seniors in 1993, he ranked second on a yardage basis with 241...started the N.C. State and Duke contests when senior Terry Smith was out with an injury...made one of the most impressive touchdown grabs of the season in the win over the Wolfpack when he dove for a 43-yard score after a pass from Patrick Sapp...that tandem connected for a 52-yarder to set up the Tigers' final score in the 29-0 shutout of Maryland...Clemson's leading receiver in the win over N.C. State, even though he had just one reception....averaged 42 plays per game during the first six games of the season, after the Tigers' went to a one wideout offense for the last five games of the



regular season, he averaged 15 plays per game less.

**In 1992:** Had the second-longest reception, a 51-yarder, for a Tiger in 1992... even though he caught only two passes all season, he was not the intended target very often...made that 51-yard grab for his first career touchdown in the win over North Carolina...the pass came from Patrick Sapp so it was an all first-year freshman play...in for 44 of his 78 total plays in the last four games of the season, he saw action in every game but the Virginia and N.C. State contests...Clemson's second-leading receiver in 1993 spring workouts, he had eight grabs for 175 yards, a 21.9 yard average...had three grabs for 84 yards, including a 54-yard touchdown strike from Patrick Sapp, in the annual Orange and White contest.

**In High School:** A versatile player who filled many different positions at Powder Springs High School, where he played for Coach Jim Dorsey...a **SuperPrep** All-American...SuperPrep listed him as the 10th-best athlete in the 1992 graduating class...ranked as the second-best passing and running quarterback in the nation by Max Emfinger...an honorable mention All-American according to **USA Today**...a first-team all-state running back according to **The Atlanta Journal Constitution**...also the ninth-best player in Georgia by that publication...as a running back he rushed for 1,037 yards in just 110 attempts and rushed for 10 scores...also had 22 receptions for 670 yards and eight TDs...led the team in scoring with 18 TDs...had four interceptions as a defensive back with 191 total return yards...had a pair of tackles in the Florida-Georgia All-Star game...played on the Georgia squad with Tiger teammate Carlos Curry...majoring in management...born 3-23-73.

**In the Strength Training Room:** Tied his own personal best in chin-ups when he did 23 during the '95 winter conditioning period...set a new personal best mark in the leg sled with his 625 pound accomplishment.

#### 1993 HINTON GAME-BY-GAME STATS

Date	Opponent	PL	Rec	Yds	Avg	TD	LG
9/4	UNLV	34	2	34	17.0	0	25
9/11	at Fla. State	52	2	25	12.5	0	14
9/25	Ga. Tech	31	2	17	8.5	0	10
10/2	*N.C. State	61	1	43	43.0	1	43
10/9	*at Duke	36	2	20	10.0	0	12
10/16	Wake Forest	40	0	0	0.0	0	—
10/23	ETSU	27	1	12	12.0	0	12
10/30	Maryland	14	1	52	52.0	0	52
11/6	at N. Carolina	28	2	25	12.5	0	17
11/13	Virginia	34	0	0	0.0	0	—
11/20	at S. Carolina	35	1	13	13.0	0	13
12/31	\$Kentucky	42	0	0	0.0	0	—
Totals		434	14	241	17.2	1	52

\$ - at Peach Bowl

#### 1994 HINTON GAME-BY-GAME STATS

Date	Opponent	Rec	Yds	Avg.	TD	LG
9/3	*Furman	1	14	14.0	0	14
9/10	*N.C. State	6	62	10.3	0	16
9/17	*at Virginia	0	0	0	0	—
10/1	*Maryland	1	17	17.0	0	17
10/8	*at Georgia	0	0	0	0	—
10/15	*at Duke	2	37	18.5	0	32
10/22	at Florida State	1	6	6.0	0	6
10/29	*Wake Forest	1	7	7.0	0	7
11/5	*at North Carolina	3	66	22.0	0	42
11/12	*Georgia Tech	2	49	24.5	0	38
11/19	*South Carolina	1	22	22.0	0	22
Totals		18	280	15.6	0	42

#### Hinton Career Stats

Year	GP-GS	Plays	Rush	Yds	LG	Rec	Yds	Avg.	TD	LG
1992	9-0	78	0	0	0	2	57	28.5	1	51
1993	12-2	434	3	23	14	14	241	17.2	1	52
1994	11-10	619	0	0	0	18	280	15.6	0	42
Total	32-12	1131	3	23	14	34	578	17.0	2	52

# #80



**Tony Horne**  
WR...5-11...170...So.  
Rockingham, NC  
Richmond Cnty HS

**Horne Fact:** The only receiver to have two touchdown catches in the 1995 Orange & White game.

**Fall 1995 Depth Chart Position:** Second-team split end

**Best All-Around Game:** Had two receptions for 17 yards and his first career TD reception against Wake Forest.

**Years Lettered:** 1994

**In 1994:** Participated in all 11 games during '95 as a wide receiver...had seven receptions for 56 yards, fourth on the team in total receptions...averaged 8.0 yards per catch and had one touchdown, a six-yarder against Wake Forest that put the Tigers ahead to stay...caught one other pass in that game for 11 yards...also had two receptions in the win over Georgia Tech...was a member of the Tiger track team in the off-season as a hurdler...had an outstanding spring, he had 10 receptions for 192 yards and three touchdowns in the four scrimmages, including 6-90 in the first scrimmage on March 5 and 3-73 and two scores in the Orange-White game... caught TD passes of four and 40 yards in the spring game from Nealon Greene.

**In High School:** From the same high school as former Clemson receiver and Seattle Seahawk Doug Thomas...state champion in the 110m high hurdles...holds the school record in the 110m high hurdles with a time of 13.53...all-conference and all-region the last two seasons in track...also named to the all-state team in track in 1993-94...co-MVP on 1992-93 track team...an all-conference selection in football his last two years in high school...Player-of-the-Year in the conference junior and senior years in high school...named team MVP his senior season...led the team in rushing and receiving during his senior year...averaged over 90 yards rushing a game and 6.7 yards a carry his last year in high school...earned three letters in track and football...majoring in business...born 3-21-76.

#### 1994 HORNE GAME-BY-GAME STATS


Date	Opponent	Rec	Yds	Avg.	TD	LG
9/3	Furman	0	0	0.0	0	0
9/10	NCSU	0	0	0.0	0	0
9/17	at Virginia	0	0	0.0	0	0
10/1	Maryland	0	0	0.0	0	0
10/8	at Georgia	2	16	8.0	0	10
10/15	at Duke	1	12	12.0	0	12
10/22	at FSU	0	0	0.0	0	0
10/29	Wake Forest	2	17	8.5	1	11
11/5	at No. Carolina	0	0	0.0	0	0
11/12	Georgia Tech	2	11	5.5	0	7
11/19	S. Carolina	0	0	0.0	0	0
Totals		7	56	8.0	1	12

#### Horne Career Stats

Year	GP-GS	Plays	Rec	Yds	Avg.	TD	LG
1994	11-0	179	7	56	8.0	1	12



# #34



**Andre Humphrey**  
CB...5-8...200...Sr.  
Wilmington, NC  
Laney HS

**Humphrey Fact:** Clemson's career leader in kickoff return yardage with 1373.

**Fall 1995 Depth Chart Position:** Starting cornerback

**Best All-Around Game:** Had 10 tackles vs. Wake Forest in 1993; Had six kickoff returns for 119 yards vs. FSU in 1993

**Career Bests:** Tackles - 10 vs. Wake Forest '93; TFL - 1 vs. FSU, '93; PBUs - 3 vs. N.C. State, '93; KOR - 6-119 vs. FSU, '93; PR - 5-81 vs. UNLV, '93

**Bowl Experience:** In for 66 snaps as a starter in the '93 Peach Bowl win over Kentucky, he had four tackles, broke up a pass, and returned two kickoffs for 35 yards.

**Years as a Starter:** 1993, 1994

**Years Lettered:** 1992, 1993, 1994

**In 1994:** Returning two-year starter at cornerback who has ranked in the top 35 in the nation in kickoff returns each of the last two seasons...started eight out of 11 games in 1994 and has 20 straight starts over two seasons...second-team All-ACC as a sophomore (1993)....Clemson's career leader in kickoff return yardage with still a year to play, he has 1373 yards for his career, eclipsing the mark of 1350 by Ray Williams (1983-86)...finished the 1994 season ranked fifth in the ACC in kickoff returns, 34th in the nation...had 22 returns for 500 yards, averaged 22.7 yards per return...long was a 69-yard return during the Georgia Tech game....had a season best 91 yards on kickoff returns against N.C. State...one of the strongest players in Clemson history, his 1160 leg sled figure is best ever, regardless of position, breaking the



**Andre Humphrey - CB**

record formerly held by 330-pound guard Stacy Seegars...recovered a fumble during the Florida State game...finished last season second on the team in passes broken up with six...broke up two passes and had six total tackles against the nationally ranked Georgia Bulldog offense...ranked seventh on the team in total tackles with 46...in for the most plays of his season against South Carolina when he was in for 75....38 of his tackles were solo stops...had one tackle for loss and a season high seven stops against Maryland...veteran of over 1,400 plays for his career, second among Tiger defenders...has played in 34 straight games entering 1995, most among active Tigers...has made at least one tackle in 28 straight games and 32 of his 34 career games...has more all-purpose running yards over the last two seasons than any other Clemson player (1346 yards).

**In 1993:** Second-team all-conference cornerback who was the fourth-leading tackler on the 1993 Clemson squad with 74 stops, that was the most for a Tiger cornerback since Delton Hall (San Diego Chargers) had the same total in 1985...ranked second on the team in passes broken up with eight...also led the team in special teams tackles for the second straight year...an honorable mention All-American and second-team Sophomore All-American according to **Football News**, he led the team in all-purpose running with 842 yards, 179 on punt returns and 663 on kickoff returns...also had 40 interception return yards...the major reason Clemson ranked in the top-25 in the nation in both punt and kickoff returns as a team...set the all-time Clemson single season record for kickoff return yardage with 663...the first Tiger to average at least 10 yards on punt returns and 20 yards on kickoff returns since 1978...also led the team in interception return yards with 40 on two returns, he was the first Tiger since 1938 (Shad Bryant) to lead the team in kickoff return yards, punt return yards and interception return yards in the same year...ranked 35th nationally in kickoff returns with 27 for 628 yards during the regular season, his 13.8 yard punt return average would have been in the top-six nationally if he had one more return...had 119 kickoff return yards at Florida State, one of the top 10 totals in Clemson history...tied for fourth in the ACC in passes broken up and ranked fourth in kickoff returns...named the ACC Defensive Back-of-the-Week for his performance versus Georgia Tech, when he tallied nine tackles...named the Jefferson Pilot Player-of-the-Game in the Tigers' win over South Carolina, he had five tackles in that contest, but his top play in that Tiger win was a 53-yard punt return late in the game that set up Clemson's winning field goal...ranked second on the 1993 Tiger defense in plays, he was in for 742 snaps...started 21 games for the 1994 ACC Championship Clemson baseball team...hit .164 with 11 hits in 67 at bats, he had a 4-4 game against Maryland...also wrestled for the Tigers in 1992, so he has played three different sports at Clemson.

**In 1992:** Feisty defensive back who ranked second on the team in special teams tackles with 18, he had 28 total stops for the season...in for 140 snaps for the season, more than half of that total (76) came in the last three games of 1992...had a season high five stops in the Maryland contest while in for 14 plays...returned kicks and punts over the last half of the season, his best game in terms of kickoff returns came at Maryland, when he had five returns for 95, that was the most kickoff return yards by a Tiger in 1992...had three punt returns versus Wake Forest...competed with the Tiger wrestling team in the winter of 1993, he wrestled at the 190-weight class and had a 1-5 record.

**In High School:** A **SuperPrep** All-American from Laney High School, that publication also ranked him as the third-best player in North Carolina...a member of Tom Lemming's All-Atlantic Coast team...a unanimous All-Mid Eastern Conference selection...rushed for over 1,700 yards and 25 touchdowns as a senior...once gained 300 yards rushing in one game and scored seven touchdowns...led the team in interceptions with four, including one returned for a TD...as a junior, broke the Laney HS rushing record with 1,600 yards...played for Coach Larry



Tootoo...the North Carolina wrestling champion at the 170-pound weight...holds his high school record for consecutive pins with 33...holds the state record for quickest pin at 12 seconds...named to the North Carolina all-state team in baseball as a sophomore and a junior...drafted in the 12th round out of high school by Pittsburgh...majoring in management...born 4-2-74.

**In the Strength Training Room:** Broke the all-time record among Clemson Tigers when he lifted 1,160 pounds on the leg sled last February.

# #72



## Robert Jackson

OT...6-6...340...\*Sr.

Washington, DC

Woodson HS

**Jackson Fact:** Played in 297 snaps last year, more than any other offensive reserve

**Fall 1995 Depth Chart Position:** Second-team right offensive tackle

**Best All-Around Game:** Had seven KD blocks while in for 69 plays as a starter vs. Georgia Tech in 1993

**Years As a Starter:** 1993

**Years Lettered:** 1993, 1994

**In 1994:** Did not start a game last year, but played in all 11 in relief...worked into a three-man tackle rotation with Dwayne Morgan and Jim Bundren at the tackle position, he was in for 297 plays for the season...when he and Morgan are in the game it gives Clemson two experienced 310-plus pound tackles...one of only three offensive linemen who have chance to earn a third letter this year...needs just 15 plays in the opener against Western Carolina to reach the 1000 mark for his Clemson career...has played in 22 of Clemson's last 23 games, the only contest he missed was Peach Bowl victory over Kentucky in 1993...had 11 knockdown blocks in 1994.

**In 1993:** Starting offensive tackle for the Tigers in 10 of 11 regular season games of 1993, he missed the Peach Bowl game due to a blood clot in his leg...he developed the problem after being kicked in the leg by a South Carolina lineman in the regular season finale...on Wednesday, November 23rd, just hours before he was supposed to fly home for Thanksgiving the problem became so painful that he had to go to the hospital, and he spent the next five days in the hospital in Anderson, SC...took medication to thin his blood and remedy the problem...had his best all-around game of

### 1992 HUMPHREY GAME-BY-GAME STATS

Date	Opponent	Pl	Ht	Ast	Tot	KOR-Yds	PR-Yds
9/5	Ball State	—	3	0	3		
9/12	Florida State	30	2	0	2		
9/26	at Georgia Tech		Special Teams Only				
10/3	UTC	28	3	1	4		
10/10	at Virginia	1	1	3	4		
10/17	Duke	5	0	0	0		
10/24	at N.C. State	—	0	1	1	1-24	
10/31	at Wake Forest	—	2	1	3	1-33	3-27
11/7	North Carolina	27	1	1	2	1-0	2-(-10)
11/14	at Maryland	14	3	2	5	5-95	
11/21	South Carolina	35	4	0	4	3-58	
Totals		140	19	9	28	11-210	5-17

Note: Caused a fumble versus Virginia

### 1993 HUMPHREY GAME-BY-GAME STATS

Date	Opponent	PL	Ht	Ast	Tot	Int-Yds	PBU	PR-Yd	KOR-Yd
9/4	*UNLV	67	4	1	5			5-81	1-30
9/11	*at Fla. State	48	4	1	5		1		6-119
9/25	*Ga. Tech	63	5	4	9				3-61
10/2	*N.C. State	58	3	3	6		3		2-67
10/9	*at Duke	77	6	1	7		1		2-44
10/16	*Wake Forest	62	6	4	10		1		3-60
10/23	*ETSU	37	2	0	2			3-31	0-0
10/30	*Maryland	70	6	3	9	1-39		2-9	1-31
11/6	*at N. Carolina	68	4	1	5		1		5-117
11/13	*Virginia	60	6	1	7			1-4	2-50
11/20	*at S. Carolina	66	3	2	5	1-1		2-54	2-49
12/31	*\$Kentucky	66	2	2	4		1		2-35
Totals		742	51	23	74	2-40	8	13-179	29-663

\$ - at Peach Bowl

### 1994 HUMPHREY GAME-BY-GAME STATS

Date	Opponent	Plays	Hit	Ast	Tot	Int-Yd	PBU	PR-Yd	KOR-Yd
9/3	Furman	11	1	0	1				2-55
9/10	NC State	31	2	2	4				5-91
9/18	at Virginia	77	4	1	5				1-39
10/1	*Maryland	60	6	1	7				1-30
10/8	*at Georgia	59	4	2	6		2		4-58
10/15	*at Duke	67	2	1	3				1-21
10/22	*at Florida St.	83	4	0	4	1-0	1		1-23
10/29	*Wake Forest	24	1	1	2		1		2-28
11/5	*at N. Carolina	67	3	0	3		1		1-27
11/12	*Georgia Tech	56	5	0	5				2-85
11/19	*So. Carolina	75	6	0	6		1		2-43
Totals		610	38	8	46	1-0	6	2-4	22-500

### Humphrey Career Stats

Year	GP-GS	Play	Hit	Ast	Tot	KOR-Yds	PR-Yds	Int-Yd	PBU
1992	11-0	140	19	9	28	11-210	5-17	0-0	0
1993	12-12	742	51	23	74	29-663	13-179	2-40	8
1994	11-8	610	38	8	46	22-500	2-4	1-0	6
Totals	34-20	1492	108	40	148	62-1373	20-200	3-40	14

Note: 1 TFL for 7 yards in 1993; 1 TFL for 2 yards in 1994.



Robert Jackson - OT



1993 against Georgia Tech, when he graded out at 79 percent and posted a season-high seven knockdown blocks...had grades over 80 percent four times, including each of his first two games of the season (UNLV and Florida State)...had a season best 83 percent grade in the loss to Wake Forest on 81 snaps...was in for 677 snaps in 1993, second best among the offensive players...had 38 knockdown blocks for the season, including seven against Georgia Tech and six in the win over Maryland.

**In 1992:** Reserve offensive tackle who saw action in two games for the season...in for nine snaps in the Tigers' win over North Carolina, he saw action for two plays at North Carolina State.

**In 1991:** Red-shirted the 1991 season at offensive line, he gained experience with the Tiger scout team.

**In High School:** The Gatorade Player-of-the-Year in Washington, DC in 1990, he was also named the D.C. Touchdown Club's Player-of-the-Year...Atlanta Touchdown Club Lineman-of-the-Year...All-Metro team and an all-area choice of the Pigskin Club in DC...played for Coach Bob Headen at Woodson High School...a


**SuperPrep** magazine All-American...the nation's 18th best offensive lineman and the region's 21st-ranked overall prospect according to that same publication...the 13th-best player in the nation according to **USA Today**...Max Emfinger rated him as the nation's sixth best offensive tackle...the ninth-best player in the northeast region according to Emfinger...an honorable mention All-American according to **Street & Smith**...named one of the top 50 recruits from the ACC area in 1991 by **Lindy's**...won the High School heavyweight championship in the bench press competition with a 390-pound figure as a senior...finished second in that competition as a sophomore...rated a three on a scale of 1-4 by recruiting analyst Joe Terranova...recorded 57 tackles, 10 sacks, and recovered two fumbles as a senior...a three-year starter...attended Woodson High School...majoring in industrial education...born 9-17-72.

**In the Strength Training Room:** Improved on his vertical jump with a 21" jump, 2 1/2" better than his previous mark...also improved on his power clean when he cleared 275 pounds.

#### Jackson Career Stats

Year	GP-GS	Plays	KD
1992	2-0	11	0
1993	11-10	677	38
1994	11-0	297	11
Totals	24-10	985	49

# #24



## James Jenkins

TB...6-1...210...So.  
Hammington, NJ  
Oakcrest HS

**Jenkins Fact:** Was fourth among true freshmen in total rushing yards with 95 yards in '94.

**Fall 1995 Depth Chart Position:** Third-team tailback

**Best All-Around Game:** Carried the ball 11 times in his first game as a Tiger against the Furman Paladins for a total of 59 yards, the highest rushing total of his freshman season.

**Years Lettered:** 1994

**In 1994:** Opened his true-freshman season with 11 carries for 59 yards against Furman, his high single game total for the season...recorded his season high in all areas in that game...only Tiger with more than 10 carries who did not lose a yard on any carry last year...had four carries a piece in the N.C. State (4-10), Maryland (4-9), and the Wake Forest (4-11) games...also a great

asset as a special teams player...had two tackles on special teams...fine all-around football player who helps Clemson in many areas...had outstanding Spring Game with 10 carries for 53 yards for the White team, the high rushing total for the White team on the day...he did most of that rushing against Clemson's number-one defense...had 29 carries for 101 yards in the four scrimmages combined.


**In High School:** In five games he ran for 670 yards and scored 6 TDs...fifth in the state in the javelin in track...a solid student with a 3.34 GPA...rushed for 1444 yards and 14 TDs over his career...named to the first-team all-state team as a linebacker...member of the All-East Team by **Prep Football Report**...district wrestling champion as a junior...also all-conference and third-team all-state on the gridiron as a junior...will have 12 high school letters, four each in football, wrestling and track...born 2-24-76.

**In the Strength Training Room:** Has a 6.75 power ratio, the best among the running backs...did 94 sit-ups in 60 seconds during winter conditioning, the best of the running backs...lifted a total of 1,418 pounds, second only to Emory Smith in total poundage among running backs...has a 30" vertical jump, second-best among running backs.

#### Jenkins Career Stats

Year	GP-GS	Plays	Att	Yds	LG	Rec	Yds	Avg.	TD	LG
1994	10-0	87	25	95	9	1	8	8.0	0	8

# #37



## Kevin Laird

P...5-11...165...\*Fr.  
Brandon, MS  
Brandon HS

**Laird Fact:** One of only two football players majoring in veterinary medicine.

**Fall 1995 Depth Chart Position:** Starting punter

**In 1994:** Red-shirted the 1994 season and gained valuable knowledge of the kicking game from teammates Jeff Sauve and Nelson Welch...only scholarship punter on the Clemson team for 1995.

**In High School:** The 24th and last signee for Tommy West's first recruiting class, he was the only kicker... two-year starter as a punter and placekicker at Brandon High for coach Wally Bumpas...Brandon had an 8-4 record and reached the state playoffs where it was eliminated in the first round by the eventual state champion his final season...Laird was an All-Metro selection in 1993 when he averaged 40 yards a punt...played in just seven games due to a pulled quad muscle...converted 4-6 field goals, the leg injury curtailed his ability to kick field goals...during a healthy junior season, Laird averaged 42.4 yards a punt...also is a three-year starter as a back on the Brandon High School soccer team.

**In the Classroom:** Selected to Academic Honor Roll for the fall semester of 1994.

**In the Strength Training Room:** Has a 6.60 power ratio after winter conditioning, the best of the kickers and punters...outpowered the kickers and punters by lifting 1,116 pounds...is the most flexible of his position at +7.75" and also did more sit-ups than any at his position when he accomplished 78 in 60 seconds.



---

---

**#61**

---

---



**Mark Landry**  
OT...6-4...275...So.  
Amherst, NH  
Sowhegan HS

---

---

**Landry Fact:** Made an appearance in each of the 11 games of his true freshman season

**Fall 1995 Depth Chart Position:** Second-team left tackle

**Years Lettered:** 1994

**In 1994:** Will add needed depth to the offensive line after playing an active role as the backup left tackle in his freshman season...was in for 44 total plays in '95 and many more as the short snapper...one of the reasons Clemson had such outstanding field goal stats last year, there was not a bad snap on a field goal attempt all year and Nelson Welch did not have a blocked field goal or extra point all season...his brother, Mike Landry, played for South Carolina before graduating in 1993...first brother combination to play for both schools in 14 years (Paul and Toney Williams in 1979-80 era)...his father played football at Houston...Mark is one of just seven players from New Hampshire to play for a Division I Football Program in 1994.

**In High School:** Ranked as the 16th best offensive tackle in the nation by Max Emfinger's (1-15-94) report...A **Street & Smith** Top 300 selection prior to his senior year...a **Boston Globe** Top 100 pick each of the last two years...all-state selection on offense and defense as a junior and senior...attended high school in New Hampshire, then spent 1993 season at Milford Academy Prep School in Connecticut...also an all-state selection in Lacrosse as a senior in high school...played in the New Hampshire-Vermont Shrine Bowl, he has also played in the state high school all-star game of lacrosse...lettered one year in basketball and four years apiece in football and lacrosse...has experience as a long snapper...member of the 1994 **SuperPrep** All-American team, he was ranked as the 29th best offensive lineman in the nation...member of All-Atlantic team by **SuperPrep**...majoring in veterinary medicine...born 6-14-76.

**In the Strength Training Room:** Lifted a total of 1331 pounds in the bench press, the leg sled, and the power clean during '95 winter conditioning...did 63 sit-ups in 60 seconds...flexibility is one of the best in the offensive line at +6.75".

---

---

**#64**

---

---



**Zane Lewis**  
OG...6-2...283...\*Fr.  
Memphis, TN  
Raleigh-Egypt HS

---

---

**Lewis Fact:** Clemson's strongest offensive lineman in terms of total weight lifted during winter conditioning.

**Fall 1995 Depth Chart Position:** Third-team right guard.

**In 1994:** Red-shirted the 1994 season.

**In High School:** Ranked as the 17th best offensive guard in the nation by Max Emfinger's (1-15-94) report...a national top 100 player by Tom Lemming...Rated sixth best offensive lineman in the southeast region by **Bluechip Magazine**...listed as the

number-five offensive guard in the southeast by **The National Recruiting Advisor**...four-year starter in high school...all-district and all-conference as a sophomore...all-district and second-team all-state as a junior...third in the state in quarterback sacks as a junior...played his high school football for John Troy...first-team Academic All-State...majoring in forestry...born 4-22-76.

**In the Strength Training Room:** Lifted a total of 1845 pounds in '95 conditioning, more than any other offensive lineman...leg sled proved to be his best test - he lifted 1,125 pounds in that alone...had one of the highest sit-up totals by an offensive lineman with 70 in 60 seconds...improved his flexibility from August of '94, when it was +4.5", to +5.5" in February of '95.


---

---

**#48**

---

---



**Travis Macklin**  
FB...6-1...235...\*Fr.  
Pittsburgh, PA  
Perry Trad. Academy

---

---

**Macklin Fact:** Had nearly 1,000 yards rushing and over 150 tackles on defense his senior year of high school.

**Fall 1995 Depth Chart Position:** Third-team fullback


**In 1994:** Red-shirted his freshman season...played in the Spring Game for the Orange team and had two carries for four yards...had 14-40 yards in the four scrimmages combined.

**In High School:** As a senior he rushed for 995 yards in 172 carries and scored 13 TDs...on the defensive side of the ball, recorded 65 solo tackles and 88 assists...blocked three field goals...led Perry High School to a 9-2 record and the City League championship game...conference Defensive Player-of-the-Year...he also had five interceptions, three sacks, and caused six fumbles...honorable mention **Blue Chip Illustrated** All-American...all-city three straight years, first player ever to be chosen to the Pittsburgh Courier's All-City team three years in a row...named the best at his position on offense and defense this past year on that all-city team...played his high school football under veteran coach Gus Catanese...all-city and all-conference as a junior...rushed for 686 yards and scored 10 TDs his junior season...also recorded 81 tackles with seven sacks and four interceptions in 1992...majoring in management...born 3-2-76.

**In the Strength Training Room:** Improved his vertical jump by an inch to 25.5" during '95 conditioning...did 10 chin-ups to tie with teammate Lamont Pegues for the most by running backs...lifted a total of 1353 pounds.



# #9



## **Dexter McCleon** *CB...5-10...190...\*Jr. Meridian, MS Meridian HS*

**McCleon Fact:** Has seven career interceptions, more than any other active Tiger.

**Fall 1995 Depth Chart Position:** Starting cornerback

**Best All-Around Game:** Defense: Had eight tackles and a PBU against Georgia in '94; Offense - Passed for 102 yards (3-7) and rushed for 127 yards on 12 carries vs. Virginia in 1993.

**Bowl Experience:** In for 40 snaps as the starting quarterback vs. Kentucky in the '93 Peach Bowl, he was 3-7 passing for 20 yards and took Clemson to its first TD of the game.

**Years Lettered:** 1993, 1994

**Years Started:** 1994

**In 1994:** Ranked as the 12th best cornerback in the nation by the 1995 **Sporting News** preseason magazine...tied for the Clemson lead in interceptions last year with four for 27 yards...started four of the last five games in the secondary and he played most of the action in each of the last six games...starting quarterback for the Tigers at the end of the 1993 season, he moved to the secondary in the Spring of 1994...for the first time since he has been at Clemson, concentrated exclusively on football in the Spring of 1995, he had played baseball in previous springs...a member of Clemson's ACC Championship baseball teams of 1993 and 1994, but did not play in 1995...named Honorable Mention All-ACC by the ACSWA as a cornerback last year...preseason All-ACC for 1995 according to some services...the Exxon Tiger-of-the-Game for his performance against the South Carolina Gamecocks when he had an interception, a pass deflection and two tackles in 75 plays...had a season high eight tackles at Georgia, all were solo stops.. led the Clemson team in pass deflections with eight, he had one in eight of the last nine games...finished the season 10th on the team in tackles with 35 stops...also led the team in punt returns with 13-71...finished the season in fourth place on the ACC list and 36th on the NCAA list for interceptions per game...caused a fumble against N.C. State...had one tackle for loss of five yards against the Virginia Cavaliers...29 of 35 tackles were solo stops...in for the most plays of his career last season with 521...participated in a career and season high 75 plays against South Carolina in the last game of the season...his seven career interceptions rank first among active players, he still has two seasons to play...in on 18 tackles in the four Spring of 1995 scrimmages, including four in the Spring Game...has made his first start of the year at Duke in each of the last two seasons.

**In 1993:** Certainly the most versatile player on the Clemson squad, he started games on both sides of the ball in 1993, his name appeared on the Clemson stat sheet in rushing, passing, tackles, punt returns, and interceptions...only quarterback in the nation in '93 who also tied for the team lead in interceptions...also the only QB to rank in the top 15 in the nation in punt returns...he missed spring drills while he played baseball in '93...spent the spring of 1993 working out at the quarterback position, he moved to cornerback in preseason workouts...began the 1993 season as the Tigers' second-team cornerback, he was in for 13 plays in the season opener with UNLV, intercepting a Rebel pass and returning it eight yards...began returning punts the next week and by the fifth game of the season, he had moved into the starting slot...in for 64 plays in the win at Duke, he tied his season-high for tackles in that game with four, and in punt returns with four for 69

1995 Clemson Football

yards...one of those returns was a 39-yarder that set up the Tigers' winning field goal...also picked off two Duke passes in that game, he was the only Tiger with two thefts in one game all year...one of those INTs was on Duke's final play of the game at the Clemson 10...named the ACC Rookie-of-the-Week for that performance...led the ACC in punt returns through five games of 1993 season and ranked 11th in the nation in punt returns for the year...was ranked in the top 12 in the nation in punt returns and interceptions after five games...also started the next week versus Wake Forest, but went down with an ankle injury after only 19 plays and missed the ETSU game completely, then was in for only two plays versus Maryland...moved back to quarterback the Monday before the Virginia contest due to injuries to all three Clemson field generals...came off the bench versus the Cavaliers and led the Tigers to 470 yards in total offense and a 23-14 victory...gained 127 yards rushing versus Virginia, then the second-highest total in Clemson history for a quarterback...also posted 102 yards in



**Dexter McCleon - CB**

the passing department, including a 73-yard score to Terry Smith that allowed Smith to become Clemson's career reception yardage leader...became the first Tiger to gain over 100 yards passing and rushing in the same game since DeChane Cameron did it in 1991...won the ACC Rookie-of-the-Week honor for that performance as well, making him the first rookie in history to win the award as an offensive and defensive player...his 229 yards of total offense were a season high by a Tiger...ranked fourth on the team in total offense with 367 yards, even though he played just three games on offense...Clemson was 3-0 in 1993 in games he played quarterback...finished second in ACC Rookie-of-the-Year voting...starting signal caller in the Peach Bowl win over Kentucky...played on two top-25 teams in 1993-94 academic year, the Tiger football team was 22nd in **USA Today** and the baseball squad was ranked fourth in the final poll.

**In 1992:** Red-shirted the 1992 season at quarterback, but gained experience running the Tiger scout team...alternated his time competing with the Tiger baseball team and spring football practice in 1993.

**In Baseball:** 1994 - Played in 61 games and started 52 as the Tigers' right fielder on Clemson's ACC Championship team...he was used against left hander pitchers...batted .234 for the season, he started the season batting .273 for the first 10 games...had



three runs batted in versus Maryland on March 11... 1993 - started 29 games at designated hitter for the Tiger baseball squad that won the ACC Tournament and advanced to the Mideast Regional, he played in 37 contests...batted .299 (32-107) and had 16 runs batted in for the season...started four games in the ACC tourney, hitting .267 (4-15) with a double, triple and a run batted in...played baseball full-time until March 28 when he joined the football team for spring practice...had six steals in seven attempts in 1993.

**In High School:** A prep All-American according to Tom Lemming, **SuperPrep**, and Max Emfinger...ranked as the third-best running and passing quarterback in the nation by Max Emfinger...rated **SuperPrep** Dixie Player-of-the-Year...ranked as one of the top three option quarterbacks in the country by Tom Lemming...played at Meridian High School for Coach Mac Barnes...Meridian County Player-of-the-Year...selected to play in the Mississippi All-Star game...passed for over 1,200 yards and 10 touchdowns and rushed for over 500 yards and 12 scores...selected to the all-state, all-county and All-South teams...rushed 7-33 in the Mississippi-Alabama All-Star game...a first-team all-state choice in baseball, hitting .395 with 11 home runs and 56 RBIs...a 13th-round draft pick of the Minnesota Twins...majoring in management...born 10-9-73.

**In the Strength Training Room:** Had the top performance of juniors in the 40-yard dash during winter conditioning when he posted a time of 4.39 in his second run of the day...was only .01 seconds off the fastest time of the conditioning period with that time in the 40.

#### 1993 McCLEON GAME-BY-GAME STATS

Date	Opponent	PL	Ht	Ast	Tot	PR-Yd	I-Yd	C-A-Yd-I-TD	Att-Yds-TD
9/4	UNLV	13	0	0	0		1-8		
9/11	at Fla. State	27	4	0	4	1-18			
9/25	Ga. Tech	8	1	1	2	3-27			
10/2	N.C. State	12	0	0	0	4-53			
10/9	*at Duke	64	2	2	4	4-69	2-6		
10/16	*Wake Forest	19	2	1	3				
10/23	ETSU	Did Not Play - Injured							
10/30	Maryland	2	0	0	0				
11/6	at N. Carolina	31	1	0	1	2-1			
11/13	Virginia	65	Played at QB					3-7-102-3-1	12-127-1
11/20	*at S. Carolina	66	Played at QB					6-12-89-0-0	9-27-0
12/31	*Kentucky	40	Played at QB					3-7-20-2-0	8-2-0
Totals		347	10	4	14	14-168	3-14	12-26-211-5-1	29-156-1

Note: Injured ankle during second quarter of Wake Forest game; broke up a pass vs. Duke

#### 1994 McCLEON GAME-BY-GAME STATS

Date	Opponent	Plays	Hit	Ast	Tot	Int-Yds	PBU	PR-Yds
9/3	Furman	11	1	1	2			2-10
9/10	NC State	30	2	1	3			2-9
9/18	at Virginia	29	1	0	1		1	1-4
10/1	Maryland	30	0	0	0	1-20	1	2-23
10/8	at Georgia	43	8	0	8		1	1-0
10/15	*at Duke	67	5	0	5		1	2-13
10/22	*at Florida State	62	2	2	4		1	1-(-6)
10/29	*Wake Forest	51	3	1	4	1-0	1	
11/5	*at North Carolina	67	4	0	4	1-7	1	1-15
11/12	*Georgia Tech	56	2	0	2			1-3
11/19	*South Carolina	75	1	1	2	1-0	1	
Totals		521	29	6	35	4-27	8	13-71

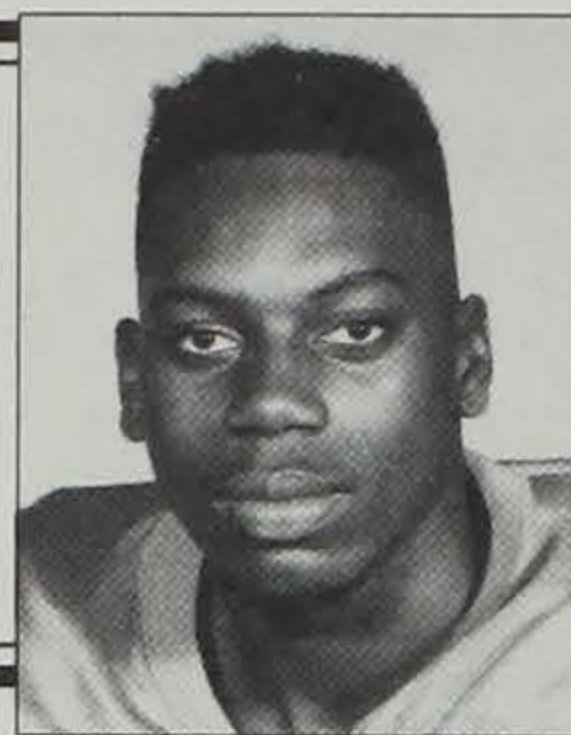
#### McCleon Career Stats

Year	GP-GS	PL	Tkl	PBU	PR-Yds	Int-Yds	Cm-At-Yd-I-TD	Att-Yds-TD
1993	11-4	347	14	1	14-168	3-14	12-26-211-5-1	29-156-1
1994	11-6	521	35	8	13-71	4-27	0-0-0-0-0	0-0-0
Tot.	22-10	868	49	9	27-239	7-41	12-26-211-5-1	29-156-1

#### McCLEON CAREER BASEBALL STATS

Year	Avg.	GP-GS	AB	R	H	RBI	2B-3B-HR	TB	BB	SO
1993	.299	37-29	107	25	32	16	4-3-0	42	13	24
1994	.234	61-52	175	29	41	22	3-2-0	48	26	33
Totals	.259	98-81	282	54	73	38	7-5-0	90	39	57

# #5



## Andy McCrorey

ILB...5-10...200...\*Gr.

Rock Hill, SC

Rock Hill HS

**McCrorey Fact:** A member of the ACC Academic Honor Roll each of the past three years, he has been a member of the dean's list for three straight years.

**Fall 1995 Depth Chart Position:** Starting inside linebacker.

**Best All-Around Game:** Had six tackles while in for 25 plays in the season opener versus Ball State in 1992.

**Bowl Experience:** Played special teams only in the '93 Peach Bowl

**Years Lettered:** 1992, 1993, 1994

**In 1994:** Dean's list graduate student who has helped Clemson as an outside linebacker and defensive back in his four years on the Clemson team...Southern National Student-Athlete of the Week during the 1994 school year, he has been a member of the ACC Academic Honor roll three times in his career...will be a candidate for many postseason academic awards at the ACC and national level...played in all 11 games last season at outside linebacker...finished the season 16th on the team in total tackles with 26...did double duty as part of the special teams and was credited with seven tackles...in for a season high 22 plays against N.C. State...had the most tackles last season against Georgia Tech and South Carolina when he posted four in each of those games...concluded a fine spring with nine tackles in the Spring game for the Orange team, tied for game honors with Mond Wilson...had 27 tackles in the four scrimmages, second highest total on the team...West said after spring practice he was the only linebacker who was sure of being a first-teamer when Fall practice began...moved to inside linebacker from outside linebacker at the beginning of the 1995 Spring practice...has played in 33 of the last 34 games for the Tigers.

**In 1993:** Second-team free safety who played in every game of 1993, he saw action from scrimmage in eight contests...in for a career-high 26 snaps at Florida State, he had three tackles, all of which were first hits, in that contest...had 11 stops for the season, five were special teams stops...in for 15 plays at Georgia Tech.

**In 1992:** Played behind second-team all-conference performer Robert O'Neal (now with the Indianapolis Colts) at free safety in 1992, he moved to strong safety for 1993 spring workouts...in for 41 snaps and played in 10 games in 1992...in for a season-high 25 plays in the season opener with Ball State, he also had six tackles in that contest...in for 12 plays from scrimmage in the win over UTC and four snaps versus North Carolina...ranked third on the '92 squad in special teams tackles with 13

**In 1991:** Red-shirted the 1991 season at free safety, he saw action at the free safety slot and at cornerback during 1992 spring workouts...hard hitter who posted 12 tackles in four spring scrimmages, all 12 of them were first hits or solo stops.

**In High School:** Named the defensive MVP in the South Carolina North-South All-Star game...given the highest ranking (four stars) by Joe Terranova...Max Emfinger rated him as the 40th best player in the Atlantic Coast region and the 19th best player in South Carolina...Emfinger's final rankings named him the nation's fifth best cornerback...an honorable mention all-state choice according to the Associated Press...helped lead Rock Hill to a Big 16 Upper State title his last season...coached by Jim Ringer...a member of the National Honor Society...former high school teammate of Clemson LB Tim Jones and 1992 Tiger signee Lamarick Simpson...ranked sixth in his graduating class...born 3-4-73.



**In the Classroom:** Made ACC academic honor roll for the third straight year in 1994-95...a dean's list student for both semesters of 1994-95...earned his undergrad degree in May, 1995.

**In the Strength Training Room:** Improved in the leg sled and set a personal best mark with a 770 pound feat, 60 pounds more than his previous personal best mark.

McCrorey Career Stats					
Year	GP-GS	Plays	Hit	Ast	Tot
1992	10-0	41	8	9	17
1993	12-0	75	7	4	11
1994	11-0	150	10	15	25
Total	33-0	266	25	29	54

# #23



## Chris McInally

P...6-3...192...Sr.

Troy, MI

Troy HS

**McInally Fact:** The first time he ever punted a football in a game at any level was against ETSU in Death Valley in 1993.

**Fall 1995 Depth Chart Position:** Second-team punter

**Best All-Around Game:** Averaged 40.2 yards on six punts versus ETSU in 1993, that was the first football game he had ever played in.

**Bowl Experience:** Had three punts for 107 yards in the '93 Peach Bowl win over Kentucky.

**In 1994:** Did not appear in a game during the 1994 season...had five punts for a 33-yard average in the 1995 Spring Game...had a long punt of 53 yards...made Academic honor roll in both semesters of 1994-95.

**In 1993:** Walked on the Tiger football squad in the fall of 1993 after competing with the Clemson soccer team for the 1992 season...played professional soccer for the Detroit Neon of the Continental Indoor Soccer League in the summer of 1994...had never played football until he began practicing with the Tigers, he was the starting punter in the last six games of the season...took over the punting duties for the East Tennessee State contest, he had six kicks in that game and averaged 40.2 yards per kick, still his career best game...punted 23 times for the season for a total of 810 yards...had nine punts inside the 20 out of his 23 total punts...played in five games for the Clemson soccer squad in 1991, and nine games with one goal scored in 1992...also had one goal for the Detroit Neon of the Indoor soccer league two summers ago...played their home games in The Palace at Auburn Hills...also had experience doing color commentary on indoor soccer games he didn't play in.

**In High School:** Played soccer at Troy High School, where he was named the league and region MVP as a senior...an all-state performer in 1991, he was all-league and all-region as well...scored 36 goals and 14 assists as a senior, he had a school record 62 goals and 42 assists during his career...never played high school football...majoring in industrial education...born 3-16-73.

### 1993 McINALLY GAME-BY-GAME STATS

Date	Opponent	At	Yds	Avg	+50	-20
9/4	UNLV	DNP				
9/11	at Florida State	DNP				
9/25	Georgia Tech	DNP				
10/2	N.C. State	DNP				
10/9	at Duke	DNP				
10/16	Wake Forest	DNP				
10/23	*ETSU	6	242	40.2	1	3
10/30	*Maryland	5	179	36.0	0	2
11/6	*at North Carolina	5	163	32.6	0	1
11/13	*Virginia	1	36	36.0	0	1
11/20	*at South Carolina	3	83	27.8	0	1
12/31	*#Kentucky	3	107	35.7	0	1
Totals		23	810	35.2	1	9

### McInally Career Stats

Year	GP-GS	At	Yds	Avg	+50	-20
1993	6-6	23	810	35.2	1	9

# #73



## Dwayne Morgan

OT...6-3...300...Sr.

Griffin, GA

NE Oklahoma JC

**Morgan Fact:** First junior college transfer in Clemson history to start every game for the Tigers in his first season with the program.

**Fall 1995 Depth Chart Position:** First-team right offensive tackle

**Years Lettered:** 1994

**Years Started:** 1994


**In 1994:** Clemson's top all-star candidate in the offensive line...preseason All-ACC by **Athlon** magazine...junior college transfer who improved as the season went on and should be a leader of the Tiger offense in 1995...starter in all 11 games at a tackle position, his improvement paralleled the Clemson offense's improvement as the year went on...top offensive lineman on the team in terms of coach's grade and his 668 total plays ranked second on the entire team...four times nominated as Clemson's offensive lineman of the week...native of Griffin, GA, hometown of former Clemson All-America tackle Stacy Long...recorded team best 46 knockdown blocks and graded out a 'winner' in six games of '94.

**In 1994 Spring Practice:** Transferred to Clemson from Northeast Oklahoma Junior College for the spring semester of 1994, he moved into the starting slot at right offensive tackle with a strong showing in practice...Tiger coaches were impressed with his rapid progress, in fact Tommy West called Morgan his top offensive lineman at the end of spring practice.

**In High School and JUCO:** Member of the 1994 **SuperPrep** JUCO Top 100 team...a JC Gridwire All-American in 1993...also named MVP of his offensive team...graded at 85 percent from his coaches for the entire 1993 season...named the team's most improved player as a freshman (1992)...played at Griffin High School, alma mater of several former Tiger standouts, including TB Stacey Driver and OG Stacy Long...played in the Georgia North-South All-Star game...in Griffin's game vs. LaGrange, he was named the Player-of-the-Game...started on the offensive and defensive lines throughout his prep career...majoring in management.

**In the Strength Training Room:** Lifted a personal best 1,475 pounds in the total pounds lifted category, which includes the leg sled, the power clean, and the bench press...improved in the power clean as well.

# #7



## Lamont Pegues

TB...5-11...205...So.

Thomasville, SC

Thomasville HS

**Pegues Fact:** Just the second first-year freshman in the last 40 years to lead Clemson in rushing.

**Fall 1995 Depth Chart Position:** Starting tailback


**Years Lettered:** 1994

**In 1994:** Made a strong drive to become Clemson's leading



rusher in 1994 with 390 yards...started four of the last five games at tailback...just the second first-year freshman to lead Clemson in rushing in the last 40 years, Ronald Williams (1990) is the only other one to do it...made quite a run at the end of the season to become Clemson's leading rusher, he had 268 yards over the last three games, an average of nearly 90 yards a game...started in four out of the seven games he played in last season at tailback and each of the last three contests...finished the season fourth best on the Tigers in total offense averaging 48.8 yards per game...ended the season in third place on the all-purpose running chart when he posted a total of 403 yards and averaged 57.6 yards per game...named the ACC Rookie-of-the-Week for his performance against North Carolina when he had 20-72 and two touchdowns on hard driving runs...also had a season best three pass receptions for 17 yards in that game, giving him 89 yards in all-purpose running...scored from 16 yards out for what proved to be the clinching touchdown...had an even better game the next week against Georgia Tech...both the Exxon Tiger-of-the-Game and Hardees/Spartan Food Player-of-the-Game against Georgia Tech...had 28 carries for 136 yards versus the Yellow Jackets, the most yards rushing by a Clemson tailback for the season...named Flagstar Offensive Player-of-the-Game for his game against South

Carolina...posted 60 yards on 16 carries against the Gamecocks, including a 26-yard run that was his longest of the season...thus, he was Clemson's offensive player of the game by three different services over the last three games of the season...missed the N.C. State, Virginia, and Maryland games with a toe-turf injury...had two touchdowns, both on the ground and both against nationally-ranked North Carolina...also had a fine game in the win over Wake Forest with 9-55 on the ground...averaged a solid 4.4 yards per rush over his last four



**Lamont Pegues - TB**

games...had just 20 carries for the first seven games, then 72 in the last four contests...leading rusher on the team in the Spring scrimmages and in the Spring Game...had game best 60 yards on 14 carries in the Spring Game...idolized Walter Payton and his brother, Benny, among running backs when he was growing up...did not lose a fumble in 92 carries in 1994.

**In High School:** Ranked as the 12th best running back in the nation by **SuperPrep**...a member of the Dixie Dozen team as chosen by the **Orlando Sentinel**...rushed for 1,390 yards in 1993...ended his career with 6,232 yards, the third best rushing total in North Carolina history...started in the backfield in the annual Shrine Bowl for the Tar Heels, he scored the only TD in the 9-0 North Carolina victory...rated the number-five college pros-

pect in North Carolina on the **Charlotte Observer's** Top 25 list...member of the 1994 **SuperPrep** All-American as the 12th-best running back...member of the 1994 **SuperPrep** All-Midatlantic team...member of the All-Mid-Atlantic team by **Prep Football Report**...played his high school football for Allen Brown...born 3-23-75...majoring in criminal justice.

**In the Strength Training Room:** In his initial conditioning period with the Tigers, lifted 1,233 pounds total, 720 pounds of that was in the leg sled.


#### 1994 PEGUES GAME-BY-GAME STATS

Date	Opponent	Att.	Yds	Avg	TD	LG	Rec-Yds
9/3	Furman	8	35	4.4	0	13	0-0
9/10	N.C. State	INJ - Toe					
9/17	at Virginia	INJ - Toe					
10/1	Maryland	INJ - Toe					
10/8	at Georgia	4	19	4.8	0	15	1-(-4)
10/15	at Duke	DNP					
10/22	*at Florida State	7	13	1.9	0	13	0-0
10/29	Wake Forest	9	55	6.1	0	13	0-0
11/5	*at North Carolina	20	72	3.6	2	16	3-17
11/12	*Georgia Tech	28	136	4.9	0	19	0-0
11/19	*South Carolina	16	60	3.8	0	26	0-0
Totals		92	390	4.2	2	26	4-13

#### Pegues Career Stats

Year	GP-GS	Plays	Att.	Yds	Avg	TD	LG	Rec-Yds
1994	7-4	223	92	390	4.2	2	26	4-13

**#96**



**Tony Plantin**  
DE...6-4...250...So.  
Pendleton, SC  
Pendleton HS

**Plantin Fact:** Only first-year freshman to play on defense last year.

**Fall 1995 Depth Chart Position:** Third-team defensive end  
**Years Lettered:** 1994

**In 1994:** Participated in six games throughout his true-freshman season for a total of 54 plays...had one solo stop and totaled three tackles on the year...also got his hands on a ball to break up a pass during the Maryland game...in for the most plays of his career against Virginia...tallied two of his three tackles for the year against the Cavaliers...had three tackles in the Orange-White Game of 1995 and had 12 total tackles and two tackles for loss in the four spring scrimmages combined...made Academic Honor Roll for spring semester 1995.

**In High School:** Ranked as the 11th best defensive lineman in the nation according to Max Emfinger's (1-15-94) report...rated the 12th best player in South Carolina by **SuperPrep** and a member of the 1994 **SuperPrep** All-Midatlantic team...high school teammate of current Tiger Bernard Randolph...ranked as the south's number 11 "strong defensive end" by **The National Recruiting Advisor**...born 2-3-76...majoring in marketing.


**In the Strength Training Room:** Improved his leg sled weight by 80 pounds when he lifted 700 pounds in February...improved his vertical jump by an inch when he jumped 23.5".

#### Plantin Career Stats

Year	GP-GS	Plays	Hit	Ast	Tot	TL-Yds	Sk	PBU
1994	6-0	54	1	3	4	0-0	0	1



# #31



**Brad Pope**  
FS...5-11...173...Jr.  
Alpharetta, GA  
Milton HS


**Pope Fact:** Only walk-on in the sophomore class to earn a letter in 1994.

**Fall 1995 Depth Chart Position:** Second-team free safety  
**Years Lettered:** 1994

**In 1994:** Reliable member of special teams who made six special teams tackles, seventh highest total on the team...had two stops in the North Carolina game in Chapel Hill...appeared in all 11 games last year, he saw action in the secondary in one game...listed as second-team free safety behind All-American Brian Dankins...had a good Spring with 10 tackles in Spring Scrimmage...came on the scene in Spring Game of 1994 when he had two first quarter interceptions and returned them 35 yards.

**In High School:** Won Defensive Back of the Year at Milton High School...second in state in his category in wrestling...lettered four years in wrestling, two years in football and baseball...originally attended Penn State to wrestle in Fall of 1992, transferred to Clemson in Spring of 1993...born 9-18-74 in North Plainfield, NJ.

# #70



**Holland Postell**  
OT...6-6...290...\*Fr.  
Summerville, SC  
Summerville HS

**Postell Fact:** Ranked as the ninth-best offensive tackle in the nation his senior year of high school..

**Fall 1995 Depth Chart Position:** Third-team right offensive tackle


**In 1994:** Red-shirted the 1994 season...looks to add strength and knowledge from red-shirt season to offensive line.

**In High School:** Top 100 player nationally according to **Scholastic Coach**...first-team All-South as chosen by Sport-South...ranked as the ninth best offensive tackle in the nation by Max Emfinger's (1-15-94) report...a top 100 player by **Sporting News** in the preseason for 1993...a top 100 player according to Tom Lemming...a top 30 player in the ACC area according to **Lindy's**...a member of the Dixie Dozen team chosen by the **Orlando Sentinel**...rated as the best offensive lineman in the Atlantic region by **Bluechip Illustrated**...Postell was on the all-state team and was selected to the Shrine Bowl team...named to the all-region team four years in a row...graded over 90% for the 1993 season...member of the 1994 **SuperPrep** All-American team, he is ranked as the sixth best offensive lineman in the nation...rated the fifth best football player in South Carolina by **SuperPrep**...member of the 1994 **SuperPrep** All-Midatlantic team...member of the All-Mid-Atlantic Coast team by **Prep Football Report**...played his high school football for legendary head coach John McKissick...born 11-24-74...majoring in speech communications.

**In the Strength Training Room:** Improved on his initial strength tests as a Tiger during the winter conditioning period of '95...vertical jump went from 23" to 24"...improved to 44 sit-ups in 60 seconds...lifted a total of 1395 pounds.

1995 Clemson Football

# #27




**Raymond Priester**  
FB...6-1...220...So.  
Allendale, SC  
Allendale-Fairfax

**Priester Fact:** First Clemson first-year freshman to start at fullback since Chris Lancaster in 1985.

**Fall 1995 Depth Chart Position:** Starting fullback  
**Years Lettered:** 1994

**Years Started:** 1994

**In 1994:** Returns to his starting fullback position for 1995...ranked as the top sophomore fullback in the nation by the 1995 Sporting News preseason magazine...ranked as 9th best fullback in the nation overall...started eight of his 11 appearances last year...named Honorable Mention All-ACC by ACSWA...named the Exxon Player-of-the-Game against Maryland...carried the ball 19 times against Maryland for 88 yards and a touchdown...the touchdown was his top run of the season as he bounced off several tacklers and came out of a pile to score...showed his conditioning in that game when he carried five straight times for 42 yards as the clock expired...had 87 carries for 353 yards on the season, second best figure on the team...the most consistent of the 11 first-year freshmen who lettered...responsible for three touchdowns tied for team honors...his long run came against the nationally-ranked Duke Blue Devils when he ran 23 yards for a touchdown...totalled 62 yards on 13 carries and had one reception for nine yards in that game...ranked second on the squad in rushing behind fellow-true-freshman Lamont Pegues...had four receptions for 14 yards during the season, but he has the hands to have higher figures as a sophomore...ended the season in fifth place on total offense chart when he totaled 87 plays for 343 yards



Raymond Priester - FB

and three touchdowns and posted a 34.3 yards per game average...had a successful game against the North Carolina Tar Heels, rushing 20 times for 63 yards...had his third touchdown of the season in the last game of his freshman year when he ran in a 15-yard play to tie the score against South Carolina late in the second period...had 42 yards in six carries in the Spring Game...had 114 yards in 29 attempts in the four spring scrimmages.

**In High School:**

Rated the sixth best linebacker in the Atlantic region by **Bluechip Illustrated**...honorable mention Dixie Dozen player in South Carolina...rushed for 1,973 yards and scored 24 TDs in 1993, and rushed for 5,673 yards in his career...had 304 yards rushing in one playoff game...played for South Carolina in the Shrine Bowl...scored 71 TDs during his career...as a linebacker recorded 62 first hits and 39 assists with four intercep-



tions, one was returned for a touchdown...1994 **SuperPrep** All-Midatlantic team member and rated sixth-best player in South Carolina by **SuperPrep**... named a potential All-American by **The National Recruiting Advisor**... member of the All-Mid-Atlantic Coast team by **Prep Football Report**... selected AA all-state team... AA Back-of-the-Year by **The State**...Co-Offensive-Back-of-the-Year in Region VI...team co-captain ...four-time winner of offensive MVP at Allendale-Fairfax High... selected to the Region VI all-region team and to CSRA all-area team four years in a row... honorable mention all-state team member as a sophomore and a junior...1992-93 Athlete-of-the-Year at Allendale-Fairfax High ...gained 1023 yards as a freshman and was named his team's offensive MVP... played his high school football for Mike Doolittle, a Clemson graduate ...oldest of 10 children in his family... Priester's father, Raymond Sr., played high school football at Allendale-Fairfax...Jr. is believed to be the first Division I player from the Allendale, SC area...majoring in elementary education.

**In the Strength Training Room:** In his initial conditioning period with the Tigers, lifted a total of 1,315 pounds, 750 of which was in the leg sled...did 77 sit-ups in 60 secs and has a vertical jump of 28.5"

#### 1994 PRIESTER GAME-BY-GAME STATS

Date	Opponent	Att.	Yds	Avg	TD	LG	Rec-Yds
9/3	Furman	1	2	2.0	0	2	0-0
9/10	N.C. State	0	0	0.0	0	0	0-0
9/17	at Virginia	0	0	0.0	0	0	0-0
10/1	*Maryland	19	88	4.6	1	18	1-2
10/8	*at Georgia	9	29	3.2	0	7	0-0
10/15	*at Duke	13	62	4.8	1	23	1-9
10/22	*at Florida State	5	26	5.2	0	26	0-0
10/29	*Wake Forest	8	28	3.5	0	4	1-5
11/5	*at North Carolina	20	63	3.2	0	9	0-0
11/12	*Georgia Tech	10	30	3.0	0	7	1-(-2)
11/19	*South Carolina	2	15	7.5	1	15	0-0
Totals		87	343	3.9	3	26	4-14

#### Priester Career Stats

Year	GP-GS	Plays	Att.	Yds	Avg	TD	LG	Rec-Yds
1994	11-8	410	87	343	3.9	3	26	4-14

# #50



## Trevor Putnam

C...6-4...265... \*Sr.  
Canton, NC  
Pisgah HS

**Putnam Fact:** Strongest center at Clemson in the past 10 years with a power ratio of 6.58.

**Fall 1995 Depth Chart Position:** Starting center

**Years Lettered:** 1993, 1994

**Years Started:** 1994

**In 1994:** Dean's List student who started every game for the Tigers in 1994...showed marked improvement over the course of the year, he had played just 72 career snaps coming into the 1994 season...played 646 snaps in 1994, third highest on the Clemson offense...now has 18 career games played and 11 starts entering his senior year....majoring in industrial education, he has had a 3.5 GPA for the last year and a half...played very well against North Carolina in Clemson's win over the #12 Tar Heels in Chapel Hill, it was a special game for Putnam, a native of Canton, NC...had 38 knockdown blocks and was graded out a 'winner' in five games of the '94 season...made ACC Academic Honor Roll in 1994-95...made dean's list in fall semester 1994

and was on Academic honor roll both semesters.


**In 1993:** Played in four games as a reserve center...in for a season-high 15 snaps in the season opener with UNLV and then saw action in nine snaps the next week at Florida State...a steady performer academically, posted a 3.40 GPA in industrial education for the spring of 1993.

**In 1992:** Reserve center in 1992...in for 21 snaps, he saw action in the UT-Chattanooga and North Carolina contests...in for 15 snaps in the win over UTC...red-shirted the 1991 season as an offensive lineman...worked with the Tiger scout team in 1991...last member of the 1991 recruiting class to sign with the Tigers...he did not sign until June 21.

**In High School:** Helped Carroll Wright and his Pisgah High School team to a 10-2 ledger in 1990...averaged 13 tackles per game to lead the squad from his inside linebacker position...Pisgah advanced to the second round of the playoffs, but did win its conference championship...had his best game against Smoky Mountain in the game that decided the title when he had 19 tackles, including a touchdown saving stop...captain of the football and basketball teams his senior year...started at center in basketball his last two seasons...member of Who's Who Among American High School Students and served as president of the Spanish Honor Society...majoring in industrial education...also an active member of FCA...born 10-28-72.

**In the Strength Training Room:** Ranks third on the offensive line in leg sled pounds with 1,030, also a personal best mark for him...held the centers record with his previous personal best of 1,020 and broke it during winter conditioning of '95.

# #95



## Bernard Randolph

DE...6-2...270... \*Jr.  
Townville, SC  
Pendleton HS

**Randolph Fact:** Rated as the #1 outside linebacker in the nation his senior year of high school.

**Fall 1995 Depth Chart Position:** Third-team defensive end

**Best All-Around Game:** Had three tackles, including a tackle for loss, while in for 24 plays vs. UNC in 1993.

**Bowl Experience:** In for 12 snaps as reserve outside linebacker vs. Kentucky in the '93 Peach Bowl.

**Years Lettered:** 1993

**In 1994:** Did not play during the 1994 season due to recurring dizziness and thus has only played one of the last three years...a highlight on defense of 1995 Spring Practice in that he did not miss any time and had four tackles and a sack in the Spring Game...had 14 total tackles in the Spring from his down lineman position...strong spring could carry over into a solid 1995 season for Randolph, who is a native of nearby Pendleton, SC.

**In 1993:** Reserve outside linebacker in 1993, he moved to a down lineman's spot for '94 spring workouts...played in all 12 games during Clemson's 1993 Peach Bowl season...had his best game of the season at North Carolina, when he was in for 24 plays and had three tackles, including a two-yard tackle for loss...had a pair of tackles in the win over Virginia...in for a season-high 29 plays in the season opener with UNLV and saw action on 27 snaps the next week at Florida State.

**In 1992:** Red-shirted the 1992 season after undergoing knee surgery during the preseason...gained valuable experience working with NFL draft picks Wayne Simmons (Green Bay Packers) and Ashley Sheppard (Minnesota Vikings)...did well in spring workouts, a quarter of his tackles were behind the line of scrim-



mage.

**In High School:** Ranked as the number-one outside linebacker in the nation by Max Emfinger during his senior season at nearby Pendleton High School...a first-team prep All-American according to **Football News, Blue Chip**, Tom Lemming, Max Emfinger, and **SuperPrep**...all-state performer according to **The Greenville News** and **The State**...number-one ranked defensive player in South Carolina by many services...played in the North-South All-Star game in South Carolina, he had two sacks in the contest...during his senior year at Pendleton, he led his team in tackles with 140...had 437 career tackles, including 289 first hits...also registered 61 tackles for loss, nine sacks and 12 fumble recoveries while playing for Coach Dennis Patterson...had 147 rushes for 738 yards offensively during his career and caught 23 passes for 403 yards...two-year all-conference choice...an all-state selection in track, he won the state championship in Class AA in the discus with a throw of 151-8...Pendleton High's MVP in football and track in 1991-92...majoring in management...born 4-12-74.

**In the Strength Training Room:** Set a new personal best in the leg sled when he lifted 900 pounds...consistent on his power clean with 300 pounds...posted a personal best in the total pounds lifted category with 1,585 during '95 winter conditioning.

Randolph Career Stats						
Year	GP-GS	Plays	Hits	Ast	Tot	TL-Yds
1993	12-0	196	6	3	9	1-2

#39



**Matt Reeves**  
LB...5-11...210...Sr.  
Anderson, SC  
T.L. Hanna HS

**Reeves Fact:** Posts the top mark ever for a Tiger running back in the leg sled with a 1,050 pound mark.

**Fall 1995 Depth Chart Position:** Second-team linebacker  
**Years Lettered:** 1992, 1993, 1994

**In 1994:** Appeared in all 11 games in '94...schooled in the defensive position at rush end during his '94 season and is slated as the second-team in that position for '95...saw action on special teams where he totaled four tackles...had one tackle as a linebacker in '94, giving him five tackles for the year...returned three kickoffs for 35 yards...best was a 20-yard return...had a sack and three total tackles for the White team in the 1995 Spring Game...had 12 tackles and two sacks in the four Spring scrimmages of 1995...played just 17 snaps last year as a fullback, but has not missed a game in his Clemson career...one of just three active Tigers to play in every game over the last three years, Andre Humphrey and Carlos Curry are the others who have played 34 games heading into the 1995 season.

**In 1993:** Walkon fullback who gained a reputation with the Tiger special teams and was listed as the number-two fullback heading into prefall drills...played on special teams in every game of the '93 season, he had five special teams tackles...the starting fullback for the Orange team in the spring game, he carried the ball eight times for a gain of 13 yards.

**In 1992:** Ranked sixth on the 1992 squad in special teams tackles...had 11 special teams stops for the season...played in all 11 games of the season, he was in for two snaps versus Georgia Tech...had a season-best four tackles in the win over UT Chattanooga.

**In High School:** Attended T.L. Hanna High School in nearby Anderson, SC, where he was coached by Harold Jones, and then attended the US Air Force Academy Prep School in 1991-92...an

1995 Clemson Football


all-area, all-conference and all-state performer in high school, played in the 1991 North-South All-Star game...named the Anderson Area Touchdown Club's and the **Anderson Independent Mail's** Defensive Player-of-the-Year...helped lead his high school squad to four conference titles...majoring in secondary education-history...born 12-5-72.

**In the Strength Training Room:** Did a personal best 87 sit-ups in 60 seconds during winter conditioning...lifted a total of 1,660 pounds during the period and his vertical jump was consistent at 26".

**In the Classroom:** A member of Clemson and the ACC's honor roll for the 1994-95 academic year for his performance in secondary education and history.

Reeves Career Stats					
Year	GP-GS	Hit	Ast	Tot	KR-Yds
1992	11-0	7	4	11	0-0
1993	12-0	2	3	5	0-0
1994	11-0	1	0	1	3-35
Total	34-0	10	7	17	3-35

#75




**Glenn Rountree**  
OG...6-3...285...\*So.  
Suffolk, VA  
Nansemond-Suffolk

**Rountree Fact:** First freshman offensive guard to start every game for the Tigers since Eric Harmon in 1987.

**Fall 1995 Depth Chart Position:** First-team right offensive guard  
**Years Lettered:** 1994

**Years Started:** 1994

**In 1994:** Started every game at offensive guard in 1994, he is one of just six freshmen to do that on the offensive line for the Tigers since the 1980 season...made steady progress throughout the season and will be an All-ACC candidate down the road for the



Glenn Rountree - OG

Tigers...had his best game against Georgia Tech when he was a key to Clemson's season high 283 yards rushing...time and again broke holes in that game for Lamont Pegues and Nealon Greene, who both gained over 100 yards in that contest...garnered 41 knock-down blocks and had a successful season, grading out six games as a 'winner' in '94...made academic honor roll in spring semester 1995.

**In 1993:** Red-shirted the '93 season at defensive line, he moved to

offense for spring workouts and is listed as the Tigers' starting right guard heading into the fall.


**In High School:** The only two-way first-team all-state selection in Virginia in 1991 for Nansemond-Suffolk Academy...won honors as an offensive and defensive tackle...also served as punter and placekicker and was a key reason Nansemond-Suffolk won the state championship in 1991...had 18.5 sacks during his high



school career as a three-year starter, the second-highest figure in school history... had 110 tackles and eight sacks as a senior...lead blocker for the offense that gained over 2,500 yards rushing ...attended Air Force Prep school in Colorado Springs, CO, in 1992 where he was a starting defensive tackle ...majoring in agronomy ...born 11-24-73.

**In the Strength Training Room:** Lifted 980 pounds on the leg sled, a personal best, during '95 conditioning...totaled 1,695 pounds lifted, a personal best as well...accomplished 70 sit-ups in 60 seconds during winter conditioning.

#3



**Patrick Sapp**  
OLB...6-4...250...Sr.  
Jacksonville, FL  
Raines HS

**Sapp Fact:** One of just two players in Clemson history to have at least four 200-yard passing games in his Clemson career.

**Best All-Around Game:** Connected on 10 of 14 passes (.714) for 194 yards and two touchdowns versus UNLV in 1993. His passing efficiency mark of 235 ranks sixth in Clemson history for a single game.

**Career Bests:** **Rush Att.** - 17 vs. Duke '93; **Rush Yds** - 65 vs. N.C. State '93; **Pass Att.** - 55 vs. Maryland, '92; **Pass. Comp.** - 25 vs. Maryland, '92; **Pass Yds** - 273 vs. Maryland, '92; **Plays** - 64 vs. Maryland, '92; **Tot. Off.** - 278 yds. vs. Maryland, '92; **Pass. Pct.** - .714 vs. UNLV '93; **Pass. Efficiency** - 235.0 vs. UNLV '93  
**Long Plays:** **Rush** - 35 yds. vs. Wake Forest, '92; **Pass** - 77 yds. vs. UTC, '92

**Fall 1995 Depth Chart Position:** First-team bandit end (outside linebacker)

**Bowl Experience:** Came in off the bench to play 26 plays in the '93 Peach Bowl, he threw the winning touchdown to WR Terry Smith with :20 left in the contest. Passed 5-9 for 109 yards and was 4-10 rushing.

**Years as a Starter:** 1993

**Years Lettered:** 1992, 1993, 1994

**In 1994:** Tiger who has been off and on starter at quarterback the last three years who is listed as first team outside linebacker heading into the Fall of 1995...surprised some with his aggressive play at outside linebacker, he had seven tackles, including a sack in the 1995 Spring Game...had a team best four sacks in the four scrimmages, he also had two caused fumbles and 18 total tackles...had some success at quarterback over the last three years throwing for over 2,000 yards...he ranks ninth on Clemson's all-time passing yardage list with 2278 yards...one of only two quarterbacks in Clemson history to have at least four 200-yard passing games as a Tiger...played the first half of the 1994 season as the starting quarterback for the Tigers...lost the starting job to true freshman Nealon Greene mid-way through the year...appeared in seven games last season, started in three of them...Clemson was 1-2 with Sapp as the starter in 1994... responsible for two touchdowns and threw three interceptions...finished the season second in total offense with 113 plays and 451 yards, two touchdowns, an average of 75.2 yards per game...quarterbacked Clemson to victory over Furman, he hit 7-12 passes for 106 yards and a touchdown...second in Clemson history in interception avoidance, he has just 10 interceptions in 365 career passes...walked-on to the 1994-95 Clemson basketball squad as a forward...appeared in four basketball games before the start of spring football practice...played nine minutes in those games and did not score, but did have a rebound...played in just one ACC

game, at North Carolina.

**In 1993:** The Tigers' starting quarterback in seven contests in '93, despite battling a painful shoulder injury...made considerable improvement in 1993, he increased his passing efficiency from 88 to 118 and his completion percentage from 41 to 49 percent... led the team in passing with 1084 yards...passed for more than 100 yards 11 times in his career, five times in 1993...opened the season with a 10-14 performance for a gain of 194 yards versus UNLV, that .714 completion percentage was the best of his career...had a passing efficiency mark of 235 for that contest, sixth best in Clemson history for a single game given a minimum of 10 attempts...had 188 yards passing in the first half against Florida State, he ended the day with a season high 223 yards passing against the nation's top team...saved the best for last as far as dramatic plays are concerned, he came in off the bench to lead the Tigers to victory in the Peach Bowl versus Kentucky...was five for nine in the passing department for a gain of 109 yards, including a 21-yard touchdown strike to Terry Smith to give Clemson a one-point victory with 20 seconds remaining in the game...the team leader in total offense with 1151 yards, a 114.67 yards per game average... ranked 10th in the Atlantic Coast Conference in that category last season.

**In 1992:** The biggest quarterback to start a game for Clemson at 6-4, 241 pounds that year...started the last four games of the season, he played every offensive snap in the Wake Forest, Maryland and South Carolina contests...led the team in total offense, he averaged 149.8 yards a game and 201.3 yards in the games in which he was the starting signal caller...had his best game in terms of total offense at Maryland, when he passed for

273 yards on a 25-55 performance and rushed for five more yards...his 64 plays of total offense in that contest set a Clemson record, the previous high was 57 plays set by Rodney Williams against N.C. State in 1987...his 55 pass attempts in that contest also broke a record Williams set in that game...tied a single game record for completions with 25, equalling the total set by Tommy Kendrick versus Florida State in 1970...his 273 yards pass-



Patrick Sapp - OLB

ing ranks third in Clemson history for a single game and his 278 yards in total offense was just 10 yards shy of the Clemson freshman record set by Willie Jordan in 1975...had 750 yards passing for the season, the second-best mark ever for a Clemson freshman (Rodney Williams passed for 772 yards in 1985), while his 899 yards in total offense is tied for fourth on the freshman records list...named the ACC Rookie-of-the-Week for his performance in the Tigers' win over North Carolina, he passed for 205 yards and two TDs and his .565 completion percentage was his best of the season...also named the Exxon Tiger-of-the-Game



and the state Freshman-of-the-Week for that contest.

**In High School:** A SuperPrep and Max Emfinger All-American at Raines High School, where he played for Coach Freddie Stephens...was ranked as the fifth-best running/passing QB in the nation by Emfinger...a member of the Florida Super 24...4A all-state selection...Jacksonville All-City choice and the MVP of his Raines High...named to the Florida Shrine Bowl team and played in the Florida-Georgia All-Star game...a wishbone quarterback who rushed for 602 yards and 12 TDs...also successful as a passer, he threw for 992 yards and 14 touchdown passes as a senior...the MVP of the 3A state basketball tournament in 1991, he averaged 16 points and 12 rebounds per game on the hardcourt in 1992...high school teammate of Tiger DB Brian Dawkins...majoring in liberal arts...born 5-11-73.

**In the Strength Training Room:** Has the strength to go along with his size, he has set all-time best for a Tiger quarterback in three categories...has a 355-pound bench press mark and has also set Clemson QB records in the leg sled (840 lbs.) and power clean (309 lbs.)...that power clean mark ranked 11th on the '94 squad...has a 32-inch vertical jump...also one of the speedier members of the '95 squad with a 4.59 clocking in the 40-yard dash.

#### Sapp Career Stats


##### Passing

Year	GP-GS	Cm-At	I	Yds	TD	PCT.	Eff	LG
1992	6-4	60-144	3	750	3	.417	88.1	77
1993	10-7	66-133	4	1084	4	.496	122.0	57
1994	7-3	39-88	3	444	2	.443	87.4	41
Totals	23-14	165-365	10	2278	9	.451	99.6	77

##### Rushing

Year	Att	Yds	Avg.	TD	LG	Plays	Off.	Yd/G	Yd/P
1992	50	149	3.0	1	35	194	899	149.8	4.6
1993	69	67	0.9	0	34	202	1151	115.1	5.7
1994	25	7	0.3	0	23	113	451	75.2	4.0
Totals	144	223	1.6	1	35	509	2501	108.7	4.9

# #17



## Jeff Sauve

PK...6-0...194...\*Sr.  
Mechanicsburg, PA  
Cumberland Valley HS

**Sauve Fact:** Only athlete on the Clemson campus who already has seven varsity letters entering the 1995-96 academic year.

**Fall 1995 Depth Chart Position:** First-team placekicker  
**Years Lettered:** 1991, 1992, 1994

**In 1994:** Should be Clemson's number-one place kicker this year, a position he has been waiting for four years...has served behind All-American Nelson Welch since 1991...has been the team's top kickoff man for three years, however, he has 112 kickoffs and 23 have been touchbacks or to the goal line in his career...had 12 of his 31 kickoffs last year to reach the goal line or touchbacks...forced the opposition to start inside the 21 on 10 occasions last year and 25 times in his career...has just one career point, he has missed his only career field goal attempt...outstanding leader who was co-captain of Clemson's 1995 baseball team that advanced to the College World Series.

**In 1993:** Red-shirted the '93 season so he would have one year as Clemson's top kicker...he entered Clemson in the same class as Nelson Welch.

**In 1992:** The Tigers' top kickoff man in 1992, he had 38 attempts, three were touchbacks and four more reached the opponent's goalline...opponents averaged only 18.7 yards a return in 1992 against Sauve's kickoffs.

**In 1991:** Kicked off for the Tigers in 10 games...had 43 kickoff attempts in 1992, opponents' average return was 18.4 yards, his career low for a season...two of his kickoffs were touchbacks and and three were downed at the opponent's goalline...scored one point, he was 1-1 on PATs versus Temple.

**In Baseball:** A key to Clemson's success on the diamond the last four years, he was a co-captain of Clemson's 1995 College World Series team...a long reliever in 1992, 1994 and 1995, he was a starter in 1993...had a career record of 18-7, including a perfect 5-0 in 1995...Tigers reached the NCAA Tournament all four years Sauve was on the Clemson baseball team...outstanding pitcher in NCAA tournament play over his career, he pitched 19 innings and had a 2.37 ERA in his seven games of work...pitched against Stanford in the College World Series...got the win against Alabama in the championship game of the East Regional, the game that sent Clemson to the CWS...pitched four innings and did not give up a run in the 1995 East Regional...fourth in Clemson history in career appearances with 73...earned wins in 1995 over Old Dominion, Georgia, Georgia Tech, North Carolina (ACC Tournament) and Alabama...drafted in the 11th round by the Boston Red Sox last June, he played in their minor league organization this past summer...beat Florida State on May 8, 1994 with masterful relief effort, he struck out 7 in 4 1/3 innings...posted a 6-2 record

#### 1992 SAPP GAME-BY-GAME STATS

Date	Opponent	PI	Cm-Att-Yds-I-TD	Pct.	Att-Yds-TD	PI-Yds
9/5	Ball St.		Did Not Play			
9/12	Florida St.		Did Not Play			
9/26	at Ga Tech		Did Not Play			
10/3	UTC	6	1-2-77-0-1	.500	0-0-0	2-77
10/10	at Virginia		Did Not Play			
10/17	Duke		Did Not Play			
10/24	at N.C. St.	45	2-14-11-0-0	.143	7-6-0	21-17
10/31	*at W. Forest	85	15-28-158-1-0	.536	15-53-0	43-211
11/7	*N. Carolina	84	13-23-205-1-2	.565	10-22-0	33-227
11/14	*at Maryland	101	25-55-273-1-0	.454	9-5-1	64-278
11/21	*S. Carolina	64	4-22-26-0-0	.182	9-63-0	31-89
Totals		385	60-144-750-3-3	.417	50-149-1	194-899

#### 1993 SAPP GAME-BY-GAME STATS

Date	Opponent	PL	Cm-At-Yds-I-TD	LG	Pct.	At-Yd-TD	Tot. Off PI-Yd
9/4	*UNLV	35	10-14-194-0-2	47	.714	3-(-3)-0	17-191
9/11	*at Fla. State	66	15-30-223-1-0	52	.500	7-2-0	37-225
9/25	*Ga. Tech	46	1-10-14-0-0	14	.100	6-0-0	16-14
10/2	*N.C. State	68	5-12-104-1-1	43	.417	10-65-0	22-169
10/9	*at Duke	48	4-8-71-0-0	45	.500	17-(-16)-0	25-55
10/16	Wake Forest	34	8-13-78-0-0	20	.615	6-29-0	19-107
10/23	ETSU		Did Not Play - Injured				
10/30	Maryland	36	5-9-134-0-0	52	.555	2-7-0	11-141
11/6	*at N. Carolina	52	12-26-150-1-0	30	.461	12-(-24)-0	38-126
11/13	*Virginia	9	1-2-7-0-0	7	.500	2-(-3)-0	4-4
11/20	at S. Carolina		Did Not Play				
12/31	Kentucky	26	5-9-109-1-1	57	.556	4-10-0	13-119
Totals		420	66-133-1084-4-4	57	.496	69-67-0	202-1151

#### 1994 SAPP GAME-BY-GAME STATS

Date	Opponent	Cmp-Att-Yds-I-TD	LG	Pct.	At-Yd-TD	PI-Yd
9/3	*Furman	7-12-106-0-1	31	.583	8-8-0	20-114
9/10	*NC State	19-38-158-1-1	16	.500	4-(-5)-0	23-153
9/17	*at Virginia	7-23-107-1-0	41	.304	7-22-0	42-129
10/1	Maryland	DNP				
10/8	at Georgia	DNP				
10/15	at Duke	DNP				
10/22	at Florida State	1-6-28-0-0	28	.167	6-(-18)-0	12-10
10/29	Wake Forest	5-9-45-0-0	19	.556	0-0-0	9-45
11/5	at North Carolina	DNP				
11/12	Georgia Tech	0-0-0-0-0	0	.000	0-0-0	0-0
11/19	South Carolina	0-0-0-0-0	0	.000	0-0-0	0-0
Totals		39-88-444-2-2	41	.443	25-7-0	113-451



with a 2.73 ERA...fifth on the team in ERA...had a SO/K ratio of 3.18 (54-17), best mark on the staff...posted a 3-0 record with a 1.14 ERA against ACC Schools...appeared in 22 games, second highest by a Clemson pitcher in 1994...posted a 6-5 record in 1993, his best outing of 1993 came on March 7 versus Wake Forest, when he started and went 8-1/3 innings, allowing only four hits and three runs to earn the victory...had a save in his first relief appearance of the season versus Rutgers in Knoxville, TN, at the Mideast Regional...in 1992, saw action in 11 games and 20-1/3 innings...the winning pitcher in Clemson's win over North Carolina in Chapel Hill on April 5, 1992, the day before he was the starting placekicker for the winning Orange team at the spring football game, connecting on a 31-yard field goal...defeated #3 ranked N.C. State in Raleigh on April 9, 1993.

**In High School:** A multi-sport athlete who was successful on 100 PATs in his high school career, he played at Cumberland Valley High School for Coach Tim Rimpfel...had 27 career field goals, including a best of 51 yards...first-team all-state in 1990...third-team all-state in 1989...kicked in the Big 33 All-Star game in the summer of 1991...80 percent of his kickoffs reached at least the five-yard line...also played tailback as a senior and rushed for 882 yards and 15 TDs and passed for 261 yards...as an outside linebacker, had 45 tackles, three interceptions, and one recovered fumble...a **Sunday Patriot News** first-team all-area in 1990 and 1989, and a second-team choice in 1988...that publication also chose him as the area's offensive Player-of-the-Year in 1990...a three-time selection for the Midstate team in Pennsylvania...the Mid-Penn first-team kicker and running back and a second-team choice at linebacker...a management major...born 6-27-73.

**In the Strength Training Room:** Holds the all-time Clemson records for a kicker or punter in several strength categories...bench presses 370 pounds, pushes 760 pounds on the leg sled and has a power clean mark of 285 pounds, those are the best marks ever for a Clemson kicker.

**In the Classroom:** Has done an outstanding job in the classroom while competing in two varsity sports, he posted a 3.14 grade point average in his management major of the fall semester of 1994...member of ACC Academic Honor roll in 1993-94.

#### SAUVE FOOTBALL CAREER STATS


Year	GP-GS	KO	TB	GL	OB	Ret	Avg. Ret	Avg. Starts	-21	FG-A
1991	10-0	43	2	3	3	37-680	18.4	30.2	3	0-0
1992	11-0	38	3	3	4	31-579	18.7	25.0	12	0-1
1994	11-0	31	5	7	0	27-757	28.0	31.0	10	0-0
Total	32-0	112	10	13	7	95-2016	21.2	28.0	25	0-1

Note: 1-1 on PATs in 1991

#### SAUVE CAREER BASEBALL STATS

Year	G	GS	CG	SV	IP	H	R	ER	ERA	SO	BB	W-L	Pct.
1992	11	0	0	0	20.1	19	13	11	4.93	19	9	1-0	1.000
1993	17	15	0	1	85.0	98	56	45	4.76	43	27	6-5	.545
1994	22	1	0	0	52.2	39	19	16	2.73	54	17	6-2	.750
1995	23	0	0	1	46.2	45	27	21	4.05	38	20	5-0	1.000
Total	73	16	0	2	204.2	201	115	93	4.09	154	73	18-7	.720

# #99



## Lamarick Simpson

DE...6-2...280...Sr.

Rock Hill, SC

Rock Hill HS

**Simpson Fact:** One of only four Tiger defensive linemen to record a dozen tackles in a game over the last 10 years.

**Fall 1995 Depth Chart Position:** First-team left tackle

**Best All-Around Game:** Had a dozen tackles, including a tackle for loss, and had two quarterback pressures in the 1993 win over South Carolina

**Career Bests:** Tackles - 12 vs. S. Carolina '93; TFL - 1 vs. 4 teams, '93; PBUs - 1 vs. Duke '93; QP - 4 vs. Wake Forest '93

**Bowl Experience:** In for 45 plays as a starter in the '93 Peach Bowl, he had four tackles and two quarterback pressures.

**Years as a Starter:** 1993, 1994

**Years Lettered:** 1992, 1993, 1994

**In 1994:** Finished his junior season seventh on the team in tackles when he posted 44 total stops...started nine of 10 games he played in...did not appear in the first game of the season against Furman due to injury...looks to be one of the top returning defensive ends with his experience level this year...had his most successful game in tackles against Georgia when he posted seven stops, three of them solo...saw the most action of his season when he was in for 59 plays against the Virginia Cavaliers...outstanding defender in terms of run support, he is a prime reason Clemson ranked in the top 15 in the nation in rushing defense last year...one of four players who caused two fumbles during the season...his two came against Duke and Georgia...led the team fumble recoveries when he grabbed the loose ball in three games...fourth on the team in quarterback pressures when he totaled nine on the year...had one pressure in at least seven games last season...had six stops against N.C. State and six at Virginia when helped hold the Cavs to a season low nine points...veteran of 33 games and he has started 21 of the last 23 over two years...veteran of over 1000 plays from scrimmage and he has 124 total tackles...involved in seven fumbles in his career, high total on the Clemson team...had a good spring, he had six tackles in the 1995 Spring Game and had 17 tackles for the four scrimmages combined.

**In 1993:** The eighth-leading tackler on the 1993 Tiger defense, he tallied 67 stops for the season...ranked second on the team in quarterback pressures with 20...closed out the regular season with his top performance of the year, he tied for the team lead in tackles in the win at South Carolina with a dozen stops, one was a tackle for loss...became only the third Clemson defensive lineman to register a dozen tackles in a game since 1985, the only others two to do it are Michael Dean Perry (1987) and Rob Bodine (1991), Brentson Buckner accomplished the feat in the Peach Bowl win over Kentucky...Perry and Bodine became Clemson All-Americans and Buckner was second-round draft choice and started for the Pittsburgh Steelers last year...also broke up a pair of Gamecock passes in the USC contest...averaged a stop every 3.5 plays versus the Gamecocks, he was named the ACC Defensive Lineman-of-the-Week for that performance...also had a fine performance at North Carolina, tallying nine stops, breaking up two passes and blocking a Tar Heel kick, he was one of only three Tigers to block a kick all season...had 27 tackles over the last three games of the regular season.

**In 1992:** Saw action in every game of the 1992 season, he was in for 138 total plays...one of only three true freshmen to see action from scrimmage in every game of 1992...his play total ranked fourth among true freshmen on defense...in for a season-high of





**Lamarick Simpson - DE**

33 plays in the win over UT Chattanooga he also had a season-high three tackles in that contest, all were first hits or solo stops... also caused a f u m b l e against the Moccasins... has a knack for getting into the offensive backfield, he ranked fifth on the team in quarterback pressures with five, all of the players who

ranked ahead of him in that category were starters in 1992.

**In High School:** Signed with Clemson in 1991 but attended Hargrave Military Prep School...highly rated defender who was rated as one of the three best defensive players in the Mid-Atlantic region in 1990 by Max Emfinger...Emfinger also rated him as one of the three best players in South Carolina, and the nation's ninth-best defensive end in 1990...as a senior at Rock Hill High School, had over 100 tackles and 12 quarterback sacks...a standout performer in the 1990 Shrine Bowl...played for Coach Jim Ringer...one of the top 50 recruits in the ACC area in 1990 according to **Lindy's...** **SuperPrep** rated him 35th in the Mid-Atlantic region...a preseason All-Midatlantic first-teamer and the region's number-one player in 1990...as a junior in high school, recorded 103 tackles, including 55 solos and 11 sacks...majoring in sociology...born 10-19-73.

**In the Strength Training Room:** Broke his own defensive ends record in the leg sled after lifting 1,000 pounds during '95 conditioning, this is 40 pounds more than his previous record...also lifted 335 pounds in the power clean, another personal best for him...lifted a total of 1,745 pounds, 40 pounds more than the best mark of his career...improved his sit-ups by 10 when he completed 75 in 60 seconds.

#### SIMPSON 1992 GAME-BY-GAME STATS

Date	Opponent	PL	Hit	Ast	Tot	QP	CF-RF
9/5	Ball State	22	0	2	2	1	
9/12	Florida State	9	1	1	2		
9/26	at Georgia Tech	5	0	1	1		
10/3	UT-Chattanooga	33	3	0	3		1-0
10/10	at Virginia	12	0	1	1	1	
10/17	Duke	13	0	0	0	1	
10/24	at N.C. State	2	0	0	0		
10/31	at Wake Forest	8	0	0	0	1	
11/7	North Carolina	6	0	1	1	1	
11/14	at Maryland	22	0	1	1		
11/21	South Carolina	6	1	1	2		
TOTALS		138	5	8	13	5	1-0

#### SIMPSON 1993 GAME-BY-GAME STATS

Date	Opponent	PL	Hit	Ast	Tot	TI-Yd	Sk-Yd	PBU	QP
9/4	UNLV	40	1	2	3				2
9/11	*at Fla. State	43	2	2	4	1-3			
9/25	*Ga. Tech	43	3	3	6	1-10	1-10		
10/2	*N.C. State	53	2	2	4				3
10/9	*at Duke	47	1	2	3			1	
10/16	*Wake Forest	47	3	5	8				4
10/23	*ETSU	29	1	3	4	1-4			2
10/30	*Maryland	42	1	3	4				2
11/6	*at N. Carolina	60	2	7	9				2
11/13	*Virginia	37	2	4	6				1
11/20	*at S. Carolina	42	9	3	12	1-1			2
12/31	*#Kentucky	45	2	2	4				2
Totals		528	29	38	67	4-18	1-10	1	20

# - at Peach Bowl; Note - 1 blocked kick vs. North Carolina


#### 1994 SIMPSON GAME-BY-GAME STATS

Date	Opponent	PL	Hit	Ast	Tot	TI-Yd	Sk-Yd	PBU
9/3	Furman	DNP	—	INJ				
9/10	*NC State	48	3	3	6			
9/18	*at Virginia	59	2	2	4			
10/1	*Maryland	32	2	4	6	1-3	.5-3	
10/8	*at Georgia	46	3	4	7	1-2		
10/15	at Duke	37	3	1	4			
10/22	*at Florida State	49	2	2	4			
10/29	*Wake Forest	30	1	3	4			
11/5	*at N. Carolina	34	1	2	3			
11/12	*Georgia Tech	43	1	1	2			1
11/19	*South Carolina	43	1	3	4	1-1		
Totals		421	19	25	44	3-6	.5-3	1

#### Simpson Career Stats

Year	GP-GS	PL	Hits	Ast	Tot	TL-Yd	Sack	PBU	QP	CF-RF
1992	11-0	138	5	8	13	0-0	0-0	0	5	1-0
1993	12-11	528	29	38	67	4-18	1-10	1	20	1-0
1994	10-9	421	19	25	44	3-6	.5-3	1	9	2-3
Totals	33-20	1087	53	71	124	7-24	1.5-13	2	34	4-3

**#18**



**Emory Smith**  
FB...6-0...245... \*Jr.  
Pensacola, FL  
Escambia HS

**Smith Fact:** The Offensive MVP of the '93 Peach Bowl at the Georgia Dome, less than a month later, his brother Emmitt won Super Bowl MVP honors in that same facility.

**Fall 1995 Depth Chart Position:** Second-team fullback

**Best All-Around Game:** Gained 113 yards on 18 carries in the win over Virginia in 1993

**Career Bests:** Rushing Yards - 113 vs. Virginia '93; Receiving Yards - 57 vs. Kentucky '93

**Bowl Experience:** The offensive MVP of the '93 Peach Bowl, he was in for 45 snaps as the starting fullback, rushed 8-45 and caught a 57-yard pass.

**Years as a Starter:** 1993

**Years Lettered:** 1993, 1994

**In 1994:** Started two games at his fullback position in '94, but appeared in all 11 games...carried the ball 44 times for 145 yards and garnered three touchdowns in the process...ranked eighth on the team in total offense with 145 yards and an average of 3.3 yards per play...tied for second on the team with Raymond Priester in scoring with 18 points...tied for the team lead in touchdowns with three...had his best game of the year in the season opener against Furman when he had 59 yards and scored two touchdowns in just 10 rushing attempts...had a solid game in the win over Wake Forest when he scored late touchdown and had nine carries for 28 yards...carried the ball just 10 times between game 2 and game six...had six carries for 16 yards in the Spring Game of 1995.

**In 1993:** The Tigers' starting fullback in eight games last season,



he ended the season with his top three performances...named the Offensive MVP in the Peach Bowl win over Kentucky, he gained 45 yards on eight carries and scored one of two Tiger touchdowns in that one-point Clemson win...also set up the winning touchdown in that game when he caught a screen pass from Patrick Sapp and rumbled 57 yards...one of two Smiths to win MVP honors in the Georgia Dome within a month's span, his brother Emmitt was named the MVP of the Super Bowl for the Dallas Cowboys...Emmitt was on the Clemson sidelines to see his brother play at Florida State in 1993...led the team in rushing in the win at South Carolina, gaining 84 yards on 15 carries...named the Exxon Tiger-of-the-Game and the ACC Rookie-of-the-Week for that performance...led all running backs in rushing in the win over Virginia with 113 yards, he had runs of over 40 yards in each of the last two games of the regular season, then the 57-yard reception in the Peach Bowl...had 242 of his 387 rushing yards in the last three games of the season...also did a fine job blocking versus UVA, tallying season-high seven knockdown blocks...averaged over four yards per carry for 1993, he was the Tigers' second-leading rusher for the season...in for a season-high 59 snaps in the win over Georgia Tech he had five knockdown blocks in that contest.

**In 1992:** Red-shirted the 1992 season at fullback, but earned experience in preseason workouts...the Tiger coaches wanted to have him ready to play due to Rudy Harris's three-game suspension and Howard Hall's injuries...the Tigers' third-leading rusher in 1993 spring workouts, he gained 169 yards on 30 carries for the five spring scrimmages...also scored three touchdowns for the spring.

**In High School:** Ranked as the seventh-best fullback in the nation by Max Emfinger...a first-team all-state selection in Florida at the linebacker position...averaged 10 tackles per game, while rushing for 1,001 yards and 13 touchdowns as a senior at Escambia High School where he was coached by Dwight Thomas...named the Pensacola (FL) area's defensive Player-of-the-Year...chosen to play in the Florida-Georgia all-star game...majoring in marketing...born 5-21-74.

**In the Strength Training Room:** Consistent in the power clean with his 300 pound mark, made again in '95 conditioning...improved his vertical jump by an inch over the last conditioning period when he jumped 31"...also improved on his sit-ups when he did 78 in 60 seconds.

#### 1993 SMITH GAME-BY-GAME STATS

Date	Opponent	PL	Att.	Yds	Avg.	TD	LG	KD	Rec-Yd
9/4	*UNLV	39	8	25	3.1	0	10	4	0-0
9/11	*at Fla. State	47	7	11	1.6	0	11	3	0-0
9/25	*Ga. Tech	59	6	14	2.3	0	4	5	0-0
10/2	*N.C. State	56	10	42	4.2	0	15	0	0-0
10/9	*at Duke	41	4	7	1.7	1	4	3	0-0
10/16	Wake Forest	40	8	25	3.1	0	7	4	1-(-3)
10/23	ETSU	13	3	14	4.7	0	9	1	1-6
10/30	Maryland	18	0	0	0.0	0	0	1	0-0
11/6	at N. Carolina	39	2	7	3.5	0	6	3	1-14
11/13	*Virginia	56	18	113	6.3	0	42	7	0-0
11/20	*at S. Carolina	42	15	84	5.6	0	41	5	0-0
12/31	*#Kentucky	45	8	45	5.6	1	18	4	1-57
Totals		495	89	387	4.3	2	42	40	4-74

# - at Peach Bowl


#### 1994 SMITH GAME-BY-GAME STATS

Date	Opponent	Att.	Yds	Avg.	TD	LG	Rec-Yd
9/3	*Furman	10	59	5.9	2	12	
9/10	*N.C. State	3	5	1.7	0	3	2-16
9/17	at Virginia	4	5	1.3	0	4	
10/1	Maryland	Special Teams					
10/8	at Georgia	Special Teams					
10/15	at Duke	3	9	3.0	0	5	
10/22	at Florida State	7	22	3.14	0	7	
10/29	Wake Forest	9	28	3.1	1	10	1-2
11/5	at North Carolina	4	7	1.8	0	5	
11/12	Georgia Tech	4	10	2.5	0	3	
11/19	South Carolina	Special Teams					
Totals		44	145	3.3	3	12	3-18

#### Smith Career Stats

Year	GP-GS	Plays	Att	Yds	Avg	TD	LG	KD	Rec-Yds
1993	12-8	495	89	387	4.3	2	42	40	4-74
1994	11-2	285	44	145	3.3	3	12	15	3-18
Totals	23-11	780	133	542	4.1	5	42	55	7-92

# #11



**Louis Solomon**  
QB...5-10...168...\*Gr.  
Somerset, NJ  
Franklin HS

**Solomon Fact:** Clemson's MVP on Offense in 1994.

**Best All-Around Game:** Completed 5-14 passes for 88 yards to lead the Tigers to victory over Virginia in 1992. He also rushed for 116 yards on 16 carries and a touchdown in that contest.

**Career Bests:** Rush Att. - 16 vs. Virginia, '92; Rush Yds. - 116 vs. Virginia, '92; Rush TDs - 1 vs. Virginia, '92; Pass Att. - 14 vs. Virginia, '92; Pass Comp. - 5 vs. Virginia, '92; Pass. Yds - 88 vs. Virginia, '92; Plays - 30 vs. Virginia, '92; Tot. Off - 204 yds. vs. Virginia, '92; Pass. Pct. - .600 vs. UTC, '92;

Pass Efficiency - 268.8 vs. Georgia Tech '93

Long Plays: Rush - 64 yds. vs. Virginia, '92; Pass - 45 yds. vs. Virginia, '92

Fall 1995 Depth Chart Position: Second-team quarterback

Years Lettered: 1992, 1993

**In 1994:** Dean's List quarterback who will be a graduate student during the 1995 season...Returns for his final season vying for the starting quarterback spot, he has started at least one game each of the last three years...saw action in eight games last season and had three starts...saw the first start of his season against the Maryland Terrapins, and Clemson came away with the win...that game marked the first time in Solomon's career that he had played every snap over the course of a game...had only his third start of the season when he was named the Exxon Tiger-of-the-Game, named the Hardees/Spartan Foods Player-of-the-Game award, and won the Army ROTC Take No Prisoners Award for his outstanding play against the Wake Forest Demon Deacons at the Tigers' homecoming game...had a long 54 yard run against Wake Forest when he set a Clemson record for rushing yards by a Clemson quarterback with 159, he did it in just three quarters...broke record of 140 held by current N.C. State coach Mike O'Cain, who had 140, ironically, against N.C. State in 1976...awarded the JP/Exxon Community Spirit Award for his contributions to the Clemson community...finished the season third in passing after completing 16 of 42 passes for 115 yards...in rushing, was third on the team with 320 yards and one touchdown...averaged 4.8 yards per carry in his rush attempts for the Tigers, best on the Clemson team....finished out the season third in total offense with 109 plays for 435 yards...Clemson was 2-1 when he started at quarterback in 1994 and the Tigers are 3-2 in his career when he is the starter...has three career 100-yard rushing games and has 710 career rushing yards, among the top five in Clemson history for a quarterback...only quarterback in Clemson history to register consecutive 100-yard rushing games...missed the 1995 Spring Game due to the death of a grandfather, he was a fine 30-51 for 194 yards in the three scrimmages he worked....recipient of Arthur Ashe Award this past May...Solomon was one of 450 men and women representing 24 college sports to receive the honor presented by Black Issues in



Higher Education Magazine...award is given to those who "have achieved with distinction in respect to athletic endeavors and in the classroom."

**In 1993:** One of four starting signal callers for the Tigers in 1993, he missed most of the season with a ligament injury in his foot...the second-team signal caller in the first three games of the season, he helped lead Clemson to the key win over Georgia Tech, when he came in off the bench and led the Tigers to both touchdowns in that 16-13 victory...connected with wide receiver Terry Smith for a 36-yard score, then drove the team to a rushing touchdown that put them ahead, he carried the two-point conversion in himself...overall, he was 3-4 for 53 yards and a TD...missed the next week's game with N.C. State due to the foot injury and was in for only nine plays at Duke before earning the starting nod for the Wake Forest contest...missed five of the last six games of the season with the foot injury.

**In 1992:** Quick-footed quarterback who led the Tigers to three back-to-back wins at mid-season before his season ended with a knee injury...Clemson was 3-0 in games he played in 1992...did not play in the first three games of the season, but came in off the bench versus UTC and Virginia to lead the Tigers to victory...quarterbacked Clemson for 27 possessions in 1992, the Tigers scored on 13 of them, 11 TDs and two field goals...just the second QB in the last 11 years to pick up 100+ yards rushing in a game, he went over the century mark versus Virginia and Duke...only one other QB (DeChane Cameron) since the days of Homer Jordan had gone over the 100 yards in terms of rushing...in for 64 plays in the Virginia contest, he came on in the first half when Richard Moncrief left the game with an injury...led the Tigers back from a 28-0 deficit, Clemson's first score of the game came late in the second quarter when Solomon kept the ball on an option play and ran 64-yards for a touchdown...that was the second-longest TD run ever by a Tiger QB, only a 75-yard run by Steve Fuller in 1978 was longer...gained 204 yards in total offense in that contest with a season-high totals of 116 yards rushing and 88 yards passing...named the ACC Offensive Back-of-the-Week for his performance against the Cavaliers, he also was named the Exxon Tiger-of-the-Game...had his first career start versus Duke, he was in for 45 plays and led the Tigers in rushing with 104 yards...injured his knee in the fourth quarter of that contest and did not see action the rest of the season...led the team in total offense on a per play basis, he averaged 6.9 yards...averaged 142.3 yards per game in total offense, that mark ranked second on the 1992 squad...the Tigers' fourth-leading rusher in 1992, even though he played in only three contests, he averaged 96 yards per game on the ground.

**In 1991:** Red-shirted the 1991 season...Gained valuable experience as the scout team's quarterback, he also saw a lot of action in spring workouts of 1992...was 9-20 in the passing department that spring for a gain of 151 yards, he led all quarterbacks in rushing.

**In High School:** Became the first player to be named first-team all-state in New Jersey twice...chosen the state Player-of-the-Year in 1990...led his high school to the state championship in 1990...a **SuperPrep** All-American...that publication rated him as the nation's 14th-best quarterback and the 27th-best overall prospect in the Northeast...**SuperPrep** called him "perhaps the purest option quarterback to come out of New Jersey in 10 years"...**Street & Smith's** Honorable Mention All-American...as a senior, completed 167 of 314 passes (53.2 percent) for 1,997 yards and 15 TDs with only nine interceptions...he also rushed for 971 yards and 11 TDs as a senior...completed 144 of 278 passes for 2,900 yards and 29 touchdowns, and ran for 495 yards and 10 TDs as a junior...the 2,900 yards and 29 touchdowns set the New Jersey record...led his high school to the Central New Jersey Group Three state title that season...earned seven letters as a prepster, including three each in football and track and one in basketball...attended Franklin Township High School where he

1995 Clemson Football

was coached by Joe Stinson...received his degree in special education in August 1995...born 7-22-72.

**In the Strength Training Room:** At 5-10, 168, he is the smallest quarterback on the Clemson squad, but he boasts the highest power ratio (strength based on bodyweight) his mark is 7.72 from the '95 conditioning period...posts an all-time best at his position in chin-ups, he can do 37 reps...had a personal best total pounds lifted with 1,290 this season.

**In the Classroom:** Graduated in August with degree in Special Education...made dean's list both semesters of 1994-95 academic year and had a 3.80 GPA...member of ACC academic honor roll.

#### 1992 SOLOMON GAME BY GAME STATS

Date	Opponent	Pl	Cm-Att-Yds-I-TD	Pct.	Att-Yds-TD	Pl-Yds
9-5	Ball State		Did Not Play			
9-12	Florida St.		Did Not Play			
9-26	at Ga Tech		Did Not Play			
10-3	UTC	42	3-5-27-0-0	.600	7-69-0	12-96
10-10	at Virginia	64	5-14-88-0-0	.357	16-116-1	30-204
10-17	*Duke	45	3-4-23-0-0	.750	16-104-1	20-127
10-24	at N.C. St.		Did Not Play - Injured - Knee			
10-31	at W. Forest		Did Not Play - Injured - Knee			
11-7	N. Carolina		Did Not Play - Injured - Knee			
11-14	at Maryland		Did Not Play - Injured - Knee			
11-21	S. Carolina		Did Not Play - Injured - Knee			
Totals		151	11-23-138-0-0	.478	39-289-2	62-427

#### 1993 SOLOMON GAME-BY-GAME STATS

Date	Opponent	PL	Cm-Att-Yd-I-TD	LG	Pct.	Att-Yd-TD	Pl-Yd
9/4	UNLV	31	2-3-15-0-0	10	.667	11-20-0	14-35
9/11	at Fla. State	12	1-2-4-0-0	4	.500	3-17-0	5-21
9/25	Ga. Tech	22	3-4-53-0-1	36	.750	4-20-0	8-73
10/2	N.C. State		Did Not Play - Injured - Foot				
10/9	at Duke	9	0-1-0-0-0		.000	2-11-0	3-11
10/16	*Wake Forest	37	3-8-12-1-0	12	.375	9-28-0	17-40
10/23	ETSU		Did Not Play - Injured - Foot				
10/30	Maryland		Did Not Play - Injured - Foot				
11/6	at N. Carolina	9	2-3-30-0-0	27	.667	4-5-0	7-35
11/13	Virginia		Did Not Play - Injured - Foot				
11/20	at S. Carolina		Did Not Play - Injured - Foot				
12/31	Kentucky		Did Not Play - Injured - Foot				
Totals		120	11-21-114-1-1	36	.524	33-101-0	54-215

#### 1994 SOLOMON GAME-BY-GAME STATS

Date	Opponent	Cm-Att-Yd-I-TD	LG	Pct.	Att-Yd-TD	Pl-Yd
9/3	Furman	1-1-3-0-0	3	1.000	7-32-0	8-35
9/10	N.C. State	1-1-6-0-0	6	1.000	2-(-7)-0	3-(-1)
9/17	at Virginia	0-1-0-1-0	0	.000	4-11-0	5-11
10/1	*Maryland	6-10-53-1-0	17	.600	17-64-0	27-117
10/8	*at Georgia	1-5-(-1)-2-0	(-1)	.200	6-17-0	11-16
10/15	at Duke	DNP				
10/22	at Florida State	2-7-22-0-0	13	.286	5-16-0	12-38
10/29	*Wake Forest	4-8-29-1-1	10	.500	17-159-1	25-188
11/5	at North Carolina	DNP				
11/12	Georgia Tech	DNP				
11/19	South Carolina	1-9-3-1-0	3	.111	9-28-0	18-31
Totals		16-42-115-6-1	13	.381	67-320-1	109-435

#### Solomon Career Stats

##### PASSING

Year	GP-GS	Plays	Cm-At	I	Yds	TD	Pct.	Eff	LG
1992	3-1	151	11-23	0	138	0	.478	98.2	45
1993	6-1	120	11-21	1	114	1	.524	104.2	36
1994	8-3	109	16-42	6	115	1	.381	40.4	17
Totals	17-5	380	38-86	7	367	2	.442	70.7	45

##### RUSHING

Year	Att	Yds	Avg.	TD	LG	Tot. Plays	Off.	Yd/G	Yd/P
1992	39	289	7.4	2	64	62	427	142.3	6.9
1993	33	101	3.1	0	22	54	215	35.8	4.0
1994	67	320	4.8	1	54	109	435	54.4	4.0
Totals	139	710	5.1	3	64	225	1077	63.4	4.8




---

---

**#55**

---

---

**Jamie Trimble**

*C...6-2...250...\*Jr.  
Ormond Beach, FL  
Mainland HS*

---

---

**Trimble Fact:** Clemson's highest graded offensive lineman in the win over Wake Forest.

**Fall 1995 Depth Chart Position:** Second-team center

**Years Lettered:** 1994

**In 1994:** Played in five games during the '94 season as a back-up to the starting center...took part in 126 plays, but nearly all of that time was at the end of the season...played most of the Wake Forest victory at Death Valley when Putnam was injured...graded 80 percent for 45 plays in the Wake Forest game, Clemson's top rushing contest of the season...made many key blocks for Louis Solomon on his way to setting Clemson single game rushing record by a quarterback...also played well at North Carolina, where Clemson had its top victory of the season...a third-team center in 1993, but he did not get into any games...red-shirted the 1992 season...member of the academic honor roll for the first semester of 1994-95 academic year...will compete for significant playing time at center this fall...gives Clemson much needed depth at the center position and is odds on favorite to be starting center in 1996.

**In High School:** A 5-A all-state selection from Mainland High School where he played for Coach Doug Stanley...a Daytona Beach all-area selection, he also won all-region honors...member of Tom Lemming's All-Southeast team...named the Offensive Lineman-of-the-Year for Ormond Beach...invited to play in the North-South All-Star game in Jacksonville, but could not play because he was enrolled in summer school at Clemson...an honorable mention all-Florida choice and a second-team All-Central Florida selection...majoring in sociology...born 1-22-74.

**In the Strength Training Room:** Had his best performance in the sit-ups in '95 conditioning when he accomplished 69 in 60 seconds...also posted a personal best chin-up mark with 11...consistent with his total pounds lifted at 1,455.


---

---

**#22**

---

---

**Damond Ward**

*CB...5-10...170...Fr.  
Wilson, NC  
Milford Academy*

---

---

**Ward Fact:** Comes to Clemson from Milford Academy in Connecticut, same school Clemson center Mark Landry attended.

**Fall 1995 Depth Chart Position:** Third-team cornerback

**In the Spring Game:** Credited with one assist and an interception when he participated in the spring game on the White team...entered Clemson in the spring semester of '95.

**In High School:** Named to the 1994 SuperPrep All-Northeast team...outstanding speed as he can run the 40 in 4.3...native of North Carolina who played at Milford Academy in Connecticut last year...enrolled at Clemson in January and participated in spring practice...caught 11 TD passes in 1994 and rushed for five more while playing for Jeff Bevino at Milford Academy...current Tiger Mark Landry played at Milford in 1993...a native of Wilson, North Carolina who attended Beddingfield High School.

**In the Strength Training Room:** Ran the best time of the red-shirt freshmen in the 40 with a time of 4.48...winter conditioning lifted a total of 1124 pounds and had a vertical jump of 30".

---

---

**#8**

---

---

**Speedy Watson**

*CB...5-7...167...\*Sr.  
Memphis, TN  
Hamilton HS*

---

---

**Watson Fact:** Runs the 40 in 4.31, fastest by a Clemson football player since 1985.

**Fall 1995 Depth Chart Position:** Reserve cornerback

**Years Lettered:** 1994


**In 1994:** Played in five games during the season of '94...in for only 10 plays, but garnered an interception in the Wake Forest homecoming game...looks to add depth to the cornerback position during his fifth season with the Tigers...had 10 tackles at the cornerback position in the Spring 1995 scrimmages...had three tackles in the Spring Game.

**In 1993:** Aptly nicknamed defensive back, he was clocked in at 4.31 in the 40-yard dash, that is the fastest clocking by a Clemson football player since 1985 and is just .04 from Jerry Butler's all-time mark set in 1978...played in three games in 1993, he was in for five snaps in the win over ETSU, two plays in the Maryland victory, and

played on the special teams versus South Carolina...did well in '94 spring workouts, he had nine tackles in the spring game and broke up a pass.

**In 1992:** Saw action in only one contest in 1992, the Tigers' victory over the Cavaliers of Virginia...had one special teams tackle in that contest...had 11 stops in 1993 spring workouts...red-shirted the 1991 season at cornerback, he worked out with the Tiger scout team.

**In High School:** The nation's 36th-best cornerback according to Max Emfinger...intercepted



**Speedy Watson - CB**

eight passes as a senior...returned two of those passes for touchdowns...played for Coach John Wiley at Hamilton High School...Hamilton finished with an 8-3 record his senior season...also returned kicks for Hamilton, he averaged 30.8 yards per return his senior season...lettered three years in track, where he was a member of the state champion 4x100 meter relay squad...the state champion in the 110 meter hurdles as a



sophomore...captained his senior season track team to its first state championship...won the 110 meter high hurdles and was on the winning 800 meter relay team and a second place 400 meter relay...majoring in industrial education...born 1-25-72.

**In the Strength Training Room:** Worked out with Clemson's track team during the '95 winter conditioning period.

Watson Career Stats				
Year	GP-GS	Plays	Tkl	Int
1992	1-0	0	1	0-0
1993	3-0	7	0	0-0
1994	5-0	10	0	1-0
Totals	9-0	17	1	1-0

#97



## Raymond White

MG...6-3...255...\*So.  
Clinton, MS  
Clinton HS


**White Fact:** Only Clemson defender to record two tackles for loss against South Carolina last year.

**Fall 1995 Depth Chart Position:** Second-team middle guard

**Best All-Around Game:** Had season high six tackles against N.C. State in just his second game as a Clemson Tiger.

**Years Lettered:** 1994

**In 1994:** Started two games during the '94 season at the middle guard position and appeared in all 11 games, only freshman defensive player to appear in every game last year...was in for



Raymond White - MG

293 plays, more than any other freshman defender...successful middle guard as compiled a total of 27 tackles, 16 of which were first hits, more than any other freshman defender...averaged a tackle every 10.9 plays of action last year...had four tackles for a loss of 20 yards and tallied one and a half sacks for a 15-yard loss...most successful game came against N.C. State when he garnered six tackles in just 30 plays...in for season high 41 plays in the Florida State game, and must get some credit for Clemson holding Seminoles without a touchdown in the second half...also impressive against the Gamecocks when he knocked down five tackles and had two tackles-for-loss...started both the Duke and Florida State games when first-team player Carlos Curry was out with injury...only defensive freshman to start a game last year...played well in the Spring, he had seven tackles for the White team in the Spring Game of 1995, that was the team's high total...had 23 tackles for the four spring scrimmages, the high total among down linemen.


**In 1993:** Red-shirted the '93 season as a defensive lineman.

**In High School:** A member of Max Emfinger's Dixie BlueChips...led his Clinton High School squad in tackles with 53 unassisted stops and 86 assists for a total of 129...had four sacks to rank second on the team...also caused three fumbles...named Clinton High's Defensive Player-of-the-Year and also won his school's Sportsman-of-the-Year award...saw action at tight end and fullback...a two-year starter for David Bradberry, he lettered and saw a lot of action as a sophomore...his team advanced to the second round of the 1992 playoffs...an all-district selection in 1991 and 1992...also an all-state and All-Metro choice in 1992...named the state player-of-the-week three times in 1992...a finalist in the selection of the state all-star team...majoring in management...born 10-19-74.

**In the Strength Training Room:** Improved on his sit-up stats when he did 65 in 60 seconds, an improvement of 20 from the last testing period...also added two inches to his vertical jump when his 26" effort was recorded during the winter conditioning.

White Career Stats								
Year	GP-GS	Plays	HT	AT	Tot	TL-Yds	Sacks	PBU
1994	11-2	293	16	11	27	4-21	1.5-15	0

#92



## Brett Williams

DE...6-4...250...\*Jr.  
Albany, GA  
Dougherty HS

**Williams Fact:** Even though he has started just one game in his career, Williams has 15 career tackles for loss, more than any other active Tiger.

**Fall 1995 Depth Chart Position:** Second-team defensive end  
**Best All-Around Game:** Had six tackles, including three for loss against Georgia in 1994.

**Career Bests:** Tackles - 6 vs. Georgia, 1994; TFL - 3 vs. ETSU '93, Georgia '94; Sacks - 2 vs. ETSU '93

**Bowl Experience:** In for 25 snaps as a reserve defensive tackle in the '93 Peach Bowl win over Kentucky.

**Years Lettered:** 1993, 1994

**In 1994:** Perhaps the most productive of Clemson's defensive linemen, he had nine tackles for loss to rank third on the team, even though he never started a game and averaged just 28 plays per game...has been productive his entire career, he has 15 tackles for loss in two years even though he has just one career



start and averages about 25 plays a game for that time...third on the team in sacks with four, he has 6.5 for his career, second best among active Tigers...had six tackles and three tackles for loss at Georgia in just 29 plays...had five stops and two tackles for loss against Wake Forest...second-team defensive tackle heading into the Spring, but be assured he will see plenty of playing time...perhaps the most agile of Clemson's interior linemen...had two sacks and three tackles for loss in the 1995 Spring Game...had 3.5 sacks and 17 total tackles in the four Spring scrimmages...moved from defensive tackle to OLB in the middle of spring practice.

**In 1993:** One of the Tigers' top defensive reserves in 1993, he started the season opener at defensive tackle, but spent the rest of the season at outside linebacker...has moved back to the interior line...tied for third on the team in tackles for loss in '93...one of every 4.7 of his tackles was a tackle for loss and he led all non-starters in that category...came in off the bench for 21 snaps in the win over ETSU, he had three tackles, all of which were tackles for loss, two were sacks...named the Exxon Tiger-of-the-Game for that performance...had five stops in the regular season finale with South Carolina, that was his season high...tied for the team-lead in fumble recoveries with two, he jumped on loose balls in back-to-back games with Wake Forest and East Tennessee State.

**In 1992:** Talented young player who red-shirted the 1992 season at defensive line but showed much promise in 1993 spring drills...had 16 tackles for the Tigers' five scrimmages, 87 percent of those stops (14) were first hits and 25 percent (four) were tackles for loss.

**In High School:** A **SuperPrep** All-American for John Reynolds at Dougherty High School...a **USA Today** honorable mention All-American...rated as the 12th best player in Georgia by **SuperPrep** and the number-22 defensive end in the county by Max Emfinger...the defensive Player-of-the-Year in Region 1-AAA...ranked among the top-25 players in Georgia by **The Atlanta Constitution**...selected as a member of "The Dirty Dozen" by **The Albany Herald**...had 88 initial tackles along with 67 assists during his senior campaign...caught three TD passes and 10 total passes in limited use as a tight end...recorded four stops in the Florida-Georgia All-Star game...played forward on Albany's basketball squad, averaging 10 points and 12 rebounds per game...named the Most Valuable Defensive Player for Dougherty in football and basketball...majoring in textile management...born 10-15-73.

#### 1993 WILLIAMS GAME-BY-GAME

Date	Opponent	PL	Ht	Ast	Tot	TI-Yd	Sk-Yd	PBU	QPCF-RF
9/4	*UNLV	38	3	0	3				3
9/11	at Fla. State	36	3	1	4				
9/25	Ga. Tech	25	0	1	1			1	
10/2	N.C. State	26	1	1	2				1
10/9	at Duke	30	0	0	0				
10/16	Wake Forest	21	0	0	0				0-1
10/23	ETSU	21	3	0	3	3-8	2-7		0-1
10/30	Maryland	22	2	0	2				
11/6	at N. Carolina	34	4	0	4	2-9		1	
11/13	Virginia	27	2	2	4	1-5	.5-5		1
11/20	at S. Carolina	26	1	4	5				
12/31	\$Kentucky	25	0	0	0				
Totals		331	19	9	28	6-22	2.5-12	2	5 0-2
\$ - at Peach Bowl									


#### 1994 WILLIAMS GAME BGY GAME STATS

Date	Opponent	PL	Hit	Ast	Tot	TL-Yd	Sk-Yd	PBU	QP
9/3	Furman	15	0	1	1				1
9/10	NC State	28	3	1	4	1-9	1-9		1
9/17	at Virginia	31	2	3	5				
10/1	Maryland	20	0	0	0			1	1
10/8	at Georgia	29	5	1	6	3-8	.5-5		1
10/15	at Duke	39	0	2	2				2
10/22	at Florida State	35	0	2	2				
10/29	Wake Forest	21	2	3	5	2-4	.5-3		1
11/5	at North Carolina	27	2	1	3	2-9	1-7		
11/12	Georgia Tech	22	0	1	1				1
11/19	South Carolina	27	1	1	2	1-5	1-5		
Totals		294	15	16	31	9-35	4-29	1	7
Caused Fumble: N.C. State									

#### Brett Williams Career Stats

Year	GP-GS	PL	Hit	Ast	Tot	TL-Yd	Sk-Yd	PBU	QP	CF-RF
1993	12-1	331	19	9	28	6-22	2.5-12	2	5	0-2
1994	11-0	294	15	16	31	9-35	4-29	2	7	1-0
Total	23-1	625	34	25	59	15-57	6.5-41	4	12	1-2

# #25



## Undre Williams

CB...5-9...170...So.

Gray, GA

Jones County HS

**Williams Fact:** Averaged 18.3 yards every time he carried the ball in 1994.

**Fall 1995 Depth Chart Position:** Third-team cornerback  
**Years Lettered:** 1994

**In 1994:** Started two games at wide receiver in 1994, at Florida State and the Wake Forest game at Clemson...had a 41-yard reception at Virginia, the second longest reception and third longest offensive play of the year for the Tigers...second on the team in kickoff return yards and in terms of average...moved to cornerback last spring, but suffered an injury that limited his progress...played in the secondary in the spring game...primarily a special teams player...returned 13 kickoffs for 248 yards...averaged 19.1 yards per return...long return was for 54 yards...that 54 yard return was Williams' first-ever during the Furman game, the first game of the season...tallied four returns for 72 yards against Georgia...ran for Clemson's track team as well.

**In High School:** Participated in the annual North-South Georgia all-star game...played quarterback, running back, wide receiver, and defensive back while in high school...was the 1993 and 1994 MVP of his football player and the 1993 and 1994 best offensive back...intercepted nine passes as a junior in high school...earned eight letters in school, four each for football and track...named track MVP from 1991 through 1994...attended Jones Co. High under coach John Williams...majoring in human resource development...born 2-11-75.

#### Williams Career Stats

Year	GP-GS	Plays	Rec	Yds	Avg.	Lg	KOR-Yds	LG
1994	11-2	181	2	49	24.5	41	13-248	54



#42



**Mond Wilson**  
ILB...6-3...235...\*So.  
Tupelo, MS  
Tupelo HS

**Wilson Fact:** Clemson's top tackler in Spring Scrimmages in 1995.

**Fall 1995 Depth Chart Position:** First-team inside linebacker

**Best All-Around Game:** In for only 10 plays against the Wolfpack in '94 and garnered four tackles, one for loss and a fumble recovery in that game.

**Years Lettered:** 1994

**In 1994:** Sophomore inside linebacker who could move into starting slot this season...will be counted on to take over for the losses of Tim Jones and Mike Barber, two starting inside linebackers of 1994 who each had over 100 tackles...one of five returning lettermen competing for an inside linebacker starting position, but he is the only sophomore...second-team linebacker much of last year who played 80 snaps and appeared in all 11 games...saw most of his time with special teams...had 22 tackles for the season, at least one in every game he played...missed making a tackle only in the Georgia game in Athens and the Duke game in Durham...had four tackles against N.C. State and Florida State for his high games of the year...had his only tackle for loss against N.C. State...top tackler in the spring scrimmages, he had 32 for the four "games"...had nine tackles to tie for the game honors in the Orange-White game.

**In 1993:** Red-shirted the '93 season at linebacker.

**In High School:** A Dixie BlueChip according to Max Emfinger, he was also an Associated Press second-team all-state selection...earned all-district honors for two seasons and was also given all-area honors...co-captain of his 1992 Tupelo High School team, he played for James Sloan...recipient of the Bill Leach Award for Leadership...had 148 tackles as a senior, 50 were solo stops...also had three interceptions and two fumble recoveries during his senior season...majoring in industrial education...born 3-16-75.

**In the Strength Training Room:** Has improved his bench press by 50 pounds in his first year at Clemson...lifted a total of 1143 pounds and has a vertical jump of 27".

#### 1994 WILSON GAME-BY-GAME STATS


Date	Opponent	PL	Hit	Ast	Tot	TL-Yd
9/3	Furman	10	0	1	1	
9/10	NC State	10	3	1	4	1-3
9/17	at Virginia	11	0	3	3	
10/1	Maryland	3	0	1	1	
10/8	at Georgia	Special Teams				
10/15	at Duke	Special Teams				
10/22	at Florida State	15	0	4	4	
10/29	Wake Forest	10	0	3	3	
11/5	at North Carolina	12	1	2	3	
11/12	Georgia Tech	4	0	1	1	
11/19	South Carolina	5	1	1	2	
Totals		80	5	17	22	1-3

\*Recovered Fumble vs. NCSU

#### Wilson Career Stats

Year	GP-GS	PL	Hit	Ast	Tot	TL-Yd
1994	11-0	80	5	17	22	1-3

#36



**Chuck Winslow**  
ILB...6-2...235...\*Sr.  
Virginia Beach, VA  
Green Run HS


**Winslow Fact:** Only Tiger to record two caused fumbles in one game (Virginia) last year.

**Fall 1995 Depth Chart Position:** Second-team inside linebacker

**Best All-Around Game:** Tallied 10 tackles in 47 plays and caused two fumbles against Virginia in '94.

**Years Lettered:** 1992, 1993, 1994

**In 1994:** Senior who has waited his turn behind Tim Jones the last three years...has great chance of moving into starting inside linebacker slot this year...showed his abilities at Virginia when he had a career high 10 tackles in 47 plays of action...subbed for the injured Michael Barber and helped hold the Cavs to a season low nine points and just one touchdown...forced a fumble near the



Chuck Winslow - ILB

goal line to keep the Cavs out of the endzone in the first period...forced two fumbles in that game, only Tiger to cause two fumbles in a game in 1994...had 20 tackles over the first three games of the season, then his playing time dropped with the return to health of Barber... played just 18 snaps over the last eight games after playing 129 in first three games...one of just seven Tigers to have a double figure tackle game last year...had 11 tackles in the second scrimmage last spring and 21 tackles for the three scrimmages he played in.

**In 1993:** Played in three contests in 1993, he was in for five snaps from scrimmage in the win over ETSU...also played special teams in the North Carolina and South Carolina contests...did well in '94 spring workouts, he had seven tackles in the Orange and White



game.

**In 1992:** A regular on the Tiger special forces in 1992, he saw action in all but one contest on special teams...in for his only play from scrimmage in the Wake Forest contest, he played seven snaps...had his only tackle of the season in the season opener with Ball State...red-shirted the 1991 season at inside linebacker.

**In High School:** A three-sport all-star who graduated from Green Run High School in Virginia Beach, VA, in 1990...named All-Virginia Beach in football as a junior and a senior...also named All-Virginia Beach in baseball as a junior and senior...named All-Tidewater as a senior in football...the captain of his high school baseball, football, and basketball teams...earned three varsity letters in football...played both quarterback and free safety in high school...played for Coach Elisha Harris at Green Run High School...passed for 10 touchdowns as a junior...majoring in industrial education..born 1-16-72.

**In the Strength Training Room:** Lifted a total of 1340 pounds, slightly less than previous conditioning periods, but improved on his sit-ups in 60 seconds with 72, up from 68 the last testing period.

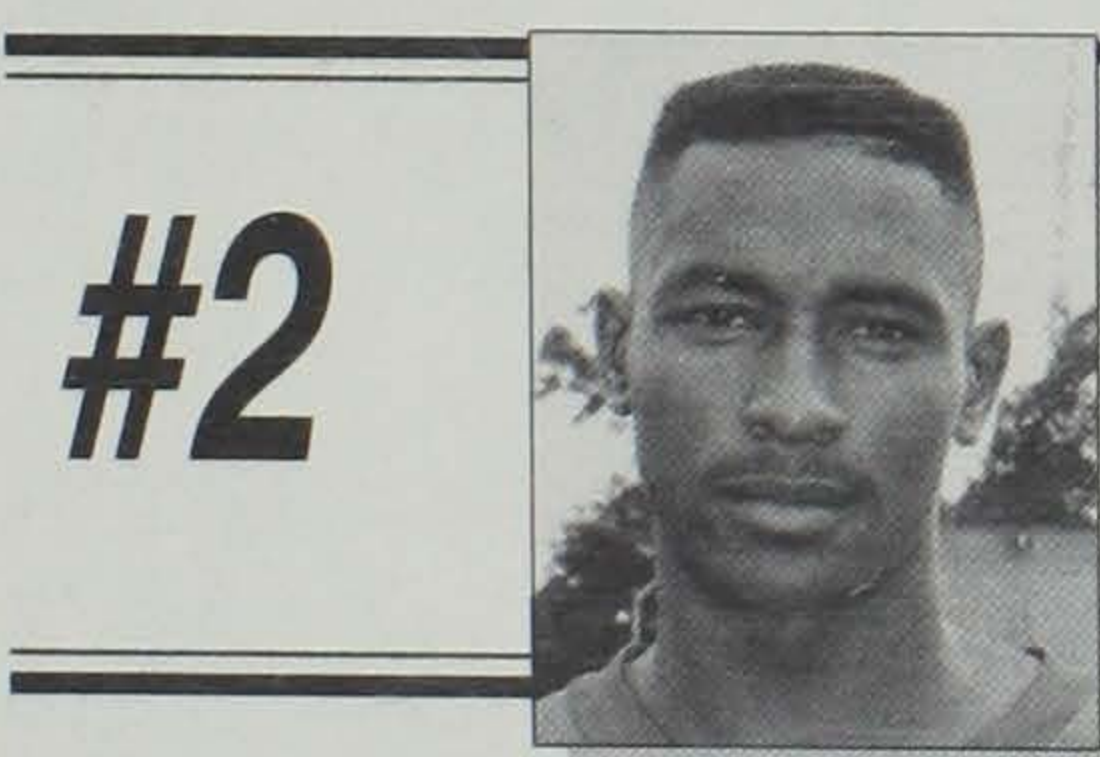
#### WINSLOW 1994 GAME-BY-GAME

Date	Opponent	PL	Hit	Ast	Tot	TL-Yds	Sks	PBU
9/3	Furman	20	2	2	4	1-8	1-8	
9/10	NC State	42	0	6	6			
9/17	*at Virginia	47	3	7	10			1
10/1	Maryland	DNP						
10/8	at Georgia	4	0	0	0			
10/15	at Duke	Special Teams						
10/22	at Florida State	Special Teams						
10/29	Wake Forest	3	1	0	1			
11/5	at North Carolina	11	1	1	2			
11/12	Georgia Tech	--	0	1	1			
11/19	South Carolina	Special Teams						
Totals		127	7	17	24	1-8	1-8	1

Caused Fumble: Virginia (2)

#### Winslow Career Stats

Year	GP-GS	Plays	Hit	Ast	Tot	Sk-Yd	PBU	CF-RF
1992	10-0	7	0	1	1	0-0	0	0-0
1993	3-0	5	2	0	2	0-0	0	0-0
1994	10-1	127	7	17	24	1-8	1	2-0
Totals	23-1	139	9	18	27	1-8	1	2-0



**#2 Joe Woods**  
WR...5-9...160...Jr.  
Union, SC  
Union HS

**Joe Woods Fact:** Only transfer on the Clemson team with Division I experience, he led Mississippi in kickoff returns in 1992 and 1993.

**Fall 1995 Depth Chart Position:** Second-team flanker

**Years Lettered:** 1992, 1993 (at Mississippi)

**In 1995:** Transferred to Clemson from the University of Mississippi in January of '95...will be expected to have an immediate impact on Clemson's offense...carried the ball once in the spring game for nine yards and caught the ball once for 13 yards.

**In 1994:** Had "scope" surgery on a disk in his back prior to season...started in season opener for Mississippi against Auburn, but was lost for remainder of year due to the ruptured disk...caught two passes for 13 yards against Auburn.

**In 1993:** Played in all 11 games and earned his second letter...started at flanker against Auburn, Tenn-Chat., and Vanderbilt...had a long kickoff return of 42 yards against

Georgia...quarterback club named him Special Teams Player-of-the-Week for his Georgia performance when he returned three kickoffs for 81 yards.

**In 1992:** Played in every game with the exception of Alabama as he provided backup to Eddie Small...caught 10 passes for 152 yards (15.2 average)...his 15.2 average was highest among Rebel receivers with at least five catches...caught four passes for 85 yards against Louisiana Tech, including a 51-yard grab...returned 15 kickoffs for 340 yards (22.7 average)...named the Ole Miss Coaches Offensive Player-of-the-Week for the Louisiana Tech game.

**In High School:** Earned all-state on defense his senior year while helping lead Class 4A Union High to 10-4 record...Union was 14-1 his junior season, winning the state title...as a senior, caught 46 passes for 814 yards and four touchdowns...had 43 tackles and three pass interceptions from his free safety spot...also returned 13 kickoffs for 325 yards and six punts for 120 yards...caught 36 passes for 430 yards as a junior and had 72 tackles and three pass interceptions...earned three letters in football, one in track, and one in basketball...coached in high school by Shell Dula...earned Best Defensive honors in basketball and went to state championships in track (100,200, relay)...ran the 40 in 4.39...cousin, Sebastian Savage, was a cornerback at NC State and was drafted by the Buffalo Bills...born 8-1-73.

**In the Strength Training Room:** Accomplished 83 sit-ups in 60 seconds in his first conditioning period as a Tiger...tallied 20 chin-ups as well.


#### WOODS CAREER STATS (AT MISSISSIPPI)

##### Receiving

Year	GP-GS	No	Yds	Avg.	LP	TD
1992	10-0	10	152	15.2	51	0
1993	11-3	5	49	9.8	15	0
1994	1-1	2	13	6.5	9	0
Totals	22-4	17	214	12.6	51	0

##### Kickoff Returns

Year	No.	Yds	Avg	LP	TD
1992	15	340	22.7	30	0
1993	12	235	19.6	42	0
1994	0	0	0.0	0	0
Totals	27	575	21.3	42	0



**#19 Antwuan Wyatt**  
WR...5-11...190...Jr.  
Daytona Beach, FL  
Mainland HS

**Wyatt Fact:** Led Clemson in all-purpose running last year.

**Fall 1995 Depth Chart Position:** First-team split end.

**Best All-Around Game:** Had 158 all-purpose running yards in the win over Maryland, 134 rushing and 24 on three pass receptions.

**Bowl Experience:** In for five snaps as a reserve wideout in the '93 Peach Bowl.

**Years Lettered:** 1993, 1994.

**In 1994:** Valuable all-purpose back who was leading Clemson in receiving and rushing at one point at mid-season...ended the year as the team's top receiver with 30 receptions, the top back in terms of all-purpose running and fourth leading rusher with 256 yards...started the year at wide receiver, then moved to tailback and was injured...finished the year at running back, but he is back at wide receiver for the Fall of 1995...started in seven out of his 10



games; four of those 10 games were at tailback and three were at split end...posted five catches for 76 yards and a touchdown against Furman, the best season opener for a Clemson wide receiver in 15 years...for his performance against the Paladins, the sophomore was named the Exxon Tiger-of-the-Game...named JP/Molson Ice Player-of-the-Week, ACC Offensive Back-of-the-Week, JP/Burger King Player-of-the-Game, Exxon Tiger-of-the-Game, and Hardees/Spartan Foods Player-of-the-Game for his performance against the Maryland Terrapins...rushed with the ball 24 times for 134 yards against the Terrapins and had three receptions for 24 yards...the 158 yards of all-purpose rushing was second highest total for a Tiger in 1995...ran for his second touchdown of the season against the Georgia Bulldogs, posting 65 rushing yards and 23 receiving yards in that game...missed most of the Florida State game due to a shoulder bruise and played only sparingly against Wake Forest...missed the North Carolina game due to a knee strain suffered in the game...only in one play against Georgia Tech...had one reception and one rush against South Carolina for 10 yards in his limited playing time...injuries allowed Wyatt to gain just 42 all-purpose yards in his last five games after gaining nearly 500 for the first six games of the season...had



Antwuan Wyatt - WR

standout Spring Game, he caught six passes for 110 yards and a touchdown...led all receivers in the four scrimmages last spring with 20 receptions for 378 yards and four scores.

**In 1993:** True freshman who played in 10 games that season as a backup wideout...in for a season high 33 plays in the win over N.C. State...had his only reception, a seven-yarder in that contest...in for 20 snaps in the Wake Forest contest...one of only two true freshmen to play in more than one game on offense for the Tigers in 1993...did well at two positions in 1994 spring drills, he played at his wide receiver position until the last week of spring workouts and then moved to tailback...the starting tailback for the victorious Orange team in the spring game, he was also the game's leading rusher with 14 carries for 107 yards and two touchdowns and caught three passes for 14 yards.....his father, Alvin Wyatt, was an

1995 Clemson Football

NFL defensive back for seven years with the Buffalo Bills, he was also one of the league's top punt returners...his father was an assistant coach with current Clemson wide receiver coach Rick Stockstill when the two were at Bethune Cookman...Alvin Wyatt is still an assistant coach at the Florida based school....Antwuan and Stockstill used to play catch prior to practice when Wyatt was just eight or nine years old.

**In High School:** Rated as the ninth-best player among the Florida BlueChip by Max Emfinger's **National Blue Chips Magazine**...the 15th-best player in the state of Florida according to SuperPrep...rushed for 1,231 yards on 105 carries with 17 touchdowns for Mainland High School...had 21 receptions for 306 yards and eight TD receptions...listed as the number-one wingback in America by Emfinger...a first-team all-state performer, he was also named All-Central Florida, all-county, and all-district...named the Daytona Beach Touchdown Club's Player-of-the-Year, he also won that distinction from his district...a **USA Today** Honorable Mention All-American...an all-county performer in basketball as he averaged 21 points per game...in track, qualified for the state championships in the 100 meters, 200 meters, and with the 400 meter relay...majoring in industrial education...born 7-18-75.

**In the Strength Training Room:** Tied for seventh on the '94 team in the vertical jump with a 33.5" mark...has improved all of his lifting totals over the past two years, his leg sled is up 30 pounds and his overall total pounds lifted is up 107 pounds to 1,190 pounds.

#### WYATT GAME-BY-GAME STATS

Date	Opponent	Receiving				Rushing					
		Rec	Yds	Avg	TD	LG	Att	Yd	Avg	Td	Lg
9/3	*Furman	5	76	15.2	1	31	0	0	0.0	0	0
9/10	*N.C.State	8	50	6.3	0	12	1	-2	-2.0	0	-2
9/17	*at Virginia	3	46	15.3	0	31	0	0	0.0	0	0
10/1	*Maryland	3	24	8.0	0	12	24	134	5.6	0	21
10/8	*at Georgia	3	23	7.7	0	10	25	65	2.6	1	7
10/15	*at Duke	6	50	8.3	0	12	15	30	2.0	0	14
10/22	at Florida St.	0	0	0	0	0	1	1	1.0	0	1
10/29	*Wake Forest	1	10	10.0	0	10	8	21	2.6	0	12
11/5	at No. Carolina	DNP - Injured									
11/12	Georgia Tech	0	0	0	0	0	0	0	0.0	0	0
11/19	So. Carolina	1	3	3.0	0	3	1	7	7.0	0	7
Totals		30	282	9.4	1	31	75	256	3.4	1	21

#### Wyatt Career Stats

Year	GP-GS	PL	Receiving				TD	LG
			Rec	Yds	Avg	TD		
1993	10-0	145	1	7	7.0	0	7	
1994	11-7	388	30	282	9.4	1	31	
Totals	21-7	533	31	289	9.3	1	31	

Year	GP-GS	Att.	Rushing		
			Yds	TD	Long
1994	11-7	75	256	1	21



# #59



**Will Young**  
OG...6-2...280...Sr.  
Clemson, SC  
Daniel HS

**Young Fact:** Grandson of Ed McLendon, a starter on the Tiger offensive line in the 1940 Cotton Bowl.

**Fall 1995 Depth Chart Position:** First-team left offensive guard

**Best All-Around Game:** Had eight knockdown blocks while in for 73 snaps as a starter vs. N.C. State in 1993

**Bowl Experience:** In for 66 snaps as a starting offensive guard in the '93 Peach Bowl win over Kentucky.

**Years as a Starter:** 1993, 1994

**Years Lettered:** 1993, 1994

**In 1994:** Only senior on the Clemson offense who is looking to start for a third straight season...preseason second-team All-ACC by 1995 **Sporting News** magazine...has the potential to be one of the best offensive linemen in recent years...excellent in the classroom as well as on the field...started all 11 games last year and has 23 straight starts over two years, more than any other offensive player...had 31 knockdown blocks during the season and was graded a 'winner' in five games of the '94 season...was in for 713 plays at the left guard position last year, second only to Glenn Rountree's 738 among all Clemson players in 1994...a key reason Clemson won three straight games at the conclusion of the season...prime reason the Tigers gained an average of 220 yards a game on the ground during the Wake Forest, North Carolina and Georgia Tech games...has played at least 40 plays in 23 straight



Will Young - OG

games, only Tiger on offense who can make that claim...no one has a greater appreciation for the Clemson football tradition than Young, who grew up in Clemson...both of his parents are Clemson grads and Will has been going to Clemson games since he was a youth...takes the time to sign autographs on the field after games because he used to be one of those kids hunting autographs after games.

**In 1993:** Started every game for the Tigers in 1993, he was in for 772 snaps, the fourth-highest total on the team...had a career-high eight knockdowns in the win over N.C. State, he was a prime reason Clemson won that game and gained 250 yards on the ground...in for a career-high 81 snaps versus Wake Forest...he also graded a season-high 73 percent in that game...had a solid bowl performance with 65 percent grade...had at least one knockdown block in all but two games.

**In 1992:** Reserve offensive guard who played in three games in 1992, more than any other rookie offensive lineman...was in for 45 plays for the season with a high of 13 versus UT Chattanooga...had two knockdowns in each of the contests in which he played.

**In High School:** Ranked as the seventh-best offensive guard in the nation by Max Emfinger and was an All-American choice of **SuperPrep** and Emfinger...a **USA Today** honorable mention All-American...**BlueChip** all-Atlantic coast choice...an all-state selection according to **The Greenville News** and **The State**...named the 3A Lineman-of-the-Year by **The State**...and Lineman-of-the-Year by **The Greenville News**...rated as the fourth-best lineman prospect in America by **SuperPrep**...selected to represent South Carolina in the Shrine Bowl game...member of the academic all-area team...a product of Daniel High School in Clemson, where he played for Coach Allen Sitterle...attended the same high school as Tiger wide receiver Terry Smith...a member of Daniel High's undefeated state championship squad that finished with a 15-0 record...Young's grandfather, Ed McLendon, was a starter on the offensive line for the Tigers' 1940 Cotton Bowl team...has played with success despite a hearing problem...majoring in secondary education/math...born 2-6-74.

**In the Strength Training Room:** Broke the record for left guards in the leg sled when he lifted 1100 pounds, 20 more than the old record...that 1100 pounds for Young is also a personal best...had a personal best total pounds lifted with 1765...improved his standing broad jump by 7" when he jumped 112" during '95 conditioning.

**In the Classroom:** A member of the ACC Academic Honor Roll in 1993...member of ACC Academic Honor roll for the 1993-94 year...member of Clemson's spring honor roll in 1995 with a 3.00 GPR in secondary education/history.

Will Young Career Stats			
Year	GP-GS	PL	KD
1992	3-0	45	6
1993	12-12	772	24
1994	11-11	713	31
Totals	26-23	1530	61





**Rahim Abdullah**  
LB...6-6...210  
Fletcher HS...Jacksonville, FL

Ranked as one of the top eight defensive ends in the Dixie region by Max Emfinger...Rated as the 20th-best LB in eastern region by **Plyler's Football Recruiting Newsletter**...**Bluechip Illustrated** All-American selection...#10 LB in southeast and honorable mention All-American by **Bluechip Illustrated**...member of **SuperPrep's** Florida 75...made 115 tackles as a senior, including 11 sacks and 23 tackles for loss...two-year letterman who earned all-state, all-region, all-city, and all-county honors...**USA Today** Honorable Mention All-American...Florida Super 75 choice by the **Florida Times-Union**...Jacksonville Super 12 choice...teammate of Clemson signee John Thompson...selected to play in North-South game...played for Head Coach Joe Reynolds at Fletcher High School where he was named Team MVP...born 3-22-76.

**Michael Allen**  
QB...5-11...180  
Conway HS...Conway, SC

Had 2,027 all-purpose yards as a senior including 781 rushing yards, 442 passing yards, 418 kickoff return yards, and 294 reception yards...rated as the seventh-best player in South Carolina by **SuperPrep**...listed by **Plyler's Football Recruiting Newsletter** as the sixth-best athlete in the eastern region and 10th rated player in South Carolina...made **Plyler's** second-team All-Eastern Region team...one of the top players in the Mid-Atlantic Coast region according to Tom Lemming's **Prep Football Report**...member of **The State's** AAAA All-State team...also ran track and played basketball...first-team all-state selection by the **Greenville News** and the **High School Sports Report**...listed among the **Charlotte Observer's** Carolinas Top 50 prospects...a Shrine Bowl selection...WTBW-TV Offensive Player-of-the-Year...three-year starter...an all-region selection...listed by **Forrest Davis' Football Recruiting Annual** as one of the Top 16 players in South Carolina...ranked by Max Emfinger as one of top cornerbacks in the Dixie region...labeled by high school coach Chuck Jordan as the school's best all-around athlete in over a decade as he played six different positions for Conway High...played small forward for Conway H.S....all-region 5 AAAA in track...placed 5th in triple jump and 8th in long jump at 1995 South Carolina H.S. Track and Field meet...captain of track team...participated in the 1995 Jr. Olympics in three different events...born 2-17-77.

**Carl Baker**  
WR...6-0...185  
Sumter HS..Sumter, SC

A member of **SuperPrep's** South Carolina 23...rated as the 18th best overall prospect in South Carolina by **Plyler's Football Recruiting Newsletter** and one of the Top 16 prospects in the state by **Forrest Davis' Football Recruiting Annual**...has been timed in the 100 meters at 10.9...had 50 receptions for 588 yards and six touchdowns as a senior...played in the Shrine Bowl...among the Top 24 wide receivers in the Dixie region according to Max Emfinger...three-year letter winner...first-team all-state by the **High School Sports Report** and a second-team pick by **The Greenville News**...also plays baseball and plans to play for the Tigers...played his football for Coach Tom Lewis at Sumter High School...attended the same high school that produced current Tiger players Andy and Peter Ford and former stars Dexter Davis, Terry Kinard and Derrick Witherspoon...played baseball for Sumter H.S. where he batted .360, 1 HR, 20 RBI's and was 13-15 in stolen

bases...won the Coach's Award as the team MVP...named Sumter H.S. Athlete-of-the-Year for 1995...born 2-22-77.

**Eric Bradford**  
DL...6-3...270...Jr.  
Georgia Military JC...Dalzell, SC

In 1994, he had 64 tackles, 15 tackles for loss and 12 sacks to lead Georgia Military to a 10-1 season...also played tight end for Coach Robert Nunn at Georgia Military College...played his high school football at Hillcrest High in Dalzell for Curtis Threatt...named all-state and all-area his senior season...will be a junior at Clemson this year, Clemson's only JC transfer in this class...two-time all-region selection...played in the North-South game...born 11-8-74.

**Kendrick Bridges**  
LB...6-2...210  
Kathleen HS...Lakeland, FL

Rated as one of the Top 75 players in Florida by **SuperPrep** and the **Florida Times-Union**...ranked by **Florida Times-Union** as the second-best FB in state of Florida...played his senior season as a linebacker after playing running back as a junior...registered 100 total tackles, had five sacks, and caused three fumbles in '94...he rushed for over 700 yards in only 100 carries and scored 10 TDs in '93...a preseason Top 100 selection in Florida...played for Head Coach Ernest Joe at Kathleen High School...born 2-7-76.

**Rashidi Brown**  
RB...5-7...170  
Hackensack HS...Hackensack, NJ

A member of the 1995 **SuperPrep** All-American team...the number-one prospect in New Jersey according to **Plyler's Football Recruiting Newsletter** who selected him to second-team All-Eastern Region team...Gatorade New Jersey Player-of-the-Year...listed as the second-best player in New Jersey by **SuperPrep**...named to **Bluechip Illustrated's** Top 100 team, he is ranked as nation's 65th best player...ranked as #3 RB in Big East region by **Bluechip Illustrated**...rushed for 1,714 yards on 174 carries with 27 TDs in only eight games as a senior...led his team to the state championship for the third consecutive season...NFLPA Tri-State Offensive Player-of-the-Year in 1993 and 1994...a member of **Athlon's** preseason Elite 50...named to Tom Lemming's **Prep Football Report's** pre-season All-American team...ran for 2007 yards and 29 TDs as a junior...runs a 10.4 100-meters and a 21.6 200-meters...all-state selection as a junior and senior...**Scholastic Coach** All-American choice...played for Greg Toal at Hackensack High School...named All-county, All-league and All-state in track and field...placed 2nd in the state meet in the 55 meters with a time of 6.31...ranked number one in the 165-pound weight class in the Power Clean with a personal best 260-pound performance...born 8-3-76.

**Dwane Cason**  
RB...6-2...220  
E.E. Smith HS...Fayetteville, NC

Listed as the 13th best prospect in North Carolina by **SuperPrep** and 16th ranked by **Plyler's Football Recruiting Service**...listed as one of the top players in the Mid-Atlantic Coast region by Tom Lemming's **Prep Football Report**...has bench pressed 505 pounds and squatted 865...played in the Shrine Bowl...registered

Signee Chris Rice is a cousin of San Francisco 49er Jerry Rice.



150 tackles as a LB his senior year and rushed for 860 yards at E.E. Smith High...named as an 'Impact Player in the Southeast' by **Forrest Davis' Football Recruiting Annual** and Top 16 in North Carolina by that publication...three-year starter...all-state, all-conference, and all-region selection as a senior....two-time all-conference in track...named top wrestler in county as a junior...played his football for Larry McDonald...born 10-22-76.

### O.J. Childress

LB...6-3...210

McGavock High...Nashville, TN

**Bluechip Illustrated** All-American selection...member of the **SuperPrep** All-Dixie team...tabbed as 10th best LB in southeast by **Bluechip Illustrated**...rated as the 11th best overall prospect in Tennessee and #22 LB in eastern region by **Plyler's Football Recruiting Newsletter**...Top 16 in Tennessee by **Forrest Davis' Football Recruiting Annual**...named a Bluechips All-American by Max Enfinger...made the 5-A all-state team...all-region and all-conference selection...two-time Nashville all-metro...made 126 tackles, five fumble recoveries and two interceptions as a LB...caught 11 passes for 383 yards and five TDs as a TE...in one game, he caught three passes for 150 yards and three TDs...all-state relay team member...helped set school records and lead team to state championship in the 4 x 100 and 4 x 200-meter relays...also played basketball and was a three-year starter...played for Coach Charles Bozeman at McGavock High School in Nashville...named All-district and All-region in basketball...averaged 10 pts and 9 rebounds during his senior season...born 12-6-76.

### Will Clark

TE...6-2...225

Walton High...Marietta, GA

Listed by **Plyler's Football Recruiting Newsletter** as the #34 prospect in Georgia...all-metro Atlanta in 1994...all-county selection as a junior and senior...caught 12 passes for 161 yards and three TDs as a senior despite missing considerable action due to injuries...had 22 receptions in his junior season...a Bluechips All-American selection by Max Enfinger...Bigger, Faster, Stronger Honorable Mention All-American...can bench press 370 pounds...also played linebacker at Walton High for Head Coach Robbie Robertson...born 7-16-76.

### Reggie Curry

FS...6-4...200

Harlem HS...Harlem, GA

A member of **Plyler's Football Recruiting Newsletter's** Top 75 in Georgia...as a QB, he was 111 of 187 for 2,030 yards and 17 TDs as a senior and rushed for 532 yards...also made 69 total tackles in the secondary...named all-state and all-region 4-AA...All-Central Savannah River Area selection by **The Augusta Chronicle**...named Columbia County Player-of-the-Year...three-year starter at QB for Coach Pat Utley at Harlem High School, who says Curry is the best player from the school in 15 years...All-region in the shot put...threw a school record 50'7" at the state meet for an 8th place finish...named MVP in field events for the 1995 season...born 9-23-76.

### Adrian Dingle

LB...6-3...235

Holly Hill-Roberts HS...Holly Hill, SC

Named the 15th best prospect in South Carolina by **Plyler's Football Recruiting Newsletter** and third-team All-Eastern region by **Plyler's**...AAA All-State by the **High School Sports Report** and listed by that publication as the 29th best prospect in the state...chosen defensive MVP of the North-South All-Star game...a **Charlotte Observer's** Top 50 in the Carolinas choice...rated as one of the top inside linebackers in the Dixie region by Max Enfinger...two-time all-lowcountry choice by **The Charleston Post and Courier**...had 158 tackles, 10 tackles for loss, two blocked kicks and three fumble recoveries as a senior at Holly Hill Roberts despite missing two games...three-time all-region 7-AAA choice...starter for four seasons...two-time all-area by **Orangeburg Times-Democrat**...also plays basketball and baseball...played for Head Coach Clyde Nelson...born 6-25-77.

### Antwan Edwards

SS...6-1...200

Starkville HS...Starkville, MS

A **SuperPrep** and **Bluechip Illustrated** All-American selection...a member of **SuperPrep's** Dixie 88 squad...named a Bluechips All-American by Max Enfinger who rated him as one of the top nine free safetys in the Dixie region...all-state free safety selection...caught 25 passes for 543 yards and 13 TDs as a wide receiver...ranked as the seventh-best defensive back in the Eastern region by **Plyler's Football Recruiting Newsletter**...member of the **Atlanta Journal-Constitution** Super Southern 100...played in the Mississippi-Alabama all-star game in June...in the secondary he had 70 tackles and two fumble recoveries...earned all-area honors as a junior and senior...a standout in track...on the cover of **Bluechip** magazine last year after he signed with Clemson...teamed with Chris Rice at Starkville High School for Coach Chuck Friend...born 5-26-77.

### Clemson Kicking Tradition

1977-94

Year	Kickers	FG	FGA	Pct	PAT	Pct	Pts
1978	Obed Ariri	14-25	.560	44-46	.950	86	
1979	Obed Ariri	16-22	.720	19-20	.950	67	
1980	Obed Ariri	23-30	.767	18-18	1.000	87	
1981	Igwebuike/Bob Paulling	14-23	.608	38-41	.927	79	
1982	Igwebuike/Paulling	15-19	.780	32-32	1.000	77	
1983	Igwebuike/Paulling	21-25	.840	37-38	.974	100	
1984	Donald Igwebuike	17-18	.940	42-42	1.000	93	
1985	David Treadwell	17-25	.680	27-27	1.000	78	
1986	David Treadwell	12-20	.600	37-37	1.000	73	
1987	David Treadwell	18-22	.810	33-34	.971	87	
1988	Gardocki/Rusty Seyle	19-32	.590	37-40	.925	94	
1989	Chris Gardocki	22-29	.750	42-42	1.000	108	
1990	Chris Gardocki	22-28	.780	33-33	1.000	99	
1991	Nelson Welch	19-28	.653	31-35	.933	88	
1992	Nelson Welch	22-28	.786	23-25	.920	89	
1993	Nelson Welch	15-24	.625	17-18	.944	62	
1994	Nelson Welch	16-22	.727	14-14	1.000	62	
Totals		302-423	.714	524-542	.967	1429	



**Domarco Fox****DB...6-1...190****Neshoba Central HS...Philadelphia, MS**

Rated as the 19th best overall player in Mississippi by **Plyler's Football Recruiting Newsletter**...ranked in **Plyler's** list of top defensive backs in the eastern region...earned all-division honors as a senior...second-team all-state selection in Mississippi...rushed for 784 yards on 94 carries and six TDs as a senior while passing for 470 yards and eight TDs...attended Clemson's football camp during the summers of 1993 and 1994...played his football for head coach Terry Allen at Neshoba Central High School. ..born 7-17-77

**Levar Graves****TE...6-4...250****Ferris HS...Jersey City, NJ**

The number-one TE and 18th best overall prospect in New Jersey according to **SuperPrep**...fifth-best LB in eastern region and fourth-rated overall player in New Jersey according to **Plyler's Football Recruiting Newsletter**...a Bluechips magazine All-American selection by Max Emfinger...preseason All-American by Tom Lemming's **Prep Football Report**...**Athlon's** preseason Elite 50 selection...a standout in basketball and track...played at Ferris High School for Harry Lerner...born 7-29-77

**Corey Hulsey****OT...6-7...300****North Hall HS...Lula, GA**

Named to the **SuperPrep** All-Dixie squad...a **Bluechip Illustrated** honorable mention All-American...ranked as sixth best offensive lineman entering ACC in 1995...rated as the number-two OL in eastern region by **Plyler's Football Recruiting Newsletter**...member of the **Atlanta Journal-Constitution** Georgia Top 50...graded out at 89% on the OL...made 75 tackles, five sacks, and three fumble recoveries on DL...a four-year letterman...won Prudential Insurance Rock Award for most outstanding lineman in Hall County...named team captain...all-state and all-area choice...bench presses 405 and squats 600...state shot put champion as a junior...also wrestles...plans to major in forestry at Clemson...played for Coach Don Golden at North Hall High School...born 7-26-77

**Chris Jones****LB...6-2...215****Monroe Area HS...Monroe, GA**

Had over 1,700 all-purpose yards his senior season including over 1,400 rushing yards...received the Marines Award as the United States player-of-the-week for his performance vs. Loganville High in 1994...ran for 329 yards on 15 carries in that game...also named the player-of-the-week by **The Atlanta Constitution** and **Athens Banner-Herald**...played linebacker...all-region and all-area selection...a four-year starter...also runs track at Monroe Area High School...played for Head Coach Mark Whitley...born 9-30-76

**Billy Luckie****QB...6-2...205****Choctawhatchee HS...Ft. Walton Beach, FL**

**Bluechip Illustrated** All-American selection...rated the top QB prospect in the South by **Forrest Davis' Football Recruiting Annual**...number-three overall prospect in Florida according to 1995 Clemson Football

**Plyler's Football Recruiting Newsletter** and third-best QB in eastern region...a **SuperPrep** All-American selection...rated as the best QB prospect in Florida and ninth best overall by **SuperPrep**...listed as 4th best QB in Southeast by **Bluechip Illustrated**...listed as one of the top 250 players in the nation by Tom Lemming's **Prep Football Report**...ranked as one of the top six dropback QBs in Dixie region by Max Emfinger...passed for 3,587 yards, 22 TDs and only five interceptions during his last two seasons at Choctawhatchee High School...also rushed for 17 TDs...Top 75 in Florida selection by **The Florida Times-Union**...played for Head Coach Lionel Fayard...born 2-3-77

**Damonte McKenzie****FB...6-2...230****Lake City HS...Lake City, SC**

A **Bluechip Illustrated** All-Southeast Region selection...eighth-best player in South Carolina and second-team All-Eastern Region according to **Plyler's Football Recruiting Newsletter**...member of the South Carolina Shrine Bowl team...17th best player in South Carolina according to **SuperPrep**...rushed for 1,566 yards and 15 TDs as a senior...named a Bluechips All-American by Max Emfinger...had 12 sacks on defense and had 45 knockdown blocks as a fullback...selected to the AAA all-state team by **The State**...13th best prospect and first-team all-state pick by the **High School Sports Report**...second-team all-state according to **The Greenville News**...Carolinas Top 50 selection by the **Charlotte Observer**...led Lake City to a 12-2 record and an appearance in the Class AAA semifinals...played for Coach Mickey Moss, who described him as the most intense player he has ever coached...born 3-25-76.

**Joedy Mitchell****OT...6-6...270****Heritage HS...Conyers, GA**

Named to Bluechip Illustrated's All-Southeast Region squad...among Georgia High School Football's Top 111 prospects in Georgia...member of Georgia State High School Association AAAA preseason team...selected to play in the Georgia-Florida all-star game and started at offensive guard...a preseason top 50 player in the southeast by Tom Lemming's **Prep Football Report**...also plays basketball, baseball and throws the shot and discus in track...can power clean 270 pounds...played nine games as a senior with a cracked bone in his ankle...played for Head Coach Chuck Lindy at Heritage High School...named MVP in field events for the 1995 season...placed 5th in the region in the shot and discus...played center for Heritage H.S. where he was named to the All-sub region for the 1995 season...born 7-28-76.

**Wayne Moore****DB...5-9...170****Union HS...Lake Butler, FL**

Top 100 in Florida by **Plyler's Football Recruiting Newsletter**...3-A all-state choice...named all-area, all-conference, and all-region...named MVP of state championship team at Union High School...named a Bluechips All-American by Max Emfinger...won the Florida state 200-meter title with a time of 22.01...has run the 200 in 21.6 and 100 in 10.6...runs the 40-yard dash in 4.4...all-state in track...played his football for Robbie Pruitt at Union High School...born 7-6-76.



**Chris Rice**  
**DB...5-10...175**  
**Starkville HS...Starkville, MS**

Rushed for 1,708 while averaging 9.9 yards per carry and scoring 14 TDs as a senior...made 63 tackles in the secondary with two sacks....Division II-4A Offensive Player-of-the-Year...selected to play in the Mississippi-Alabama all-star game last June...first-team all-state member...three-year starter...cousin of the NFL's all-time career touchdown leader Jerry Rice...played point guard on the basketball team and ran track...runs 4.6 40-yard dash...teammate of Antwan Edwards since the seventh-grade and they attend the same church...played for Coach Chuck Friend at Starkville High...born 12-7-76

**Anthony Simmons**  
**LB...6-1...198**  
**Spartanburg HS...Spartanburg, SC**

**Plyler's Football Recruiting Newsletter** Co-Defensive Player-of-the-Year for the entire East Coast...South Carolina Defensive Player-of-the-Year by the **High School Sports Report**...number-one prospect in South Carolina according to **SuperPrep** and **Plyler's**...a Bluechips All-American pick by Max Emfinger...a **SuperPrep** All-American choice, that publication listed him as the ninth-best linebacker in the nation...third best prospect in South Carolina according to the **High School Sports Report** and chosen to that newspapers all-state squad...named All-South by **The Orlando Sentinel**...named all-state by the **Greenville News** and **The State**...two-time all-region 2-AAAA selection...**Spartanburg Herald-Journal** Defensive Player-of-the-Year...Defensive Lineman-of-the-Year choice by the **Greenville News**...led Spartanburg High to the Big 16 State Championship...led his team in defensive production points in all 15 games...had 20 tackles in the state championship game that was played at Death Valley...has power cleaned 290 pounds...played for Head Coach Doc Davis...born 6-20-76.

**Brandon Streeter**  
**QB...6-3...180**  
**Gettysburg HS...Gettysburg, PA**

Rated as the 17th best overall prospect in Pennsylvania by **Plyler's Football Recruiting Newsletter** and 11th best QB in the eastern region...passed for more than 4,000 yards over the last two seasons and led his team to records of 12-1 and 10-2...as a senior, he completed 65 percent of his passes and had 19 TDs with only five interceptions...played for Sam Leedy at Gettysburg High School...averaged 17 ppg for Gettysburg basketball team...runs a 4.8 in the 40-yard dash...ranked in the Top 10% of his class with a cumulative 3.8 grade point average...won the Charles Huber Award for the outstanding athlete in the area as named by the **Gettysburg Times**...recipient of the Don Brean Award for the outstanding athlete at Gettysburg H.S...born 1-1-77.

**Robert Talley**  
**RB...6-0...230**  
**Lehman HS...Bronx, NY**

Signed with Rutgers in 1994 but did not attend school in the fall...An all-New York State choice in the fall of 1993...**New York Daily News** and **New York Newsday** All-City pick in 1993...he was also **Newsday's** Bronx-Manhattan Player of the Year...all-city selection as a junior in 1992...rushed for 1,202 yards and 16

TDs as a senior at Lehman High School...also returned two kickoffs, two punts and an interception for TDs...had five interceptions and 58 tackles in the secondary...played for Coach Carmine Colasanto...born 8-3-75.

**John Thompson**  
**LB...5-10...220**  
**Fletcher HS...Jacksonville, FL**

Made an amazing 205 tackles in 12 games for Fletcher High School...also forced seven fumbles, recovered eight, and intercepted three passes...named Jacksonville area Defensive Player-of-the-Year by the **Florida Times-Union** and was selected Florida First Coast Defensive Player-of-the-Year...District 6-A Player-of-the-Year and 6-A all-state...a four-year letterman who registered 620 career tackles, caused 23 fumbles, and recovered 16 fumbles...three-time all-region selection...first-team North Florida All-Academic selection...selected to participate in the North-South game...runs a 4.6 40-yard dash...teammate of Rahim Abdullah at Fletcher High...played his football for Joe Reynolds...born 2-10-77.

**Eric Williams**  
**DL...6-3...250**  
**Marlboro County HS...Marlboro, SC**


Quick lineman who registered 158 tackles, 15.5 tackles for loss, six sacks, and recovered seven fumbles as a senior at Marlboro County High School...Region 5-AAAA and Channel 13-TV Defensive Player-of-the-Year...two-time all-region selection...all-state pick by the **High School Sports Report**, as they listed him as the 20th best prospect in the state...listed as one of the top linemen in the Dixie region by Max Emfinger...Shrine Bowl selection...33rd best overall prospect in South Carolina according to **Plyler's Football Recruiting Newsletter**...first-team All-State selection by **The Greenville News**...a three-year starter...played his football for Coach Reed Charpia, who is the father of former Clemson defensive back Rusty Charpia...born 9-2-77.

**Bennie Ziegler**  
**LB...6-3...218**  
**Gibbs HS...St. Petersburg, FL**


A **Bluechip Illustrated** All-American selection...#18 DL in south-east according to **Bluechip Illustrated**...ranked as the number-two OLB in Florida by the **Florida Times-Union**...named a Bluechips All-American by Max Emfinger...made 153 total tackles with seven sacks during his senior campaign...named all-area by the **St. Petersburg Times** and **Tampa Tribune**...nicknamed "Ziggy"...played in the North-South all-star game...team captain...three-year letterman...played for Head Coach Al Davis at Gibbs High School...an outstanding basketball player who averaged 20.3 ppg and 12 rbs his senior season...named All-conference three consecutive years...Most Valuable Offensive Player...led team in rebounds and blocked shots...a member of the All-city academic team for 1994-95...earned player-of-the-week honors in September and October by the **St. Petersburg Times** and **Tampa Tribune**, respectively...played baseball as a relief pitcher for Gibbs H.S...born 5-29-77.




# Veteran Receivers




Jim Abrams




Derek Basileo




Mike Brice




Chris Brooks




James Chapelle




Orlando Davis




Bashon Johnson




Johnny Lynch




Richard Mangus




Matt McLeod



Mike Moseley



Chris Robbins



David Richardson

## 1995 Bowl Information



<u>Bowl (site)</u>	<u>Stadium</u>	<u>Network</u>	<u>Kickoff</u>	<u>Date Played</u>	<u>Match up</u>
<b>Builders Square Alamo</b> San Antonio, Texas	Alamodome	ESPN	8:00 p.m. ET	December 28, 1995	Big 10 #4 vs. Big Eight #3
<b>Carquest Bowl</b> Miami, Florida	Joe Robbie Stadium		7:30 p.m. ET	December 30, 1995	Big East #3 vs. ACC #4
<b>Compusa Florida Citrus</b> Orlando, Florida	Citrus Bowl/ Orange Co.	ABC	1:00 p.m. ET	January 1, 1996	Big Ten #2 vs SEC #2
<b>Cotton Bowl Classic</b> Dallas Texas	Cotton Bowl	CBS	1:30 p.m. ET	January 1, 1996	WAC #1/PAC 10 #2 vs. Big East #2
<b>Federal Express Orange</b> Miami, Florida	Orange Bowl	CBS	8:00 p.m. ET	January 1, 1996	Alliance vs. Alliance
<b>Fiesta</b> Tempe, Arizona	Sun Devil Stadium	CBS	8:30 p.m. ET	January 2, 1996	Alliance vs. Alliance
<b>Freedom</b> Anaheim, California	Anaheim Stadium	Raycom	9:00 p.m. ET	December 28, 1995	Open vs. Open
<b>Gator</b> Jacksonville, FL	Gator Bowl	NBC	12:30 p.m. ET	January 1, 1996	ACC #2 vs. Big East #2
<b>Holiday</b> San Diego, California	Jack Murphy Stadium	ESPN	8:00 p.m. ET	December 29, 1995	WAC #1/ PAC 10 #2 vs Big East #3
<b>Jeep Eagle Aloha</b> Honolulu, Hawaii	Aloha Bowl	ABC	3:30 p.m. ET	December 25, 1995	PAC 10 #4 vs. Big East #6
<b>Las Vegas</b> Las Vegas, Nevada	Sam Boyd Silver Bowl	ESPN	9:00 p.m. ET	December 14, 1995	MAC #1 vs. Big West #1
<b>Nokia Sugar</b> New Orleans, Louisiana	Louisiana Superdome	ABC	7:30 p.m. ET	December 31, 1995	Alliance vs. Alliance
<b>Hall of Fame</b> Tampa, Florida	Tampa Stadium	ESPN	11:00 a.m. ET	January 1, 1996	Big Ten #3 vs. SEC #3
<b>Peach</b> Atlanta, Georgia	Georgia Dome	ESPN	8:00 p.m. ET	December 30, 1995	ACC #3 vs SEC #4
<b>Poulan/Weed Eater Inde.</b> Shreveport, Louisiana	Independence Stadium	ESPN	6:00 p.m. ET	December 29, 1995	Open vs. Open
<b>Rose</b> Pasadena, California	Rose Bowl	ABC	5:00 p.m. ET	January 1, 1996	PAC 10 #1 vs. Big Ten #1
<b>St. Jude Liberty</b> Memphis, Tennessee	Liberty Bowl	ESPN	12:00 p.m. ET	December 30, 1995	Midwest Alliance vs. Open
<b>Sun</b> El Paso, TX	Sun Bowl	CBS	2:30 p.m. ET	December 29, 1995	PAC 10 #3 vs Big Ten #5
<b>Weiser Lock Copper</b> Tucson, Arizona	Arizona Stadium	ESPN	9:00 p.m. ET	December 27, 1995	WAC # 2 vs Big Eight #5

1995 Clemson Football

CBS will televise the National Championship game in the Fiesta Bowl.



# Tiger Interviews

## Marvin Cross

### What are your goals this year?

"To win an ACC championship and to play in a major bowl game are the team goals. To improve on last season and go to a major bowl would build up confidence in this program. We have not gone to a big January 1 Bowl since 1991. Doing so would be a big lift for the coaches, the fans, and the players. Personally I would like to just improve on last year in every category."

### What do you think about this year's defense?

"I think we have some experience. The defensive linemen and secondary have great experience at their positions and have played together for a few years. There are several players who have been named preseason all-conference so there is talent too. The linebackers also have experience, maybe not at the position they are playing, but they have played well over the years. They are a very fast group with a great deal of talent, they just don't have experience at the position they are playing this year."

### What was your best experience at Clemson?

"The Peach Bowl win. The team stuck together when we were losing and kept fighting. Everyone on the team was pulling for each other. It was a true demonstration of team work. That experience makes me hungry to return to a bowl game."

### How do you feel about the NFL coming to town?

"Having the Panthers play here will add excitement to this area. We have to find a way to change our Sunday practices, because I want to watch the games. I am looking forward to watching players I know like Patrick Scott, who I played with in high school."

### Who do you follow in professional football?

"I like the Cowboys, but with Chester (McGlockton) playing for the Raiders I became a fan of theirs. Really I like all the teams that have Clemson players, so I guess I like a lot of teams. I especially like Tampa Bay because three of our linebackers from last year are on that team."

"Individual players that I like are Charles Haley and Junior Seau. Haley plays the same position and is not that big, just like

me. He proved the critics wrong and became a great player. He is also such a great team leader, which is something I admire. Seau is another player I really like because he is intense at all times and plays through pain. When he lines up he is going to give 100%. He is also a great person off the field helping kids and doing things for the community. I would like to do more of that, but it is difficult to find the time with football and classes."

### Who is the biggest influence in your life?

"My mom. Being a single parent she did a great job raising me. Thankfully she kept me out of the wrong places and away from the bad crowd. She often would put her foot down to keep me straight."

"She always found ways to provide for me even though she did not have much money. It would be nice to advance to the next level so I could pay her back."

### What would you change in college football?

"No matter what, the two top teams should play each other at the end of the year for the National Championship. A playoff system would drag out the season, but the two top teams could still play."

"I also feel that athletes should get paid something. It is not fair that a lot of the players come from families that have very little and they can't get any money while playing. Players have very little money to spend on the necessities, because, unlike non-athletes, scholarship athletes can't have a job during the academic year. A percentage of what the athletes bring in should be given to all the athletes."

## Brian Dawkins

### What goals have you set for this season?

"I would like to be a better tackler than I was last season and bring my intensity up. I felt I lost some of that intensity at the end of the 1994 season. I'd like to be more vocal on the field so I can help my teammates. Last year, I let my actions speak for me and was very low key when it came to on-the-field leadership."

### Where do you see yourself after Clemson?

"Hopefully, if everything goes right, I'll be playing at the next level. One of my ambitions is to play in the NFL and compete against the best athletes. I'm like a lot of players who dream of playing in the NFL. But, if I don't I will get my degree and put it to use."

### Who is your favorite NFL player?

"To this day, Ronnie Lott still stands out in my mind as someone I've looked up to. I think his intensity was an attribute that really stuck in my mind. I used to have old game tapes of him when he played with the San Francisco 49er's, and I really admired the intensity he brought onto the field for play after play. You'd see him get hurt and then a few minutes later, after some smelling salts, he'd be back on the field."

### What is your biggest thrill on the field at Clemson?

"The first game of my sophomore year against UNLV would have to be my biggest thrill, because it was the first game I ever started. It was the first time I really got out there in front of all those people. I was so hyped that I couldn't breathe, my mouth was real dry. Just being out there for the first time, knowing I was going to start, stands out in my mind. The excitement I felt out there was something I'll remember for a long time."

### Describe "the most exciting 25 seconds in college football"?

"My freshman year when we played Florida State at home under the lights is my most memorable run down the hill. Even though I wasn't going to start that game, the feeling I had that night, I'll probably never experience again. It was the support you felt, and the excitement surrounding the game. You could see the light towers swaying in the air, all of the purple and orange in the stands. When you are standing on the hill everybody is looking directly at you and cheering for you. When the cannon goes off and you start down the hill... it gives me chills just thinking about it. It's one of the greatest feelings of excitement I've ever experienced in my life."

### As a senior, have you assumed the role of leader for the team?

"Yes. If you really know me, you know that I'm not a real talkative person, but sometimes I'll give advice on coverages and certain strategies to my teammates. This year I have to be a little more vocal on the field, because last year I pretty much let my actions do the talking for me. Some guys will ask me how to keep themselves motivated and at a consistent level in both the classroom and on the field. I try to tell them not to strive to be like someone else, but rather work harder and surpass them."



**How is married life and how has it affected you on and off the field?**

"Married life has really matured me. It makes me look at things in a different perspective, because now I have another person in my life. On the field, it has allowed me to look at my role as a football player differently. When I'm on the field, I strive to improve with every play and I look to my wife for support and guidance. She knows my personality and work ethic and when I'm not performing up to my potential, she lets me know.

"Whenever I get hurt or need some advice, she is always there for me with support and love. Off the field, if I have a question about schoolwork, she's always there to help me work through the problem. I believe my wife's advice and support have shown me that football won't always be there, and that it is important to stress academics above athletics."

**Warren Forney**

**How tough has it been to go to graduate school and play football?**

"Balancing the two is something that I basically have to do. I handle the task at hand that way. Graduate school is, challenging, it's always challenging, but it's sort of like a roller coaster. It's up and down a lot. I can juggle both because it's something I want to do. I want to go to graduate school and I want to play football. I want to excel as an athlete, but I also want to excel

as a student. It's simple, I know my responsibilities.

"During the day I won't have class, but at night I will. Basically I just have to learn to adjust my schedule to the classes."

**What are your career goals?**

"There's a lot of things I want to do. I'd really like to get into personnel management and get my feet wet there, so to speak and just work within that area. Ultimately, if I stay in collegiate athletics, I'd like to be an athletic director one day at a really nice university. That's what I would love to do, but right now I'm still searching for the skeleton key so I can open up the door for myself. I think that's the key that I need. The ladder of opportunity is there and it's up to me to climb it."

**Do you see yourself as a team leader?**

"I think some of the players see me as a little crazy at times, I'm a jokester. But, with all seriousness, they know that I'm there for them. Everyone always calls me "Stepdad". I've been through a lot of different things in life and a lot of people know that. I'm not trying to pat myself on the back, but I worked through some tough times and I think my teammates appreciate that.

"My teammates know I'm going to be real with them, when I talk to them. I'll tell them if I think something is right or wrong, especially if they ask me to do that. I think they see me as someone that's going to be their friend and they know that I'll tell exactly

what I see. I think my teammates know that off the field and on the field they can count on me."

**How have you coped with your injuries?**

"I've had some difficulties with injuries. People think I'm injury prone, but I disagree. It has been difficult to keep going at times with a serious knee and elbow injury. When I was in prep school, someone asked my coach if he had someone in his foxhole with him, who would it be. He said he would want me there with him. He had that much confidence and that much faith in me and it meant a lot to me.

"Your faith is sort of tested when you have serious injuries. Last year, here I was again with an injury (elbow) that was nothing compared to the knee injury. At least I could run and drive my car. I couldn't do a lot of things, but I could do some things. I decided to keep on fighting. I really feel as though it was another test for me to see how much I wanted to excel."

**What was your most enjoyable year so far?**

"The 1992 season, I love that year. Coach (Les) Herrin and I were talking one day before Spring practice. Chester McGlockton had just left and that spring I finished up number-one on the depth chart because I had worked so hard. Everything was great. I know what I can do as a player and I tried to enhance the positive things I had as a player that year. I worked hard on my weaknesses and improved as that year went on, and finished third on the team in tackles. And, I was healthy the entire year."

**Dexter McCleon**

**What has it been like working on just football instead of baseball and football?**

"It has given me an opportunity to concentrate a lot more on football. I've also had more time to spend in the weight room to help me become a lot stronger. My speed is another thing I have had time to work on since I have been concentrating on just football. Most importantly it has helped me get my mind set towards football."

**What goals do you have going into your junior season?**

"My number-one goal is to help the team have a winning season and for us to go to major bowl game. Overall, right now we are just shooting at winning the ACC



Forney, seen here accepting the 1994 Algernon Sydney Sullivan Award, is one of Clemson's most decorated student-athletes in history.

1995 Clemson Football



Championship. If you win the ACC the bowl games will take care of themselves. We want everyone on the team coming together striving for the same goal."

**Who have been the most inspirational people in your life?**

"I would have to say my parents because I didn't know which way I was going or where I was going to end up when I was in high school. Both of them have stood by me the whole three years that I have been here. Right now they have put me on the right path and hopefully I can do a little bit more than I expect of myself."

**What was it like focusing on one position during the 1994 season?**

"I began to feel comfortable by midseason. I started out kind of slow because I missed spring practice playing baseball. The more and more experience I got the better I played. Also I started to feel more confident in myself and I think that will make me that much better this year."

**How difficult was it to move to the secondary from offense?**

"It is a whole different mind set. Going from offense to defense is different period. It is just a different mental and physical attitude when moving from quarterback to defensive back, it was almost like starting over again. Since I played quarterback I have a little extra edge at defensive back because I can anticipate where the ball is going. At quarterback you're in control and it is up to you to get things going."

"On defense you could go five or six plays with nothing even happening your way, but you still have to be ready because the next play could come your way. Basically you have to anticipate the ball coming your way every play."

**How would you compare coach West and Coach Jack Leggett?**

"One similarity is that they are both hard nosed coaches and they both are aggressive coaches who like to go right after the opponent. Coach Leggett tries to instill that aggressive attitude when it comes to baserunning. Coach West instills the aggressive attitude on offense and defense. Coach West wants us to be a lot more physical than the other team, you can see that in our practices. I really don't see much difference between the two. They both like to work hard and they both like their teams to be well conditioned."

**Raymond Priester**

**How would you describe your first season at Clemson University?**

"Well, I liked it a lot. It was a different scene from high school. I came in and didn't know what to expect. At first I was a excited and a little nervous at the same time, because I had to find my place in the system. I worked real hard the entire season both in the classroom and on the field. Once I found my way around and got comfortable with college, it came along nicely."

**What goals have you set for the 1995 season?**

"My main goal off the field is to make the academic honor roll. I've been working hard on the books and I hope it will pay off. On the field, I'm working hard to try and be the best fullback that I can be. Hopefully with my hard work, I'll be able to contribute to the good of the team more this season."

**Who do you look up to on the team?**

"Patrick Sapp and Brian Dawkins are two of the guys I really look to for advice and support. They've been around for three years and they know the system well. If I have any problems both in school or on the field, I know that I can talk to both of them."

**What was it like running down the hill for the first time?**

"It really doesn't hit you until you get off the bus and rub the rock. You then realize that you are standing in front of 80,000 screaming fans and they are all screaming for you. You kind of lose your breath when you are standing on the hill. For a second, your heart is pounding and you get caught up in the moment. It's like no other feeling in the world, you have to be there and experience it. Seeing it on television doesn't compare to actually being in the stadium."

**What changes have taken place personally since you've been at Clemson?**

"I think I've matured a lot since coming to Clemson. The parents aren't here and you learn to live on your own for the first time. I've tried to make good decisions on my own. Academically, I've learned that you can't just get by on the study habits you learned in high school, but you have to settle down, study hard, pay attention in class, and take good notes. Academics come first, because if you don't have the school, then you won't last long in the college environment or anywhere for that matter. Athletically, I've found out the hard way. College football is a lot more intense and physical. You are going hard during prac-

tice and constantly hitting hard, and your body takes a beating."

**How has your family influenced and supported you during your first year at Clemson?**

"My family is very supportive, and they try to make it to every home game. I have a big family with nine brothers and sisters, so they all look up to me and I use their support and guidance when making decisions on and off the field. I can go back to my family and they always have something positive to say and are behind me 110%."

**Patrick Sapp**

**How has the transition to linebacker been?**

"It has been easy in some respects because I have the size and the strength and speed to play linebacker. I also know offenses very well after having played quarterback for three years. I can recognize things quickly. I am able to predict what they will run out of certain formations. I recognize tendencies they have out of a certain formations and with certain people on the field."

"The hardest thing about the change has been the attitude. There is a different mentality when you play linebacker. When I was a quarterback I had to be cool and calm every snap, keep my head and keep focused on all my reads and plays. But as a linebacker you go all out, aggressive."

**How does sacking instead of being sacked feel?**

"Sacking the quarterback gives me the same feeling as when I would throw a TD pass. You work so hard every play and then it finally pays off and you get to the quarterback. At first in practice I was not able to follow through with the tackle when I got by the man blocking. Nealon and Louis were my partners for so long. But Coach Johnson kept after me and I finally got tired of that so I went after them and sacked them."

**Did you enjoy playing with the Clemson basketball team?**

"It was a great experience for me. I learned a great deal and had a lot of fun. The drills we went through helped me a great deal with my quickness and I was in the best shape of my life. It helped me with my change to outside linebacker. Being around different guys was also good. They are calmer more laid back athletes compared to the football players. I had fun



being a part of their team.

"Changing sports took some adjusting though. In football when you get frustrated you can take it out on someone the next play, lower your shoulder on a guy, but you can't in basketball. I had to learn to stay calm. Both are physical sports but in a different way."

#### **Who do you follow on the professional level?**

"The Dallas Cowboys were always my favorite team and I have always liked offensive players like Tony Dorsett and Emmitt Smith. College players are what I look to though for setting my standards. I want to do as well or better than other college players. For example I would like to have more sacks than Wardell or more tackles than Darnell had last year."

#### **Who has been inspirational in your life?**

"Coach Stockstill has been a great inspiration to me. He is one of the main reasons I came to Clemson. He is a good friend and was my coach as well. He has helped me through some rough times as well as being there during my good times. He is always there for me to talk to. We have a great deal of respect for each other. When I was considering changing positions he told me to do what is best for me and that he would be behind me 100%."

"In high school he told me the truth. He told me things I really had a chance to do and things that I would not be able to do if I came to Clemson. He never told me lies or tried to mislead me. He told me right from the beginning what was going to happen and what I needed to do."

#### **Should players get paid?**

"I feel college athletes should get paid. The universities should look at a player's background like they do with financial aid to determine how much they receive. I think it would cut down on the abuses that take place too because it would give people some money that they need. It is not fair that players bring in as much money as we do and then there are guys that can't afford to do anything because they have no money. The time we put into the sport should be worth something."

#### **What are your goals this year?**

"I would like to lead the conference in some category. In order to reach that goal I have to work very hard. It is up to me, I can become as good as I want to. As a team we would like to win the conference championship and go to a bowl game."

1995 Clemson Football

With new coaches you are going to go through a learning period. Last year we learned a big lesson and it brought us close. We now know we have to work hard."

#### **Louis Solomon**

#### **What are your personal goals after you leave Clemson?**

"After I finish playing at Clemson, I really want to get involved in coaching. From there, I would like to pursue the education field and teaching. I like to teach and I would like to be able to teach the skills that I have learned to athletes. I haven't really thought about the hours that coaches keep, but I'm sure that once I get into it, I'll probably change my mind. I could be a good teacher of the game and that's what it takes to make a good athlete or to shape a good athlete."

#### **Why do you want to be a teacher?**

"I like to help people out, and that's why I got into teaching. Special education kids are the ones that need the help the most. I work with emotionally handicapped kids and a lot of their problems aren't just academic, a lot are social problems, behavior problems. They need someone to talk to, someone to guide them. That's what I like about helping them. It's not just all academics."

"Being a football player was an advantage for me with the kids. They see me as a football player first and they gave me that respect right off the bat. They were curious to find out the things that we did. I kind of used that to settle them down if they ever got out of hand."

#### **What do you think about the Carolina Panthers Coming to Clemson?**

"I think it's great. I think it's good for the area. Instead of people seeing games just on Saturday, they have the opportunity to see professional games on Sundays. I think there will be a pretty good showing from the people in this area."

"For us, it may bring a little more exposure to Clemson, since this is where the expansion team is going to play. It will bring more exposure to the campus and the general public will learn a little more about Clemson. That can only help the University and the athletic department."

#### **Who is your role model?**


"My mother, without a doubt, is my greatest influence. She's a strong willed person who stands by her word. Your word is very important, I was raised that way."

#### **Did you always know you wanted to play football?**

"My older brother started to play, and since then, I knew that I wanted to play. I just wanted to have fun with it. I played football in high school and that gave me the opportunity to come to Clemson. I was recruited by several other schools. The area and the people that were around here, I really felt comfortable with. The small-town atmosphere fits my style."

#### **Are you close friends with Warren Forney?**

"Warren is a great person. He's very outspoken, an intelligent person. He's



Sapp has been getting in shape for his new position.



been a great friend, and has become my best friend since I've been in college. I can always depend on him if I need anything."

#### What has been your best moment on the field?

"It has to be the game at Virginia in 1992. I had the opportunity to come in when we were down 29 points and then we came back to win. The feeling after the game in the locker room was unbelievable. To see how all the players came together and everyone was so happy was just a great moment. We felt confident that we could come back and we did. I think that was the greatest feeling I've ever had."

#### How has Vickery Hall helped you become a Clemson graduate?

"I think Vickery Hall is an excellent center. It gives the student-athlete the opportunity to work on computers, to work with tutors. One year I was having trouble with sociology and I got a tutor to help me out with the class. The help changed my grade from a D to a B. If an athlete utilizes the source that they have, the facility can be a great one."

"It helped me out a great deal. I'm going to graduate in four years and have a year left over after changing my major, so it did help me out a great deal. Now I have a chance to get a master's degree. That is my next academic goal."

#### Antwuan Wyatt

#### Are you happy to be concentrating on just one position this year?

"I feel pretty confident knowing that I won't be moving around like last year. I will get a chance to concentrate on one position without having to worry about where I will be playing next week. It should be pretty good this season."

#### Is there one wide receiver you look up to on the team or in the pros?

"I respect all of them because of what they have done, they have earned my respect. A lot of them have good attitudes. I guess my favorite receiver would be Tony Horne because he and I are the closest among the receivers at Clemson. In the NFL I look up to Jerry Rice, which just about everybody does. I use him as an example of how I could be."

#### What goals (team and personal) do you have going into 1995?

"Our first goal is to beat Western Carolina the first game. After that we going to try to beat Florida State and finish the rest of the season as ACC Champions and hopefully National Champions. Personally I want to be more of a team leader. I want to be more vocal, I believe I am a leader, but I let my actions do more than my talking. I would like to be more vocal with the players so they

can get to know me a lot better and I can work on motivating my teammates."

#### If you could change one thing about college football, what would it be?

"I would pay athletes because we can't work during the season and we just don't have much spending money. I don't think we should be paid by the hour, but instead we should be paid by the month. Between all the money that schools get from bowls and television I feel like they should give out an equal share to all the schools. It needs to be an equal share to all the players, so there wouldn't be an advantage in recruiting."

#### What was it like growing up with a father who played in the NFL?

"My father gave me good advice because he has been a player, a player at a high level. In terms of working out, preparing myself mentally, it has helped. He can still beat me in a short dash. He might be old, but he's fast."

"Because my father coached with Coach Stockstill, I felt like I knew him when I was being recruited. He was someone I could trust because I had known him since I was a kid. We used to play catch at practice (Bethune Cookman)."

### Clemson's Record by Day

Jan. 1	6-4-0	.600	Sept. 29	4-4-2	.500	Oct. 27	2-5-0	.286	Nov. 24	7-9-0	.438
Jan. 2	1-0-0	1.000	Sept. 30	3-8-0	.273	Oct. 28	7-8-1	.469	Nov. 25	7-5-1	.577
Sept. 2	2-0-0	1.000				Oct. 29	9-3-1	.731	Nov. 26	3-5-3	.409
Sept. 3	3-0-0	1.000	Oct. 1	6-5-1	.542	Oct. 30	8-2-0	.800	Nov. 27	5-2-1	.688
Sept. 4	1-0-0	1.000	Oct. 2	5-7-1	.423	Oct. 31	12-6-0	.667	Nov. 28	7-3-0	.700
Sept. 5	3-0-0	1.000	Oct. 3	4-8-1	.348				Nov. 29	6-2-0	.750
Sept. 6	0-1-0	.000	Oct. 4	7-4-0	.636	Nov. 1	6-3-0	.667	Nov. 30	2-4-0	.333
Sept. 7	1-0-0	1.000	Oct. 5	6-7-0	.462	Nov. 2	10-3-0	.769			
Sept. 8	3-1-0	.750	Oct. 6	9-2-0	.818	Nov. 3	10-2-1	.807	Dec. 1	2-1-0	.667
Sept. 9	2-0-0	1.000	Oct. 7	9-4-0	.692	Nov. 4	8-4-0	.667	Dec. 2	0-1-0	.000
Sept. 10	1-3-0	.250	Oct. 8	6-6-2	.500	Nov. 5	9-3-2	.714	Dec. 4	1-0-0	1.000
Sept. 11	1-2-0	.333	Oct. 9	10-6-0	.625	Nov. 6	4-9-0	.308	Dec. 8	0-1-0	.000
Sept. 12	3-1-0	.750	Oct. 10	6-7-0	.462	Nov. 7	7-8-0	.467	Dec. 19	1-0-0	1.000
Sept. 13	1-2-0	.333	Oct. 11	8-5-0	.615	Nov. 8	7-4-1	.625	Dec. 21	0-1-0	.000
Sept. 14	1-1-0	.500	Oct. 12	5-4-2	.545	Nov. 9	7-8-0	.467	Dec. 27	1-0-0	1.000
Sept. 15	1-1-0	.500	Oct. 13	6-5-2	.538	Nov. 10	11-1-3	.833	Dec. 29	1-0-0	1.000
Sept. 16	2-0-0	1.000	Oct. 14	4-7-1	.375	Nov. 11	8-5-0	.615	Dec. 30	1-1-0	.500
Sept. 17	4-2-1	.643	Oct. 15	5-4-0	.555	Nov. 12	8-4-0	.667	Dec. 31	1-1-0	.500
Sept. 18	4-1-1	.750	Oct. 16	3-4-1	.438	Nov. 13	7-6-0	.538			
Sept. 19	8-0-0	1.000	Oct. 17	6-4-0	.600	Nov. 14	5-9-0	.357			
Sept. 20	7-2-0	.778	Oct. 18	4-3-0	.571	Nov. 15	4-6-1	.409			
Sept. 21	6-3-1	.650	Oct. 19	7-4-2	.615	Nov. 16	8-5-1	.607			
Sept. 22	7-3-0	.700	Oct. 20	9-4-0	.692	Nov. 17	10-3-0	.769			
Sept. 23	6-3-1	.650	Oct. 21	9-4-0	.692	Nov. 18	8-6-0	.571			
Sept. 24	9-1-1	.864	Oct. 22	8-8-0	.500	Nov. 19	5-4-0	.555			
Sept. 25	5-5-2	.500	Oct. 23	6-8-0	.429	Nov. 20	4-5-0	.444			
Sept. 26	4-5-2	.455	Oct. 24	6-5-0	.545	Nov. 21	5-5-1	.500			
Sept. 27	9-4-0	.692	Oct. 25	7-7-2	.500	Nov. 22	5-3-1	.611			
Sept. 28	7-4-0	.636	Oct. 26	7-2-0	.778	Nov. 23	8-1-0	.889			

#### Winningest Dates in Clemson History (min. 5 games played)

1.	Sept. 19	8-0-0	1.000
2.	Nov. 23	8-1-0	.889
3.	Sept. 24	9-1-1	.864
4.	Nov. 10	11-1-3	.833
5.	Oct. 6	9-2-0	.818
6.	Nov. 3	10-2-1	.807
7.	Oct. 30	8-3-1	.800



# Ring of Honor

The Clemson Ring of Honor is in its second year of existence in Clemson Memorial Stadium. Last September 3, during ceremonies prior to the Clemson vs. Furman football game, Frank Howard, Steve Fuller and Banks McFadden were inducted into the Clemson Ring of Honor. As you can see by the photos on this page, the recipients are honored on the facade of Memorial Stadium.

The Ring of Honor is the highest honor a Clemson football player can receive. A recipient must first be a member of the Clemson Hall of Fame, earn at least an undergraduate degree, and make a significant contribution to the heritage of Clemson athletics. Honorees will have their jersey retired.

Howard was Clemson's head coach between 1940-69 and he guided Clemson to eight conference championships, six bowl games and six Top 25 seasons. He was inducted into the College Football Hall of Fame in 1989 and is the second winningest coach in ACC history. He had 165 wins when he retired, most in ACC history.

McFadden was named the Nation's most versatile athlete in 1939. He was an All-American in football and basketball, the only Clemson athlete in history to do that. McFadden led Clemson to its first bowl bid ever, a 6-3 win over Boston College in the 1940 Cotton Bowl. He was the number-three pick of the 1940 NFL draft, the highest draft selection in Clemson history.

Fuller is the only football player in Clemson history to be chosen an All-American on the field and in the classroom. Fuller was a first-team Academic All-American in 1977 and 1978 and was a third-team AP All-American in 1978. Fuller, who was ACC MVP on two occasions, is still Clemson's all-time leader in total offense. He was an NCAA Top Five Award winner in 1979, the only Clemson athlete to win the award.

This September 2, Jeff Davis will be added to the Clemson Ring of Honor. The Captain of Clemson's 1981 National Championship team was a first-team All-Ameri-

can that year when he led the Tigers in tackles with 175, the highest total in Clemson history. Davis was also named the MVP of the ACC and was the Defensive MVP of the Orange Bowl victory over Nebraska, the game that clinched the national championship for the Tigers.

## — RING OF HONOR GUIDELINES —

**Purpose:** The charge of the Ring of Honor committee is to bestow the highest athletic award presented by the Clemson Athletic Department on deserving candidates. The committee will examine the careers of candidates in all Clemson sports.

**Nominations:** Nominations are made by any member of IPTAY, a member of the faculty or a relative of a worthy nominee, and are accepted up to 30 days prior to the committee meeting. The committee will meet once every two years in the month of April to vote on the nominations.

Nominations will be made in the form of a letter with a complete list of accomplishments and submitted to the chair of the committee, currently Clemson Sports Information Director Tim Bourret, who will retain an active file of nominations. Letters of support may also be submitted. All nominations will remain on file for a period of three voting committee meetings (five years). The Chair of the Committee will screen all nominations to make sure they meet eligibility requirements.

**Eligibility:** This committee will recognize individuals who have demonstrated consistent and unique national excellence in their sport during their Clemson career. Their accomplishments must be significant on an individual and team basis. Their statistical accomplishments must be noteworthy, but they should also have an outstanding record in terms of leadership. In general, they must have made a noteworthy contribution to the history of the Clemson Athletic Program.

Athletic accomplishments after their Clemson career are not a primary consideration in the nomination, but they must retain an unblemished record of citizenship after they leave Clemson.

A candidate must be a member of the Clemson Hall of Fame and must hold a baccalaureate degree from an accredited four-year University or college.

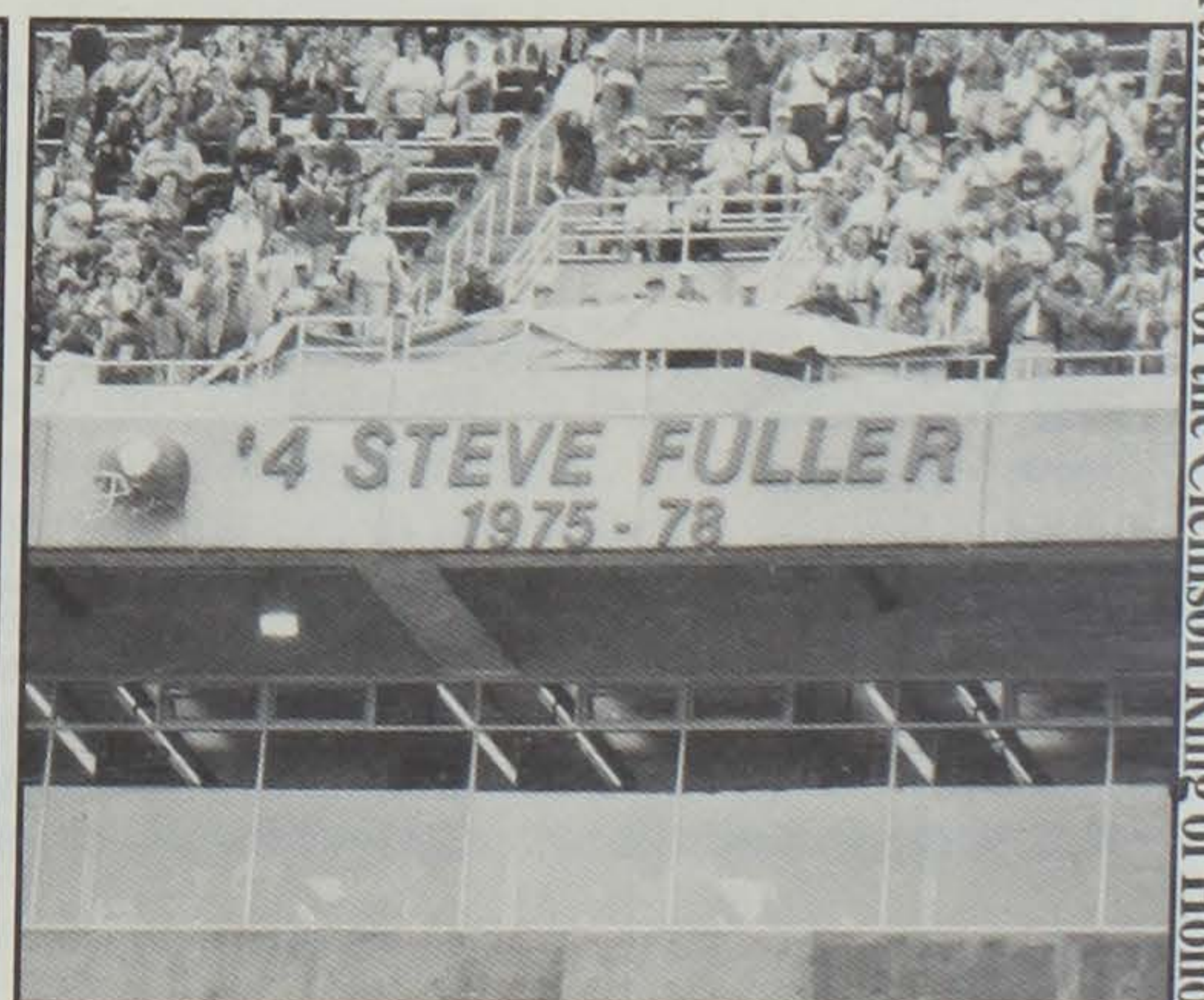
Financial contributions to Clemson University will not be a consideration when evaluating the candidates.

For a coach to be nominated he or she must be retired from coaching that sport at the college level.

**Selection Process:** Each member of the 11-person selection committee will cast one vote per sport. An honoree must obtain at least seven votes to be selected. There will be just one ballot. The committee does not have to select any honorees at its meeting. There shall be no more than one honoree in a sport for every two years.

**Conferring:** In the sport of football, the honoree will have his name, number, years participated and helmet enshrined in the Ring of Honor at Clemson Memorial Stadium. In the sport of basketball, the honoree's jersey will be hung from the rafters of Littlejohn Coliseum. In the sport of baseball a jersey replica will be hung from the fence of Tiger Field. Other sports will establish appropriate sites at the home facility.

When a student-athlete is selected the person's jersey is honored, but the jersey number may be worn in the future. However, it is encouraged that the number be issued only on special occasions. These occasions are determined by the head coach and athletic director. The ceremony honoring the recipient will be determined from a meeting between the honoree, the athletic director, the committee chair and the head coach of the sport involved.



On Sept. 2, Jeff Davis will become the fourth member of the Clemson Ring of Honor.





# Hall of Fame

Clemson has 127 Hall of Fame members, 62 played football for the Tigers.

Name	Sport(s)	Years In Sports	Year Inducted	Major Accomplishments
Jimmy Addison	Football	1965-67	1994	All-ACC, NCAA Postgraduate Scholar
Rusty Adkins	Baseball	1965-67	1977	Clemson's only three-time baseball All-American
F.E. Armstrong	Football	1918-20	1978	Three-year letterman, three-time Co-captain
Stumpy Banks	Football	1915-19	1975	All-State three years, All-Southern 1919, Two-time captain
Tom Barton	Football	1949-52	1987	1952 All-American, South Carolina Hall of Fame
George Bennett	IPTAY Director	1971-79,93	1989	IPTAY Membership doubled during his tenure
Joe Net Berry	Football	1934-36	1981	Honorable Mention All-American, Capt. of 1936 team
* Joe Blalock	Football	1939-41	1973	Two-time All-American in football
	Basketball	1940-41		
Bob Bradley	Sports Information Dir.	1955-89	1985	National Hall of Fame SID; CoSIDA Man of the Year, 1976
Jim Brennan	Basketball	1961-64	1983	All-ACC (2nd team) for two years; 1962 All-ACC Tournament
Thomas Brown	Football, Basketball	1933-37	1987	All-Southern Conference basketball; football all-state
Clyde Brown	Soccer	1972-75	1984	Two-time All-American, only four-time Player-of-the-Year in ACC soccer history
Shad Bryant	Football	1937-39	1979	Clemson's all-time kick returner, All-Southern Conf., 1939
Dude Buchanan	Basketball, Baseball	1938-41	1991	Career .400 hitter, All-Southern Conference in 1939.
Bob Burns	Tennis	1958-62	1977	All-ACC Tennis, played in US Open, 60-11 in singles
Charlie Bussey	Football	1954-56	1977	All-ACC; Academic All-American
Jerry Butler	Football	1975-78	1986	All-American football receiver, Frank Howard Award in 1979
Jackie Calvert	Football	1948-50	1977	All-America football safety in 1950
	Track	1949-51		
Jack Chandler	Track, Basketball	1920-25	1984	Undefeated in 100-yard dash, starter on basketball team
Dwight Clark	Football	1975-78	1988	NFL MVP 1982; Two-time All-Pro
Doug Cline	Football	1957-59	1991	Jacobs Blocking Trophy, All-ACC, Academic All-ACC
Ty Cline	Baseball	1959-60	1978	All-American in 1960, .336 career average
Roger Collins	Soccer	1969-70	1978	Two-time All-American in track; All-ACC in soccer
	Track	1968-70		
* Fred Cone	Football	1948-50	1973	Clemson's first 2,000-yard rusher, Top 10 all-time leading scorer
David Cooper	Tennis	1967-69	1983	Three-time ACC Champion
Bobby Conrad	Basketball	1976-80	1993	Three-time All-ACC Academic; Norris and Jim Weaver Award Winner; NCAA Post-Graduate Scholarship winner
Walter Cox	Football	1935-51	1984	Football player and assistant coach; starter on Clemson's first bowl team; former Vice President for Student Affairs; University President
	Football Coach/ Baseball Coach			
Bennie Cunningham	Football	1973-75	1984	Two-time All-American, Frank Howard Award winner
Jeff Davis	Football	1978-81	1989	All-American 1981, Captain of National Championship team
Bill Dillard	Football	1932-34	1991	Captain of basketball, All-State football
Russell Dorn	Boxing	1937-38	1979	Two-time Southern Conference boxing champ
John Dunkelburg	Track	1958-60	1976	Six letters, set two ACC track records
Dr. R.C. Edwards	Football Manager	1933	1984	Football Manager, University President (1959-79)
Mike Eppley	Football, basketball	1980-84	1990	Football All-ACC 1984. One of two football-basketball starters in NCAA Division I in 1982-83, 1983-84. Academic All-ACC football, basketball. Top-25 in nation in passing, 1983-84.
R.H. Fike	President IPTAY	1934-35	1978	Founder of IPTAY
Mac Folger	Football, Track	1934-36	1975	Led Clemson in rushing and scoring in 1936
George Fritts	Football	1939-41	1977	Three-year starter in football and track
	Track	1940-42		
Steve Fuller	Football	1975-78	1985	ACC Player-of-the-Year two consecutive years; First-team Academic All-American. NCAA Top-Five Award
Bobby Gage	Football	1945-48	1976	All-American 1948
Dreher Gaskin	Football	1950-53	1994	Clemson's first, first-team All-ACC
Rusty Gerhardt	Baseball	1969-72	1982	All-America pitcher, second in career wins (34)
Mutt Gee	Football	1914-17	1975	All-State (1916-17), All-Southern (1917)
Frank Gillespie	Baseball	1943, 47-49	1977	Three-sport letterman, Southern Conference Athlete-of-the Year
	Football	1946-48		
	Basketball	1946-49		
Buddy Gore	Football	1965-67	1986	ACC Player-of-the-Year, 1966-67
John Grdijan	Football	1955-57	1983	South Carolina Lineman-of-the-Year 1957, All-ACC
Billy Hair	Football	1950-52	1983	Two-time All-Southern Conference
R.G. Hamilton	Football	1896	1981	First Clemson Football Captain
John Heisman	Football	1900-03	1981	Coached Clemson to first undefeated season and won 83 percent of his games
Dick Hendley	Football	1946, 48-50	1984	Jacobs Blocking Trophy winner, lifetime
	Baseball	1949-51		
Doug Hoffman	Baseball	1957-59	1980	.331 hitter in baseball
	Basketball	1956-59		
P.B.Holtzendorff, III	Swimming, Tennis	1938-41	1976	All-American, MVP of NCAA regional in baseball
				Tennis & Swimming captain in 1941, led Clemson to Southern Conference swim title in 1939.





Hall of Fame Class of 1994 -- (Front Row L to R): Frank Copeland (Representing Dr. Riggs), Bob Paulling, Dreher Gaskin, and Dewey Quinn. (Back Row L to R): Henry Riggs Copeland (Representing Dr. Riggs), Mitzi Kremer, Jimmy Addison, and Annie Tribble.

Fred Hoover	Trainer	1958-pres.	1982	National Hall of Fame trainer
* Frank Howard	Football Coach/AD	1931-74	1973	College Football Hall of Fame coach, six ACC titles
Bob Hudson	Football	1947-50	1980	Four-year letterman in football and track
	Track	1948-51		
Bill Hudson	Football, Track	1954-56	1984	Honorable Mention football All-American, All-AFL
Frank Jervey	Benefactor	1914-83	1975	Mr. Clemson, served athletic department in various advisory capacities. Athletic building named for him
Bob Jones	Basketball	1927-30	1974	All-South Atlantic end as player, football, boxing and golf coach for 44 years
Homer Jordan	Football	1928-30		
	Football	1980-82	1993	Quarterbacked '81 National Championship team; All-ACC in 1981; MVP of '83 Orange Bowl
Barbara Kennedy	Women's Basketball	1978-82	1989	Three-time All-American, ACC career scoring leader
Terry Kinard	Football	1978-82	1992	Two-time All-American, National Defensive Player-of-the-Year, 1982
Don King	Football	1952-55	1992	Won National Sportsmanship Award, 1953; two-time All-ACC; led team in passing four years
Doug Kingsmore	Baseball	1951-54	1985	.346 hitter; on All-ACC team and first ACC Championship team
Tina Krebs	Track	1982-86	1993	Three-time National Champion; eight-time All-American; second-team Academic All-American in 1986; Frank Howard Award winner
Mitzi Kremer	Swimming	1986-89	1994	Four-time NCAA champion, bronze medalist 1988 Olympics
Joe Landrum	Baseball	1946-47	1974	Clemson's first baseball All-American (1947)
Bull Lightsey	Football	1922, 24-25	1976	Two-time All-Southern Conference Lineman
Noel Loban	Wrestling	1977-80	1991	First Clemson NCAA Champion in any sport
William Lynn	Track	1931-34	1986	Southern Conference 100-yard champion
Randy Mahaffey	Basketball	1964-67	1975	Three-time Academic All-ACC
Wayne Mass	Football	1965-67	1993	1966 All-American; Jacobs Blocking Trophy recipient; two-time All-ACC
Bill Mathis	Football	1957-59	1979	Started on three bowl teams, played 11 years pro football
Ray Mathews	Baseball	1948-50	1978	Top-five in Pittsburgh Steeler history in receiving, Top 10 scorer, #15 rusher in Clemson history
	Football	1947-50		
John Maxwell	Football	1902-03	1974	Led Clemson to 10-2 record in two years
Bill McLellan	Football/Ath. Director	1952-53; 66-85	1993	Organized facility improvements and growth of IPTAY
* Banks McFadden	Track, Football, Basketball	1937-40	1973	Named Nation's Most Versatile Athlete in 1939-40
Herman McGee	Trainer	1934-80	1976	First two-sport All-American in Clemson history
Carl McHugh	Swimming Coach	1947-76	1983	National Training Hall of Fame, served Clemson 46 years
				Head swimming coach, 28 years, Natatorium named in his honor





Covington (Goat) McMillan	Football	1928-29	1985	Backfield and head freshman coach who helped develop four All-Americans
Dr. Lee Milford	Football Coach	1937-64		
	Chairman Athletic Council, Physician	1930-54	1981	Chairman of Athletic Council for 25 years
Gene Moore	Football/Baseball	1946-49	1993	Two-year football starter; played in '50 Senior Bowl; led baseball team in total bases in 1948 and in triples in 1948 and 1949
Parker Moore	Golf	1973-76	1992	First Clemson ACC Golf Champion; played in 1977 Master's
Bruce Murray	Soccer	1984-87	1992	Herman Award winner, first national Player-of-the-Year in Clemson history
Jess Neely	Football Coach/AD	1931-39	1979	Head Football Coach, took Clemson to first major bowl, 1940 Cotton Bowl
Carter Newman	Track & Basketball	1924-27	1983	Led basketball team in scoring three years; state cross country champion 1924
Rock Norman	Track Coach	1940-57	1974	Built foundation of track program as coach 17 years.
	Football and Basketball Coach	1941-46		
* Billy O'Dell	Baseball	1952-54	1973	All-American in 1954 in baseball, MVP of Major League All-Star game, 1958
Harry Olszewski	Football	1965-67	1980	Consensus All-American in 1967/South Carolina Hall of Fame
Suzie Owens	Football	1919-20	1980	Captain of baseball, top offensive lineman in football
	Baseball	1920-21		
Choppy Patterson	Basketball	1959-63	1981	First-team All-ACC in 1960; 2nd team (1961)
Bob Paulling	Baseball/Football	1979-83	1994	All-ACC in football and baseball. Hit .407 in 1983, set consecutive PAT-record
Jim Phillips	Broadcaster	1967-present	1992	Voice of Tigers in football, basketball, baseball for over 25 years
O.K. Pressley	Football	1926-28	1978	Clemson's first football All-American
Carl Pulkinen	Boxing/Track	1946-49	1987	Southern Conference Lightweight Champ; Two-time state mile run champion
Dewey Quinn	Football/Basketball	1943-46	1994	Three-sport starter for three years, led baseball to NCAA Final Eight in 1947
	Baseball			
Flint Rhem	Baseball	1920-23	1979	Pitched 12 seasons in major leagues, 20-game winner
Dr. Walter Merritt Riggs	Administrator	1896-00	1994	Started the Clemson Athletic Department, first football coach
Red Ritchie	Administrator	1955-71	1980	Chairman of Athletic Council for 17 years
Rick Robbins	Academics	1967-80	1982	13-year academic advisor
Phil Rogers	Football	1965-67	1989	First Tiger receiver to go over 100 career receptions
Tree Rollins	Basketball	1973-77	1987	All-American, Clemson's All-time leading rebounder, NBA veteran of 18 years
Wallace Roy	Track	1924-26	1977	Track All-American in 1925, Best Athlete in state in 1926
	Football	1923-25		
	Basketball	1925-26		
William Schilletter	Football	1911-14	1973	Captain of 1914 team, four-year letterman
Bob Sharpe	Football	1938-40	1982	Team Captain, 1940
Hoke Sloan	Tennis Coach	1930-59	1977	Built foundation of Clemson tennis, Charter member of IPTAY
Bob Smith	Football/Baseball	1950-69	1988	Coached Clemson to first ACC baseball title, Football line coach 19 years
Glenn Smith	Football	1949-51	1982	All-Southern Receiver in 1950 and 1951
John Snee	Basketball	1948-52	1976	All-Southern, 1952, led team in scoring three years
Hal Stowe	Baseball	1957-59	1979	All-NCAA regional (1958-59); All-College World Series (1959); had 14 of team's 22 wins in 1958
Jim Sutherland	Basketball	1964-67	1991	Jim Weaver Award Winner; two-time All-ACC; third-team Academic All-American
Charlie Timmons	Football	1938-42	1985	Two-time All-Southern Conference
Strom Thurmond	Track	1921-23	1983	Member of Clemson state champion cross country team, 1922
Annie Tribble	W. Basketball Coach	1976-87	1994	Coached seven 20-game winners, seven postseason events, won 200 games in 11 years.
Perry Tuttle	Football	1978-81	1991	All-American, 1981, career leader in receptions and yards
Don Wade	Football	1949-51	1992	Served Clemson as player, coach and administrator for 25 years
Charlie Waters	Football	1967-69	1981	Winner of Frank Howard Award (1970), played on two Super Bowl Champions with Dallas Cowboys
Joel Wells	Football	1954-56	1974	All-American running back in 1957
Craig White	Baseball	1969-73	1988	ACC Player-of-the-Year, 1973; All-ACC 1971 and 1973
Harvey White	Football	1957-59	1981	Academic All-American, 1957
Susan Hill-Whitson	Women's Tennis	1977-80	1986	Three-time All-American; 4-Time ACC #1 singles champion
Gene Willimon	IPTAY Sec/Football	1933-77	1986	Executive Director of IPTAY 27 years
Don Willis	Football	1935-38	1975	All-South in 1937, All-State 1937, 1938
Charles Woods, Jr.	Football	1936-38	1975	All-South in 1937, All-State 1937 and 1938
Windy Wyndham	Football	1948-50	1980	All-South in 1950
Jimmy Wynn	Track	1962-64	1982	Four-time ACC Champion
Bill Yarborough	Basketball	1952-57	1974	Clemson's first All-ACC player, all-time scoring leader at time of graduation
Vince Yockel	Basketball	1955-58	1982	First-team All-ACC, 1958
Butch Zatezalo	Basketball	1966-70	1988	Second-team All-ACC three years; set career scoring record





Clemson's senior linebackers Darnell Stephens, Tim Jones, Wardell Rouse and Mike Barber combined for 38 percent of the Tigers total tackles and led the team in tackles in 10 of the 11 games last season. The foursome was a key reason Clemson led the nation in turnover margin, ranked 14th in rushing defense and 17th in scoring defense in 1994.



# 1994 Season Review



# '94 Participation



Leomont Evans hopes to play more than the 163 snaps of action he saw in an injury-plagued 1994.

Name, Position, Yr.	1994 Plays	Season GP-GS	Inj	Career GP-GS
Ed Altman, OG, *Fr.	56	4-0	0	4-0
Mike Barber, LB, Sr.	449	11-10	0	44-16
Paul Barton, OT, *Jr.	2	1-0	1	6-0
Elmer Bench, SN, Fr.	0	11-0	0	11-0
Matt Bulman, H, Sr.	0	3-0	0	4-0
Jim Bundren, OT, *Fr.	563	11-11	0	11-11
Andre Carter, FS, *So.	555	11-11	0	23-11
Kenya Crooks, WR, Fr.	417	11-8	0	11-8
Marvin Cross, DT, *Jr.	463	11-11	0	30-11
Carlos Curry, MG, Jr.	421	11-9	0	34-26
Orlando Davis, WR, Jr.	3	1-0	0	1-0
Brian Dawkins, SS, Jr.	724	11-11	0	34-23
Tony DeSue, TB, *So.	4	11-0	0	22-0
Anthony Downs, TB, Fr.	144	6-3	3	6-3
Kelton Dunnican, LB, Jr.	0	11-0	0	11-0
Leomont Evans, FS, Jr.	163	5-0	6	26-12
Andy Ford, CB, So.	202	11-2	1	18-2
Peter Ford, CB, So.	269	6-5	5	15-11
Warren Forney, DT, *Jr.	258	10-3	1	30-14
Chris Franklin, OLB, So.	57	3-0	8	13-4
Ed Glenn, TE, Sr.	173	11-6	0	25-6
Nealon Greene, QB, Fr.	354	6-5	1	6-5
Henry Guess, WR, *Jr.	277	11-1	0	26-1
Lamont Hall, TE, *Fr.	106	11-0	0	11-0
Travis Harvey, H, Jr.	0	8-0	0	21-0
Ed Hausgen, LB, Jr.	0	7-0	1	29-0
James Hemphill, LB, *So.	70	5-0	0	17-0
Marcus Hinton, WR, Jr.	619	11-10	0	32-12
Tony Horne, WR, Fr.	179	11-0	0	11-0
Andre Humphrey, CB, Jr.	629	11-8	0	34-20
Robert Jackson, OT, *Jr.	297	11-0	1	24-10
James Jenkins, TB, Fr.	87	10-0	0	10-0
Tim Jones, LB, *Sr.	541	11-11	0	41-29
Mike Kunz, OG, *Sr.	12	3-0	0	8-0
Mark Landry, OG, Fr.	44	11-0	0	11-0
Dexter McCleon, CB, *So.	521	11-6	1	22-10
Andye McCrorey, LB, *Jr.	161	11-0	0	33-0
Dwayne Morgan, OT, Jr.	668	11-11	0	11-11
Lamont Pegues, TB, Fr.	223	7-4	3	7-4
Tony Plantin, DT, Fr.	54	6-0	0	6-0
Brad Pope, SS, So.	1	11-0	0	11-0
Raymond Priester, FB, Fr.	410	11-8	0	11-8
Trevor Putnam, C, *Jr.	646	11-11	0	18-11
Matt Reeves, FB, Jr.	17	11-0	0	34-0
Glenn Rountree, OG, *Fr.	738	11-11	0	11-11
Wardell Rouse, OLB, Sr.	618	11-11	0	23-21
Patrick Sapp, QB-WR, Jr.	232	7-3	0	23-14

Nelson Welch started 46 straight games between 1991-94.

Jeff Sauve, PK, *Jr.	0	9-0	0	30-0
Milt Shaw, FB, *So.	0	4-0	0	10-1
LaMarick Simpson, DT, Jr.	421	10-9	1	33-20
Emory Smith, FB, *So.	285	11-2	0	23-10
Louis Solomon, QB, *Jr.	253	8-3	0	17-5
Darnell Stephens, OLB, Sr.	619	11-11	0	44-25
Brian Tillotson, OLB, Sr.	11	11-0	0	11-0
Jamie Trimble, C, *So.	126	5-0	0	5-0
Lewis Usher, OLB, *Sr.	66	7-0	3	42-0
Speedy Watson, CB, *Jr.	10	5-0	0	9-0
Nelson Welch, PK, *Sr.	0	11-11	0	46-46
Raymond White, MG, *Fr.	293	11-2	0	11-2
Brett Williams, DT, *So.	294	11-0	0	23-1
Undre Williams, WR, Fr.	181	11-2	0	11-2
Mond Wilson, LB, *Fr.	80	11-0	0	11-0
Chuck Winslow, LB, *Jr.	127	10-1	0	23-1
Benji Wood, FB, *Fr.	3	11-0	0	11-0
Antwuan Wyatt, TB-WR, So.	388	10-7	1	20-7
Stephon Wynn, TE, *Sr.	151	11-4	2	29-13
Will Young, OG, Jr.	713	11-11	0	26-23
David Zeiler, WR, Sr.	4	6-0	0	6-0

INJ denotes games missed due to injury



5-6-0 Overall, 4-4-0 ACC, 4-2-0 home, 1-4 away

# 1994 Cumulative Statistics

TEAM STATISTICS	CLEM	OPP
TOTAL OFFENSE	2996	3638
Total Plays	769	735
Yards Per Play	3.9	5.0
Yards Per Game	272.4	330.7
NET YARDS RUSHING	1913	1248
Attempts	544	379
Yards Per Game	173.9	113.5
Yards Per Rush	3.5	3.3
PASSING YARDS	1083	2390
Attempts	225	356
Completions	106	210
Had Intercepted	10	16
Completion %	.471	.590
Efficiency	84.5	114.6
Yards Per Attempt	4.8	6.7
Yards Per Completion	10.2	11.4
Yards Per Game	98.5	217.3
PUNTING YARDS	2980	2259
Number of Punts	77	58
Average Punt	38.9	37.2
Had Blocked	1	1
Net Punting	34.1	37.2
PUNT RETURN YARDS	103	334
Number of Returns	16	37
Touchdowns	0	0
Average Return	6.4	9.0
INTERCEPTION RETURN YARDS	103	120
# Interceptions	16	10
Touchdowns	0	1
Average Return	6.4	12.0
FUMBLE RETURNS	3	1
Fumble Return Yards	66	5
Touchdowns	1	0
TOTAL RETURN YARDS	272	459
MISCELLANEOUS RETURN YDS	0	0
KICKOFF RETURN YARDS	786	893
#Returns	40	34
Touchdowns	0	0
Average Return	19.7	26.3
TOTAL FIRST DOWNS	176	194
By Rushing	111	81
By Passing	55	107
By Penalty	10	6
PENALTIES (No-Yds.)	76-552	72-565
FUMBLES (No.-Lost)	17-2	23-13
TOTAL TURNOVERS	12	29
QB SACKS BY	30-203	24-144
3rd Down Conversions	62-181	48-150
Percentage	.343	.320
4th Down Conversions	7-11	7-11
Percentage	.636	.636
TIME OF POSSESSION	344:48	315:12
Per Game	31:21	28:39

TEAM SCORING	Clem	Opp
Total Points	164	188
Points Per Game	14.9	17.1
Touchdowns	17	20
By Rushing	12	9
By Passing	4	9
By Return	1	1
By Recovery	0	1
Field Goals	16-22	17-25
PAT-Kick	14-14	15-18
PAT-Run	0-1	0-1
PAT-Pass	0-2	1-1
Safeties	0	0

## Scoring By Quarters

Clemson	26	60	28	50	--	164
Opponents	23	86	29	50	--	188

RUSHING	GP-S	TC	Gain	Lost	Net	Avg	TD	LG
Lamont Pegues, TB	7-4	92	404	14	390	4.2	2	26
Raymond Priester, FB	11-8	87	348	5	343	3.9	3	23
Louis Solomon, QB	8-3	67	372	52	320	4.8	1	54
Antwuan Wyatt, WR	10-7	75	287	31	256	3.4	1	21
Anthony Downs, TB	6-3	63	242	26	216	3.4	0	29
Nealon Greene, QB	6-5	58	231	59	172	3.0	2	25
Emory Smith, FB	11-2	44	150	5	145	3.3	3	12
James Jenkins, TB	10-0	25	95	0	95	3.8	0	9
Patrick Sapp, QB	7-3	25	72	65	7	0.3	0	23
Tony DeSue, TB	11-0	1	3	0	3	3.0	0	3
Undre Williams, WR	11-2	1	0	5	-5	-0.6	0	-5
Marcus Hinton, WR	11-10	1	0	6	-6	-0.5	0	-6
TEAM	11-0	5	0	23	-23	-4.6	0	-16
CLEMSON	11-11	544	2204	291	1913	3.5	12	54
Opponents	11-11	379	1588	340	1248	3.3	9	48

RECEIVING	GP-S	Rec	Yds	Avg	TD	LG
Antwuan Wyatt, WR	10-7	30	282	9.4	1	31
Kenya Crooks, WR	11-8	21	208	9.9	2	28
Marcus Hinton, WR	11-10	18	280	15.6	0	42
Tony Horne, WR	11-0	7	56	8.0	1	12
Henry Guess, WR	11-1	6	51	8.5	0	13
Stephon Wynn, TE	11-3	4	63	15.8	0	35
Raymond Priester, FB	11-8	4	14	3.5	0	9
Lamont Pegues, TB	7-4	4	13	3.3	0	13
Anthony Downs, TB	7-3	3	25	8.3	0	15
Emory Smith, FB	11-2	3	18	5.3	0	9
Ed Glenn, TE	11-5	3	16	5.3	0	6
Undre Williams, WR	11-2	2	49	24.5	0	41
James Jenkins, TB	10-0	1	8	8.0	0	8
CLEMSON	11-11	106	1083	10.2	4	42
Opponents	11-11	210	2390	11.4	9	76

PASSING	GP-S	CM-AT	I	Yds	TD	LG	Pct	Y/A	Eff
Nealon Greene	6-5	51-94	1	524	1	42	.543	5.57	102.4
Patrick Sapp	7-3	39-88	3	444	2	41	.443	5.05	87.4
Louis Solomon	8-3	16-42	6	115	1	17	.381	2.74	40.4
Antwuan Wyatt	10-7	0-1	0	0	0	0	.000	0.0	00.0
CLEMSON	11-11	106-225	10	1083	4	42	.471	4.81	84.5
Opponents	11-11	210-356	16	2383	9	76	.590	6.69	114.6

TOTAL OFF.	GP-GS	Plays	Yds	YDS/P	TDR	YDS/G
Nealon Greene, QB	6-5	152	696	4.5	3	116.0
Patrick Sapp, QB	7-3	113	451	4.0	2	75.2
Louis Solomon, QB	8-3	109	435	4.0	2	54.4
Lamont Pegues, TB	7-4	92	390	4.2	2	48.8
Raymond Priester, FB	11-8	87	343	3.9	3	34.3
Antwuan Wyatt, WR	10-7	76	256	3.7	1	25.6
Anthony Downs, TB	6-3	63	216	3.4	0	36.0
Emory Smith, FB	11-2	44	145	3.3	3	13.2
James Jenkins, TB	10-0	25	95	3.8	0	11.9
Tony DeSue, TB	11-0	1	3	3.0	0	0.30

## ALL-PURPOSE RUNNING LEADER

NAME, POS.	GP-GS	Rush	Rec	PR	KR	Tot	Per Game
Antwuan Wyatt, WR	10-7	256	282	0	0	538	53.8
Andre Humphrey, DB	11-7	0	0	4	500	504	45.8
Lamont Pegues, TB	7-4	390	13	0	0	403	57.6
Raymond Priester, FB	11-8	343	14	0	0	357	32.5
Louis Solomon, QB	8-3	320	0	0	0	320	40.0
Marcus Hinton, WR	11-10	-6	280	0	3	277	25.2
Undre Williams, WR	11-2	-5	49	0	248	292	26.5
Anthony Downs, TB	6-3	216	25	0	0	241	34.4
Kenya Crooks, WR	11-8	0	208	0	0	208	18.9
Emory Smith, FB	11-2	145	18	0	0	163	14.8
Nealon Greene, QB	6-5	172	0	0	0	172	28.7
James Jenkins, TB	10-0	95	8	0	0	103	10.3
Dexter McCleon, CB	11-5	0	0	71	0	71	6.5
Stephon Wynn, TE	11-3	0	63	0	0	63	5.7
Tony Horne, WR	11-0	0	56	0	0	56	5.6
Henry Guess, WR	11-1	0	51	0	0	51	4.6
Matt Reeves, FB	11-0	0	0	0	35	35	6.6
Wardell Rouse, OLB	11-11	0	0	28	0	28	2.5
Ed Glenn, TE	11-5	0	16	0	0	16	1.6
Patrick Sapp, QB	7-3	7	0	0	0	7	1.2
Tony DeSue, TB	11-0	3	0	0	0	3	0.27
CLEMSON	11-11	1913	1083	103	786	3885	353.2
Opponents	11-11	1248	2390	334	893	4865	442.3



# CLEMSON DEFENSIVE STATS

(Includes Special Teams)

NAME	GP-GS	HT	AT	Tot	TL-Yds	Sacks	PBU
Tim Jones, ILB	11-11	58	66	118	3-7	1-2	5
Michael Barber, LB	11-10	51	52	103	3-12	2-10	3
D. Stephens, OLB	11-11	57	25	82	13-71	8-54	4
Brian Dawkins, SS	11-11	51	20	71	2-8		4
Wardell Rouse, OLB	11-11	46	23	69	13-67	5.5-36	2
Marvin Cross, DE	11-11	42	22	64	7-21	1.5-12	4
Andre Humphrey, CB	11-8	38	8	46	1-2		6
L. Simpson, DE	10-9	19	25	44	2-4	.5-3	1
Carlos Curry, MG	11-9	29	13	42	9-37	2.5-12	1
Dexter McCleon, DB	11-6	29	6	35	1-5		8
Brett Williams, DE	11-0	15	16	31	9-35	4-29	2
Andre Carter, FS	11-11	23	7	30			2
Warren Forney, DE	10-2	16	13	29	3-13	1.5-11	1
Raymond White, DE	11-2	16	11	27	4-21	1.5-15	
A. McCrorey, OLB	11-0	11	15	26			
Chuck Winslow, LB	10-1	7	17	24	1-8	1-8	1
Mond Wilson, LB	11-0	5	17	22			
Peter Ford, CB	6-5	12	2	14			1
Lamont Hall, TE	11-0	7	6	13			
James Hemphill, LB	5-0	3	6	9			
Leomont Evans, FS	5-0	5	3	8			
Kelton Dunnican, LB	11-0	4	4	8			
Andy Ford, CB	11-3	6	2	8			1
Benji Wood, FB	11-0	5	2	7			
Chris Franklin, OLB	3-0	5	1	6	4-18	1-6	
Elmer Bench, SN	11-0	5	1	6			
Brad Pope, CB	11-0	1	5	6			
Lewis Usher, OLB	7-0	3	3	6	1-3		
David Zeiler, WR	6-0	3	3	6			
Ray Preister, FB	11-8	3	1	4			
Tony Plantin, DE	6-0	1	2	3			1
Tony DeSue, RB	11-0	2	1	3			
Jeff Sauve, PK	9-0	1	1	2			
Ed Hausgen, LB	11-0	0	2	2			
James Jenkins, FB	10-0	1	1	2			
Matt Reeves, LB	11-0	1	0	1			
Anthony Downs, TB	6-3	1	0	1			
Brian Tillotson, OLB	11-0	1	0	1			
Speedy Watson, CB	5-0	0	0	0			
Totals		583	394	977	76-322	30-203	43

**QB Pressures (78):** Stephens (22), Rouse (18), Cross (10), Simpson (9), Williams (6), Curry (5), Forney (4), White (2), Usher, Humphrey

**Caused Fumble (13):** Rouse (2), Winslow (2), Cross (2), Simpson (2), Barber, Williams, McCleon, Franklin, Stephens

**Recovered Fumble (13):** Simpson (3), Franklin (2), P. Ford, Curry, Wilson, Dawkins, Carter, Stephens, Humphrey, Rouse

**Blocked Kicks (2):** Rouse, Dawkins

**Special Team Tackles:** Hall (13), Dunnican (10), Dawkins (8), Bench (7), Humphrey (7), McCrorey (7), Pope (6), Zeiler (6), Wood (6), Priester (4), McCleon (4), Reeves (3), Stephens (3), DeSue (3), Sauve (2), Carter (2), Hemphill (2), Hausgen (2), Jenkins (2), Usher (1), Rouse (1), Downs (1), A. Ford (1), Winslow (1)

PUNTING	NO	YDS	AVG	-20	+50	RET	LP	HB	Net
Nelson Welch	76	2980	39.2	17	4	36-314	55	1	35.1
TEAM	1	0	0.0	0	0	1-20	0	0	-20.0
CLEMSON	77	2980	39.2	17	4	37-334	55	1	34.9
Opponent	58	2259	38.9	8	9	16-103	61	1	37.2

## FIELD GOALS

Name	0-29	30-39	40-49	50+	TOT	HB	LK	Pat
Welch	5-6	6-8	5-8	0-0	16-22	0	47	14-14
Opponents	7-9	10-12	0-4	0-0	17-25	0	39	15-18

## KICKOFFS

	Att	TB	GL	OB	Avg Ret	Ret	Avg Starts	-21
Sauve	31	5	7	0	27-757	28.0	31	10
Welch	11	3	0	0	7-136	19.4	24	6

## SCORING

	TD	(R-P-RE)	2PT	Pat	FG-FGA	Pts
N. Welch	0	0-0-0	0	14-14	16-22	62
E. Smith	3	3-0-0	0	0-0	0-0	18
R. Priester	3	3-0-0	0	0-0	0-0	18
N. Greene	2	2-0-0	0	0-0	0-0	12
A. Wyatt	2	1-1-0	0	0-0	0-0	12
K. Crooks	2	0-2-0	0	0-0	0-0	12
L. Pegues	2	2-0-0	0	0-0	0-0	12
L. Solomon	1	1-0-0	0	0-0	0-0	6
T. Horne	1	0-1-0	0	0-0	0-0	6
C. Franklin	1	0-0-1	0	0-0	0-0	6
CLEMSON	17	12-4-1	0-2	14-14	16-22	164
Opponents	20	9-9-2	1-2	15-18	17-25	188

## Scoring in the Red Zone

	Pos	TD	FG	TO	MFG	4thD
Clemson	28	14	10	1	3	0
Opponents	38	12	13	7	4	2

## First and Goal

	Pos	TD	FG	TO	MFG	4thD
Clemson	13	10	2	1	0	0
Opponents	17	7	5	2	1	2

## INTERCEPTIONS

	No	Yds	Avg	TD	LG
Andre Carter	4	5	1.7	0	5
Dexter McCleon	4	27	9.0	0	20
Peter Ford	3	41	13.7	0	41
Brian Dawkins	2	33	16.5	0	19
Speedy Watson	1	0	0.0	0	0
Andre Humphrey	1	0	0.0	0	0
Marvin Cross	1	-3	-0.3	0	-3
CLEMSON	16	103	6.6	0	41
Opponents	10	120	12.0	1	35

## FUMBLE RETURNS

	No	Yds	Avg	TD	LG
Chris Franklin	2	62	31.0	1	60
Andre Carter	1	4	4.0	0	4
Clemson	3	66	22.0	1	60
Opponents	1	5	5.0	0	5

## PUNT RETURNS

	No	Yds	Avg	TD	LG
Dexter McCleon	13	71	5.5	0	15
Wardell Rouse	1	28	28.0	0	28
Andre Humphrey	2	4	2.0	0	3
CLEMSON	16	103	6.4	0	28
Opponents	37	334	9.0	1	37

## KICKOFF RETURNS

	No	Yds	Avg	TD	LG
Andre Humphrey	22	500	22.7	0	69
Undre Williams	13	248	19.1	0	54
Matt Reeves	3	35	8.8	0	20
Marcus Hinton	1	3	3.0	0	3
Brad Pope	1	0	0.0	0	0
CLEMSON	40	786	19.7	0	69
Opponents	34	893	26.3	0	94

## 1994 CLEMSON FOOTBALL SCOREBOARD

(5-6 overall, 4-4 ACC, 4-2 home, 1-4 Away)

Date	W-L	St	Score	Opponent (AP, USA)	Attend	Clemson AP-USA	Rushing	Passing	Receiving	Tackles
Preseason						25-21				
S3	W	H	27-6	Furman	63,687	24-21	Downs (17-89)	Sapp (7-12-106)	Wyatt (5-76)	Stephens (8)
S10	L	H	12-29	N.C. State	67,127	22-20	Downs (7-20)	Sapp (19-38-158)	Wyatt (8-50)	Jones (12)
S17	L	A	6-9	Virginia	39,000	NR-NR	Downs (19-22)	Sapp (7-23-107)	Wyatt (3-46)	Jones (15)
O1	W	H	13-0	Maryland	67,819	NR-NR	Wyatt (24-134)	Solomon (6-10-53)	Wyatt (3-24)	Barber (12)
O8	L	A	14-40	Georgia	86,117	NR-NR	Wyatt (25-65)	Greene (13-19-102)	Crooks (8-66)	Barber (9)
O15	L	A	13-19	Duke (25,23)	29,432	NR-NR	Priester (13-62)	Greene (16-30-172)	Wyatt (6-50)	Jones (20)
O22	L	A	0-17	Florida State (7,10)	75,902	NR-NR	Downs (8-30)	Sapp (1-6-28)	Crooks (2-35)	Dawkins (15)
O29	W	H	24-8	Wake Forest	66,998	NR-NR	Solomon (17-159)	Solomon (4-9-45)	Horne (2-17)	Stephens (9)
N5	W	A	28-17	North Carolina (19,12)	50,000	NR-NR	Pegues (20-72)	Greene (9-12-104)	Hinton (3-66)	Jones (10)
N12	W	H	20-10	Georgia Tech	66,828	NR-NR	Pegues (28-137)	Greene (7-13-81)	Hinton (2-49)	Jones (12)
N19	L	H	7-33	South Carolina	85,872	NR-NR	Pegues (16-60)	Greene (4-11-52)	Crooks (2-27)	Barber (18)

Note: All rankings are prior to the game.

Unofficial Home Attendance: 422,633 (70,439 Avg.)



## 1995 Clemson Signees

PLAYER	POS.	HT	WT	HIGH SCHOOL/JUCO	HOMETOWN
Rahim Abdullah	LB	6-6	210	Fletcher HS	Jacksonville, FL
Michael Allen	QB	5-11	180	Conway HS	Conway, SC
Carl Baker	WR	6-0	185	Sumter HS	Sumter, SC
Eric Bradford	DL	6-3	270	Ga. Military JC	Dalzell, SC
Kendrick Bridges	LB	6-2	210	Kathleen HS	Lakeland, FL
Rahidi Brown	RB	5-7	170	Hackensack HS	Hackensack, NJ
Dwane Cason	FB	6-2	220	E.E. Smith HS	Fayetteville, NC
O.J. Childress	LB	6-3	210	McGavock HS	Nashville, TN
Will Clark	TE	6-2	225	Walton HS	Marietta, GA
Reggie Curry	DB	6-4	200	Harlem HS	Harlem, GA
Adrian Dingle	LB	6-3	235	Holly Hill HS	Holly Hill, SC
Antwan Edwards	DB	6-1	200	Starkville HS	Starkville, MS
Domarco Fox	DB	6-1	190	Neshoba Central HS	Philadelphia, MS
Levar Graves	TE	6-4	250	Ferris HS	Jersey City, NJ
Corey Hulsey	OL	6-7	300	North Hall HS	Lula, GA
Chris Jones	LB	6-2	215	Monroe Area HS	Monroe, GA
Billy Luckie	QB	6-2	205	Choctawhatchee HS	Ft. Walton Beach, FL
Damonte McKenzie	FB	6-2	230	Lake City HS	Lake City, SC
Joedy Mitchell	OT	6-6	270	Heritage HS	Conyers, GA
Wayne Moore	DB	5-9	170	Union HS	Lake Butler, FL
Chris Rice	DB	5-10	175	Starkville HS	Starkville, MS
Anthony Simmons	LB	6-1	198	Spartanburg HS	Spartanburg, SC
Brandon Streeter	QB	6-3	180	Gettysburg HS	Gettysburg, PA
Robert Tally	RB	6-0	230	Lehman HS	Bronx, NY
John Thompson	LB	5-10	220	Fletcher HS	Jacksonville, FL
Eric Williams	DL	6-3	250	Marlboro County HS	Marlboro, SC
Bennie Zeigler	LB	6-3	218	Gibbs HS	St. Petersburg, FL

## 1995 Depth Chart

### Clemson Offense

Pos	No	Name	VL	1994 Plays	Hgt	Wgt	Cl.
LT	79	Jim Bundren	1VL	563	6-3	275	*So.
	61	Mark Landry	1VL	44	6-4	275	So.
LG	59	Will Young	2VL	713	6-2	280	Sr.
	78	Ed Altman	1VL	56	6-3	275	*So.
	74	Brent Banasiewicz			6-3	280	*Fr.
C	50	Trevor Putnam	2VL	646	6-4	265	*Sr.
	55	Jamie Trimble	1VL	126	6-2	250	*Jr.
RG	75	Glenn Rountree	IVL	738	6-3	285	*So.
	77	Matt Butler			6-3	284	*Fr.
	64	Zane Lewis			6-2	283	*Fr.
RT	73	Dwayne Morgan	1VL	668	6-3	300	Sr.
	72	Robert Jackson	2VL	297	6-6	340	*Sr.
	70	Holland Postell			6-6	290	*Fr.
TE	82	Lamont Hall	1VL	106	6-4	250	*So.
	85	Wesley Ellis			6-4	240	*Fr.
	49	Jason Collins	1VL		6-5	218	*So.
SE	88	Kenya Crooks	1VL	417	6-3	190	So.
	80	Tony Horne	1VL	179	5-11	170	So.
	21	Henry Guess	3VL	277	6-2	208	*Sr.
QB	15	Nealon Greene	1VL	354	5-11	190	So.
	11	Louis Solomon	3VL	253	5-10	168	*Gr.
FB	27	Raymond Priester	1VL	410	6-1	220	So.
	18	Emory Smith	2VL	285	6-0	245	*Jr.
	48	Travis Macklin			6-1	235	*Fr.
TB	7	Lamont Pegues	1VL	223	5-11	205	So.
	44	Anthony Downs	1VL	144	6-1	200	So.
	24	James Jenkins	1VL	87	6-1	210	So.
FLK	19	Antwuan Wyatt	2VL	388	5-11	190	Jr.
	1	!Joe Woods	2VL		5-9	160	Jr.
	6	#Marcus Hinton	3VL	619	6-0	174	Sr.
PK	19	Jeff Sauve	3VL		6-0	194	Sr.
	31	David Richardson			6-1	165	So.
	1	Mike Brice			5-11	185	*So.

### Clemson Defense

Pos	No	Name	VL	1994 Plays	Hgt	Wgt	Cl.
BAN	3	Patrick Sapp	3VL	232	6-4	250	Sr.
	94	Donald Broomfield			6-4	241	*Fr.
	33	Tony DeSue	2VL	4	5-10	205	*Jr.
DE	99	LaMarick Simpson	3VL	421	6-2	280	Sr.
	90	Warren Forney	3VL	258	6-3	275	*Gr.
	96	Tony Plantin	1VL	54	6-4	250	So.
MG	93	Carlos Curry	3VL	421	6-2	285	Sr.
	97	Raymond White	1VL	293	6-3	255	*So.
	69	Chris Brooks			6-1	240	Jr.
DE	91	Marvin Cross	3VL	435	6-4	250	*Gr.
	92	Brett Williams	2VL	294	6-4	240	*Jr.
	95	Bernard Randolph	1VL		6-2	270	*Jr.
RUSH	16	Leomont Evans	3VL	163	6-1	200	Sr.
	52	Matt Reeves	3VL	17	5-11	210	Sr.
	47	Howard Bartley			6-3	190	*Fr.
ILB	42	Mond Wilson	1VL	80	6-3	235	*So.
	32	Kelton Dunnican	1VL		5-11	210	Sr.
ILB	5	Andye McCrorey	3VL	150	5-10	200	*Gr.
	36	Chuck Winslow	3VL	127	6-2	235	*Sr.
	15	Ed Hausgen	3VL		5-8	200	Sr.
CB	9	Dexter McCleon	2VL	521	5-10	190	*Jr.
	29	Peter Ford	2VL	269	5-11	180	Jr.
	25	Undre Williams	1VL	181	5-9	170	So.
	8	Speedy Watson	1VL	10	5-7	167	*Sr.
SS	20	Brian Dawkins	3VL	724	6-0	190	Sr.
	31	Brad Pope	1VL	1	5-11	173	Jr.
FS	28	Andre Carter	2VL	555	5-10	194	*Jr.
	14	Rudy Currie			6-3	198	*So.
	37	Bashon Johnson			5-10	175	So.
CB	34	Andre Humphrey	3VL	610	5-8	200	Sr.
	43	Andy Ford	2VL	220	5-11	180	Jr.
	22	Damon Ward			5-10	170	Fr.
P	37	Kevin Laird			5-11	165	*Fr.
	23	Chris McNally	1VL		6-3	192	Sr.

!Woods earned two letters at Mississippi.

#Hinton injured in Spring.



# 1995 Clemson Directory

School .....	Clemson University
Location .....	Clemson, SC 29633
Founded .....	1889
Enrollment .....	16,296
Nickname .....	Tigers
Colors .....	Burnt Orange (PMS-165) Northwest Purple (PMS-541)
Stadium .....	Clemson Memorial
Field .....	Frank Howard (Natural Grass)
Capacity .....	81,473 (Not counting standing room)
First Year of Stadium .....	1942
President .....	Dr. Constantine "Deno" Curris, Kentucky '62
Athletic Department Address .....	P.O. Box 31 Clemson, SC 29633
NCAA/ACC Rep. ....	Dr. Cecil Huey, Clemson '64
Athletic Director .....	Bobby Robinson, Furman '68 Office - (803) 656-2218
Senior Associate Athletic Director .....	Dwight Rainey, Shorter '67 Office - (803) 656-2247
Associate Athletic Director/ .....	Robert Ricketts, Erskine '71
Chief Financial Officer .....	Office - (803) 656-0157
Associate Athletic Director/ .....	Van Hilderbrand, Clemson '74
Ticket Manager .....	Office - (803) 656-2118
Associate Athletic Director/ .....	Linda White, Winthrop '71
Senior Women's Administrator .....	Office - (803) 656-2095
Assistant Athletic Director/ .....	Tim Match, Bowling Green '85
Marketing .....	Office - (803) 656-1280
Associate Athletic Director/ .....	Bill D'Andrea, Indiana St. '73
Director of Student Enrichment .....	Office - (803) 656-0962
Assistant Athletic Director/ .....	James Earle, Clemson '89
Career Enhancement Director .....	Office (803) 656-0963
Assistant Athletic Director/ .....	Fred Hoover, Florida State '53
Head Trainer .....	Office - (803) 656-2113
Assoc. Athletic Director/ .....	Steve Nelson, Macalester Coll. '79
Dir. of Institutional Compliance .....	Office - (803) 656-1580
Assistant Athletic Director/ .....	John Seketa, SIU-Edwardsville '81
Sports Promotions Dir. ....	Office - (803) 656-1923
Assistant Athletic Director/ .....	Tim Bourret, Notre Dame '77
Sports Information .....	Office - (803) 656-1926 Home: (803) 654-6240
Assoc. Sports Info. Director .....	Sam Blackman, Clemson '85 Office - (803) 656-1924 Home: (803) 639-4400
Asst. Sports Info. Director .....	Jessica Reo, Florida State '93 Office - (803) 656-1921
SID Emeritus .....	Bob Bradley, Clemson '51 Office - (803) 656-1922 Home: (803) 654-5419
SID Secretary .....	Gail Moose Office - (803) 656-2114
SID Graduate Assistants .....	Brett Sowell, Clemson '94 Jamie Hill, Clemson '95
SID Student Assistants .....	Brenda Rabon, April Childress, Kim Johnson, James Brunson
Executive Secretary of IPTAY .....	George Bennett, Clemson '53 Office: (803) 656-2256
Assoc. Exec. Secretary of IPTAY .....	Bert Henderson, Mars Hill '78 Office - (803) 656-2115
Assoc. Exec. Secretary of IPTAY .....	Bob Mahony, Clemson '76 Office - (803) 656-2115
Assistant Ticket Managers .....	Joann West Tony Quillen, Clemson '92 Office - (803) 656-2118

## Football Staff

Head Football Coach ..... Tommy West, Tennessee '76  
Office - (803) 656-1681  
Asst. Head Coach/TEs & OT ..... Les Herrin, Western Carolina '71  
Office - (803) 656-1902  
Co-Def. Coor./OLBs ..... Miles Aldridge, Gardner-Webb '71  
Office - (803) 656-1901  
Co-Def. Coor/Def. Line ..... Ellis Johnson, The Citadel '75  
Office - (803) 656-1900  
Co-Off. Coor./Wide Receivers ..... Rick Stockstill, Florida State '82  
Office - (803) 656-1905  
Co-Off. Coor./QBs ..... Clyde Christensen, North Carolina '79  
Office - (803) 656-1904  
Running Backs ..... Rich Bisaccia, Yankton College '83  
Office - (803) 656-1907  
Defensive Backs ..... Charlie Harbison, Gardner-Webb '82  
Office - (803) 656-1906  
Inside Linebackers ..... Reggie Herring, Florida State '81  
Office - (803) 656-1903  
Centers & Guards ..... John Latina, Virginia Tech '79  
Office - (803) 656-1909  
Graduate Assistant Coaches ..... Steve Cheatham, Miss. State '78  
Office - (803) 656-1915  
Scot Sloan, Clemson '92  
Office - (803) 656-1914  
Asst. Athletic Director/ ..... Bruce Warwick, Columbia College '89  
Football Management ..... Office - (803) 656-1908  
Assistant Athletic Director/ ..... Whitey Jordan, Clemson '59  
Football Relations ..... Office- (803) 656-1913  
Football Secretaries . Karen Blackman, (803) 656-0609, Clemson,  
'80; Lynn Sparks, (803) 656-2796; Brenda Cheatham, (803) 656-  
1911; Jill Wilks, (803) 656-1910  
Assistant Trainers ..... Danny Poole, Western Carolina '79  
Office - (803) 656-1957  
Reno Wilson, Presbyterian '83  
Office - (803) 656-1960  
Donna Deckard-Bullock, SW Louisiana '88  
Office - (803) 656-1951  
Student Trainers ..... Robert Boettner, Judd Caudell, Jamie  
Counterman, Julie McGaha, Shannon McGray, Jennifer McSwain,  
Rob Sheffield, Chris Willis, Bryan Clifton, Andy Jolley, Chris LeCroy,  
Eric Shell  
Team Physicians ..... Dr. Byron Harder  
Medical University of S.C., '68  
Dr. Stuart Clarkson  
Medical University of S.C., '75  
Team Orthopedic Surgeon ..... Dr. Larry Bowman  
Medical University of S.C., '74  
Senior Consulting Orthopedic Surgeon ..... Dr. Roland Knight  
Medical University of S.C., '52  
Equipment Manager ..... David McClain, Clemson '88  
Office - (803) 656-2127  
Assistant Equipment Manager ..... Bryan Taylor, Clemson '93  
Office - (803) 656-1953  
Student Football Managers ... Jennifer Flynn, Walter Harder, John  
Gallman, Doug Gregory, John Kimbrell, Bryan Ramey, Robert  
Revis, Brooks Tippet, Phillip Trussell, Andrew Wertz, David Wertz,  
Josh Wise  
Strength Training Director ..... Gary Wade, Nebraska '78  
Office - (803) 656-2221  
Strength Training Assistants ..... J.T. Allaire, Ryan Cole,  
Kevin Handzel, Wes Osswald, Todd Wright  
Director of Grounds & Facilities ..... Les Jones, Clemson '70  
Office - (803) 656-2017  
Asst. Director of Grounds and Facilities . Lane Miller, Clemson '74  
Office - (803) 656-2017  
Home - (803) 654-1157



# Alphabetical Roster

No.	Name	Pos.	Hgt.	Wgt.	Cl.	Exp.	Hometown	High School/JUCO
54	Jim Abrams	SN	6-2	260	SO.	SQ	Cheetah, OK	Cheetah
78	Ed Altman	OG	6-3	275	*SO.	IVL	Waycross, GA	Ware County
74	Brent Banasiewicz	OG	6-3	280	*FR.	RS	Monticello, FL	Aucilla Christian Academy
47	Howard Bartley	OLB	6-3	190	*FR.	RS	Decatur, GA	Southwest Dekalb
24	Derek Basileo	PK	6-4	205	JR.	SQ	Deerfield Beach, FL	Deerfield Beach
65	Elmer Bench	SN	5-9	220	SO.	1VL	Manning, SC	Manning
1	Mike Brice	K	5-11	185	*SO.	SQ	Newberry, SC	Newberry
69	Chris Brooks	MG	6-1	240	JR.	SQ	Clinton, SC	Clinton
94	Donald Broomfield	OLB	6-4	241	*FR.	RS	Olustee, FL	Baker County
79	Jim Bundren	OT	6-3	275	*SO.	1VL	Wilmington, DE	A.I. Dupont
77	Matt Butler	OG	6-3	284	*FR.	RS	Belmont, NC	South Point
28	Andre Carter	FS	5-10	194	*JR.	2VL	Camden, SC	Camden
82	James Chapelle	WR	6-0	180	SO.	SQ	Columbia, SC	Dutch Fork
49	Jason Collins	TE	6-5	218	*SO.	1VL	Slidell, LA	Northshore
88	Kenya Crooks	WR	6-3	190	SO.	1VL	Seneca, SC	Seneca
91	Marvin Cross	DE	6-4	250	*GR.	3VL	Durham, NC	Hillside
81	Rudy Currie	FS	6-3	198	*SO.	SQ	Cleveland, OH	St. Edwards
93	Carlos Curry	MG	6-2	285	SR.	3VL	Decatur, GA	Columbia
84	Orlando Davis	WR	5-11	190	SR.	SQ	Durham, NC	N. Durham
20	Brian Dawkins	SS	6-0	190	SR.	3VL	Jacksonville, FL	Raines
33	Tony DeSue	OLB	5-10	205	*JR.	2VL	Virginia Beach, VA	Kempsville
44	Anthony Downs	TB	6-1	200	SO.	1VL	Greenville, SC	Berea
32	Kelton Dunnican	ILB	5-11	210	SR.	1VL	Sumter, SC	NE Oklahoma JC
85	Wesley Ellis	TE	6-4	240	*FR.	RS	Pemberton, NJ	Pemberton Township
16	Leomont Evans	OLB	6-1	200	SR.	3VL	Abbeville, SC	Abbeville
43	Andy Ford	CB	5-11	180	JR.	2VL	Sumter, SC	Sumter
29	Peter Ford	CB	5-11	180	JR.	2VL	Sumter, SC	Sumter
90	Warren Forney	DE	6-3	275	*GR.	3VL	Rutherfordton, NC	RS Central
86	Adrian Greene	WR	6-0	180	SO.	SQ	Loris, SC	South Columbus
15	Nealon Greene	QB	5-11	190	SO.	1VL	Yonkers, NY	Lincoln
21	Henry Guess	WR	6-2	208	*SR.	3VL	Cordova, SC	Edisto
82	Lamont Hall	TE	6-4	250	*SO.	1VL	Clover, SC	Clover
26	Ed Hausgen	ILB	5-8	200	SR.	3VL	Cincinnati, OH	Madeira
6	Marcus Hinton	WR	6-0	174	SR.	3VL	Powder Springs, GA	McEachern
80	Tony Horne	WR	5-11	170	SO.	1VL	Rockingham, NC	Rockingham County
34	Andre Humphrey	CB	5-8	200	SR.	3VL	Wilmington, NC	Laney
72	Robert Jackson	OT	6-6	340	*SR.	2VL	Washington, DC	Woodson
24	James Jenkins	TB	6-1	210	SO.	1VL	Hammington, NJ	Oakcrest
37	Bashon Johnson	FS	5-10	175	SO.	SQ	Winnsboro, SC	Fairfield Central
37	Kevin Laird	P	5-11	165	*FR.	RS	Brandon, MS	Brandon
61	Mark Landry	OT	6-4	275	SO.	1VL	Amherst, NH	Sowhegan
64	Zane Lewis	OG	6-2	283	*FR.	RS	Memphis, TN	Raleigh-Egypt
5	Johnny Lynch	QB	5-10	180	SO.	SQ	Jupiter, FL	Jupiter
48	Travis Macklin	FB	6-1	235	*FR.	RS	Pittsburgh, PA	Perry Traditional Academy
9	Richard Magnus	P	6-1	185	SR.	SQ	Levittown, NY	Chaminade
9	Dexter McCleon	CB	5-10	190	*JR.	2VL	Meridian, MS	Meridian
5	Andy McCrorey	ILB	5-10	200	*GR.	3VL	Rock Hill, SC	Rock Hill
52	Matt McLeod	OL	6-0	275	SO.	SQ	Clemson, SC	Daniel
23	Chris McNally	P	6-3	192	SR.	1VL	Troy, MI	Troy
73	Dwayne Morgan	OT	6-3	300	SR.	1VL	Griffin, GA	NE Oklahoma JC
51	Mike Moseley	ILB	6-0	220	SO.	SQ	Anderson, SC	T.L. Hanna
7	Lamont Pegues	TB	5-11	205	SO.	1VL	Thomasville, SC	Thomasville
96	Tony Plantin	DE	6-4	250	SO.	1VL	Pendleton, SC	Pendleton
31	Brad Pope	FS	5-11	173	JR.	1VL	Alpharetta, GA	Milton
70	Holland Postell	OT	6-6	290	*FR.	RS	Summerville, SC	Summerville
27	Raymond Priestner	FB	6-1	220	SO.	1VL	Allendale, SC	Allendale-Fairfax
50	Trevor Putnam	C	6-4	265	*SR.	2VL	Canton, NC	Pisgah
95	Bernard Randolph	DE	6-2	270	*JR.	1VL	Townville, SC	Pendleton
39	Matt Reeves	FB	5-11	210	SR.	3VL	Anderson, SC	T.L. Hanna
8	Chris Robbins	QB	6-0	188	JR.	SQ	Hartsville, SC	McBee
31	David Richardson	K	6-1	165	SO.	SQ	Clemson, SC	Daniel
75	Glenn Rountree	OG	6-3	285	*SO.	1VL	Suffolk, VA	Nansemond-Suffolk
3	Patrick Sapp	OLB	6-4	250	SR.	3VL	Jacksonville, FL	Raines
17	Jeff Sauve	PK	6-0	194	*SR.	3VL	Mechanicsburg, PA	Cumberland Valley
99	Lamarick Simpson	DE	6-2	280	SR.	3VL	Rock Hill, SC	Rock Hill
18	Emory Smith	FB	6-0	245	*JR.	2VL	Pensacola, FL	Escambia
11	Louis Solomon	QB	5-10	168	*GR.	3VL	Somerset, NJ	Franklin
55	Jamie Trimble	C	6-2	250	*JR.	1VL	Ormond Beach, FL	Mainland
22	Damond Ward	CB	5-10	170	FR.	HS	Wilson, NC	Milford Academy (CT)
8	Speedy Watson	CB	5-7	167	*SR.	1VL	Memphis, TN	Hamilton
97	Raymond White	MG	6-3	255	*SO.	1VL	Clinton, MS	Clinton
92	Brett Williams	DE	6-4	250	*JR.	2VL	Albany, GA	Dougherty
25	Undre Williams	CB	5-9	170	SO.	1VL	Gray, GA	Jones County
42	Mond Wilson	ILB	6-3	235	*SO.	1VL	Tupelo, MS	Tupelo
36	Chuck Winslow	ILB	6-2	235	*SR.	3VL	Virginia Beach, VA	Green Run
2	Joe Woods	WR	5-9	160	JR.	*2VL#	Union, SC	Union
19	Antwuan Wyatt	WR	5-11	190	JR.	2VL	Daytona Beach, FL	Mainland
59	Will Young	OG	6-2	280	SR.	2VL	Clemson, SC	Daniel

# - earned two letters at Mississippi

# Numerical Roster

No.	Name	Pos.	Hgt.	Wgt.	Cl.	Exp.	Hometown	High School/JUCO
1	Mike Brice	K	5-11	185	*SO.	SQ	Newberry, SC	Newberry
2	Joe Woods	WR	5-9	160	JR.	*2 VL	Union, SC	Union
3	Patrick Sapp	OLB	6-4	250	SR.	3VL	Jacksonville, FL	Raines
5	Johnny Lynch	QB	5-10	180	SO.	SQ	Jupiter, FL	Jupiter
5	Andy McCrorey	ILB	5-10	200	*GR.	3VL	Rock Hill, SC	Rock Hill
6	Marcus Hinton	WR	6-0	174	SR.	3VL	Powder Springs, GA	McEachern
7	Lamont Pegues	TB	5-11	205	SO.	1VL	Thomasville, SC	Thomasville
8	Chris Robbins	QB	6-0	188	JR.	SQ	Hartsville, SC	McBee
8	Speedy Watson	CB	5-7	167	*SR.	1VL	Memphis, TN	Hamilton
9	Richard Magnus	P	6-1	185	SR.	SQ	Levittown, NY	Chaminade
9	Dexter McCleon	CB	5-10	190	*JR.	2VL	Meridian, MS	Meridian
11	Louis Solomon	QB	5-10	168	*SR.	3VL	Somerset, NJ	Franklin
15	Nealon Greene	QB	5-11	190	SO.	1VL	Yonkers, NY	Lincoln
16	Leomont Evans	OLB	6-1	200	SR.	3VL	Abbeville, SC	Abbeville
17	Jeff Sauve	PK	6-0	194	*SR.	3VL	Mechanicsburg, PA	Cumberland Valley
18	Emory Smith	FB	6-0	245	*JR.	2VL	Pensacola, FL	Escambia
19	Antwuan Wyatt	WR	5-11	190	JR.	2VL	Daytona Beach, FL	Mainland
20	Brian Dawkins	SS	6-0	190	SR.	3VL	Jacksonville, FL	Raines
21	Henry Guess	WR	6-2	208	*SR.	3VL	Cordova, SC	Edisto
22	Damond Ward	CB	5-10	170	FR.	HS	Wilson, NC	Milford Academy (CT)
23	Chris McNally	P	6-3	192	SR.	1VL	Troy, MI	Troy
24	Derek Basileo	PK	6-4	205	JR.	SQ	Deerfield Beach, FL	Deerfield Beach
24	James Jenkins	TB	6-1	210	SO.	1VL	Hammington, NJ	Oakcrest
25	Undre Williams	CB	5-9	170	SO.	1VL	Gray, GA	Jones County
26	Ed Hausgen	ILB	5-8	200	SR.	3VL	Cincinnati, OH	Madeira
27	Raymond Priestner	FB	6-1	220	SO.	1VL	Allendale, SC	Allendale-Fairfax
28	Andre Carter	FS	5-10	194	*JR.	2VL	Camden, SC	Camden
29	Peter Ford	CB	5-11	180	JR.	2VL	Sumter, SC	Sumter
31	Brad Pope	FS	5-11	173	JR.	1VL	Alpharetta, GA	Milton
31	David Richardson	K	6-1	165	SO.	SQ	Clemson, SC	Daniel
32	Kelton Dunnican	ILB	5-11	210	SR.	1VL	Sumter, SC	NE Oklahoma JC
33	Tony DeSue	OLB	5-10	205	*JR.	2VL	Virginia Beach, VA	Kempsville
34	Andre Humphrey	CB	5-8	200	SR.	3VL	Wilmington, NC	Laney
36	Chuck Winslow	ILB	6-2	235	*SR.	3VL	Virginia Beach, VA	Green Run
37	Bashon Johnson	FS	5-10	175	SO.	SQ	Winnsboro, SC	Fairfield Central
37	Kevin Laird	P	5-11	165	*FR.	RS	Brandon, MS	Brandon
39	Matt Reeves	FB	5-11	210	SR.	3VL	Anderson, SC	T.L. Hanna
42	Mond Wilson	ILB	6-3	235	*SO.	1VL	Tupelo, MS	Tupelo
43	Andy Ford	CB	5-11	180	JR.	2VL	Sumter, SC	Sumter
44	Anthony Downs	TB	6-1	200	SO.	1VL	Greenville, SC	Berea
47	Howard Bartley	OLB	6-3	190	*FR.	RS	Decatur, GA	Southwest Dekalb
48	Travis Macklin	FB	6-1	235	*FR.	RS	Pittsburgh, PA	Perry Traditional Academy
49	Jason Collins	TE	6-5	218	*SO.	1VL	Slidell, LA	Northshore
50	Trevor Putnam	C	6-4	265	*SR.	2VL	Canton, NC	Pisgah
51	Mike Moseley	ILB	6-0	220	SO.	SQ	Anderson, SC	T.L. Hanna
52	Matt McLeod	OL	6-0	275	SO.	SQ	Clemson, SC	Daniel
54	Jim Abrams	SN	6-2	260	SO.	SQ	Cheetah, OK	Cheetah
55	Jamie Trimble	C	6-2	250	*JR.	1VL	Ormond Beach, FL	Mainland
59	Will Young	OG	6-2	280	SR.	2VL	Clemson, SC	Daniel
61	Mark Landry	OT	6-4	275	SO.	1VL	Amherst, NH	Sowhegan
64	Zane Lewis	OG	6-2	283	*FR.	RS	Memphis, TN	Raleigh-Egypt
65	Elmer Bench	SN	5-9	220	SO.	1VL	Manning, SC	Manning
69	Chris Brooks	MG	6-1	240	JR.	SQ	Clinton, SC	Clinton
70	Holland Postell	OT	6-6	290	*FR.	RS	Summerville, SC	Summerville
72	Robert Jackson	OT	6-6	340	*SR.	2VL	Washington, DC	Woodson
73	Dwayne Morgan	OT	6-3	300	SR.	1VL	Griffin, GA	NE Oklahoma JC
74	Brent Banasiewicz	OG	6-3	280	*FR.	RS	Monticello, FL	Aucilla Christian Academy
75	Glenn Rountree	OG	6-3	285	*SO.	1VL	Suffolk, VA	Nansemond-Suffolk
77	Matt Butler	OG	6-3	284	*FR.	RS	Belmont, NC	South Point
78	Ed Altman	OG	6-3	275	*SO.	IVL	Waycross, GA	Ware County
79	Jim Bundren	OT	6-3	275	*SO.	1VL	Wilmington, DE	A.I. Dupont
80	Tony Horne	WR	5-11	170	SO.	1VL	Rockingham, NC	Rockingham County
81	Rudy Currie	FS	6-3	198	*SO.	SQ	Cleveland, OH	St. Edwards
82	James Chapelle	WR	6-0	180	SO.	SQ	Columbia, SC	Dutch Fork
82	Lamont Hall	TE	6-4	250	*SO.	1VL	Clover, SC	Clover
84	Orlando Davis	WR	5-11	190	SR.	SQ	Durham, NC	N. Durham
85	Wesley Ellis	TE	6-4	240	*FR.	RS	Pemberton, NJ	Pemberton Township
86	Adrian Greene	WR	6-0	180	SO.	SQ	Loris, SC	South Columbus
88	Kenya Crooks	WR	6-3	190	SO.	1VL	Seneca, SC	Seneca
90	Warren Forney	DE	6-3	275	*GR.	3VL	Rutherfordton, NC	RS Central
91	Marvin Cross	DE	6-4	250	*GR.	3VL	Durham, NC	Hillside
92	Brett Williams	DE	6-4	250	*JR.	2VL	Albany, GA	Dougherty
93	Carlos Curry	MG	6-2	285	SR.	3VL	Decatur, GA	Columbia
94	Donald Broomfield	OLB	6-4	241	*FR.	RS	Olustee, FL	Baker County
95	Bernard Randolph	DE	6-2	270	*JR.	1VL	Townville, SC	Pendleton
96	Tony Plantin	DE	6-4	250	SO.	1VL	Pendleton, SC	Pendleton
97	Raymond White	MG	6-3	255	*SO.	1VL	Clinton, MS	Clinton
99	Lamarick Simpson	DE	6-2	280	SR.	3VL	Rock Hill, SC	Rock Hill

# earned two letters at Mississippi



# '94 Game-By-Game Team Stats



(Clemson Totals on Top)

Category	FUR	NCSU	UVA	MD	GA	DUKE	FSU	WFU	UNC	GAT	USC
Total	377	185	167	347	252	299	149	413	266	364	177
Offense	99	493	419	229	483	300	393	235	258	317	412
Plays	76 44	60 75	58 88	75 60	79 67	77 65	64 76	78 54	71 65	77 65	54 76
Yds/Play	5.0 2.3	3.1 6.6	2.9 4.8	4.6 3.8	3.2 7.2	3.8 4.6	2.3 5.2	5.3 4.4	3.8 4.0	4.7 4.9	3.3 5.4
Yds Rushing	268 -3	21 255	60 190	294 21	151 155	127 60	86 194	339 59	162 11	283 120	122 186
Rush Att	63 21	21 53	34 56	65 19	55 26	47 26	42 39	61 25	59 30	63 34	34 50
Yds Passing	109 102	164 238	107 229	53 208	101 328	172 240	63 199	74 176	104 247	81 197	55 226
Pass Att	13 23	39 22	24 32	10 41	24 41	30 39	22 37	17 29	12 35	14 31	20 26
Pass Comp	8 13	20 17	7 18	6 24	14 24	16 25	5 20	9 17	9 18	7 20	5 14
Had Int	0 1	1 0	3 4	1 3	2 0	0 0	0 1	1 2	0 2	0 1	2 2
Comp %	.615 .565	.513 .773	.292 .623	.600 .585	.583 .585	.533 .641	.227 .541	.529 .586	.750 .514	.500 .645	.250 .538
First Downs	24 6	12 20	7 26	19 16	17 20	20 17	9 21	21 10	15 17	22 17	10 24
Total TDs	3 0	2 3	0 1	1 0	2 4	1 1	0 2	3 1	2 2	2 1	1 3
Rush TDs	2 0	0 0	0 1	1 0	1 2	1 1	0 2	2 1	2 0	2 1	1 2
Pass TDs	1 0	1 3	0 0	0 0	1 2	0 0	0 0	1 0	0 2	0 0	0 1
TOP	37:19 22:41	23:04 36:56	23:44 36:16	35:37 24:23	36:14 23:46	34:16 25:44	29:25 30:35	35:26 24:34	34:09 25:51	33:35 25:25	21:59 38:01
3rd Dn Con	5-13 4-12	4-14 6-15	3-15 8-16	7-18 1-12	6-19 2-10	6-19 3-13	3-18 6-18	10-18 4-12	5-16 2-12	8-17 7-15	4-14 6-15
Punts	4-34.8 6-33.3	7-39.5 4-30.3	9-38.9 5-40.6	6-37.0 7-49.0	8-39.5 3-42.0	7-34.4 6-39.0	10-38.6 5-36.6	6-40.8 7-40.8	6-37.8 6-31.3	5-36.8 4-48.3	9-43.7 5-36.4
Turnovers	0 2	1 3	3 7	1 4	3 2	0 1	0 2	1 2	0 3	0 1	3 2
Penalties	10-97 2-25	4-26 5-50	6-32 10-69	7-54 5-31	5-23 7-38	7-35 7-55	5-36 6-58	9-65 3-25	5-45 5-51	7-50 9-40	11-89 13-123
Punt Ret.	2-10 2-11	3-37 3-49	1-4 2-18	2-23 1-4	1-0 5-49	2-13 4-37	1-(-6) 6-78	0-0 2-14	1-15 4-36	3-7 3-17	0-0 4-7
Kickoff Ret.	3-109 5-205	7-132 1-21	1-39 2-34	1-30 2-48	9-133 3-75	2-27 2-39	4-65 1-15	2-28 3-60	4-55 8-184	2-85 5-92	5-83 3-134
Int. Ret	1-0 0-0	0-0 1-5	4-19 3-35	3-61 1-0	0-0 2-10	0-0 0-0	1-0 0-0	2-0 1-25	2-4 0-0	1-0 0-0	2-19 2-45
Sacks By	3-26 2-11	2-15 3-13	0-0 1-15	4-29 1-2	1-10 1-7	1-5 5-31	2-9 4-31	5-27 2-10	5-35 0-0	1-13 2-8	4-36 3-11

Clemson did not commit a turnover in four of its last six games.





# '94 Individual Game-by-Game Stats

<b>RUSHING</b>	<b>Downs</b>	<b>Greene</b>	<b>E. Smith</b>	<b>Solomon</b>	<b>Pegues</b>	<b>Wyatt</b>	<b>Priester</b>
<b><u>Opponent</u></b>	<b><u>TC-YDS-TD</u></b>	<b><u>TC-YDS-TD</u></b>	<b><u>TC-YDS-TD</u></b>	<b><u>TC-YDS-TD</u></b>	<b><u>TC-YDS-TD</u></b>	<b><u>TC-YDS-TD</u></b>	<b><u>TC-YDS-TD</u></b>
Furman	17-89-0	DNP	10-59-2	7-32-0	8-35-0	0-0-0	1-2-0
NC State	7-20-0	DNP	3-5-0	2-(-7)-0	INJ	1-(-2)-0	0-0-0
Virginia	19-22-0	DNP	4-5-0	4-11-0	INJ	0-0-0	0-0-0
Maryland	DNP	DNP	0-0-0	17-64-0	INJ	24-134-0	19-88-1
Georgia	DNP	8-21-0	0-0-0	6-17-0	4-19-0	25-65-1	9-29-0
Duke	DNP	15-32-0	3-9-0	DNP	DNP	15-30-0	13-62-1
Florida State	8-30-0	3-(-4)-0	7-22-0	5-16-0	7-13-0	1-1-0	5-26-0
Wake Forest	5-39-0	DNP	9-28-1	17-159-1	9-55-0	8-21-0	8-28-0
North Carolina	7-16-0	8-4-0	4-7-0	DNP	20-72-2	INJ	20-63-0
Georgia Tech	INJ	19-111-2	4-10-0	DNP	28-136-0	0-0-0	10-30-0
South Carolina	INJ	5-9-0	0-0-0	9-28-0	16-60-0	1-7-0	2-15-1

RECEIVING	Wyatt	Horne	Hinton	Crooks	Wynn	Guess
Opponent	Rc-YDS-TD	Rc-YDS-TD	Rc-YDS-TD	Rc-YDS-TD	Rc-YDS-TD	Rc-YDS-TD
Furman	5-76-1	0-0-0	1-14-0	0-0-0	0-0-0	0-0-0
NC State	8-50-0	0-0-0	6-62-0	1-13-1	0-0-0	1-9-0
Virginia	3-46-0	0-0-0	0-0-0	0-0-0	2-13-0	0-0-0
Maryland	3-24-0	0-0-0	1-17-0	1-10-0	0-0-0	0-0-0
Georgia	3-23-0	2-16-0	0-0-0	8-66-1	0-0-0	0-0-0
Duke	6-50-0	1-12-0	2-37-0	4-23-0	1-35-0	0-0-0
Florida State	0-0-0	0-0-0	1-6-0	2-35-0	0-0-0	2-22-0
Wake Forest	1-10-0	2-17-1	1-7-0	1-19-0	0-0-0	1-6-0
North Carolina	INJ	0-0-0	3-66-0	2-15-0	0-0-0	1-6-0
Georgia Tech	0-0-0	2-11-0	2-49-0	0-0-0	1-15-0	1-8-0
South Carolina	1-3-0	0-0-0	1-22-0	2-27-0	0-0-0	0-0-0

<b>PASSING</b>		<b>Sapp</b>	<b>Solomon</b>	<b>Greene</b>	<b>PUNT RETURNS</b>		<b>Rouse</b>	<b>McCleon</b>
<b>Opponent</b>	<b>Cm-At-Yds-I-TD</b>	<b>Cm-At-Yds-I-TD</b>	<b>Cm-At-Yds-I-TD</b>	<b>Cm-At-Yds-I-TD</b>			<b>No-Yds-Avg</b>	<b>No-Yds-Avg</b>
Furman	7-12-106-0-1	1-1-3-0-0	DNP	DNP	Furman			2-10-5.0
NC State	19-38-158-1-1	1-1-6-0-0	DNP	DNP	NC State		1-28-28	2-9-4.5
Virginia	7-23-107-1-0	0-1-0-1-0	DNP	DNP	Virginia			1-4-4.0
Maryland	DNP	6-10-53-1-0	DNP	DNP	Maryland			2-23-11.5
Georgia	DNP	1-5-(-1)-2-0	13-19-102-0-1		Georgia			1-0-0.0
Duke	DNP	DNP	16-30-172-0-0		Duke			2-13-6.5
Florida State	1-6-28-0-0	2-7-22-0-0	2-9-13-0-0		Florida State			1-(-6)-(-6.0)
Wake Forest	5-9-45-0-0	4-8-29-1-1	INJ		Wake Forest			0-0-0.0
North Carolina	DNP	DNP	9-12-104-0-0		North Carolina			1-15-15.0
Georgia Tech	0-0-0-0-0	DNP	7-13-81-0-0		Georgia Tech			1-3-3.0
South Carolina	0-0-0-0-0	1-9-3-1-0	4-11-52-1-0		South Carolina			0-0-0.0

FIELD GOALS			PUNTING					KICKOFF RETURNS	Williams	Humphrey
NELSON WELCH	Made	Missed	At	Yds	Avg	+50	-20		No-Yds-Avg.	No-Yds-Avg.
Furman	43,47	--	4	139	34.8	0	1	Furman	1-54-54.0	2-55-27.5
NC State	--	45	7	277	39.5	0	2	NC State	1-21-21.0	5-91-18.2
Virginia	35,33	--	9	350	38.9	0	3	Virginia	0-0-0.0	1-39-39.0
Maryland	44,29	29	6	222	37.0	1	1	Maryland	0-0-0.0	1-30-30.0
Georgia	--	49	8	316	39.5	1	1	Georgia	4-72-18.0	4-58-14.5
Duke	47,25	39	6	241	40.2	0	2	Duke	1-6-6.0	1-21-21.0
Florida State	--	38	10	386	38.6	0	0	Florida State	2-35-17.5	1-23-23.0
Wake Forest	32	--	6	245	40.8	0	1	Wake Forest	0-0-0.0	2-28-14.0
No. Carolina	34,37,47,34,20	--	6	227	37.8	0	0	North Carolina	2-20-10.0	1-27-27.0
Georgia Tech	25,27	42	5	184	36.8	0	1	Georgia Tech	0-0-0.0	2-85-42.5
South Carolina	--	--	9	393	43.7	2	5	South Carolina	2-40-20.0	2-43-21.5

Nelson Welch made eight of his last nine field goals of 1994.



# Defensive Game-by-Game Stats

Game	Stephens PL-Tot-TL	Jones PL-Tot-TL	Rouse PL-Tot-TL	Curry PL-Tot-TL	Forney PL-Tot-TL	Cross PL-Tot-TL	Winslow PL-Tot-TL
Furman	45-8-2	30-8-0	43-7-3	29-7-1	31-5-1	32-5-0	20-4-1
NC State	54-5-0	44-12-0	55-8-1	44-6-0	22-3-0	47-10-0	42-6-0
Virginia	72-7-0	67-15-0	68-5-1	49-3-0	DNP	67-11-1	47-10-0
Maryland	47-7-1	49-7-0	50-8-2	32-4-1	19-2-0	30-7-3	DNP
Georgia	49-5-0	54-7-0	40-4-0	45-3-1	22-0-0	45-5-1	4-0-0
Duke	62-8-2	57-20-1	64-3-0	35-3-1	27-5-1	35-3-1	0-0-0
Fla State	65-8-1	57-8-0	65-9-1	38-6-2	31-5-1	40-6-0	0-0-0
W Forest	47-9-2	33-7-1	45-5-1	30-3-1	24-2-0	28-3-0	3-1-0
N. Carolina	54-8-3	47-10-0	64-6-1	34-4-0	30-2-0	31-3-0	11-2-0
Ga Tech	54-7-0	52-12-1	54-6-2	43-3-1	24-2-0	37-4-0	0-1-0
S. Carolina	70-10-2	69-12-0	70-8-1	40-1-1	28-3-0	43-7-1	0-0-0

Game	Dawkins PL-Tot-PB	Carter PL-Tot-PB	McCrorey PL-Tot-PB	Williams PL-Tot-TL	White PL-Tot-TL	Simpson PL-Tot-TL	Barber PL-Tot-TL
Furman	44-4-0	26-2-0	11-2-0	15-1-0	11-1-0	INJ	9-1-0
NC State	75-6-1	47-3-0	22-2-0	28-4-1	30-6-0	48-6-0	23-8-0
Virginia	90-6-0	87-4-0	11-1-0	31-5-0	31-1-0	59-4-0	29-9-0
Maryland	67-6-1	21-2-1	4-1-0	20-0-0	19-1-0	32-6-1	41-12-0
Georgia	59-6-0	27-4-0	12-2-0	29-6-3	20-1-0	46-7-1	44-9-0
Duke	67-9-0	48-4-0	9-1-0	29-2-0	31-2-0	37-4-0	56-14-0
Fla State	72-15-0	46-3-0	17-3-0	35-2-0	41-1-0	49-4-0	55-4-0
W. Forest	54-6-0	55-2-0	21-3-0	21-5-2	25-3-0	30-4-0	35-8-2
N. Carolina	67-2-1	67-3-0	15-2-0	27-3-2	29-3-0	34-3-0	47-9-1
Ga. Tech	56-6-0	56-10-1	18-4-0	21-1-0	24-3-1	43-2-0	54-11-0
S. Carolina	73-5-0	75-3-0	21-4-0	27-2-1	32-5-2	43-4-1	56-18-0

Game	Wilson PL-Tot-TL	A. Ford PL-Tot-PB	Humphrey PL-Tot-PB	McCleon PL-Tot-PB	Evans PL-Tot-PB	P. Ford PL-Tot-PB	Watson PL-Tot-PB
Furman	10-1-0	34-1-0	11-1-0	11-1-0	18-1-0	43-0-0	1-0-0
NC State	10-4-1	47-1-0	31-4-0	30-3-0	DNP	75-4-0	DNP
Virginia	11-3-0	0-0-0	77-5-0	29-1-1	DNP	72-4-0	DNP
Maryland	3-1-0	24-0-1	60-7-0	30-0-1	35-0-0	49-4-1	0-0-0
Georgia	DNP	18-2-0	59-6-2	43-8-1	46-5-0	26-2-0	5-0-0
Duke	8-2-0	3-1-0	67-3-0	67-5-1	18-1-0	INJ	DNP
Fla. State	15-4-0	28-1-0	83-4-1	62-4-1	46-1-0	INJ	DNP
W. Forest	10-3-0	18-0-0	54-2-1	51-4-1	INJ	INJ	4-0-0
N. Carolina	12-3-0	14-1-0	67-3-0	67-4-1	INJ	DNP	DNP
Ga Tech	4-1-0	18-1-0	56-5-0	56-2-0	DNP	DNP	0-1-0
S. Carolina	5-1-0	16-0-0	75-6-1	75-2-1	DNP	4-0-0	DNP

PL=does not include special team plays.

## '94 Starting Lineups

### OFFENSE

	FUR	NCSU	UVA	MD	GA	DUKE	FSU	WFU	UNC	GAT	USC
TE/WR	Glenn	Glenn	Wynn	Wynn	Wynn	Glenn	Glenn	Williams	Glenn	Glenn	Wynn
OT	Bundren	Bundren	Bundren	Bundren	Bundren	Bundren	Bundren	Bundren	Bundren	Bundren	Bundren
OG	Young	Young	Young	Young	Young	Young	Young	Young	Young	Young	Young
C	Putnam	Putnam	Putnam	Putnam	Putnam	Putnam	Putnam	Putnam	Putnam	Putnam	Putnam
OG	Rountree	Rountree	Rountree	Rountree	Rountree	Rountree	Rountree	Rountree	Rountree	Rountree	Rountree
OT	Morgan	Morgan	Morgan	Morgan	Morgan	Morgan	Morgan	Morgan	Morgan	Morgan	Morgan
SE	Wyatt	Wyatt	Wyatt	Crooks	Crooks	Crooks	Crooks	Crooks	Crooks	Crooks	Crooks
QB	Sapp	Sapp	Sapp	Solomon	Solomon	Greene	Greene	Solomon	Greene	Greene	Greene
FB	Smith	Smith	Guess	Priester	Priester	Priester	Priester	Priester	Priester	Priester	Priester
TB	Downs	Downs	Downs	Wyatt	Wyatt	Wyatt	Pegues	Wyatt	Pegues	Pegues	Pegues
FLK/RB	Hinton	Hinton	Hinton	Hinton	Hinton	Hinton	Williams	Hinton	Hinton	Hinton	Hinton
PK	Welch	Welch	Welch	Welch	Welch	Welch	Welch	Welch	Welch	Welch	Welch

### DEFENSE

	FUR	NCSU	UVA	MD	GA	DUKE	FSU	WFU	UNC	GAT	USC
BAN	Stephens	Stephens	Stephens	Stephens	Stephens	Stephens	Stephens	Stephens	Stephens	Stephens	Stephens
DE	Forney	Simpson	Simpson	Simpson	Simpson	Forney	Simpson	Simpson	Simpson	Simpson	Simpson
MG	Curry	Curry	Curry	Curry	Curry	White	White	Curry	Curry	Curry	Curry
DE	Cross	Cross	Cross	Cross	Cross	Cross	Cross	Cross	Cross	Cross	Cross
RUSH	Rouse	Rouse	Rouse	Rouse	Rouse	Rouse	Rouse	Rouse	Rouse	Rouse	Rouse
ILB	Barber	Barber	Winslow	Barber	Barber	Barber	Barber	Barber	Barber	Barber	Barber
ILB	Jones	Jones	Jones	Jones	Jones	Jones	Jones	Jones	Jones	Jones	Jones
CB	A. Ford	A. Ford	A. Ford	Humphrey	Humphrey	Humphrey	Humphrey	Humphrey	Humphrey	Humphrey	Humphrey
SS	Dawkins	Dawkins	Dawkins	Dawkins	Dawkins	Dawkins	Dawkins	Dawkins	Dawkins	Dawkins	Dawkins
FS	Carter	Carter	Carter	Carter	Carter	Carter	Carter	Carter	Carter	Carter	Carter
CB	P. Ford	P. Ford	P. Ford	P. Ford	P. Ford	McCleon	McCleon	McCleon	McCleon	McCleon	McCleon
P	Welch	Welch	Welch	Welch	Welch	Welch	Welch	Welch	Welch	Welch	Welch





# '94 Superlatives

## Category

Rushing Attempts  
Rushing Yards  
Rushing TDs

## Clemson Team High

65 vs. Maryland (10/1/94)  
339 vs. Wake Forest (10/29/94)  
2 vs. Furman (9/3/94); North Carolina (11/5)  
vs. Georgia Tech (11/12)  
5.5 vs. Wake Forest (10/29/94)  
39 vs. N.C. State (9/10/94)  
20 vs. N.C. State (9/10/94)  
.750 vs. (9-12) North Carolina (11/5/94)  
172 vs. Duke (10/15/94)  
1 vs. many  
79 vs. Georgia (10/8/94)  
413 vs. Wake Forest (10/29/94)  
5.3 vs. Wake Forest (10/29/94)  
3 vs. Furman (9/3/94); Wake Forest (10/29)  
28 vs. North Carolina (11/5/94)  
5 vs. Three Teams  
43.7 vs. South Carolina (11/19/94)  
5 vs. North Carolina (11/5/94)  
24 vs. Furman (9/3/94)  
37:19 vs. Furman (9/3/94)  
11 vs. South Carolina (11/19/94)  
97 vs. Furman (9/3/94)  
3 vs. 3 Teams  
.550 vs. Wake Forest (10-18) (10/29/94)  
10-18 vs. Wake Forest (10/29/94)  
37 vs. N.C. State (9/10/94)  
133 vs. Georgia (10/8/94)  
61 vs. Maryland (10/1/94)  
4 vs. Virginia (9/17/94)  
60 vs. N.C. State (9/10/94)

## Opponent Team High

56 by Virginia (9/24/94)  
255 by N.C. State (9/10/94)  
2 by Three Teams  
5.96 by Georgia (10/8/94)  
41 by Georgia (10/8/94); Maryland (10/1)  
25 by Duke (10/15/94)  
.773 by N.C. State (9/10/94)  
328 by Georgia (10/8/94)  
3 by N.C. State (9/10/94)  
88 by Virginia (9/17/94)  
493 by N.C. State (9/17/94)  
7.2 by Georgia (10/8/94)  
4 by Georgia (10/8/94)  
40 by Georgia (10/8/94); S. Caro. (11/19/94)  
5 by Duke (10/15/94)  
49.0 by Maryland (10/1/94)  
4 by Georgia (10/8/94)  
26 by Virginia (9/17/94)  
36:56 by N.C. State (9/10/94)  
13 by South Carolina (11/19/94)  
123 by South Carolina (11/19/94)  
7 by Virginia (9/17/94)  
.500 by Virginia (9/17/94)  
8-16 by Virginia (9/17/94)  
78 by Florida State (10/22/94)  
205 by Furman (9/3/94)  
43 by South Carolina (11/19/94)  
3 by Virginia (9/17/94)

## Category

Rushing Attempts  
Rushing Yards  
Rushing TDs

## Clemson Individual Best

28 by Lamont Pegues vs. Ga. Tech (11/12/94)  
159 by Louis Solomon vs. Wake Forest (10/29/94)  
2 by Emory Smith vs. Furman (9/3/94)  
by Lamont Pegues vs. North Carolina (11/5/94)  
by Nealon Greene vs. Georgia Tech (11/12/94)  
38 by Patrick Sapp vs. N.C. State (9/10/94)  
19 by Patrick Sapp vs. N.C. State (9/10/94)  
8 by Antuwan Wyatt vs. N.C. State (9/10/94)  
by Kenya Crooks vs. Georgia (10/8/94)  
76 by Antuwan Wyatt vs. Furman (9/3/94)  
.684 by Nealon Greene vs. Georgia (10/8/94)  
172 by Nealon Greene vs. Duke (10/15/94)  
1 by many  
159 by Louis Solomon vs. Wake Forest (10/29/94)  
204 by Nealon Greene vs. Duke (10/15/94)  
2 by Emory Smith vs. Furman (9/3/94)  
by Lamont Pegues, North Carolina (11/5/94)  
by Nealon Greene vs. Georgia Tech (11/12/94)  
16 by Nelson Welch vs. North Carolina (11/5/94)  
2 by Darnell Stephens vs. Wake Forest (10/29/94)  
43.7 by Nelson Welch vs. South Carolina (11/19/94)  
5 by Nelson Welch vs. North Carolina (11/5/94)  
20 by Tim Jones vs. Duke (10/15/94)  
28 by Wardell Rouse vs. N.C. State (9/10/94)  
91 by Andre Humphrey vs. N.C. State (9/10/94)  
41 by Peter Ford vs. Maryland (10/1/94)  
60 by Chris Franklin vs. N.C. State (9/10/94)  
2 by Andre Carter vs. Virginia (9/17/94)

## Opponent Individual Best

27 by Bennett, South Carolina (11/19/94)  
133 by Warrick Dunn, FSU (10/22/94)  
2 by Warrick Dunn, FSU (10/22/94)  
40 by Zeier, Georgia (10/8/94)  
25 by Fisher, Duke (10/15/94)  
10 by Khayat, Duke (10/15/94)  
119 by Khayat, Duke (10/15/94)  
.706 by Harvey, N.C. State (9/10/94)  
328 by Zeier, Georgia (10/8/94)  
2 by Harvey, N.C. State (9/10/94)  
by Zeier, Georgia (10/8/94)  
by Thomas, North Carolina (11/5/94)  
180 by Bennett, South Carolina (11/19/94)  
342 by Zeier, Georgia (10/8/94)  
2 by Goines, N.C. State (9/10/94)  
by Dunn, Florida State (10/22/94)  
12 by Parkman, Georgia (10/8/94)  
by Dunn, Florida State (10/22/94)  
2 by Kirkland, McQueen, Duke (10/15)  
by Fatzinger, Wake Forest (10/29)  
49.0 by Milanovich, Maryland (10/1/94)  
4 by Parkman, Georgia (10/8/94)  
15 by J. Cox, Georgia Tech (11/5/94)  
78 by J. Colzie, Florida State (10/22/94)  
89 by Tate, Furman (9/3/94)  
35 by Barber, Virginia (9/17/94)  
2 by Barber, Virginia (9/17/94)

Nealon Greene completed 68 percent of his passes at Georgia.



# Career Stats - '94 Seniors



## #12 MIKE BARBER, LB 6-1...240...Edgemore, SC

- ✓ 12th in the ACC in tackles at the conclusion of the season
- ✓ Named to the honorable mention All-ACC team by ACSWA
- ✓ Had a career high 18 tackles against South Carolina

### Mike Barber Career Stats

Year	GP-GS	Plays	Hits	Ast	Tot	TL-Yd	Sack	CF-RF	PBU
1991	11-0	88	10	4	14	0-0	0-0	0-0	2
1992	11-2	208	9	5	14	2-6	1.5-6	0-1	0
1993	11-4	309	50	22	72	1-3	0-0	2-0	2
1994	11-10	449	51	52	103	3-12	2-10	1-0	3
Totals	44-16	1054	120	83	203	6-21	3.5-16	3-1	7

## #86 ED GLENN, TE 6-3...245...Greenville, SC

- ✓ 1st Team CFA/Hitachi Academic All-American
- ✓ Jim Tatum Award

### Ed Glenn Career Stats

Year	GP-GS	Plays	Rec	Yds	TD
1992	2-0	14	0	0	0
1993	12-0	133	0	0	0
1994	11-6	173	3	16	0
Totals	25-6	320	3	16	0

## #56 TIM JONES, LB 6-1...230...Rock Hill, SC

- ✓ First-team All-ACC by ACSWA
- ✓ Fifth in Clemson history in total tackles after posting 118 tackles in the 1994 season to bring career total to 338
- ✓ **Football News** honorable mention All-America in 1994
- ✓ Led the Tigers in tackles for three straight years...had 118 in 1994, 15 more than any other player
- ✓ Butkus Award Nominee
- ✓ Played in Hula Bowl (East Co-Captain)

### Tim Jones Career Stats

Year	GP-GS	Plays	Hits	Ast	Tot	TL-Yds	Sacks	CF-RF	PBU	Int
1991	8-0	140	14	8	22	2-11	0-0	0-1	1	0-0
1992	10-8	510	59	30	89	8-43	2.5-24	0-0	4	3-36
1993	12-12	654	70	39	109	2-3	0-0	2-1	6	2-37
1994	11-11	541	58	60	118	3-7	5-2	0-0	5	0-0
Totals	41-31	1845	201	137	338	15-64	3.0-26	2-2	16	5-73

## #13 WARDELL ROUSE, OLB 6-2...230...Clewiston, FL

- ✓ Named second-team All-ACC by ACSWA
- ✓ Fifth in tackles for the Tigers after starting all 11 games and posting 69 stops
- ✓ Among the Top 5 in the ACC in tackles for loss and sacks in 1994
- ✓ Finished fourth in the league in quarterback sacks with 5.5 for 36 yards
- ✓ Butkus Award Nominee
- ✓ Played in the Blue-Gray Game
- ✓ Second among ACC Linebackers in sacks (5.5)

### Wardell Rouse Career Stats

Year	GP-GS	Plays	Hits	Ast	Tot	TL-Yd	Sack	CF-RF	PBU	Int-Yd
1993	12-10	467	55	23	78	10-19	3-4	3-2	1	2-16
1994	11-11	618	46	23	69	13-67	5.5-36	2-1	2	
Totals	23-21	1085	101	46	147	23-86	8.5-40	5-3	3	2-16

## #30 DARNELL STEPHENS, OLB 6-0...229...San Antonio, TX

- ✓ Named honorable mention All-ACC by ACSWA
- ✓ Led the Tigers in sacks with 8 for 54 yards
- ✓ Second in the ACC with that sack total
- ✓ Played in East-West Shrine Game
- ✓ Led ACC Linebackers in Sacks (8)

### Darnell Stephens Career Stats

Year	GP-GS	Plays	Hit	Ast	Tot	PBU	Int-Yds	CF-RF	PR-Yds	Sks	TFL
1991	12-6	484	28	12	40	6	1-12	2-1	29-362		
1992	9-6	470	22	17	39	4	3-55	0-0	15-101		
1993	12-2	396	30	15	45	1	0-0	2-0	0-0	0-0	2-3
1994	11-11	619	57	25	82	4	0-0	1-1	0-0	8.5-54	13-71
Totals	44-25	1969	137	69	206	15	4-67	5-2	44-463	8.5-54	15-74

### 1995 Clemson Football

## #22 LEWIS USHER, OLB 6-1...231...Decatur, GA

### Lewis Usher Career Stats

Year	GP-GS	Plays	Hit	Ast	Tot	QP
1991	12-0	41	6	2	8	0
1992	11-0	37	3	4	7	1
1993	12-0	17	6	6	12	0
1994	7-0	66	3	3	6	1
Totals	42-0	161	18	15	33	2

## #2 NELSON WELCH, P/PK 5-8...182...Greer, SC

- ✓ Named second-team All-ACC by ACSWA
- ✓ Only player in Clemson history to be first or second-team All-ACC for four straight seasons
- ✓ Participated in both the Blue-Gray and the Senior Bowl post-season bowl games
- ✓ Became Clemson's career scoring leader after finishing up his career with 301 career points, 13 more than Obed Ariri had between 1977-80
- ✓ The ACC's all-time field goal leader with 72 in 102 attempts
- ✓ Finished in third place in field goals in the ACC in 1994 and was ranked in 13th place nationally by the NCAA after making 1.5 field goals/game
- ✓ Made 21 field goals in his career from 40 yards or more, second in Clemson history behind Chris Gardocki's 23
- ✓ Led the Tigers in scoring for the season after posting 62 points for the year, 14 of which came from extra points
- ✓ Ranked in the Top 15 in the nation in field goals/game all four years at Clemson, only ACC player in history to do that
- ✓ Set a Clemson record for most multiple field goal games in a career with 25
- ✓ Only player in Clemson history to lead the Tigers in scoring for four straight years

### Nelson Welch Career Kicking Stats

Year	GP-GS	0-29	30-39	40-49	50+	Tot	LK	PAT	HB
1991	12-12	8-10	6-9	5-6	0-3	19-28	47	31-35	2
1992	11-11	9-10	4-7	7-9	2-2	22-28	53	23-25	0
1993	12-12	9-11	4-5	2-8	0-0	15-24	47	17-18	0
1994	11-11	5-6	6-8	5-8	0-0	16-22	47	14-14	0
Totals	46-46	31-37	20-29	19-31	2-5	72-102	53	85-92	2


### Nelson Welch Career Punting Stats

Year	GP-GS	Att	Yds	Avg	-20	+50	RET	LP	HB	Net
1992	11-11	63	2,525	40.1	17	9	31-271	70	0	35.8
1993	12-12	41	1,579	38.5	11	4	18-102	55	1	36.0
1994	11-11	76	2,980	39.2	17	4	36-314	55	1	35.1
Totals	34-34	180	7,084	39.4	45	17	85-687	70	2	35.5


## #83 STEPHON WYNN, TE 6-4...244...Winnsboro, SC

### Stephon Wynn Career Stats

Year	GP-GS	PL	Rec	Yds	Avg	TD	LG
1991	8-0	122	0	0	0.0	0	-
1993	10-9	286	4	45	11.1	0	22
1994	11-3	151	4	63	15.8	0	35
Totals	29-12	559	8	108	26.9	0	57



WARDELL ROUSE



DARNELL STEPHENS

Former Clemson stand-out Ed Glenn is currently studying medicine at Vanderbilt.





# 1994 ACC Data

## ACC TEAM STATS

### TOTAL OFFENSE

School (NCAA Rk)	G	Plys	Yds	PP	Td	Yds/G
Florida State (4)	11	853	4314	6.2	53	483.1
North Carolina (24)	11	803	4482	5.6	44	407.5
Virginia (29)	11	822	4451	5.3	43	404.6
N. C. State (38)	11	773	4237	5.5	33	385.2
Duke (49)	11	802	4104	5.1	46	373.1
Maryland (52)	11	748	4075	5.5	35	370.5
Georgia Tech (67)	11	756	3847	5.1	23	349.7
<b>Clemson (100)</b>	<b>11</b>	<b>769</b>	<b>2996</b>	<b>3.9</b>	<b>17</b>	<b>272.4</b>
Wake Forest (103)	11	727	2783	3.8	17	253.0

### TOTAL DEFENSE

School (NCAA Rk)	G	Plys	Yds	PP	Td	Yds/G
Florida State (7)	11	753	2937	3.9	22	267.0
Virginia (21)	11	756	3412	4.5	24	310.2
North Carolina (27)	11	752	3512	4.7	27	319.3
N. C. State (30)	11	749	3563	4.8	32	323.9
<b>Clemson (31)</b>	<b>11</b>	<b>735</b>	<b>3638</b>	<b>5.0</b>	<b>20</b>	<b>330.7</b>
Duke (68)	11	798	4207	5.3	32	382.5
Georgia Tech (68)	11	846	4207	5.0	39	382.5
Maryland (93)	11	822	4778	5.8	40	434.4
Wake Forest (101)	11	828	4961	6.0	50	451.0

### RUSHING OFFENSE

School (NCAA Rk)	G	Att	Yds	PC	Td	Yds/G
North Carolina (15)	11	552	2496	4.5	23	226.9
N. C. State (29)	11	479	2112	4.4	19	192.0
Florida State (33)	11	412	2080	5.1	31	189.1
Virginia (34)	11	520	2060	4.0	21	187.3
<b>Clemson (45)</b>	<b>11</b>	<b>544</b>	<b>1913</b>	<b>3.5</b>	<b>12</b>	<b>173.9</b>
Duke (65)	11	435	1636	3.8	20	148.7
Georgia Tech (96)	11	349	1145	3.3	5	104.1
Maryland (102)	11	319	1038	3.3	10	94.4
Wake Forest (103)	11	369	1024	2.8	7	93.1

### RUSHING DEFENSE

School (NCAA Rk)	G	Att	Yds	PC	Td	Yds/G
Virginia (1)	11	323	700	2.2	9	63.6
Florida State (8)	11	377	1077	2.9	6	97.9
<b>Clemson (14)</b>	<b>11</b>	<b>379</b>	<b>1248</b>	<b>3.3</b>	<b>9</b>	<b>113.5</b>
North Carolina (16)	11	369	1267	3.4	13	115.2
Duke (27)	11	412	1409	3.4	13	128.1
N. C. State (36)	11	408	1486	3.6	11	135.1
Georgia Tech (94)	11	580	2534	4.4	28	230.4
Maryland (99)	11	531	2618	4.9	26	238.0
Wake Forest (105)	11	558	2978	5.3	23	270.7

### PASSING OFFENSE

School (NCAA Rk)	Att	Cmp	Pct	Int	Yds	Td	Yds/G
Florida State (7)	441	264	.599	18	3234	21	294.0
Maryland (10)	428	291	.680	13	3037	23	276.1
Georgia Tech (21)	407	223	.548	18	2702	17	245.6
Duke (30)	367	216	.589	9	2468	19	224.4
Virginia (37)	302	182	.603	12	2391	16	217.4
N. C. State (58)	294	169	.575	12	2125	12	193.2
North Carolina (70)	251	137	.546	10	1986	16	180.5
Wake Forest (82)	358	182	.508	17	1759	8	159.9
<b>Clemson (103)</b>	<b>225</b>	<b>106</b>	<b>.471</b>	<b>10</b>	<b>1083</b>	<b>4</b>	<b>98.5</b>

### PASSING EFFICIENCY DEFENSE

School (NCAA Rk)	Att	Cmp	Pct	Int	Yds	Td	Rat.
Florida State (4)	1376	180	.479	15	1860	13	92.9
Virginia (20)	1436	239	.548	27	2712	14	105.3
North Carolina (34)	1383	209	.546	10	2245	14	110.6
Georgia Tech (36)	1266	144	.541	10	1673	10	111.9
<b>Clemson (44)</b>	<b>1356</b>	<b>210</b>	<b>.590</b>	<b>16</b>	<b>2390</b>	<b>9</b>	<b>114.7</b>
N. C. State (49)	1340	192	.565	9	2077	15	117.0
Duke (59)	1376	199	.529	16	2798	17	121.8
Maryland (69)	1291	171	.588	9	2160	11	127.4
Wake Forest (86)	1270	155	.574	10	1983	21	137.4

### SCORING OFFENSE

School (NCAA Rk)	G	Td	KXP	OXF	FG	SF	Pts	Avg
Florida State (5)	11	53	48	2	12	0	406	36.9
Duke (12)	11	46	41	0	13	2	360	32.7
Virginia (17)	11	43	35	3	17	0	350	31.6

North Carolina (20)	11	44	39	2	12	0	343	31.2
N. C. State (50)	11	33	29	1	16	0	277	25.2
Maryland (54)	11	35	33	0	9	0	270	24.6
Georgia Tech (93)	11	23	18	1	9	0	185	16.8
<b>Clemson (96)</b>	<b>11</b>	<b>17</b>	<b>14</b>	<b>0</b>	<b>16</b>	<b>0</b>	<b>164</b>	<b>14.9</b>
Wake Forest (102)	11	17	8	3	9	0	143	13.0

### SCORING DEFENSE

School (NCAA Rk)	G	Td	KXP	OXF	FG	SF	Pts	Avg
Florida State (13)	11	22	17	2	10	0	183	16.6
Virginia (14)	11	24	20	0	7	0	185	16.8
<b>Clemson (17)</b>	<b>11</b>	<b>20</b>	<b>15</b>	<b>1</b>	<b>17</b>	<b>0</b>	<b>188</b>	<b>17.1</b>
North Carolina (30)	11	27	26	0	14	1	232	21.1
Duke (41)	11	32	22	3	9	0	247	22.5
N. C. State (44)	11	32	24	1	11	0	251	22.6
Georgia Tech (83)	11	39	37	0	16	0	319	29.0
Maryland (86)	11	40	35	3	15	0	326	29.6
Wake Forest (99)	11	50	44	1	9	0	373	33.9

### KICKOFF RETURNS

School (NCAA Rk)	G	No	Yds	Lg	Td	Avg
North Carolina (2)	11	37	913	87	1	24.7
Georgia Tech (15)	11	48	1080	62	0	22.5
N. C. State (41)	11	40	814	97	1	20.4
Florida State (64)	11	33	666	52	0	20.2
<b>Clemson (65)</b>	<b>11</b>	<b>40</b>	<b>786</b>	<b>69</b>	<b>0</b>	<b>19.7</b>
Maryland (70)	11	51	989	94	1	19.4
Virginia (76)	11	29	556	46	1	19.2
Duke (85)	11	37	685	36	0	18.5
Wake Forest (89)	11	56	1027	72	0	18.3

### PUNT RETURNS

SCHOOL (NCAA Rk)	G	NO	YDS	LG	TD	AVG
North Carolina (6)	11	27	350	88	1	13.0
Duke (15)	11	26	298	48	0	11.5
Virginia (22)	11	30	318	74	2	10.6
Wake Forest (37)	11	18	162	45	1	9.0
Florida State (46)	11	39	348	26	0	8.9
N. C. State (52)	11	23	194	37	0	8.4
Maryland (68)	11	19	148	21	0	7.8
<b>Clemson (85)</b>	<b>11</b>	<b>16</b>	<b>103</b>	<b>28</b>	<b>0</b>	<b>6.4</b>
Georgia Tech (97)	11	22	118	19	0	5.4

### NET PUNTING

School (NCAA Rk)	PU	Avg	RT	Yds	Net/Avg
Virginia (11)	58	39.2	11	20	38.8
Duke (14)	62	41.7	27	184	38.8
Georgia Tech (18)	55	45.5	36	388	38.5
Maryland (29)	52	41.0	19	138	38.4
Florida State (30)	50	37.4	10	39	36.6
Wake Forest (50)	80	38.4	29	199	35.9
<b>Clemson (66)</b>	<b>77</b>	<b>38.7</b>	<b>37</b>	<b>334</b>	<b>34.4</b>
North Carolina (74)	51	37.6	19	193	33.8
N. C. State (104)	52	36.0	22	254	31.1

### THIRD DOWN CONVERSION DEFENSE

School	G	Con	Att	Pct
Florida State	11	48	176	.273
<b>Clemson</b>	<b>11</b>	<b>48</b>	<b>150</b>	<b>.320</b>
Duke	11	52	160	.325
North Carolina	11	55	159	.346
N. C. State	11	53	149	.356
Virginia	11	65	172	.378
Georgia Tech	11	84	176	.477
Wake Forest	11	81	170	.476
Maryland	11	81	167	.485

### PENALTY YARDS PER GAME

School	G	Pen	Yds	Yds/Gm
Wake Forest	11	51	379	34.5
N. C. State	11	58	436	39.6
Virginia	11	73	535	48.6
<b>Clemson</b>	<b>11</b>	<b>76</b>	<b>552</b>	<b>50.2</b>
North Carolina	11	71	590	53.6
Georgia Tech	11	73	605	55.0
Maryland	11	75	640	58.2
Duke	11	87	694	63.1
Florida State	11	85	768	69.8

Clemson has led the ACC in turnover margin for each of the last two years.



# **QUARTERBACK SACKS**

SCHOOL	G	SCKS	YDS	YDS
Florida State	11	34	246	3.1
Virginia	11	32	259	2.9
<b>Clemson</b>	<b>11</b>	<b>30</b>	<b>203</b>	<b>2.7</b>
Duke	11	25	178	2.3
North Carolina	11	19	145	1.7
N. C. State	11	16	101	1.5
Maryland	11	15	84	1.4
Wake Forest	11	14	112	1.3
Georgia Tech	11	11	68	1.0

# **TURNOVER MARGIN**

School (NCAA Rk)	Gained			Lost			Mar
	Fm	In	Tot	Fm	In	To	
<b>Clemson (1)</b>	<b>13</b>	<b>16</b>	<b>29</b>	<b>2</b>	<b>10</b>	<b>12</b>	<b>+1.55</b>
Duke (2)	12	17	29	4	9	13	+1.45
Virginia (8)	9	27	36	13	12	25	+1.00
North Carolina (56)	11	10	21	12	10	22	-0.09
Florida State (65)	13	15	28	13	18	31	-0.27
Maryland (65)	7	11	18	8	13	21	-0.27
Wake Forest (79)	14	10	24	12	17	29	-0.45
N.C. State (99)	10	9	19	18	12	30	-1.00
Georgia Tech (106)	7	10	17	20	18	38	-1.91

# **TIME OF POSSESSION**

School	For	Opp	Margin
Virginia	32:54	27:06	+5:48
North Carolina	31:54	28:06	+3:48
Clemson	31:21	28:39	+2:42
Duke	31:18	28:42	+2:36
N.C. State	30:54	29:06	+1:48
Maryland	30:41	29:19	+1:22
Florida State	29:35	30:25	+0:50
Wake Forest	27:13	32:47	-5:34
Georgia Tech	25:58	34:02	-8:04

# **INDIVIDUAL LEADERS**

Rushing (NCAA Rk)	G	Att	Yds	Avg	Td	Pg
Robert Baldwin, Duke (25)	11	276	1187	4.3	12	107.9
Warrick Dunn, FSU (36)	11	152	1026	6.8	8	93.3
Tremayne Stephens, NCS	9	125	791	6.3	3	87.9
Leon Johnson, UNC	11	151	805	5.3	7	73.2
Kevin Brooks, UVA	11	173	741	4.3	8	67.4
Curtis Johnson, UNC	11	146	721	4.9	7	65.6
Tiki Barber, UVA	10	120	591	4.9	3	59.1
Allen Williams, MD	11	129	649	5.0	1	59.0
Rock Preston, FSU	11	68	587	8.6	9	53.4
Rod Brown, NCS	11	105	564	5.4	5	51.3

Receiving (NCAA Rk)	G	Rec	Yds	Avg	Td	Pg
Geroy Simon, MD (4)	11	77	891	11.6	5	7.0
Kez McCorvey, FSU (11)	10	59	870	14.8	4	5.9
Allen Williams, MD (33)	11	51	357	7.0	1	4.6
Jermaine Lewis, Md (36)	10	45	692	15.4	9	4.5
Bill Khayat, Duke (37)	11	49	562	11.5	2	4.5
Russ Weaver, MD (45)	11	47	430	9.2	3	4.3
Jon Jensen, Duke	11	45	526	11.7	2	4.1
Charlie Simmons, GaT	11	40	587	14.7	6	3.6
Tyrone Davis, UVA	11	38	691	18.2	10	3.5
Corey Thomas, Duke	11	37	558	15.1	8	3.4

Passing Efficiency	Att	Cmp	Pct	Int	Yds	Att	Td	Pts
Mike Groh, UVA (13)	215	137	.637	7	1708	7.94	13	143.89
Scott Milanovich, MD (14)	333	229	.688	9	2394	7.19	20	143.37
Danny Kanell, FSU (39)	380	227	.597	13	2781	7.32	17	129.13
Jason Stanicek, UNC (49)	166	96	.578	7	1222	7.36	7	125.15
Spence Fischer, Duke (50)	346	204	.590	8	2285	6.60	16	125.07
Terry Harvey, NCS	199	116	.583	9	1466	7.37	8	124.39
Tommy Luginbill, GaT	327	182	.557	13	2128	6.51	14	116.50
Rusty LaRue, WF	230	132	.574	9	1303	5.67	5	104.33

Tot. Offense	G	Att	Yds	Yds	Ply	Yds	Td	Pg
Danny Kanell, FSU (12)	11	27	-127	2781	407	2654	18	241.3
Scott Milanovich, Md (24)	11	50	-62	2394	383	2332	20	212.0
Spence Fischer, Duke (27)	11	62	26	2285	408	2311	19	210.1
Tommy Luginbill, GaT (38)	11	35	-88	2128	362	2040	14	185.5
Mike Groh, UVA	11	39	14	1708	254	1722	16	156.6
Jason Stanicek, UNC	10	88	281	1222	254	1503	10	150.3
Terry Harvey, NCS	10	37	-21	1466	236	1445	10	144.5
Rusty LaRue, WF	10	55	30	1303	285	1333	6	133.3
Robert Baldwin, Duke	11	276	1187	0	276	1187	12	107.9
Warrick Dunn, FSU	11	152	1026	0	152	1026	8	93.3

Scoring (NCAA Rk)	G	Td	Tdr	Tdp	Tdd	2pt	Pat	FG	Pts	Pg
Rafael Garcia, UVA (23)	11	0	0	0	0	0	34	17	85	7.73
Robert Baldwin, Duke (33)	11	13	12	1	0	0	0	0	78	7.09
Steve Videtich NCS (40)	11	0	0	0	0	0	29	16	77	7.00
Tom Cochran, Duke (42)	11	0	0	0	0	0	37	13	76	6.91
Tripp Pignetti, UNC (46)	11	0	0	0	0	0	37	12	73	6.64
Marcus Wall, UNC	11	11	1	9	1	0	0	0	66	6.00
Zack Crockett, FSU	11	11	11	0	0	0	0	0	66	6.00
Tyrone Davis, UVA	11	10	0	10	0	1	0	0	62	5.64
<b>Nelson Welch, CU</b>	<b>11</b>	<b>0</b>	<b>0</b>	<b>0</b>	<b>0</b>	<b>0</b>	<b>14</b>	<b>16</b>	<b>62</b>	<b>5.64</b>
Joe O'Donnell, Md	11	0	0	0	0	0	33	9	60	5.45
Leon Johnson, UNC	11	10	7	2	1	0	0	0	60	5.45

All-Purpose Yds	G	Rush	Rec	Pr	KOR	Yds	Pg
Robert Baldwin, Duke (23)	11	1187	258	0	0	1445	131.4
Leon Johnson, UNC (37)	11	805	266	199	89	1359	123.6
Marcus Wall, UNC (43)	11	31	569	0	743	1343	122.1
Warrick Dunn, FSU (44)	11	1026	308	0	0	1334	121.3
Tiki Barber, UVA	10	591	126	181	118	1016	101.6
Tremayne Stephens, NCS	9	791	71	0	51	913	101.4
Geroy Simon, Md	11	86	891	10	121	1108	100.7
Jermaine Lewis, Md	10	0	692	73	216	981	98.1
Rock Preston, FSU	11	587	126	0	320	1033	93.9
Allen Williams, Md	11	649	357	0	20	1026	93.3

PUNT RETURNS	NO	YDS	TD	AVG
Octavus Barnes, UNC (12)	14	151	0	10.8
Tiki Barber, UVA (13)	17	181	1	10.7
Adam Geis, Duke (26)	20	188	0	9.4
James Colzie, FSU (29)	30	274	0	9.1

Interceptions	G	No	Yds	TD	PG
Ronda Barber, Va (2)	11	8	56	0	0.7
Joe Crocker, Va (5)	11	6	54	1	0.6
James Farrior, Va (36)	11	4	101	0	0.4
<b>Dexter McCleon, Clem</b>	<b>11</b>	<b>4</b>	<b>27</b>	<b>0</b>	<b>0.4</b>
<b>Andre Carter, Clem</b>	<b>11</b>	<b>4</b>	<b>5</b>	<b>0</b>	<b>0.4</b>
Randy Neal, Va	10	3	117	2	0.3

KICKOFF RETURNS	NO	YDS	TD	AVG
Marcus Wall, UNC (3)	27	743	1	27.5
Alvin Whitted, NCS (13)	18	432	1	25.1
Lethon Flowers, GaT (27)	23	541	0	23.5
Rock Preston, FSU (31)	14	320	0	22.9
<b>Andre Humphrey, CU (35)</b>	<b>22</b>	<b>500</b>	<b>0</b>	<b>22.7</b>
Brent Morehead, WF(47)	17	364	0	21.4
Jermaine Stewart, Md	22	410	0	18.6
Herman Lewis, WF	18	321	0	17.8

Punting	G	No	Yds	Avg
Jason Bender, Ga T (2)	11	55	2503	45.5
John Krueger, Duke (23)	11	58	2430	41.9
Scott Milanovich, Md	11	51	2132	41.8
Will Brice, Va	11	55	2230	40.6
Mike Thomas, UNC	10	45	1771	39.4
<b>Nelson Welch, Clem</b>	<b>11</b>	<b>76</b>	<b>2980</b>	<b>39.2</b>
Mike Strazzert, WF	11	78	3056	39.2
Chad Robson, NCS	11	46	1753	38.1

FIELD GOALS	G	FGA	FGM	LG	PCT	PG
Rafael Garcia, UVA (8)	11	22	17	50	.770	1.6
Steve Videtich, NCS (13)	11	18	16	50	.890	1.5
<b>Nelson Welch, CU (13)</b>	<b>11</b>	<b>22</b>	<b>16</b>	<b>47</b>	<b>.730</b>	<b>1.5</b>
Tom Cochran, Duke	11	21	13	44	.620	1.2
Tripp Pignetti, UNC	11	14	12	43	.860	1.1
Joe O'Donnell, Md	11	10	9	40	.900	0.8
Chris Leone, GaT	11	16	9	49	.560	0.8
Bill Hollows, WF	11	16	9	47	.560	0.8



## DEFENSIVE STATS

Tackles	Gp	Pri	Ast	Tot/Avg	TFL-Yds
Jamal Cox, GaT	11	100	46	146/13.3	5-16
Damien Covington, NCS	11	81	64	145/13.2	8-22
Ratcliffe Thomas, Md	11	87	53	140/12.7	3-8
Mike Morton, UNC	11	76	50	126/11.5	2-8
Kevin Gilee, WF	11	99	23	122/11.1	4-5
Rodney Wilkerson, GaT	11	66	52	118/10.7	1-2
<b>Tim Jones, CU</b>	<b>11</b>	<b>58</b>	<b>60</b>	<b>118/10.7</b>	<b>3-7</b>
Jamie Sharper, UVa	11	76	39	115/10.5	14-73
Billy Granville, Duke	11	68	47	115/10.5	6-1
Randy Neal, UVa	10	62	36	98/9.8	7-20
Mike Settles, Md	11	65	40	105/9.5	5-9
<b>Michael Barber, CU</b>	<b>11</b>	<b>51</b>	<b>52</b>	<b>103/9.4</b>	<b>3-12</b>
John Zuanich, Duke	11	64	36	100/9.1	16-72
David Hendrix, GaT	11	65	32	97/8.8	9-25
James Farrior, UVa	11	62	33	95/8.6	4-8
Carlos Bagley, Duke	11	58	36	94/8.6	1-1
Richard Goodpasture WF	11	59	34	93/8.4	1-1
Tucker Grace, WF	11	63	24	87/7.9	9-31
Daryl Bush, FSU	11	50	20	70/6.4	7-34

Ray Farmer, Duke	11	53	33	86/7.8	6-4
James Walker, NCS	11	62	22	84/7.6	1-2
<b>Darnell Stephens, CU</b>	<b>11</b>	<b>57</b>	<b>25</b>	<b>82/7.5</b>	<b>13-71</b>

**QUARTERBACKS SACKS:** Richard Wilson, FSU (11-70); **Darnell Stephens, Clemson (8-54)**, Marcus Jones, UNC (7.5-44); David Hawkins, Duke (6-44); Carl Reeves, NCS (6-40); **Wardell Rouse, Clemson (5.5-36)**; Todd White, UVa (5.5-73); Mike Frederick, UVa (5.5-51); Duane Ashman, UVa (5.5-55); John Zuanich, Duke (5-49); Al Wallace, Md. (5-20);

**TACKLES FOR LOSS:** John Zuanich, Duke (16-72); Mike Frederick, UVa (15-68); David Hawkins, Duke (14-74); Jamie Sharper, UVa (14-73); Carl Reeves, NCS (14-62); **Darnell Stephens, Clemson (13-71)**; **Wardell Rouse, Clemson (13-67)**.

**PASSES BROKEN UP:** Corey Fuller, FSU (13); Rhonde Barber, UVa (11); Brandon Pollock, Duke (11); William Strong, NCS (10); Jamal Ellis, Duke (10) Sean Boyd, UNC (10); Andrean Johnson, Md. (9); Eddie Mason, UNC (9)

## 1994 ACC Standings

Team	W	L	T	For	Opp	W	L	T	For	Opp	Hm	Rd	Nu
Florida State	8	0	0	331	102	10	1	1	428	200	4-0-1	4-1	2-0
N.C. State	6	2	0	205	188	9	3	0	305	275	5-1	3-2	1-0
Virginia	5	3	0	224	149	9	3	0	370	195	4-1	4-2	1-0
North Carolina	5	3	0	239	191	8	4	0	374	267	5-1	3-2	0-1
Duke	5	3	0	257	216	8	4	0	380	281	5-1	3-2	0-1
<b>Clemson</b>	<b>4</b>	<b>4</b>	<b>0</b>	<b>116</b>	<b>109</b>	<b>5</b>	<b>6</b>	<b>0</b>	<b>164</b>	<b>188</b>	<b>4-2</b>	<b>1-4</b>	<b>0-0</b>
Maryland	2	6	0	192	282	4	7	0	270	326	3-2	1-5	0-0
Wake Forest	1	7	0	84	301	3	8	0	143	373	2-4	1-4	0-0
Georgia Tech	0	8	0	116	226	1	10	0	185	319	1-5	0-5	0-0

## ACSWA ALL CONFERENCE

### Offense-1st Team

WR	Kez McCorvey, Sr.	Florida St.
WR	Eddie Goines, Sr.	N. C. State
T	Matt Williams, Sr.	Duke
T	Steve Ingram, Sr.	Maryland
G	Patrick McNeil, Sr.	Florida St.
G	Lewis Tyre, Jr.	Florida St.
C	Clay Shiver, Jr.	Florida St.
TE	Greg DeLong, Sr.	N. Carolina
QB	Danny Kanell, Jr.	Florida St.
RB	Robert Baldwin, Sr.	Duke
RB	Warrick Dunn, So.	Florida St.
PK	Steve Videtich, Sr.	N. C. State

### Defense-1st Team

DL	Derrick Alexander, Jr.	Florida St.
DL	Marcus Jones, Sr.	N. Carolina
DL	Mike Frederick, Sr.	Virginia
ILB	<b>Tim Jones, Sr.</b>	<b>Clemson</b>
ILB	Damien Covington, Sr.	N. C. State
OLB	Derrick Brooks, Sr.	Florida St.
OLB	John Zuanich, Jr.	Duke
DB	Ray Farmer, Jr.	Duke
DB	Ronde Barber, Fr.	Virginia
DB	Clifton Abraham, Sr.	Florida St.
DB	Corey Fuller, Sr.	Florida St.
P	Jason Bender, Sr.	Ga. Tech

### Offense-2nd Team

WR	Tyrone Davis, Sr.	Virginia
WR	Geroy Simon, So.	Maryland
T	Roge Purgason, Sr.	N. Carolina
T	Chris Hennie-Roed, Jr.	N. C. State
G	Steve Keim, Jr.	N. C. State
G	Brian Bravy, Sr.	Ga. Tech
C	Jeroen Egges, Jr.	Duke
TE	Bill Khayat, Jr.	Duke
QB	Scott Milanovich, Jr.	Maryland
RB	Leon Johnson, Jr.	N. Carolina
RB	Tremayne Stephens, Fr.	N. C. State
PK	<b>Nelson Welch, Sr.</b>	<b>Clemson</b>

### Defense-2nd Team

DL	Carl Reeves, Sr.	N. C. State
DL	Ryan Kuehl, Sr.	Virginia
DL	<b>Marvin Cross, Jr.</b>	<b>Clemson</b>
ILB	Billy Granville, So.	Duke
ILB	Jamal Cox, Sr.	Ga. Tech
OLB	Jamie Sharper, So.	Virginia
OLB	<b>Wardell Rouse, Sr.</b>	<b>Clemson</b>
DB	Devin Bush, Jr.	Florida St.
DB	Lethon Flowers, Sr.	Ga. Tech
DB	Richard Goodpasture, Sr.	W. Forest
DB	<b>Brian Dawkins, Jr.</b>	<b>Clemson</b>
P	Will Brice, So.	Virginia

## Top Single Game Performances

### Team

### Total Offense

731	Florida State vs. Maryland
620	Florida State vs. Duke
562	Florida State vs. Wake Forest
560	N.C. State vs. Maryland
552	Duke vs. North Carolina

### Rushing Offense

342	North Carolina vs. Georgia Tech
339	Clemson vs. Wake Forest
335	North Carolina vs. Maryland
332	Florida State vs. Notre Dame
327	N.C. State vs. Maryland

### Passing Offense

466	Florida State vs. Duke
452	Florida State vs. Maryland
421	Florida State vs. Florida
397	Florida State vs. Virginia
395	Duke vs. North Carolina

### Point Scored

59	Florida State vs. Duke
56	Florida State vs. Wake Forest
52	Florida State vs. Maryland
51	Duke vs. Wake Forest
50	North Carolina vs. Wake Forest

### Total Defense

99	by Clemson vs. Furman
111	by Virginia vs. Wake Forest
149	by Florida State vs. Clemson
160	by North Carolina vs. Wake Forest
167	by Virginia vs. Clemson

### Rushing Defense

-42	by Virginia vs. Maryland
-21	by Virginia vs. Wake Forest
-3	by Clemson vs. Furman
5	by Florida State vs. Georgia Tech
11	by Clemson vs. North Carolina

### Passing Defense

39	by Georgia Tech vs. N.C. State
44	by Wake Forest vs. Army
53	by Maryland vs. Clemson
59	by Georgia Tech vs. Wake Forest
63	by Florida State vs. Clemson

## Individual Single Game Bests

### Total Offense

427 by Danny Kanell of FSU vs. Florida  
420 by Spence Fischer of Duke vs. UNC  
411 by Danny Kanell of FSU vs. Maryland  
382 by Danny Kanell, of FSU vs. Duke  
355 by Scott Milanovich of Md vs. NCS

### Passing Yardage

427 by Danny Kanell of FSU vs. Maryland  
421 by Danny Kanell of FSU vs. Florida  
395 by Spence Fischer of Duke vs. UNC  
394 by Danny Kanell of FSU vs. Duke  
351 by Scott Milanovich of MD vs. Virginia

### Rushing Yardage

238 by Robert Baldwin of Duke vs. Maryland  
206 by C.J. Williams of Ga Tech vs. Wake  
189 by Trem. Stephens of NCSU vs. Wake  
174 by Warrick Dunn of FSU vs. Ga Tech  
165 by Rock Preston of FSU vs. Notre Dame

### Receiving yards

207 by Kez McCorvey of FSU vs. Duke  
187 by Adrian Hill of N.C. State vs. Virginia  
174 by Jon Jensen of Duke vs. No. Carolina  
165 by Octavus Barnes of UNC vs. Duke  
153 by Patrick Jeffers of Virginia vs. NCSU

### Receptions

14 by Jon Jensen of Duke vs. No. Carolina  
11 by Kez McCorvey of FSU vs. Virginia  
11 by Allen Williams of Md vs. Syracuse  
11 by Allen Williams of Md vs. N.C. State  
11 by Geroy Simons of Md vs. West Virginia



## **MICHAEL BARBER, ILB**

- Flagstar Defensive Player-of-the-Game vs. South Carolina
- Honorable mention All-ACC by ACSWA
- Hardees/Spartan Foods Player-of-the-Game vs. South Carolina

## **ANDRE CARTER, FS**

- Honorable Mention All-ACC by ACSWA
- Exxon Tiger-of-the-Game at Virginia
- Hardees/Spartan Foods Player-of-the-Game at Virginia
- Clemson's Most Improved Player

## **KENYA CROOKS, WR**

- Exxon Tiger-of-the-Game at Georgia
- Set Clemson freshman record for receptions (21)

## **MARVIN CROSS, DE**

- 2nd Team All-ACC by ACSWA
- Army ROTC Take No Prisoners Award vs. Maryland
- Southern National Student/Athlete-of-the-Week

## **BRIAN DAWKINS, SS**

- 2nd Team All-ACC by ACSWA
- Jefferson Pilot Player-of-the-Game at Florida State
- Jefferson Pilot Player-of-the-Game vs. South Carolina
- Hardees/Spartan Foods Player-of-the-Game at Florida State

## **ANTHONY DOWNS, TB**

- ACC Rookie-of-the-Week vs. Furman
- Hardees Spartan Foods Player-of-the-Game vs. Furman

## **PETER FORD, CB**

- Honorable Mention All-ACC by ACSWA

## **WARREN FORNEY, DE**

- ACC All-Academic Team

## **CHRIS FRANKLIN, OLB**

- Exxon Tiger-of-the-Game vs. N. C. State
- Hardees/Spartan Foods Player-of-the-Game vs. N. C. State

## **ED GLENN, TE**

- 1st Team CFA/Hitachi Academic All-American
- Jim Tatum Award as ACC's top student-athlete, football players
- Southern National Student/Athlete-of-the-Week
- ACC's Jim Weaver Award

## **NEALON GREENE, QB**

- ACC Rookie-of-the-Week at Georgia
- JP/Burger King Player-of-the-Game at Duke
- Exxon Tiger-of-the-Game at Duke and Georgia Tech
- Hardees/Spartan Foods Player-of-the-Game at Duke

## **TIM JONES, ILB**

- Butkus Award Nominee
- 1st Team All-ACC by ACSWA
- 1st Team All-ACC by Football News
- 1st Team All-Carolinas by Charlotte Observer
- ACC Defensive Lineman-of-the-Week at Duke
- ACC Defensive Lineman-of-the-Week at North Carolina
- ABC/Chevrolet Player-of-the-Game at Georgia
- Army ROTC Take No Prisoners Award at Duke
- Hardees/Spartan Foods Player-of-the-Game at Georgia
- Played in Hula Bowl (East co-captain)
- Clemson MVP on defense

## **DEXTER McCLEON, CB**

- Honorable Mention All-ACC by ACSWA
- Exxon Tiger-of-the-Game vs. South Carolina

## **ANDYE McCROREY, OLB**

- Southern National Student/Athlete-of-the-Week

## **LAMONT PEGUES, TB**

- ACC Rookie-of-the-Week at North Carolina
- Exxon Tiger-of-the-Game vs. Georgia Tech
- Army ROTC Take No Prisoners Award vs. Georgia Tech
- Hardees/Spartan Foods Player-of-the-Game vs. Georgia Tech
- Flagstar Offensive Player-of-the-Game vs. South Carolina

## **RAYMOND PRIESTER, FB**

- Honorable Mention All-ACC by ACSWA
- Exxon Tiger-of-the-Game vs. Maryland

## **WARDELL ROUSE, OLB**

- Butkus Award Nominee
- 2nd Team All-ACC by ACSWA
- Exxon Tiger-of-the-Game at Florida State
- Army ROTC Take No Prisoners Award vs. Furman
- Played in the Blue-Gray game
- Sixth round draft choice of Tampa Bay Bucs

## **LOUIS SOLOMON, QB**

- \* Clemson's Offensive MVP
- Set Clemson record for yards rushing by a QB with 159 vs. Wake Forest
- Exxon Tiger-of-the-Game vs. Wake Forest
- Army ROTC Take No Prisoners Award vs. Wake Forest
- Hardees/Spartan Foods Player-of-the-Game vs. Wake Forest
- JP/Exxon Community Spirit Award
- Southern National Student/Athlete-of-the-Week
- Recipient of 1995 Arthur Ashe Award

## **DARNELL STEPHENS, OLB**

- Honorable Mention All-ACC by ACSWA
- ACC Defensive Back-of-the-Week vs. Wake Forest
- Exxon Tiger-of-the-Game at North Carolina
- Army ROTC Take No Prisoners Award at North Carolina
- Played in East-West Shrine Game
- Led ACC Linebackers in Sacks (8)

## **NELSON WELCH, K-P**

- 2nd Team All-ACC K by ACSWA
- 1st Team All-Carolinas K by Charlotte Observer
- Jefferson Pilot Player-of-the-Week at North Carolina
- ACC Specialist-of-the-Week at North Carolina
- Exxon Tiger-of-the-Game at North Carolina
- Hardees/Spartan Foods Player-of-the-Game at North Carolina
- Played in Senior Bowl
- Invited to play in Blue-Gray Game
- Set ACC Career Record for Field Goals (72)
- Set Clemson Record for points (301)
- Tied for 13th in NCAA in Field goals/Game (1.5 per game)

## **ANTWUAN WYATT, WR-TB**

- Jefferson Pilot Player-of-the-Week vs. Maryland
- ACC Offensive Back-of-the-Week vs. Maryland
- Jefferson Pilot Player-of-the-Game vs. Maryland
- Exxon Tiger-of-the-Game vs. Furman
- Exxon Tiger-of-the-Game vs. Maryland
- Hardees/Spartan Foods Player-of-the-Game vs. Maryland

## **WILL YOUNG, OG**

- Honorable Mention All-ACC by ACSWA

## **TEAM**

- 1st in NCAA in Turnover Margin (+1.55)
- 1st in NCAA in Fewest Fumbles Lost (2)
- 14th in NCAA in Rushing Defense (113.5 yds/game)
- 17th in NCAA Scoring Defense (17.1 pts/game)
- Led ACC in Fewest TD's Allowed (20)
- Led ACC in Fewest TD Passes Allowed (9)
- Led ACC in Turnover Margin (+1.55)
- Led ACC in Fewest Turnovers Lost (12)
- Led ACC in Fewest Fumbles Lost (2)
- Led ACC in Total Home Attendance (422,633)
- Had ACC Season Best Game for Fewest Total Yards Allowed (99 by Furman)
- Had ACC Season Best Game for Fewest First Downs Allowed (6 by Furman)
- Had ACC Highest Single Home Game Attendance (85,872 vs. South Carolina)



# **Clemson 27, Furman 6**

At Clemson Memorial Stadium

September 3, 1994

Weather: Cloudy, damp, and cool, 63 degrees

Time: 2:28

Clemson won its home opener for the eighth straight season, and made Coach Tommy West's Death Valley debut a successful one, in defeating the Furman Paladins, 27-6. It was the Tigers 25th consecutive win over the Paladins and 30th in a row over a team from the Southern Conference. Furman was coached by 1973 Clemson grad Bobby Johnson. It was the second time a Clemson grad had ever coached against the Tigers.

The Tigers defense held Furman to minus three yards rushing, the eighth lowest total ever for a Tiger opponent, and 99 yards of total offense. Wardell Rouse and Peter Ford led the Tigers defense. Rouse had seven tackles, three tackles for loss and a caused fumble, while Peter Ford intercepted a pass and added four stops.

On offense, the Tigers were led by three true-freshmen tailbacks and sophomore Antwuan Wyatt. Anthony Downs, who became the first true-freshman tailback to start an opener since Ken Callicutt in 1973, led the rushers with 89 yards on 17 carries. James Jenkins had 59 yards on 11 attempts and Lamont Pegues added 35 yards on eight carries. The trio combined for 185 yards on 37 attempts.

Wyatt put Clemson on top to stay with 11:31 left in the second quarter on a 28-yard touchdown reception from Patrick Sapp, a play that made the score 10-3. He finished the day as the game's leading receiver with 76 yards on five receptions.

The Paladins got on the board early in the first quarter with a 39-yard field goal by Jim Richter that was set up by Barney Lynch's 59-yard kickoff return to open the game. Furman finished the game with 205 yards on five kickoff returns. Tiger opponents would have to wait five more games to amass that total of kickoff return yardage.

Nelson Welch's 43-yard field goal tied the game at three and Welch added a 47-yard field goal with 2:32 left in the half to give Clemson a 13-3 halftime advantage.

Emory Smith scored on two short touchdown runs in the fourth quarter that sandwiched a Richter 37-yard field goal to finish the scoring. Smith finished the day with 59 yards on 10 carries. Sapp led the Tigers through the air with 106 yards on 7 of 12 passing and the touchdown.



Downs rushed for 89 yards and was ACC Rookie-of-the-Week in his first game as a Tiger.

Clemson	3	10	0	14	-27
Furman	3	0	0	3	-6

## **Scoring Summary**

FU-Richter 39 FG 12:52, 1st, 4-5  
 CU-Welch 43 FG 6:21, 1st, 7-15  
 CU-Wyatt 28 pass from Sapp (Welch Kick) 11:31, 2nd, 5-39  
 CU-Welch 47 FG 2:32, 2nd, 11-58  
 CU-Smith 3 run (Welch kick) 14:34, 4th, 13-66  
 FU-Richter 37 FG 10:17, 4th, 8-15  
 CU-Smith 2 run (Welch kick) 5:49, 4th, 10-59  
 Attendance: 63,687

## **Team Statistics**

	CU	FU
First Downs	24	6
Rushing	63-268	21-(-3)
Passing	8-13-0	13-23-1
Passing Yards	109	102
Total Offense	76-377	44-99
Yds/Play	5.0	2.3
Return Yards	6	9
Fumbles	1-0	3-1
Total Turnovers	0	2
Penalties	10-97	2-25
Interceptions	1-0	0-0
Punt Returns	2-10	2-11
Kickoff Returns	3-109	5-205
Punting	4-34.8	6-33.3
3rd Down Conversions	6-13	3-12
Sacks by Defense	3-26	2-11
Time of Possession	37:19	22:41

## **Rushing (Att-Yds-TD)**

Clemson-Downs 17-89, Smith 10-59-2, Jenkins 11-59, Pegues 8-35, Solomon 7-32, Sapp 8-8, Priester 1-2  
 Furman-Lynch 7-15, McClarty 6-10, Culpepper 1-2, Jones 7-(-30)

## **Passing (Com-Att-Yds-I-TD)**

Clemson-Sapp 7-12-106-0-1, Solomon 1-1-3-0-0  
 Furman-Jones 13-20-102-0-0, Bonaventure 0-2-0-0-0, Strappy 0-1-1-0-0

## **Receiving (Rec-Yds-TD)**

Clemson-Wyatt 5-76-1, Downs 2-19, Hinton 1-14  
 Furman-McClarty 3-38, Davis 2-29, Broughton 2-13, Culpepper 2-9, Lynch 2-7, Harrison 1-7, Cole 1-(-1)

## **Interceptions (No-Yds)**

Clemson-P. Ford 1-0

## **Punt Returns (No-Yds)**

Clemson-McCleon 2-10      Furman-Harrison 2-11

## **Kickoff Returns (No-Yds)**

Clemson-Humphrey 2-55, U. Williams 1-54  
 Furman-Tate 2-89, Lynch 1-59, Cole 2-57

## **Clemson Defensive Leaders**

Tackles: Stephens 8, T. Jones 8, Curry 7, Rouse 7  
 Sacks: Rouse 1.5-12, Winslow 1-8, Forney .5-4  
 Tackles for Loss: Rouse 3-15, Stephens 2-6, Winslow 1-8, Curry 1-7, Forney 1-4 Franklin 1-4  
 PBUs: Dawkins, Jones, Barber

Clemson **ACC Player of the Week Selection:** Anthony Downs (Rookie)

<b>AP Poll Aug. 30</b>	9. Penn State	18. North Carolina
1. Florida	10. Wisconsin	19. Texas
2. Nebraska	11. Alabama	20. Ohio State
3. Notre Dame	12. Auburn	21. Virginia Tech
4. Florida State	13. Tennessee	22. Illinois
5. Michigan	14. UCLA	23. Washington
6. Miami	15. Texas A&M	<b>24. Clemson</b>
7. Arizona	16. Oklahoma	25. Stanford
8. Colorado	17. Southern Cal	



At Clemson Memorial Stadium  
September 10, 1993  
Weather: Sunny and 77 degrees  
Time: 2:42


North Carolina State quarterbacks combined for 238 yards passing and three touchdowns to lead the Wolfpack to a 29-12 win over Clemson at Death Valley. It was the Wolfpack's largest margin of victory at Clemson since 1975. North Carolina State had a balanced attack in giving Clemson graduate and Wolfpack head coach Mike O'Cain his first victory against his alma mater. Wolfpack rushers gained 255 yards on 53 attempts and controlled the ball for 36:56.

The Wolfpack jumped to a 16-0 lead behind two Terry Harvey touchdown passes, including a 76-yard bomb to Eddie Goines between two Clemson defenders with 11:33 left in the half. Clemson got on the board with Chris Franklin's 60-yard run with a Wolfpack fumble to close the gap to 16-6. Franklin scored against North Carolina State last year as a fullback. Wolfpack placekicker Steve Videtich kicked a 23-yard field goal with :24 left in the second quarter to make the halftime score 19-6.

In the second half, Videtich booted a 32-yard field goal to stretch North Carolina State's lead to 22-6 and Geoff Bender, who replaced injured starter Terry Harvey, found Goines in the corner of the end zone with 12:18 left to make the margin, 29-6. Goines finished the day with 108 receiving yards, 178 all-purpose yards, and two touchdowns.

Clemson got on the board again with a 13-yard pass from Patrick Sapp to true-freshman wide receiver Kenya Crooks to make the score 29-12. It was Crooks' first reception as a Tiger and first touchdown. Sapp finished the day 19 of 38 for 158 yards and the touchdown. It was Clemson season-highs for completions and attempts in 1994. Antwuan Wyatt and Marcus Hinton led the Tiger receivers with eight and six catches, respectively. The Tigers were held to just 21 yards on the ground, their lowest total at home since 1947.

Marvin Cross and Mike Barber were bright spots for the Tigers on defense. Cross had his best day as a Tiger with nine tackles, while Barber added nine more with a sack and two caused fumbles. Brian Dawkins, Chris Franklin and Mond Wilson added fumble recoveries for the defense.



Sapp had 19 completions, but he could not counteract the play of the Wolfpack's Eddie Goines.

1995 Clemson Football

# N.C. State 29, Clemson 12



Clemson 0	6	0	6	-12
NC State 3	16	3	7	-29

## Scoring Summary

NCS-Videtich 29 FG 10:53, 1st, 8-63  
NCS-Dickerson 2 pass from Harvey (kick failed) 13:40, 2nd, 12-71  
NCS-Goines 76 pass from Harvey (Videtich kick) 11:33, 2nd, 1-76  
CU-Franklin 60 fumble return (pass failed) 6:38, 2nd  
NCS-Videtich 23 FG 0:24, 2nd, 8-62  
NCS-Videtich 32 FG 8:52, 3rd, 11-42  
NCS-Goines 19 pass from Bender (Videtich kick) 12:18, 4th, 8-69  
CU-Crooks 13 pass from Sapp (run failed) 1:25, 4th, 6-47  
Attendance: 67,127

## Team Statistics

	CU	NCS
First Downs	12	20
Rushing	21-21	53-255
Passing	20-39-1	17-22-0
Passing Yards	164	238
Total Offense	60-185	75-493
Yds/Play	3.1	6.6
Return Yards	97	54
Fumbles	0-0	4-3
Total Turnovers	1	3
Penalties	4-26	5-50
Interceptions	0-0	1-5
Punt Returns	3-37	3-49
Kickoff Returns	7-132	1-21
Punting	7-39.5	4-30.3
3rd Down Conversion	4-14	6-15
Sacks by Defense	2-15	3-13
Time of Possession	23:04	36:56

## Rushing (Att-Yds-TD)

Clemson-Downs 7-20, Jenkins 4-10, Smith 3-5, Wyatt 1-(-2), Sapp 4-(-5), Solomon 2-(-7)  
NC State-Fitzgerald 18-91, Brown 13-89, Matier 8-46, Goines 2-21, King 7-18, Bender 3-(-2), Harvey 2-(-8)

## Passing (Com-Att-I-TD)

Clemson-Sapp 19-38-158-1-1, Solomon 1-1-6-0-0  
NC State-Harvey 12-17-167-0-2, Bender 5-5-71-0-1

## Receiving (Rec-Yds-TD)

Clemson-Wyatt 8-50, Hinton 6-62, Smith 2-16, Crooks 1-13-1, Guess 1-9, Jenkins 1-8, Downs 1-6  
NC State-Goines 3-108-2, Fitzgerald 3-23, Dickerson 3-19-1, Baldwin 2-25, Grissett 2-(-2), Hill 1-35, Guffee 1-16, King 1-7, McGeorge 1-7

## Interceptions (No-Yds)

NC State-Walker 1-5

## Punt Returns (No-Yds)

Clemson-Rouse 1-28, McCleon 2-9 NC State-Goines 3-49

## Kickoff Returns (No-Yds)

Clemson-Humphrey 5-91, U. Williams 1-21, Reeves 1-20  
NC State-Matier 1-21

## Clemson Defensive Leaders

Tackles: Cross 9, Barber 9, Rouse 7, Dawkins 7  
Sacks: Barber 1-9, Franklin 1-6  
Tackles for Loss: Barber 1-9, Dawkins 1-6, Franklin 1-6, Wilson 1-3, Rouse 1-1

## AP Poll Sept. 5

- |                  |                    |
|------------------|--------------------|
| 1. Nebraska      | 14. Southern Cal   |
| 2. Florida       | 15. Oklahoma       |
| 3. Notre Dame    | 16. Texas A&M      |
| 4. Florida State | 17. North Carolina |
| 5. Miami         | 18. Ohio State     |
| 6. Michigan      | 19. Tennessee      |
| 7. Colorado      | 20. Texas          |
| 8. Penn State    | 21. Virginia Tech  |
| 9. Arizona       | 22. <b>Clemson</b> |
| 10. Wisconsin    | 23. Georgia        |
| 11. Alabama      | 24. Stanford       |
| 12. Auburn       | 25. Washington     |
| 13. UCLA         |                    |

Terry Harvey's accurate passing leads Pack to victory.



# Virginia 9, Clemson 6

At Scott Stadium

September 17, 1994

Weather: Partly Cloudy and 79 degrees

Time: 3:19

Carlos Garcia's 19-yard field goal with 26 seconds left lifted Virginia to a 9-6 win over Clemson in Charlottesville. It was only the Cavaliers second win ever over the Tigers. Ronde Barber's 35-yard interception return with 2:05 left set up the winning score.

The Tigers defense forced seven Cavalier turnovers, four inside the Clemson 15. It was the most turnovers forced by a Clemson defense since the 1981 Georgia game. Andre Carter was the star as he intercepted two passes and recovered a fumble. Carter's three takeaways tied a Clemson single game record. Brian Dawkins and Peter Ford each added interceptions.


Tim Jones, Chuck Winslow and Marvin Cross all had career highs in tackles for the defense. Jones had 15 stops and Cross added 11 from his tackle position. Winslow, in his first career start, registered 10 tackles and caused two fumbles, both inside the Clemson 10. It was the first time since 1972 that the Tigers held their opposition under 10 points and lost.

Clemson continued to struggle offensively, managing only 167 total yards on 58 plays. Virginia's defense had 15 tackles for loss, three each by Mike Frederick, Ryan Kuehl, and Jamie Sharper. Nelson Welch's two field goals were all the scoring the young offense could muster. Welch had field goals of 35 and 33 yards, pulling him within three of the all-time Clemson career field goal record. Antwuan Wyatt continued to be a bright spot for the offense with three receptions for 46 yards.

Virginia took the lead in the second quarter on a Mike Groh one-yard QB sneak. Groh, who replaced starter Symmion Willis, directed the Cavaliers on a 13-play, 81-yard drive, to take a 6-0 lead. Welch's 35-yard field goal made it 6-3 at the half.

The Tigers pulled even with 6:29 left in the game on a 33-yard FG by Nelson Welch that was set up by a Chris Franklin fumble recovery.

With 3:37 left in the game, Louis Solomon entered the game for starter Patrick Sapp. Starting inside his own 10, Solomon directed the offense to a first down before he faced third-and-9 at his own 14. Solomon attempted to find Marcus Hinton down the right sidelines, but was picked off by Barber. Barber returned it to the Clemson 5-yard line to set up Garcia's kick.



Carter had three of Clemson's seven takeaways, tying a Tiger single-game defensive record.

Clemson	0	3	0	3	-6
Virginia	0	6	0	3	-9

## Scoring Summary

VA-Groh 1 run (run failed) 7:53, 2nd

CU-Welch 35 FG 4:42, 2nd

CU-Welch 33 FG 6:29, 4th

VA-Garcia 19 FG :26, 4th

Attendance: 39,000

## Team Statistics

	CU	UVA
First Downs	7	26
Rushing	34-60	56-190
Passing	7-24-3	18-32-4
Passing Yards	107	229
Total Offense	58-167	88-419
Yds/Play	2.88	4.76
Return Yards	30	35
Fumbles	1-0	4-3
Total Turnovers	3	7
Penalties	6-32	10-69
Interceptions	4-19	3-35
Punt Returns	1-4	2-18
Kickoff Returns	1-39	2-34
Punting	9-38.9	5-40.6
3rd Down Conversion	3-15	8-16
Sacks by Defense	0-0	1-15
Time of Possessions	23:44	36:16

## Rushing (Att-Yds-TD)

Clemson-Sapp 7-22, Downs 19-22, Solomon 4-11, Smith 4-5

Virginia-T. Barber 14-60, Brooks 21-59, Way 9-37, Davis 2-26, Willis 7-6, Groh 2-3-1

## Passing (Com-Att-Yds-I-TD)

Clemson-Sapp 7-23-107-2-0, Solomon 0-1-0-1-0

Virginia-Willis 10-18-129-2-0, Groh 8-14-100-2-0

## Receiving (Rec-Yds-TD)

Clemson-Wyatt 3-46, Wynn 2-13, U. Williams 1-41, Glenn 1-7

Virginia-T. Barber 6-40, Davis 4-95, Jeffers 3-55, Allen 1-19, Byrd 1-12, Derey 1-8, Way 1-5, Wiltsee 1-(-5)

## Interceptions (No-Yds)

Clemson-Carter 2-5, Dawkins 1-14, P. Ford 1-0

Virginia-R. Barber 2-35, Crocker 1-0

## Punt Returns (No-Yds)

Clemson-McCleon 1-4

Virginia-T. Barber 2-18

## Kickoff Returns (No-Yds)

Clemson-Humphrey 1-39

Virginia-R. Barber 2-34

## Clemson Defensive Leaders

Tackles: Jones 15, Cross 11, Winslow 10, Barber 9

Tackles for loss: Franklin 2-8, McCleon 1-5, Rouse 1-2, Cross 1-1

PBUs: Cross 2

## AP Poll Sept. 12

1. Florida	14. Texas A&M
2. Nebraska	15. Tennessee
3. Florida State	16. North Carolina
4. Michigan	17. Texas
5. Miami	18. Virginia Tech
6. Penn State	19. Washington
7. Colorado	20. Southern Cal
8. Notre Dame	21. Oklahoma
9. Arizona	22. Brigham Young
10. Wisconsin	23. Ohio State
11. Auburn	24. Washington State
12. Alabama	25. North Carolina State
13. UCLA	

Clemson's defense had a heroic performance in Cavs three-point win.



At Clemson Memorial Stadium  
October 1, 1994  
Weather: Sunny and 76 degrees  
Time: 2:57

Antwuan Wyatt, Raymond Priester and Louis Solomon led Clemson to a 13-0 victory over Maryland in Death Valley. The trio, all starters at their positions for the first time in '94, combined for 297 rushing yards as the Tigers returned to their traditional option attack.


In his first career start at tailback, Wyatt danced through the Maryland defense for 134 yards on 24 carries. His 20-yard scamper on Clemson's second possession set up Priester's nine-yard touchdown run, the first of his career, that put Clemson up 7-0. Solomon, in his third career start, engineered the Tigers newly discovered ground game and contributed 64 rushing yards of his own and 53 more through the air.

Nelson Welch's 44-yard field goal with 1:45 left in the half gave the Tigers a 10-0 halftime cushion. In the third quarter, Welch added a 29-yard field goal to make the score 13-0. It was Welch's 62nd career field goal, leaving him one field goal short of becoming the ACC's career field goal leader.

There were many defensive standouts for the Tigers in recording its second consecutive shutout of Maryland. It was the first time Clemson shut out an ACC team in back-to-back seasons since 1981 and 1982 versus Virginia. Mike Barber led the way with 12 tackles and Darnell Stephens added seven stops, including his first career sack.

Andre Carter, Dexter McCleon and Peter Ford all intercepted Terrapin passes. Ford's pick in the third quarter, inside his own five, thwarted a Maryland drive that had moved the Terps to the Clemson 10. Carter's interception was his third in two games. Marvin Cross continued his strong play with seven tackles, three for losses and one and a half sacks.

The win was the first ACC victory of the season for the Tigers and the first ACC win of Tommy West's career. Clemson outgained Maryland 347 yards to 229 and controlled the ball for 35:37. The Tigers forced four Maryland turnovers, giving them 11 in the last two games and held the Terps to 21 net yards rushing.



Wyatt rushed for 134 yards in his first career start at tailback.

1995 Clemson Football

# Clemson 13, Maryland 0



Clemson	7	3	3	0	-13
Maryland	0	0	0	0	-0

## Scoring Summary

CU-Priester 9 run (Welch kick) 9:34, 1st, 6-45  
CU-Welch 44 FG 1:45, 2nd, 9-28  
CU-Welch 29 FG 2:31, 3rd, 10-45  
Attendance: 67,819

## Team Statistics

	CU	MD
First Downs	19	16
Rushing	65-294	19-21
Passing	6-10-1	24-41-3
Passing Yards	53	208
Total Offense	75-347	60-229
Yds/Play	4.6	3.8
Return Yards	84	4
Fumbles	1-0	1-1
Total Turnovers	1	4
Penalties	7-54	5-31
Interceptions	3-61	1-0
Punt Returns	2-23	1-4
Kickoff Returns	1-30	2-48
Punting	6-37.0	7-49.0
3rd Down Conversions	7-18	1-12
Sacks by Defense	4-29	1-2
Time of Possession	35:37	24:23

## Rushing (Att-Yds-TD)

Clemson-Wyatt 24-134, Priester 19-88, Solomon 17-64, Jenkins 4-9  
Maryland-A. Williams 9-21, Underwood 2-11, Foley 3-(-2), Milanovich 5-(-9)

## Passing (Com-Att-Yds-I-TD)

Clemson-Solomon 6-10-1-0  
Maryland-Foley 15-27-137-2-0, Milanovich 9-14-71-1-0

## Receiving (Rec-Yds-TD)

Clemson-Wyatt 3-24, Hinton 1-17, Crooks 1-10, Priester 1-2  
Maryland-Simon 6-55, M. Johnson 6-53, W. Williams 5-49, A. Williams 3-22, Weaver 1-12, Ogbogu 1-11, Henry 1-3, Underwood 1-3

## Interceptions (No-Yds)

Clemson-P. Ford 1-41, McCleon 1-20, Carter 1-0  
Maryland-Brown 1-0

## Punt Returns (No-Yds)

Clemson-McCleon 1-20 Maryland-A. Johnson 1-4

## Kickoff Returns (No-Yds)

Clemson-Humphrey 1-30 Maryland-Underwood 1-25, Stewart 1-23

## Clemson Defensive Leaders

Tackles: Barber 12, Rouse 8, Cross 7, Jones 7, Stephens 7  
Sacks: Cross 1.5-12, Rouse .5-5, Simpson .5-3, White .5-3  
Tackles for Loss: Cross 3-16, Rouse 2-7, Stephens 1-8, Simpson 1-3, White 1-3, Curry 1-2, Humphrey 1-2

**Clemson ACC Player of the Week:** Antwuan Wyatt (Offensive Back)

## AP Poll Sept. 26

- |                  |                      |
|------------------|----------------------|
| 1. Florida       | 13. Miami            |
| 2. Nebraska      | 14. Virginia Tech    |
| 3. Florida State | 15. Wisconsin        |
| 4. Penn State    | 16. Texas            |
| 5. Colorado      | 17. Washington State |
| 6. Arizona       | 18. North Carolina   |
| 7. Michigan      | 19. Southern Cal     |
| 8. Notre Dame    | 20. Ohio State       |
| 9. Auburn        | 21. Oklahoma         |
| 10. Texas A&M    | 22. N.C. State       |
| 11. Alabama      | 23. Kansas State     |
| 12. Washington   | 24. Colorado State   |
|                  | 25. Illinois         |

Clemson defense shuts out high scoring Terps for second straight year.



# Georgia 40, Clemson 14

At Sanford Stadium

October 8, 1994

Weather: Cloudy and 68 degrees

Time: 3:12

Heisman Trophy candidate Eric Zeier threw for 328 yards and two touchdowns to lead Georgia to a 40-14 win over Clemson in a ABC regionally televised game. The game marked the Tigers last scheduled visit to play 'between the hedges' in Athens.

Zeier split the Tiger defense for a 21-yard touchdown pass to Brice Hunter in the first quarter and hit Hason Graham on a 16-yard throwback pass in the second quarter. On three other occasions in the first half, Zeier took the Bulldogs on scoring drives that ended in Kanon Parkman field goals to give the Bulldogs a 23-0 halftime advantage.

The Clemson offense struggled in the first half with three turnovers, including the Tigers first lost fumble of the season. The Tigers had 126 yards on the ground in the half, but only eight through the air. The offense finished the afternoon with four turnovers, a season high.

A Hines Ward two-yard touchdown run with 3:30 left in the third quarter made the score 30-0. Clemson freshman quarterback Nealon Greene made his collegiate debut a successful one by directing the Tiger offense on two second-half touchdown drives. Antwuan Wyatt's 6-yard run on an option pitch completed the first one, a 14-play drive that made the score 30-7 with 10:42 left.

Kanon Parkman booted his fourth field goal of the day and Marisa Simpson bulled in from one-yard out to complete the scoring for the Bulldogs. Later, Greene hit freshman wide receiver Kenya Crooks on a six-yard fade route for his second career touchdown pass. Crooks caught five passes on the 13-play, 81-yard drive to end the afternoon with eight receptions for 66 yards, both season highs.

Greene finished the afternoon 13 of 19 with 102 yards and the touchdown. Greene's performance earned him ACC rookie-of-the-week honors and the starting quarterback job for the remainder of the season.

Brett Williams was a bright spot for the Clemson defense as the Georgia native had three tackles for loss, a career high. Mike Barber led the defense in total tackles with nine, while Dexter McCleon finished with a career best eight stops.

Clemson	0	0	0	14	-14
Georgia	10	13	7	10	-40

## Scoring Summary

UGA-Parkman 35 FG 13:32, 1st, 6-48  
 UGA-Hunter 21 pass from Zeier (Parkman kick) 5:43, 1st, 4-78  
 UGA-Parkman 34 FG 14:10, 2nd, 10-75  
 UGA-Graham 16 pass from Zeier (Parkman kick) 12:00, 2nd, 4-27  
 UGA-Parkman 29 FG 7:01, 2nd, 4-2  
 UGA-Ward 2 run (Parkman kick) 3:30, 3rd, 10-70  
 CU-Wyatt 6 run (Welch kick) 10:42, 4th, 14-48  
 UGA-Parkman 35 FG 8:29, 4th, 7-46  
 UGA-Simpson 1 run (Parkman kick) 4:37, 4th, 6-59  
 CU-Crooks 6 pass from Greene (Welch kick) :19, 4th, 13-81  
 Attendance: 86,117

## Team Statistics

	CU	UGA
First Downs	17	20
Rushing	55-151	26-155
Passing	14-24-2	24-41-0
Passing Yards	101	328
Total Offense	79-252	67-483
Yds/Play	3.2	7.2
Return Yards	0	59
Fumbles	4-1	2-2
Total Turnovers	3	2
Penalties	5-23	7-38
Interceptions	0-0	2-10
Punt Returns	1-0	5-49
Kickoff Returns	9-133	3-75
Punting	8-39.5	3-42.0
3rd Down Conversion	6-19	2-10
Sacks by defense	1-10	1-7
Time of Possession	36:14	23:46

## Rushing (Att-Yds-TD)

Clemson-Wyatt 25-65-1, Priester 9-29, Greene 8-21, Pegues 4-19, Solomon 6-17, Jenkins 2-6, U. Williams 1-(-5)  
 Georgia-Montgomery 3-50, Simpson 3-43, T. Davis 6-26, Ward 7-15, Zeier 4-14, Calloway 2-7, Willis 1-0

## Passing (Com-Att-Yds-Int-TD)

Clemson-Greene 13-19-102-0-1, Solomon 1-5-(-1)-2-0  
 Georgia-Zeier 24-40-328-0-2, Bobo 0-1-0-0-0

## Receiving (Rec-Yds-TD)

Clemson-Crooks 8-66-1, Wyatt 3-23, Horne 2-16, Pegues 1-(-4)  
 Georgia-Hunter 7-99-1, Thomas 5-66, Graham 4-53-1, Daniels 3-45, Jerman 3-26, Davis 1-20, Warner 1-19

## Interceptions (No-Yds)

Georgia-Edwards 1-8, C. Johnson 1-2

## Punt Returns (No-Yds)

Clemson-McCleon 1-0  
 Georgia-McCranie 4-34, Thomas 1-15

## Kickoff Returns (No-Yds)

Clemson-U. Williams 4-72, Humphrey 4-58, Hinton 1-3  
 Georgia-Hunter 2-64, Jerman 1-11

## Clemson Defensive Leaders

Tackles: Barber 9, McCleon 8, Jones 7, Simpson 7  
 Sacks: Curry .5-5, B. Williams .5-5  
 Tackles for Loss: B. Williams 3-8, Curry 1-5, Cross 1-1  
 PBUs: Jones 2, Humphrey 2

## Clemson ACC Players of the Week: Nealon Greene (Rookie)

AP Poll Oct. 3		
1. Florida	10. Texas A&M	19. Kansas State
2. Nebraska	11. Alabama	20. Virginia Tech
3. Florida State	12. Washington	21. Syracuse
4. Penn State	13. Miami	22. Washington St.
5. Colorado	14. North Carolina	23. Colorado St.
6. Arizona	15. Texas	24. Wisconsin
7. Michigan	16. Oklahoma	25. Utah
8. Notre Dame	17. Ohio State	
9. Auburn	18. N.C. State	



Two coaches who faced each other as college players, met on the sidelines in Athens.



# Duke 19, Clemson 13

At Wallace Wade Stadium

October 15, 1994

Weather: Sunny, windy and 60 degrees

Time: 3:20

Ray Farmer's block of a Nelson Welch punt late in the fourth quarter propelled the 25th-ranked Blue Devils to a hard fought 19-13 victory at Wallace Wade Stadium. It was Duke's first victory over Clemson since 1989 and only its third since 1975.

The loss dropped the Tigers to 2-4 and spoiled the first career start of Nealon Greene. Greene directed the Clemson offense to no turnovers in 77 plays which controlled the clock for 34:16. He finished with Clemson season-highs of 172 yards passing and 204 yards of total offense.

Spence Fischer and Bill Khayat were the stars of the Duke offense. The duo connected on 10 passes, including a 17-yarder that put the Devils in front 7-0 on their first possession.

Raymond Priester knotted the score 7-7 on a 23-yard scamper through the middle of the Duke defense with 2:30 left in the half. Priester led the Tigers in rushing with 62 yards on 13 carries. Duke countered on its next possession by driving into Tiger territory and getting a 39-yard field goal from Tom Cochran with :24 left in the half.

In the second half, Clemson gained the momentum after Lamarick Simpson recovered a Robert Baldwin fumble on Duke's first possession at the Clemson 15. The Tiger offense responded with a 10-play drive that ended on a Nelson Welch 47-yard field goal. Welch became the ACC's career field goal leader with the boot, his 61st in regular season play and 63rd overall.

Clemson took a 13-10 lead later in third quarter with Welch's 25-yard field goal. With 5:27 left in the game, Cochran tied the score with a 30-yarder of his own. After Duke kicked off, Clemson was stopped in three plays and Farmer came through to block Welch's punt. Clemson nearly pulled off a great comeback but the Tigers drive was stopped after reaching the Duke 31.

Tim Jones had a spectacular day for the Tiger defense. The senior was credited with 20 tackles, the most by a Clemson player since 1985, in only 57 plays. Mike Barber added an equally impressive 14 stops.



Clemson's defense allowed just one offensive touchdown at Duke.

1995 Clemson Football

Clemson	0	7	6	0	-13
Duke	7	3	0	9	-19

## Scoring Summary

D-Khayat 17 pass from Fischer 11:33, 1st, 4-50  
 CU-Priester 23 run, 2:30, 2nd, 6-60  
 D-Cochran 39 FG, 0:24, 2nd, 11-47  
 CU-Welch 47 FG, 6:22, 3rd, 10-49  
 CU-Welch 25 FG, 0:57, 3rd, 9-66  
 D-Cochran 30 FG, 5:27, 4th, 9-48  
 D-Farmer block punt recovery in end zone, 1:18, 4th  
 Attendance: 29,432

## Team Statistics

	CU	DU
First Downs	20	17
Rushing	47-127	26-60
Passing	16-30-0	25-39-0
Passing Yards	172	240
Total Offense	77-299	65-300
Yds/Play	3.8	4.6
Return Yards	13	37
Fumbles	1-0	2-1
Total Turnovers	0	1
Penalties	7-35	7-55
Interceptions	0-0	0-0
Punt Returns	2-13	4-37
Kickoff Returns	2-27	2-39
Punting	7-34.4	6-39.0
3rd Down Conversions	6-19	3-13
Sacks by Defense	1-5	5-31
Time of Possession	34:16	25:44

## Rushing (Att-Yds-TD)

Clemson-Priester 13-62, Greene 15-32, Wyatt 15-30, Smith 3-9, Hinton 1-(-6)  
 Duke-Baldwin 17-63, White 1-6, Fischer 8-(-9)

## Passing (Com-Att-Yds-I-TD)

Clemson-Greene 16-30-172-0-0  
 Duke-Fischer 25-39-240-0-1

## Receiving (Rec-Yds-TD)

Clemson-Wyatt 6-50, Crooks 4-23, Hinton 2-37, Wynn 1-35, Horne 1-12, Priester 1-9, Glenn 1-6

Duke-Khayat 10-119, Baldwin 7-27, Thomas 3-36, Farquhar 2-34, Redmon 1-12, Jenson 1-7, Lowman 1-5

## Interceptions (No-Yds)

none

## Punt Returns (No-Yds)

Clemson-McCleon 2-13 Duke-Geis 3-17, Farmer 1-20

## Kickoff Returns (No-Yds)

Clemson-Humphrey 1-21, U. Williams 1-6  
 Duke-Geis 1-25, London 1-14

## Clemson Defensive Leaders

Tackles: Jones 20, Barber 14, Dawkins 9, Stephens 8  
 Sacks: Curry 1-5  
 Tackles for Loss: Stephens 2-2, Curry 1-5, Cross 1-2, Forney 1-1, Jones 1-1

ACC Player of the Week Selection: Tim Jones (Defensive Lineman)

## AP Poll Oct. 10

1. Florida	10. Alabama	19. Virginia Tech
2. Nebraska	11. Florida State	20. Washington St.
3. Penn State	12. Texas	21. Utah
4. Colorado	13. Colorado St.	22. Oklahoma
5. Michigan	14. Arizona	23. Wisconsin
6. Auburn	15. North Carolina	24. Boston College
7. Texas A&M	16. Kansas State	25. Duke
8. Miami	17. Notre Dame	
9. Washington	18. Syracuse	

ACC Defensive Player-of-the-Year Ray Farmer provides game-winning play for the Blue Devils.



# Florida State 17, Clemson 0

At Doak Campbell Stadium

October 22, 1994

Weather: Cloudy and 81 degrees

Time: 3:06

Tenth-ranked Florida State shut out Clemson 17-0 in a regionally-televised ACC game. It was the second consecutive year the Seminoles had shut out the Tigers in Tallahassee and it gave the Tigers their third consecutive defeat.

Clemson started seven freshmen on offense, the most to start a game on offense since 1943. Freshman starting quarterback Nealon Greene was knocked out of the game in the second quarter with a shoulder injury as the Tigers managed only 75 first half yards. Tailback Antwuan Wyatt also missed the majority of the game with a shoulder injury.

Florida State got on the board with 13:27 left in the second quarter on a Warrick Dunn five-yard run to make it 7-0. Dunn added a second score with 8:45 left in the half to give the Seminoles a 14-0 halftime lead.

The Clemson defense held the Seminoles to a lone Dan Mowrey 22-yard field goal in the second-half. It was only the second time since 1986 Florida State had been held to under 20 points at home and for the first time since 1992, they failed to throw a touchdown pass.

The Tiger offense got into Seminole territory three times in the second half but could not manage a score. Nelson Welch's 38-yard field goal was partially blocked with 14:45 left in the fourth quarter and the Tiger offense, under the control of Luis Solomon and Patrick Sapp, could never seriously threaten the Seminoles 17-0 lead.

The Clemson defense was led by junior safety Brian Dawkins, who recorded a career-high 15 tackles, the fourth best total ever by a Tiger defensive back. The Tigers forced two Seminole turnovers in the second half, one on a leaping interception by Andre Humphrey. Senior linebackers Wardell Rouse, Tim Jones, and Darnell Stephens added nine, eight, and eight tackles respectively. Rouse and Stephens also combined for 12 QB pressures.



Dawkins had 15 tackles to lead outstanding effort by Clemson defense.

Clemson	0	0	0	0	-0
Florida State	0	14	3	0	-17

## Scoring Summary

FSU-Dunn 5 run (Bentley kick) 13:27, 2nd, 7-70

FSU-Dunn 4 run (Bentley kick) 8:45, 2nd, 10-66

FSU-Mowrey 22 FG 5:39, 3rd, 9-69

Attendance: 75,902

## Team Statistics

	CU	FSU
First Downs	9	21
Rushing	42-86	39-194
Passing	5-22-0	20-37-1
Passing Yards	63	199
Total Offense	64-149	76-393
Yds/Play	2.32	5.17
Return Yards	78	-6
Fumbles	2-0	2-1
Total Turnovers	0	2
Penalties	5-36	6-58
Interceptions	1-0	0-0
Punt Returns	1-(-6)	6-78
Kickoff Returns	4-65	1-15
Punting	10-38.6	5-36.6
3rd Down Conversion	3-18	6-18
Sacks by Defense	2-9	4-31
Time of Possession	29:25	30:35

## Rushing (Att-Yds-TD)

Clemson-Priester 5-26, Peques 7-13, Downs 8-30, Smith 7-22, Wyatt 1-1, Greene 3-(-4), Solomon 5-16, Sapp 6-(-18)

FSU-Dunn 17-133, Preston 10-43, Crockett 4-2, Kanell 3-(-6), Ellison 1-16, McCrorey 1-5, Andrews 1-1, Stark 1-(-2), McMillon 1-2

## Passing (Com-Att-Yds-Int-TD)

Clemson-Greene 2-9-13-0-0, Solomon 2-7-22-0-0, Sapp 1-6-28-0-0

FSU-Kanell 17-32-181-1-0, Stark 3-5-18-0-0

## Receiving (Rec-Yds-TD)

Clemson-Crooks 2-35, Guess 2-22, Hinton 1-6

FSU-Glenn 2-13, Dunn 3-8, Cooper 2-29, McCrorey 3-42, Preston 1-8, Messam 2-17, Ellison 4-68, McMillon 3-14

## Interceptions (No-Yds)

Clemson-Humphrey 1-0

## Punt Returns (No-Yds)

Clemson-McCleon 1-(-6)

FSU-Colzie 6-78

## Kickoff Returns (No-Yds)

Clemson-U. Williams 2-35, Humphrey 1-23, Reeves 1-7

FSU-Riley 1-15

## Clemson Defensive Leaders

Tackles: Dawkins 15, Rouse 9, Jones 8, Stephens 8

Sacks: Forney 1-7, Curry 1-2

Tackles for Loss: Curry 2-3, Forney 1-7, Stephens 1-5, Rouse 1-2

## AP Poll Oct. 17

1. Penn State	14. Arizona
2. Colorado	15. North Carolina
3. Nebraska	16. Syracuse
4. Auburn	17. Virginia Tech
5. Florida	18. Utah
6. Texas A&M	19. Kansas State
7. Miami	20. Duke
8. Alabama	21. Brigham Young
9. Washington	22. Boston College
10. Florida State	23. Washington State
11. Michigan	24. Ohio State
12. Colorado State	25. Virginia
13. Texas	

Clemson's defense holds Seminoles to season-low point total, no second-half touchdowns.



At Clemson Memorial Stadium  
 October 29, 1994  
 Weather: Overcast and 57 degrees  
 Time: 2:28

# Clemson 24, Wake Forest 8

Clemson	3	14	7	0	-24
Wake Forest	0	0	0	8	-8

## Scoring Summary

CU-Welch 32 FG 6:43, 1st, 11-58  
 CU-Smith 3 run (Welch kick) 12:03, 2nd, 7-51  
 CU-Horne 6 pass from Solomon (Welch kick) 3:31, 2nd, 11-78  
 CU-Solomon 3 run (Welch kick) 3:57, 3rd, 11-65  
 WF-Kuklick 44 run (Braswell pass from Kuklick) 4:08, 4th, 1-44  
 Attendance: 66,998

## Team Statistics

	CU	WF
First Downs	21	10
Rushing	61-339	25-59
Passing	9-17-1	17-29-2
Passing Yards	74	176
Total Offense	413	235
Yds/Play	5.3	4.4
Return Yards	0	39
Fumbles	0-0	0-0
Total Turnovers	1	2
Penalties	9-65	3-25
Interceptions	2-0	1-25
Punt Returns	0-0	2-14
Kickoff Returns	2-28	3-60
Punting	6-40.8	7-40.8
3rd Down Conversion	10-18	4-12
Sacks by Defense	5-27	2-10
Time of Possession	35:26	24:34

## Rushing (Att-Yds-TD)

Clemson-Solomon 17-159-1, Priester 8-28, Wyatt 8-21, Pegues 9-55,  
 Downs 5-39, Smith 9-28-1, Jenkins 4-11  
 Wake Forest-Williams 16-45, Kuklick 2-40-1, Snead 1-2, Gresham 1-  
 1, Braswell 1-(-7), LaRue 4-(-22)

## Passing (Com-Att-Yds-I-TD)

Clemson-Solomon 4-8-29-1-1, Sapp 5-9-45-0-0  
 Wake Forest-LaRue 9-12-67-0-0, Kuklick 8-17-109-2-0

## Receiving (Rec-Yds-TD)

Clemson-Horne 2-17-1, Crooks 1-19, Wyatt 1-10, U. Williams 1-8,  
 Hinton 1-7, Guess 1-6, Priester 1-5, Smith 1-2  
 Wake Forest-Dolder 4-55, Ballou 3-56, Braswell 3-16, Davis 2-28,  
 McNeel 2-21, Gresham 1-1, Williams 1-0, Perry 1-(-1)

## Interceptions (No-Yds)

Clemson-McCleon 1-0, Watson 1-0 Wake Forest-Solomon 1-25

## Punt Returns (No-Yds)

Clemson-none  
 Wake Forest-Goodpasture 2-14

## Kickoff Returns (No-Yds)

Clemson-Humphrey 2-28  
 Wake Forest-Morehead 3-60

## Clemson Defensive Leaders

Tackles: Stephens 9, Barber 8, Jones 7, Dawkins 6  
 Sacks: Stephens 2-7, Barber 1-9, Rouse 1-4, Jones .5-2, B. Williams  
 .5-2  
 Tackles for Loss: Barber 2-11, Stephens 2-7, B. Williams 2-4, Curry  
 1-7, Jones 1-5, Rouse 1-4, Dawkins 1-2

**Clemson ACC Player of the Week Selection:** Darnell Stephens  
 (Defensive Back)

## AP Poll Oct. 24

1. Penn State	11. Arizona	21. Ohio State
2. Colorado	12. Utah	22. Washington State
3. Nebraska	13. Virginia Tech	23. Kansas State
4. Auburn	14. Syracuse	24. North Carolina
5. Florida	15. Washington	25. Southern Cal
6. Miami	16. Duke	
7. Texas A&M	17. Colorado State	
8. Alabama	18. Virginia	
9. Florida State	19. Texas	
10. Michigan	20. BYU	



Solomon rushed for 159 yards, a single game record for a Tiger quarterback.

1995 Clemson Football

Tigers gain season best 413 yards against Demon Deacons.





# Clemson 28, North Carolina 17

At Kenan Stadium

November 5, 1994

Weather: Partly Cloudy and 74 degrees

Time: 2:45

Clemson played its best game of the season as the Tigers beat 12th-ranked (USA Today) North Carolina 28-17 in Chapel Hill. It marked the ninth consecutive season Clemson has defeated a Top 20 team and gave Tommy West his first ACC road win. The Tigers also avoided going winless on the road for the first time since 1926.

The Clemson defense led the way by holding the vaunted Tar Heel rushing attack to a paltry 11 net yards, -16 in the second half. It was the 12th fewest rushing yards allowed by a Clemson defense and the fourth best rushing defense by the Tigers in an ACC game. It was North Carolina's fewest rushing yards since they had -6 against the Tigers in 1989.

Clemson's heralded linebacker quartet combined for 33 tackles, including six tackles for loss and four sacks. Tim Jones topped the team with 10 tackles, while Mike Barber pitched in with nine. Darnell Stephens had eight tackles, three tackles for loss, and a pass broken up. Wardell Rouse contributed six stops and had a 10-yard sack.

Clemson's true freshmen backfield of Nealon Greene, Lamont Pagues and Raymond Priester led the Clemson offense to its highest scoring output of the season, that included seven scoring drives and no turnovers. It was the third time in the last four games in which the offense had not lost a turnover and Clemson left Chapel Hill having lost only one fumble the entire season, tops in the nation. The offense controlled the clock for over 34 minutes.

Clemson scored a touchdown on its first possession on a one-yard touchdown plunge by Pegues. The score was set up by a Dexter McCleon interception of a Jason Stanicek pass at the Clemson 45, and a 42-yard bomb from Greene to Marcus Hinton that put the Tigers on the one.

Nelson Welch booted a pair of field goals during a five-minute span to give Clemson a 13-0 advantage with 13:40 left in the half. Pignetti's 26-yard field goal made the score 13-3 before Tar Heel backup quarterback Mike Thomas hit Marcus Wall with an 11-yard TD just before the half to make it 13-10. Thomas had entered the game to replace Stanicek after he was knocked out of the game with an injury.

In the third quarter, Nelson Welch connected on a 47-yard FG after a Tar Heel fumble and Lamont Pagues slashed in from 16 yards out to give Clemson a 22-10 lead with 7:30 left in the quarter. North Carolina cut the Clemson lead to 22-17 on the first play of the fourth quarter, but Nelson Welch added his fourth and fifth field goals of the day to seal the Clemson victory. The last score was set up by an unlikely interception by defensive tackle Marvin Cross.

Welch tied his own Clemson record with the five field goals and became Clemson's all-time leading scorer with 292 points, four more than Obed Ariri. Welch's great performance was enhanced by the snapping of Elmer Bench and holding of Matt Bulman, who was playing that position for the first time in his career.

Clemson	10	3	9	6	-28
North Carolina	0	10	0	7	-17

## Scoring Summary

CU-Pegues 1 run (Welch kick) 9:54, 1st, 6-55  
 CU-Welch 34 FG 3:36, 1st, 6-1  
 CU-Welch 37 FG 13:40, 2nd, 7-32  
 NC-Pignetti 26 FG 4:32, 2nd, 11-45  
 NC-Wall 11 pass from M. Thomas (Pignetti kick) 1:01, 2nd, 8-62  
 CU-Welch 47 FG 9:47, 3rd, 4-0  
 CU-Pegues 16 run (pass failed) 7:30, 3rd, 5-39  
 NC-Barnes 29 pass from M. Thomas (Pignetti kick) 14:55, 4th, 2-47  
 CU-Welch 34 FG 10:23, 4th, 10-37  
 CU-Welch 20 FG 1:36, 4th, 11-45  
 Attendance: 50,000

## Team Statistics

	CU	UNC
First Downs	15	17
Rushing	59-162	30-11
Passing	9-12-0	18-35-2
Passing Yards	104	247
Total Offense	266	258
Yds/Play	3.75	3.97
Return Yards	19	36
Fumbles	4-0	1-1
Total Turnovers	0	3
Penalties	5-45	5-51
Interceptions	2-4	0-0
Punt Returns	1-15	4-36
Kickoff Returns	4-55	8-184
Punting	6-37.8	6-31.3
3rd Down Conversion	5-16	2-12
Sacks by Defense	5-25	0-0
Time of Possession	34:09	25:51

## Rushing (Att-Yds-TD)

Clemson-Pegues 20-72-2, Priester 20-63, Downs 7-16, Smith 4-7, Greene 8-4

UNC- L. Johnson 9-26, Henderson 3-13, C. Johnson 3-9, Watson 2-9, Stanicek 8-(-8), Thomas 4-(-27), Team 1-(-11)

## Passing (Com-Att-Yds-I-TD)

Clemson-Greene 9-12-104-0-0

UNC- Stanicek 7-11-70-1-0, Thomas 11-24-177-1-2

## Receiving (Rec-Yds-TD)

Clemson-Hinton 3-66, Pegues 3-17, Crooks 2-15, Guess 1-6

UNC- Barnes 5-97, DeLong 4-54, Wall 4-53, L. Johnson 3-37, Ashford 1-12, C. Johnson 1-(-6)

## Interceptions (No-Yds)

Clemson-McCleon 1-7, Cross 1-(-3)

## Punt Returns (No-Yds)

Clemson-McCleon 1-15

UNC-Barnes 2-18, L. Johnson 2-18

## Kickoff Returns (No-Yds)

Clemson- U. Williams 2-20, Humphrey 1-27, Reeves 1-8

UNC- Wall 8-184

## Clemson Defensive Leaders

Tackles: Jones 10, Barber 9, Stephens 8, Rouse 6

Sacks: Stephens 2-17, Rouse 1-10, B. Williams 1-7, Barber 1-1

Tackles for Loss: Stephens 3-23, B. Williams 2-9, Rouse 1-10, Usher 1-3, Barber 1-1

**Clemson ACC Player of the Week Selections:** Tim Jones (Defensive Lineman), Lamont Pegues (Rookie), Nelson Welch (Specialist)

## AP Poll Oct. 31

1. Nebraska	11. Texas A & M	21. Oregon
2. Penn State	12. Washington	22. So. Cal.
3. Auburn	13. Virginia	23. Duke
4. Florida	14. Colorado St.	24. Mississippi
5. Miami (FL)	15. Kansas St.	25. BYU
6. Alabama	16. Washington St.	
7. Colorado	17. Virginia Tech	
8. Florida State	18. Arizona	
9. Utah	19. No. Carolina	
10. Syracuse	20. Michigan	



Greene completed 9-12 passes to lead all an freshman Clemson backfield.



At Clemson Memorial Stadium  
November 12, 1994  
Weather: Sunny and 61 degrees  
Time: 3:08

# Clemson 20, Georgia Tech 10

Clemson	3	7	3	7	-20
Georgia Tech	0	10	0	0	-10

True-freshmen Lamont Pagues and Nealon Greene accounted for 328 of Clemson's 364 total yards, and the Clemson rushing defense overcame a sluggish start, to carry the Tigers to a workmanlike 20-10 victory over Georgia Tech. Greene rushed for 111 yards and two scores in his first career start in Death Valley, and Pegues contributed 136 yards on a Clemson season-high 28 carries.

Clemson's third consecutive win featured its vaunted orange pants for the first and only time in 1994, and raised the Tigers record to 5-5. The late afternoon game, which ended under the lights, represented a disappointing beginning for new Tech head coach George O'Leary, who was promoted earlier in the week after the resignation of Bill Lewis.

Clemson capped a 12-play drive on its first possession with a Nelson Welch 25-yard field goal. The drive was the first of four Tiger scoring marches of 10 plays or more on the day.

With the score still 3-0 early in the second quarter, Tech tailback C.J. Williams strutted untouched around left end for a 32-yard touchdown and a 7-3 Jacket advantage. Later in the quarter, Clemson assembled a 84-yard, 16-play drive, that culminated when Greene stepped in from a yard out after turning the wrong way on a planned fullback dive. Tech came right back to tie the score at 10-10 on Leone's 42-yard field goal with 37 seconds left in the half.

The Clemson defense revived to hold the Jackets scoreless in the second half, while the offense matched its first half output. Tiger safety Brian Dawkins spoiled Tech's first drive of the third quarter by blocking Chris Leone's 45-yard field goal attempt. On the last play of the quarter, Nelson Welch kicked the 72nd and final field goal of his career, a 27-yarder that gave Clemson a 13-10 lead.

On its next possession, Clemson put together one of its best drives of the season to seal the victory. Backed up to their 11-yard line after a penalty, the Tigers ran 14 plays, all on the ground, that ended with Greene diving in from three yards out with 5:43 left. Welch's PAT extended his Clemson career scoring record to 300 points.

The win was Clemson's sixth in a row in orange pants, and raised its all-time mark to 28-6 in the lucky britches.

Andre Carter turned in one of the best performances by a Tiger defensive back all year, registering 10 tackles and an interception, the only turnover in the game. Inside linebackers Tim Jones and Mike Barber were their usual stingy selves, with 12 and 11 hits, respectively.



Pegues ran over Georgia Tech for 136 yards.

## Scoring Summary

CU-Welch 25 FG 8:33, 1st, 12-58  
GT-Williams 32 run 14:41, 2nd, 6-61  
CU-Greene 1 run (Welch kick) 3:48, 2nd, 16-84  
GT-Leone 40 FG 0:37, 2nd, 11-43  
CU-Welch 27 FG, 0:00, 3rd, 11-74  
CU-Greene 3 run (Welch kick) 6:49, 4th, 15-79  
Attendance: 66,828

## Team Statistics

	CU	GT
First Downs	22	17
Rushing	63-283	34-120
Passing	7-14-0	20-31-1
Passing Yards	81	197
Total Offense	364	317
Yds/Play	4.7	4.9
Return Yards	7	17
Fumbles	0-0	0-0
Total Turnovers	0	1
Penalties	7-50	9-40
Interceptions	1-0	0-0
Punt Returns	3-7	3-17
Kickoff Returns	2-85	5-92
Punting	5-36.8	4-48.3
3rd Down Conversions	8-17	7-15
Sacks by Defense	1-13	2-8
Time of Possession	33:35	26:25

## Rushing (Att-Yds-TD)

Clemson-Pegues 28-136, Greene 19-111, Priester 10-30, Smith 4-10  
Ga. Tech-Williams 25-117, Smith 3-12, Davis 2-6, Luginbill 3-(-13)

## Passing (Com-Att-Yds-I-TD)

Clemson-Greene 7-13-81-0-0, Wyatt 0-1-0-0-0  
Ga. Tech-Luginbill 19-30-197-1-0, Davis 1-1-7-0-0

## Receiving (Rec-Yds-TD)

Clemson-Hinton 2-49, Horne 2-11, Wynn 1-15, Guess 1-8, Priester 1-(-2)  
Ga. Tech-Williams 5-30, Bender 4-46, Simmons 3-51, Vance 3-34, Zachery 3-14, Davis 1-9, Papushak 1-7

## Interceptions (No-Yds)

Clemson-Carter 1-0

## Punt Returns (No-Yds)

Clemson-Humphrey 2-4, McCleon 1-3  
Ga. Tech-Perryman 3-17

## Kickoff Returns (No-Yds)

Clemson-Humphrey 2-85  
Ga. Tech-Cassidy 4-75, Perryman 1-17

## Clemson Defensive Leaders

Tackles: Jones 12, Barber 11, Carter 10, Stephens 7  
Sacks: Rouse 1-13  
Tackles for Loss: Rouse 2-18, White 1-5, Curry 1-1, Jones 1-1  
PBUs: Cross 2

## AP Poll Nov. 7

1. Nebraska	13. Arizona
2. Penn State	14. Syracuse
3. Auburn	15. Oregon
4. Florida	16. Virginia Tech
5. Miami	17. Sothern Cal
6. Alabama	18. Duke
7. Colorado	19. Michigan
8. Florida State	20. Miss. State
9. Texas A&M	21. Virginia
10. Colorado St.	22. Washington
11. Kansas St.	23. BYU
12. Utah	24. Wash. State
	25. Boston College





# South Carolina 33, Clemson 7

At Clemson Memorial Stadium

November 19, 1994

Weather: Sunny and 72 degrees

Time: 3:08

A throwback pass on the opening kickoff of the second half that resulted in a 94-yard gain boosted South Carolina to a 33-7 victory over Clemson in front of a crowd of 85,872, the largest to ever watch a game in the Carolinas.

After a scoreless first quarter, Corey Bell intercepted a Nealon Greene pass and returned it to the Clemson 16. It was the first interception thrown by Greene after 89 collegiate attempts. Three plays later, Steve Taneyhill connected with Toby Cates on an 18-yard touchdown pass to give the Gamecocks a 7-0 lead. Clemson quickly responded by marching 78 yards in seven plays that culminated in a Raymond Priester 15-yard scamper with 3:16 left in the half.

The Gamecocks did not go to the locker room quietly. Stanley Pritchett bulled in the end zone on a 14-yard TD run 1:45 later to give South Carolina a 14-7 halftime advantage.

On the second-half kickoff, Brandon Bennett returned the ball to the 11, before throwing a lateral across the field to Reggie Richardson who took it the next 85. Bennett scored from six yards out on the next play and that seemed to take the life out of the Tigers and the overflow crowd. Starting quarterback Nealon Greene suffered a shoulder separation in the first half and did not return.

Brian Dawkins intercepted a Taneyhill pass on South Carolina's next possession but the Tigers had to punt after a brief march into Gamecock territory. Carolina proceeded to march 73 yards in 13 plays that ended in a Reid Morton 24-yard FG. Clemson fumbled the ensuing kickoff and Morton followed four plays later with his third FG to make it 27-7.

The Gamecocks added a touchdown with :57 left on a 27-yard interception return by Benji Young. It was the Tigers third turnover of the game after only losing nine in its first ten games.

Mike Barber paced the Clemson defense with a career-high 18 tackles in his last game as a Tiger. It boosted his season total to 103. Tim Jones finished with 12 tackles. It was Jones sixth double figure tackle game of the season as he finished his career with 338 tackles, fifth most in Tiger history.

Andre Humphrey had two kickoff returns for 43 yards to become the all-time Clemson leader in kickoff return yardage with 1373.

Clemson	0	7	0	0	-7
South Carolina	0	14	13	6	-33

## Scoring Summary

SC-Cates 18 pass from Taneyhill (Morton Kick) 6:00, 2nd, 3-16  
 CU-Priester 15 run (Welch kick) 3:16, 2nd, 7-78  
 SC-Pritchett 14 run (Morton kick) 1:31, 2nd, 5-61  
 SC-Bennett 6 run (Morton kick) 14:40, 3rd, 1-6  
 SC-Morton 24 FG 4:35, 3rd, 13-73  
 SC-Morton 33 FG 2:59, 3rd, 4-9  
 SC-Young 27 interception return (kick blocked) 0:57, 4th  
 Attendance: 85,872

## Team Statistics

	CU	SC
First Downs	10	24
Rushing	34-122	50-186
Passing	5-20-2	14-26-2
Passing Yards	55	226
Total Offense	177	412
Yds/Play	3.3	5.4
Return Yards	19	57
Fumbles	3-1	4-0
Total Turnovers	3	2
Penalties	11-89	13-123
Interceptions	2-19	2-45
Punt Returns	0-0	4-7
Kickoff Returns	5-83	3-134
Punting	9-43.7	5-36.4
3rd Down Conversions	4-14	6-15
Sacks by Defense	4-36	3-11
Time of Possession	21:59	38:01

## Rushing (Att-Yds-TD)

Clemson-Pegues 16-60, Solomon 9-28, Priester 2-15, Greene 5-9, Wyatt 1-7, DeSue 1-3  
 South Carolina-Bennett 27-104, Pritchett 14-72, Taneyhill 7-19, Reddick 1-(-1), Cates 1-(-8)

## Passing (Com-Att-Yds-I-TD)

Clemson-Greene 4-11-52-0-0, Solomon 1-9-3-1-1  
 South Carolina-Taneyhill 14-25-226-2-1, Bennett 0-1-0-0-0

## Receiving (Rec-Yds-TD)

Clemson-Crooks 2-27, Hinton 1-22, Wyatt 1-3, Glenn 1-3  
 South Carolina-Cates 4-84, Bennett 3-41, Pritchett 2-26, Nicklow 2-20, Reddick 1-40, Means 1-9, Owens 1-6

## Interceptions (No-Yds)

Clemson-Dawkins 1-19, McCleon 1-0  
 South Carolina-Young 1-27-1, Bell 1-18

## Punt Returns (No-Yds)

South Carolina-Nicklow 3-1, Cates 1-6

## Kickoff Returns (No-Yds)

Clemson-Humphrey 2-43, U. Williams 2-40  
 South Carolina-Richardson 0-85, Bennett 2-35, Cates 1-14

## Clemson Defensive Leaders

Tackles: Barber 18, Jones 12, Stephens 10, Rouse 8  
 Sacks: Stephens 2-20, White 1-12, B. Williams 1-5  
 Tackles for Loss: Stephens 2-20, White 2-13, Rouse 1-8, Curry 1-7, B. Williams 1-5, Cross 1-1, Simpson 1-1

## AP Poll Nov. 14

1. Nebraska	10. Colorado	19. Arizona
2. Penn State	11. Kansas St.	20. BYU
3. Florida	12. Oregon	21. Utah
4. Alabama	13. Southern Cal	22. Ohio St.
5. Miami	14. Virginia Tech	23. Miss. State
6. Auburn	15. Michigan	24. Duke
7. Colorado	16. Virginia	25. N.C. State
8. Florida St.	17. Boston College	
9. Texas A&M	18. Washington	



Priester's second-quarter score tied the game.

Road Team wins fourth straight in Tiger-Gamecock series.



## HOTELS/MOTELS

- Best Western-University Inn (98 rooms) ..... (803) 225-3721  
3430 N. Main St., Anderson  
Toll Free Reservations ..... 1-800-528-1234
- Cape Cod Inn (40 rooms) ..... (803) 224-4464  
4020 Clemson Blvd. (Hwy. 76), Anderson
- Comfort Inn of Clemson (122 rooms) ..... (803) 653-3600  
Highway 123 at 76, Clemson
- Day's Inn (55 rooms) ..... (803) 859-9902  
1711 123 By-Pass, Easley  
Toll Free Reservations ..... 1-800-325-2525
- Day's Inn (60 rooms) ..... (803) 885-0710  
Hwy 123 & Radio Station Rd., Seneca
- Holiday Inn (220 rooms) ..... (803) 654-4450  
US Highway 123, Clemson  
Toll Free Reservations ..... 1-800-465-4329
- Howard Johnson's (60 rooms) ..... (803) 226-3457  
I-85 & Hwy. 76, Anderson  
Toll Free Reservations ..... 1-800-654-2000
- Ramada Inn (149 rooms) ..... (803) 654-7501  
US Hwy 76 & 123 By-Pass, Clemson

## AIRLINES

- Greenville-Spartanburg Airport ... Reservations (803) 232-4612  
I-85, Airport Exit, Greenville
- American Airlines  
Toll Free Reservations ..... 1-800-263-7422
- Delta Airlines ..... (803) 242-1033  
Toll Free Reservations ..... 1-800-523-7777
- Pan Am Airlines  
Toll Free Reservations ..... 1-800-221-1111
- US Air  
Reservations and Information ..... (803) 271-6121
- TWA Airlines  
Toll Free Reservations ..... 1-800-221-2000
- United Airlines  
Toll Free Reservations ..... 1-800-241-6522

## AUTO RENTALS

- Agency Rent-A-Car ..... (803) 235-7895  
33 Villa Rd., Greenville
- Avis Rent-A-Car  
Greenville-Spartanburg Airport  
Toll Free Reservations ..... 1-800-331-1212
- Budget Rent-A-Car ..... (803) 877-9115  
Highway 14 & I-85  
Toll Free Reservations ..... 1-800-527-0700

Dollar Rent-A-Car ..... (803) 288-6876  
3907 Pelham Rd., Greenville

Hertz Rent-A-Car  
Greenville-Spartanburg Airport  
Toll Free Reservations ..... 1-800-654-3131

National Car Rental  
Greenville-Spartanburg Airport  
Toll Free Reservations ..... 1-800-328-4567

United Leasing ..... (803) 242-4079  
2450 Laurens Road ..... (803) 288-8800

## LIMOUSINE

Airport Limousine Service ..... (803) 879-2315  
Greenville-Spartanburg Airport After Hours (803) 235-1713

## TAXICAB SERVICE

Rochester Cab Company ..... (803) 882-8787  
N. Walnut St., Seneca

Yellow Cab of Greenville ..... (803) 232-5322  
529 N. Washington St., Greenville

## RAIL LINES

Amtrak Toll Free Reservations 1-800-872-7245

## BUS LINES

- Greenville Bus Lines ... Toll Free Reservations 1-800-662-8687
- Greyhound Charter ..... (803) 232-7378  
Toll Free Reservations ..... 1-800-528-0447
- Trailways ..... (803) 271-0995  
505 E. Stone Ave., Greenville
- Young Buses ..... (704) 258-0084  
943 Riverside Dr., Asheville, NC

## HOW TO GET TO CLEMSON FROM:

**ATLANTA, GA:** Take Interstate 85 North to Exit 14 in South Carolina. Take a left and cross bridge over interstate on S.C. Highway 187 until the road runs into U.S. Highway 76 and 28. Make a left at this traffic light. Stay on this road until the Highway 93 exit. Take a right onto route 93 and the route runs into Clemson.

**GREENVILLE, SC:** Take Interstate 85 South to Exit 40. Make a right on S.C. Highway 153. Follow this road until it runs into S.C. 123. Take 123 south and it will run into downtown Clemson.

**COLUMBIA, SC:** Take Interstate 26 west and exit onto Interstate 385 west. From 385, take Interstate 85 south and exit at exit 40. Make a right on S.C. highway 153. Follow this road until it runs into S.C. 123. Take 123 south and it will run into downtown Clemson.

The Greenville-Spartanburg Airport is approximately 45 miles from the Clemson campus.



## Greenville

Dan Foster, Columnist  
The Greenville News (AM)  
Box 1688, Greenville, SC 29602  
800-395-8326

Tom Layton  
The Greenville News (AM)  
Box 1688, Greenville, SC 29602  
800-395-8326

Geoff Hart, Sports Director  
WYFF-TV, Box 788  
Greenville, SC 29602  
803-240-5325/800-453-9933

Jim Phillips, Sports Director  
WGLV Radio, Box 100  
Greenville, SC 29602  
803-242-1400

Chris Allen  
WFBC Radio, Box 1330  
Greenville, SC 29602  
803-271-9200

## Anderson

Sports Dept.  
The Anderson Independent (AM)  
Box 2507, Anderson, SC 29622  
800-859-6397

Randy Beard, Sports  
The Anderson Independent (AM)  
Box 2507, Anderson, SC 29622  
800-859-6397

## Spartanburg

Chris Tomasson, Sports  
The Spartanburg Herald (AM)  
Box 1657, Spartanburg, SC 29304  
800-476-1025

Pete Yanity, Sports Director  
WSPA-TV, Box 1717  
Spartanburg, SC 29304  
803-576-7777/800-723-2558

## Columbia

Phil Kornblut  
South Carolina Network  
3710 Landmark Dr., Suite 100  
Columbia, SC 29204  
800-790-4305

Bob Spear, Sports  
The Columbia State (AM)  
Box 1333, Columbia, SC 29202  
800-456-8470

Josh Peter, Sports  
The Columbia State (AM)  
Box 1333, Columbia, SC 29202  
803-456-8470

Joe Daggett, Sports Director  
WIS-TV, Box 367  
Columbia, SC 29202  
803-758-1288

Pete Iacobelli  
The Associated Press  
Box 1435, Columbia, SC 29202  
803-799-5510

Bob Shields, Sports Director  
WLTX-TV, Drawer M  
Columbia, SC 29250  
803-776-3600

Terry Chick, Sports Director  
WOLO-TV, Box 4217  
Columbia, SC 29204  
803-735-9605

## Charleston

Gene Sapakoff  
The News & Courier (AM)  
134 Columbus Street  
Charleston, SC 29403-4800  
803-577-7111

Bo Williams  
WCBF-TV, Box 879  
Charleston, SC 29402  
803-884-2288

Warren Peper, Sports Director  
WCSC-TV, Box 186  
Charleston, SC 29402  
803-577-6397

Steve Bartelstein  
WCIV-TV, Box 10866  
Charleston, SC 29411  
803-881-4444

## Clemson

Sports Editor  
The Messenger, Box 549  
Clemson, SC 29633  
803-654-2451

Sports Editor, The Tiger  
Box 2097, Univ. Station  
Clemson, SC 29632  
803-656-2150

WSBF Sports Director  
Box 2156, Univ. Station  
Clemson, SC 29632  
803-656-4010

Tim Bourret  
Sports Information Director  
Box 632  
Clemson, SC 29633  
803-656-2114

Gary Butts  
WGOG Radio  
2058 Westminster Highway  
Walhalla, SC 29691  
803-638-3616

Phil Batson  
Orange and White  
Box 828, Clemson, SC 29633  
803-224-4321

Jimmy Watt  
WCCP Radio  
P.O. Box 1560  
Clemson, SC 29633  
803-654-1560

## In State

Michael Shady, Sports Editor  
The Aiken Standard  
Box 456, Aiken, SC 29801  
803-648-2311

Bob Henson, Sports Editor  
The Florence Morning News (AM)  
Box F-11, Florence, SC 29501  
803-669-1771

David Talley, Sports Editor  
The Greenwood Index-Journal (PM)  
Box 1018, Greenwood, SC 29646  
803-223-1813

Mel Derrick, Sports Editor  
The Myrtle Beach Sun News (AM)  
Box 406, Myrtle Beach, SC 29577  
803-626-0315

Dennis Shumate, Sports Editor  
The Orangeburg Times & Democrat (AM)  
Box 1766, Orangeburg, SC 29115  
803-534-1060

Earl Gault, Sports  
The Rock Hill Evening Herald (PM)  
Box 11707, Rock Hill, SC 29730  
800-793-6116

Robbie Evans, Sports Editor  
The Sumter Daily Item (PM)  
Box 1677, Sumter, SC 29150  
803-775-6331  
800-274-9772

## Out of State

Stan Pamfilis, Sports  
WLOS-TV, Box 2150  
Asheville, NC 28802  
800-288-2413

Tony Barnhardt, College Sports  
The Atlanta Constitution (AM)  
Box 4689, Atlanta, GA 30303  
404-526-5331

Ward Clayton, Sports Editor  
The Augusta Chronicle (AM)  
Box 1928, Augusta, GA 30903  
706-724-0851/724-3528

Leonard Laye, Sports  
The Charlotte Observer (AM)  
Box 32188, Charlotte, NC 28232  
704-358-5125

Harold Johnson, Sports  
WSOC-TV, Box 34665  
Charlotte, NC 28234  
704-335-4748

Paul Cameron, Sports  
WBTV, 1 Julian Price Place  
Charlotte, NC 28208  
704-374-3711

WCNC-TV  
8036 Hood Road  
Charlotte, NC 28215  
704-536-1891



# The Last Time it Happened

## A punt was returned for a touchdown:

*Clemson*—89 yards by Darnell Stephens vs. Maryland, Nov. 16, 1991 at Clemson (Clemson 40, Maryland 7).

*Opponents*—72 yards by Brian Treggs of California on Jan. 1, 1992. The return gave the Bears a 17-0 lead at 2:14 of the first quarter in the 1992 Florida Citrus Bowl in Orlando (California 37, Clemson 13).

## A kickoff was returned for a touchdown:

*Clemson*—98 yards by Doug Thomas vs. Maryland in Baltimore Memorial Stadium, Sept. 15, 1990 (Clemson 18, Maryland 17).

*Opponents*—78 yards by Leroy Gallman of Duke, Sept. 29, 1990 at Clemson (Clemson 26, Duke 7).

## A punt was blocked for a touchdown:

*Clemson*—Mitch Belton vs. Furman, Sept. 2, 1989 at Clemson. With the line of scrimmage being the Furman 25, Belton blocked the Paladin punt into the end zone, where Tony Mauney recovered for a touchdown (Clemson 30, Furman 0).

*Opponents*—Ray Farmer of Duke, Oct. 15, 1994, at Durham, NC, blocked a Nelson Welch punt and recovered it in the endzone. The line of scrimmage was the Clemson 20 and the score proved to be the game winner (Duke 19, Clemson 13).

## A safety was scored:

*Clemson*—Maryland punter Dave DeArmas ran out out of the endzone after snap was high. It was Clemson's second straight game in which it had scored a safety. Game was played at College Park, MD on Nov. 14, 1992 (Maryland 53, Clemson 23).

*Opponents*—Tony Guyton and Willie McIntee of South Carolina tackled Clemson quarterback Mike Eppley in the end zone on a pass attempt, Nov. 24, 1984, at Clemson. The safety cut Clemson's lead to 21-10 (South Carolina 22, Clemson 21).

## A fumble was recovered for a touchdown:

*Clemson*—Chester McGlockton sacked Major Harris of West Virginia in the end zone then pounced on the ball for a Clemson touchdown in the December 30, 1989 Gator Bowl. The original line of scrimmage was the West Virginia nine. It gave Clemson a 24-7 lead with 8:08 to go in the game (Clemson 27, West Virginia 7).

*Opponents*—Damien Covington of N.C. State recovered a Patrick Sapp fumble in the endzone in Raleigh on Oct. 24, 1992. The score came with 5:44 left and gave N.C. State on 20-6 lead. It was the first fumble recovery for a score by a Clemson opponent in seven years (N.C. State 20, Clemson 6).

## A fumble was returned for a touchdown:

*Clemson*—Chris Franklin ran 60 yards with a Terry Harvey fumble vs. N.C. State at Clemson, SC, on Sept. 10, 1994 (N.C. State 29,



Chester McGlockton, a pro bowl player with the Raiders last year, is the last Clemson player to recover a fumble in the endzone.

Clemson 12).

*Opponents*—Derrick Brooks of Florida State recovered a Greg Hood fumble at the Clemson 17 at Tallahassee, FL, on Sept. 11, 1993 and returned it 83 yards for a touchdown. The score came with 6:16 left and gave Florida State a 57-0 lead. (Florida State 57, Clemson 0).

## An interception was returned for a touchdown:

*Clemson*—Tim Jones raced 26 yards for a score with an interception of South Carolina quarterback Steve Tannehill at Clemson on November 21, 1992. It gave Clemson a 10-7 lead with two minutes left in the first half (S. Carolina 24, Clemson 13).

*Opponents*—Benji Young of South Carolina ran 27 yards for a touchdown when he intercepted a Louis Solomon pass at Clemson on Nov. 19, 1994. It gave the Gamecocks a 33-7 lead with 57 seconds left. (S. Carolina 33, Clemson 7).

## Four or more field goals scored by any player:

*Clemson*—5 by Nelson Welch at Keenan Stadium in Chapel Hill, NC, on Nov. 5, 1994. Welch connected on FGs of 34, 37, 47, 34, 20 yards in his perfect 5-5 performance. The kicks were keys to Clemson's upset of the 12th-ranked Tar Heels (Clemson 28, North Carolina 17).

*Opponents*—4 by Damon Parkman of Georgia at Athens, GA on Oct. 8, 1994. (Georgia 40, Clemson 14).

## A Player Kicked a 50-Yard Field Goal:

*Clemson*—Nelson Welch kicked a 53-yard field goal at Byrd Stadium against Maryland on Nov. 14, 1992. It was the longest FG in the ACC in 1992 (Maryland 53, Clemson 23).

*Opponents*—Scott Hagler of South Carolina booted a 54-yarder in Columbia on November 23, 1985. Clemson went on to a victory and clinched a berth in the Independence Bowl (Clemson 24, South Carolina 17).

## An offensive lineman scored a touchdown:

*Clemson*—Harry Olszewski, who was inducted into the State of South Carolina Hall of Fame in 1990, scored on a 12-yard run as an offensive guard after a fumbled snap fell in his arms against South Carolina at Clemson on Nov. 26, 1966 (Clemson 35, South Carolina 10).

*Opponents*—Center Peter Anderson of Georgia fell on the ball in end zone after a Lars Tate fumble. Play took place on Sept. 21, 1985 at Clemson (National TV) (Georgia 20, Clemson 13).

## A defensive lineman scored a touchdown:

*Clemson*—Chester McGlockton (MG) became the first defensive lineman in almost 10 years to score a Clemson touchdown when he recovered a Major Harris fumble on December 30, 1989 in the Gator Bowl at Jacksonville, FL. McGlockton nailed the West Virginia QB for a nine-yard sack, then recovered the ball for a TD. It gave Clemson a 24-7 lead with 8:08 left (Clemson 27, West Virginia 7).

*Opponents*—Stan Dooley (DE) of Georgia recovered a blocked Dale Hatcher punt and ran two yards for a touchdown at Athens on Monday, Sept. 6, 1982 (Georgia 13, Clemson 7).

## A player scored 4 TDs in one game:

*Clemson*—4 by Terrence Flagler (2 rushing, 2 receiving) at Wake Forest on Nov. 1, 1986. He also set a Clemson record with 274 all-purpose running yards (Clemson 28, Wake Forest 20).

*Opponents*—4 by Ted Brown (all rushing) of N.C. State at Clemson on Oct. 25, 1975 (N.C. State 45, Clemson 7).

## Three TD passes in one game by a quarterback:

*Clemson*—3 by Mike Eppley vs. Maryland at Clemson on Nov. 12, 1983 (Clemson 52, Maryland 27).

*Opponents*—5 by John Kaleo of Maryland at Byrd Stadium on

A safety has not been scored against Clemson since 1984.





**Homer Jordan's dexterity with the option was the prime reason Clemson had three different backs over 100 yards at Virginia in 1982.**

Nov. 14, 1992. His TD passes covered 69, 38, 17, 15, and 22 yards (Maryland 53, Clemson 23).

**20 points scored by any player:**

*Clemson*—24 by Terrence Flagler (4 touchdowns) at Wake Forest on Nov. 1, 1986. Flagler caught two TD passes from Rodney Williams and also rushed for a pair (Clemson 28, Wake Forest 20).

*Opponents*—24 by Ted Brown (4 touchdowns) of N.C. State at Clemson on Oct. 25, 1975 (N.C. State 45, Clemson 7).

**100-yard rushing game by any player:**

*Clemson*—Lamont Pegues (136) and Nealon Greene (111) both gained over 100 yards vs. Georgia Tech, at Clemson on Nov. 12, 1994. (Clemson 20, Georgia Tech 10).

*Opponents*—Brandon Bennett of South Carolina gained 104 yards on 27 carries at Clemson on Nov. 19, 1994. He was the game's top rusher. (S. Carolina 33, Clemson 7).

**100 yards rushing and 100 yards passing, same game one player:**

*Clemson*—Dexter McCleon, in his first career start as a quarterback, ran for 127 yards and threw for 102 in a victory over Virginia at Clemson on Nov. 13, 1993 (Clemson 23, Virginia 14).

*Opponents*—Jeff Grantz (122 rushing, 158 passing) of South Carolina at Columbia, SC on Nov. 22, 1975 (South Carolina 56, Clemson 20).

**Two backs over 100 yards rushing, same game:**

*Clemson*—Lamont Pegues (136) and Nealon Greene (111) both gained over 100 yards rushing vs. Georgia Tech at Clemson on Nov. 12, 1994. (Clemson 20, Georgia Tech 10).

*Opponents*—Alvin Blount (214) and Tommy Neal (113) of Maryland at Baltimore, MD on Nov. 17, 1984 (Maryland 41, Clemson 23).

**Three backs over 100 yards rushing, same game:**

*Clemson*—Cliff Austin (105), Jeff McCall (103) and Chuck McSwain (103) at Virginia on Oct. 9, 1982 (Clemson 48, Virginia 0).

*Opponents*—never accomplished.

**100 yards rushing by a quarterback:**

*Clemson*—Nealon Greene ran for 111 yards on 19 carries at Clemson vs. Georgia Tech on Nov. 12, 1994 (Clemson 20, Georgia Tech 10).

*Opponents*—101 (10 attempts) by John Dewberry of Georgia Tech at Clemson on Sept. 24, 1983 (Clemson 41, Ga. Tech 14).

**100 yards in interception returns by any individual:**

*Clemson*—101 by Willie Underwood (2 returns) vs. South Carolina at Clemson on Nov. 22, 1980 (Clemson 27, S. Carolina 6).

*Opponents*—128 by Dennis Tabron (3 returns) of Duke at Clemson on Oct. 18, 1980 (Duke 34, Clemson 17).

**100 yards in punt returns by any individual:**

*Clemson*—116 (4 returns) by Darnell Stephens vs. Maryland on Nov. 16, 1991 (Clemson 40, Maryland 7).

*Opponents*—124 (5 returns) by Brian Treggs of California in the 1992 Florida Citrus Bowl on Jan. 1, 1992 in Orlando, FL (California 37, Clemson 13).

**100 yards receiving by any player:**

*Clemson*—120 by Terry Smith (8 receptions) at North Carolina on Nov. 6, 1994 (North Carolina 24, Clemson 0).

*Opponents*—119 by Bill Khayat of Duke at Durham, NC on Oct. 15, 1994 (Duke 19, Clemson 13).

**10 receptions by any player:**

*Clemson*—10 by Perry Tuttle (151 yards) vs. Maryland at Clemson on Nov. 14, 1981 (Clemson 21, Maryland 7).

*Opponents*—10 by Bill Khayat of Duke at Durham, NC, on Oct. 15, 1994 (Duke 19, Clemson 13).

**200-yard rushing game by any player:**

*Clemson*—226 (21 carries) by Wesley McFadden at Virginia Tech on Sept. 12, 1987 (Clemson 22, VPI 10).

*Opponents*—214 (29 carries) by Alvin Blount of Maryland at Baltimore, MD on Nov. 17, 1984 (Maryland 41, Clemson 23).

**300-yard passing game by a quarterback:**

*Clemson*—323 by Thomas Ray (21-43) vs. North Carolina in Chapel Hill, NC on Nov. 6, 1965 (N. Carolina 17, Clemson 13).

*Opponents*—328 by Eric Zeier of Georgia at Athens, GA on Oct. 8, 1994 (Georgia 40, Clemson 14).

**20 completions by a quarterback:**

*Clemson*—25 by Patrick Sapp (55 attempts) at Maryland on Nov. 14, 1992 (Maryland 53, Clemson 23).

*Opponents*—25 by Spence Fisher of Duke at Durham, NC on Oct. 15, 1994 (Duke 19, Clemson 13).

**300-yard total offense game by any player:**

*Clemson*—322 (206 passing, 116 rushing) by DeChane Cameron vs. South Carolina at Columbia, S.C. on Nov. 23, 1991 (Clemson 41, South Carolina 24).

*Opponents*—342 by Eric Zeier (328 passing, 14 rushing) of Georgia at Athens, GA on Oct. 8, 1994 (Georgia 40, Clemson 14).

**150 yards in kickoff returns by any individual:**

*Clemson*—158 by Terrance Roulhac (4 returns) vs. South Carolina at Clemson on Nov. 22, 1986 (Clemson 21, South Carolina 21).

*Opponents*—156 yards (7 returns) by Freddie Leslie of Long Beach State at Clemson on Sept. 1, 1990 (Clemson 59, Long Beach State 0).

**A punt was blocked:**

*Clemson*—Wardell Rouse blocked an N.C. State punt at Clemson, SC on Sept. 10, 1994. Rouse recovered the punt 28 yards down the field (N.C. State 29, Clemson 12).

*Opponents*—Ray Farmer of Duke blocked a Nelson Welch punt at Durham, NC on Oct. 15, 1994 and recovered it in the endzone. Line of scrimmage was the Clemson 20 (Duke 19, Clemson 13).

**50-yard average by a punter (min 3 att):**

*Clemson*—50.0 (5-250) by Chris Gardocki vs. South Carolina at Clemson on Nov. 17, 1990 (Clemson 24, South Carolina 15).



*Opponents*—51.0 (5-255) by Chris Clauss of Penn State on Jan. 1, 1988 in Florida Citrus Bowl in Orlando, FL (Clemson 35, Penn State 10).





# Clemson Records

**Jeff Davis, nicknamed “The Judge”, is still Clemson’s record holder for tackles in a single game with 24, and in terms of caused and recovered fumbles. The first-team All-American and ACC MVP of 1981 will be inducted into Clemson’s Ring of Honor at Memorial Stadium on September 2.**





# Clemson Sports Network

The Clemson radio network is regarded as one of the most innovative networks in the country and keeps Clemson fans informed from 10:00 AM to 6:00 PM on gamedays with a tailgate show, pregame show and scoreboard show. The day's programming features Clemson Hall of Famer Jim Phillips, who is in his 28th year as the "Voice of the Tigers".

The man synonymous with Clemson athletics since the late 1960s, Phillips is one of the reasons for the network's popularity. Phillips is one of the most respected play-by-play men in the nation. The native of Youngstown, OH has described 312 Clemson football games and 791 Clemson basketball games in his career. He is now the dean of all broadcasters in the ACC. The sports director for WGVL radio in Greenville, SC provides commentary on Clemson football, basketball and baseball.

Phillips has received numerous awards during his career. Five times he has been chosen South Carolina Sportscaster-of-the-Year. In 1992 he was honored with The Master's Award, the highest honor awarded by the South Carolina Broadcaster's Association. The Master's Award is a lifetime achievement award and had been presented just twice previously in its six-year history. In addition to his radio career, Phillips also served as sports director for WFBC-TV in Greenville between 1968 and 1980.

The former voice of the Greenville Braves (AA, Southern League) was inducted into the Clemson Athletic Hall of Fame in 1992, his 25th year as voice of the Tigers. In addition to his accuracy and flair in broadcasting, Phillips's induction was also a result of his dedication, reliability and consistency. In many ways, he is the iron man of broadcasting.

Mike Eppley is another Clemson Hall of Famer on the broadcast team for Tiger football. Eppley joined the radio network six years ago as the color analyst. The native of Charlotte, NC is Clemson's number-three ranked passer in terms of efficiency rating and he guided Clemson to 21 victories as the starting quarterback between 1982 and 1984. He is also the career record holder for TD passes with 28.

Eppley, who earned his MBA from the Clemson/Furman program, deals with strategic aspects of the game. Also a color analyst for many high school all-star games in North and South Carolina, Eppley is a

heating and air conditioning vice president in Charlotte, NC.

Rodney Williams is another former Clemson great on the broadcast team. Williams led Clemson to 32 wins as the starting quarterback between 1985-88, an all-time Clemson record. Williams provides sideline coverage during all Clemson games and covers the postgame locker room report with interviews from Clemson players and coaches.

One of the most popular aspects of the Clemson network is the Tiger Tailgate show, a program that gets Clemson fans ready for the action beginning three hours prior to kickoff. The show features interviews with players and coaches, a look at college football and the University in general, other sports at Clemson and highlights special activities taking place the day of the game. The program is heard home and away on many of the Clemson network stations.

Tiger Tailgate show veteran Joe Erwin will be joined by the popular WMYI morning team of Bill Love and Howard Hudson as hosts of the Tailgate Show this year. Clemson basketball coach Rick Barnes will once again provide interviews with Clemson fans during the Tailgate Show.

The award-winning Fifth Quarter scoreboard show gives Clemson fans more than just scores of other games. Reporters from all over the nation give you a rundown of what went on in stadiums from Boston to South Bend to Seattle.

All correspondence concerning network clearances, advertising, and format should be directed to Michael Whitaker Clemson Sports Network, PO Box 5856, Greenville, SC, 29606. The CSN office number is 803-467-1400. WMYI (102.5) in Greenville, SC, will serve as the flagship station on the Clemson football radio network.

The Clemson Football TV Show will be shown in every market in South Carolina on Sundays and will be broadcast on many major cable systems throughout the United States. The show will be produced by TVP Productions Inc in Greenville, SC.


## Clemson Football Show Schedule

City	Station-Ch	Time
Greenville	WYFF-4	Sun 12:00 Noon
Florence	WPDE-15	Sun 11:00 AM
Columbia	WOLO-25	Sun 12:00 Noon
Charleston	WCBD-2	Sun. 11:30 PM
Augusta	WAGT-26	Sun. 10:30 AM
	SportSouth	Mon. 8:30 pm


Schedule of airings on Home Team Sports and Sunshine Network will be announced in August.

## Clemson Radio Network

ABBEVILLE	WSCZ-FM	96.7
ANDREWS	WWKT-FM	98.3
AIKEN	WAJY-FM	102.7
ALLENDALE	WBAW-FM	99.1
ANDERSON	WMYI-FM	102.5
ASHEVILLE	WMYI-FM	102.5
BAMBURG, NC	WBAW-FM	99.1
BARNWELL	WBAW-AM	740
BARNWELL	WBAW-FM	99.1
BATESBURG	WBLR-AM	1430
BEAUFORT	WHBZ-FM	99.7
BENNETTSVILLE	WHSC-FM	98.5
BISHOPVILLE	WKHT-FM	93.7
CAMDEN	WCAM-AM	1590
CAMDEN	WPUB-FM	94.3
CHARLESTON	WXTG-AM	1390
CHARLOTTE, NC	WBZK-AM	980
CHERAW	WHSC-FM	98.5
CHESTER	WDXZ-FM	106.3
CLEMSON	WCCP-FM	104.9
COLUMBIA	WOMG-FM	103.1
CONWAY	WRNN-FM	94.5
DARLINGTON	WHSC-FM	98.5
DILLON	WWFN-FM	100.1
EASLEY	WMYI-FM	102.5
FLORENCE	WWFN-FM	100.1
FOUNTAIN INN	WFIS-AM	1600
GAINESVILLE, GA	WDUN-AM	550
GAFFNEY	WEAC-AM	1500
GEORGETOWN	WRNN-FM	94.5
GREENVILLE	WMYI-FM	102.5
GREENWOOD	WSCZ-FM	96.7
HAMPTON	WBHC-AM	1270
HAMPTON	WBHC-FM	103.1
HARTSVILLE	WHSC-FM	98.5
HENDERSONVILLE, NC	WMYI-FM	102.5
HILTON HEAD	WHBZ-FM	99.7
KINGSTREE	WWFN-FM	100.1
KINGSTREE	WWKT-FM	98.3
LaGRANGE, GA	WTRP-AM	620
LAKE CITY	WWFN-FM	100.1
LANCASTER	WRHI-AM	1340
LAURENS	WSCZ-FM	96.7
LEXINGTON	WOMG-FM	103.1
LORIS	WLSC-AM	1240
McCORMICK	WSCZ-FM	96.7
MARION	WWFN-FM	100.1
MANNING	WWKT-FM	98.3
MYRTLE BEACH	WRNN-FM	94.5
NEWBERRY	WDXZ-FM	106.3
N. MYRTLE BEACH	WRNN-FM	94.5
ORANBEBURG	WIGL-FM	102.9
PICKENS	WCCP-FM	104.9
RIDGELAND	WHBZ-FM	99.7
ROCKHILL	WRHI-AM	1340
SALUDA	WDXZ-FM	106.3
SAVANNAH, GA	WHBZ-FM	99.7
SENECA	WGOG-FM	96.3
SIMPSONVILLE	WFIS-AM	1600
SPARTANBURG	WMYI-FM	102.5
SPARTANBURG	WMMZ-AM	1400
SUMMERVILLE	WAZS-AM	980
SUMTER	WKHT-FM	93.7
UNION	WMYI-FM	102.5
UNION	WAGI-FM	105.3
WALHALLA	WGOG-FM	96.3
WALTERBORO	WHBZ-FM	99.7
WINNSBORO	WDXF-FM	106.3
YORK	WBZK-AM	980



Jim Phillips



Mike Eppley



Rodney Williams



## RUSHING

### MOST RUSHES

Game: 36, Jim Shirley vs. N.C. State, 1951; Ray Yauger vs. Wake Forest, 1969  
Season: 230, Buddy Gore, 1967  
Career: 600, Buddy Gore, 1966-68

### CONSECUTIVE ATTEMPTS

Game: 8, Stacey Driver vs. Wake Forest, 1983

### RUSHING YARDS

Game: 260, Cliff Austin vs. Duke, 1982  
Season: 1258, Terrence Flagler, 1986  
Career: 2914, Kenny Flowers, 1983-86

### RUSHING YARDS PER GAME

Season: 106.4 (1064 in 10 games), Cliff Austin, 1982  
Career: 89.6 (2778 in 31 games), Terry Allen, 1987-89

### YARDS PER ATTEMPT

Game: 30.4 (5-152), Ken Moore vs. The Citadel, 1954  
Season: (Min. 300 Yards) 7.4, Billy Hair (71-525), 1950  
Career: (Min. 1,000 Yards) 5.922 (194-1149) by Jackie Calvert, 1948-50

### 100- YARD GAMES

Season: 7, Kenny Flowers, 1985  
Career: 11, Buddy Gore, 1966-68; Kenny Flowers, 1983-86

### CONSECUTIVE 100-YARD GAMES

Season: 5, Kenny Flowers, 1985  
By a QB: 2, Louis Solomon (Virginia, Duke), 1992

### 100-YARD GAMES vs. ONE OPPONENT

Career: 3, Kenny Flowers vs. Duke, 1983-84-85

### 200- YARD GAMES

Season: 2, Terrence Flagler, 1986  
Career: 2, Terrence Flagler, 1982-86; Ray Yauger, 1967-69

### MOST YARDS RUSHING IN A SERIES IN A SEASON

Two Games: 387, Terrence Flagler, 1986  
Three Games: 489, Terrence Flagler, 1986  
Four Games: 590, Cliff Austin, 1982



Terrance Flagler had 274 all-purpose yardage at Wake Forest in 1986, thanks to the finger-tip catches like the one above.

1995 Clemson Football

Five Games: 744, Terrence Flagler, 1986  
Six Games: 858, Terrence Flagler, 1986

### RUSHING YARDS BY A FRESHMAN

Game: 234, Don King vs. Fordham, 1952  
Season: 973, Terry Allen, 1987

### YARDS RUSHING BY QUARTERBACK

Game: 159, Louis Solomon vs. Wake Forest, 1994  
Season: 649, Steve Fuller, 1978  
Career: 1737, Steve Fuller, 1975-78

### YARDS BY TWO RUNNING BACKS

Game: 318, Cliff Austin (260) and Chuck McSwain (58) vs. Duke, 1982  
Season: 2031, Kenny Flowers (1200) and Stacey Driver (831), 1985  
Career: 5076, Kenny Flowers (2914) and Terrence Flagler (2162), 1982-86  
Note: Career is for two backs in the same class.

### RUSHING TOUCHDOWNS

Game: 5, Maxcey Welch vs. Newberry, 1930; Stumpy Banks vs. Furman, 1917  
Season: 17, Lester Brown, 1978  
Career: 31, Lester Brown, 1976-79

### ALL-PURPOSE RUNNING YARDS

Game: 274, Terrence Flagler vs. Wake Forest, 1986, (209 Rushing, 65 Receiving)  
Season: 1446, Terrence Flagler, 1986 (1258 rushing, 188 receiving)  
Career: 3273, Buddy Gore, 1966-68 (2571 rushing, 65 receiving, 637 kickoff returns)

### ALL-PURPOSE RUNNING PER GAME

Season: 122.1, Ray Mathews, 1948 (1343 yards in 11 games)  
Career: 109.1, Buddy Gore, 1966-68 (3273 yards in 30 games)

## PASSING

### MOST PASS ATTEMPTS

Half: 46, Rodney Williams vs. N.C. State (2nd), 1987  
Game: 55, Patrick Sapp vs. Maryland, 1992  
Season: 267, Tommy Kendrick, 1970  
Career: 717, Rodney Williams, 1985-88

### MOST ATTEMPTS PER GAME

Season: 24.3, Tommy Kendrick, 1970 (267 in 11 games)  
Career: 20.1, Tommy Kendrick, 1969-71 (644 in 32 games)

### PASS COMPLETIONS

Game: 25 Tommy Kendrick vs. Florida St., 1970; 25 Patrick Sapp vs. Maryland, 1992  
Season: 133, Tommy Kendrick, 1970  
Career: 333, Rodney Williams, 1985-88

### COMPLETIONS PER GAME

Season: 12.1, Tommy Kendrick, 1970 (133 in 11 games)  
Career: 9.5, Tommy Kendrick, 1969-71 (303 in 32 games)

### CONSECUTIVE PASS COMPLETIONS

Game: 9, Steve Fuller vs. The Citadel, 1978  
Career: Same as one game


### CONSECUTIVE GAMES COMPLETING A PASS

Season: 12 by many  
Career: 46, Rodney Williams, 1985-88

### COMPLETION PERCENTAGE

Game: (Min. 9 Comp.) 1.000 Steve Fuller (9-9) vs. The Citadel, 1978  
(Min 10 Comp.) .800, Mike Eppley (12-15) vs. Virginia, 1983  
(Min 15 Comp.) .689, Homer Jordan (20-29) vs. Maryland, 1981  
Season: (Min 80 Att..) .596, Mike Eppley (99-166), 1983  
Career: (Min 150 Att.) .567, Chris Morocco (89-157), 1986-89





DeChane Cameron is Clemson's winningest quarterback on a percentage basis.

#### HIGHEST EFFICIENCY RATING

Game: (Min 10 Att.) 310.72, Bobby Gage vs. Furman, 1948 (9-11-245-2-1)  
(Min 15 Att.) 240.38, Jimmy Addison vs. Virginia, 1965 (12-19-283-3)

Season: (Min 40 Comp.) 158.26, Willie Jordan, 1975  
(Min 75 Comp.) 146.0, Mike Eppley, 1983

Career: (Min. 100 Att.) 131.3, Mark Fellers, 1972-74

#### PASSES HAD INTERCEPTED

Game: 5, Don King vs. Auburn, 1953

Season: 20, Tommy Kendrick, 1969

Career: 42, Tommy Kendrick, 1969-71

#### LOWEST INTERCEPTION PERCENTAGE

Season: (Min. 75 Att.) **1.06%, Nealon Greene, 1994 (1 in 94 att.)**

Career: (Min. 100 Att.) 2.55 %, Chris Morocco, 1986-89 (4 in 157 att.)

#### CONSECUTIVE PASSES WITHOUT INTERCEPTION

At Start of Career: **92, Nealon Greene, 1994**

Season: 122, Rodney Williams, 1988

#### MOST GAMES WON AS STARTING QUARTERBACK

Season: 12, Homer Jordan, 1981

Career: 32, Rodney Williams, 1985-88 (32-10-2)

#### BEST WINNING PERCENTAGE AS STARTING QUARTERBACK

Season: 1.000 (12-0), Homer Jordan, 1981

Career: (Min. 15 Games) .813, DeChane Cameron (19-4-1), 1988-91

#### CONSECUTIVE GAMES STARTED AT QUARTERBACK

Career: 32 by Tommy Kendrick, 1969-71

#### MOST GAMES STARTED AT QUARTERBACK

Career: 44, Rodney Williams, 1985-88

#### MOST YARDS PASSING

Game: 323, Thomas Ray vs. North Carolina, 1965

Season: 1655, Steve Fuller, 1977

Career: 4647, Rodney Williams, 1985-88

#### YARDS PER GAME PASSING

Season: 149.1, Jimmy Addison, 1966

Career: 121.6, Tommy Kendrick, 1969-71

#### YARDS PER COMPLETION

Game: (Min. 8 Comp.) 28.0, Tommy Kendrick (9 for 252 yards) vs. Virginia, 1971

Season: (Min. 45 Comp.) 21.3, Bobby Gage (47 for 1002 yards), 1947

Career: (Min. 100 Comp.) 19.9, Bobby Gage (123 for 2448 yards), 1945-48

#### YARDS PER ATTEMPT

Game: (Min. 8 Att.) 22.0, Bobby Gage (11 for 245) vs. Furman, 1947

Season: (Min. 75 Att.) 9.19 , Bobby Gage (115 for 1002), 1947

Career: (Min. 100 Att.) 8.81, Bobby Gage (278 for 2448 yards), 1945-48

#### 200-YARD GAMES

Season: 3, Tommy Kendrick, 1969 and 1970, DeChane Cameron, 1991

Career: 7, Tommy Kendrick, 1969-71

**4, Patrick Sapp, 1992-94**

#### TOUCHDOWN PASSES

Game: 4, Bobby Gage vs. Auburn, 1947

Season: 14, Mike Eppley, 1984

Career: 28, Mike Eppley, 1980-84

#### TOUCHDOWN PASSES PER GAME

Season: 1.27, Mike Eppley (14 in 11 games), 1984

Career: 0.84, Mike Eppley (28 in 33 games), 1980-84

### TOTAL OFFENSE

#### MOST OFFENSIVE PLAYS

Game: **64, Patrick Sapp vs. Maryland, 1992**

Season: 383, Steve Fuller, 1977

Career: 1089, Steve Fuller, 1975-78

#### MOST TOTAL OFFENSE YARDS

Game: 374, Bobby Gage vs. Auburn, 1947

Season: 2164, Steve Fuller, 1978

Career: 6096, Steve Fuller, 1975-78

#### TOTAL OFFENSE PER GAME

Season: 180.3, Steve Fuller, 1978

Career: 141.7, Steve Fuller, 1975-78

#### YARDS PER PLAY

Game: 12.0, Billy Hair vs. Duquesne, 1950 (24 plays, 104 rush, 185 pass for 289)

Season: 8.1, Jackie Calvert, 1950 (157 plays, 714 rush, 557 pass for 1271)

Career: 6.32, Bobby Gage, 1945-48 (594 plays, 1309 rush, 2448 pass for 3757)

#### 200- YARD GAMES

Season: 4 Billy Hair, 1951; Steve Fuller, 1978; Homer Jordan, 1981, DeChane Cameron, 1991

Career: 9 Steve Fuller, 1975-78

### PASS RECEIVING

#### MOST PASSES CAUGHT

Game: 11, Phil Rogers vs. North Carolina, 1965

Season: 58, Jerry Butler, 1978

Career: 162, Terry Smith, 1990-93

#### MOST YARDS GAINED

Game: 163, Jerry Butler vs. Georgia Tech, 1977

Season: 915, Perry Tuttle, 1980

Career: 2681, Terry Smith, 1990-93

#### RECEPTION YARDS PER GAME

Season: 83.1, Perry Tuttle, 1980

Career: 58.3, Terry Smith, 1990-93

#### YARDS PER RECEPTION

Game: (Min. 5 rec.) 32.6, Jerry Butler (5-163) vs. Georgia Tech, 1977

Season: (Min. 10 rec.) 32.1, Gary Cooper (13-417) in 1988

(Min. 20 rec.) 22.6, Glenn Smith (22-498) in 1950

Career: (Min. 35 rec.) 20.34, Joe Blalock (38-773), 1939-41



### MOST TOUCHDOWN PASSES CAUGHT

Game: 3, Dreher Gaskin vs. Auburn, 1953  
Season: 8, Perry Tuttle, 1981 and Terrance Roulhac, 1984  
Career: 18, Glenn Smith, 1949-51

### RECEPTIONS BY A RUNNING BACK

Game: 7 (for 31 yards) by Dick Bukowsky vs. Florida State, 1970  
Season: 21, Ray Yaeger, 1969  
Career: 45, Ray Yaeger, 1968-70

### RECEPTIONS BY A TIGHT END

Game: 9, John McMakin vs. Florida State, 1970  
Season: 40, John McMakin, 1970  
Career: 93, John McMakin, 1969-71

### CONSECUTIVE GAMES CATCHING A PASS

Career: 35, Jerry Butler, 1975-78, Caught at least 1 pass in all games in 1976, 1977 and 1978.

## INTERCEPTIONS

### MOST INTERCEPTIONS

Game: 3, Kit Jackson vs. Wake Forest, 1965  
Season: 8, Robert O'Neal, 1989  
Career: 17, Terry Kinard, 1978-82

### MOST YARDS INTERCEPTION RETURNS

Game: 102, Don Kelley on 1 return vs. Duke, 1970  
Season: 156, Don Kelley on 3 interceptions, 1970  
Career: 275, Rex Varn on 10 interceptions, 1976-79

### AVERAGE INTERCEPTION RETURN

Game: (Min. 2) 50.5, Willie Underwood (2-101) vs. South Carolina, 1980  
Season: (Min. 3) 52.0, Don Kelley (3-156), 1970  
Career: (Min. 5) 27.5, Rex Varn (10-275) 1976-79

### INTERCEPTION RETURNS FOR TOUCHDOWN

Game: 1 by Many  
Season: 3 by Arlington Nunn, 1990  
Career: 3 by Arlington Nunn, 1987-90

### INTERCEPTIONS BY A LINEBACKER

Game: 2, Johnny Rembert vs. W. Carolina, 1982  
Season: 6, Johnny Rembert, 1982  
Career: 8, Johnny Rembert, 1981-82

## PUNTING

### MOST PUNTS

Game: 13, Marion Butler vs. Wake Forest, 1942  
Season: 81, David Sims, 1979  
Career: 197, David Sims, 1977-80

### BEST PUNTING AVERAGE

Game: (Min. 3 punts) 55.3 Dale Hatcher (3 for 166) vs. Kentucky, 1982  
Season: (Min. 25 punts) 44.48, Chris Gardocki (58-2580), 1990  
Career: (Min. 50 punts) 43.48, Chris Gardocki (151-6566), 1988-90

### BEST NET PUNTING AVERAGE

Game: (Min. 4 punts) 46.7, Dale Hatcher (6 punts) vs. Kentucky, 1981  
Season: (Min. 25 punts) 42.7, Dale Hatcher (54 punts) in 1984  
Career: (Min. 50 punts) 40.7, Dale Hatcher (191 punts) 1981-84

### PUNTS OVER 50 YARDS

Game: 6, Banks McFadden (12 punts) vs. Tulane, 1939  
Season: 22, Banks McFadden (65 punts) in 1939  
Career: 44, Dale Hatcher (191 punts), 1981-84

### PUNTS INSIDE THE 20

Game: 6, Dale Hatcher vs. Georgia, 1982  
6, Banks McFadden vs. Furman, 1939  
Season: 24, David Sims in 1979  
Career: 69, Dale Hatcher, 1981-84

### TOTAL PUNTING YARDS

Game: 504, Banks McFadden vs. Tulane 1939  
Season: 3468, David Sims, 1979  
Career: 8191, Dale Hatcher, 1981-84

## PUNT RETURNS

### MOST PUNT RETURNS

Game: 10, Shad Bryant vs. Furman, 1939  
Season: 34, Billy Davis, 1981  
Career: 88, Marion Butler, 1941-42-43-45

### MOST YARDS PUNT RETURNS

Game: 167, Don Kelley on 4 returns vs. Maryland, 1970  
Season: 487, Shad Bryant on 27 returns, 1938  
Career: 779, Shad Bryant, 1937-39

### AVERAGE PUNT RETURN

Game: (Min. 2 Ret.) 51.0 (102 on 2), Richie Luzzi vs. Georgia, 1968  
Season: (Min. 10 Att) 16.9 Bobby Gage (12-203), 1948  
Career: (Min. 20 Att.): 17.5 Streak Lawton (26-456), 1934-36

### RETURN YARDAGE (PR & INT)

Game: 223, Don Kelley vs. Maryland, 1970  
Season: 545, Don Kelley, 1970  
Career: 820, Shad Bryant (779 PR, 41 IR), 1937-39

### PUNT RETURNS FOR TOUCHDOWN

Game: 1 by many  
Season: 2 by Shad Bryant, 1938  
by Don Kelley, 1970  
by Donnell Woolford, 1987  
Career: Same as for season

### MOST BLOCKED PUNTS

Quarter: 2, Mitch Belton vs. Maryland (2nd), 1989  
Game: 2, Wingo Avery vs. The Citadel, 1954  
2, Mitch Belton vs. Maryland, 1989  
Season: 3, Mitch Belton, 1989  
Career: 3, Mitch Belton, 1989-90

### MOST BLOCKED FIELD GOALS

Game: 1 by many  
Season: 2 by Terrance Dixon, 1992  
Career: 2 by many

## KICKOFF RETURNS

### MOST KICKOFF RETURNS

Game: 7, John Shields vs. Alabama, 1969  
Season: **29, Andre Humphrey, 1993**  
Career: 66, Ray Williams, 1983-86

### MOST YARDS KICKOFF RETURNS

Game: 174, David Thomas on 5 returns vs. Ga. Tech, 1972  
Season: **663, Andre Humphrey, 1993**  
Career: **1373, Andre Humphrey, on 62 returns, 1992-94**

### KICKOFF RETURN FOR TOUCHDOWN

Game: 1 by five players. Last- Doug Thomas vs. Maryland 1990  
Season: 2, Doug Thomas, 1990  
Career: 2 Doug Thomas, 1987-90

### AVERAGE KICKOFF RETURN

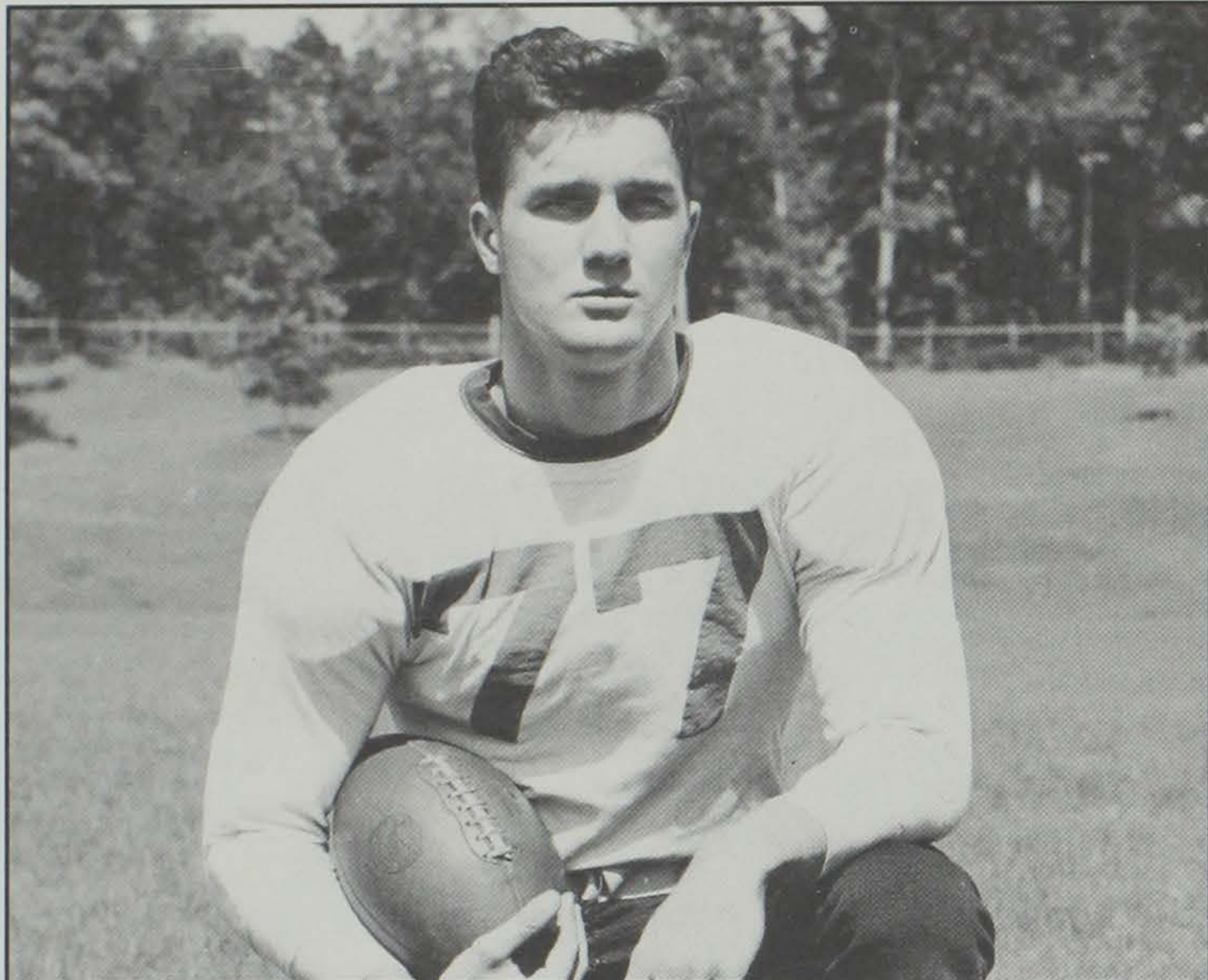
Game: (Min. 2 ret.) 60.0, Terrance Roulhac (120 on 2), 1986  
Season: (Min 10 ret.) 33.0, Terrance Roulhac (17-561), 1986  
Career: (Min. 20 ret.) 26.7, Joe Henderson (30-802), 1987-89

## SCORING

### MOST POINTS SCORED

Game: 33, Maxcey Welch vs. Newberry, 1930  
Season: 107, Chris Gardocki, 1989  
Career: 301, Nelson Welch, 1991-94





**Bobby Gage accounted for five touchdowns against Auburn in 1947.**

#### POINTS PER GAME

Season: 10.2, Fred Cone (92 in 9 games), 1950  
Career: 7.25, Chris Gardocki (261 in 36 games), 1988-90

#### MOST TOUCHDOWNS

Game: 5, Stumpy Banks vs. Furman, 1917 (all-rushing), Maxcey Welch vs. Newberry, 1930 (all rushing)  
Season: 17, Lester Brown, 1978 (all rushing)  
Career: 32, Lester Brown, 1976-79 (31 rush, 1 receiving)

#### MOST TOUCHDOWNS RUN AND PASS

Game: 5, Maxcey Welch vs. Newberry, 1930; Bobby Gage vs. Auburn, 1947; Stumpy Banks vs. Furman, 1917  
Season: 19, Mark Fellers, 1974  
Career: 44, Steve Fuller, 1975-78

#### DIFFERENT WAYS SCORING A TOUCHDOWN

Season: 4, Bobby Gage, 1947 (run, pass, reception, KOR); Ray Mathews, 1948 (run, pass, reception, PR)

#### LONGEST SCORING LATERAL

Game: 65 yards, Don Willis to Shad Bryant vs. George Washington, 1938

#### LONGEST FUMBLE RETURN

Non-Scoring: 83 yards, Tim Childers vs. W. Carolina, 1982  
Scoring: 91 yards, Michael Barber vs. UTC, 1992

#### MOST EXTRA POINTS MADE

Game: 11 (of 11), W.C. Forsythe vs. Bingham, 1898; 9 (of 10), Tommy Chandler vs. Presbyterian, 1949 (modern record)  
Season: 44, (of 46), Obed Ariri, 1978  
Career: 107 (of 109), Bob Paulling, 1979-81-82-83

#### MOST EXTRA POINTS ATTEMPTED

Game: 11, W.C. Forsythe vs. Bingham, 1898  
Season: 47, Charles Radcliffe, 1950  
Career: 109, Bob Paulling, 1979-81-82-83

#### BEST EXTRA POINT PERCENTAGE

Season: 1.000, (41-41) Donald Igwebuike, 1984; 1.000 (32-32) Bob Paulling, 1982; 1.000 (34-34) David Treadwell, 1986; (25-25) David Treadwell, 1985; 1.000 (41-41), Chris Gardocki, 1989; 1.000 (30-30), Chris Gardocki, 1990; Nelson Welch (14-14), 1994  
Career: 1.000 (43-43), Donald Igwebuike, 1981-84; (72-72) Chris Gardocki, 1988-90

#### MOST CONSECUTIVE EXTRA POINTS

72, Chris Gardocki (1 in 1988, all 41 in 1989, 30 in 1990)  
70, Bob Paulling (Last 3 in 1981, all 32 in 1982, and first 35 of 1983)  
63, David Treadwell (all 25 in 1985, all 34 in 1986, first 4 of 1987)

#### MOST FIELD GOALS ATTEMPTED

Game: 6, Chris Gardocki vs. Georgia Tech, 1990  
6, Nelson Welch vs. N.C. State, 1991, vs. Maryland, 1992  
Season: 32, Chris Gardocki, 1988  
Career: 102, Nelson Welch, 1991-94

#### MOST FIELD GOALS

Game: 5, Nelson Welch vs. N.C. State, 1991, vs. Maryland, 1992, vs. No. Carolina, 1994  
Season: 23, Obed Ariri, 1980  
Career: 72, Nelson Welch, 1991-94

#### BEST FIELD GOAL PERCENTAGE

Game: 1.000 (5-5) Nelson Welch vs. North Carolina, 1994  
Season: .941, Donald Igwebuike (16-17), 1984  
Career: .829, Bob Paulling (34-41), 1979-81-82-83

#### MOST KICK-SCORING POINTS

Game: 17, Nelson Welch vs. N.C. State, 1991 (5 FGs, 2 PATs)  
Season: 107, Chris Gardocki, 1989  
Career: 301, Nelson Welch, 1991-94

#### MOST MULTIPLE FIELD GOAL GAMES

Season: 8, Obed Ariri, 1980; Chris Gardocki, 1989  
Career: 25, Nelson Welch, 1991-94

#### MOST CONSECUTIVE FIELD GOALS KICKED

Season: 14, Obed Ariri, 1980

#### CONSECUTIVE GAMES KICKING A FIELD GOAL

Career: 15, Obed Ariri (Last 6 games of 1979, First 9 games of 1980)  
15, Chris Gardocki (Last 6 of 1988, First 9 of 1989)

#### MOST YARDS ON MADE FIELD GOALS

Game: 192, Nelson Welch (31, 42, 32, 46, 41) vs. N.C. State, 1991  
Season: 769, Chris Gardocki (made 22 FG), 1990  
Career: 2,370, Nelson Welch (Made 72), 1991-94

#### LONGEST AVERAGE MADE FG

Game: (Min. 3 made) 45.0, Bob Paulling (46, 43, 46) vs. N. Carolina, 1982  
Season: (Min. 10 made) 38.3, Donald Igwebuike (16-612), 1984  
Career: (Min. 20 made) 38.6, Donald Igwebuike (32-1237), 1981-84

#### MOST FIELD GOALS 40 YARDS OR MORE

Game: 3, Bob Paulling (46, 43, 46) vs. North Carolina, 1982  
3, Nelson Welch (42, 46, 41) vs. N. C. State, 1991  
Season: 10, Chris Gardocki (10-14), 1989  
Career: 23, Chris Gardocki (23-39), 1988-90

#### LONGEST AVERAGE FIELD GOAL ATTEMPT

Game: (Min. 3) 53.3 (3-160) by Obed Ariri vs. Pittsburgh 1977  
Season: (Min. 10 att.) 45.4 (20-908) by Obed Ariri, 1977  
Career: (Min. 30 Att.) 41.7 (43-1792) by Donald Igwebuike, 1981-84

#### MOST FIELD GOALS 50 YARDS OR MORE

Game: 1 by many  
Season: 2, by Donald Igwebuike, 1984  
2, by Chris Gardocki, 1988  
2, by Nelson Welch, 1992  
Career: 5, by Chris Gardocki, 1988-90  
5, by Donald Igwebuike, 1981-84

#### HIGHEST PERCENTAGE FIELD GOALS, 40 YARDS OR MORE

Game: (Min. 3 Made), 1.000 (3-3) by Bob Paulling vs. UNC, 1982  
Season: (Min. 10 Made), .818 (9-11) by Nelson Welch, 1992  
(Min. 8 Made), 1.000 (8-8) by Donald Igwebuike, 1984  
Career: (Min. 10 Made), .609 (14-23) by Donald Igwebuike, 1981-84



## RUSHING

### MOST RUSHES

Game: 78 vs. Duke, 1979  
Season: 741 in 1978  
Per Game: 61.8 (741 in 12 games), 1978

### MOST RUSHING YARDS

Game: 615 vs. Georgia Tech, 1903  
536 vs. Wake Forest, 1981  
Season: 3469 in 1978  
Per Game: 289.1 (3469 in 12 games), 1978  
200-Yard Games: 11 in 1978 and 1986  
300-Yard Games: 5 in 1978

### Rushing Yards/Attempt

Game: 7.898 (68-536) vs. Wake Forest, 1981  
Season: 5.25 (504-2648) in 1950

## PASSING

### Most Attempts

Game: 55 at Maryland, 1992  
Season: 302 in 1970  
Per Game: 27.5 (302 in 11 games), 1970

### Fewest Attempts

Game: 0 vs. South Carolina, 1956  
Season: 65 in 1938  
Per Game: 7.22 (65 in 9 games), 1938

### Most Completions

Game: 25 vs. Florida State, 1970, at Maryland, 1992  
Season: 145 in 1970  
Per Game: 13.2 (145 in 11 games), 1970

### Fewest Completions

Game: 0 vs. George Washington, 1938; Presbyterian, 1942 and 1953;  
South Carolina 1943, 1944, 1952, 1956; Fordham 1952; VPI 1956  
Season: 21 in 1944  
Per Game: 2.33 (21 in 9 games), 1944



Frank Howard watches film with Booty Payne, Carroll Hambright and Hank Craig in 1940, Howard's first year. Clemson's 1940 team had a +2.11 turnover margin per game. The record has stood for 55 years.

1995 Clemson Football

### Yards Per Attempt

Game (min 15): 17.5 (16-280) vs. Furman, 1947  
Season: 9.8 (126-1233) in 1950

### Yards Per Completion

Game (min 10): 25.5 (11-280) vs. Furman, 1947  
Season: 23.3 (53-1233) in 1950

### Lowest Interception Percentage

Game: 0.00 (30 attempts, 0 int) vs. VPI, 1985; vs. Duke 1994  
Season: 2.00% (4-201) in 1988  
Fewest Int/G: 0.33 (4 in 12 games) in 1988

### Most Yards Passing

Game: 364 vs. Duke, 1963  
Season: 1858 in 1984  
Per Game: 175.5 (1755 in 10 games), 1969  
200-Yard Games: 4 in 1969, 1970  
300-Yard Games: 1 in 1963, 1965, 1966, 1975

### Fewest Yards Passing

Game: 0, many times, last vs. VPI, 1956  
Season: 346 in 1956  
Per Game: 31.45 (346 in 11 games) in 1956

### Completion Percentage

Game (min 15 att): 88.24 (15-17) vs. The Citadel, 1978  
Season: 60.00 (117-195) in 1989

### Passing Efficiency

Game (min 15 att): 269.4 (15-17-245-1-0) vs. The Citadel, 1978  
Season: 148.23 (53-126-1233-14-8), 1950

### Most Passes Had Intercepted

Game: 7 vs. South Carolina, 1945  
Season: 24 in 1969  
Per Game: 2.4 (24 in 10 games) 1969

## TOTAL OFFENSE

### Total Plays

Game: 98 at Maryland (55 pass, 43 rush), 1992  
Season: 946 in 1978  
Per Game: 78.8 (946 in 12 games), 1978

### Total Offense

Game: 756 vs. Wake Forest, 1981  
Season: 5134 in 1978  
Per Game: 427.8 (5134 in 12 games), 1978  
400-yard Games: 7 (1950, 1978, 1982)  
500-yard Games: 3 (1950, 1978, 1988)

### Yards Per Play

Game: 8.7 (87-756) vs. Wake Forest, 1981  
Season: 6.16 (630-3881) in 1950

### Fewest Turnovers

Game: 0 vs. many (Last vs. Georgia Tech, 1994))  
Season: 8 in 1940  
Per Game: 0.89 (8 in 9 games), 1940

### Turnover Margin

Game: +7 vs. Duke, 1968; vs. Georgia, 1981  
Season: +23 (15-38) in 1989 (12 games)  
Per Game: +2.11 (+19 in 9 games) in 1940

## SCORING

### Most Touchdowns

Game: 12 vs. Wake Forest, 1981  
Season: 48 in 1950  
Per Game: 4.8 (48 in 10 games), 1950


### Most TD's Rushing

Game: 11 vs. Presbyterian, 1948  
Season: 39 in 1978  
Per Game: 3.5 (35 in 10 games), 1950

### Most TDs Passing

Game: 4 vs. Auburn, 1947





**Clemson scored 48 touchdowns using the single wing offense in 1950**

Season: 17 in 1984  
Per Game: 1.55 (17 in 11 games), 1984

#### Most TDs by Return

Game: 2 vs. Georgia Tech, 1987 (1 punt, 1 kickoff)  
2 vs. Long Beach State, 1990 (1 kickoff, 1 interception)  
2 vs. Citadel, 1954 (1 interception, 1 blocked punt)  
2 vs. Maryland, 1970 (1 punt, 1 interception)  
Season: 7 in 1990 (4 by interceptions, 2 kickoffs, 1 fumble)  
Per Game: 0.58 (7 in 12 games), 1990

#### Most TDs by Punt Returns

Game: 3 vs. Georgia, 1914 (modern mark: 1 vs. many)  
Season: 3 in 1914 (modern mark: 2 in 1938, 1948, 1954, 1970, 1987)  
Per Game: 0.22 (2 in 9 games) 1938

#### Most TDs by Kickoff Returns

Game: 1 by many teams  
Season: 2 in 1990  
Per Game: 0.17 (2 in 12 games), 1990

#### Most TDs by Interception Returns

Game: 1 by many  
Season: 4 in 1990  
Per Game: 0.33 (3 in 9 games) 1940; 0.33 (4 in 12 games) 1990

#### Points

Game: 122 vs. Guilford, 1901  
94 vs. Furman, 1915  
82 vs. Wake Forest, 1981  
Season: 368 in 1978, 1989  
Per Game: 32.9 (329 in 10 games), 1950

#### Field Goals

Game: 5 vs. N.C. State, 1991; at Maryland, 1992; at N. Carolina, 1994  
Season: 23 in 1980  
Per Game: 2.09 (23 in 11 games) in 1980

#### Field Goal Attempts

Game: 6 vs. Georgia, 1983; vs N.C. State, 1991; at Maryland, 1992  
Season: 32 in 1988  
Per Game: 2.72 (30 in 11 games), 1980

#### Field Goal Percentage

Game: 1.000 (5-5) vs. North Carolina, 1994  
Season: .944 (17-18) in 1984

#### Most Extra Points

Game: 10 vs. Presbyterian 1945; Wake Forest, 1981  
Season: 44 in 1978

#### Extra Point Percentage

Game (min. 7): 1.000 vs. many (Last vs. Duke, 7-7, 1988)  
Season: 1.000 (32-32); (25-25, 1985), (34-34, 1986)); (42-42, 1989); (33-33), 1990

#### Extra Points Attempted

Game: 12 vs. Wake Forest, 1981  
Season: 48 in 1950

## SPECIAL TEAMS

#### Most Punts

Game: 17 vs. South Carolina, 1943  
Season: 91 in 1939  
Per Game: 10.0 (90 in 9 games), 1945

#### Punting Yards

Game: 504 vs. Tulane, 1939  
Season: 3731 in 1939  
Per Game: 373.1 (3731 in 10 games), 1939

#### Punting Average

Game: (min 3 att): 56.6 (3-170) vs Wake Forest, 1986  
Season: 43.98 (56-2463) in 1984

#### Most Punt Returns

Game: 11 vs. George Washington, 1941; Georgia Tech, 1987  
Season: 53 in 1945, 1987  
Per Game: 5.77 (52 in 9 games), 1941

#### Most Punt Return Yards

Game: 227 vs. Georgia Tech, 1987  
Season: 720 in 1987  
Per Game: 64.8 (584 in 9 games), 1938

#### Best Punt Return Average

Game (min 3 ret): 41.8 (4-167) vs. Maryland, 1970  
Season: 17.1 (37-634), 1948

#### Most Kickoff Returns

Game: 10 vs. Georgia Tech, 1944  
Season: 57 in 1970, 1946  
Per Game: 6.33 (57 in 9 games), 1946

#### Most Kickoff Return Yards

Game: 198 vs. Florida, 1952; at Maryland, 1992  
Season: 1187 in 1970  
Per Game: 107.9 (1187 in 11 games), 1970

#### Best Kickoff Return Average

Game (min 3 ret) : 41.7 (3-120) vs. Virginia, 1986  
Season: 25.1 (39-977) in 1986

## MISCELLANEOUS

#### Penalties

Game: 18 vs. Duke, 1983  
Season: 104 in 1987  
Per Game: 8.67 (104 in 12 games), 1987

#### Penalty Yardage

Game: 180 vs. Furman, 1964  
Season: 938 in 1987  
Per Game: 69.9 (839 in 12 games), 1987

#### Time of Possession

Game: 42:58 vs. North Carolina, 1992  
Season: 410:57 (12 games), 1989  
Per Game: 34:15 (410:57 in 12 games), 1989

#### Fumbles

Game: 14 vs. Presbyterian, 1953  
Season: 49 in 1963  
Per Game: 4.9 (49 in 10 games), 1963



**Fumbles Lost**

Game: 5 vs. many teams  
 Season: 26 in 1963, 1975  
 Per Game: 2.6 (26 in 10 games), 1963

**Fewest Fumbles**

Game: 0 vs. many teams  
 Season: 13 in 1938  
 Per Game: 1.44 (13 in 9 games), 1938

**Fewest Fumbles Lost**

Game: 0 vs. many teams  
 Season: 2 in 1994  
 Per Game: 0.18 (2 in 11 games), 1994

**Third Down Conversion %**

Game: 1.000 (12-12) vs. Wake Forest, 1981  
 Season: .516 (99-192), 1978

**First Downs**

Game: 35 vs. Wake Forest, 1981  
 Season/Game: 22.75 (273 in 12 games), 1978  
 Season: 273, 1978

**First Downs Rushing**

Game: 27 vs. Presbyterian, 1957; Wake Forest 1981  
 Season: 192 in 1978  
 Per Game: 16.0 (192 in 12 games), 1978

**First Downs Passing**

Game: 17 vs. North Carolina, 1965  
 Season: 89 in 1969  
 Per Game: 8.9 (89 in 10 games), 1969

**DEFENSIVE****RUSHING****Fewest Rushing Yards Allowed**

Game: -21 vs. Furman, 1941  
 Season: 733 in 1991  
 Per Game: 61.1 in 1991

**Fewest Rushing Yards/Attempt**

Game: -1.48 vs. Furman, 1941  
 Season: 1.82 (402-733) in 1991

**Fewest Rushing Attempts**

Game: 14 vs. Presbyterian, 1941  
 Season: 334 in 1941  
 Per Game: 33.4 (334 in 10 games), 1941

**PASSING****Fewest Pass Attempts Allowed**

Game: 0 vs. many teams  
 Seasons: 105 in 1938  
 Per Game: 10.9 (109 in 10 games), 1939

**Fewest Completions**

Game: 0 vs. many teams (Last time vs. Rice, 1959)  
 Season: 32 in 1939  
 Per Game: 3.2 (32 in 10 games), 1939

**Fewest Passing Yards**

Game: 0 vs. many teams (Last time vs. Rice, 1959)  
 Season: 449 in 1939

**Lowest Opponent completion Percentage**

Game: .000 (0-13) vs. Rice, 1959  
 Season: .294 in 1939

**Interceptions**

Game: 6 vs. South Carolina, 1971  
 Season: 25 in 1951  
 Per Game: 2.50 (25 in 10 games), 1951

**Interception Return Yards**

Game: 143 (4 int) vs. Maryland, 1970  
 Season: 361 in 1951  
 Per Game: 36.1 in 1951 (10 games)

**SPECIAL TEAMS****Lowest Kickoff Return Yards**

Game: 0 on many occasions  
 Season: 346 in 1976

**Lowest KOR Yards/Attempt**

Game: 0.0 on many occasions  
 Season: 14.7 in 1952

**Lowest Punt Return Yards**

Game: 0 vs. many teams  
 Season: 63 in 1957

**Lowest Punt Return Yards/Attempt**

Game: 0.0 vs. many teams  
 Season: 2.7 (24-65) in 1977

**Most Punts Blocked**

Game: 2 vs. Maryland, 1989; 2 vs. The Citadel, 1954  
 Season: 5 in 1944  
 Season/G 0.56 in 1944 (5 in 9 games)

**SCORING****Fewest Points Allowed**

Game: 0 many times  
 Season: 45 in 1939  
 Per Game: 4.5 in 1939

**Fewest Touchdowns Allowed**

Game: 0 many times  
 Season: 6 in 1939  
 Per Game: 0.6 (6 in 10 games), 1939

**Fewest Rushing Touchdowns Allowed**

Game: 0 vs. many  
 Season: 5 in 1938, 1939, 1979, 1981  
 Per Game: 0.42 (5 in 12 games), 1979, 1981

**Fewest Passing Touchdowns Allowed**

Game: 0 vs. many  
 Season: 0 in 1951  
 Per Game: 0.0 (0 in 10 games), 1951

**MISCELLANEOUS****Most Sacks**

Game: 10 vs. Maryland, 1979; vs. Duke, 1992  
 Season: 46 (279 yards) in 1992  
 Per Game: 4.18 (46 in 11 games), 1992

**Most Passes Broken Up**

Game: 18 vs. The Citadel, 1986  
 Season: 96 in 1989  
 Per Game: 8.0 (96 in 12 games), 1989

**Most Recovered Fumbles**

Game: 6 vs. Duke, 1965  
 Season: 21 in 1956  
 Per Game: 1.91 (21 in 11 games), 1956

**Fewest Firstdowns**

Game: 0 vs. The Citadel, 1948  
 Season: 80 in 1939  
 Per Game: 8.0 in 1939

**Tackles For Loss**

Game: 19 vs. N.C. State, 1987  
 Season: 119 (for 492 yards) in 1991  
 Per Game: 9.91 (119 in 12 games) in 1991

**Turnovers Forced**

Game: 9 vs. Georgia, 1981  
 Season: 41 in 1981  
 Per Game: 3.42 (41 in 12 games), 1981

**TOTAL DEFENSE****Lowest Total Plays**

Game: 29 vs. Furman, 1939  
 Season: 462 in 1943  
 Per Game: 52.0 (468 in 9 games), 1940

**Lowest Total Offense**

Game: -12 vs. Furman, 1948  
 Season: 1575 in 1939  
 Per Game: 157.5 in 1939

**Lowest Total Offense/Play**

Game: -0.34 vs. Furman, 1948  
 Season: 3.03 in 1939



Clemson forced nine Georgia turnovers in the Tigers 13-3 win over #4 ranked Georgia in 1981.



# Longest Plays

## CLEMSON'S LONGEST PLAYS

Yds.	Player(s)	Type Play	Site, Opp., Score	Date
108	Richie Luzzi	Missed FG Rtn.	a-Georgia (13-31)	9/28/68
102	Don Kelley	Intcp. Rtn.	h-Duke (10-21)	10/24/70
100	John Maxwell	KO Rtn.	2-Cumberland (11-11)	11/26/03
99	Bill Mathis	KO Rtn.	a-GA Tech (6-16)	10/3/59
98	Doug Thomas	KO Rtn.	h-Long Beach St. (59-0)	9/1/90
98	Doug Thomas	KO Rtn.	3-Maryland (18-17)	9/15/90
98	Hal Davis	KO Rtn.	h-Georgia (16-24)	10/13/62
97	Mark Fellers			
	Craig Brantley	Pass	h-Virginia (28-9)	11/16/74
95	Joe Henderson	KO Rtn.	h-Georgia Tech (33-12)	6/26/87
94	Rex Varn	Intcp. Rtn.	a-N.C. State (33-10)	10/28/78
93	Rex Varn	Intcp. Rtn.	h-Maryland (14-21)	9/10/77
91	Mike Barber	Fumble Rtn.	h - UTC (54-3)	10/3/92
90	Banks McFadden	Rush	h-Presbyterian (18-0)	9/23/39
90	Shad Bryant	Punt Rtn.	1 - G. Washington (7-7)	10/8/38
90	Bobby Gage	Punt Rtn.	h-N.C. State (6-0)	10/2/48
90	Jimmy Quarles	Intcp. Rtn.	a-Rice (20-14)	9/29/51
90	Buck George	Rush	a-Furman (32-14)	11/17/51
89	Derrick Witherspoon	Rush	h-Maryland (29-0)	10/30/93
89	Darnell Stephens	Punt Rtn.	h-Maryland (40-7)	11/16/91
89	Bobby Gage	KO Rtn.	a-Duquesne (34-13)	11/15/47
89	Wesley McFadden	Rush	a-Virginia Tech (22-10)	9/12/87
88	Bobby Gage	Rush	h-Presbyterian (76-0)	9/22/45
88	Mack Matthews	Punt Rtn.	a-W. Forest (24-7)	10/6/62
88	Terrence Flagler	Rush	a-W. Forest (28-20)	11/1/86
87	Billy Hair	Rush	h-Furman (57-2)	11/18/50
87	Steve Fuller			
	Jerry Butler	Pass	a-Maryland (28-24)	11/18/78
85	Don Kelley	Punt Rtn.	a-Maryland (24-11)	10/31/70
83n	Tim Childers	Fumble Rtn.	h-W. Carolina (21-10)	9/25/82
82	Chuck McSwain	Rush	a-Virginia (48-0)	10/9/82
81n	Terrance Roulhac	KO Rtn.	a-Ga. Tech (27-3)	9/27/86
81	Derrick Witherspoon	Rush	h-App. St. (48-0)	9/22/90
81	Jackie Calvert	Rush	a-Missouri (34-0)	9/30/50
81	Ken Moore	Punt Rtn.	1-W. Forest (32-20)	10/30/54
81	Billy Lott			
	Perry Tuttle	Pass	h-Furman (21-0)	9/8/79
81	Joel Wells			
	Joe Pagliei	Pass	a-South Carolina (8-13)	10/21/54
80n	Buddy Gore	KO Rtn.	h-Duke (9-6)	10/15/66
80	Jimmy Addison			
	Edgar McGee	Pass	a-W. Forest (23-21)	10/29/66
80	Jay Washington	Rush	a-Ga Tech (21-29)	9/29/73
80	Willie Jordan			
	Craig Brantley	Pass	a-Ga Tech (28-33)	9/27/75
80	Homer Jordan			
	Perry Tuttle	Pass	h-Wofford (45-10)	9/5/81
1-Charlotte, NC		n-non-scoring play	2-Montgomery, AL	

## OPPONENTS' LONGEST PLAYS

YDS.	Player(s)	Type Play	Site, Opp., Score	Date
100	Larry Fallen	KO Rtn.	h-Virginia Tech (38-7)	10/7/78
98	Doug Kotar	KO Rtn.	h-Kentucky (10-13)	9/11/71
98	Steve Atkins	Rush	a-Maryland (28-24)	11/18/78
98n	Scott Woerner	Intcp. Rtn.	a-Georgia (16-20)	9/20/80
97	Dick Christy	KO Rtn.	h-N.C. State (7-13)	10/5/57
97	Gene Washington	KO Rtn.	a-Georgia (14-31)	9/22/73
96	Quinton McCracken	KO Rtn.	h-Duke (49-17)	10/15/88
94n	Bennett-Richardson	KO Rtn.	h-S. Carolina (7-33)	11/19/94
92	John Schultz	KO Rtn.	h-Maryland (20-22)	11/15/75
92	Jon Jeffries	KO Rtn.	a-Virginia Tech (22-10)	9/12/87
90	Marcus Mickel	KO Rtn.	a-Virginia Tech (27-7)	9/16/89
90	Floyd Reid	Punt Rtn.	a-Georgia (0-20)	9/28/45
90	Dick Nolan	Punt Rtn.	h-Maryland (0-20)	10/3/53
88	Bennie Faloney	KO Rtn.	h-Maryland (0-20)	10/3/53
87	Dennis Tabron	Intcp. Rtn.	h-Duke(17-34)	10/18/80
87n	Kevin Tisdell	KOR	a-Georgia Tech (19-21)	10/13/90
85	Matt Robinson-Gene Washington	Pass	h-Georgia (0-41)	9/18/76
85	Gary Schofield-Tim Ryan	Pass	2-Wake Forest (21-17)	11/27/82
84n	Carroll McClain	Punt Rtn.	a-S. Carolina (28-14)	10/20/55
84	Mike Voight	Rush	h-N. Carolina (23-27)	11/6/76
83	Ernie Arizzi	Pass Intcp.	h-Maryland (21-6)	11/16/63
83	Derrick Brooks	Fumble	a - Florida State (0-57)	9/11/93
81	Shawn Jones-Hector Rodriguez	Pass	h-Georgia Tech (14-30)	10/14/89
81	Willie Burden	Rush	h-N.C. State (23-31)	11/20/71
81	Mark Franklin	Intcp. Rtn.	a-N.C. State (35-34)	10/27/84
80	Bobby Hall	Rush	a-N.C. State (24-19)	11/2/68
1-Miami, FL (Orange Bowl)			2-Tokyo, Japan (Mirage Bowl)	

## LONGEST CLEMSON RUNS FROM SCRIMMAGE

Yds.	Name	Site, Team, Score	Date
90	Banks McFadden, TB	h-Presbyterian (18-0)	9/23/39
90	Buck George, TB	a-Furman (34-14)	11/17/51
89	Derrick Witherspoon	h-Maryland (29-0)	10/30/93
89	Wesley McFadden, TB	a-Virginia Tech (22-10)	9/12/87
88	Bobby Gage, TB	h-Presbyterian (76-0)	9/22/45
88	Terrence Flagler, TB	a-Wake Forest (28-20)	11/1/86
87	Billy Hair, TB	h-Furman (57-2)	11/18/50
82	Chuck McSwain, TB	a-Virginia (48-0)	10/9/82
81	Derrick Witherspoon, TB	h-App. St (48-0)	9/22/90
81	Jackie Calvert, TB	a-Missouri (34-0)	9/30/50
80	Jay Washington, TB	a-Georgia Tech (21-29)	9/29/73
77n	Cliff Austin, TB	a-Duke (38-10)	10/17/81
75	Steve Fuller, QB	h-Virginia Tech (38-7)	10/7/78
74	Don King, TB	a-Fordham (12-12)	11/8/52
73	Terry Allen, TB	a-Florida State (34-23)	9/9/89
72	Craig Crawford, TB	h-Wake Forest (82-24)	10/31/81

n-Denotes did not score on the play

## LONGEST OPPONENT RUNS FROM SCRIMMAGE

Yds.	Name	Site, Team, Score	Date
98	Steve Atkins	a-Maryland (28-24)	11/18/78
84	Mike Voight	h-N. Carolina (23-27)	11/6/76
81	Willie Burden	h-N.C. State (23-31)	11/20/71
80	Bobby Hall	a-N.C. State (24-19)	11/2/68
79n	Tyrone Barbour	a - N.C. State (6-20)	10/24/92
78	Terry Henley	h-Auburn (0-44)	10/10/70
78	Bubba Bean	h-Texas A&M (15-30)	10/6/73
78n	LeRoy Butler	h-Fla. State (21-24)	9/17/88
77	Spencer Clark	a-S. Carolina (31-27)	11/19/77
76	Curtis Johnson	h-North Carolina (40-7)	11/7/92
73	Ray Goff	h-Georgia (0-41)	9/18/76
72n	Kent Merritt	h-Virginia (32-27)	10/13/73
71	Kent Merritt	1-Virginia (32-15)	10/16/71
70	Nick Pacello	h-Duquesne (53-20)	11/4/50
70	Mark Leggett	a-Duke (6-21)	10/22/60
70	Jim Fauver	a-TCU(10-14)	10/24/74
1-Richmond, VA (Tobacco Bowl)			

## LONGEST CLEMSON PASS PLAYS FROM SCRIMMAGE

Yds.	Players	Site, Team, Score	Date
97	Mark Fellers-Craig Brantley	h-Virginia (28-9)	11/16/74
87	Steve Fuller-Jerry Butler	a-Maryland (28-24)	11/18/78
81	Joel Wells-Joe Pagliei	a-South Carolina (8-13)	10/21/54
81	Billy Lott-Perry Tuttle	h-Furman (21-0)	9/8/79
80	Jimmy Addison-Edgar McGee	a-Wake Forest (23-21)	10/29/66
80	Willie Jordan-Craig Brantley	a-Georgia Tech (28-33)	9/27/75
80	Homer Jordan-Perry Tuttle	h-Wofford (45-10)	9/5/81
79	DeChane Cameron-Gary Cooper	h-Duke (49-17)	10/15/88
78	Steve Fuller-Craig Brantley	h-Tulane (13-17)	9/13/75
77	Patrick Sapp-Terry Smith	h-UTC (54-3)	10/3/92
76	Banks McFadden-Joe Blalock	h-Wake Forest (20-7)	11/11/39
76	Mike Eppley-Terrance Roulhac	h-N. Carolina (20-12)	10/20/84
75	Jimmy Addison-Jacky Jackson	h-Virginia (40-35)	9/24/66
75	Tommy Kendrick-Don Kelley	1-Virginia (32-15)	10/16/71
75	Homer Jordan-Perry Tuttle	h-Wake Forest (82-24)	10/31/81
75	Mike Eppley-Ray Williams	h-N. C. State (27-17)	10/22/83
1-Richmond, VA (Tobacco Bowl)		2-Houston, TX (Bluebonnet Bowl)	

## LONGEST OPPONENT PASS PLAYS FROM SCRIMMAGE

Yds.	Players	Site, Team, Score	Date
85	Matt Robinson-Gene Washington	h-Georgia (0-41)	9/18/76
85	Gary Schofield-Tim Ryan	1-Wake Forest (21-17)	11/27/82
81	Shawn Jones-Hector Rodriguez	h-Georgia Tech (14-30)	10/14/89
78n	Bob Schneidenbach-Ed Lutes	2-Miami (FL) (15-14)	1/1/51
78	James Jackson-Fred Lane	a- Georgia (31-28)	9/20/86
78	Danny Kannell-Lonnie Johnson	a-Florida St (0-57)	9/11/93
77	Larry Rakestraw-Frank Lankewicz	h-Georgia (16-24)	10/13/62
77	Jim Rossi-Ray Barlow	h-N. C. State (3-7)	10/5/63
77n	Todd Ellis-Ryan Bethea	a-South Carolina (7-20)	11/21/87
76	Terry Harvey-Eddie Goines	h-N.C. State (12-29)	9/10/94
75	Matt Blundin-Herman Moore	h-Virginia (34-20)	10/7/89
74n	Norm Snead-Neil McLean	h-W. Forest (33-31)	11/21/59
74	Larry Rakestraw-Donald Porterfield	h-Georgia (16-24)	10/13/62
72	Todd Ellis-Sterling Sharpe	h-S. Carolina (21-21)	11/22/86
72	Dave Brown-Brad Breedlove	1-Duke (33-21)	11/30/91
69	Geoff Bender-Eddie Goines	h-N.C. State (10/2/93)	10/2/93
69	Gary Black-Ronnie Jackson	h-N. Carolina (0-29)	11/7/64
69	John Kaleo-Jermaine Lewis	a-Maryland (23-53)	11/14/92
69n	Drew Walston-Chuck Herring	h-Duke (54-21)	10/20/84
1-Tokyo, Japan		2-Miami, FL (Orange Bowl)	

Doug Thomas had two 98-yard kickoff returns for TD in 1990.



### LONGEST CLEMSON KICKOFF RETURNS

Yds.	Player	Site, Team, Score	Date
100	John Maxwell	2-Cumberland (11-11)	11/26/03
99	Bill Mathis	a-Georgia Tech (6-16)	10/3/59
98	Doug Thomas	h-Long Beach St. (59-0)	9/1/90
98	Doug Thomas	3-Maryland ((18-17)	9/15/90
98	Hal Davis	h-Georgia (16-24)	10/13/62
95	Joe Henderson	h-Georgia Tech (33-12)	9/26/87
89	Bobby Gage	a-Duquesne (34-13)	11/15/47
81n	Terrance Roulhac	a-Georgia Tech (27-3)	9/27/86
80n	Buddy Gore	h-Duke (9-6)	10/15/66
76n	Buddy Gore	a-N. C. State (24-19)	11/2/68
75n	Terrance Roulhac	h-South Carolina (21-21)	11/22/86
72n	Billy Hair	1-Miami (FL) (0-14)	1/1/52
72n	Jack Anderson	h-S. Carolina (3-7)	11/23/68
1-Jacksonville, FL (Gator Bowl), 2-Montgomery, AL, 3 - Baltimore, MD			

### LONGEST OPPONENT KICKOFF RETURNS

Yds.	Player	Site, Team, Score	Date
100	Larry Fallen	h-Virginia Tech (38-7)	10/7/78
98	Doug Kotar	h-Kentucky (10-13)	9/11/71
97	Dick Christy	h-N. C. State (7-13)	10/5/57
97	Gene Washington	a-Georgia (14-31)	9/22/73
96	Quinton McCracken	h-Duke (49-17)	10/15/88
94	Bennett-Richardson	h-S. Carolina (7-33)	11/19/94
92	John Schultz	h-Maryland (20-10)	11/15/75
92	Jon Jeffries	a-Virginia Tech (22-10)	9/12/87
90	Marcus Mickel	a-Virginia Tech (27-7)	9/16/89
88	Bernie Faloney	h-Maryland (0-20)	10/3/53
87n	Kevin Tisdell	a-Georgia Tech (19-21)	10/13/90
80n	John Polanski	h-Wake Forest (20-7)	11/11/39
78	Leroy Gallman	h-Duke (26-7)	9/29/90
72n	John Polanski	h-Wake Forest (20-7)	11/11/39

### LONGEST CLEMSON PUNT RETURNS

Yds.	Player	Site, Team, Score	Date
108*	Richie Luzzi	a-Georgia (13-31)	10/28/68
90	Shad Bryant	1-Geo. Wash. (7-7)	10/8/38
90	Bobby Gage	h-N.C. State (6-0)	10/2/48
89	Darnell Stephens	h-Maryland (40-7)	11/16/91
88	Mack Matthews	a-Wake Forest (24-7)	10/31/70
85	Don Kelley	a-Maryland (24-11)	10/6/62
81	Ken Moore	1-Wake Forest (32-20)	10/30/54
78	Donnell Woolford	h-Georgia Tech (33-12)	9/26/87
75	Streak Lawton	2-Mercer (32-0)	11/17/34
75n	Willie Jordan	h-N.C. State (7-3)	10/22/77
74	Joe Pagliei	h-Presbyterian (33-0)	9/18/54
1-Charlotte, NC 2-Savannah, GA *-Missed Field Goal Return			

### LONGEST OPPONENT PUNT RETURNS

Yds.	Player	Site, Team, Score	Date
90	Floyd Reid	a-Georgia (0-20)	9/29/45
90	Dick Nolan	h-Maryland (0-20)	10/3/53
84n	Carroll McLain	a-S. Carolina (28-14)	10/20/55
79n	Jason Wallace	a-Virginia (7-20)	9/8/90
76	Nathaniel Lewis	h-Georgia (21-20)	9/19/87
76	Deion Sanders	h-Fla. State (21-24)	9/17/88
74	Mike Battle	a-Southern Cal (0-30)	10/22/66
73	Tyler Hellams	h-S. Carolina (3-7)	11/23/68
72	Brian Treggs	1-California (13-37)	1/1/92
71n	Phil Heisler	a-Furman (40-20)	11/26/55
70	Dick Zotti	a-Bost. Coll. (14-14)	9/26/53
69	Phil Lamm	h-N. Carolina (10-26)	11/4/72
1-at Orlando, FL (Citrus Bowl)			
n - indicates non-scoring play			

### LONGEST CLEMSON INTERCEPTION RETURNS

Yds.	Player	Site, Team, Score	Date
102	Don Kelley	h-Duke (10-21)	10/24/70
94	Rex Varn	a-N.C. State (33-10)	10/28/78
93	Rex Varn	h-Maryland (14-21)	9/10/77
90	Jimmy Quarles	a-Rice (20-14)	9/29/51
*83n	Tim Childers	h-W. Carolina (21-10)	9/25/82
77n	Rudy Hayes	h-Virginia Tech (21-6)	11/3/56
76	James Hough	h-Virginia Tech(35-0)	10/10/45
73	Wayne Simmons	a-Florida State (34-23)	9/9/89
73n	George Usry	h-Wake Forest (33-31)	11/21/59
68	Jewell McLaurin	a-Maryland (24-11)	10/31/70
68	Doug Brewster	a-Georgia Tech (30-13)	9/24/86
* Mid-Air Fumble Return			

### LONGEST OPPONENT INTERCEPTION RETURNS

Yds.	Player	Site, Team, Score	Date
98n	Scott Woerner	a-Georgia (16-20)	9/20/80
87	Dennis Tabron	h-Duke (17-34)	10/18/80
83	Ernie Arizzi	h-Maryland (21-6)	11/16/63
81	Mark Franklin	a-N.C. State (35-34)	10/27/84
76	Wyatt Washington	h-Tulane (13-17)	9/13/75
71	Don Golden	h-Georgia (0-28)	9/25/71
69	Bobby Robinson	h-Wake Forest (33-31)	11/21/59
68	George Atkins	h-Auburn (19-45)	11/21/53
68	Ernie Arizzi	a-Maryland (17-14)	11/17/62
61	Brad Edwards	h-South Carolina (21-21)	11/22/86

### CLEMSON'S LONGEST FIELD GOALS

Yds.	Player	Site, Team, Score	Date
*57	Chris Gardocki	h-App. St. (48-0)	9/22/90
*57	Obed Ariri	h-Wake Forest (26-0)	10/29/77
55	Donald Igwebuike	a-N.C. State (38-29)	10/23/82
55	Donald Igwebuike	a-Boston College (16-31)	9/10/83
53	Nelson Welch	a-Maryland (23-53)	11/14/92
53	Chris Gardocki	1-Maryland (18-17)	9/15/90
53	Donald Igwebuike	h-Duke(54-21)	10/20/84
52	Nelson Welch	a-Georgia Tech (16-20)	9/26/92
52	Eddie Seigler	a-South Carolina (17-7)	11/27/71
52	Eddie Seigler	a-Maryland (6-31)	11/11/72
52	Obed Ariri	a-Virginia (27-24)	10/11/80
52	Donald Igwebuike	h-Wake Forest (37-14)	11/3/84
52	Donald Igwebuike	h-Wofford (45-10)	9/5/81
52	Chris Gardocki	h-North Carolina (37-14)	11/5/88
51	Chris Gardocki	a-Maryland (49-25)	11/12/88
51	Chris Gardocki	h-Duke (26-7)	9/29/90
50	Bob Burgess	a-Duke (24-8)	10/10/73

\*-Indicates Atlantic Coast Conference record, 1 - at Baltimore, MD

### OPPONENTS LONGEST FIELD GOALS

Yds.	Player	Site, Team, Score	Date
60	Kevin Butler	a-Georgia (23-26)	9/22/84
*57	Vince Fusco	h-Duke (18-18)	10/16/76
54	Johnny Duncan	a-Georgia Tech (21-10)	10/4/69
54	Scott Haigler	a-South Carolina (24-17)	11/23/85
52	Roger Pruett	a-Auburn (13-35)	10/23/71
51	John Riley	a-Auburn (21-43)	10/14/67
51	Kevin Butler	a-Georgia (23-26)	9/22/84
50	Scott Sisson	a-Georgia Tech (16-20)	9/26/92
49	Mike Cofer	a-N.C. State (3-27)	10/25/86
49	Wilson Hoyle	h-Wake Forest (31-17)	10/31/87
48	Dean Biasucci	h-Western Carolina (21-10)	9/25/82
48	Kenny Miller	a-North Carolina (13-10)	11/7/87
48	Glen Connally	h-Furman (23-3)	9/10/88

\*-Indicates Atlantic Coast Conference record

### CLEMSON'S LONGEST PUNTS

Yds.	Player	Site, Team, Score	Date
81	Mitch Tyner	h-Texas A&M (15-30)	10/6/73
78	Chris Gardocki	h-South Carolina (24-15)	11/17/90
75	Banks McFadden	a-Army (6-21)	10/2/37
74	Joe Pagliei	a-South Carolina (7-14)	10/22/53
72	David Sims	h-Virginia (17-7)	10/6/79
71	David Sims	h-South Carolina (41-23)	11/25/78
70	Nelson Welch	a-N.C. State (6-20)	10/24/92
69	Butch Butler	a-Georgia Tech (21-7)	11/29/45
68	Sid Tinsley	a-Tulane (20-36)	11/18/44
68	Dale Hatcher	h-Wake Forest (37-14)	11/3/84
67	Sid Tinsley	a-Tulane (20-36)	11/18/44
67	Don Barfield	a-N.C. State (0-9)	9/26/64
67	Banks McFadden	n - Boston College (6-3)	1/1/40

### OPPONENT'S LONGEST PUNTS

Yd.	Player	Site, Team, Score	Date
81	Greg Davis	h-The Citadel (24-0)	10/4/86
80	Jay Feltz	a-South Carolina (9-13)	11/24/79
77	Gerald Burch	a-Georgia Tech (0-13)	11/8/58
70	Chuck Ramsey	h-Wake Forest (10-9)	10/30/71
69	Wayne Wolff	a-Wake Forest (28-7)	9/24/60
68	Dan Smith	a-Georgia Tech (6-16)	10/3/59
68	Tommy Barnhardt	a-North Carolina (16-3)	11/5/83
67	Ray Farris	a-North Carolina (27-0)	10/7/61



# Single Game Individual Bests

## HIGHEST INDIVIDUAL TOTAL OFFENSE GAMES BY CLEMSON

Yds	Player	Site, Opp., Score	Date
374 (141 rush, 233 pass)	Bobby Gage	h- Auburn (34-18)	11/22/47
335 (12 rush, 323 pass)	Thomas Ray	a - North Carolina (13-17)	11/6/65
322 (116 rush, 206 pass)	D. Cameron	a - South Carolina (41-24)	11/23/91
312 (100 rush, 212 pass)	Ken Pengitore	a - North Carolina (37-29)	11/10/73
312 (42 rush, 270 pass)	Homer Jordan	h - Maryland (21-7)	11/14/81
310 (83 rush, 227 pass)	Ken Pengitore	h- Virginia (32-27)	10/13/73
297 (174 rush, 123 pass)	Billy Hair	h- Presbyterian (53-6)	9/22/51
297 (113 rush, 184 pass)	Billy Hair	h - Auburn (34-0)	11/26/51
290 (47 rush, 243 pass)	Mike O'Cain	a - North Carolina (38-35)	11/8/75
289 (104 rush, 185 pass)	Billy Hair	h- Duquesne (53-20)	11/4/50
288 (37 rush, 251 pass)	Willie Jordan	a - Georgia Tech (28-33)	9/27/75

## HIGHEST INDIVIDUAL TOTAL OFFENSE GAMES BY OPPONENTS

Yds	Player	Site, Team, Score	Date
408 (-10 rush, 418 pass)	John Kaleo	a - Maryland (23-53)	11/14/92
402 (15 rush, 387 pass)	Matt Cavanaugh	1 - Pittsburgh (3-34)	12/30/77
377 (10 rush, 367 pass)	Ben Bennett	a - Duke (38-31)	10/15/83
368 (7 rush, 361 pass)	Stan Gelbaugh	h - Maryland (31-34)	11/16/85
352 (40 rush, 312 pass)	Bob Davis	h- Virginia (40-35)	9/24/66
349 (32 rush, 317 pass)	Charlie Ward	a-Florida St. (0-57)	9/11/93
346 (-22 rush, 368 pass)	Bruce Gadd	a - Rice (10-29)	9/23/72
343 (-32 rush, 385 pass)	Dave Brown	2 - Duke (33-21)	11/30/91
342 (14 rush, 328 pass)	Eric Zeier	a - Georgia (14-40)	10/8/94
318 (31 rush, 287 pass)	Leo Hart	h- Duke (10-21)	10/24/70
318 (2 rush, 316 pass)	Tommy Suggs	h - S. Carolina (32-28)	11/21/70
1 - Jacksonville, FL (Gator Bowl) 2 - Tokyo, Japan			

## MOST INDIVIDUAL RUSHING ATTEMPTS BY CLEMSON

Att	Player	Site, Opp., Score	Date
36 (133 yards)	Jim Shirley	a - N.C. State (6-0)	10/6/51
36 (202 yards)	Ray Yaeger	h- W. Forest (28-14)	10/18/69
35 (201 yards)	Ray Yaeger	h - N. Carolina (24-14)	11/16/68
33 (163 yards)	Fred Cone	a - Auburn (41-0)	11/25/50
33 (234 yards)	Don King	a - Fordham (12-12)	11/8/52
32 (92 yards)	Buddy Gore	h- S. Carolina (3-7)	11/23/68
32 (143 yards)	Terry Allen	a - Duke (17-21)	9/30/89
31 (81 yards)	Fred Cone	1 - Miami, FL (15-14)	1/1/51
31 (144 yards)	Hugh Mauldin	h- Texas Christian (3-0)	11/4/67
31 (189 yards)	Buddy Gore	a - S. Carolina (23-12)	11/25/87
1 - Miami, FL (Orange Bowl)			

## MOST INDIVIDUAL RUSHING ATTEMPTS BY OPPONENT

Att	Player	Site, Team, Score	Date
45 (249 yards)	James McDougald	a - W. Forest (14-20)	10/9/76
32 (135 yards)	Sylvester Croom	h- Ball State (24-10)	9/5/92
32 (184 yards)	Don McCauley	h- N. Carolina (7-42)	11/14/70
32 (178 yards)	Charlie Wysocki	h - Maryland (0-19)	9/15/79
30 (106 yards)	Charlie Wysocki	a - Maryland (7-34)	11/15/80
30 (162 yards)	Frank Wycheck	a - Maryland (23-53)	11/14/92
29 (214 yards)	Alvin Blount	2 - Maryland (23-41)	11/17/84
28 (228 yards)	Mike Voight	a - N. Carolina (38-35)	11/8/75
28 (197 yards)	Steve Atkins	a - Maryland (28-24)	11/18/78
28 (168 yards)	George Rogers	h- S. Carolina (27-6)	11/22/80
28 (111 yards)	Herschel Walker	h- Georgia (13-3)	9/19/81

## HIGHEST INDIVIDUAL RUSHING GAMES BY CLEMSON

Yds	Player	Site, Opp., Score	Date
260 (27 carries)	Cliff Austin	h - Duke (49-14)	10/16/82
234 (33 carries)	Don King	a - Fordham (12-12)	11/8/52
226 (21 carries)	Wesley McFadden	a - Virginia Tech (22-10)	9/12/87
210 (30 carries)	Terrence Flagler	a - Wake Forest (28-20)	11/1/86
209 (22 carries)	Terrence Flagler	a - Virginia (31-17)	10/11/86
204 (15 carries)	Buck George	h- Presbyterian (53-13)	9/20/52
202 (36 carries)	Ray Yaeger	h- Wake Forest (28-14)	10/18/69
201 (35 carries)	Ray Yaeger	h- North Carolina (24-14)	11/16/68
197 (27 carries)	Ken Callicutt	h- South Carolina (39-21)	11/23/74
189 (31 carries)	Buddy Gore	a - South Carolina (23-12)	11/25/67

## HIGHEST INDIVIDUAL RUSHING GAMES BY OPPONENT

Yds	Player	Site, Team, Score	Date
256 (19 carries)	Steve Wadiak	a - S. Carolina (14-14)	10/19/50
249 (45 carries)	James McDougald	a - W. Forest (20-36)	10/9/76
230 (20 carries)	Larry Hopkins	a - W. Forest (14-20)	10/17/70
228 (28 carries)	Mike Voight	a - N. Carolina (38-35)	11/8/75
227 (24 carries)	Ted Brown	h- N.C. State (7-45)	11/25/75
217 (16 carries)	Brent Cunningham	a - Ga. Tech (7-28)	10/3/70
214 (29 carries)	Alvin Blount	1 - Maryland (23-41)	11/17/84
204 (22 carries)	Bubba Bean	h- Texas A&M (15-30)	10/6/73
197 (28 carries)	Steve Atkins	a - Maryland (28-14)	11/18/78

184 (32 carries) Don McCauley h- N. Carolina (7-42) 11/14/70  
1 - Baltimore, MD

## HIGHEST INDIVIDUAL PASSING GAMES BY CLEMSON


Yds	Player	Site, Opp., Score	Date
323 (21 of 43)	Thomas Ray	a - North Carolina (13-17)	11/6/65
283 (12 of 19)	Jimmy Addison	h- Virginia (40-35)	9/24/66
<b>273 (25 of 55)</b>	<b>Patrick Sapp</b>	<b>a - Maryland (23-53)</b>	<b>11/14/92</b>
271 (21 of 53)	Rodney Williams	h- N.C. State (28-30)	10/24/87
270 (20 of 29)	Homer Jordan	h- Maryland (21-7)	11/14/81
258 (13 of 24)	Harvey White	a - Furman (45-6)	11/30/57
252 (9 of 14)	Tommy Kendrick	1 - Virginia (32-14)	10/16/71
251 (13 of 21)	Willie Jordan	a - Georgia Tech (28-33)	9/27/75
248 (17 of 26)	Mike Eppley	h- N.C. State (27-17)	10/22/83
246 (11 of 23)	Jim Parker	a - Duke (30-35)	10/19/63
246 (19 of 38)	DeChane Cameron	a - Georgia (12-27)	10/5/91
245 (9 of 11)	Bobby Gage	a - Furman (35-7)	11/8/47
1 - Richmond, VA (Tobacco Bowl)			

## HIGHEST INDIVIDUAL PASSING GAMES BY OPPONENTS

Yds	Player	Site, Team, Score	Date
418 (27 of 41)	John Kaleo	a - Maryland (53-23)	11/14/92
387 (23 of 36)	Matt Cavanaugh	1- Pittsburgh (3-34)	12/30/77
385 (23 of 48)	Dave Brown	2 - Duke (33-21)	11/30/91
368 (31 of 48)	Bruce Gadd	a - Rice (10-29)	9/23/72
367 (34 of 53)	Ben Bennett	a - Duke (38-31)	10/15/83
361 (23 of 35)	Stan Gelbaugh	h- Maryland (31-34)	11/16/85
328 (24 of 40)	Eric Zeier	a - Georgia (14-40)	10/8/94
317 (25 of 33)	Charlie Ward	a-Florida State (0-57)	9/11/93
316 (19 of 34)	Leo Hart	h- Duke (38-31)	9/20/86
316 (19 of 29)	Tommy Suggs	h- S. Carolina (32-38)	11/21/70
312 (26 of 48)	Bob Davis	h- Virginia (40-35)	9/24/66
305 (23 of 50)	Anthony Dilweg	h- Duke (17-10)	10/17/87
299 (17 of 23)	Gary Schofield	2 - Wake Forest (21-17)	11/27/82
298 (30 of 49)	Scott Secules	a - Virginia (31-17)	10/11/86
1 - Jacksonville, FL (Gator Bowl) 2 - Tokyo, Japan (Mirage Bowl)			

## MOST INDIVIDUAL PASSING ATTEMPTS BY CLEMSON

No	(Comp; Yds)	Player	Site, Opp., Score	Date
<b>55</b>	<b>(25, 273 yards)</b>	<b>Patrick Sapp</b>	<b>a - Maryland (23-53)</b>	<b>11/14/92</b>
53	(21, 271 yards)	Rodney Williams	h- N.C. State (28-30)	1/27/87
48	(25, 237 yards)	Tommy Kendrick	a - Florida St. (13-38)	11/7/70
43	(21, 323 yards)	Thomas Ray	a - N. Carolina (13-17)	11/6/65
40	(20, 225 yards)	Tommy Kendrick	h- Georgia (0-30)	9/27/69
39	(23, 244 yards)	Tommy Kendrick	h- Duke (20-21)	10/24/70
38	(18, 183 yards)	Jimmy Addison	h- Alabama (10-13)	10/28/67



Ken Pengitore is the only Tiger quarterback to post more than one 300-yard total offense game.

Clemson has never had an individual 300-yard passing game in Death Valley.



38 (19, 246 yards)	DeChane Cameron	a - Georgia (12-27)	10/5/91
<b>38 (19, 158 yards)</b>	<b>Patrick Sapp</b>	<b>h - N.C. State (12-29)</b>	<b>9/10/94</b>
34 (21, 242 yards)	Tommy Kendrick	a - W. Forest (20-36)	10/17/70
34 (11, 80 yards)	Tommy Kendrick	h - N. Carolina (7-42)	11/14/70
34 (17, 204 yards)	Billy Lott	1 - Baylor (18-24)	12/31/79
33 (15, 123 yards)	DeChane Cameron	2 - California (13-37)	1/1/92
<b>30 (15, 223 yards)</b>	<b>Patrick Sapp</b>	<b>a-Florida St. (0-57)</b>	<b>9/11/93</b>
30 (14, 116 yards)	Billy Ammons	h - Auburn (10-21)	10/12/68
30 (17, 220 yards)	Randy Anderson	a - VPI (20-17)	9/19/85
<b>30 (16, 172 yards)</b>	<b>Nealon Greene</b>	<b>h - Duke (13-19)</b>	<b>10/15/94</b>
1 - Atlanta, GA (Peach Bowl)		2 - Orlando, FL (Citrus Bowl)	

### MOST INDIVIDUAL PASSING ATTEMPTS BY OPPONENTS

No.	(Comp, Yds)	Player	Site, Team, Score	Date
57	(24, 197 yards)	Kip Allen	h - The Citadel (24-0)	10/4/86
56	(30, 297 yards)	Shane Montgomery	h - N.C. State (30-10)	10/21/89
56	(28, 283 yards)	Jay Venuto	a - W. Forest (35-33)	11/1/80
53	(34, 367 yards)	Ben Bennett	a - Duke (38-31)	10/15/83
50	(23, 305 yards)	Anthony Dilweg	h - Duke (17-10)	10/17/87
49	(30, 298 yards)	Scott Secules	a - Virginia (31-17)	10/11/86
48	(26, 312 yards)	Bob Davis	h - Virginia (40-35)	9/24/66
48	(25, 208 yards)	Mike Neu	h - Ball State (24-10)	9/5/92
48	(23, 385 yards)	Dave Brown	3 - Duke (33-21)	11/30/91
47	(17, 250 yards)	Mike Elkins	a - Wake Forest (28-20)	11/1/86
46	(31, 368 yards)	Bruce Gadd	a - Rice (10-29)	9/23/72
43	(24, 262 yards)	Billy Ray	a - Duke (17-21)	9/30/89
43	(18, 266 yards)	Scott Zolak	2 - Maryland (18-17)	9/15/90
2 - Baltimore, MD 3 - Tokyo, Japan				

### MOST INDIVIDUAL PASS COMPLETIONS BY CLEMSON

No.	(Att., Yds)	Player	Site, Opp., Score	Date
25	(of 48, 237 yards)	Tommy Kendrick	a - Florida State (13-38)	11/7/70
<b>25</b>	<b>(of 55, 273 yards)</b>	<b>Patrick Sapp</b>	<b>a - Maryland (23-53)</b>	<b>11/14/92</b>
23	(of 39, 244 yards)	Tommy Kendrick	h- Duke (10-21)	10/24/70
21	(of 43, 323 yards)	Thomas Ray	a - N. Carolina (13-17)	11/6/65
21	(of 34, 242 yards)	Tommy Kendrick	a - W. Forest (20-36)	10/17/70
21	(of 53, 271 yards)	Rodney Williams	h- N.C. State (28-30)	10/27/87
20	(of 40, 225 yards)	Tommy Kendrick	h- Georgia (0-30)	9/27/69
20	(of 29, 270 yards)	Homer Jordan	h - Maryland (21-7)	11/14/81
19	(of 38, 246 yards)	DeChane Cameron	a - Georgia (12-27)	10/5/91
<b>19</b>	<b>(of 38, 158 yards)</b>	<b>Patrick Sapp</b>	<b>h - N.C. State (12-29)</b>	<b>9/10/94</b>
1 - Atlanta, GA (Peach Bowl)				

### MOST INDIVIDUAL PASS COMPLETIONS BY OPPONENTS

No.	(Att., Yds)	Player	Site, Team, Score	Date
34	(of 53, 367 yards)	Ben Bennett	a - Duke (38-31)	10/15/83
31	(of 46, 368 yards)	Bruce Gadd	a - Rice (10-29)	9/23/72
30	(of 56, 297 yards)	Shane Montgomery	h - N.C. State (30-10)	10/21/89
30	(of 49, 298 yards)	Scott Secules	a - Virginia (31-17)	10/11/86
28	(of 56, 283 yards)	Jay Venuto	a - Wake Forest (35-33)	11/1/80
27	(of 41, 418 yards)	John Kaleo	a - Maryland (53-23)	11/14/92
26	(of 48, 312 yards)	Bob Davis	h - Virginia (40-35)	9/24/66
26	(of 36, 287 yards)	Leo Hart	h - Duke (10-21)	10/24/70
25	(of 48, 208 yards)	Mike Neu	h - Ball State (24-10)	9/5/92
25	(of 33, 317 yards)	Charlie Ward	a-Florida St. (0-57)	9/1/93
25	(of 39, 240 yards)	Spence Fisher	a - Duke (13-19)	10/15/94
1 - Jacksonville, FL (Gator Bowl)				


### INDIVIDUAL HIGHEST COMPLETION % BY CLEMSON

(Min. 10 Att.)

Pct. Comp-Att	Player	Site, Opp., Score	Date
.900 (9-10)	Harvey White	a - South Carolina (27-0)	10/22/59
.857 (12-14)	DeChane Cameron	a - South Carolina (41-24)	11/23/90
.846 (11-13)	Willie Jordan	a - Duke (21-25)	10/18/75
.818 (9-11)	Bobby Gage	a - Furman (35-7)	11/8/47
.800 (12-15)	Mike Eppley	h - Virginia (42-21)	10/8/83
.800 (8-10)	Harvey White	h- South Carolina (25-28)	10/24/59
.786 (11-14)	Steve Fuller	a - Tennessee (19-21)	10/2/76
.786 (11-14)	Willie Jordan	a - Duke (21-25)	11/18/75
.750 (9-12)	Harvey White	h- Maryland (25-28)	11/14/59
.750 (9-12)	Rodney Williams	h- North Carolina (38-10)	11/8/86
<b>.750 (9-12)</b>	<b>Nealon Greene</b>	<b>a - N. Carolina (28-17)</b>	<b>11/5/94</b>
.727 (14-19)	DeChane Cameron	N1 - Illinois (30-0)	11/1/91
.722 (8-11)	Ken Pengitore	h- N.C. State (23-31)	11/20/71
.722 (13-18)	Rodney Williams	a - Wake Forest (28-20)	11/1/86
N1 - Tampa, FL (Hall of Fame Bowl)			

### INDIVIDUAL HIGHEST COMPLETION PERCENTAGE BY OPPONENTS

Pct.	Comp-Att	Player	Site, Team, Score	Date
.846	(22-26)	Terry Jordan	a - N.C. State (24-17)	10/20/90
.818	(9-11)	Bob Avellini	a - Maryland (6-31)	11/11/72
.812	(13-16)	Mike Cavan	a - Georgia (0-38)	9/26/70



Harvey White had a 282 passing efficiency figure against South Carolina in 1959, second highest in Clemson history.

.800 (16-20)	Art Schlichter	N1 - Ohio State (17-15)	12/29/78
.758 (25-33)	Charlie Ward	a - Florida St. (0-57)	9/11/93
.750 (12-16)	Dale Betty	a - Maryland (17-19)	10/15/60
.750 (18-24)	James Stevens	a - Georgia Tech (21-29)	10/29/73
.750 (9-12)	Jeff Grantz	a - South Carolina (20-56)	11/22/75
.750 (9-12)	Rusty LaRue	h - Wake Forest (24-8)	10/29/94
.727 (24-33)	Steve Slayden	a - Duke (21-9)	10/9/85
N1 - at Jacksonville, FL			

### CLEMSON INDIVIDUAL HIGHEST SINGLE GAME PASSING EFFICIENCY FIGURES

(Min. 10 Attempts)

Eff	Name	Site, Opp., Score	Date	C-A-Yds-TD-I
310.72	Bobby Gage	a - Furman (42-0)	11/8/47	9-11-245-2-1
282.08	Harvey White	a - South Carolina (27-0)	10/22/59	9-10-162-2-0
240.39	Jimmy Addison	h - Virginia (40-35)	9/24/66	12-19-283-3-0
239.06	Tommy Kendrick	N1 - Virginia (32-15)	10/16/71	9-14-252-1-0
235.44	Mike Eppley	h - Virginia (42-21)	10/8/83	12-15-199-2-0
<b>235.00</b>	<b>Patrick Sapp</b>	<b>h - UNLV (24-14)</b>	<b>9/4/93</b>	<b>10-14-223-2-0</b>
232.40	Willie Jordan	a - Duke (21-25)	10/18/75	11-13-202-1-0
222.28	Homer Jordan	h - Rice (19-3)	9/13/80	7-10-142-1-0
221.28	Rodney Williams	h - Maryland (45-16)	11/14/87	7-11-152-2-1
217.63	Harvey White	h - Maryland (25-28)	11/14/59	9-12-149-2-1
214.03	Chris Morocco	h - Wake Forest (44-10)	10/28/89	9-14-171-2-0
211.85	Mike Eppley	h - W. Carolina (44-10)	9/3/83	10-14-140-3-1
208.40	Jimmy Addison	h - South Carolina (35-10)	11/26/66	7-11-111-2-0
207.44	Mike Eppley	a - Virginia (55-0)	9/8/84	8-14-172-2-0
195.01	D. Cameron	a - South Carolina (41-24)	11/23/91	12-14-206-0-1
194.75	Ken Pengitore	a - North Carolina (37-29)	11/10/73	12-17-212-1-0
194.36	Ken Pengitore	h - N.C. State (23-31)	11/20/71	8-11-120-1-0
193.73	Willie Jordan	a - Georgia Tech (28-33)	9/27/75	13-21-251-2-0
192.61	Steve Fuller	a - Maryland (28-24)	11/18/78	8-17-216-2-0

### TOP PASSING EFFICIENCY GAMES VS. CLEMSON

(Min. 10 Att.)

Eff	Name	Site, Team, Score	Date	C-A-Yds-TD-I
323.10	Jeff Grantz	a - South Carolina (20-56)	11/22/75	9-12-158-5-0
270.47	Scotty Glacken	a - Duke (30-35)	10/19/63	8-12-134-4-0
256.52	Billy Lothridge	a - Georgia Tech (9-26)	9/22/62	7-10-128-3-1
242.46	Mike Elkins	a - Wake Forest (38-21)	10/29/88	11-16-213-3-0
226.85	Clyde Walker	h - Florida State (7-43)	11/1/75	10-14-165-3-1
213.05	Mike Tice	a - Maryland (7-34)	11/15/80	9-13-144-2-0
197.08	Walter Rappold	a - Duke (17-7)	10/21/61	7-10-112-1-0
196.44	Charlie Ward	a - Florida State (57-0)	9/11/93	25-33-317-4-0
195.53	Dale Betty	a - Maryland (17-19)	10/15/60	12-16-151-2-0
191.9	Terry Harvey	h - N.C. State (12-29)	9/10/94	12-17-167-2-0
190.86	Matt Cavanaugh	N1 - Pittsburgh (3-34)	12/30/77	23-36-387-4-0
186.85	John Kaleo	a - Maryland (23-53)	11/14/92	27-41-418-5-1
174.92	Stan Gelbaugh	h - Maryland (31-34)	11/16/85	25-35-361-3-1





**Charlie Waters gained fame in the NFL as a defensive back, but he is one of just four receivers in Clemson history to catch 10 passes in a game.**

173.05	Nick Consoles	N2 - Wake Forest (32-20)	10/30/54	10-16-132-2-0
170.50	Tommy Suggs	h - South Carolina (32-38)	11/21/70	19-29-316-3-3
N1	- at Jacksonville, FL	N2 - at Charlotte, NC		

#### HIGHEST INDIVIDUAL PLAYS BY CLEMSON

No.	Player	Att-Yds	Cmp-Att-Yds	Site, Team, Score	Date
64	Patrick Sapp	9-5	25-55-273	a - Maryland (23-53)	11/14/92
57	Rodney Williams	4-12	21-53-271	h - N.C. State (28-30)	10/24/87
50	D. Cameron	12-13	19-38-246	a - Georgia (12-27)	10/5/91
49	Billy Lott	15 (-59)	17-34-213	N1 - Baylor (18-24)	12/31/79
48	Ken Pengitore	20-18	12-28-162	h - Maryland (13-38)	11/17/73
47	Tommy Kendrick	7-(-28)	20-40-225	h - Georgia (0-30)	9/27/69
46	D. Cameron	15-50	12-31-123	a - Virginia (17-20)	9/8/90
46	Joe Anderson	17-43	13-29-120	a - Auburn (14-24)	10/28/61
45	Nealon Greene	15-32	16-30-172	a - Duke (13-19)	10/15/94
45	Tommy Kendrick	6-(-23)	23-39-244	h - Duke (10-21)	10/24/70
45	Ken Pengitore	22-83	15-23-227	h - Virginia (32-27)	10/13/73
45	Steve Fuller	24-77	8-21-97	h - N.C. State (7-3)	10/22/77
45	D. Cameron	12-66	15-33-123	N2 - California (13-37)	1/1/92

N1 - Atlanta, GA (Peach Bowl); N2 - Orlando, FL

#### HIGHEST INDIVIDUAL PLAYS BY OPPONENT

No.	Player	Att-Yds	Cmp-Att-Yds	Site, Team, Score	Date
63	Jay Venuto	7-36	28-56-293	a - Wake Forest (35-33)	11/1/80
62	Randy Allen	5 (-19)	24-57-197	h - The Citadel (24-0)	10/4/86
61	S. Montgomery	5-3	30-56-297	a - N.C. State (30-10)	10/21/89
60	Dave Brown	12- (-32)	23-48-385	N1 - Duke (33-21)	11/30/91
58	Ben Bennett	5-10	34-53-367	a - Duke (38-31)	10/15/83
56	Scott Secules	7-19	30-49-298	a - Virginia (31-17)	10/11/86
55	Bob Davis	7-40	27-48-312	h - Virginia (40-35)	9/24/66
53	John Kaleo	12-(-10)	27-41-418	a - Maryland (23-53)	11/14/92
52	Geoff Bender	9-(-33)	18-43-281	h - N.C. State (29-19)	10/26/91
50	Mike Elkins	3-(-14)	17-47-250	a - Wake Forest (28-20)	11/1/86
50	Steve Casey	10-14	23-40-208	h - Virginia Tech (13-10)	10/4/80

N1 - at Tokyo, Japan (Coca-Cola Bowl)

#### CLEMSON TOP SCORERS

Pts	Player	TDs	X-Pts	Site, Opp., Score	Date
33	Maxcey Welch	5	3	h - Newberry (75-0)	10/17/30
30	Stumpy Banks	5	0	a - Furman (38-0)	10/13/17
24	Fred Cone	4	0	a - Auburn (41-0)	11/25/50
24	Terrence Flagler	4	0	a - Wake Forest (28-20)	11/1/86
22	Charlie Timmons	3	4	a - Furman (34-6)	11/22/41

#### OPPONENT TOP SCORERS

Pts	Player	TDs	X-Pts	Site, Opp., Score	Date
24	Ted Brown	4	0	h - N.C. State (7-45)	10/25/75
24	Kevin McLee	4	0	a - Georgia (7-35)	10/4/75

#### MOST FIELD GOALS BY CLEMSON

FG	Distance	Player	Site, Opp., Score	Date
5	(31, 42, 32, 46, 41)	Nelson Welch	h - N.C. State (29-19)	10/26/91
5	(30, 53, 43, 31, 32)	Nelson Welch	a - Maryland (23-53)	11/14/92
5	(34, 37, 47, 34, 20)	Nelson Welch	a - North Carolina (28-17)	11/5/94
4	(49, 26, 24, 57)	Obed Ariri	h - Wake Forest (26-0)	10/29/79
4	(38, 20, 45, 44)	Chris Gardocki	a - Georgia Tech (19-21)	10/13/90

4	(19, 45, 39, 30)	Obed Ariri	a - N.C. State (20-24)	10/25/80
4	(47, 25, 30, 25)	Chris Gardocki	h - Georgia (34-3)	10/6/90
4	(30, 33, 44, 17)	Obed Ariri	a - N.Carolina (19-10)	11/10/79

#### MOST YARDS ON FIELD GOALS BY CLEMSON

Yd	Field Goals	Player	Site, Opp., Score	Date
192	(31, 42, 32, 46, 41)	Nelson Welch	h - N.C. State (29-19)	10/26/91
189	(30, 53, 43, 31, 32)	Nelson Welch	a - Maryland (23-53)	11/14/92
172	(34, 37, 47, 34, 20)	Nelson Welch	a - North Carolina (28-17)	11/5/94
156	(49, 26, 24, 57)	Obed Ariri	h - Wake Forest (26-0)	10/29/79
147	(38, 20, 45, 44)	Chris Gardocki	a - Georgia Tech (19-21)	10/13/90
135	(46, 43, 46)	Bob Paulling	h - North Carolina (16-13)	11/6/82
133	(19, 45, 39, 30)	Obed Ariri	a - N.C. State (20-24)	10/25/80
127	(47, 25, 30, 25)	Chris Gardocki	h - Georgia (34-3)	10/6/90
124	(30, 33, 33, 17)	Obed Ariri	a - North Carolina (19-10)	11/10/79

#### HIGHEST INDIVIDUAL PASS RECEPTION GAMES BY CLEMSON

No	Yards	Player	Site, Opp., Score	Date
11	(129 yards)	Phil Rogers	a - North Carolina (13-17)	11/6/65
10	(148 yards)	Hank Walker	h - Auburn (34-18)	11/22/47
10	(144 yards)	Charlie Waters	h - Alabama (13-38)	10/25/69
10	(124 yards)	Perry Tuttle	a - Wake Forest (35-33)	11/1/80
10	(151 yards)	Perry Tuttle	h - Maryland (21-7)	11/14/81
9	(126 yards)	Terry Smith	a - Maryland (23-53)	11/14/92
9	(90 yards)	John McMakin	a - Florida State (13-38)	11/7/70
9	(84 yards)	Terry Smith	1 - Maryland (18-17)	9/15/90
8	(156 yards)	Terry Smith	a - Florida State (0-57)	9/1/93
8	(120 yards)	Terry Smith	a - North Carolina (0-24)	11/6/93
8	(87 yards)	Jimmy Abrams	h - Alabama (10-13)	10/28/67
8	(101 yards)	Charlie Waters	h - Georgia (0-30)	9/27/69
8	(141 yards)	Jim Lanzendoen	h - Virginia (32-27)	10/13/73
8	(108 yards)	Perry Tuttle	N2 - Baylor (18-24)	12/31/79
8	(92 yards)	Perry Tuttle	a - Georgia (16-20)	9/20/80
8	(97 yards)	Terry Smith	a - Wake Forest (15-19)	10/31/92
8	(50 yards)	Antwuan Wyatt	h - N.C. State (12-29)	9/10/94
8	(66 yards)	Kenya Crooks	a - Georgia (14-40)	10/8/94

N1 - Baltimore, MD N2 - Atlanta, GA (Peach Bowl)

#### HIGHEST INDIVIDUAL PASS RECEPTION GAMES BY OPPONENTS

No	Yards	Player	Site, Opp., Score	Date
13	(209 yards)	Henley Carter	h - Duke (39-22)	10/19/68
13	(149 yards)	Wes Chesson	a - Duke (10-21)	10/24/70
13	(132 yards)	Mark Militello	a - Duke (38-31)	10/15/83
12	(115 yards)	Phil Denfeld	h - Wake Forest (82-24)	10/31/81
11	(131 yards)	Larry Seivers	a - Tennessee (19-21)	10/2/76
11	(113 yards)	John Tice	a - Maryland (24-22)	11/13/82
10	(83 yards)	Darryl Hill	h - Maryland (21-6)	11/16/63
10	(113 yards)	Ed Carrington	h - Virginia (40-35)	9/24/66
10	(109 yards)	Edwin Collins	a - Rice (10-29)	9/23/72
10	(163 yards)	Gordon Jones	1 - Pittsburgh (3-34)	12/30/77
10	(91 yards)	Chris Corders	h - N.C. State (30-10)	10/21/89
10	(119 yards)	Bill Khayat	a - Duke (13-19)	10/15/94

1 - Jacksonville, FL (Gator Bowl)



**Patrick Sapp was in on 64 total offensive plays at Maryland in 1992.**



## HIGHEST INDIVIDUAL RECEIVING GAMES BY CLEMSON

Yds	Receptions	Player	Site, Opp., Score	Date
163	(5 receptions)	Jerry Butler	a - Georgia Tech (31-14)	9/24/77
161	(7 receptions)	Perry Tuttle	h- Wake Forest (82-24)	10/31/81
156	(8 receptions)	Terry Smith	a - Florida State (0-57)	9/11/93
152	(2 receptions)	Craig Brantley	h- Virginia (28-9)	11/16/74
151	(7 receptions)	Perry Tuttle	h- Maryland (21-7)	11/14/81
148	(10 receptions)	Hank Walker	h- Auburn (34-18)	11/22/47
145	(6 receptions)	Perry Tuttle	h- Furman (21-0)	9/8/79
144	(10 receptions)	Charlie Waters	h- Alabama (13-38)	10/25/69
141	(8 receptions)	Jim Lanzendoen	h- Virginia (32-27)	10/13/73
140	(5 receptions)	Jerry Butler	a - Maryland (28-24)	11/18/78
140	(6 receptions)	Perry Tuttle	h- Virginia Tech (13-10)	10/4/80

## HIGHEST INDIVIDUAL YARDS RECEIVING GAMES BY OPPONENTS

No.	Yards	Player	Site, Opp., Score	Date
209	(13 receptions)	Henley Carter	h- Duke (39-22)	10/19/68
184	(9 receptions)	Marcus Badgett	a - Maryland (23-53)	11/14/92
167	(9 receptions)	Sterling Sharpe	h- S. Carolina (21-21)	11/22/86
163	(10 receptions)	Gordon Jones	1 - Pittsburgh (3-34)	12/30/77
160	(5 receptions)	Brad Breedlove	2 - Duke (33-21)	11/30/91
151	(7 receptions)	Rhett Dawson	a - Florida State (13-38)	11/7/70
149	(13 receptions)	Wes Chesson	a - Duke (10-21)	10/24/70
146	(4 receptions)	Chuck Herring	h - Duke (54-21)	10/20/84
144	(5 receptions)	Todd Dixon	h- Wake Forest (28-10)	11/2/91
136	(3 receptions)	Herman Moore	h- Virginia (34-20)	10/7/89
132	(7 receptions)	Jimmy Mitchell	h- S. Carolina (32-38)	11/21/70
132	(13 receptions)	Mark Militello	a - Duke (38-31)	10/15/83
131	(11 receptions)	Larry Seivers	a - Tennessee (19-21)	10/2/76
1		Jacksonville, FL (Gator Bowl)	2 - Tokyo, Japan (Coca Cola Bowl)	

## HIGHEST INDIVIDUAL KICKOFF RETURN YARDAGE BY CLEMSON

Yds	No.	Player	Site, Team, Score	Date
174	(5 returns)	David Thomas	a - Georgia Tech (9-31)	10/7/72
160	(7 returns)	John Shields	h- Alabama (13-38)	10/25/69
159	(6 returns)	Dennis Goss	a - North Carolina (13-26)	11/6/71
158	(4 returns)	Terrance Roulhac	h - S. Carolina (21-21)	11/22/86
143	(3 returns)	Bill Mathis	a - Georgia Tech (6-16)	10/25/59
132	(6 returns)	Bob Bosler	h- Auburn (0-44)	10/10/70
131	(6 returns)	John Shields	a - North Carolina (15-32)	11/15/69
126	(4 returns)	Warren Ratchford	h - North Carolina (52-32)	11/9/74
120	(2 returns)	Terrance Roulhac	a - Georgia Tech (27-3)	9/27/86
119	(6 returns)	Andre Humphrey	a - Florida State (0-57)	9/11/93
118	(4 returns)	Jay Washington	h- Virginia (32-27)	10/13/73

## HIGHEST INDIVIDUAL PUNT RETURN YARDAGE BY CLEMSON

Yds	No.	Player	Site, Opp., Score	Date
167	(4 returns)	Don Kelley	a - Maryland (24-11)	10/13/70
126	(5 returns)	Donnell Woolford	h- Georgia Tech (33-12)	9/26/87
116	(4 returns)	Darnell Stephens	h - Maryland (40-7)	11/16/91
102	(2 returns)	Richie Luzzi	a - Georgia (13-31)	9/28/69
101	(3 returns)	Bobby Gage	h - N.C. State (6-0)	10/2/48
99	(5 returns)	Willie Jordan	a - Virginia Tech (31-13)	10/1/77
97	(3 returns)	Shad Bryant	1 - G. Washington (27-0)	11/5/38
94	(3 returns)	Frank Liberatore	h- Virginia (40-35)	9/2/66
94	(3 returns)	James Lott	h - W. Carolina (43-0)	9/5/87

1 - Greenville, SC

## HIGHEST INDIVIDUAL RETURN YARDAGE BY CLEMSON

(Punt, Interceptions, Kickoffs)

Yds	Method	Player	Site, Opp., Score	Date
223	(167 PR, 56 IR)	Don Kelley	a - Maryland (24-11)	10/31/70
174	(174 KOR)	David Thomas	a - Georgia Tech (9-31)	10/7/72
160	(160 KOR)	John Shields	h- Alabama (13-38)	10/25/69
159	(159 KOR)	Dennis Goss	a - North Carolina (13-26)	11/6/71
158	(158 KOR)	Terrance Roulhac	h- S. Carolina (21-21)	11/22/86
145	(73 PR, 72 KOR)	Billy Hair	1 - Miami (FL) (0-14)	11/1/52
143	(143 KOR)	Bill Mathis	a - Georgia Tech (6-16)	10/3/59
132	(132 KOR)	Bob Bosler	h - Auburn (0-44)	10/10/70
131	(131 KOR)	John Shields	a - North Carolina (15-32)	11/15/69
126	(126 KOR)	Warren Ratchford	h- North Carolina (54-32)	11/9/74
126	(126 PR)	Donnell Woolford	h - Georgia Tech (33-12)	9/26/87

PR - Punt Return; IR - Interception Return; KOR - Kickoff Return

1 - Jacksonville, FL (Gator Bowl)

## HIGHEST INDIVIDUAL ALL-PURPOSE RUNNING GAMES BY CLEMSON

Yds	Name	Opponent	Year	Rush	Rec	KOR	PR
274	Terrence Flagler	Wake Forest	1986	209	65		
260	Cliff Austin	Duke	1982	260			
254	Don King	Fordham	1952	234		20	
252	Ken Callicutt	S. Carolina	1974	197	55		
246	Buck George	Presbyterian	1952	204	42		
242	Ronald Williams	Virginia	1991	185	57		
232	Bobby Gage	Presbyterian	1947	136		89	7
226	Wesley McFadden	Virginia Tech	1987	226			
221	Jackie Calvert	Duquesne	1950	56	100	42	23
220	Ray Yaeger	Wake Forest	1969	202	18		
219	Perry Tuttle	Wake Forest	1981		161	58	
213	Billy Hair	Furman	1950	141	49	23	
210	Terrence Flagler	Virginia	1986	210			
206	Buddy Gore	S. Carolina	1967	189	17		
203	Jackie Calvert	Presbyterian	1950	109		5	89
202	Billy Hair	Boston College	1950	124	25		53
223	Don Kelley	Maryland	1970			167	56
217	Billy Hair	Presbyterian	1951	174			43
210	Jackie Calvert	Presbyterian	1950	109		5	89
200	Hal Davis	Virginia	1964	179		2	19
200	Ray Mathews	Citadel	1948	97	80	17	6

Note: Totals below line include interception returns

## HIGHEST INDIVIDUAL PUNTING GAMES BY CLEMSON (Minimum 3 Attempts)

Avg.	(Att-Yds)	Player	Site, Opp., Score	Date
55.3	(3-166)	Dale Hatcher	h- Kentucky (24-6)	10/2/82
52.0	(5-260)	Banks McFadden	a - Geo. Washington (13-6)	11/3/39
51.8	(4-207)	Dale Hatcher	h- Georgia (16-16)	9/17/83
51.0	(6-306)	Dale Hatcher	a - Kentucky (21-3)	10/3/81
50.8	(4-203)	Joe Paglieli	h- Maryland (12-25)	11/12/55
50.3	(3-151)	Dale Hatcher	a - Duke (38-31)	10/15/83
50.0	(5-250)	Chris Gardocki	h- South Carolina (24-15)	11/17/90
48.6	(6-242)	Chris Gardocki	a - N.C. State (24-17)	10/30/90
48.3	(4-193)	Sammy Cain	h- Alabama (10-13)	10/28/67
48.0	(6-288)	Mitch Tyner	a - South Carolina (20-32)	11/24/73
48.0	(3-144)	Chris Gardocki	h - Furman (30-0)	9/2/89
47.8	(4-191)	Chris Gardocki	a - North Carolina (35-3)	11/4/89
47.5	(6-285)	Chris Gardocki	h- North Carolina (20-3)	11/3/90



Dale Hatcher averaged over 50 yards a punt four times in his Clemson career.





# 100-Yard Rushing Games

100 YARD RUSHING GAMES SINCE 1938

Yds(Att)	Player	Opponent	Result	Date	Site
260 (27)	Cliff Austin	Duke	W49-14	10-16-82	H
234 (33)	Don King	Fordham	T12-12	11-8-52	A
226 (32)	Wesley McFadden	Virginia Tech	W22-10	9-12-87	A
210 (30)	Terrence Flagler	Virginia	W31-17	10-11-86	A
209 (22)	Terrence Flagler	Wake Forest	W28-20	11-1-86	A
204 (15)	Buck George	Presbyterian	W53-15	9-20-52	H
202 (36)	Ray Yaeger	Wake Forest	W28-14	10-18-69	H
201 (35)	Ray Yaeger	North Carolina	W24-14	11-16-68	H
197 (27)	Ken Callicut	South Carolina	W39-21	11-23-74	H
192 (18)	Butch Butler	Presbyterian	W32-13	9-19-42	H
189 (31)	Buddy Gore	South Carolina	W23-12	11-25-67	A
186 (30)	Kevin Mack	Maryland	W52-27	11-12-83	H
185 (20)	Ronald Williams	Virginia	T20-20	10-12-91	H
183 (14)	Ronald Williams	App. State	W48-0	9-22-90	H
183 (27)	Terry Allen	Virginia	W38-21	10-10-87	H
182 (6)	Bobby Gage	Presbyterian	W42-0	9-20-47	H
179 (13)	Hal Davis	Virginia	W29-7	11-31-64	H
178 (19)	Lester Brown	Virginia	W30-14	10-14-78	A
178 (19)	Cliff Austin	Duke	W38-10	10-17-81	A
177 (17)	Terrence Flagler	Citadel	W24-0	10-4-86	H
177 (26)	Larry Gressette	Auburn	W34-0	11-24-51	H
175 (14)	Jackie Calvert	Missouri	W34-0	9-30-50	A
175 (24)	Joel Wells	Furman	W40-20	11-26-55	A
174 (14)	Billy Hair	Presbyterian	W53-6	9-22-51	H
173 (15)	Banks McFadden	Presbyterian	W18-0	9-23-39	H
172 (19)	Derrick Witherspoon	Maryland	W29-0	10-30-93	H
170 (19)	Ken Callicut	North Carolina	W54-32	11-9-74	H
167 (29)	Terry Allen	North Carolina	W37-14	11-5-88	H
163 (24)	Rodney Blunt	Duke	W33-21	11-30-91	N
163 (25)	Joe Henderson	North Carolina	W35-3	11-4-89	A
163 (33)	Fred Cone	Auburn	W41-0	11-25-50	A
161 (13)	Ray Mathews	Presbyterian	W69-7	9-17-49	H
160 (19)	Ed Maness	Southwestern	T12-12	11-16-40	A
159 (17)	Louis Solomon	Wake Forest	W24-8	10-29-94	H
154 (16)	Terry Allen	Wake Forest	W38-21	10-29-88	A
154 (28)	Lester Brown	North Carolina	W13-9	11-11-78	H
152 (5)	Ken Moore	Citadel	W59-0	11-27-54	H
152 (22)	Wade Hughes	Wake Forest	W31-0	10-28-72	A
151 (25)	Chuck McSwain	South Carolina	W29-13	11-21-81	A
150 (18)	Kevin Mack	Duke	W38-31	10-15-83	A
148 (27)	Kenny Flowers	Minnesota	L20-13	12-21-85	N
146 (11)	Don Testerman	Tennessee	L29-28	10-26-74	A
146 (22)	Sid Tinsley	South Carolina	W20-13	10-19-44	A
146 (23)	Ray Yaeger	Georgia Tech	W21-10	10-4-69	A
146 (25)	Marvin Sims	Georgia	W12-7	9-22-79	H
145 (19)	Fred Cone	Furman	W57-2	11-18-50	H
145 (24)	Terry Allen	Virginia	W10-7	10-8-88	A
144 (8)	Bobby Gage	Presbyterian	W76-0	9-22-45	H
144 (31)	Hugh Mauldin	Texas Christian	W3-0	10-23-65	H
143 (22)	Fred Cone	Presbyterian	W55-0	9-23-50	H
143 (32)	Terry Allen	Duke	L21-17	9-30-89	A
141 (16)	Rodney Blunt	Virginia	W29-28	10-10-92	A
141 (18)	Bobby Gage	Auburn	W34-18	11-22-47	H
141 (20)	Billy Hair	Furman	W57-2	11-18-50	H
141 (23)	Kenny Flowers	Wake Forest	W26-10	11-2-85	H
141 (31)	Ray Yaeger	Duke	L34-27	11-8-69	A
140 (13)	Mike O'Cain	N.C. State	L38-21	10-23-76	A
139 (15)	Fred Cone	Duquesne	W33-20	11-12-49	H
139 (22)	Terrence Flagler	West. Carolina	W44-10	9-3-83	H
139 (28)	Ray Yaeger	Maryland	W16-0	11-9-68	A
138 (25)	Wade Hughes	Virginia	W37-21	10-21-72	H
137 (11)	Jim Whitmire	Wake Forest	L41-12	10-30-43	H
137 (17)	Harold Goggins	South Carolina	L56-20	11-22-75	A
136 (9)	Smiley Sanders	Wake Forest	W35-8	11-3-73	H
136 (16)	Ed Maness	Furman	W13-7	11-23-40	A
136 (18)	Bobby Gage	Duquesne	W34-13	11-15-47	A
136 (20)	Kenny Flowers	Maryland	L41-23	11-17-84	A
136 (26)	Kenny Flowers	South Carolina	W24-17	11-23-85	A
136 (28)	Lamont Pegues	Georgia Tech	W20-10	11-12-94	H
135 (28)	Buddy Gore	Georgia Tech	L24-21	10-5-68	A
134 (17)	Terry Allen	Duke	W49-17	10-15-88	H
134 (24)	Antwan Wyatt	Maryland	W13-0	10-1-94	H
134 (28)	Lester Brown	Georgia Tech	W31-14	9-24-77	A
133 (36)	Jim Shirley	N.C. State	W6-0	10-6-51	A
131 (14)	Jackie Calvert	Wake Forest	W13-12	10-28-50	A
131 (14)	Ray Mathews	Presbyterian	W55-0	9-23-50	H
131 (20)	Joe Henderson	Wake Forest	W31-17	10-31-87	H
131 (26)	Stacy Driver	Georgia Tech	L28-21	9-29-84	A
131 (31)	Buddy Gore	North Carolina	W17-0	11-4-67	A
130 (17)	Hugh Mauldin	Furman	W28-0	9-19-64	H
130 (20)	Terry Allen	Florida State	W34-23	9-9-89	A
130 (25)	Buddy Gore	South Carolina	W35-10	11-26-66	H
130 (28)	Larry Gressette	Furman	W34-14	11-17-51	A
129 (14)	Chuck McSwain	N.C. State	W38-29	10-23-82	A
129 (18)	Buddy Gore	Maryland	W28-7	11-11-67	H

128 (23)	Ronald Williams	Georgia	W34-3	10-6-90	H
127 (7)	Sid Tinsley	Furman	W34-6	11-22-41	A
127 (8)	Shad Bryant	Geo. Washington	W13-6	11-3-39	A
127 (10)	Warren Ratchford	South Carolina	W28-9	11-20-76	H
127 (12)	Dexter McCleon	Virginia	W23-14	11-13-93	H
127 (16)	Billy Hair	Boston College	W13-0	10-31-52	A
126 (12)	Rudy Harris	Duke	W33-21	11-30-91	N
125 (18)	Joel Wells	Colorado	L27-21	1-1-57	N
125 (21)	Lester Brown	Virginia	W17-7	10-6-79	H
125 (21)	Stacy Driver	N.C. State	W39-10	10-26-85	H
125 (29)	Doug Cline	Wake Forest	W33-31	11-21-59	H
124 (8)	Jay Washington	Georgia Tech	L29-21	9-29-73	A
124 (11)	Billy Hair	Boston College	W35-14	11-11-50	A
124 (18)	Kenny Flowers	Georgia Tech	W41-14	9-24-83	H
124 (20)	Ronald Williams	South Carolina	W24-15	11-17-90	H
124 (25)	Tracy Johnson	North Carolina	W13-10	11-7-87	A
124 (25)	Stacy Driver	Wake Forest	W24-17	10-29-83	H
123 (10)	Derrick Witherspoon	App. State	W48-0	9-22-90	H
122 (22)	Buddy Gore	Wake Forest	W23-6	9-23-67	H
121 (15)	Jim Whitmire	Presbyterian	L13-12	9-25-43	H
121 (16)	Kenny Flowers	Duke	W21-9	10-19-85	A
121 (18)	Ken Callicut	South Carolina	L32-20	11-24-73	A
121 (25)	Stacy Driver	Virginia	W27-24	10-12-85	H
121 (27)	Lester Brown	South Carolina	W41-23	11-25-78	H
120 (13)	Banks McFadden	Geo. Washington	W27-0	11-5-38	A
120 (18)	Chuck McSwain	Duke	W28-10	10-20-79	A
120 (18)	Ray Mathews	Missouri	W34-0	9-30-50	A
120 (21)	Butch Butler	Geo. Wahington	L7-0	11-7-42	H
120 (22)	Kenny Flowers	Maryland	L34-31	11-16-85	H
119 (25)	Buddy Gore	Maryland	W14-10	11-12-66	A
119 (18)	Wesley McFadden	Virginia	W38-21	10-10-87	H
119 (11)	Kenny Flowers	Duke	W54-21	10-20-84	H
118 (10)	Shad Bryant	South Carolina	W34-12	10-20-38	A
118 (16)	Smiley Sanders	Citadel	W13-0	9-9-72	H
118 (20)	Dewey Quinn	Furman	W20-6	11-16-46	H
118 (23)	Rodney Blunt	Wake Forest	L18-15	10-31-92	A
117 (18)	DeChane Cameron	North Carolina	W21-6	11-9-91	A
117 (20)	Lester Brown	Wake Forest	W51-6	11-4-78	A
117 (22)	Billy Rogers	South Carolina	W20-13	10-19-44	A
117 (23)	Cliff Austin	South Carolina	W24-6	11-20-82	H
117 (24)	Lester Brown	N.C. State	W33-10	10-28-78	A
117 (25)	Buddy Gore	Alabama	L21-14	10-26-68	A
117 (25)	Buddy Gore	Virginia	W40-35	9-24-66	H
117 (29)	Fred Cone	South Carolina	T14-14	10-19-50	A
116 (11)	Carol Cox	Furman	W41-0	11-6-48	H
116 (12)	Chuck McSwain	North Carolina	L24-19	11-8-80	H
116 (16)	Louis Soloman	Virginia	W29-28	10-10-92	A
116 (17)	Joel Wells	South Carolina	W28-14	10-20-55	A
116 (18)	Cliff Austin	Kentucky	W24-16	10-2-82	H
116 (20)	DeChane Cameron	South Carolina	W41-24	11-23-91	A
116 (21)	Joe Henderson	Georgia Tech	W30-13	9-24-88	A
115 (27)	Charlie Timmons	Boston College	W6-3	1-1-40	N
114 (8)	Buck George	Furman	W34-14	11-17-51	A
114 (16)	Terrence Flagler	North Carolina	W38-10	11-8-86	H
114 (24)	Stacy Driver	South Carolina	W24-17	11-23-85	A
114 (28)	Stacy Driver	Wake Forest	W26-10	11-2-85	H
113 (18)	Emory Smith	Virginia	W23-14	11-13-93	H
113 (19)	Billy Hair	Auburn	W34-0	11-24-51	H
112 (14)	Buddy Gore	Duke	W39-22	10-19-68	H
112 (17)	Kenny Flowers	Duke	W38-31	10-15-83	A
111 (19)	Nealon Greene	Georgia Tech	W20-10	11-12-94	H
111 (19)	Kenny Flowers	Virginia	W27-24	10-12-85	H
111 (20)	Derrick Witherspoon	Georgia Tech	W16-13	9-25-93	H
111 (21)	Fred Cone	Missouri	W34-0	9-30-50	A
111 (26)	Steve Fuller	Georgia Tech	T24-24	9-25-76	A
110 (19)	Stacy Driver	South Carolina	W22-13	11-19-83	A
110 (28)	Ray Yaeger	Georgia Tech	W28-7	10-3-70	A
110 (25)	Ray Yaeger	Maryland	W40-0	11-1-69	H
110 (19)	Terry Allen	Maryland	W49-25	11-12-88	A
110 (10)	Larry Gressette	Presbyterian	W53-6	9-22-51	H
109 (6)	Ray Mathews	Wake Forest	L35-21	10-29-49	H
109 (13)	Kevin Mack	Virginia	W42-21	10-8-83	H
109 (13)	Jackie Calvert	Presbyterian	W55-0	9-23-50	H
109 (25)	Cliff Austin	N.C. State	W38-29	10-23-82	A
108 (8)	Bobby Payne	VMI	W36-7	9-27-41	A
108 (13)	Rudy Hayes	Duke	L7-6	11-16-57	A
108 (14)	Ronald Williams	App. State	W34-0	9-7-91	H
108 (16)	Steve Fuller	South Carolina	W41-23	11-25-78	H
108 (17)	Ronald Williams	Georgia Tech	L21-19	10-13-90	A
108 (22)	Ricky Gilstrap	Maryland	W20-14	11-13-71	H
108 (22)	Joel Wells	Virginia Tech	W21-6	11-3-56	H
107 (20)	Chuck McSwain	Kentucky	W21-3	10-3-81	A
106 (10)	Walt Stewart	Presbyterian	W34-0	9-25-44	H
106 (13)	Steve Fuller	Virginia Tech	W38-7	10-7-78	H
106 (15)	Fred Cone	N.C. State	W6-0	10-2-48	H
106 (18)	Mark Fellers	South Carolina	W39-21	11-23-74	H
106 (22)	Joel Wells	Furman	W28-7	12-1-56	H
106 (30)	Charlie Timmons	Boston College	W26-13	10-11-41	A
105 (5)	Jim Reynolds	Presbyterian	W76-0	9-22-45	H
105 (11)	Terry Allen	Penn State	W35-10	1-1-88	N

Clemson is 88-8-1 at home when it has a back rush for over 100 yards.




105 (14)	Harvey White	Vanderbilt	W12-7	10-11-58	A
105 (15)	Cliff Austin	Virginia	W48-0	10-9-82	A
105 (16)	Joe Henderson	Virginia	W34-20	10-7-89	H
105 (21)	Rodney Blunt	North Carolina	W40-7	11-7-92	H
105 (22)	Buddy Gore	Wake Forest	W23-21	10-29-66	A
105 (29)	Don Willis	Wake Forest	W7-0	10-28-38	A
104 (9)	Ray Mathews	South Carolina	L21-19	10-23-47	A
104 (9)	Billy Hair	Duquesne	W53-20	11-4-50	H
104 (12)	Bobby Gage	Furman	W41-0	11-6-48	H
104 (15)	Tony Mathews	Wake Forest	W21-9	11-2-74	A
104 (15)	Marvin Sims	South Carolina	W41-23	11-25-78	H
104 (16)	Louis Solomon	Duke	W21-6	10-17-92	H
104 (21)	Homer Jordan	N.C. State	W17-7	10-24-81	H
103 (6)	Chuck McSwain	Virginia	W48-0	10-9-82	A
103 (9)	Jackie Calvert	N.C. State	W27-0	10-7-50	H
103 (9)	Billy Poe	Tulane	W47-20	11-17-45	A
103 (17)	Terry Allen	Maryland	W45-16	11-14-87	H
103 (18)	Rodney Blunt	Wake Forest	W28-10	11-1-91	H
103 (18)	Jeff McCall	Virginia	W48-0	10-9-82	A
103 (19)	Charlie Timmons	Furman	W34-6	11-22-41	A
103 (21)	Billy O'Dell	Wake Forest	W19-13	10-29-55	H
102 (8)	Butch Butler	Presbyterian	W41-12	9-21-41	H
102 (13)	Bobby Payne	Wake Forest	W29-0	11-15-41	H
102 (14)	Joel Wells	Maryland	L25-12	11-12-55	H
102 (18)	Billy Hair	Wake Forest	W21-6	11-3-51	H
102 (20)	Terrence Flagler	Duke	W35-3	10-18-86	H
102 (20)	Ronald Williams	Georgia Tech	W9-7	9-28-91	H
102 (26)	Rudy Harris	Virginia	T20-20	10-12-91	H
101 (12)	Lester Brown	Furman	W21-0	9-8-79	H
101 (12)	Wesley McFadden	Maryland	W45-16	11-14-87	H
101 (13)	Cliff Austin	Wake Forest	W82-24	10-31-81	H
101 (14)	Johnny Sweatte	Wake Forest	W29-0	11-15-41	H
101 (25)	Kenny Flowers	North Carolina	L21-20	11-9-85	A
100 (13)	Ronald Williams	Georgia	L27-12	10-5-91	A
100 (13)	Hal Davis	South Carolina	W7-6	11-25-72	H
100 (14)	Homer Jordan	Virginia	W27-24	10-11-80	A
100 (21)	Ray Yaeger	Alabama	L38-13	10-25-69	H
100 (24)	Fred Cone	Auburn	T20-20	11-26-49	N
100 (26)	Ken Pengitore	North Carolina	W37-29	11-10-73	A

#### 200-YARD PASSING GAMES

Yds	(Att-Com-I-Td)	Player	Opponent	Res	Date	Site
323	(21-43-1 -1 )	Thomas Ray	North Carolina	L17-13	11-6-65	A
283	(12-19-0-3)	Jimmy Addison	Virginia	W40-35	9-24-66	H
273	(25-55-1-0)	Patrick Sapp	Maryland	L53-23	11-14-92	A
271	(21-53-2-1)	Rodney Williams	N.C. State	L30-28	10-24-87	H
270	(20-29-1-3)	Homer Jordan	Maryland	W21-7	11-14-81	H
258	(13-24-0-3)	Harvey White	Furman	W45-6	11-30-57	A
252	(9-14-0-1)	Tommy Kendrick	Virginia	W32-15	10-16-71	A
251	(13-21-0-2)	Willie Jordan	Georgia Tech	L33-28	9-27-75	A
248	(17-26-2-2)	Mike Eppley	N.C. State	W27-17	10-22-83	H
246	(19-38-3-1)	DeChane Cameron	Georgia	L27-12	10-5-91	A
246	(11-23-2-1)	Jim Parker	Duke	L35-30	10-19-63	A
245	(9-11-1-2)	Bobby Gage	Furman	W35-7	11-8-47	A
244	(23-39-2-0)	Tommy Kendrick	Duke	L21-10	10-24-70	H
243	(12-19-0-1)	Mike O'Cain	North Carolina	W38-35	11-9-75	A
242	(21-34-1-1)	Tommy Kendrick	Wake Forest	L36-20	10-17-70	A
239	(12-26-2-1)	Tommy Kendrick	Duke	L34-27	11-8-69	A
237	(25-48-2-1)	Tommy Kendrick	Florida State	L38-10	11-7-70	A
233	(14-25-2-4)	Bobby Gage	Auburn	W34-18	11-22-47	H
227	(12-17-0-3)	Ken Pengitore	North Carolina	W37-29	11-10-73	A
226	(8-17-5-3)	Don King	Auburn	L45-19	11-21-53	H
225	(11-18-1-2)	Steve Fuller	Virginia	W31-0	10-8-77	H
225	(20-40-3-0)	Tommy Kendrick	Georgia	L30-0	9-27-69	H
223	(10-14-0-2)	Patrick Sapp	UNLV	W24-14	9-4-93	H
223	(15-30-1-0)	Patrick Sapp	Florida State	L57-0	9-11-93	A
220	(17-30-0-1)	Randy Anderson	Virginia Tech	W20-17	9-14-85	A
216	(8-17-0-2)	Steve Fuller	Maryland	W28-24	11-18-78	A
214	(15-24-0-0)	Rodney Williams	Penn State	W35-10	1-1-88	N
213	(13-23-1-1)	DeChane Cameron	Maryland	W40-7	11-16-91	H
212	(12-17-0-1)	Ken Pengitore	North Carolina	W37-29	11-10-73	A
212	(11-19-0-1)	Billy Ammons	N.C. State	W24-19	11-2-68	A
210	(14-21-0-2)	Chris Morocco	Virginia	W34-20	10-7-89	H
207	(11-19-0-0)	Homer Jordan	North Carolina	L24-19	11-8-80	H
207	(10-21-1-2)	Jimmy Addison	Wake Forest	W23-21	10-29-66	A
206	(12-14-1-0)	DeChane Cameron	South Carolina	W41-24	11-23-91	A
205	(13-23-1-2)	Patrick Sapp	North Carolina	W40-7	11-7-92	H
204	(17-34-3-0)	Billy Lott	Baylor	L24-18	12-31-79	N
202	(11-14-0-1)	Willie Jordan	Duke	L25-21	10-18-75	A
202	(9-16-0-1)	Booty Payne	South Carolina	L18-14	10-23-41	A
201	(16-29-1-1)	Tommy Kendrick	Alabama	L38-13	10-25-69	H

#### 100-YARD RECEIVING GAMES

Yds (Cat)	Player	Opponent	Result	Date	Site
163 (5)	Jerry Butler	Georgia Tech	W31-14	9-24-77	A
161 (7)	Perry Tuttle	Wake Forest	W82-24	10-31-81	H
156 (8)	Terry Smith	Florida State	L57-0	9-11-93	A
152 (2)	Craig Brantley	Virginia	W28-9	11-16-74	H
151 (10)	Perry Tuttle	Maryland	W21-7	11-14-81	H
148 (10)	Henry Walker	Auburn	W34-18	11-22-47	H
147 (7)	Dreher Gaskin	Wake Forest	W18-0	10-31-53	H
145 (6)	Perry Tuttle	Furman	W21-0	9-8-79	H
144 (10)	Charlie Waters	Alabama	L38-13	10-25-69	H
141 (8)	Jim Lanzendoen	Virginia	W32-27	10-13-73	H
140 (5)	Jerry Butler	Maryland	W28-24	11-18-78	A
140 (6)	Perry Tuttle	Virginia Tech	W13-10	10-4-80	H
134 (4)	Perry Tuttle	Wofford	W45-10	9-5-81	H
132 (4)	Charlie Waters	Virginia	W21-14	9-20-69	A
129 (5)	Terrance Rouhlac	Duke	W54-21	10-20-84	H
129 (4)	Dreher Gaskin	Auburn	L45-19	11-21-53	H
129 (6)	Glenn Smith	Boston College	W21-2	11-10-51	H
128 (2)	Don Kelley	Virginia	W32-15	10-16-71	A
126 (9)	Terry Smith	Maryland	L53-23	11-14-92	H
124 (6)	Jerry Butler	North Carolina	W13-9	11-11-78	H
124 (10)	Perry Tuttle	Wake Forest	W35-33	11-1-80	A
123 (4)	Jerry Butler	Georgia Tech	T24-24	9-25-76	A
122 (5)	Gary Cooper	West. Carolina	W43-0	9-5-87	H
122 (5)	Whitey Jordan	Furman	W45-6	1-30-57	A
120 (4)	Terry Smith	Maryland	W40-7	11-16-91	H
120 (8)	Terry Smith	North Carolina	L24-0	11-6-93	A
118 (5)	Phil Rogers	Auburn	L43-21	10-14-67	A
117 (4)	Terry Smith	UT-Chattanooga	W54-3	10-3-92	H
117 (5)	Terry Smith	South Carolina	W41-24	11-23-91	A
116 (7)	Brad O'Neal	Duke	L21-10	10-24-70	H
115 (4)	Bob Poole	Duke	L35-30	10-19-63	A
115 (4)	Glenn Smith	Furman	W28-21	11-19-49	A
115 (6)	Joey Walters	Georgia Tech	L33-28	9-27-75	A
114 (6)	Glenn Smith	Auburn	W41-0	11-25-50	A
113 (7)	Charlie Waters	North Carolina	W24-14	11-16-68	H
110 (7)	Keith Jennings	Penn State	W35-10	1-1-88	N
108 (6)	Ray Williams	Virginia	W55-0	9-8-84	A
108 (7)	Jack Anderson	South Carolina	L27-13	11-22-69	A
108 (8)	Perry Tuttle	Baylor	L24-18	12-31-79	N
107 (4)	Gary Cooper	Georgia Tech	W33-12	9-26-87	H
107 (5)	John McMakin	Citadel	W24-0	9-12-70	H
105 (4)	Ray Williams	N.C. State	W27-17	10-22-83	H
105 (4)	Perry Tuttle	Rice	W19-3	9-13-80	H
105 (3)	Ray Mathews	Miss. State	W21-7	10-9-48	A
105 (6)	Dennis Goss	North Carolina	L26-10	11-4-72	H
105 (6)	Jack Anderson	N.C. State	W24-19	11-2-68	A
105 (7)	Eddis Freeman	Tulane	L54-13	11-9-46	A
105 (3)	Joe Blalock	Wake Forest	W20-7	11-11-39	H
103 (6)	Frank Magwood	Boston College	T17-17	9-18-82	H
103 (7)	Jerry Butler	Virginia Tech	W38-7	10-7-78	H
101 (3)	Jim Sursavage	Duke	L34-27	11-8-69	A
101 (7)	Charlie Waters	Georgia Tech	W21-10	10-4-69	A
101 (8)	Charlie Waters	Georgia	L30-0	9-27-69	H
100 (3)	Jackie Calvert	Duquesne	W53-20	11-4-50	H
100 (4)	Terrance Rouhlac	North Carolina	L21-20	11-9-85	A



Kenny Flowers had 11 100-yard rushing games between 1983-86.



# Single Game Team Bests

## LOWEST RUSHING GAMES BY CLEMSON

Yds	Site, Opponent, Score	Date
-15	a - Boston College (7-14)	10-10-42
-1	a - Boston College (22-32)	10-26-47
3	a - North Carolina (0-24)	11-6-93
6	h - Wake Forest (14-16)	10-4-47
8	a - South Carolina (6-33)	10-21-43
19	a - Auburn (0-51)	10-11-69
21	h - N.C. State (12-29)	9-10-94
33	a - Southern Cal (0-30)	10-22-66
45	a - Wake Forest (20-36)	10-17-70
46	a - South Carolina (8-13)	10-21-54

## LOWEST RUSHING GAMES BY OPPONENTS

Yds	Site, Opponent, Score	Date
-21	a - Furman (34-6)	11-22-41
-17	h - Furman (41-0)	11-6-48
-16	h - Long Beach State (59-0)	9-1-90
-14	h - Kentucky (24-6)	10-2-82
-11	a - Furman (14-3)	11-25-39
-9	h - Auburn (34-18)	11-22-47
-6	a - North Carolina (35-3)	11-4-89
-3	h - Furman (27-6)	9-3-94
2	h - Appalachian State (34-0)	9-7-91
6	a - Maryland (16-0)	11-9-68
7	h - East Tennessee State (27-0)	10-23-93
10	h - N.C. State (29-19)	10-26-91

## LOWEST RUSHING GAMES BY BOTH TEAMS

Tot Yds	Teams and Yards	Site, Score	Date
119	CU 46, South Carolina 73	a - (8-13)	10-21-54
121	CU 56, Virginia Military 65	1 - (0-0)	9-26-42
129	CU 67, Baylor 62	2 - (18-24)	12-31-79
130	CU 69, Georgia Tech 61	a - (0-27)	9-28-63
160	CU 98, Wake Forest 62	a - (28-7)	9-24-60
163	CU 117, Maryland 46	N3 - (18-17)	9-1-90
164	CU 6, Wake Forest 158	h - (14-16)	10-4-47
164	CU 111, N.C. State 53	a - (7-0)	9-29-62
168	CU 134, Maryland 34	a - (17-19)	10-15-60
168	CU 162, Maryland 6	a - (16-0)	11-9-68
169	CU 140, N.C. State 29	h - (23-9)	10-10-59
169	CU 93, Auburn 76	a - (14-24)	10-28-61

1 - Lynchburg, VA    2 - Atlanta, GA (Peach Bowl)    3 - Baltimore, MD

## HIGHEST RUSHING GAMES BY CLEMSON

Yds	Site, Opponent, Score	Date
615	a - Georgia Tech (73-0)	10-17-03
536	h - Wake Forest (82-24)	10-31-81
516	h - Presbyterian (76-0)	9-22-45
448	h - Furman (41-0)	11-6-48
440	h - UT Chattanooga (54-3)	10-3-92
439	h - Presbyterian (66-0)	9-21-57
436	h - Presbyterian (55-0)	9-23-50
434	a - Furman (40-20)	11-26-55
433	h - South Carolina (39-21)	11-23-74
419	a - Virginia (30-14)	10-14-78
419	a - Virginia (48-0)	10-9-82
403	h - Virginia (38-21)	10-10-87
402	a - Virginia (29-28)	10-10-92

## HIGHEST RUSHING GAMES BY BOTH TEAMS

Tot Yds	Teams and Yards	Site, Score	Date
707	CU 397, South Carolina 310	h - (41-23)	11-25-78
697	CU 433, South Carolina 264	h - (39-21)	11-23-74
690	CU 232, South Carolina 458	a - 20-56	11-22-75
671	CU 283, N.C. State 388	a - (21-38)	10-23-76
653	CU 390, North Carolina 263	h - (43-32)	11-9-74
635	CU 160, Oklahoma 475	a - (3-52)	9-30-72
633	CU 398, Presbyterian 235	h - (69-7)	9-17-49
629	CU 300, North Carolina 329	h - (23-27)	11-6-76
624	CU 536, Wake Forest 88	H - (82-24)	10-31-81
610	CU 251, South Carolina 359	a - (20-32)	11-24-73

## LOWEST PASSING GAMES BY CLEMSON

Yds (Cm-At)	Site, Opponent, Score	Date
-1 (1-6)	a - Maryland (6-6)	10-10-56
0 (0-3)	1 - George Washington (27-0)	11-5-38
0 (0-4)	h - Presbyterian (32-13)	9-19-42
0 (0-2)	a - South Carolina (6-33)	10-21-43
0 (0-2)	a - South Carolina (20-13)	10-19-44
0 (0-8)	a - South Carolina (0-6)	10-23-52
0 (0-6)	a - Fordham (12-12)	11-8-52
0 (0-5)	h - Presbyterian (33-7)	9-19-53
0 (0-0)	a - South Carolina (7-0)	10-25-56
0 (0-2)	h - Virginia Tech (21-6)	11-23-56

1 - Greenville, SC

## LOWEST PASSING GAMES BY OPPONENTS

Yds (Cm-At)	Site, Opponent, Score	Date
0 (0-10)	h - Presbyterian (26-0)	9-17-38
0 (0-0)	a - Wake Forest (7-0)	10-28-38
0 (0-7)	a - George Washington (19-0)	10-31-41
0 (0-4)	a - Miami, FL (6-7)	11-2-45
0 (0-7)	a - The Citadel (20-0)	12-4-48
0 (0-2)	h - Presbyterian (69-7)	9-17-49
0 (0-9)	a - South Carolina (14-14)	10-19-50
0 (1-9)	a - Virginia (20-7)	9-24-55
0 (0-13)	a - Rice (19-0)	10-31-59

## LOWEST PASSING GAMES BY BOTH TEAMS

Tot Yds	Teams and Yards	Site, Score	Date
4	CU 4, George Washington 0	a - (19-0)	10-31-41
11	CU 4, Maryland 12	a - (6-6)	11-10-56
27	CU 0, South Carolina 27	a - (20-13)	10-19-44
33	CU 27, Furman 6	a - (14-3)	11-25-39
33	CU 12, Presbyterian 21	h - (34-0)	9-23-44
34	CU 34, Rice 0	a - (19-0)	10-31-59
39	CU 10, Tulane 29	a - (0-13)	11-3-40
39	CU 39, Virginia 0	a - (20-7)	9-24-55
40	CU 0, Virginia Tech 40	h - (21-6)	11-3-56
42	CU 39, George Washington 3	h - (0-7)	11-7-42

## HIGHEST PASSING GAMES BY CLEMSON

Yds (Cm-At)	Site, Opponent, Score	Date
364 (13-20)	a - Duke (30-35)	10-19-63
342 (23-48)	a - North Carolina (13-17)	11-6-65
315 (13-21)	h - Virginia (40-35)	9-24-66
300 (18-30)	a - Georgia Tech (28-33)	9-22-75
290 (15-31)	a - Duke (27-34)	11-8-69
280 (11-16)	a - Furman (35-7)	11-8-47
274 (14-26)	a - Furman (45-6)	10-30-57
273 (25-55)	a - Maryland (23-53)	11-14-92
270 (20-29)	h - Maryland (21-7)	11-14-81
265 (21-33)	h - Georgia Tech (14-30)	10-14-89



Jimmy Addison's passing was the key in Clemson's 315-yard day in Death Valley in 1966, the only 300-yard passing game by a Clemson team in the 53-year history of the stadium.

Clemson forced nine turnovers in its win over Georgia in 1981.



### HIGHEST PASSING GAMES BY OPPONENTS

Yds (Cm-Att)	Site, Opponent, Score	Date
442 (29-37)	a - Florida State (0-57)	9-11-93
418 (27-41)	a - Maryland (23-53)	11-14-92
387 (23-37)	1 - Pittsburgh (3-34)	12-30-77
385 (23-48)	2 - Duke (33-21)	11-30-91
368 (31-47)	a - Rice (10-29)	9-23-72
367 (34-53)	a - Duke (38-31)	10-15-83
361 (23-35)	h - Maryland (31-34)	11-16-85
360 (21-36)	h - Duke (39-22)	10-19-68
341 (15-30)	a - Florida State (13-38)	11-7-70
328 (22-43)	h - Duke (54-21)	10-20-84
328 (24-41)	a - Georgia (14-40)	10-8-94
319 (26-42)	h - N.C. State (39-10)	10-26-85
317 (24-51)	h - Duke (17-10)	10-17-87
1 - Jacksonville, FL (Gator Bowl) 2 - Tokyo, Japan		

### HIGHEST PASSING GAMES BY BOTH TEAMS

Tot Yds	Teams and Yards	Site, Score	Date
691	CU 273, Maryland 418	a - (23-53)	11-14-92
669	CU 227, Florida St. 442	a - (0-57)	9-11-93
627	CU 315, Virginia 312	h - (40-35)	9-24-66
578	CU 237, Florida State 341	a - (13-38)	11-7-70
563	CU 235, Duke 328	h - (54-21)	10-20-84
547	CU 187, Duke 360	h - (39-22)	10-19-68
545	CU 158, Pittsburgh 387	1 - (3-34)	12-30-77
536	CU 244, Duke 292	h - (10-21)	10-24-70
534	CU 231, S. Carolina 303	a - (41-24)	11-23-91
529	CU 246, Georgia 283	a - (12-27)	10-5-91
502	CU 290, Duke 212	a - (27-34)	11-8-69
498	CU 364, Duke 134	a - (38-31)	10-15-83
498	CU 265, Georgia Tech 223	h - (14-30)	10-14-89

### MOST ATTEMPTS BY CLEMSON

Att	Comp	Site, Opponent, Score	Date
55	25	a - Maryland (23-53)	11-14-92
54	21	h - N.C. State (28-30)	10-24-87
48	25	a - Florida State (13-38)	11-7-70
43	18	a - Auburn (21-43)	10-14-67
43	21	a - North Carolina (13-17)	11-6-65
40	18	h - Alabama (10-13)	10-28-67
40	17	h - Auburn (10-21)	10-12-68
40	20	h - Georgia (0-30)	9-27-69
39	23	h - Duke (10-21)	10-24-70
39	20	h - N.C. State (12-29)	9-10-94

### MOST PASSES ATTEMPTED BY OPPONENT

Att	Comp	Site, Opponent, Score	Date
58	24	h - The Citadel (24-0)	10-4-86
56	28	a - Wake Forest (35-33)	11-1-80
56	30	h - N.C. State (30-10)	11-21-89
53	34	a - Duke (38-31)	10-15-83
51	22	h - Duke (49-17)	10-15-88
51	24	h - Duke (17-10)	10-17-87
49	30	a - Virginia (31-17)	10-11-86
48	26	h - Virginia (40-35)	9-24-66
48	23	1 - Duke (33-21)	11-30-91
48	25	h - Ball State (24-10)	9-5-92

1 - Tokyo, Japan

### MOST COMPLETIONS BY CLEMSON

Comp	Att	Site, Opponent, Score	Date
25	55	a - Maryland (23-53)	11-14-92
25	48	a - Florida State (13-38)	11-7-70
23	39	h - Duke (10-21)	10-24-70
21	54	h - N.C. State (28-30)	10-24-87
21	33	h - Georgia Tech (14-30)	10-14-89
21	36	a - Wake Forest (20-36)	10-17-70
21	43	a - North Carolina (13-17)	11-5-65
20	29	h - Maryland (21-7)	11-14-81
20	40	h - Georgia (0-30)	9-27-69
20	39	h - N.C. State (12-29)	9-10-94
19	38	a - Georgia (12-27)	10-5-91

### MOST COMPLETIONS BY OPPONENT

Comp	Att	Site, Opponent, Score	Date
34	53	a - Duke (38-31)	10-15-83
31	47	a - Rice (10-29)	9-23-72
30	49	a - Virginia (31-17)	10-11-86
30	56	h - N.C. State (30-10)	10-21-89
28	56	a - Wake Forest (35-33)	11-1-80
29	37	a - Florida State (0-57)	9-11-93
27	44	h - Duke (49-14)	10-16-82
27	41	a - Maryland (23-53)	11-14-92

26	39	h - Kentucky (24-6)	10-2-82
26	42	h - N.C. State (39-10)	10-26-85
26	47	h - Duke (35-3)	10-18-86
26	48	h - Virginia (40-25)	9-24-66
26	46	a - South Carolina (41-24)	11-23-91

### TEAM HIGHEST COMPLETION PERCENTAGE BY CLEMSON (Min. 15 Att.)

Pct.	Comp-Att	Site, Opponent, Score	Date
.882	(15-17)	h - The Citadel (58-3)	9-16-78
.867	(13-15)	a - South Carolina (41-24)	11-23-91
.800	(12-15)	a - Duke (21-15)	11-18-75
.722	(13-18)	a - Wake Forest (28-20)	11-1-86
.706	(12-17)	h - UNLV (24-14)	9-4-93
.706	(12-17)	a - North Carolina (37-29)	11-10-73
.700	(14-20)	a - South Carolina (31-27)	11-19-77
.696	(16-23)	N1 - Illinois (30-0)	1-1-91
.696	(16-23)	h - Maryland (21-7)	11-14-81
.687	(11-16)	h - Maryland (52-27)	11-12-87
.684	(13-19)	h - North Carolina (27-3)	11-5-66
N1 - Tampa, FL (Hall of Fame Bowl)			

### TEAM HIGHEST COMPLETION PERCENTAGE BY OPPONENTS

Pct	Comp-Att	Site, Opponent, Score	Date
.846	(22-26)	a - N.C. State (24-17)	10-20-90
.784	(29-37)	a - Florida State (0-57)	9-11-93
.773	(17-22)	h - N.C. State (12-29)	9-10-94
.750	(18-24)	a - Georgia Tech (21-29)	10-29-73
.731	(19-26)	h - Maryland (21-24)	9-30-61
.727	(24-33)	a - Duke (21-9)	10-19-85
.710	(27-38)	h - Duke (10-21)	10-24-70
.692	(18-26)	a - Georgia (0-38)	9-26-70
.692	(18-26)	h - North Carolina (54-32)	11-9-74
.684	(13-19)	a - Wake Forest (38-21)	10-29-88
.676	(23-34)	h - Wake Forest (24-17)	10-29-83
.667	(18-27)	a - North Carolina (37-29)	11-10-73
.667	(26-39)	h - Kentucky (24-6)	10-2-82
.667	(10-15)	a - Maryland (7-34)	11-15-80
.667	(23-36)	a - N.C. State (38-29)	10-23-82

### CLEMSON TEAM BEST PASSING EFFICIENCY GAMES (Min. 15 Attempts)

Eff	Opponent	Site	Date	C-A-Yds-TD-I
235.44	Virginia	H	10-8-83	12-19-199-2-0
235.04	Virginia	H	10-24-66	13-21-315-3-0
232.40	Maryland	H	11-12-83	11-16-194-3-0
228.71	The Citadel	H	9-16-78	15-17-245-1-0
224.70	South Carolina	A	11-23-91	13-15-231-1-1
220.72	Duke	A	10-18-75	12-15-212-1-0
219.16	Duke	H	10-20-84	12-19-235-3-0
195.44	South Carolina	A	10-22-59	11-17-186-2-0
194.75	North Carolina	A	11-10-73	12-17-212-1-0
192.61	Maryland	A	11-18-78	8-17-212-1-0
191.16	Virginia	H	10-13-73	15-23-227-3-0
187.96	North Carolina	A	11-8-75	12-19-243-1-0
198.83	Wake Forest	A	11-1-86	13-18-193-2-1
187.53	Virginia	A	9-26-59	9-18-224-3-2
N2 at Richmond, VA				

### MOST PLAYS BY CLEMSON

Plays	Rushing Att-Yds	Passing Comp-Att-Yds	Site, Opponent, Score	Date
98	43-120	25-55-273	a - Maryland (23-53)	11-14-92
96	77-342	11-19-208	a - Wake Forest (56-3)	11-4-78
92	63-245	14-30-183	a - Furman (56-3)	11-28-59
92	69-286	13-23-205	h - North Carolina (40-7)	11-7-92
90	63-204	13-27-204	a - Georgia (17-20)	9-20-80
90	70-290	9-20-134	h - Furman (28-0)	9-19-64
89	75-290	3-14-53	a - Georgia Tech (19-21)	10-13-90
89	64-218	13-25-152	h - Boston College (17-17)	9-18-82
89	66-275	15-23-227	h - Virginia (32-27)	10-13-73
88	63-307	14-25-187	h - Western Carolina (44-10)	9-8-83
88	78-323	4-10-32	a - Duke (28-10)	10-20-79
88	72-309	5-16-68	h - Virginia (17-7)	10-6-79
88	73-269	4-15-109	h - Virginia (37-21)	10-21-72
88	40-92	25-48-237	a - Florida State (13-38)	11-7-70



### MOST PLAYS BY OPPONENTS

Rushing Plays Att-Yds	Passing Comp-Att-Yds	Site, Opponent, Score	Date
99 62-181	18-37-213	h- South Carolina (3-7)	11-23-68
97 74-321	14-23-157	h- North Carolina (7-42)	11-14-70
96 58-254	27-38-292	h - Duke (10-21)	10-24-70
93 57-281	20-36-223	a - Boston College (16-31)	9-10-83
91 82-324	6-9-90	a - North Carolina (15-32)	11-15-69
91 55-147	19-36-300	a - Georgia (13-31)	9-28-68
88 61-406	15-27-171	N1 - Maryland (23-41)	11-17-84
88 51-179	23-37-387	N2 - Pittsburgh (3-34)	12-30-77
88 48-124	16-40-261	h - South Carolina (28-9)	11-20-76
88 66-288	13-22-209	h- Florida State (7-43)	11-1-75
88 68-359	9-20-157	a - South Carolina (20-32)	11-24-73
88 56-190	18-32-229	a - Virginia (6-9)	9-17-94
N1 at Baltimore, MD		N2 at Jacksonville, FL	

### MOST POINTS BY CLEMSON

Score	Opponent	Site	Date
122-0	Guilford	H	10-5-01
94-0	Furman	A	9-25-15
82-24	Wake Forest	H	10-31-81
76-0	Presbyterian	H	9-22-45
75-0	Newberry	H	10-17-30
73-0	Georgia Tech	A	10-17-03
69-7	Presbyterian	H	9-17-49
68-0	Newberry	H	9-21-29
68-7	Furman	H	11-23-18
66-0	Presbyterian	H	9-21-57

### MOST POINTS BY OPPONENT

Score	Opponent	Site	Date
74-7	Alabama	N1	11-14-31
66-13	Camp Hancock	H	11-9-18
57-0	Florida State	A	9-11-93
56-0	Auburn	A	10-14-12
56-0	Alabama	A	9-20-75
56-20	South Carolina	A	11-22-75
55-0	Georgia	A	11-25-20
54-13	Florida	A	10-11-52
53-23	Maryland	A	11-14-92
52-3	Oklahoma	A	9-30-72
51-0	Auburn	A	10-11-69
51-0	Georgia Tech	A	9-30-44

### MOST POINTS BY BOTH TEAMS

Points	Score	Site	Date
122	Clemson 122, Guilford 0	H	10-5-01
106	Clemson 82, Wake Forest 24	H	10-31-81
94	Clemson 94, Furman 0	A	9-25-15
86	Clemson 54, North Carolina 32	H	11-9-74
81	Alabama 74, Clemson 7	N1	11-14-31
79	Clemson 66, Camp Hancock 13	H	11-9-18
79	Clemson 52, Maryland 27	H	11-12-83
76	Clemson 20, South Carolina 56	A	11-22-75
76	Clemson 76, Presbyterian 0	H	9-22-45
73	Maryland 53, Clemson 23	A	11-14-92

### LOWEST TOTAL OFFENSE GAMES BY OPPONENTS

Yds	Site, Opponent, Score	Date
-12 (-17 rush, 5 pass)	h - Furman (41-0)	11-6-48
-5 (-11 rush, 6 pass)	a - Furman (14-3)	11-25-39
29 (29 rush, 0 pass)	a - The Citadel (20-0)	12-4-48
35 (-21 rush, 56 pass)	a - Furman (34-6)	11-22-41
41 (20 rush, 21 pass)	a - Virginia (35-0)	10-26-63
57 (57 rush, 0 pass)	h - Presbyterian (26-0)	9-17-38
57 (-16 rush, 73 pass)	h- Long Beach St. (59-0)	9-1-90
58 (31 rush, 27 pass)	h - Furman (30-0)	9-2-89
60 (23 rush, 37 pass)	a - Virginia Tech (22-10)	9-12-87
61 (54 rush, 7 pass)	h - Virginia (31-0)	10-8-77
64 (52 rush, 12 pass)	h - The Citadel (59-0)	11-27-54

### LOWEST TOTAL OFFENSE GAMES BY CLEMSON

Yds	Site, Opponent, Score	Date
8 (8 rush, 0 pass)	a - South Carolina (6-33)	10-21-43
51 (48 rush, 3 pass)	a - N.C. State (0-18)	10-11-47
63 (53 rush, 10 pass)	a - Tulane (0-13)	11-3-40
85 (-15 rush, 100 pass)	a - Boston College (7-14)	10-10-42
90 (68 rush, 22 pass)	a - Maryland (0-34)	11-14-64
94 (19 rush, 75 pass)	a - Auburn (0-51)	10-11-69
102 (65 rush, 37 pass)	a - Georgia Tech (0-27)	9-28-63
126 (33 rush, 93 pass)	a - Southern Cal (0-30)	10-22-66
134 (111 rush, 24 pass)	a - N.C. State (0-9)	9-26-64
137 (107 rush, 30 pass)	a - Georgia (0-38)	9-26-70

### HIGHEST TOTAL OFFENSE GAMES BY CLEMSON

Yds	Site, Opponent, Score	Date
756 (536 rush, 220 pass)	h - Wake Forest (82-24)	10-31-81
615 (615 rush, 0 pass)	a - Georgia Tech (73-0)	10-17-03
606 (440 rush, 166 pass)	h- UTC (54-3)	10-3-92
597 (516 rush, 83 pass)	h - Presbyterian (76-0)	9-22-45
567 (322 rush, 245 pass)	h- The Citadel (58-3)	9-16-78
563 (323 rush, 240 pass)	a - Duke (38-10)	10-17-81
558 (436 rush, 122 pass)	h - Presbyterian (55-0)	9-23-50
556 (433 rush, 123 pass)	h- South Carolina (39-21)	11-23-74
550 (419 rush, 131 pass)	a - Virginia (30-14)	10-14-78
550 (342 rush, 208 pass)	a - Wake Forest (51-6)	11-4-78
547 (312 rush, 235 pass)	h - Duke (54-21)	10-20-84

### HIGHEST TOTAL OFFENSE GAMES BY OPPONENTS

Yds	Site, Opponent, Score	Date
634 (192 rush, 442 pass)	a - Florida State (0-57)	9-11-93
616 (458 rush, 158 pass)	a - South Carolina (20-56)	11-2-75
577 (406 rush, 171 pass)	2 - Maryland (23-41)	11-17-84
573 (155 rush, 418 pass)	a - Maryland (23-53)	11-14-92
566 (179 rush, 387 pass)	1 - Pittsburgh (3-34)	12-30-77
551 (364 rush, 187 pass)	a - Tennessee (28-29)	10-26-74
546 (254 rush, 292 pass)	h - Duke (10-21)	10-24-70
523 (283 rush, 240 pass)	h - Auburn (0-44)	10-10-70
523 (162 rush, 361 pass)	h - Maryland (31-34)	11-16-85
516 (359 rush, 157 pass)	a - South Carolina (20-32)	11-24-73
515 (475 rush, 40 pass)	a - Oklahoma (3-52)	9-30-72

### HIGHEST TOTAL OFFENSE GAMES BY BOTH TEAMS

Yds	Yards, Teams	Site, Score	Date
1107	Clemson 536-220, Wake Forest 88-263	h - (82-24)	10-31-81
1022	Clemson 383-131, Duke 141-367	a - (38-31)	10-15-83
1009	Clemson 232-161, South Carolina 458-158	a - (20-56)	11-22-75
997	Clemson 305-187, Duke 145-360	h- (29-22)	10-19-68
978	Clemson 390-193, North Carolina 263-132	h - (54-32)	11-9-74
966	Clemson 120-273, Maryland 155-418	a - (23-53)	11-14-92
934	Clemson 73-227, Florida St. 192-442)	a - (0-57)	9-11-93
930	Clemson 195-158, Maryland 407-171	1 - (23-41)	11-17-84
928	Clemson 433-123, South Carolina 264-108	h- (39-21)	11-23-74
924	Clemson 312-235, Duke 49-328	h- (54-21)	10-20-84
915	Clemson 283-138, N.C. State 338-106	a - (21-38)	1-23-76
904	Clemson 275-227, Virginia 315-87	h - (32-27)	10-13-73

### MOST TURNOVERS BY CLEMSON IN A CLEMSON VICTORY

No.	Site-Opponent	Score	(Fum, Int)	Date
8	h- Wake Forest	36-0	(5, 3)	11-2-63
5	a - Virginia Tech	20-17	(5, 0)	9-14-85
5	h - W. Carolina	21-10	(4, 1)	9-25-82
5	h- N.C. State	17-7	(2, 3)	10-24-81
5	h- Virginia Tech	38-7	(3, 2)	10-7-78
5	h- Wake Forest	16-14	(5, 0)	10-11-75
5	h - Virginia	40-35	(5, 0)	9-24-66

### MOST TURNOVERS BY CLEMSON

No	Site	Score	(Fum, Int)	Date
10	a - Florida	13-54	(4, 6)	10-11-52
9	h- Auburn	19-45	(4, 5)	11-21-53
8	a - South Carolina	0-0	(1, 7)	10-25-45
8	h - Wake Forest	36-0	(5, 3)	11-2-63
8	a - North Carolina	15-32	(3, 5)	11-15-69
8	h - Tulane	13-17	(5, 3)	9-13-75
7	a - Georgia Tech	0-27	(4, 3)	9-28-63
7	a - Kentucky	7-26	(4, 3)	10-5-85
7	a - Georgia	23-26	(3, 4)	8-22-84


### MOST TURNOVERS FORCED BY CLEMSON

No	Site	Score	(Fum, Int)	Date
9	h- Georgia	13-3	(4, 5)	9-19-81
8	a - Georgia Tech	7-28	(5, 3)	10-3-70
8	h - Duke	39-22	(6, 2)	10-19-68
8	h - Presbyterian	53-0	(4, 4)	9-25-48
7	a - Tulane	13-5	(3, 4)	9-12-81
7	h - Duke	28-8	(3, 4)	10-21-78
7	h - Virginia Tech	38-7	(4, 3)	10-7-78
7	a - TCU	10-14	(2, 5)	10-24-64
7	a - Furman	56-33	(3, 4)	11-28-59
7	a - Fordham	12-12	(5, 2)	11-8-52
7	h- Virginia Tech	35-0	(3, 4)	11-10-45
7	a - Virginia	6-9	(3, 4)	9-17-94

### MOST INTERCEPTION YARDS BY CLEMSON

Yds, No.	Site, Opponent, Score	Date
143 (4)	a - Maryland (24-11)	10-31-70
132 (3)	a - Virginia Tech (27-7)	9-16-89





**Clemson had 101 interception return yards against South Carolina in 1980. All the yards were gained by Willie Underwood.**

### MOST KICKOFF RETURN YARDS BY CLEMSON

Yds, No.	Site, Opponent, Score	Date
188 (9)	a - Tulane (13-54)	11-9-46
174 (4)	a - Georgia Tech (9-31)	10-7-72
171 (9)	a - Florida State (0-57)	9-11-93
165 (7)	a - Wake Forest (20-36)	10-17-70
160 (7)	h - Alabama (13-38)	10-25-69
157 (6)	h - North Carolina (13-26)	11-6-71
155 (4)	a - Georgia Tech (6-16)	10-3-59
155 (6)	h - Georgia Tech (14-30)	10-14-89
152 (8)	h - Auburn (0-44)	10-10-70
150 (3)	h - Georgia (16-24)	10-13-62
146 (7)	a - Georgia Tech (0-27)	9-28-63

### MOST KICKOFF RETURNS YARDS BY OPPONENTS

Yds, No.	Site, Opponent, Score	Date
231 (7)	h - Duke (49-17)	10-15-88
214 (6)	a - Virginia Tech (27-7)	9-16-89
216 (10)	a - Wake Forest (51-6)	11-4-78
207 (12)	h - Presbyterian (66-0)	9-21-57
205 (5)	h - Furman (27-6)	9-3-94
188 (8)	a - Furman (56-3)	11-28-59
188 (6)	a - Duke (30-35)	10-19-63
183 (7)	a - South Carolina (45-0)	11-18-89
176 (8)	h - Long Beach State (59-0)	9-1-90
173 (5)	h - Virginia Tech (38-7)	10-7-78

### MOST SACKS

Sks (Yds)	Site, Opponent (CU-Opp)	Date
10 (64)	h - Maryland (0-19)	9-15-79
10 (59)	h - Duke (21-6)	10-17-92
9 (58)	a - Wake Forest (24-6)	10-27-90
9 (47)	a - N.C. State (35-34)	10-27-84
8 (55)	h - N.C. State (39-10)	10-26-85
7 (58)	a - Virginia Tech (22-10)	9-12-87
7 (58)	h - Wake Forest (82-24)	10-31-81
7 (59)	a - Virginia (55-0)	9-8-84
7 (71)	h - Kentucky (24-6)	10-2-82
7 (52)	h - Virginia Tech (40-7)	9-3-88
7 (31)	a - South Carolina (7-20)	11-21-87
7 (38)	h - North Carolina (40-7)	11-7-92

### MOST TACKLES FOR LOSS

TL (Yds)	Site, Opponent (CU-Opp)	Date
19 (77)	h - N.C. State (28-30)	10-24-87
17 (66)	h - Duke (21-6)	10-17-92
16 (89)	a - Virginia Tech (22-10)	9-12-87
15 (51)	h - Maryland (40-7)	11-16-91
14 (63)	h - Temple (37-7)	9-21-91
14 (71)	h - Appalachian State (48-0)	9-22-90
14 (43)	h - Duke (35-3)	10-18-86
14 (48)	h - North Carolina (13-9)	11-11-78
14 (52)	a - Wake Forest (51-6)	11-4-78
14 (67)	h - Maryland (0-19)	9-15-79

### PASSES BROKEN UP

No	Site, Opponent (CU-Opp)	Year
18	h - The Citadel (24-0)	10-4-86
15	a - Duke (17-21)	9-30-89
14	h - Virginia (34-20)	10-7-89
14	h - Duke (35-3)	10-18-86
14	a - Virginia Tech (20-17)	9-14-95

### CAUSED FUMBLES

No	Site, Opponent (CU-Opp)	Year
4	h - Long Beach State (59-0)	9-1-90
4	h - Applachian State (48-0)	9-22-90
4	a - Georgia (31-28)	9-20-86
4	h - The Citadel (24-0)	10-4-86
4	h - Maryland (0-19)	9-15-79
4	N1 - Duke (33-21)	11-30-91
4	a - Virginia (6-9)	9-17-94

N - Tokyo, Japan

### MOST INTERCEPTIONS

Int (Yds)	Site, Opponent (CU-Opp)	Date
6 (82)	a - S. Carolina (17-7)	11-27-71
5 (27)	a - Duke (17-21)	9-30-89
5 (22)	a - Georgia (23-26)	9-22-84
5 (47)	h - Georgia (13-3)	9-19-81
5 (29)	h - Virginia (37-21)	10-21-72
5 (28)	a - South Carolina (3-7)	11-23-68
5 (87)	h - Virginia (29-3)	10-31-64
5 (21)	a - TCU (10-14)	10-24-64
5 (51)	a - S. Carolina (21-13)	10-24-40

### MOST INTERCEPTION RETURN YARDS BY OPPONENTS

Yds, No.	Site, Opponent, Score	Date
166 (6)	h - Auburn (19-45)	11-21-53
159 (4)	h - Duke (17-34)	10-25-80
116 (3)	a - Georgia (13-20)	9-20-80
108 (2)	a - N.C. State (35-34)	10-27-84
83 (3)	h - Maryland (21-6)	11-1-63
77 (5)	h - Duke (0-16)	10-20-62
73 (3)	h - Maryland (0-19)	9-15-79
72 (4)	h - North Carolina (7-42)	11-14-70
71 (2)	h - Georgia (0-28)	9-25-71
70 (2)	a - Boston College (14-25)	11-19-60

### MOST PUNT RETURN YARDS BY CLEMSON

Yds, No.	Site, Opponent, Score	Date
227 (11)	h - Georgia Tech (33-12)	9-26-87
172 (9)	h - Western Carolina (43-0)	9-5-87
169 (7)	h - Maryland (40-7)	11-16-91
167 (4)	h - Maryland (24-11)	10-31-70
155 (8)	a - Wake Forest (24-7)	10-6-62
140 (4)	h - Duquesne (42-0)	11-20-48
136 (11)	a - George Washington (19-0)	10-31-41
134 (8)	h - Presbyterian (53-6)	9-22-51
125 (6)	h - Presbyterian (33-0)	9-18-54
124 (6)	h - N.C. State (20-0)	11-25-61

### MOST PUNT RETURN YARDS BY OPPONENTS

Yds, No.	Site, Opponent, Score	Date
147 (7)	a - Auburn (7-28)	11-29-41
133 (7)	a - Wake Forest (6-19)	10-31-42
126 (7)	a - Georgia Tech (0-51)	9-20-44
124 (5)	3 - California (13-37)	1-2-92
116 (8)	a - Tennessee (7-26)	10-28-44
116 (6)	a - Georgia (7-19)	10-10-64
113 (3)	a - South Carolina (0-20)	10-25-51
106 (3)	a - Georgia Tech (7-20)	11-7-53
106 (6)	a - Georgia (13-31)	9-28-68
102 (3)	1 - Georgia Pre-Flight (6-32)	11-13-43
100 (10)	2 - Boston College (6-3)	1-1-40
100 (7)	h - Auburn (0-44)	10-10-70

1 - Greenville, SC; 2 - Cotton Bowl, Dallas, TX; 3 - Citrus Bowl, Orlando, FL



# Individual Season Bests

## RUSHING YARDAGE

	Year	No	Yds	Avg
1. Terrence Flagler	1986	192	1258	6.6
2. Kenny Flowers	1985	227	1200	5.3
3. Terry Allen	1988	216	1192	5.5
4. Cliff Austin	1982	197	1064	5.4
5. Buddy Gore	1967	230	1045	4.5
6. Lester Brown	1978	202	1022	5.1
7. Terry Allen	1987	183	973	5.3
8. Ray Yaeger	1969	223	968	4.3
9. Ronald Williams	1990	178	941	5.3
10. Kevin Mack	1983	151	862	5.7

## ALL-PURPOSE RUSHING

	Year	Rush	Rec	KOR	PR	Total
1. Terrence Flagler	1986	1258	188			1446
2. Ray Mathews	1948	646	379	134	184	1343
3. Terry Allen	1988	1192	125	7		1324
4. Kenny Flowers	1985	1200	26	40		1266
5. Buddy Gore	1967	1045	45	118		1208
6. Perry Tuttle	1981	21	883	266		1170
Shad Bryant	1939	394	157	132	487	1170
8. Ray Yaeger	1969	968	130	65		1163
9. Joe Henderson	1989	848	97	188		1133

## RUSHING YARDS PER GAME

(Must play min. 75% of Games)

	Year	GP	Yd	Yds/Game
1. Cliff Austin	1982	10	1064	106.40
2. Terrence Flagler	1986	12	1258	104.83
3. Buddy Gore	1967	10	1045	104.50
4. Kenny Flowers	1985	12	1200	100.00
5. Terry Allen	1988	12	1192	99.33
6. Ray Yaeger	1969	10	968	96.80
7. Terry Allen	1987	11	973	88.45
8. Buddy Gore	1968	9	776	86.22
9. Ronald Williams	1990	11	941	85.55
10. Lester Brown	1978	12	1022	85.00

Note: Ronald Williams averaged 97.5 for six games in 1991

## YARDS PER RUSH (Min. 400 yds)

	Year	Att-Yds	Avg.
1. Billy Hair	1950	71-525	7.39
2. Ronald Williams	1991	82-585	7.13
3. Terrence Flagler	1986	192-1258	6.55
4. Jackie Calvert	1950	105-663	6.31
5. Ray Mathews	1949	118-728	6.17
6. Hal Davis	1984	87-533	6.13
7. Shad Bryant	1939	84-508	6.05
8. Banks McFadden	1939	78-468	6.01
9. Joe Pagliei	1955	80-476	5.95
10. Joel Wells	1955	135-782	5.79

## PASS ATTEMPTS

	Year	Yds.	Pct.	Comp	Att
1. Tommy Kendrick	1970	1407	.498	133	267
2. Tommy Kendrick	1969	1457	.469	107	227
3. DeChane Cameron	1991	1601	.557	126	226
4. Mike Eppley	1984	1495	.545	116	213
5. Rodney Williams	1987	1486	.483	101	209
6. Steve Fuller	1977	1655	.517	106	205
7. Rodney Williams	1986	1245	.470	98	200
8. Homer Jordan	1981	1630	.546	107	196
9. DeChane Cameron	1990	1185	.505	98	194
10. Ken Pengitore	1973	1370	.436	82	188

## PASS COMPLETIONS

	Year	Yds.	Pct.	Att.	Comp.
1. Tommy Kendrick	1970	1407	.498	267	133
2. DeChane Cameron	1991	1601	.557	226	126
3. Mike Eppley	1984	1494	.545	213	116
4. Tommy Kendrick	1969	1457	.469	227	107
Homer Jordan	1981	1630	.546	196	107
6. Steve Fuller	1977	1655	.517	205	106
7. Jimmy Addison	1966	1491	.554	186	103
8. Steve Fuller	1978	1515	.540	187	101
9. Rodney Williams	1987	1486	.483	209	101
10. Mike Eppley	1983	1410	.596	166	99

## PASSING YARDAGE

	Year	Att	Cmp	Pct	Yds
1. Steve Fuller	1977	205	106	51.7	1655
2. Homer Jordan	1981	196	107	54.6	1630
3. DeChane Cameron	1991	226	126	55.7	1601
4. Steve Fuller	1978	187	101	54.0	1515
5. Mike Eppley	1984	213	116	54.5	1494
6. Jimmy Addison	1966	186	103	55.4	1491
7. Rodney Williams	1987	209	101	48.3	1486
8. Tommy Kendrick	1969	227	107	47.1	1457
9. Mike Eppley	1983	166	99	59.6	1410
10. Tommy Kendrick	1970	267	133	49.8	1407

## PASSING EFFICIENCY

(Min. 70 attempts)

	Yr	Cm	Att	Pct.	Yds.	TD	I	Eff
1. W. Jordan	1975	40	73	.547	728	5	1	158.26
2. H. White	1957	46	95	.484	841	11	3	154.63
3. Mike Eppley	1983	99	166	.596	1410	13	9	146.00
4. M. Fellers	1974	42	92	.456	783	10	5	143.09
5. C. Morocco	1989	79	134	.590	1131	6	2	141.70
6. H. Jordan	1981	107	196	.546	1630	9	9	130.46
7. S. Fuller	1978	101	187	.540	1515	7	4	130.10
8. B. Hair	1950	29	71	.408	644	6	6	128.08
9. B. Gage	1947	47	109	.413	1002	10	13	126.70
10. J. Addison	1966	103	186	.544	1491	10	14	125.46

## COMPLETION PERCENTAGE

(Min. 70 attempts)

	Year	Cmp	Att	Yds	Pct
1. Mike Eppley	1983	99	166	1410	.596
2. Chris Morocco	1989	79	134	1131	.590
3. Joe Berry	1935	42	72	422	.583
4. DeChane Cameron	1991	126	226	1601	.557
5. Jimmy Addison	1966	103	186	1491	.554
6. Homer Jordan	1982	55	100	674	.550
7. Willie Jordan	1975	40	73	728	.547
8. Homer Jordan	1981	107	196	1630	.546
9. Mike Eppley	1984	116	213	1494	.545
10. Nealon Greene	1995	51	94	524	.543

## PASSING YARDS PER GAME


	Year	GP	Cmp	Att	Yds	Yds/Gm
1. Jimmy Addison	1966	10	103	186	1491	149.10
2. Tommy Kendrick	1969	10	107	227	1457	145.70
3. Homer Jordan	1981	12	107	196	1630	139.17
4. Steve Fuller	1977	12	106	205	1655	137.92
5. Mike Eppley	1984	11	116	213	1494	135.82
6. D. Cameron	1991	12	126	226	1601	133.42
7. Mike Eppley	1983	11	99	166	1410	128.18
8. Tommy Kendrick	1970	11	133	267	1407	127.91
9. Steve Fuller	1978	12	101	187	1515	126.25
10. Ken Pengitore	1973	11	82	188	1370	124.55

## TOUCHDOWN PASSES

	Year	Cmp	Att	Yds	TDs
1. Mike Eppley	1984	116	213	1494	14
2. Mike Eppley	1983	99	166	1410	13
3. Bobby Gage	1948	44	105	887	11
4. Bobby Gage	1947	47	109	1002	10
Jimmy Addison	1966	103	186	1491	10
Tommy Kendrick	1969	107	227	1457	10
Mark Fellers	1974	42	92	783	10
8. Homer Jordan	1981	107	196	1630	9

## TOTAL OFFENSE

	Year	Rush	Pass	Total
1. Steve Fuller	1978	649	1515	2164
2. Homer Jordan	1981	486	1630	2116
3. Steve Fuller	1977	437	1655	2092
4. D. Cameron	1991	458	1601	2059
5. Ken Pengitore	1973	571	1370	1941
6. Mike Eppley	1984	275	1494	1769
7. Billy Hair	1951	698	1004	1702
8. Homer Jordan	1980	372	1311	1683
9. Rodney Williams	1986	352	1245	1597
10. Rodney Williams	1987	85	1486	1571



Gary Cooper averaged 32.1 yards per catch in 1988.

## RECEPTIONS

	Year	GP	Yds.	Avg.	Rec
1. Jerry Butler	1978	12	908	15.7	58
2. Perry Tuttle	1980	11	915	17.3	53
3. Perry Tuttle	1981	12	883	17.0	52
Terry Smith	1991	12	829	15.9	52
5. Jerry Butler	1977	12	824	17.5	47
6. Charlie Waters	1969	9	739	16.9	44
7. Phil Rogers	1966	10	574	13.7	42
8. John McMakin	1970	11	532	13.3	40
9. Glenn Smith	1951	10	632	16.2	39
10. Terry Smith	1992	11	596	15.7	38
Terry Smith	1993	11	776	20.4	38

## RECEPTION YARDS

	Year	GP	Rec.	Avg.	Yds.
1. Perry Tuttle	1980	11	53	17.3	915
2. Jerry Butler	1978	12	58	15.7	908
3. Perry Tuttle	1981	12	52	17.0	883
4. Terry Smith	1991	12	52	15.9	829
5. Jerry Butler	1977	12	47	17.5	824
6. Terry Smith	1993	11	38	20.4	776
7. Charlie Waters	1969	9	44	16.9	738
8. Glenn Smith	1951	10	39	16.2	632
9. Gary Cooper	1987	12	34	18.2	618
10. Terry Smith	1992	11	38	15.7	596

## TOUCHDOWN RECEPTIONS

	Year	GP	Rec	Yds	Avg.	TD
1. Perry Tuttle	1981	12	52	833	17.0	8
Terrance Roulhac	1984	11	26	512	19.7	8
3. B. Cunningham	1974	11	24	391	16.3	7
Glenn Smith	1951	10	39	632	16.2	7
5. Glenn Smith	1950	10	22	498	22.6	6
Terry Smith	1991	12	52	829	15.9	6
7. John McMakin	1971	11	29	421	14.5	5
Ray Yaeger	1969	10	21	130	6.2	5
Dreher Gaskins	1953	10	21	426	20.3	5
Glenn Smith	1949	10	25	446	17.8	5

## RECEPTIONS PER GAME

	Year	GP	Rec.	Rec./Gm
1. Charlie Waters	1969	9	44	4.89
2. Jerry Butler	1978	12	58	4.83
3. Perry Tuttle	1980	11	53	4.82
4. Perry Tuttle	1981	12	52	4.33
Terry Smith	1991	12	52	4.33
6. Phil Rogers	1966	10	42	4.20
7. Jerry Butler	1977	12	47	3.92
8. Glenn Smith	1951	10	39	3.90
9. John McMakin	1970	11	40	3.64
10. Phil Rogers	1965	10	36	3.60



### YARDS PER RECEPTION (Min. 10 Rec.)

	Year	Rec-Yds	Avg
1. Gary Cooper	1988	13-417	32.1
2. Whitey Jordan	1957	12-369	30.7
3. Don Kelley	1971	18-505	28.1
4. Ray Mathews	1948	14-379	27.1
5. Glenn Smith	1950	22-498	22.6
6. Joe Pagliei	1955	10-223	22.3
7. Craig Brantley	1975	22-475	21.6
8. Joe Blalock	1939	15-322	21.5
9. Joe Blalock	1940	10-211	21.1
10. Terry Smith	1993	38-776	20.4

### TOTAL TOUCHDOWNS

	Year	Rush	Rec	Ret	TDs
1. Lester Brown	1978	17	0	0	17
2. Fred Cone	1950	14	1	0	14
3. Cliff Austin	1982	14	0	0	14
4. Terrence Flagler	1986	10	3	0	13
Kenny Flowers	1985	13	0	0	13
6. Ray Yaeger	1969	6	5	0	11
Bill Mathis	1959	7	3	1	11
8. Steve Fuller	1978	10	0	0	10
"Smiley" Sanders	1973	9	1	0	10
Terry Allen	1989	10	0	0	10
Terry Allen	1988	10	0	0	10

### PUNTING AVERAGE

	Year	No.	Yds	Avg.
1. Chris Gardocki	1990	58	2580	44.48
2. David Sims	1979	79	3468	43.76
3. Dale Hatcher	1984	54	2361	43.72
4. Dale Hatcher	1983	47	2051	43.56
5. Banks McFadden	1939	65	2828	43.51
6. Dale Hatcher	1981	44	1908	43.36
7. Chris Gardocki	1989	48	2062	42.96
8. Chris Gardocki	1988	45	1924	42.76
9. Mitch Tyner	1973	61	2552	41.84
10. Jackie Calvert	1949	26	1087	41.81

### KICKOFF RETURN YARDAGE

	Year	Ret.	Yds.
1. Andre Humphrey	1993	29	663
2. Terrence Roulhac	1986	18	578
3. Bob Bosler	1970	28	568
4. Willie Scott	1975	26	541
5. John Shields	1969	25	539
6. David Thomas	1972	23	522
7. Ray Williams	1985	26	502
8. Andre Humphrey	1994	22	500
9. Ray Williams	1983	21	494
10. Warren Ratchford	1974	20	480

### KICKOFF RETURN AVERAGE (Min. 5 attempts)

	Year	Ret	Yds.	Avg.
1. Terrence Roulhac	1986	18	578	32.11
2. Doug Thomas	1990	11	333	30.27
3. Bill Mathis	1959	10	294	29.40
4. Joe Henderson	1987	14	407	29.07
5. Sid Tinsley	1944	9	247	27.44
6. Billy Hair	1951	7	185	26.43
7. Shad Bryant	1938	5	132	26.40
8. Hugh Mauldin	1964	7	181	25.86
9. Charlie Timmons	1941	6	155	25.83
10. Jack Anderson	1968	10	257	25.70

### PUNT RETURN YARDAGE

	Year	Ret	Avg.	Yds.
1. Shad Bryant	1938	27	18.0	487
2. Don Kelley	1970	24	16.2	389
3. Darnell Stephens	1991	29	12.5	362
4. Donnell Woolford	1987	23	15.0	345
5. Willie Jordan	1977	33	9.1	300
6. James Lott	1987	24	12.1	290
7. Butch Butler	1945	26	10.8	280
8. Billy Davis	1981	34	8.1	275
9. Willie Jordan	1978	21	12.1	269
10. Dexter Davis	1990	32	7.2	229

### PUNT RETURN AVERAGE (Min. 5 Attempts)

	Year	Ret.	Yds.	Avg.
1. Elmo Lam	1961	8	179	22.4
2. Joe Pagliei	1954	7	134	19.1
3. Harry Pavilack	1960	6	112	18.7
4. Shad Bryant	1938	27	487	18.0
5. Bobby Gage	1948	12	203	16.9
6. Jeff Siepe	1971	9	148	16.4
7. Don Kelley	1970	24	389	16.2
8. Jackie Calvert	1950	14	225	16.1
9. Donnell Woolford	1987	23	345	15.0
10. Bobby Morgan	1958	11	154	14.0

### FIELD GOALS MADE

	Year	Pct	Att	Made
1. Obed Ariri	1980	.767	30	23
2. Chris Gardocki	1989	.759	29	22
Chris Gardocki	1990	.786	28	22
Nelson Welch	1992	.786	28	22
5. Chris Gardocki	1988	.594	32	19
Nelson Welch	1991	.679	28	19
7. Bob Paulling	1983	.900	20	18
David Treadwell	1987	.818	22	18
9. David Treadwell	1985	.708	24	17
10. Obed Ariri	1979	.727	22	16
Nelson Welch	1994	.727	22	16
Donald Igwebuike	1981	.941	17	16

### FIELD GOALS ATTEMPTED

	Year	Made	Pct	Att
1. Chris Gardocki	1988	19	.594	32
2. Obed Ariri	1980	23	.767	30
3. Chris Gardocki	1989	22	.759	29
4. Chris Gardocki	1990	22	.786	28
Nelson Welch	1991	19	.679	28
Nelson Welch	1992	22	.786	28
7. Obed Ariri	1978	14	.560	25
Eddie Seigler	1972	11	.440	25
9. David Treadwell	1985	17	.708	24
Nelson Welch	1993	15	.625	24

### EXTRA POINTS ATTEMPTED

	Year	Made	Pct	Att
1. Charles Radcliffe	1950	38	.809	47
2. Obed Ariri	1978	44	.957	46
3. Donald Igwebuike	1984	41	1.000	41
4. Chris Gardocki	1989	41	1.000	41
5. Rusty Seyle	1988	35	.921	38
6. Bob Paulling	1983	36	.973	37
7. Bob Paulling	1981	34	.971	35
Nelson Welch	1991	31	.886	35
9. David Treadwell	1986	34	1.000	34
David Treadwell	1987	33	.971	34

### EXTRA POINTS MADE

	Year	Att	Pct	Made
1. Obed Ariri	1978	46	.957	44

2. Donald Igwebuike	1984	41	1.000	41
Chris Gardocki	1989	41	1.000	41
4. Charles Radcliffe	1950	47	.809	38
5. Bob Paulling	1983	37	.973	36
6. Rusty Seyle	1988	38	.921	35
7. Bob Paulling	1981	35	.971	34
David Treadwell	1986	34	1.000	34
9. David Treadwell	1987	34	.971	33
10. Bob Pauling	1982	32	1.000	32

### KICK SCORING

	Year	FG-FGA	PAT	TP
1. Chris Gardocki	1989	22-29	41-41	107
2. Chris Gardocki	1990	22-28	30-30	96
3. Bob Paulling	1983	18-20	36-37	90
4. Donald Igwebuike	1984	16-17	41-41	89
Nelson Welch	1992	22-28	23-25	89
6. Nelson Welch	1991	19-28	31-35	88
7. Obed Ariri	1980	23-20	18-18	87
8. Obed Ariri	1978	14-25	44-46	86
9. David Treadwell	1987	18-22	33-34	82
10. David Treadwell	1985	17-24	24-25	76

### SCORING


	Year	TD	Fg	PAT	TP
1. Chris Gardocki	1989	--	22	41	107
2. Lester Brown	1978	17	--	--	102
3. Chris Gardocki	1990	--	22	30	96
4. Fred Cone	1950	15	--	2	92
5. Bob Paulling	1983	--	18	36	90
6. Donald Igwebuike	1984	--	16	41	89
Nelson Welch	1992	--	22	23	89
8. Nelson Welch	1991	--	19	31	88
9. Obed Ariri	1980	--	23	18	87
10. Obed Ariri	1978	--	14	44	86

### MOST INTERCEPTIONS

	Year	Yds	TD	Int
1. Robert O'Neal	1989	96	0	8
2. Fred Knoebel	1951	29	0	7
3. Johnny Rembert	1982	128	1	6
Steve Ryan	1977	67	0	6
Terry Kinard	1981	31	0	6
Terry Kinard	1982	3	0	6
Dexter Davis	1990	32	1	6
Dennis Smith	1974	47	1	6

### MOST INTERCEPTION RETURN YARDS

	Year	TD	Int	Yds
1. Don Kelley	1970	1	3	156
2. Rex Varn	1978	1	4	148
3. Jimmy Quarles	1951	1	4	140
4. Johnny Rembert	1982	1	6	128
5. Arlington Nunn	1990	3	3	115
6. Rex Varn	1977	1	4	109
7. George Usry	1959	0	3	106
8. Willie Underwood	1980	1	2	101
9. Robert O'Neal	1989	0	8	96



Don Kelley had 156 interception return yards and 389 punt return yards in 1970.





# Team Season Bests

## CLEMSON TEAM BESTS

### WINS

1.	1981	12-0-0
2.	1978	11-1-0
	1948	11-0-0
4.	1989	10-2-0
	1990	10-2-0
	1988	10-2-0
	1987	10-2-0
8.	1983	9-1-1
	1982	9-1-1
	1959	9-2-0
	1950	9-0-1
	1939	9-1-0
	1991	9-2-1

### WINNING PERCENT- AGE (Min. 6 Games)

1.	1981	12-0	1.000
	1948	11-0	1.000
	1900	6-0	1.000
4.	1950	9-0-1	.950
5.	1978	11-1	.917
6.	1939	9-1	.900
7.	1983	9-1-1	.864
	1982	9-1-1	.864

### RUSHING ATTEMPTS

1.	1978	741
2.	1979	725
3.	1986	705
	1981	705
5.	1989	678
6.	1988	673
7.	1990	667

### RUSHING ATT./GAME

1.	1978	61.75
2.	1979	60.41
3.	1986	58.75
	1981	58.75
5.	1989	56.50
	1963	56.50
7.	1982	56.18

### RUSHING YARDS

1.	1978	3469
2.	1986	3245
3.	1988	3241
4.	1991	3019
5.	1981	2977
6.	1987	2972
7.	1990	2956
8.	1989	2841
9.	1992	2828

### RUSHING YARDS/ ATTEMPT

1.	1950	5.25
2.	1941	5.07
3.	1949	4.882
4.	1992	4.876
5.	1988	4.815
6.	1949	4.791
7.	1978	4.681
8.	1983	4.580

### RUSHING YDS/GAME

1.	1978	289.1
2.	1986	270.4
3.	1988	270.1
4.	1950	264.8
5.	1992	257.1
6.	1991	251.6
7.	1983	250.2
8.	1981	248.1
9.	1987	247.7

### PASS COMPLETIONS

1.	1970	145
2.	1991	140
3.	1984	137
4.	1969	133
5.	1985	125
6.	1989	117
7.	1981	112
8.	1978	111
	1977	111
	1975	111

### COMPLETIONS/GAME

1.	1969	13.30
----	------	-------

2.	1970	13.18
3.	1984	12.40
4.	1991	11.67
5.	1967	10.50
	1966	10.50
7.	1985	10.40
8.	1975	10.10

### PASS ATTEMPTS

1.	1970	302
2.	1969	281
3.	1991	260
4.	1985	257
5.	1984	247
6.	1992	244
7.	1967	228
8.	1987	226

### PASS ATTEMPTS/GAME

1.	1969	28.1
2.	1970	27.5
3.	1967	22.8
4.	1984	22.4
5.	1992	22.2
6.	1968	21.9
7.	1991	21.7
8.	1985	21.4

### PASSING YARDS

1.	1984	1858
2.	1991	1817
3.	1975	1798
4.	1969	1755
5.	1981	1721
6.	1989	1720
7.	1977	1706
8.	1980	1682

### PASSING YDS/GAME

1.	1969	175.5
2.	1984	168.9
3.	1975	163.5
4.	1966	153.6
	1980	152.8
6.	1991	151.4
7.	1947	148.1
8.	1981	143.3

### PASS COMPLETION %

1.	1989	.600
2.	1984	.555
3.	1982	.551
4.	1983	.547
5.	1981	.546
6.	1978	.541
7.	1966	.538
8.	1991	.538

### INTERCEPTION AVOIDANCE

1.	1988	.0192
2.	1992	.020
3.	1990	.023
4.	1978	.024
5.	1989	.030
6.	1993	.034
6.	1977	.037
7.	1985	.038

### TOTAL PLAYS

1.	1978	946
2.	1991	918
3.	1986	917
4.	1979	911
5.	1981	910
6.	1987	887
7.	1990	882
8.	1988	874

### PLAYS/GAME

1.	1978	78.8
2.	1991	76.5
3.	1986	76.4
4.	1979	75.9
5.	1981	75.8
6.	1992	74.9
7.	1963	74.1
8.	1987	73.91

### YARDS/PLAY

1.	1950	6.16
2.	1947	5.53
3.	1948	5.44
4.	1978	5.427
5.	1983	5.422
6.	1988	5.280
7.	1991	5.27

### TOTAL YARDS

1.	1978	5134
2.	1991	4836
3.	1981	4698
4.	1988	4615
5.	1986	4570
6.	1989	4561
7.	1987	4542

### YARDS/GAME

1.	1978	427.8
2.	1991	404.0
3.	1981	391.5
4.	1950	388.1
5.	1988	384.6
6.	1983	383.5
7.	1986	380.8
8.	1984	380.4

### POINTS

1.	1989	368
	1978	368
3.	1984	346
4.	1950	344
5.	1988	342
6.	1983	338
	1981	338

### POINTS PER GAME

1.	1950	34.40
2.	1984	31.45
3.	1983	30.72
4.	1978	30.66
	1989	30.66
6.	1988	28.50
7.	1981	28.16

### PUNT AVERAGE

1.	1984	44.0
2.	1990	43.7
3.	1983	43.3
4.	1979	43.0
5.	1989	42.7
	1948	42.7
7.	1981	42.1

### PUNT RETURN AVERAGE

1.	1948	17.13
2.	1954	16.30
3.	1961	15.88
4.	1970	14.92
5.	1938	14.24
6.	1987	13.58
7.	1993	12.85

### KICKOFF RETURN AVG.

1.	1959	23.85
2.	1968	23.40
3.	1966	23.02
4.	1962	22.68
5.	1989	22.34
6.	1993	22.22
7.	1969	21.62
	1990	21.62

### FIRST DOWNS

1.	1978	273
2.	1981	254
3.	1989	253
	1991	253
5.	1986	242
6.	1988	241
7.	1987	235
	1985	235

### FIRST DOWNS/GAME

1.	1978	22.75
2.	1981	21.16
3.	1989	21.08
	1991	21.08
5.	1986	20.16
6.	1984	20.09
7.	1988	20.08
8.	1983	19.90

### FEWEST TURNOVERS

1.	1940	8
----	------	---

### 100-RUSHER/100-RECEIVER IN SAME GAME

DATE	OPPONENT	RESULT	SITE	RUSHER	RECEIVER
11/23/91	South Carolina	W41-24	A	Cameron 20-116	T. Smith 5-117
1/1/88	Penn State	W35-10	N	Allen 11-105	Jennings 7-110
11/9/85	North Carolina	L21-20	A	Flowers 25-101	Roulhac 4-100
10/20/84	Duke	W54-21	H	Flowers 11-119	Roulhac 5-129
10/31/81	Wake Forest	W82-24	H	Austin 13-101	Tuttle 7-161
9/8/79	Furman	W21-0	H	Brown 12-101	Tuttle 6-145
10/7/78	Virginia Tech	W38-7	H	Fuller 13-106	Butler 7-103
11/11/78	North Carolina	W13-9	H	Brown 28-154	Butler 6-124
9/24/77	Georgia Tech	W31-14	A	Brown 28-134	Butler 5-163
9/25/76	Georgia Tech	T24-24	A	Fuller 26-111	Butler 4-123
10/4/69	Georgia Tech	W21-10	A	Yauger 23-146	Waters 4-132
10/25/69	Alabama	L38-13	H	Yauger 21-100	Waters 10-144
11/8/69	Duke	L34-27	A	Yauger 31-141	Sursavage 3-101
11/16/68	North Carolina	W24-14	H	Yauger 35-201	Waters 7-113
11/4/50	Duquesne	W53-20	H	Hair 9-104	Calvert 3-100
11/25/50	Auburn	W41-0	A	Cone 33-163	G. Smith 6-114
11/22/47	Auburn	W34-18	H	Gage 18-141	Walker 10-148

\* Clemson is 13-3-1 when having a 100-yard rusher and 100-yard receiver in the same game.

Only two teams in Clemson history have averaged over 5-yards per carry.



2.	1938	10
3.	1994	12
4.	1989	13
	1988	13
6.	1990	17
7.	1992	18
8.	1970	19
	1950	19
	1993	19

#### FEWEST TURNOVERS/ GAME

1.	1940	0.88
2.	1989	1.08
	1988	1.08
4.	1994	1.09
5.	1938	1.11
6.	1990	1.42
7.	1993	1.58
8.	1992	1.64
9.	1970	1.72

#### TURNOVER MARGIN

1.	1988	+21
2.	1940	+19
3.	1981	+17
	1978	+17
	1990	+17
	1994	+17
7.	1950	+16
8.	1989	+15
9.	1983	+14

#### TURNOVER MARGIN/ GAME

1.	1940	+2.11
2.	1988	+1.75
3.	1950	+1.60
4.	1994	+1.55
5.	1990	+1.42
6.	1981	+1.416
	1978	+1.416
8.	1943	+1.37

#### OPPONENT TEAM LOWS/CLEMSON DEFENSIVE BESTS

#### PLAYS

1.	1943	462
2.	1940	468
3.	1941	487
4.	1946	489
5.	1938	491
6.	1953	518
7.	1939	519
	1944	519

#### TOTAL PLAYS/GAME

1.	1939	51.90
2.	1940	52.00
3.	1954	52.80
4.	1945	53.30
5.	1941	54.11
6.	1946	54.30
7.	1963	54.40

#### TOTAL YARDS/PLAY

1.	1939	3.034
2.	1954	3.335
3.	1963	3.395

#### 100-RUSHER/100-RECEIVER/200-PASSER

(All 3 in same game)

DATE	OPPONENT	RESULT	SITE	RUSHER	RECEIVER	PASSER
11/23/91	South Carolina	W41-24	A	Cameron 20-116	Smith 5-117	Cameron 12-14-206-1-0
1/1/88	Penn State	W35-10	N	Allen 11-105	Jennings 7-110	Williams 15-24-214-0-0
10/25/69	Alabama	L38-13	H	Yauger 21-100	Waters 10-144	Kendrick 16-29-201-1-1
11/8/69	Duke	L34-27	A	Yauger 31-141	Sursavage 3-101	Kendrick 12-26-239-2-1
11/22/47	Auburn	W34-18	H	Gage 18-141	Walker 10-148	Gage 14-25-233-2-4

\* The Clemson offense of 1969 accomplished the above on two different occasions but lost both games.

#### 100-RUSHER/200-PASSER IN SAME GAME

DATE	OPPONENT	RESULT	SITE	RUSHER	PASSER
11/7/92	North Carolina	W40-7	H	Blunt 21-105	Sapp 13-23-205-1-2
10/5/91	Georgia	L27-12	A	Williams 13-100	Cameron 11-23-246-3-1
11/23/91	South Carolina	W41-24	A	Cameron 20-116	Cameron 12-14-206-1-0
10/7/89	Virginia	W34-20	H	Henderson 16-105	Morocco 14-21-210-0-2
1/1/88	Penn State	W35-10	N	Allen 11-105	Williams 15-24-214-0-0
11/8/80	North Carolina	L24-19	H	McSwain 12-116	Jordan 11-19-207-0-0
11/10/73	North Carolina	W37-29	A	Pengitore 26-100	Pengitore 12-17-212-0-1
10/25/69	Alabama	L38-13	H	Yauger 21-100	Kendrick 16-29-201-1-1
11/8/69	Duke	L34-27	A	Yauger 31-141	Kendrick 12-26-239-2-1
9/24/66	Virginia	W40-35	H	Gore 25-117	Addison 12-19-283-0-3
10/29/66	Wake Forest	W23-21	A	Gore 22-105	Addison 10-21-207-1-2
11/22/47	Auburn	W34-18	H	Gage 18-141	Gage 14-25-233-2-4

\* DeChane Cameron and Bobby Gage are the only players in Clemson history that have passed for over 200 yards and rushed for over 100 in the same game.

4.	1990	3.521
5.	1940	3.529
6.	1959	3.532
7.	1938	3.547

#### TOTAL OFFENSE/GAME

1.	1939	157.5
2.	1954	176.1
3.	1948	177.2
4.	1940	183.6
5.	1963	184.7
6.	1945	193.2
7.	1938	193.3

#### RUSHING ATTEMPTS

1.	1941	334
2.	1946	336
3.	1940	339
4.	1963	344
	1943	349
6.	1950	354
7.	1945	364

#### RUSHING ATTEMPTS ALLOWED/GAME

1.	1986	32.83
2.	1990	33.50
	1991	33.50
4.	1963	34.40
5.	1987	34.66
6.	1950	35.40
7.	1982	36.30
8.	1945	36.40

#### RUSHING YARDS

1.	1991	733
2.	1990	848
3.	1941	904
4.	1987	912
5.	1963	931
6.	1954	969
7.	1982	1068
8.	1940	1094

#### RUSHING YARDS/ GAMES

1.	1991	53.4
2.	1990	70.9
3.	1987	82.6
4.	1963	93.1
5.	1989	96.9
6.	1954	96.9
7.	1982	97.1
8.	1981	97.4

#### YARDS/RUSH

1.	1991	1.82
2.	1990	2.109
3.	1987	2.92
4.	1954	2.497
5.	1981	2.535
6.	1982	2.670
7.	1963	2.706
	1941	2.706

#### PASS COMPLETIONS

1.	1939	32
2.	1938	39
3.	1940	46
4.	1956	48
5.	1957	49
	1955	49
	1942	49

#### PASS COMPLETIONS/ GAME

1.	1939	3.2
2.	1938	4.333
3.	1956	4.36
4.	1957	4.90
	1955	4.90
	1942	4.90
7.	1940	5.11

#### PASS ATTEMPTS

1.	1938	105
2.	1939	109
3.	1944	109
4.	1943	113
5.	1956	124

6.	1957	129
	1940	129

#### PASS ATTEMPTS ALLOWED/GAME

1.	1939	10.90
2.	1959	11.27
3.	1938	11.66
4.	1944	12.11
5.	1975	12.45
6.	1957	12.90
7.	1955	13.40

#### PASSING YARDS

1.	1939	449
2.	1956	526
3.	1938	531
4.	1940	558
5.	1957	597
6.	1942	724
7.	1954	792

#### PASSING YARDS/GAME

1.	1938	33.0
2.	1939	44.9
3.	1956	52.6
4.	1957	59.7
5.	1950	62.0
6.	1944	71.0
7.	1942	72.4

#### BEST COMPLETION PERCENTAGE DEFENSE

1.	1939	.294
2.	1951	.347
3.	1945	.355
4.	1953	.357
	1940	.357
6.	1944	.367
7.	1955	.370

#### INTERCEPTIONS

1.	1951	24
2.	1978	24
3.	1981	23
4.	1989	21

#### MOST INTERCEP- TIONS PER GAME

1.	1951	2.27
2.	1940	2.11
3.	1978	2.00
4.	1981	1.91
5.	1948	1.909
6.	1964	1.900
	1945	1.900
8.	1982	1.810

#### POINTS/GAME

1.	1939	4.5
2.	1950	6.2
	1938	6.2
4.	1948	6.9
5.	1945	7.3
6.	1956	7.4
7.	1957	7.8

#### MOST TURNOVERS FORCED

1.	1981	41
2.	1989	38
	1983	38
	1978	38
5.	1973	37
6.	1982	35
	1977	35
	1950	35

#### MOST TURNOVERS FORCED/GAME

1.	1943	4.000
2.	1952	3.555
3.	1950	3.500
4.	1983	3.454
5.	1981	3.416
6.	1968	3.400
	1964	3.400
	1945	3.400



# Yearly Leaders

## SCORING

Year	Name	TDS	FG	PAT	TOT
1927	Bob McCarley, FB	5	0	1	31
1928	O.D. Padgett, BB	7	0	0	42
1929	Goat McMillan, TB	9	0	0	54
1930	Maxcey Welch, TB	10	0	4	64
1931	J.M. Lambert, WB	1	0	0	6
	E.R. Patterson, RB	1	0	0	6
	Fred Hook, TB	1	0	0	6
1932	Henry Woodward, RB	5	0	0	30
1933	Gene Willimon, TB	2	0	0	12
	Bill Dillard, RB	2	0	0	12
1934	Randy Hinson, RB	3	0	0	18
1935	Mac Folger, BB	6	0	0	36
1936	Mac Fogler, BB	8	0	0	48
1937	Red Pearson, BB	3	1	8	29
1938	Banks McFadden, TB	5	0	0	30
	Shad Bryant, WB	5	0	0	30
1939	Shad Bryant, WB	4	0	8	32
1940	Aubrey Rion, RB	4	0	4	28
1941	Charlie Timmons, FB	9	0	23	77
1942	Marion Butler, TB	6	0	0	36
1943	James Whitmire, WB	4	0	0	24
1944	Bill Rogers, FB	6	0	1	37
1945	Jim Reynolds, BB	5	0	0	30
	Marion Butler, TB	5	0	0	30
1946	Dutch Leverman, RB	4	0	0	24
	Chip Clark, WR	4	0	0	24
1947	Jim Reynolds, EB	8	0	0	48
1948	Ray Mathews, WB	13	0	0	78
1949	Fred Cone, FB	9	0	1	55
1950	Fred Cone, FB	15	0	2	92
1951	Glenn Smith, WR	7	0	0	42
1952	Billy Hair, TB	3	0	0	18
	Don King, RB	3	0	0	18
	Red Whitten, FB	3	0	0	18
	Buck George, WB	3	0	0	18
1953	Dreher Gaskins, WR	5	0	0	30
1954	Jim Coleman, RB	5	0	1	31
1955	Joe Pagliei, RB	7	0	1	43
1956	Joel Wells, RB	8	0	0	48
1957	Bob Spooner, RB	5	0	0	30
	Bill Mathis, RB	5	0	0	30
1958	Harvey White, QB	5	0	0	30
1959	Bill Mathis, RB	11	0	4	70
1960	Bill McGuirt, RB	9	0	0	54
1961	Ron Scrudato, RB	8	0	0	48
1962	Rodney Rogers, PK	0	7	13	34
1963	Frank Pearce, PK	0	4	21	33
1964	Hal Davis, RB	5	0	0	30
1965	Hugh Mauldin, RB	4	0	0	24
	Thomas Ray, QB	4	0	0	24
1966	Jacky Jackson, TB	8	0	0	48
1967	Buddy Gore, TB	9	0	0	54
1968	Ray Yaeger, TB	7	0	2	42
1969	Ray Yaeger, TB	11	0	2	68
1970	Eddie Seigler, PK	0	8	16	40
1971	Eddie Seigler, PK	0	11	14	47
1972	Eddie Seigler, PK	0	11	14	47
1973	Smiley Sanders, RB	10	0	0	60
1974	Mark Fellers, QB	9	0	0	54
1975	Steve Fuller, QB	6	0	0	36
1977	Lester Brown, TB	9	0	0	54
1978	Lester Brown, TB	17	0	0	102
1979	Obed Ariri, PK	0	16	14	62
1980	Obed Ariri, PK	0	23	18	87
1981	Cliff Austin, TB	9	0	0	54
1982	Cliff Austin, TB	14	0	0	84
1983	Bob Paulling, PK	0	18	36	90

Nelson Welch is the only player to lead Clemson in scoring four straight years.

1984	Donald Igwebuike, PK	0	16	41	89
1985	Kenny Flowers, TB	13	0	0	78
1986	Terrence Flagler, TB	13	0	0	78
1987	David Treadwell, PK	0	18	33	87
1988	Terry Allen, TB	10	0	0	60
1989	Chris Gardocki, PK	0	22	41	107
1990	Chris Gardocki, PK	0	22	30	96
1991	Nelson Welch, PK	0	19	31	88
1992	Nelson Welch, PK	0	22	23	89
1993	Nelson Welch, PK	0	15	17	62
1994	Nelson Welch, PK	0	16	14	62

## RUSHING

Year	Name	Att.	Gain	Avg.
1935	Joe (Net) Berry, TB	99	457	4.5
1936	Mac Fogler, FB	144	522	3.6
1937	Don Willis, WB	99	329	3.3
1938	Don Willis, FB	103	483	4.7
1939	Charlie Timmons, FB	146	556	3.8
1940	Chippy Maness, TB	86	472	5.4
1941	Charlie Timmons, FB	149	635	4.3
1942	Marion Butler, TB	145	616	4.2
1943	James Whitmire, WB	72	376	5.2
1944	Sid Tinsley, TB	126	479	3.8
1945	Dewey Quinn, FB	89	392	4.4
1946	Bobby Gage, TB	58	264	4.5
1947	Bobby Gage, TB	114	502	4.4
1948	Ray Mathews, WB	113	646	5.7
1949	Ray Mathews, TB	118	728	6.0
1950	Fred Cone, FB	184	845	4.6
1951	Billy Hair, TB	160	698	4.4
1952	Red Whitten, FB	115	445	4.0
1953	Don King, QB	79	243	3.1
1954	Joel Wells, RB	74	352	4.8
1955	Joel Wells, RB	135	782	5.8
1956	Joel Wells, RB	174	803	4.6
1957	Bob Spooner, RB	88	358	4.1



Buddy Gore is the last Clemson back to lead Clemson in rushing three straight seasons.

1958	Doug Cline, FB	103	450	4.3
1959	Doug Cline, FB	119	482	4.1
1960	Bill McGuirt, FB	99	320	3.2
1961	Ron Scrudato, FB	99	341	3.4
1962	Pat Crain, FB	94	348	3.7
1963	Pat Crain, FB	137	513	3.7
1964	Hal Davis, RB	87	533	6.1
1965	Hugh Mauldin, RB	194	664	3.4
1966	Buddy Gore, TB	186	750	4.0
1967	Buddy Gore, TB	230	1045	4.5
1968	Buddy Gore, TB	184	776	4.2
1969	Ray Yaeger, TB	223	968	4.3
1970	Ray Yaeger, TB	183	711	3.9
1971	Rick Gilstrap, TB	144	514	3.6
1972	Wade Hughes, RB	177	761	4.3
1973	Smiley Sanders, RB	113	627	5.5
1974	Ken Callicutt, RB	161	809	5.0
1975	Ken Callicutt, RB	145	572	3.9
1976	Warren Ratchford, TB	119	676	5.7
1977	Warren Ratchford, TB	118	616	5.2
1978	Lester Brown, TB	202	1022	5.1
1979	Marvin Sims, FB	158	743	4.7
1980	Chuck McSwain, TB	114	544	4.8
1981	Cliff Austin, TB	163	824	5.1
1982	Cliff Austin, TB	197	1064	5.4
1983	Kevin Mack, FB	151	862	5.7
1984	Stacey Driver, TB	139	627	4.5
1985	Kenny Flower, TB	227	1200	5.3
1986	Terrence Flagler, TB	192	1258	6.6
1987	Terry Allen, TB	183	973	5.3
1988	Terry Allen, TB	216	1192	5.5
1989	Joe Henderson, TB	178	848	4.8
1990	Ronald Williams, TB	178	941	5.3
1991	Rodney Blunt, TB	175	747	4.3
1992	Rodney Blunt, TB	149	812	5.4
1993	Derrick Witherspoon, TB	111	519	4.7
1994	Lamont Pegues, TB	92	390	4.2

--Leader based on total net yards

## PASSING

Year	Name	Att.	Comp.	Pct.	Yds	
1935	Joe (Net) Berry	72	42	.583	422	
1936	Joe (Net ) Berry	99	32	.323	434	
1937	Bob Bailey	88	35	.398	579	
1938	Bob Bailey	35	18	.514	272	
1939	Banks McFadden	70	31	.443	581	
1940	Chippy Maness	51	19	.373	388	
1941	Booty Payne	90	36	.400	582	
1942	Butch Butler	90	38	.422	504	
1943	Butch Butler	34	12	.353	166	
1944	Sid Tinsley	51	11	.216	248	
1945	Butch Butler	45	11	.244	239	
1946	Dutch Leverman	62	26	.419	501	
Eff.						
Year	Name	Att.	Cmp	Pct.	Yds	Rtg
1947	Bobby Gage	109	47	.413	1002	126.70
1948	Bobby Gage	105	42	.400	799	119.46
1949	Ray Mathews	72	24	.333	487	100.91
1950	Billy Hair	71	29	.408	644	128.08
1951	Billy Hair	164	67	.409	1004	93.61
1952	Don King	69	23	.333	317	52.45
1953	Don King	98	46	.469	706	101.77
1954	Don King	72	32	.444	468	92.35
1955	Don King	79	33	.418	586	96.41
1956	Charlie Bussey	68	26	.382	330	78.75
1957	Harvey White	95	46	.484	841	154.63
1958	Harvey White	87	43	.494	492	89.24
1959	Harvey White	107	56	.523	770	123.81
1960	Lowndes Shingler	145	61	.441	790	79.02



1961	Jim Parker	98	46	.469	735	108.35
1962	Jim Parker	67	30	.448	431	77.91
1963	Jim Parker	117	52	.444	728	88.61
1964	Thomas Ray	59	21	.356	253	60.28
1965	Thomas Ray	175	74	.423	1019	85.03
1966	Jimmy Addison	186	103	.554	1491	125.46
1967	Jimmy Addison	174	82	.471	924	89.67
1968	Billy Ammons	162	74	.457	1006	90.78
1969	Tommy Kendrick	227	107	.471	1457	97.76
1970	Tommy Kendrick	267	133	.498	1407	96.47
1971	Tommy Kendrick	152	64	.421	1040	96.82
1972	Ken Pengitore	131	55	.420	831	85.55
1973	Ken Pengitore	188	82	.436	1370	110.38
1974	Mark Fellers	92	42	.457	783	142.09
1975	Willie Jordan	73	40	.548	728	158.26
1976	Steve Fuller	116	58	.500	835	114.36
1977	Steve Fuller	205	106	.517	1655	124.81
1978	Steve Fuller	187	101	.540	1515	130.10
1979	Billy Lott	174	90	.517	1184	108.40
1980	Homer Jordan	172	85	.494	1311	111.39
1981	Homer Jordan	196	107	.546	1630	130.46
1982	Homer Jordan	100	55	.555	674	104.20
1983	Mike Eppley	166	99	.596	1410	146.00
1984	Mike Eppley	213	116	.545	1494	123.81
1985	Randy Anderson	123	63	.512	703	96.4
1986	Rodney Williams	200	98	.490	1245	99.9
1987	Rodney Williams	209	101	.483	1486	107.9
1988	Rodney Williams	186	78	.419	1144	98.2
1989	Chris Morocco	134	79	.590	1131	141.7
1990	D. Cameron	194	98	.505	1185	108.6
1991	D. Cameron	226	126	.557	1601	115.5
1992	Patrick Sapp	144	60	.417	750	88.1
1993	Patrick Sapp	133	66	.496	1084	122.0
1994	Nealon Greene	94	51	.543	524	102.4

--Leaders based on efficiency rating.

## RECEIVING

Year	Name	No	Yds	Avg
1938	Gus Goins, RE	8	123	15.4
1939	Joe Blalock, LE	15	322	21.5
1940	Joe Blalock, LE	10	211	21.1
1941	Joe Blalock, LE	13	240	18.5
1942	Marion Craig, BB	14	173	12.4
1943	Eddis Freeman, RE	8	175	21.9
1944	Eddis Freeman, LE	9	162	18.0
1945	Eddis Freeman, RE	7	156	22.3
1946	Eddis Freeman, RE	15	181	12.1
1947	John Poulos, LE	6	169	28.2
1948	Oscar Thompson, RE	19	333	17.5
1949	Glenn Smith, RE	25	446	17.8
1950	Glenn Smith, RE	22	498	22.6
1951	Glenn Smith, LE	39	632	16.2
1952	Otis Kempson, LE	15	220	14.7
1953	Dreher Gaskin, E	21	426	20.3
1954	Scott Jackson, E	11	151	13.7
1955	Joe Pagliei, RB	10	233	23.3
1956	Dalton Rivers, E	5	76	15.2
1957	Whitey Jordan, E	12	369	30.7
1958	George Usry, RB	18	171	9.5
1959	Bill Mathis, RB	18	319	17.7
1960	Harry Pavilack, RB	17	272	14.2
1961	Elmo Lam, RB	17	237	13.9
1962	Johnny Case, E	13	213	16.4
1963	Lou Fogle, E	17	218	12.8
1964	Hoss Hostetler, E	8	103	12.9
1965	Phil Rogers, FLK	36	466	12.9
1966	Phil Rogers, FLK	42	574	13.7
1967	Phil Rogers, FLK	28	429	15.3
1968	Charlie Waters, WR	22	411	18.6



Ray Mathews (#70) led Clemson in rushing, scoring, passing, kickoff returns, and interceptions at one time or another in his career.

	Jack Anderson, WR	22	344	15.6
1969	Charlie Waters, FLK	44	738	16.9
1970	John McMakin, TE	40	532	13.3
1971	John McMakin, TE	29	421	14.5
1972	Dennis Goss, FLK	21	385	18.3
1973	Bennie Cunningham, TE	22	341	15.5
1974	Bennie Cunningham, TE	24	391	16.3
1975	Joey Walters, WR	26	394	15.2
1976	Jerry Butler, WR	33	484	14.7
1977	Jerry Butler, WR	47	824	17.5
1978	Jerry Butler, WR	58	908	15.7
1979	Perry Tuttle, WR	36	544	15.1
1980	Perry Tuttle, WR	53	915	17.3
1981	Perry Tuttle, WR	52	883	17.0
1982	Jeff Stockstill, WR	25	247	9.9
1983	Ray Williams, WR	19	342	18.0
1984	Terrance Roulhac, WR	26	512	19.7
1985	Terrance Roulhac, WR	31	533	17.2
1986	Ray Williams, WR	20	280	14.0
	Terrance Roulhac, WR	20	228	11.4
1987	Gary Cooper, WR	34	618	18.2
1988	Keith Jennings, WR	30	397	13.2
1989	Rodney Fletcher, WR	35	556	15.9
1990	Terry Smith, WR	34	480	14.1
1991	Terry Smith, WR	52	829	15.9
1992	Terry Smith, WR	38	596	15.7
1993	Terry Smith, WR	38	776	20.4
1994	Antwuan Wyatt, WR	30	282	9.4

--Leaders are based on number of receptions

## KICKOFF RETURN YARDS

Year	Name	No.	Yds	Avg
1938	Shad Bryant	5	132	26.4
1939	Shad Bryant	3	54	18.0
1940	Booty Payne	2	43	21.5
1941	Charlie Timmons	6	155	25.8
1942	Marion Craig	5	90	18.0
1943	Bill Rogers	7	138	19.7
1944	Sid Tinsley	9	247	27.4

1945	Butch Butler	8	156	19.5
1946	Bill Rogers	4	84	21.0
1947	Bobby Gage	10	244	24.4
1948	Ray Mathews	6	134	22.3
1949	Fred Cone	7	148	21.1
1950	Jackie Calvert	6	89	14.8
1951	Billy Hair	7	185	26.4
1952	Buck George	7	140	20.0
1953	Joe Pagliei	5	99	19.8
1954	Joe Pagliei	7	138	19.7
1955	Joel Wells	8	181	22.6
1956	Joel Wells	6	140	23.3
1957	George Usry	4	105	26.3
1958	Charlie Horne	6	144	24.0
1959	Bill Mathis	10	294	29.4
1960	Mack Matthews	7	104	14.9
1961	Wendal Black	10	213	21.3
1962	Mack Matthews	10	215	21.5
1963	Mack Matthews	6	139	23.2
1964	Hugh Mauldin	7	181	25.6
1965	Tom Duley	14	311	22.2
1966	Jacky Jackson	16	368	23.0
1967	Jacky Jackson	11	210	19.1
1968	Jack Anderson	10	257	25.7
1969	John Shields	25	539	21.6
1970	Bob Bosler	28	568	20.3
1971	Dennis Goss	15	355	23.7
1972	David Thomas	22	522	22.7
1973	Jay Washington	22	474	21.5
1974	Warren Ratchford	20	480	24.0
1975	Willie Scott	26	541	20.8
1976	Warren Ratchford	12	226	18.9
1977	Willie Jordan	14	298	21.3
1978	Willie Jordan	11	232	21.1
1979	Andy Headen	10	214	21.4
1980	Andy Headen	12	195	16.3
1981	Perry Tuttle	12	266	22.2
1982	Steve Griffin	9	172	19.1
1983	Ray Williams	21	494	23.5
1984	Ray Williams	19	354	18.6
1985	Ray Williams	26	502	19.3
1986	Terrance Roulhac	18	578	32.1
1987	Joe Henderson	14	407	29.1
1988	Wesley McFadden	16	324	20.3
1989	Doug Thomas	12	249	20.8
1990	Doug Thomas	11	333	30.3
1991	Larry Ryans	14	319	22.8
1992	Greg Hood	12	274	22.8
1993	Andre Humphrey	29	663	22.9
1994	Andre Humphrey	22	500	22.7

--Leaders based on total return yards.

## INTERCEPTIONS

Year	Name	No.	Yds.
1938	Shad Bryant, DB	3	29
1939	Banks McFadden, DB	2	27
1940	Charlie Timmons, DB	4	5
1941	Charlie Wright, DB	4	44
1942	Butch Butler, DB	4	37
1943	Butch Butler, DB	3	3
1944	Billy G. Rogers, DB	3	22
1945	Eddis Freeman, DB	3	24
1946	Gerald Leverman, DB	2	10
1947	Ray Mathews, DB	2	66
1948	Ray Mathews, DB	5	49
1949	Jim Reynolds, DB	3	13
1950	Fred Knoebel, CB	6	68
1951	Fred Knoebel, CB	7	37
1952	Pete Cook, SS	4	47



1953	Ken Moore, DB	2	85
1954	Don King, DB	2	14
1955	Charlie Bussey, DB	2	52
1956	Joel Wells, DB	2	6
1957	Doug Cline, DB	2	34
1958	Bobby Morgan, DB	2	9
1959	George Usry, DB	3	106
1960	Joe Anderson, DB	3	29
1961	Harry Pavilack, DB	2	3
1962	Rodney Rogers, DB	3	16
1963	Jimmy Bell, DB	3	48
1964	Jimmy Bell, DB	5	0
1965	Wayne Page, DB	4	17
1966	Phil Marion, DB	4	31
1967	Richie Luzzi, DB	3	54
1968	John Fulmer, DB	3	24
1969	Dale Henry, DB	3	29
1970	Don Kelley, DB	3	156
1971	Bobby Johnson, DB	4	57
1972	Bobby Johnson, DB	3	16
1973	Lynn Carson, DB	5	65
1974	Dennis Smith, DB	6	47
1975	Peanut Martin, CB	2	9
1976	Randy Scott, LB	2	6
1977	Steve Ryan, CB	6	67
1978	Rex Varn, SS	4	148
1979	Terry Kinard, FS	3	93
1980	Eddie Geathers, CB	3	20
1981	Terry Kinard, FS	6	51
1982	Johnny Rembert, LB	6	128
1983	Ty Davis, CB	4	21
1984	Terence Mack, OLB	3	28
1985	Kenny Danforth, SS	2	24
1986	Delton Hall, CB	4	121
1987	Donnell Woolford, CB	5	0
1988	Gene Beasley, SS	3	27
1989	Robert O'Neal, FS	8	96
1990	Dexter Davis, CB	6	32
1991	Tyron Mouzon, SS	3	18
1992	Darnell Stephens, SS	3	55
1993	Dexter McCleon, CB-QB	3	14
1994	Dexter McCleon, CB	4	27

—Leaders based on number of interceptions. Ties broken by return yards gained.

### PUNTING

Year	Name	No.	Yds	Avg
1938	Bob Bailey	44	1631	37.1
1939	Banks McFadden	65	2828	43.5
1940	Chippy Maness	51	1989	39.0
1941	Bobby Payne	47	1931	41.1
1942	Butch Butler	73	2679	36.7
1943	Butch Butler	32	1316	41.1
1944	Sid Tinsley	52	2070	39.8
1945	Butch Butler	50	1864	37.3
1946	Gerald Leverman	30	1067	35.5
1947	Bobby Gage	52	2054	39.5
1948	Bobby Gage	37	1317	35.6
1949	Jackie Calvert	26	1087	41.8
1950	Billy Hair	18	610	33.9
1951	Billy Hair	39	632	29.7
1952	Jack Shown	55	2073	37.7
1953	Don King	18	668	37.1
1954	Joe Pagliei	26	955	36.7
1955	Joe Pagliei	20	782	39.1
1956	Charlie Bussey	39	1410	36.1
1957	Charlie Horne	22	695	31.6
1958	Bill Mathis	22	787	35.8
1959	Lowndes Shingler	24	858	35.8
1960	Eddie Werntz	38	1376	36.2

1961	Eddie Werntz	56	2249	40.2
1962	Eddie Werntz	41	1667	40.7
1963	Hugh Mauldin	37	1157	31.3
1964	Don Barfield	60	2191	36.5
1965	Don Barfield	62	2503	40.4
1966	Don Barfield	55	2132	38.7
1967	Sammy Cain	64	2423	37.9
1968	Sammy Cain	60	2235	37.3
1969	Sammy Cain	48	1785	37.3
1970	Jack Anderson	35	1434	41.0
1971	Tony Anderson	73	2714	37.2
1972	Tony Anderson	71	2724	38.4
1973	Mitch Tyner	61	2552	41.8
1974	Mitch Tyner	66	2649	40.1
1975	Richard Holliday	31	1083	35.0
1976	Mike O'Cain	55	2110	38.4
1977	David Sims	64	2462	38.7
1978	David Sims	50	2010	40.2
1979	David Sims	79	3468	43.9
1980	Richard Hendley	52	2001	38.5
1981	Dale Hatcher	44	1908	43.4
1982	Dale Hatcher	46	1871	40.7
1983	Dale Hatcher	47	2051	43.6
1984	Dale Hatcher	54	2361	43.7
1985	Andy Newell	57	2276	39.9
1986	Bill Spiers	59	2310	39.2
1987	Rusty Seyle	53	2011	37.9
1988	Chris Gardocki	45	1924	42.8
1989	Chris Gardocki	48	2062	43.0
1990	Chris Gardocki	58	2580	44.5
1991	Chuck Lynch	58	2146	37.0
1992	Nelson Welch	63	2525	40.1
1993	Nelson Welch	41	1579	38.5
1994	Nelson Welch	76	2980	39.2

—Leaders based on 3.6 punts per game or largest number of punts that season if no one attempted 3.6 per game.



Donnell Woolford, in addition to his contributions as a defensive back, led Clemson in punt returns three straight years.

### PUNT RETURN YARDS

Year	Name	No.	Yds	Avg
1938	Shad Bryant	27	487	18.0
1939	Shad Bryant	31	202	6.5
1940	Chippy Maness	22	169	7.7
1941	Butch Butler	23	225	9.8
1942	Butch Butler	24	164	6.8
1943	Butch Butler	13	114	8.8
1944	Sid Tinsley	17	142	8.4
1945	Butch Butler	26	280	10.8
1946	Hal Leonard	8	73	9.1
1947	Bobby Gage	14	98	7.0
1948	Bobby Gage	12	203	16.9
1949	Jackie Calvert	15	131	8.7
1950	Jackie Calvert	14	225	16.1
1951	Billy Hair	13	146	11.2
1952	Pete Cook	14	134	14.0
1953	Don King	4	36	9.0
1954	Joe Pagliei	7	134	19.1
1955	Jim Coleman	4	77	19.3
1956	Jim Coleman	10	113	11.3
1957	George Usry	8	59	7.4
1958	Bobby Morgan	11	154	14.0
1959	George Usry	17	183	10.8
1960	Harry Pavilack	6	112	18.7
1961	Elmo Lam	8	179	22.4
1962	Mack Matthews	4	96	24.0
1963	Hugh Mauldin	17	193	11.4
1964	Hugh Mauldin	9	100	11.1
1965	Jacky Jackson	8	73	9.1
1966	Frank Liberatore	11	122	11.1
1967	Richie Luzzi	21	143	6.8
1968	Richie Luzzi	16	178	11.1
1969	Don Kelley	19	165	8.7
1970	Don Kelley	24	389	16.2
1971	Jeff Siepe	9	148	16.4
1972	Jeff Siepe	25	125	5.0
1973	Peanut Martin	18	158	8.8
1974	Joey Walters	9	84	9.3
1975	Stan Rome	12	100	8.3
1976	Joey Walters	15	88	5.9
1977	Willie Jordan	33	300	9.1
1978	Willie Jordan	21	269	12.1
1979	Hollis Hall	27	160	5.9
1980	Terry Kinard	12	50	4.2
1981	Billy Davis	34	275	8.1
1982	Billy Davis	24	160	6.7
1983	Billy Davis	17	83	4.9
1984	Reggie Pleasant	28	173	6.2
1985	Kevin Brady	17	45	2.6
1986	Donnell Woolford	25	203	8.1
1987	Donnell Woolford	23	345	15.0
1988	Donnell Woolford	29	192	6.6
1989	James Lott	27	226	8.4
1990	Dexter Davis	32	229	7.2
1991	Darnell Stephens	29	362	12.5
1992	Robert O'Neal	17	145	8.5
1993	Andre Humphrey	13	179	13.8
1994	Dexter McCleon	13	71	5.5

—Leaders based on total return yards.



## PASSING

### CAREER PASSING YARDAGE

Rk	Name	Years	Att	Cmp	Pct	Yards
1.	Rodney Williams	1985-88	717	333	.464	4647
2.	Steve Fuller	1975-78	554	287	.518	4359
3.	Tommy Kendrick	1969-71	644	303	.470	3893
4.	Homer Jordan	1979-82	479	250	.522	3643
5.	Mike Eppley	1980-84	449	252	.561	3354
6.	DeChane Cameron	1988-91	470	257	.547	3300
7.	Jimmy Addison	1965-67	393	202	.514	2616
8.	Bobby Gage	1945-48	278	123	.442	2448
9.	Ken Pengitore	1971-73	356	154	.433	2412
10.	<b>Patrick Sapp</b>	<b>1992-94</b>	<b>365</b>	<b>165</b>	<b>.452</b>	<b>2278</b>
11.	Harvey White	1957-59	289	145	.502	2103
12.	Don King	1952-54	318	134	.421	2077
13.	Jim Parker	1961-63	282	126	.447	1895
14.	Billy Hair	1950-52	295	116	.393	1885
15.	Thomas Ray	1963-65	279	112	.401	1655

### CAREER PASS ATTEMPTS

Rk	Name	Years	Com	Yds	Att
1.	Rodney Williams	1985-88	333	4647	717
2.	Tommy Kendrick	1969-71	303	3893	644
3.	Steve Fuller	1975-78	287	4359	554
4.	Homer Jordan	1979-82	250	3643	479
5.	DeChane Cameron	1988-91	257	3300	470
6.	Mike Eppley	1980-84	252	3354	449
7.	Jimmy Addison	1965-67	202	2616	393
8.	<b>Patrick Sapp</b>	<b>1992-94</b>	<b>165</b>	<b>2278</b>	<b>365</b>
9.	Ken Pengitore	1971-73	154	2412	356
10.	Don King	1952-54	134	2077	318
11.	Billy Hair	1950-52	116	1885	295
12.	Harvey White	1957-59	145	2103	289
13.	Jim Parker	1961-63	126	1895	282
14.	Thomas Ray	1945-48	112	1655	279
15.	Bobby Gage	1963-65	123	2448	278

### CAREER PASS COMPLETIONS

Rk	Name	Years	Com	Yds	Att
1.	Rodney Williams	1985-88	717	4647	333
2.	Tommy Kendrick	1969-71	644	3893	303
3.	Steve Fuller	1975-78	554	4359	287
4.	DeChane Cameron	1988-91	470	3300	257
5.	Mike Eppley	1980-84	449	3354	252
6.	Homer Jordan	1979-82	479	3643	250
7.	Jimmy Addison	1965-67	393	2616	202
8.	<b>Patrick Sapp</b>	<b>1992-94</b>	<b>365</b>	<b>2278</b>	<b>165</b>
9.	Ken Pengitore	1971-73	356	2412	154
10.	Harvey White	1957-59	289	2103	145
11.	Don King	1952-54	318	2077	134

12.	Jim Parker	1961-63	282	1895	126
13.	Bobby Gage	1945-48	278	2448	123
14.	Billy Hair	1950-52	295	1885	116
15.	Thomas Ray	1963-65	279	1655	112

### CAREER COMPLETION PERCENTAGE (Min. 150 Attempts)

Rk	Name	Years	Comp-Att	Pct
1.	Chris Morocco	1986-89	89-157	.567
2.	Mike Eppley	1980-84	252-449	.561
3.	DeChane Cameron	1988-91	257-470	.547
4.	Billy Lott	1977-79	105-198	.530
5.	Homer Jordan	1979-82	250-479	.522
6.	Steve Fuller	1975-78	287-554	.518
7.	Jimmy Addison	1965-67	202-393	.514
8.	Harvey White	1957-59	145-289	.502
9.	Mike O'Cain	1974-76	91-182	.500
10.	Tommy Kendrick	1969-71	303-644	.470
11.	Rodney Williams	1985-88	333-717	.464
12.	<b>Patrick Sapp</b>	<b>1992-94</b>	<b>165-365</b>	<b>.452</b>
13.	Jim Parker	1961-63	126-282	.447
14.	Bobby Gage	1945-48	123-278	.442
15.	Lowndes Shingler	1958-60	104-238	.437

### CAREER INTERCEPTION AVOIDANCE (Min. 100 Attempts)

Rk	Name	Years	Int-Att	Pct
1.	Chris Morocco	1986-89	4-157	.0255
2.	<b>Patrick Sapp</b>	<b>1992-94</b>	<b>10-365</b>	<b>.0274</b>
3.	DeChane Cameron	1988-91	15-470	.0319
4.	Billy Lott	1977-79	7-198	.0353
5.	Rodney Williams	1985-88	27-717	.0377
6.	Steve Fuller	1975-78	21-554	.0379
7.	Randy Anderson	1984-87	6-145	.0414
8.	Harvey White	1957-59	12-289	.0415
9.	Mike O'Cain	1974-76	9-182	.0494
10.	Ken Pengitore	1971-73	18-356	.0606
11.	Homer Jordan	1979-82	27-479	.0563
12.	Mark Fellers	1972-74	7-124	.0564
13.	Mike Eppley	1980-84	26-449	.0579
14.	Lowndes Shingler	1958-60	15-238	.0630
15.	Tommy Kendrick	1969-71	42-644	.0652

### CAREER PASSING YARDS/ATTEMPT

Rk	Name	Years	Att	Yds	Y/Att
1.	Bobby Gage	1945-48	278	2448	8.81
2.	Jackie Calvert	1948-50	101	885	8.76
3.	Chris Morocco	1986-89	157	1238	7.89
4.	Steve Fuller	1975-78	554	4359	7.87
5.	Homer Jordan	1979-82	479	3643	7.61
6.	Mark Fellers	1972-74	124	943	7.60
7.	Mike Eppley	1980-84	449	3354	7.47
8.	Harvey White	1957-59	289	2103	7.28
9.	Mike O'Cain	1974-76	182	1291	7.09
10.	DeChane Cameron	1988-91	470	3300	7.02
11.	Billy Lott	1977-79	198	1385	7.00
12.	Ken Pengitore	1971-73	356	2412	6.78
13.	Jim Parker	1961-63	282	1895	6.72
14.	Jimmy Addison	1965-67	393	2616	6.66

### CAREER TOUCHDOWN PASSES

Rk	Name	Years	ATT	INT	TD
1.	Mike Eppley	1980-84	449	26	28
2.	Tommy Kendrick	1969-71	644	42	24
	Bobby Gage	1945-48	278	27	24
4.	Steve Fuller	1975-78	554	21	22
5.	Harvey White	1967-59	289	12	18
6.	Jimmy Addison	1965-67	393	27	16
7.	Rodney Williams	1985-88	717	27	16
8.	Homer Jordan	1979-82	479	27	15
9.	Billy Hair	1950-52	295	28	15
10.	Don King	1952-54	318	37	14
11.	DeChane Cameron	1988-91	470	15	13
12.	Mark Fellers	1972-74	124	7	12
13.	Ray Matthews	1947-50	118	9	11
14.	Ken Pengitore	1971-73	356	18	11
15.	Lowndes Shingler	1958-60	356	18	9
	<b>Patrick Sapp</b>	<b>1992-94</b>	<b>365</b>	<b>10</b>	<b>9</b>

## RUSHING

### CAREER RUSHING YARDAGE

Rk	Name	Years	TC	Avg	TD	Yards
1.	Kenny Flowers	1983-86	590	4.94	26	2914
2.	Terry Allen	1987-89	523	5.31	28	2778
3.	Buddy Gore	1966-68	600	4.29	15	2571
4.	Ray Yaeger	1968-70	555	4.39	16	2439
5.	Chuck McSwain	1979-82	483	4.80	23	2320
6.	Stacey Driver	1982-85	476	4.82	15	2293
7.	Ken Callicutt	1973-77	492	4.59	11	2256
8.	Lester Brown	1976-79	505	4.45	31	2228
9.	Rodney Blunt	1989-93	508	4.28	13	2173
10.	Fred Cone	1948-50	466	4.66	30	2172
11.	Terrence Flagler	1982-86	379	5.70	17	2162
12.	Cliff Austin	1978-82	423	5.06	27	2139
13.	Joel Wells	1954-56	383	5.06	16	1937
14.	Ray Matthews	1947-50	331	5.70	20	1886
15.	Ronald Williams	1990-92	326	5.60	13	1824
16.	Joe Henderson	1987-89	356	4.92	16	1752
17.	Steve Fuller	1975-78	535	3.20	22	1737
18.	Wesley McFadden	1985-89	332	4.78	13	1587
19.	Billy Hair	1950-52	321	4.92	15	1579
	Tracy Johnson	1985-88	377	4.19	23	1579
21.	Charlie Timmons	1939-41	415	3.72	15	1545
22.	Marvin Sims	1976-79	316	4.88	4	1541
23.	Warren Ratchford	1974-78	292	5.00	4	1470
24.	Kevin Mack	1980-83	303	4.79	12	1450
25.	Smiley Sanders	1971-73	341	4.14	13	1411
26.	Harold Goggins	1975-78	283	4.90	6	1377
27.	Bobby Gage	1945-48	316	4.14	8	1309
28.	Buck George	1951-54	240	5.33	9	1280
29.	Tracy Perry	1976-79	296	4.10	5	1219
30.	Rudy Harris	1990-92	265	4.55	16	1207

### CAREER RUSHING TOUCHDOWNS

Rk	Name	Years	Att	Yds	TD
1.	Lester Brown	1976-79	505	2228	31
2.	Fred Cone	1948-50	466	2172	30
3.	Terry Allen	1987-89	523	2778	28
4.	Cliff Austin	1978-82	423	2139	27
5.	Kenny Flowers	1983-86	590	2914	26
6.	Chuck McSwain	1979-82	483	2320	23
7.	Tracy Johnson	1985-88	377	1579	23
8.	Steve Fuller	1975-78	535	1737	22
9.	Ray Matthews	1947-50	331	1886	20
10.	Terrence Flagler	1982-86	379	2162	17

### CAREER TOTAL CARRIES

RK	Name	Years	Yds	Y/A	Carries
1.	Buddy Gore	1966-68	2571	4.29	600
2.	Kenny Flowers	1983-86	2914	4.94	590
3.	Ray Yaeger	1968-70	2439	4.39	555
4.	Steve Fuller	1975-78	1737	3.20	535
5.	Terry Allen	1987-89	2778	5.31	523
6.	Rodney Blunt	1989-93	2173	4.28	508
7.	Lester Brown	1976-79	2228	4.45	505
8.	Ken Callicutt	1973-77	2256	4.59	492
9.	Chuck McSwain	1979-82	2320	4.80	483
10.	Stacey Driver	1982-85	2292	4.82	476
11.	Fred Cone	1948-50	2172	4.66	466
12.	Cliff Austin	1978-82	2139	5.06	423
13.	Charlie Timmons	1939-41	1545	3.72	415
14.	Rodney Blunt	1989-92	1857	4.52	411
15.	Joel Wells	1954-56	1937	5.06	383

## RECEIVING

### CAREER RECEPTION LEADERS

Rk	Name, Pos	Years	Yds	Avg	TD	Rec
1.	Terry Smith, WR	1990-93	2681	16.5	15	162
2.	Perry Tuttle, WR	1978-81	2534	16.9	17	150
3.	Jerry Butler, WR	1975-78	2223	16.0	11	139
4.	Phil Rogers, WR	1965-67	1469	13.9	5	106
5.	John McMakin, TE	1969-71	1255	13.5	12	93
6.	Terrance Roulhac, WR	1983-86	1487	16.2	16	92
7.	Glenn Smith, TE	1949-51	1576	17.9	18	88
8.	Ray Williams, WR	1983-86	1290	15.0	6	86
9.	Gary Cooper, WR	1985-89	1592	20.2	11	79
10.	Keith Jennings, WR	1985-88	1117	14.3	2	78



Terry Smith is Clemson's career reception leader.

1995 Clemson Football

Bobby Gage's yards/attempt passing record has stood for 47 years.



11.	Charlie Waters, WR	1967-69	1196	17.1	4	68
12.	Jerry Gaillard, WR	1978-81	831	12.6	1	66
13.	Bennie Cunningham, TE	1972-75	1044	16.31	10	64
14.	Joey Walters, WR	1974-76	963	16.32	6	59
15.	Wayne Bell, TE	1964-66	883	16.35	6	54
16.	Frank Magwood, WR	1979-82	920	18.1	3	51
17.	Edgar McGee, TE	1965-67	614	12.2	4	50
18.	Jim Riggs, TE	1983-86	650	13.3	1	49
19.	K. D. Dunn, TE	1981-84	519	11.0	9	47
20.	Ray Yaeger, TB	1968-70	328	7.3	7	45
21.	Larry Ryans, WR	1989-92	531	12.6	2	42

### CAREER RECEPTION YARDAGE

Rk	Name, Pos	Years	Rec	Yds
1.	Terry Smith, WR	1990-93	162	2681
2.	Perry Tuttle, WR	1978-81	150	2534
3.	Jerry Butler, WR	1975-78	139	2223
4.	Gary Cooper, WR	1985-89	79	1592
5.	Glenn Smith, TE	1949-51	88	1576
6.	Terrence Roulhac, WR	1983-86	92	1487
7.	Phil Rogers, WR	1965-67	106	1469
8.	Ray Williams, WR	1983-86	86	1290
9.	John McMakin, WR	1969-71	92	1255
10.	Charlie Waters, WR	1967-69	68	1166
11.	Keith Jennings, WR	1985-88	78	1117
12.	Bennie Cunningham, TE	1972-75	69	1044
13.	Joey Walters, WR	1974-76	59	963
14.	Frank Magwood, WR	1979-82	51	920
15.	Wayne Bell, TE	1964-66	54	883
16.	Jerry Gaillard, WR	1978-81	66	831
17.	Joe Blalock, TE	1939-41	38	773

### TOUCHDOWN RECEPTIONS


Rk	Name, Pos	Years	TD
1.	Glenn Smith, TE	1949-51	18
2.	Perry Tuttle, WR	1978-81	17
3.	Terrance Roulhac, WR	1983-86	16
4.	Terry Smith, WR	1990-93	15
5.	John McMakin, TE	1969-71	12
6.	Jerry Butler, WR	1975-78	11
7.	Joe Blalock, TE	1939-41	11
	Gary Cooper, WR	1985-89	11
9.	Bennie Cunningham, TE	1972-75	10

### CAREER YARDS PER RECEPTION (Min 30 Receptions)

Rk	Name, Pos	Years	Rec.	Yds	Y/Rec
1.	Joe Blalock, TE	1939-41	38	773	20.34
2.	Gary Cooper, FLK	1985-89	79	1592	20.15
3.	Frank Magwood, WR	1979-82	51	920	18.04
4.	Glenn Smith, TE	1949-51	88	1516	17.91
5.	Eddis Freeman, TE	1943-46	37	655	17.70
6.	Dwight Clark, WR	1975-78	33	571	17.30
7.	Bill Mathis, TB	1957-59	35	602	17.20
8.	Charlie Waters, WR	1967-69	68	1166	17.15
9.	<b>Marcus Hinton, WR</b>	<b>1992-94</b>	<b>34</b>	<b>578</b>	<b>17.00</b>
10.	Perry Tuttle, WR	1978-81	150	2534	16.89
11.	Terry Smith, WR	1990-93	162	2681	16.55
12.	Wayne Bell, TE	1964-66	54	883	16.35
13.	Joey Walters, WR	1974-76	59	883	16.35
14.	Bennie Cunningham, TE	1972-75	64	1044	16.31
15.	Terrance Roulhac, WR	1983-86	92	1487	16.16
16.	Jerry Butler, WR	1975-78	139	2223	15.99

### CAREER TOTAL OFFENSE

Rk	Name	Years	Plays	Rush	Pass	Total
1.	Steve Fuller	1975-78	1089	1737	4359	6096
2.	Rodney Williams	1985-88	1024	863	4647	5510
3.	Homer Jordan	1979-82	859	971	3643	4614
4.	DeChane Cameron	1988-91	765	926	3300	4226
5.	Bobby Gage	1945-48	594	1309	2448	3757
6.	Mike Eppley	1980-84	614	398	3354	3752
7.	Billy Hair	1950-52	616	1579	1885	3464
8.	Tommy Kendrick	1969-71	794	-484	3893	3409
9.	Ken Pengitore	1971-73	703	898	2412	3310
10.	Kenny Flowers	1983-86	590	2914	0	2914
11.	Terry Allen	1987-89	525	2778	66	2844
12.	Ray Mathews	1947-50	449	1886	907	2793
13.	Jimmy Addison	1965-67	472	172	2616	2788
14.	Don King	1952-54	574	684	2077	2761
15.	Harvey White	1957-59	483	489	2103	2592
16.	Buddy Gore	1966-68	601	2571	0	2571
17.	<b>Patrick Sapp</b>	<b>1992-94</b>	<b>509</b>	<b>223</b>	<b>2278</b>	<b>2501</b>
18.	Ray Yaeger	1968-70	560	2439	50	2489
19.	Stacey Driver	1982-85	488	2293	134	2427



**Eric Harmon started more games than any other Clemson player in history.**

20.	Jlm Parker	1961-63	449	518	1895	2413
21.	Ken Callicutt	1973-77	499	2256	99	2355
22.	Chuck McSwain	1979-82	483	2320	0	2320
23.	Lester Brown	1976-79	505	2258	0	2258
24.	Fred Cone	1948-50	469	2172	11	2183
25.	Rodney Blunt	1989-93	508	2173	0	2173

### CAREER SCORING

Rk	Name	Years	TD	PAT	FGA	TPS
1.	Nelson Welch, PK	1991-94	0	85-92	72-102	301
2.	Obed Ariri, PK	1977-80	0	99-103	63-97	288
3.	Chris Gardocki, PK	1988-90	0	72-72	63-89	261
4.	David Treadwell, PK	1985-87	0	92-93	47-66	233
5.	Bob Paulling, PK	1979-83	0	107-109	23-41	209
6.	Lester Brown, RB	1976-79	32			192
7.	Fred Cone, RB	1948-50	31	3-4		189
8.	Ray Mathews, RB	1947-50	28			168
	Terry Allen, RB	1987-89	28			168
	Kenny Flowers, RB	1983-86	28			168
11.	Cliff Austin, RB	1978-82	27			162
12.	Ray Yaeger, RB	1968-70	23	2		140
13.	Donald Igwebuike, PK	1981-84		41-41	32-43	139
14.	Chuck McSwain, RB	1979-82	23			138
	Tracy Johnson, RB	1985-88	23			138
16.	Eddie Seigler, RB	1970-72		44-46	30-60	134
	Steve Fuller, QB	1975-78	22	*2		134
	Terrence Flagler, RB	1983-86	22	*2		134
19.	Charlie Timmons, RB	1939-41	15	39		129
20.	Bill Mathis, RB	1957-59	20	6		126
21.	Glenn Smith, TE	1949-51	18			108
	Rudy Harris, RB	1990-92	18			108
23.	Joel Wells, RB	1954-56	17			102
	Perry Tuttle, WR	1978-81	17			102
	Joe Henderson, RB	1987-89	17			102
	T. Roulhac, WR	1983-86	17			102

\*Denotes total 2-point conversion points

### CAREER INTERCEPTIONS

Rk	Name, Pos	Years	Yds	Avg	TD	Int
1.	Terry Kinard, FS	1978-82	147	8.6	0	17
2.	Fred Knoebel, DB	1950-52	122	8.1	0	15
3.	Eddie Geathers, CB	1977-80	114	9.5	0	12
	Robert O'Neal, FS	1989-92	119	9.9	0	12
5.	Pete Cook, CB	1950-52	129	11.7	0	11
6.	Ray Mathews, DB	1947-50	131	13.1	0	10
	Dexter Davis, CB	1988-90	27	2.7	1	10
	Bobby Gage, DB	1945-48	97	9.7	0	10
	Steve Ryans, FS	1975-78	107	10.7	0	10
	Rex Varn, FS	1976-79	275	27.5	2	10
	Donnell Woolford, CB	1985-88	26	2.6	0	10
12.	Dennis Smith, DB	1973-75	102	11.3	1	9
	Ben Anderson, DB	1970-72	76	8.4	0	9
14.	Archie Baker, DB	1950-52	79	9.8	1	8
	Peanut Martin, DB	1972-75	50	6.3	0	8
	Johnny Rembert, LB	1981-82	143	17.9	1	8
	Ty Davis, DB	1980-84	53	6.6	0	8

## SERVICE

### CAREER LEADERS IN GAMES STARTED

Rk	Name, Pos	Years	Game
1.	Eric Harmon, OG	1987-90	47
2.	Nelson Welch, PK	1991-94	46
3.	Jeb Flesch, OG	1988-91	45
4.	Rodney Williams, QB	1985-88	44
5.	Obed Ariri, PK	1977-80	43
	Dale Hatcher, P	1981-84	43
	Levon Kirkland, OLB	1988-91	43
8.	Terry Smith, WR	1990-93	42
	Bubba Brown, LB	1976-79	42
	James Lott, FS	1986-89	42
10.	Jonathan Brooks, DE	1975-78	40
	Jim Stuckey, DT	1976-79	40
	Robert O'Neal, FS	1989-92	40

### CAREER LEADERS IN START BY POSITION (# of Games started at that position)

#### Offense

TE:	33 by Bennie Cunningham, 1972-75
OT:	33 by Gary Brown, 1979-82
	33 by Bruce Bratton, 1988-91
OG:	47 by Eric Harmon, 1987-89
C:	36 by Jeff Bak, 1985-88
WR:	42 by Terry Smith, 1990-93
QB:	44 by Rodney Williams, 1985-88
RB:	32 by Ken Callicutt, 1973-77
PK:	46 by Nelson Welch, 1991-94

#### Defense:

DE/OLB:	43 by Levon Kirkland, 1988-91
DT:	40 by Jim Stuckey, 1976-79
MG:	35 by Rob Bodine, 1989-91
ILB:	42 by Bubba Brown, 1976-79
SS:	37 by Gene Beasley, 1985-88
FS:	42 by James Lott, 1986-89
CB:	35 by Donnell Woolford, 1985-88
P:	43 by Dale Hatcher, 1981-84

### CAREER GAMES PLAYED

Rk	Name, Pos	Years	Games
1.	Rodney Williams, QB	1985-88	48
	Mark Drag, MG	1985-88	48
	Jeff Bak, C	1985-88	48
	Otis Moore, DT	1986-89	48
	Stacy Fields, TE	1987-90	48
	Jerome Henderson, CB	1987-90	48
	John Johnson, OLB	1987-90	48
	Jeb Flesch, OG	1988-91	48
	Levon Kirkland, OLB	1988-91	48
	Ed McDaniel, ILB	1988-91	48

## SPECIAL TEAMS

### CAREER PUNT RETURN YARDAGE

Rk	Name	Years	No	Avg	TD	Yds
1.	Shad Bryant	1937-39	65	12.0	1	779
2.	Donnell Woolford	1985-88	78	9.6	2	754
3.	James Lott	1986-89	71	9.6	0	683
4.	Don Kelley	1969-71	56	11.3	2	632
5.	Willie Jordan	1975-78	54	10.5	0	569
6.	Billy Davis	1980-83	87	6.4	0	555
7.	Darnell Stephens	1991-93	44	10.5	1	463
8.	Steak Lawton	1934-36	26	17.5	2	456
9.	Richie Luzzi	1966-68	56	7.9	1	441
10.	Bobby Gage	1945-48	39	11.3	1	439
11.	Jackie Calvert	1948-50	33	13.2	0	433
12.	Robert O'Neal	1989-92	45	9.1	0	410
13.	Hugh Mauldin	1963-65	32	10.5	0	336
	George Usry	1957-59	35	9.6	0	336
15.	Frank Liberatore	1964-67	29	11.2	2	325

### CAREER KICKOFF RETURN YARDAGE

Rk	Name	Years	No	Avg	TD	Yds
1.	<b>Andre Humphrey</b>	<b>1992-94</b>	<b>62</b>	<b>22.1</b>	<b>0</b>	<b>1373</b>
2.	Ray Williams	1983-86	66	20.5	0	1350
3.	Terrence Roulhac	1983-86	42	26.4	0	1108
4.	Warren Ratchford	1974-78	44	22.0	0	848
5.	Joe Henderson	1987-89	30	27.6	1	802
6.	William Scott	1974-75	36	20.1	0	723
7.	John Shields	1968-69	30	21.6	0	647
8.	Buddy Gore	1966-68	26	24.5	0	637



9.	Willie Jordan	1975-78	29	21.0	0	610
10.	Doug Thomas	1987-90	23	25.3	2	582
11.	Jacky Jackson	1965-67	27	21.4	0	578
12.	Steve Griffin	1982-86	27	21.4	0	577
13.	Bob Bosler	1970-72	29	19.6	0	568
14.	Larry Ryans	1989-92	26	20.5	0	532
15.	David Thomas	1972	23	22.7	0	522

### CAREER KICK SCORING

Rk	Name	Years	Pts
1.	Nelson Welch	1991-94	301
2.	Obed Ariri	1977-80	288
3.	Chris Gardocki	1988-90	261

4.	David Treadwell	1985-87	233
5.	Bob Paulling	1979-83	209
6.	Donald Igwebuike	1981-84	139
7.	Eddie Seigler	1970-72	134

### CAREER FIELD GOALS

Rk	Name	Years	FGS
1.	Nelson Welch	1991-94	72
2.	Obed Ariri	1977-80	63
	Chris Gardocki	1988-90	63
4.	David Treadwell	1985-87	47
5.	Bob Paulling	1979-83	34
6.	Donald Igwebuike	1981-84	32

7.	Eddie Seigler	1970-72	30
----	---------------	---------	----

### CAREER PATS

Rk	Name	Years	Pts
1.	Bob Paulling	1979-83	107
2.	Obed Ariri	1977-80	99
3.	David Treadwell	1985-87	92
4.	Nelson Welch	1991-94	85
5.	Charles Radcliff	1950-52	72
6.	Chris Gardocki	1988-90	72
7.	Lon Armstrong	1959-61	53

### CAREER TOUCHDOWN RESPONSIBILITY

Rk	Player	Years	Rush	Pass	*Other	Total
1.	Steve Fuller, QB	1975-78	22	22	0	44
2.	Ray Mathews, WB	1947-50	20	11	8	39
3.	Bobby Gage, TB	1945-48	8	24	3	35
4.	Mike Eppley, QB	1980-84	5	28	0	33
5.	Lester Brown, TB	1976-79	31	0	1	32
6.	Fred Cone, FB	1948-50	30	0	1	31
7.	Billy Hair, TB	1950-52	15	15	1	31
8.	Terry Allen, TB	1987-89	28	1	0	29
9.	Kenny Flowers, TB	1983-86	26	0	2	28
10.	Rodney Williams, QB	1985-88	12	16	0	28

\*Included punt return, kickoff return, pass receiving, interception return and fumble return.

### CAREER ALL-PURPOSE RUSHING

Rk	Name, Pos	Years	Rush	Rec	KOR	PR	Total
1.	Buddy Gore, TB	1966-68	2571	65	637		3273
2.	Kenny Flowers, TB	1983-86	2914	192	40		3146
3.	Ray Mathews, WB	1947-50	1886	650	294	298	3128
4.	Terry Allen, TB	1987-89	2778	243	80		3101
5.	Ray Yauger, TB	1968-70	2439	328	177		2944
6.	Perry Tuttle, WR	1978-81	103	2534	266		2903
7.	Ray Williams, WR	1983-86	118	1290	1350		2758
8.	Terry Smith, WR	1990-93	34	2681			2715
9.	Joe Henderson, TB	1987-89	1752	99	802	5	2658
10.	Fred Cone, FB	1948-50	2172	215	264		2651
11.	T. Roulhac, WR	1983-86	43	1487	1108		2638
12.	Joel Wells, TB	1954-56	1937	201	390	79	2607
13.	Terrence Flagler, TB	1983-86	2162	326	116		2604
14.	Lester Brown, TB	1976-80	2228	245	76		2549
15.	Stacey Driver, TB	1982-85	2250	174	120		2544
16.	Warren Ratchford, TB	1974-78	1470	176	848		2494
17.	Ken Callicutt, TB	1973-77	2256	189			2445
18.	Chuck McSwain, TB	1979-82	2320	62	31		2413
19.	Billy Hair, TB	1950-52	1579	129	324	332	2364
20.	Jerry Butler, WR	1975-78	29	2223	78		2330

### CAREER PUNTING AVERAGE LEADERS (MIN 50 ATTEMPTS)

Rk	Name	Years	Att	Yds	Avg
1.	Chris Gardocki	1988-90	151	6566	43.48
2.	Dale Hatcher	1981-84	191	8191	42.99
3.	Banks McFadden	1937-39	94	3967	42.20
4.	David Sims	1977-80	197	8126	41.25
5.	Mitch Tyner	1973-74	127	5201	40.95
6.	Jack Anderson	1968-70	56	2276	40.64
7.	Andy Newell	1984-85	59	2378	40.31
8.	Nelson Welch	1991-94	180	7084	39.36
9.	Eddie Wernitz	1960-62	135	5292	39.20
10.	Bill Spiers	1986	59	2310	39.15



Mark Fellers is Clemson's career passing efficiency leader.

### PASSING EFFICIENCY (Minimum 100 Attempts)

Rk	Player	Years	Att.	Comp.	Comp. Pct.	Had Int.	Int. Pct.	Yards	Yds/ Att.	TD	TD Pct.	Rating Points
1.	Mark Fellers	1972-73-74	124	58	46.8	7	5.64	943	7.60	12	9.68	131.30
2.	Chris Morocco	1986-87-88-89	157	89	56.7	4	2.55	1238	7.89	6	3.82	130.44
3.	Mike Eppley	1980-82-83-84	449	252	56.1	26	5.79	3354	7.47	28	6.23	127.85
4.	Bobby Gage	1945-46-47-48	278	123	44.2	27	9.71	2448	8.81	24	8.63	127.26
5.	Harvey White	1957-58-59	289	145	50.2	12	4.15	2103	7.28	18	6.22	123.58
6.	Jackie Calvert	1948-49-50	101	40	39.6	8	7.92	885	8.76	8	7.92	123.48
7.	Steve Fuller	1975-76-77-78	554	287	51.8	21	3.79	4359	7.87	22	3.97	123.43
8.	DeChane Cameron	1988-89-90-91	470	257	54.7	15	3.19	3300	7.02	13	2.76	116.41
9.	Homer Jordan	1979-80-81-82	479	250	52.2	27	5.63	3643	7.61	15	3.13	115.19
10.	Billy Lott	1977-78-79	198	105	53.0	7	3.53	1385	7.00	5	2.52	113.06
11.	Mike O'Cain	1974-75-76	182	91	50.0	9	4.94	1291	7.09	6	3.30	110.57
12.	Jimmy Addison	1965-66-67	393	202	51.4	27	6.87	2616	6.66	16	4.07	107.04
13.	Rodney Williams	1985-86-87-88	717	333	46.4	27	3.77	4647	6.48	16	2.23	100.72
14.	Ken Pengitore	1971-72-73	356	154	43.3	18	5.06	2412	6.78	11	3.09	100.33



# Defensive Records

(Since 1976)

## **Total Tackles**

Game: 24 by Jeff Davis vs. North Carolina (1980)  
 Season: 175 by Jeff Davis (1981)  
 Career: 515 by Bubba Brown (1976-79)

## **First Hits**

Game: 17 by Jeff Davis vs. North Carolina (1980)  
 Season: 119 by Jeff Davis (1981)  
 Career: 295 by Jeff Davis (1978-81)

## **Tackles by a Lineman**

Game: 19 by Edgar Pickett (DE) vs. Wake Forest (1983)  
 Season: 114 by Mark Heniford (DT) (1977)  
 Career: 314 by Jim Stuckey (DT) (1976-79)

## **Tackles by Defensive Back**

Game: 17 by Willie Underwood vs. South Carolina (1980)  
 by Ronald Watson vs. Georgia Tech (1984)  
 Season: 117 by Anthony Johnson (1985)  
 Career: 294 by Terry Kinard (1978-1982)

## **Tackles for Minus Yardage**

Game: 5 by Steve Durham vs. Maryland (1979)  
 5 by Michael Dean Perry vs. N.C. State (1987)  
 Season: 27 by William Perry (1984)  
 27 by Rob Bodine (1991)  
 Career: 61 by Michael Dean Perry (1984-87)

## **Passes Broken Up**

Game: 5 by Perry Williams vs. VPI (1985)  
 Season: 15 by Ty Davis (1984)



Edgar Pickett had 19 tackles against Wake Forest in 1983, a record for a Clemson lineman.

15 by Ty Davis (1984)  
 15 by Delton Hall (1985)  
 15 by Donnell Woolford (1987, 1988)  
 Career: 44 by Donnell Woolford (1985-88)

## **Quarterback Sacks**

Game: 3 by Jim Stuckey vs. W. Forest, Maryland (1979)  
 3 by Steve Durham vs. Maryland (1979)  
 3 by Michael Dean Perry vs. N.C. State (1984)  
 3 by Michael Dean Perry vs. Virginia Tech (1987)  
 3 by Chester McGlockton vs. South Carolina (1990)  
 3 by Brentson Buckner vs. North Carolina (1992)  
 3 by Wardell Rouse vs. Maryland (1993)  
 Season: 10 by Jim Stuckey (1979)  
 10 by William Perry (1984)  
 10 by Michael Dean Perry (1987)  
 Career: 28 by Michael Dean Perry (1984-87)

## **Fumble Recoveries**

Game: 2 by Randy Scott vs. Duke (1978)  
 by Jim Scott vs. Boston College (1983)  
 by Henry Walls vs. Duke (1985)  
 by Gene Beasley vs. Furman (1988)  
 by Levon Kirkland vs. Georgia Tech (1989)  
 by Tyron Mouzon vs. South Carolina (1989)  
 Season: 4 by Jeff Davis (1981)  
 by William Devane (1983)  
 Career: 8 by Jeff Davis (1977-81)

## **Caused Fumbles**

Game: 2 by many players  
 (Last: Chuck Winslow vs. Virginia, 1994)  
 Season: 4 by five players  
 (Last: Ed McDaniel, Chester McGlockton, 1990)  
 Career: 10 by Jeff Davis (1978-81)  
 10 by Ed McDaniel (1988-91)

## **Interceptions**

Game: 3 by Kit Jackson vs. Wake Forest (1965)  
 Season: 8 by Robert O'Neal (1989)  
 Career: 17 by Terry Kinard (1978-82)

## **Interception Return Yards**

Game: 101 (2 int.) by Willie Underwood vs. S. Carolina (1980)  
 Season: 156 (3 int.) by Don Kelley (1970)  
 Career: 275 (10 int.) by Rex Varn (1976-79)

## **Takeaways**

Game: 3 (3 int.) by Kit Jackson vs. Wake Forest (1965)  
 3 (1 int., 2 FR) by Randy Scott vs. Duke (1978)  
 3 (2 int., 1 FR) by Andre Carter vs. Virginia (1994)  
 Season: 9 (8 int., 1 FR) by Robert O'Neal (1989)  
 Career: 19 (17 int., 2 FR) by Terry Kinard (1978-92)

## **Special Teams Tackles (since 1986)**

Game: 6 by Arthur Bussie vs. Long Beach State (1990)  
 Season: 23 by Shane Scott (1990)  
 23 by David Joye (1990)  
 Career: 45 by Ashley Sheppard (1989-92)

## **SINGLE GAME TACKLE BESTS**

No	Name	Opponent	Year
24	Jeff Davis, LB	North Carolina	1980
22	Jeff Davis, LB	Maryland	1980
22	Bubba Brown, LB	Ohio State	1978
22	Bubba Brown, LB	N.C. State	1979
21	Henry Walls, LB	Georgia Tech	1985
21	Willie Anderson, MG	South Carolina	1974
20	Jeff Davis, LB	Tulane	1981
20	Henry Walls, LB	Boston College	1983
20	Tim Jones, LB	Duke	1994



## YEARLY LEADERS

### YEARLY TACKLE LEADERS

1976	Randy Scott, LB	130
1977	Randy Scott, LB	133
1978	Bubba Brown, LB	170
1979	Bubba Brown, LB	150
1980	Jeff Davis, LB	160
1981	Jeff Davis, LB	175
1982	Terry Kinard, FS	89
1983	Henry Walls, LB	93
1984	William Perry, MG	100
1985	Henry Walls, LB	153
1986	Norman Haynes, LB	74
1987	James Earle, OLB	79
1988	Ed McDaniel, LB	104
1989	Doug Brewster, LB	100
1990	Ed McDaniel, LB	109
1991	Ed McDaniel, LB	114
1992	Tim Jones, LB	89
1993	Tim Jones, LB	109
1994	Tim Jones, LB	118

### YEARLY TACKLE FOR LOSS LEADERS

1976	Randy Scott, LB	12
1977	Randy Scott, LB	18
1978	Randy Scott, LB	11
1979	Jim Stuckey, DT	20
1980	Steve Durham, DT	8
1981	Jeff Bryant, DT	19
1982	Edgar Pickett, DE	10
1983	William Perry, MG	15
1984	William Perry, MG	27
1985	Steve Berlin, DT	9
1986	Michael Dean Perry, DT	15
1987	Michael Dean Perry, DT	24
1988	Mark Drag, MG	12
1989	Chester McGlockton, DT	10
	Wayne Simmons, OLB	10
1990	Rob Bodine, MG	14
1991	Rob Bodine, MG	27
1992	Brentson Buckner, DT	18
1993	Brentson Buckner, DT	14
1994	Darnell Stephens, OLB	13
	Wardell Rouse, OLB	13


### YEARLY PBU LEADERS

1977	Mark Heniford, DE	7
1978	Steve Ryan, CB	5
1979	Eddie Geathers, CB	6
1980	Willie Underwood, SS	8
1981	Hollis Hall, CB	11
1982	Terry Kinard, FS	12
1983	Rod McSwain, CB	11
1984	Ty Davis, CB	15
1985	Delton Hall, CB	15
1986	Delton Hall, CB	14
1987	Donnell Woolford, CB	15
1988	Donnell Woolford, CB	15
1989	Jerome Henderson, CB	14
1990	Dexter Davis, CB	9
1991	Robert O'Neal, FS	11
1992	Robert O'Neal, FS	9
1993	<b>Brian Dawkins, SS</b>	<b>10</b>
1994	<b>Dexter McCleon, CB</b>	<b>8</b>

### YEARLY SACK LEADERS (Sacks—Yards since 1980)

1977	Archie Reese, DT	8
1978	Jonathan Brooks, DE	6
1979	Jim Stuckey, DT	10
1980	Steve Durham, DT	6-44
1981	Jeff Bryant, DT	8-61
1982	Jim Scott, DT	6-44
1983	William Perry, MG	6-40
1984	William Perry, MG	10-68
1985	Steve Berlin, DT	3-26
1986	Michael Dean Perry, DT	9-60

1995 Clemson Football



**Fred Knoebel**  
15 Career Takeaways

1987	Michael Dean Perry, DT	10-86
1988	Jesse Hatcher, OLB	7.5-58
1989	Chester McGlockton, DT	7-46
1990	Vance Hammond, DT	8.5-63
1991	Rob Bodine, MG	7.5-62
1992	Ashley Sheppard, OLB	8.5-67
1993	Brentson Buckner, DT	6.5-42
1994	Darnell Stephens, OLB	8-54

### YEARLY TAKEAWAY LEADERS

Year	Name, Pos	Int	Fr	Tot
1977	Steve Ryan, CB	6	0	6
1978	Steve Ryan, CB	4	2	6
1979	Jeff Davis, ILB	3	2	5
1980	Eddie Geathers, CB	3	1	4
1981	Hollis Hall, CB	5	1	6
	Terry Kinard, FS	6	0	6
1982	Terry Kinard, FS	6	1	7
1983	Ty Davis, CB	4	0	4
	William Devane, MG	0	4	4
1984	Terence Mack, OLB	3	1	4
1985	Henry Walls, ILB	2	3	5
1986	Delton Hall, CB	5	0	5
1987	Donnell Woolford, CB	5	1	6
1988	Gene Beasley, SS	3	3	6
1989	Robert O'Neal, FS	8	1	9
1990	Dexter Davis, CB	6	1	7
1991	Kenzil Jackson, ILB	2	1	3
	Tyrone Mouzon, SS	3	0	3
1992	Norris Brown, SS	3	0	3
	Tim Jones, ILB	3	0	3
	Darnell Stephens, SS	3	0	3
1993	<b>Brian Dawkins, SS</b>	<b>3</b>	<b>1</b>	<b>4</b>
	Tim Jones, ILB	2	2	4
	Wardell Rouse, OLB	2	2	4
1994	<b>Andre Carter, FS</b>	<b>4</b>	<b>1</b>	<b>5</b>

### YEARLY FUMBLE RECOVERY LEADERS

1977	Roy Eppes, DB	3
1978	Randy Scott, ILB	3
1979	Jeff Davis, ILB	2
1980	Jeff Davis, ILB	2
	Joe Glenn, DE	2
1981	Jeff Davis, ILB	4
1982	Dan Benish, DT	2
	Tim Childers, SS	2
	Ty Davis, CB	2
	James Robinson, DT	2
1983	William Devane, MG	4

1984	William Perry, MG	3
1985	A.J. Johnson, FS	3
	Henry Walls, ILB	3
1986	Eight players with 1	
1987	Tony Stephens, MG	2
1988	Gene Beasley, SS	3
	Doug Brewster, ILB	3
1989	Levon Kirkland, OLB	3
	Vince Taylor, ILB	3
1990	Darren Calhoun, ILB	2
	John Johnson, OLB	2
	Ed McDaniel, ILB	2
1991	Levon Kirkland, OLB	2
	Wayne Simmons, OLB	2
1992	Eight players with 1	
1993	Tim Jones, ILB	2
	Wardell Rouse, OLB	2
	Brett Williams, DT	2
1994	LaMarick Simpson, DT	3


## SINGLE SEASON BESTS

### TACKLES

Rk	Name	Season	No
1.	Jeff Davis, LB	1981	175
2.	Bubba Brown, LB	1978	170
3.	Jeff Davis, LB	1980	160
4.	Henry Walls, LB	1985	153
5.	Bubba Brown, LB	1979	150
6.	Keith Williams, LB	1985	138
7.	Randy Scott, LB	1978	134
8.	Randy Scott, LB	1977	133
9.	Jeff Davis, LB	1979	123
10.	Bubba Brown, LB	1977	120

### TACKLES FOR LOSS

Rk	Name	Season	No
1.	William Perry, MG	1984	27
	Rob Bodine, MG	1991	27
3.	Michael Dean Perry, DT	1987	24
4.	Jim Stuckey, DT	1979	20
5.	Jeff Bryant, DT	1981	19



**Robert O'Neal had a record nine takeaways in 1989.**



6.	Randy Scott, LB	1977	18
	Chester McGlockton, DT	1991	18
	Brentson Buckner, DT	1992	18
9.	Archie Reese, DT	1977	16
	Steve Durham, DT	1979	16

#### SACKS

Rk	Name	Season	No
1.	William Perry, MG	1984	10
	Jim Stuckey, DT	1979	10
	Michael Dean Perry, DT	1987	10
4.	Michael Dean Perry, DT	1986	9
5.	Vance Hammond, DT	1990	8.5
	Ashley Sheppard, OLB	1992	8.5
7.	Jeff Bryant, DT	1981	8
	Brentson Buckner, DT	1992	8
9.	Darnell Stephens, OLB	1994	8

#### PASSES BROKEN UP

Rk	Name	Season	No
1.	Delton Hall, CB	1985	15
	Ty Davis, CB	1984	15
	Donnell Woolford, CB	1987	15
	Donnell Woolford, CB	1988	15
5.	Reggie Pleasant, CB	1984	14
	Jerome Henderson, CB	1989	14
	Delton Hall, CB	1986	14
7.	Perry Williams, CB	1985	13
	Dexter Davis, CB	1989	13
	James Lott, FS	1987	13

#### TAKEAWAYS

Rk.	Name	Season	Int	FRTot
1.	Robert O'Neal, FS	1989	8	1 9
2.	Dexter Davis, CB	1990	6	1 7
	Terry Kinard, FS	1982	6	1 7
	Fred Knoebel, DB	1952	7	* 7
5.	Gene Beasley, FS	1988	3	3 6
	Hollis Hall, CB	1981	5	1 6
	Terry Kinard, FS	1981	6	0 6
	Levon Kirkland, OLB	1989	3	3 6
	Johnny Rembert, ILB	1982	6	0 6
	Steve Ryan, ILB	1978	4	2 6
	Steve Ryan, ILB	1977	6	0 6
	Dennis Smith, DB	1974	6	* 6
	Donnell Woolford, CB	1987	5	1 6

### CAREER LEADERS

#### TACKLES

Rk	Player	Pos	Years	No
1.	Bubba Brown, LB		1976-79	515
2.	Jeff Davis, LB		1978-81	469
3.	Ed McDaniel, LB		1988-91	389
4.	Randy Scott, LB		1975-78	382
5.	Tim Jones, LB		1991-94	338
6.	Henry Walls, LB		1983-85	316
7.	Jim Stuckey, DT		1976-79	314
8.	Doug Brewster, LB		1987-90	312
9.	Terry Kinard, FS		1978-82	294
10.	Terence Mack, DE		1983-86	285
11.	Levon Kirkland, OLB		1988-91	273
12.	William Perry, MG		1981-84	261
13.	Keith Williams, LB		1983-85	259
14.	Brentson Buckner, DT		1990-93	253
15.	Robert O'Neal, FS		1989-92	252
16.	Rob Bodine, MG		1989-91	246
17.	Gene Beasley, SS		1985-88	241
18.	Michael D. Perry, DT		1984-87	239

#### SACKS

Rk	Name	Years	No
1.	Michael Dean Perry, DT	1984-87	28
2.	William Perry, MG	1981-84	27
3.	Brentson Buckner, DT	1990-93	22
4.	Chester McGlockton, DT	1989-91	20.5
5.	Levon Kirkland, OLB	1988-91	19
	Wayne Simmons, OLB	1989-92	19
7.	Jim Stuckey, DT	1976-79	18

8.	Steve Durham, DT	1977-80	17
9.	Ashley Sheppard, OLB	1989-92	15.5
10.	John Johnson, OLB	1987-90	15
	Rob Bodine, MG	1989-91	15
12.	Jesse Hatcher, OLB	1987-88	14.5
13.	Jeff Bryant, DT	1978-81	14

#### TACKLES FOR LOSS

Rk	Name	Years	No
1.	Michael Dean Perry, DT	1984-87	61
2.	William Perry, MG	1981-84	60
3.	Rob Bodine, MG	1989-91	48
4.	Brentson Buckner, DT	1990-93	46
5.	Randy Scott, LB	1975-78	43
6.	Levon Kirkland, OLB	1988-91	40
7.	Chester McGlockton, DT	1989-91	39
8.	Jim Stuckey, DT	1976-79	36
	Wayne Simmons, OLB	1989-92	36
10.	Ed McDaniel, ILB	1988-91	30
11.	Ashley Sheppard, OLB	1989-92	29
12.	Jeff Bryant, DT	1978-81	28
13.	Vance Hammond, DT	1987-90	27
14.	James Robinson, DT	1979-83	25
15.	Steve Berlin, DT	1981-85	24
	Mark Drag, MG	1985-88	24

#### PASSES BROKEN UP

Rk	Name	Years	No
1.	Donnell Woolford, CB	1985-88	44
2.	Robert O'Neal, FS	1989-92	37
3.	Delton Hall, CB	1983-86	33
4.	Dexter Davis, CB	1988-90	32
5.	Terry Kinard, FS	1978-82	30
6.	Ty Davis, CB	1980-84	27
7.	Terence Mack, OLB	1983-86	26
	James Lott, FS	1986-89	26
9.	Jerome Henderson, CB	1987-90	25
10.	Gene Beasley, SS	1985-88	24
11.	Levon Kirkland, OLB	1988-91	23
12.	Perry Williams, CB	1982-86	22

#### CAUSED FUMBLES

Rk	Name	Years	No
1.	Jeff Davis, LB	1978-81	10
	Ed McDaniel, ILB	1988-91	10
3.	William Perry, MG	1981-84	8
	Chester McGlockton, DT	1989-91	8
	Danny Triplett, LB	1979-82	8
6.	Levon Kirkland, OLB	1988-91	7
7.	Keith Williams, LB	1983-85	6
	Bubba Brown, LB	1976-79	6


#### RECOVERED FUMBLES

Rk	Name	Years	No
1.	Jeff Davis, LB	1978-81	8
2.	William Perry, MG	1981-84	7
	Levon Kirkland, OLB	1988-91	7
4.	Gene Beasley, SS	1985-88	6
	Doug Brewster, LB	1987-90	6
6.	Henry Walls, LB	1983-85	5
	William Devane, MG	1980-83	5
	Eldridge Milton, LB	1981-85	5
	Jim Scott, LB	1980-83	5

#### TAKEAWAY LEADERS

Rk.	Name	Years	Int	FRTot
1.	Terry Kinard, FS	1978-82	17	2 19
2.	Fred Knoebel, DB	1950-52	15	* 15
3.	Eddie Geathers, CB	1977-80	12	2 14
	Robert O'Neal, FS	1989-92	12	2 14
5.	Dexter Davis, CB	1988-90	10	3 13
6.	Gene Beasley, SS	1985-88	6	6 12
	Jeff Davis, ILB	1978-81	4	8 12
	Steve Ryan, FS	1975-78	10	2 12
	Donnell Woolford, CB	1985-88	10	2 12
10.	Pete Cook, CB	1950-52	11	* 11
	Levon Kirkland, OLB	1988-91	4	7 11
	Rex Varn, FS	1976-79	10	1 11


\* Fumble Recoveries were not kept officially prior to 1976.



**Terry Kinard**  
12 PBUs in 1982



**Randy Scott**  
Tackle for Loss leader 1976-78



**Bubba Brown**  
515 Career Tackles



# Records by Class

## Most Tackles

First-Yr Freshman: 77 by Derek Burnette (1992)  
 Freshman: 104 by Ed McDaniel (1988)  
 Sophomore: 123 by Jeff Davis (1979)  
 Junior: 170 by Bubba Brown (1978)  
 Senior: 175 by Jeff Davis (1981)

## Most Sacks

First-Yr Freshman: 4 by William Perry (1981)  
 Freshman: 7 by Michael Dean Perry (1984)  
 Sophomore: 6.5 by Levon Kirkland (1989),  
 Chester McGlockton (1990)  
 Junior: 9 by Michael Dean Perry (1986)  
 Senior: 10 by J. Stuckey (1979), W.  
 Perry (1984), Michael D. Perry (1987)

## Most Tackles For Loss

First-Yr Freshman: 9 by William Perry (1981)  
 Freshman: 15 by Michael Dean Perry (1984)  
 Sophomore: 11 by Chester McGlockton (1990)  
 Junior: 18 by Randy Scott (1977),  
 Brentson Buckner (1992)  
 Senior: 27 by William Perry (1984),  
 Rob Bodine (1991)

## Most Passes Broken Up

First-Yr Freshman: 9 by Robert O'Neal (1989)  
 Freshman: 9 by Robert O'Neal (1989)  
 Sophomore: 13 by James Lott (1987)  
 Junior: 15 by Delton Hall (1985)  
 Senior: 15 by Ty Davis (1984),  
 Donnell Woolford (1988)

## Interceptions

First-Yr Freshman: 8 by Robert O'Neal (1989)  
 Freshman: 8 by Robert O'Neal (1989)  
 Sophomore: 6 by Fred Knoebel (1950)  
 Junior: 7 by Fred Knoebel (1951)  
 Senior: 6 by Terry Kinard (1982)  
 Johnny Rembert (1982)

## Interception Returns Yards

First-Yr Freshman: 96 by Robert O'Neal (1989)  
 Freshman: 96 by Robert O'Neal (1989)  
 Sophomore: 109 by Rex Varn (1977)  
 Junior: 156 by Don Kelley (1970)  
 Senior: 128 by Johnny Rembert (1982)

## Punting Average

First-Yr Freshman: 43.36 by Dale Hatcher (1981)  
 Freshman: 43.36 by Dale Hatcher (1981)  
 Sophomore: 42.96 by Chris Gardocki (1989)  
 Junior: 44.48 by Chris Gardocki (1990)  
 Senior: 43.72 by Dale Hatcher (1984)

## Field Goals

First-Yr Freshman: 19 by Chris Gardocki (1988)  
 Freshman: 19 by Chris Gardocki (1988)  
 Sophomore: 22 by Nelson Welch (1992)  
 Junior: 22 by Chris Gardocki (1990)  
 Senior: 23 by Obed Ariri (1980)

## Points Scored

First-Yr Freshman: 58 by Chris Gardocki (1988)  
 Freshman: 88 by Nelson Welch (1991)  
 Sophomore: 89 by Nelson Welch (1992)  
 Junior: 107 by Chris Gardocki (1989)  
 Senior: 92 by Fred Cone (1950)

## Total Touchdowns

First-Yr Freshman: 8 by Ronald Williams (1990)  
 Freshman: 8 by Kenny Flowers (1983),  
 Terry Allen (1987)  
 Sophomore: 10 by Terry Allen (1988)  
 Junior: 17 by Lester Brown (1978)  
 Senior: 15 by Fred Cone (1950)

## Yards Rushing

First-Yr Freshman: 941 by Ronald Williams (1990)  
 Freshman: 973 by Terry Allen (1987)  
 Sophomore: 1192 by Terry Allen (1988)  
 Junior: 1200 by Kenny Flowers (1985)  
 Senior: 1258 by Terrence Flagler (1986)

## Yards Per Game (Min 75 % Games Played)

First-Yr Freshman: 85.6 by Ronald Williams (1990)  
 Freshman: 88.5 by Terry Allen (1987)  
 Sophomore: 99.3 by Terry Allen (1988)  
 Junior: 100.0 by Kenny Flowers (1985)  
 Senior: 106.4 by Cliff Austin (1982)

## Yards Per Carry (Min 70 Att)

First-Yr Freshman: 5.29 by Ronald Williams (1990)  
 Freshman: 5.32 by Terry Allen (1987)  
 Sophomore: 7.39 by Billy Hair (1950)  
 Junior: 6.17 by Ray Mathews (1949)  
 Senior: 6.55 by Terrence Flagler (1986)

## Passing Yards

First-Yr Freshman: **750 by Patrick Sapp (1992)**  
 Freshman: 772 by Rodney Williams (1985)  
 Sophomore: 1446 by Tommy Kendrick (1969)  
 Junior: 1655 by Steve Fuller (1977)  
 Senior: 1601 by D. Cameron (1991)

## Passing Efficiency (Min. 70 Att)

First-Yr Freshman: 158.26 by Willie Jordan (1975)  
 Freshman: 158.26 by Willie Jordan (1975)  
 Sophomore: 154.63 by Harvey White (1957)  
 Junior: 146.0 by Mike Eppley (1983)  
 Senior: 143.09 by Mark Fellers (1974)

## Completion Percentage (Min 70 Att)

First-Yr Freshman: .547 by Willie Jordan (1975)  
 Freshman: .547 by Willie Jordan (1975)  
 Sophomore: .500 by Steve Fuller (1976)  
 Junior: .596 by Mike Eppley (1983)  
 Senior: .590 by Chris Morocco (1989)



Fred Cone's senior scoring record has stood for 45 years.

## Touchdown Passes

First-Yr Freshman: 5 by Willie Jordan (1975)  
 Freshman: 5 by Willie Jordan (1975)  
 Sophomore: 10 by Tommy Kendrick (1969)  
 Junior: 13 by Mike Eppley (1983)  
 Senior: 14 by Mike Eppley (1984)

## Receptions:

First-Yr Freshman: **21 by Kenya Crooks (1994)**  
 Freshman: 34 by Terry Smith (1990)  
 Sophomore: 52 by Terry Smith (1991)  
 Junior: 53 by Perry Tuttle (1980)  
 Senior: 58 by Jerry Butler (1978)

## Reception Yards

First-Yr Freshman: 214 by Terrance Roulhac (1983)  
 Freshman: 480 by Terry Smith (1990)  
 Sophomore: 829 by Terry Smith (1991)  
 Junior: 915 by Perry Tuttle (1980)  
 Senior: 908 by Jerry Butler (1978)

## Yards Per Reception (Min 10 Rec)

First-Yr Freshman: 14.3 by T. Roulhac (1983)  
 Freshman: 18.0 by Ray Williams (1983)  
 Sophomore: 27.1 by Ray Mathews (1948)  
 Junior: 32.1 by Gary Cooper (1988)  
 Senior: 30.7 by Whitey Jordan (1957)

## Touchdown Receptions

First-Yr Freshman: 4 by Terrance Roulhac (1983)  
 Freshman: 4 by Terrance Roulhac (1983)  
 Sophomore: 8 by Terrance Roulhac (1984)  
 Junior: 7 by Bennie Cunningham (1974)  
 Senior: 8 by Perry Tuttle (1981)

## Total Offense

First-Yr Freshman: 951 by Willie Jordan (1975)  
 Freshman: 973 by Terry Allen (1987)  
 Sophomore: 1683 by Homer Jordan (1980)  
 Junior: 2116 by Homer Jordan (1981)  
 Senior: 2164 by Steve Fuller (1978)

## Punt Return Yards

First-Yr Freshman: 362 by Darnell Stephens (1991)  
 Freshman: 362 by Darnell Stephens (1991)  
 Sophomore: 290 by James Lott (1987)  
 Junior: 487 by Shad Bryant (1938)  
 Senior: 269 by Willie Jordan (1978)

## Punt Return Average (Min 10 Att)

First-Yr Freshman: 12.5 by Darnell Stephens (1991)  
 Freshman: 12.5 by Darnell Stephens (1991)  
 Sophomore: **13.8 by Andre Humphrey (1993)**  
 Junior: 18.0 by Shad Bryant (1938)  
 Senior: 16.9 by Bobby Gage (1948)

## Kickoff Return Yards

First-Yr Freshman: 480 by Warren Ratchford (1974)  
 Freshman: 494 by Ray Williams (1983)  
 Sophomore: **663 by Andre Humphrey (1993)**  
 Junior: 502 by Ray Williams (1985)  
 Senior: 578 by Terrance Roulhac (1986)

## Kickoff Return Average (Min. 10 Att)

First-Yr Freshman: 24.0 by Warren Ratchford (1974)  
 Freshman: 24.0 by Warren Ratchford (1974)  
 Sophomore: 29.1 by Joe Henderson (1987)  
 Junior: 24.4 by Bobby Gage (1947)  
 Senior: 32.1 by Terrance Roulhac (1986)

## All-Purpose Running

First-Yr Freshman: 942 by Ronald Williams (1990)  
 Freshman: 1126 by Terry Allen (1987)  
 Sophomore: 1343 by Ray Mathews (1948)  
 Junior: 1266 by Kenny Flowers (1985)  
 Senior: 1446 by Terrence Flagler (1986)

## Active Players in Bold Face

Billy Hair averaged 7.4 yards per carry as a sophomore in 1950.



# NCAA Stat Rankings

Year	Player/Team	Category	Finish	Figure
1951	Billy Hair	Total Offense	6th	1579
	Glenn Smith	Receiving	19th	35
	Clemson	Total Defense	20th	231.7
	Clemson	Pass Defense	20th	91.2
	Clemson	Interceptions	6th	13.8%
1953	Dreher Gaskin	Pass Receiving	21st	22
1954	Joe Pagliei	Punting	25th	36.7
	Clemson	Punt Returns	16th	14.9
	Clemson	Total Defense	3rd	176.1
	Clemson	Rushing Defense	4th	96.9
1955	Joel Wells	Rushing	7th	782
	Joe Pagliei	Punting	15th	39.1
1956	Joel Wells	Rushing	18th	678
1957	Harvey White	Total Offense	18th	1038
	Clemson	Total Offense	19th	327.7
	Clemson	Rushing Offense	22nd	223.2
	Clemson	Total Defense	16th	215.9
	Clemson	Pass Defense	14th	59.7
	Clemson	Interception Avoid	11th	5.4%
	Clemson	Scoring Defense	11th	7.8
1958	Bobby Morgan	Punt Returns	20th	15.9
	Clemson	Total Offense	21st	315.3
	Clemson	Rushing Offense	11th	225.8
1959	Bill Mathis	Scoring	10th	70
	George Usry	Punt Return Yards	7th	175
	Bill Mathis	Kickoff Returns	14th	294
	Clemson	Scoring	6th	26.2
	Clemson	Total Defense	11th	197.1
	Clemson	Rushing Defense	6th	108.5
	Clemson	Kickoff Returns	8th	24.1
1960	Bill McGuirt	Scoring	20th	54
	Lon Armstrong	Kick Scoring	10th	33



Bill Mathis ranked in the top 15 in scoring and kickoff returns in 1959.

	Clemson	Total Offense	25th	305.2
	Clemson	Total Defense	18th	214.3
	Clemson	Rushing Defense	12th	114.3
	Clemson	Fewest Fumbles	2nd	6
1961	Eddie Werntz	Punting	9th	40.2
	Lon Armstrong	Kick Scoring	20th	29
	Elmo Lam	Punt Returns	11th	179
	Clemson	Pass Offense	19th	129.2
	Clemson	Punting	14th	38.8
	Clemson	Punt Returns	5th	14.8
1962	Eddie Werntz	Punting	11th	40.7
	Rodney Rogers	Kick Scoring	15th	33
	Clemson	Punting	8th	39.7
	Clemson	PATs	12th	21
	Clemson	Field Goals	3rd T	7
1963	Frank Pearce	Kick Scoring	17th	33
	Hugh Mauldin	Punt Returns	12th	193
	Clemson	Total Offense	20th	313.9
	Clemson	Total Defense	5th	184.7
	Clemson	Rushing Defense	6th	93.1
	Clemson	PATs	17th	95.8%
1966	Buddy Gore	Rushing	23rd	750
1967	Buddy Gore	Rushing	8th	1045
1969	Ray Yauger	Rushing	15th	968
	John Shields	Kickoff Returns	14th	21.6
1970	Jack Anderson	Punting	9th	41.0
	Don Kelley	Punt Returns	6th	16.2
1973	Ken Pengitore	Total Offense	10th	176.5
	Mitch Tyner	Punting	14th	41.8
	Clemson	Punting	12th	41.8
1977	Steve Fuller	Total Offense	19th	172.7
1978	Lester Brown	Scoring	4th	9.3
	Obed Ariri	Scoring	12th	7.4
	Jerry Butler	Receiving	10th	4.9
	Steve Fuller	Total Offense	21st	182.1
	Willie Jordan	Punt Returns	4th	13.8
	Clemson	Total Offense	4th	436.7
	Clemson	Rushing Offense	6th	296.5
	Clemson	Scoring Offense	5th	31.9
	Clemson	Total Defense	15th	254.2
	Clemson	Pass Defense	8th	100.3
	Clemson	Scoring Defense	5th	10.5
	Clemson	Punt Returns	2nd	13.5
	Clemson	Turnover Margin	5th	+1.6
	Clemson	Int. Avoidance	2nd	5
	Clemson	Turnover Lost	3rd	20
	1979	David Sims	Punting	4th
Obed Ariri		Field Goals/G	5th	1.36
Clemson		Total Defense	7th	237.5
Clemson		Scoring Defense	3rd	8.4
Clemson		Rushing Defense	10th	117.5
Clemson		Net Punting	4th	41.0
Clemson		Turnovers Lost	3rd	18
1980	Perry Tuttle	Receiving	13th	4.8
	Obed Ariri	Scoring	9th	7.9
	<b>Obed Ariri</b>	<b>Field Goals/G</b>	<b>1st</b>	<b>2.09</b>
1981	Homer Jordan	Passing Eff.	12th T	133.4
	Dale Hatcher	Punting	19th	43.2
	Terry Kinard	Interceptions	15th T	0.56
	Clemson	Scoring Defense	2nd	8.2
	Clemson	Total Defense	7th	251.5



	Clemson	Rushing Defense	8th	88.7
	Clemson	Turnover Margin	6th	+1.45
1982	Cliff Austin	Rushing	11th	106.4
	Cliff Austin	Scoring	15th	8.4
	Johnny Rembert	Interceptions	8th	0.6
	Terry Kinard	Interceptions	12th	0.55
	Clemson	Scoring Defense	10th	13.4
	Clemson	Rushing Defense	10th	97.4
1983	Bob Paulling	Scoring	11th	8.2
	Bob Paulling	Field Goals/G	10th	1.64
	Bob Paulling	Kick Scoring	6th	8.2
	Mike Eppley	Passing Eff.	3rd	146.0
	Dale Hatcher	Punting	7th	43.6
	Ray Williams	Kickoff Returns	11th	23.5
	Clemson	Rushing Offense	12th	250.2
	Clemson	Scoring Offense	10th	30.7
	Clemson	Net Punting	9th	40.3
	Clemson	Turnover Margin	8th	+1.273
1984	Mike Eppley	Passing Eff.	25th	123.8
	Dale Hatcher	Punting	20th	43.7
	<b>William Perry</b>	<b>TL/Game</b>	<b>1st</b>	<b>2.45</b>
	<b>Donald Igwebuike</b>	<b>Field Goal%</b>	<b>1st</b>	<b>94.7</b>
	Donald Igwebuike	Kick Scoring	9th	8.1
	Donald Igwebuike	Scoring	13th	8.1
	Clemson	Scoring	9th	31.5
	Clemson	Net Punting	3rd	42.7
1985	Kenny Flowers	Rushing	24thT	95.6
	David Treadwell	Field Goals/G	25thT	1.36
	Clemson	Rushing Offense	13th	225.2
1986	Terrence Flagler	Rushing	13th	106.9
	Terrence Flagler	Yds/Rush	3rd	6.6
	<b>Terrence Roulhac</b>	<b>Kickoff Returns</b>	<b>1st</b>	<b>33.0</b>
	<b>Clemson</b>	<b>Kickoff Returns</b>	<b>1st</b>	<b>26.1</b>
	Clemson	Rushing Offense	6th	273.4
	Clemson	Scoring Defense	15th	15.1
	Clemson	Rushing Defense	13th	103.5
	Clemson	Total Defense	25th	309.5
1987	David Treadwell	Field Goals/G	5th	1.8
	Donnell Woolford	Punt Returns	3rd	15.5
	James Lott	Punt Returns	16th	11.7



Nelson Welch ranked in the top 15 in the nation in field goals for four straight years.

#### 1995 Clemson Football

	<b>David Treadwell</b>	<b>Field Goal%</b>	<b>1st</b>	<b>85.7</b>
	David Treadwell	Scoring	16th	8.2
	Clemson	Rushing Defense	2nd	80.0
	Clemson	Total Defense	5th	240.0
	Clemson	Scoring Defense	13th	15.1
	Clemson	Rushing Offense	15th	244.3
	Clemson	Punt Returns	5th	13.6
1988	Terry Allen	Rushing	15th	103.6
	Chris Gardocki	Field Goals/G	16th	1.56
	Clemson	Rushing Offense	9th	277.6
	Clemson	Scoring Offense	22nd	29.9
	Clemson	Total Defense	12th	279.5
	Clemson	Scoring Defense	8th	13.7
	Clemson	Rushing Defense	14th	116.2
	Clemson	Turnover Margin	2nd	+1.82
1989	Robert O'Neal	Interceptions	T10th	0.64
	Chris Gardocki	Punting	10th	42.68
	Chris Gardocki	Field Goal/G	T6th	1.82
	Chris Gardocki	Scoring	T22nd	8.91
	Clemson	Rushing Offense	16th	234.9
	Clemson	Scoring Offense	18th	31.0
	Clemson	Scoring Defense	5th	11.91
	Clemson	Rushing Defense	5th	94.6
	Clemson	Total Defense	5th	267.9
	Clemson	Pass Defense	22nd	173.3
	Clemson	Net Punting	10th	38.7
	Clemson	Kickoff Returns	12th	22.4
	Clemson	Turnover Margin	2nd	+1.82
1990	Chris Gardocki	Punting	4th	44.34
	Chris Gardocki	Field Goals/G	4th	1.73
	Dexter Davis	Interceptions	14th	0.55
	<b>Clemson</b>	<b>Total Defense</b>	<b>1st</b>	<b>216.9</b>
	Clemson	Rushing Defense	2nd	71.7
	Clemson	Scoring Defense	2nd	9.9
	Clemson	Pass Efficiency Def.	6th	87.9
	Clemson	Rushing Offense	9th	255.3
	Clemson	Net Punting	11th	37.9
	Clemson	Kickoff Returns	21st	21.5
	Clemson	Turnover Margin	8th	+1.2
1991	<b>Rob Bodine</b>	<b>Tackles for Loss/G</b>	<b>1st</b>	<b>2.45</b>
	Nelson Welch	Field Goals/G	T-4th	1.55
	Darnell Stephens	Punt Returns	8th	14.1
	<b>Clemson</b>	<b>Rushing Defense</b>	<b>1st</b>	<b>53.4</b>
	Clemson	Total Defense	4th	263.2
	Clemson	Scoring Defense	10th	13.5
	Clemson	Rushing Offense	8th	255.7
	Clemson	Total Offense	25th	409.7
	Clemson	Punt Returns	13th	12.1
1992	Nelson Welch	Field Goals/G	2nd	2.0
	Nelson Welch	Scoring	11th	8.1
	Nelson Welch	Kick-scoring	3rd	8.1
	Clemson	Rushing Offense	6th	257.1
	Clemson	Rushing Defense	13th	120.1
1993	Dexter McCleon	Punt Returns	11th	12.0
	Nelson Welch	Field Goals/G	14th	1.36
	Clemson	Punt Returns	8th	12.9
	Clemson	Turnover Margin	9th	+1.09
	Clemson	Scoring Defense	15th	16.3
	Clemson	Kickoff Returns	23rd	22.3
	Clemson	Rushing Defense	24th	128.5
1994	Nelson Welch	Field Goals/G	13th	1.45
	<b>Clemson</b>	<b>Turnover Margin</b>	<b>1st</b>	<b>+1.55</b>
	<b>Clemson</b>	<b>Fewest Lost Fumbles</b>	<b>1st</b>	<b>2</b>
	Clemson	Rushing Defense	14th	113.5
	Clemson	Scoring Defense	17th	17.1

Note: Listings here are for Top 25 finishes. Figures do not include bowl games.



# Pro Players, All Leagues

**\*ALLEN, TERRY**, TB (1989) - 1991-1994 Minnesota Vikings; 1995 - present Washington Redskins  
**ARIRI, OBED**, PK (1980) - 1983 Washington Federals (USFL); 1984 Tampa Bay Buccaneers; 1987 Washington Redskins  
**AUSTIN, CLIFF**, TB (1982) - 1983-1984 New Orleans Saints; 1984-86 Atlanta Falcons; 1987 Tampa Bay Bucs  
**BALDWIN, BOB**, Back (1964) - 1966-67 Baltimore Colts  
**BARNES, GARY**, OE (1961) - 1962-63 Green Bay Packers; 1963 Dallas Cowboys; 1964 Chicago Bears; 1966-67 Atlanta Falcons (first player signed and scored first points by a Falcon)  
**BENISH, DAN**, DT (1982) - 1983-86 Atlanta Falcons; 1987-88 Washington Redskins; 1987 Super Bowl Champions  
**BOSTIC, JEFF**, C (1979) - 1980-1993 Washington Redskins; 1983, 1987 and 1991 Super Bowl Champions; Pro Bowl 1983  
**BOSTIC, JOE**, OG (1978) - 1979-88 St. Louis Cardinals. 1979 - All Rookie Team  
**BOYER, SHELTON**, WR (1985) - 1987 Miami Dolphins (replacement player)  
**BREWSTER, DOUG**, LB (1990) - 1991 Saskatchewan Roughriders (CFL); 1993 Winnipeg Blue Bombers (CFL)  
**BROOKS, JONATHAN**, LB (1978) - 1979 Detroit Lions; 1980 Atlanta Falcons; 1983-84 Philadelphia Stars (USFL); 1984 USFL Champions  
**BROWN, LESTER**, TB (1979) - 1980-81 Saskatchewan Roughriders (CFL); 1983 Montreal Concordes (CFL); 1984-85 Toronto Argonauts (CFL); 1986 Winnipeg Blue Bombers (CFL); All-CFL 1985  
**BRYANT, JEFF**, DT (1981) - 1982-93 Seattle Seahawks, First Round Draft Choice, sixth player chosen  
**\*BUCKNER, BRENTSON**, DT (1993) - 1994-Present Pittsburgh Steelers  
**BUTLER, JERRY**, WR (1978) - 1979-87 Buffalo Bills; AFC Offensive Rookie-of-the-Year; First round draft choice, fifth player chosen  
**CAGLE, JOHN**, DT-LB-G (1968) - 1969 Boston Patriots  
**CALLICUTT, KEN**, TB (1977) - 1978-1982 Detroit Lions  
**CAMERON, DeCHANE**, QB (1991) - 1992 Edmonton Eskimos (CFL)  
**CHUY, DON**, OG (1962) - 1963-68 Los Angeles Rams; 1969 Philadelphia Eagles  
**CLARK, BRIAN**, OG (1981) - 1982 Denver Broncos  
**CLARK, DWIGHT**, WR (1978) - 1979-87 San Francisco 49ers; led NFC in receiving, 1981-82; Super Bowl Champion, 1981 and 1984; NFL Pro Bowl, 1981-82  
**CLINE, DOUG**, LB (1959) - 1960-66 Houston Oilers; 1966 San Diego Chargers  
**COLEY, JAMES**, TE (1988) - TE, 1990-91, 1992 Chicago Bears; 1991 Indianapolis Colts  
**CONE, FRED**, Back-PK (1950) - 1951-57 Green Bay Packers; 1960 Dallas Cowboys; 1955 NFL Field Goal leader  
**COOPER, GARY**, WR (1989) - 1991 Montreal Machine (WLAFF)  
**CORDILEONE, LOU**, DE-DT-OG (1959) - 1960 New York Giants; 1961 San Francisco 49ers; 1962 Los Angeles Rams; 1962-63 Pittsburgh Steelers; 1967-68 New Orleans Saints; First round draft choice  
**CUNNINGHAM, BENNIE**, TE (1975) - 1976-85 Pittsburgh Steelers; First round draft choice; 28th player chosen; 1978 and 1979 Super Bowl Champion  
**DAIGNEAULT, DOUG**, Back (1959) - 1960-63 Ottawa RoughRiders (CFL); 1964-65 Winnipeg Blue Bombers (CFL)  
**DANFORTH, KENNY**, SS (1985) - 1987 L.A. Raiders (replacement player)  
**DAVIS, BILLY**, LB (1983) - 1984 St. Louis Cardinals  
**\*DAVIS, DEXTER**, CB (1990) - 1991-1992 Phoenix Cardinals; 1993-Present L.A. Rams  
**DAVIS, JEFF**, LB (1981) - 1982-87 Tampa Bay Buccaneers; Captain of Tampa Bay 1984-87  
**DAVIS, TY**, CB (1984) - 1985-86 New York Giants; injured reserve entire 1986 season with Super Bowl Champions; 1987

Detroit Lions  
**DIGGS, BUBBA**, TE (1981) - 1983 Washington Federals (USFL)  
**DOLCE, CHRIS**, OG (1979) - 1983 Washington Federals (USFL)  
**DRIVER, STACY**, TB (1985) - 1987 Cleveland Browns (replacement player)  
**DUKES, MIKE**, LB (1958) - 1960-63 Houston Oilers; 1964-65 Boston Patriots; 1965 New York Jets  
**DUNN, K.D.**, TE (1984) - 1985 Tampa Bay Buccaneers; 1987 Washington Redskins; 1988 New York Jets; 1991 Montreal Machine (WLAFF)  
**DURHAM, STEVE**, DE (1980) - 1982 Baltimore Colts  
**EPPE, ROY**, DB (1977) - 1983 Tampa Bay Bandits (USFL); 1984 Arizona Wranglers (USFL)  
**FARR, JAMES**, OG (1983) - 1984 Washington Federals (USFL); 1985 Orlando Renegades (USFL)  
**FLAGLER, TERRENCE**, TB (1986) - 1987-89 San Francisco 49ers; 1990 Dallas Cowboys; 1990-91 Phoenix Cardinals; 1987 first-round pick; 25th player chosen; 1988-89 Super Bowl Champion  
**FLOWERS, KENNY**, TB (1986) - 1987, 89 Atlanta Falcons  
**FRITTS, GEORGE**, OT (1941) - 1945 Philadelphia Eagles  
**FULLER, STEVE**, QB (1978) - 1979-83 Kansas City Chiefs; 1983 Los Angeles Rams; 1984-87 Chicago Bears; 1988 San Diego Chargers; First round draft choice; 23rd player chosen; 1985 Super Bowl Champion  
**GAGE, BOBBY**, TB (1948) - 1949-50 Pittsburgh Steelers; First round draft choice  
**\*GARDOCKI, CHRIS**, P-PK (1990) - 1991-94 Chicago Bears; 1995-present Indianapolis Colts  
**\*GETER, ERIC**, DB (1992) - 1994 - Las Vegas Posse (CFL)  
**GRIFFIN, STEVE**, TB (1986) - 1987 Atlanta Falcons  
**HALL, DELTON**, CB (1986) - 1987-91 Pittsburgh Steelers; 1992-93 San Diego Chargers; 1987 NFL All-Rookie Team  
**HALL, HOLLIS**, DB (1981) - 1983 Arizona Wranglers (USFL); 1984 Houston Gamblers (USFL)  
**\*HAMMOND, VANCE**, DT (1990) - 1994 Sacramento Goldminers (CFL)



Both Jeff Davis and Perry Tuttle, members of the Clemson Hall of Fame, played many years in professional football.

Chester McGlockton and Michael Dean Perry both played in the 1995 Pro Bowl.



**HATCHER, DALE, P** (1984) - 1985-89, 91 Los Angeles Rams; 1993 Miami Dolphins; 1985 All-Pro; 1985 All-Rookie; 1985 Pro Bowl Team; first kicker chosen in 1985 draft

**HARRELL, RICKY, C** (1972) - 1973 New York Jets

**\*HARRIS, RUDY, FB** (1992) - 1993-present Tampa Bay Bucs

**HAYES, RUDY, LB** (1958) - 1959-60, 1962 Pittsburgh Steelers

**HEADEN, ANDY, LB** (1982) - 1983-88 New York Giants; 1986 Super Bowl Champions

**HEFNER, LARRY, LB** (1971) - 1972-75 Green Bay Packers

**\*HENDERSON, JEROME, CB** (1990) - 1991-1993 New England Patriots; 1993-94 Buffalo Bills; 1994 Super Bowl; 1995 - present Philadelphia Eagles

**HENDLEY, DICK, QB** (1950) - 1951 Pittsburgh Steelers

**HUDSON, BILL, DT** (1956) - 1957-60 Montreal Alouettes (CFL); 1961-62 San Diego Chargers; 1963 Boston Patriots; Pro Bowl 1962

**HUDSON, BOB, DE-LB-DB** (1950) - 1951-52 New York Giants; 1953-55, 1957-58 Philadelphia Eagles; 1959 Washington Redskins; 1960 Dallas Texans; 1960-61 Denver Broncos

**\*IGWEBUIKE, DONALD PK** (1984) - 1985-89 Tampa Bay Buccaneers; 1990 Minnesota Vikings; 1994 Baltimore (CFL)

**INABINET, CLARENCE, OG** (1935) - 1936 Rochester Tigers

**JENKINS, RALPH, C** (1946) - 1947 Pittsburgh Steelers

**\*JENNINGS, KEITH, WR** (1988) - 1989 Dallas Cowboys; 1991 Montreal Machine; 1991-present Chicago Bears

**JOHNSON, JOHN, OLB** (1990) - 1991-93 San Francisco 49ers; 1994 Cincinnati Bengals

**\*JOHNSON, TRACY, FB** (1988) - 1989 Houston Oilers; 1990-91 Atlanta Falcons; 1992-present Seattle Seahawks

**JORDAN, HOMER, QB** (1982) - 1983-85 Saskatchewan Roughriders (CFL); 1985 Ottawa Roughriders (CFL); 1986 Winnipeg Blue Bombers (CFL); 1987 Cleveland Browns (replacement player)

**KENNEY, STEVE, OT** (1978) - 1979-86 Philadelphia Eagles; 1986-87 Detroit Lions

**KINARD, TERRY, DB** (1982) - 1983-89 New York Giants; 1990 Houston Oilers; First-round choice, 10th player chosen; 1983 All-Rookie team; 1986 Super Bowl Champions; 1988 Pro Bowl

**\*KIRKLAND, LEVON, OLB** (1991) - 1992-present Pittsburgh Steelers

**LATIMER, AL, DB** (1978) - 1979 Philadelphia Eagles; 1980 San Francisco 49ers; 1981 Winnipeg Blue Bombers (CFL); 1982-84 Detroit Lions

**MACK, KEVIN, RB** (1983) - 1984 Los Angeles Express (USFL); 1985-93 Cleveland Browns; 1985 and 1987 Pro Bowl, 1985 All-Rookie Team

**MACK, TERENCE, TE** (1986) - 1987 St. Louis Cardinals

**MASS, WAYNE, T** (1967) - 1968-70 Chicago Bears; 1971 Miami Dolphins; 1972 New England Patriots; 1972 Philadelphia Eagles

**MATHEWS, RAY, END** (1950) - 1951-59 Pittsburgh Steelers; 1960 Dallas Cowboys; 1961 Calgary Stampeders; 1952, 1953, 1955 NFL Pro Bowl

**MATHIS, BILL, RB** (1959) - 1960-62 New York Titans; 1963-69 New York Jets; 1969 Super Bowl Champion; 1961 All-Pro; AFL Pro Bowl 1961, 63

**McCALL, JEFF, FB-TE** (1982) - 1983 Los Angeles Raiders; 1983 Super Bowl Champion

**McCANLESS, JIM, OG** (1958) - 1960 Houston Oilers

**McCULLOUGH, RICHARD, DT** (1988) - 1989-90 Denver Broncos

**\*McDANIEL, ED, ILB** (1991) - 1992-present Minnesota Vikings

**McFADDEN, BANKS, Back** (1939) - 1940 Brooklyn Dodgers

**\*McGLOCKTON, CHESTER, DT** (1991) - 1992-present Los Angeles Raiders; 1994 All-Pro; 1994 Pro Bowl

**McMAKIN, JOHN, TE** (1971) - 1972-74 Pittsburgh Steelers; 1975 Detroit Lions; 1976 Seattle Seahawks; 1975 Super Bowl Champion

**McSWAIN, CHUCK, RB** (1982) - 1983-84 Dallas Cowboys; 1987 New England Patriots



Joe Bostic played 10 years with the Cardinals organization.

**McSWAIN, ROD, DB** (1983) - 1984-90 New England Patriots

**MILTON, ELDRIDGE, LB** (1985) - 1987 Chicago Bears (replacement player)

**MOORE, OTIS, DT** (1989) - 1991-92 Birmingham Fire

**MULLIGAN, WAYNE, C** (1969) - 1969-73 St. Louis Cardinals; 1974-75 New York Jets

**OLSON, HAROLD, OT** (1959) - 1960-62 Buffalo Bills; 1963-64 Denver Broncos; 1962 All-Pro

**OLSZEWSKI, HARRY, OG** (1967) - 1969-70 Montreal Alouettes

**\*O'NEAL ROBERT, FS** (1992) - 1993-present Indianapolis Colts

**PAGLIEI, JOE, Back** (1955) - 1956 Calgary Stampeders; 1959 Philadelphia Eagles; 1960 New York Titans

**PATTON, BOB, OT** (1951) - 1952 New York Giants

**PEEPLER, KEN, OG** (1974) - 1975 Winnipeg Blue Bombers

**\*PERRY, MICHAEL DEAN, DT** (1987) - 1988-94 Cleveland Browns; 1995 - present Denver Broncos; 1988 All-Rookie Team; 1989, 1990, 1991, 1993 All-Pro; 1989, 1990, 1991, 1993, 1994 Pro Bowl

**PERRY, WILLIAM, MG-FB** (1984) - 1985-1993 Chicago Bears; 1993-94 Philadelphia Eagles; 1985 Super Bowl Champion, 1985 All-Rookie Team, 1985 First Round Pick, 22nd Player Chosen

**\*PLEASANT, REGGIE, CB** (1984) - 1985 Atlanta Falcons; 1986-present Toronto Argonauts; 1988, 1990, 1991 All-Division; 1991 Grey Cup Champion

**POOLE, BOB, END** (1963) - 1964-65 San Francisco 49ers; 1966-67 Houston Oilers

**POTTS, ROBERT, Tackle** (1919) - 1926 Frankford Yellow Jackets

**REESE, ARCHIE, DE** (1977) - 1978-81 San Francisco 49ers; 1981 Super Bowl Champion; 1982-83 Los Angeles Raiders; 1983 Super Bowl Champion; 1984 Pittsburgh Maulers (USFL)

**REEVES, MARION, TB** (1973) - 1974 Philadelphia Eagles; 1975-76 Winnipeg Blue Bombers



**REMBERT, JOHNNY**, LB (1982) - 1983-92, New England Patriots; 1988 All-Pro; 1988, 89 Pro Bowl

**RIGGS, JIM**, TE (1986) - 1987-1992 Cincinnati Bengals, 1993 Washington Redskins

**ROBINSON, JAMES**, DT (1983) - 1984-85 Los Angeles Express (USFL)

**ROME, STAN**, WR (1975) - 1979-82 Kansas City Chiefs; 1983 Washington Federals (USFL)

\***RYANS, LARRY**, WR (1992) - 1994 Detroit Lions; 1995-present Carolina Panthers

**SCOTT, JIM**, DL (1983) - 1985 Orlando Renegades

**SCOTT, RANDY**, LB (1978) - 1980 Winnipeg Blue Bombers; 1980 Calgary Stampeders

\***SHEPPARD, ASHLEY**, OLB (1992) - 1993-present Minnesota Vikings

\***SIMMONS, WAYNE**, OLB (1992) - 1993-present Green Bay Packers; 1993 All-Rookie Team

**SIMS, MARVIN**, FB (1979) - 1980-81 Baltimore Colts

**SMITH, RICHARD**, DB (1988) - 1991 Raleigh-Durham Skyhawks

**SMITH, RONNIE**, LB (1977) - 1980 Saskatchewan Roughriders

**STUCKEY, JIM**, DT, (1979) - 1980-86 San Francisco 49ers; 1986 New York Jets; 1987 San Diego Chargers; First round draft choice, 20th player chosen; 1981 and 1984 Super Bowl Champion

**SWIFT, BOB**, FB-C-G (1963) - 1964-65 British Columbia Lions; 1966-70 Toronto Argonauts; 1971-78 Winnipeg Blue Bombers; All-Pro 1972, 74

**TESTERMAN, DON**, RB (1975) - 1976-78 Seattle Seahawks; 1979 Washington Redskins; 1980 Miami Dolphins

**THOMAS, DOUG**, WR (1990) - 1991-93 Seattle Seahawks

**THOMPSON, DAVE**, C-OG-T (1970) - 1971-73 Detroit Lions; 1974-75 New Orleans Saints

**THORSLAND, OSCAR**, End (1962) - 1963 Ottawa Rough Riders

**TIMMONS, CHARLIE**, BACK (1941) - 1946 Brooklyn Dodgers

\***TREADWELL, DAVID**, PK (1987) - 1989-1992 Denver Broncos; 1993-94 New York Giants; 1989 Pro Bowl; 1989 All-Rookie Team

**TINSLEY, SID**, TB (1944) - 1945 Pittsburgh Steelers

**TRAPP, JAMES**, DB (1992) - 1993 - present Los Angeles Raiders

**TRIPLETT, DANNY**, LB (1982) - 1984 Washington Federals

**TUTEN, RICH**, DL (1978) - 1980 Ottawa Rough Riders

**TUTTLE, PERRY**, WR (1981) - 1982-83 Buffalo Bills; 1984 Tampa Bay Buccaneers; 1984 Atlanta Falcons; 1986-91 Winnipeg Blue Bombers; 1987 All-CFL; 1990 Grey Cup Champion; First round NFL Draft pick, 19th player chosen

**WALLS, HENRY**, LB (1985) - 1987 New York Jets (replacement player); 1991 Montreal Machine

**WALTERS, JOEY**, WR-DB (1976) - 1977 Winnipeg Blue Bombers; 1977-78, 1980-82 Saskatchewan Roughriders; 1979 British Columbia Lions; 1983-84 Washington Federals (USFL); 1985 Orlando Renegades (USFL); 1987 Houston Oilers; 1982 All-CFL; 1982 Leading pass receiver in CFL; set CFL pass receiving record in 1982

**WASHINGTON, JAY**, RB (1973) - 1974-79 Winnipeg Bombers; 1980 Saskatchewan Roughriders; 1976 CFL Rushing Leader

**WATERS, CHARLIE**, CB (1969) - 1970-78, 80-81 Dallas Cowboys; 1971, 1977 Super Bowl Champion; 1977, 1978 All-Pro; 1976, 1977, 1978 Pro Bowl; selected to All-time Cowboys team

**WELLS, JOEL**, Back (1956) - 1957-60 Montreal Alouettes; 1961 New York Giants

**WHITE, HARVEY**, QB (1959) - 1960 Boston Patriots; first player ever signed by Patriots

\***WHITLEY, CURTIS**, C (1991) - 1992-94 San Diego Chargers; played in 1995 Super Bowl; 1995 - present Carolina Panthers

**WILLIAMS, KEITH**, LB (1986) - 1987 Los Angeles Raiders (replacement player)

**WILLIAMS, PERRY**, CB (1986) - 1987 New England Patriots (replacement player)

**WILLIAMS, RAY**, WR (1986) - 1987 Cleveland Browns (replacement player)

\***WITHERSPOON, DERRICK**, RB (1993) - 1994 Shreveport Pirates

\***WOOLFORD, DONNELL**, CB (1988) - 1989-present Chicago Bears; 1993 Pro Bowl

**WORTHY, FRED**, END (1983 track) - 1984 Oakland Invaders

\* Denotes active players

#### CLEMSON ALUMNI NFL HONORS

##### NFL Player-of-the-Year

1982 - Dwight Clark (Sports Illustrated)

##### AFC Rookie-of-the-Year

1979 - Jerry Butler, Buffalo Bills (UPI, **Sporting News**)

##### All-Rookie Team

1979 - Jerry Butler, Buffalo Bills  
Joe Bostic, St. Louis Cardinals

1980 - Jim Stuckey, San Francisco 49ers

1982 - Jeff Bryant, Seattle Seahawks

1983 - Terry Kinard, New York Giants

1985 - Kevin Mack, Cleveland Browns  
William Perry, Chicago Bears  
Dale Hatcher, Los Angeles Rams

1987 - Delton Hall, Pittsburgh Steelers

1988 - Michael Dean Perry, Cleveland Browns

1989 - David Treadwell, Denver Broncos

1993 - Wayne Simmons, Green Bay Packers

##### Led League in a Category

1940 - Banks McFadden, Brooklyn Dodgers, NFL in yards/rushing att.

1955 - Fred Cone, Green Bay, NFL in Field Goal (16-24)

1981 - Dwight Clark, San Francisco, NFC in Receptions

1982 - Dwight Clark, San Francisco, NFC in Yardage, NFL in receptions

1985 - Dale Hatcher, LA Rams, NFL in net punting

##### All-Pro Selections

1961 - Bill Mathis, New York Jets, FB

1962 - Harold Olson, Buffalo, T

1977 - Charlie Waters, Dallas Cowboys, DB

1978 - Charlie Waters, Dallas Cowboys, DB

1982 - Dwight Clark, San Francisco 49ers, WR

1983 - Jeff Bostic, Washington Redskins, C

1985 - Dale Hatcher, Los Angeles Rams, P

1988 - Johnny Rembert, New England Patriots, LB (**Sports Illustrated**)

1989 - Michael Dean Perry, Cleveland Browns, DT

1990 - Michael Dean Perry, Cleveland Browns, DT

1991 - Michael Dean Perry, Cleveland Browns, DT

1993 - Michael Dean Perry, Cleveland Browns, DT (**Sporting News**)

1994 - Michael Dean Perry, Cleveland Browns, DT  
Chester McGlockton, Los Angeles Raiders, DT

##### Pro Bowl Selections (by Season, not calendar)

1952 - Ray Mathews, HB, Pittsburgh

1953 - Ray Mathews, HB, Pittsburgh

1955 - Ray Mathews, HB, Pittsburgh

1961 - Bill Mathis, RB, New York Jets

1962 - Bill Hudson, DT, San Diego Chargers

1963 - Bill Mathis, RB, New York Jets

1976 - Charlie Waters, DB, Dallas Cowboys

1977 - Charlie Waters, DB, Dallas Cowboys

1978 - Charlie Waters, DB, Dallas Cowboys

1980 - Jerry Butler, WR, Buffalo Bills

1981 - Dwight Clark, WR, San Francisco 49ers

1982 - Dwight Clark, WR, San Francisco 49ers

1983 - Jeff Bostic, C, Washington Redskins

1985 - Kevin Mack, RB, Cleveland Browns  
Dale Hatcher, P, Los Angeles Rams

1987 - Kevin Mack, RB, Cleveland Browns

1988 - Johnny Rembert, LB, New England Patriots  
Terry Kinard, FS, New York Giants

1989 - Michael Dean Perry, DT, Cleveland Browns  
David Treadwell, PK, Denver Broncos  
Johnny Rembert, LB, New England Patriots

1990 - Michael Dean Perry, DT, Cleveland Browns

1991 - Michael Dean Perry, DT, Cleveland Browns

1993 - Michael Dean Perry, DT, Cleveland Browns  
Donnell Woolford, CB, Chicago Bears

1994 - Michael Dean Perry, DT, Cleveland Browns



# Draft & Roster by NFL Team

## AMERICAN FOOTBALL CONFERENCE

### BUFFALO BILLS

#### Draft Choices

Year	Pick	Rd	Name, Pos
1960		*1	Lou Cordileone, T
1960		*1	Harold Olson, T
1965		&5	John Boyette, T
1979	5	1	Jerry Butler, WR
1982	19	1	Perry Tuttle, WR

#### All-Time Roster

Name, Pos	Years
Jerry Butler, WR	1979-83, 85-87
Harold Olson, T	1960-62
Perry Tuttle, WR	1982-83
Jerome Henderson, CB	1993-94

### CINCINNATI BENGALS

#### Draft Choice

Year	Pick	Rd	Name, Pos
1987	103	4	Jim Riggs, TE

#### All-Time Roster

Name, Pos	Years
Jim Riggs, TE	1987-92
John Johnson, OLB	1994


### CLEVELAND BROWNS

#### Draft Choices

Year	Pick	Rd	Name, Pos
1965		17	John Boyette, T
1967	360	14	Floyd Rogers, DT
1968	64	3	Harry Olszewski, G
1968	134	5	Jackie Jackson, RB
1985	11	#1	Kevin Mack, RB
1988	50	2	Michael Dean Perry, DT
1994	203	7	Andre Hewitt, OT

#### All-Time Roster

Name, Pos	Years
Kevin Mack, RB	1985-93
Stacey Driver, TB	1987
Homer Jordan, QB	1987
Michael Dean Perry, DT	1988-94
Ray Williams, WR	1987



Jeff Bryant played 12 years with Seattle.

1995 Clemson Football

### DENVER BRONCOS

#### Draft Choices

Year	Pick	Rd	Name, Pos
1960		*1	Bill Mathis, RB
1978	305	11	Lacy Brumley, OT
1982	327	12	Brian Clark, OT
1984	326	12	Murray Jarman, WR
1989	97	4	Richard McCullough, DT

#### All-Time Roster

Name, Pos	Years
Brian Clark, OT	1982
Bob Hudson, LB	1960-61
Richard McCullough, DT	1990
Harold Olson, T	1963-64
David Treadwell, PK	1989-92

### HOUSTON OILERS

#### Draft Choices

Year	Pick	Rd	Name, Pos
1960		*1	Doug Cline, LB
1961		14	Jimmy King, T
1962		29	Ron Osborne, T
1963		5	Don Chuy, T
1964		15	Pat Crain, FB
1989	271	10	Tracy Johnson, FB

#### All-Time Roster

Name, Pos	Years
Doug Cline, LB	1960-66
Mike Dukes, LB	1960-63
Tracy Johnson, FB	1989
Terry Kinard, FS	1990
Jim McCandless, G	1960
Bob Poole, TE	1966-67
Joey Walters, WR	1987

### INDIANAPOLIS/BALTIMORE COLTS

#### Draft Choices

Year	Pick	Rd	Name, Pos
1956		4	B.C. Inabinet, T
1959		16	Morris Keller, T
1961		5	Ron Osborne, T
1964		14	John Case, E
1976	424	15	Gary Alexander, T
1980	324	12	Marvin Sims, FB
1981	178	7	Obed Ariri, PK
1982	225	9	Tony Berryhill, C

#### All-Time Roster

Name, Pos	Years
Bob Baldwin, B	1966-67
James Coley, TE	1991
Steve Durham, DE	1982
Robert O'Neal, FS	1993-94
Marvin Sims, RB	1980-81

### KANSAS CITY CHIEFS

#### Draft Choices

Year	Pick	Rd	Name, Pos
1974	131	6	Jay Washington, RB
1979	23	1	Steve Fuller, QB
1979	277	11	Stan Rome, WR

#### All-Time Roster

Name, Pos	Years
Steve Fuller, QB	1979-83
Stan Rome, WR	1979-82

### LOS ANGELES/OAKLAND RAIDERS

#### Draft Choices

Year	Pick	Rd	Name, Pos
1961		9	Lowndes Shingler, QB
1983	194	7	Jeff McCall, FB
1985	84	#3	James Farr, OG
1992	16	1	Chester McGlockton, DT
1993	72	3	James Trapp, CB

#### All-Time Roster

Name, Pos	Years
Kenny Danforth, SS	1987
Jeff McCall, TE	1983
Chester McGlockton, MG	1992-94
Archie Reese, DT	1982-83
James Trapp, CB	1993-94
Keith Williams, LB	1987

### MIAMI DOLPHINS

#### Draft Choice

Year	Pick	Rd	Name, Pos
1976	282	10	Don Testerman, RB
1984	320	12	William Devane, DT
1993	164	6	Robert O'Neal, FS

#### All-Time Roster

Name, Pos	Years
Shelton Boyer, WR	1987
Dale Hatcher, P	1993
Wayne Mass, T	1971
Don Testerman, RB	1980

### NEW ENGLAND PATRIOTS

#### Draft Choices

Year	Pick	Rd	Name, Pos
1960		1	Harvey White, QB
1969	344	14	John Cagle, LB
1983	101	4	Johnny Rembert, LB
1991	41	2	Jerome Henderson, CB

#### All-Time Roster

Name, Pos	Years
John Cagle, DT-LB-G	1969
Mike Dukes, L	1964-65
Jerome Henderson, CB	1991-93
Bill Hudson, DT	1963
Wayne Mass, T	1972
Rod McSwain, DB	1984-90
Chuck McSwain, TB	1987
Johnny Rembert, LB	1983-92
Harvey White, QB	1960
Perry Williams, CB	1987

### NEW YORK JETS

#### Draft Choices

Year	Pick	Rd	Name, Pos
1962		9	Gary Barnes, E
1966		7	Randy Smith, LB
1973	155	6	Rick Harrell, C
1978	213	8	Roy Epps, S

#### All-Time Roster

Name, Pos	Years
Mike Dukes, LB	1965
K.D. Dunn, TE	1989
Ricky Harrell, C	1973
Jim Stuckey, DT	1986
Henry Walls, LB	1987

Fifteen former Clemson players have played for the Pittsburgh Steelers.



## PITTSBURGH STEELERS

### Draft Choice

Year	Pick	Rd	Name, Pos
1946		6	Marion Woods, G
1947		14	Ralph Jenkins, C
1949		1	Bobby Gage, B
1951		7	Ray Mathews, B
1951		22	Dick Hendley, B
1953		6	Tom Barton, G
1956		25	Billy O'Dell, B
1959		20	Rudy Hayes, B
1972	63	3	John McMakin, TE
1972	217	9	Don Kelley, DB
1976	28	1	Bennie Cunningham, TE
1987	38	2	Delton Hall, CB
1988	322	12	James Earle, OLB
1992	38	2	Levon Kirkland, OLB
1993	50	2	Brentson Buckner, DT

### All-Time Roster

Name, Pos	Years
Brentson Buckner, DT	1994
Lou Cordileone, G	1962-63
Bennie Cunningham, TE	1976-83, 85
Bobby Gage, B	1949-50
Delton Hall, CB	1987-91
Rudy Hayes, LB	1959-60, 62
Dick Hendley, QB	1951
Ralph Jenkins, C	1947
Levon Kirkland, OLB	1992-94
Ray Mathews, WR	1951-59
John McMakin, TE	1972-74
Sid Tinsley, B	1945
Bill Mathis, RB	1960-69
Wayne Mulligan, C	1974-75
Joe Pagliei, FB	1960

## SAN DIEGO CHARGERS

### Draft Choices

Year	Pick	Rd	Name, Pos
1986		9	Wayne Page, DB
1982	188	7	Hollis Hall, DB
1992	117	5	Curtis Whitley, C

### All-Time Roster

Name, Pos	Years
Doug Cline, LB	1966
Steve Fuller, QB	1988
Delton Hall, CB	1992
Bill Hudson, DT	1961-62
Jeff McCall, FB	1987
Jim Stuckey, DT	1987
Curtis Whitley, C	1992-94

## SEATTLE SEAHAWKS

### Draft Choices

Year	Pick	Rd	Name, Pos
1981	140	6	Steve Durham, DT
1982	6	1	Jeff Bryant, DT
1983	290	11	Bob Mayberry, OG
1991	51	2	Doug Thomas, WR

### All-Time Roster

Name, Pos	Years
Jeff Bryant, DT	1982-93
Tracy Johnson, FB	1992-94
John McMakin, TE	1976
Don Testerman, FB	1976-78
Doug Thomas, WR	1991-93

## NATIONAL FOOTBALL CONFERENCE

## ATLANTA FALCONS

### Draft Choices

Year	Pick	Rd	Name, Pos
1984	63	3	Rod McSwain, DB
1985	152	6	Reggie Pleasant, DB
1987	31	2	Kenny Flowers, TB

### All-Time Roster

Name, Pos	Years
Cliff Austin, RB	1984-86
Gary Barnes, WR	1966-67
Dan Benish, DT	1983-86
Jonathan Brooks, LB	1980
Kenny Flowers, TB	1987-89
Steve Griffin, TB	1987
Tracy Johnson, FB	1990-91
Perry Tuttle, WR	1984
Reggie Pleasant, CB	1985

## CHICAGO BEARS

### Draft Choices

Year	Pick	Rd	Name, Pos
1943		18	Marion Butler, B
1945		8	Billy Poe, B
1953		18	Jim Shirley, B
1964		2	Pat Crain, HB
1966		12	Wayne Page, DE
1968	99	4	Wayne Mass, T
1973	266	11	Ed Seigler, PK
1985	22	1	William Perry, MG
1989	11	1	Donnell Woolford, CB
1991	78	3	Chris Gardocki, P-PK
1991	301	11	Stacy Long, OT

### All-Time Roster

Name, Pos	Years
Gary Barnes, E	1964
James Coley, TE	1990-91
Steve Fuller, QB	1984-86
Chris Gardocki, PK	1991-94
Keith Jennings, TE	1991-94
Wayne Mass, OT	1968-70
Eldridge Milton, LB	1987
William Perry, MG-FB	1985-92
Donnell Woolford, CB	1989-94


## DALLAS COWBOYS

### Draft Choices

Year	Pick	Rd	Name, Pos
1961	12		Lowndes Shingler, QB
1970	66	3	Charlie Waters, CB
1970	283	11	Ivan Southerland, DT
1980	189	7	Lester Brown, RB
1983	135	5	Chuck McSwain, RB
1989	113	5	Keith Jennings, WR

### All-Time Roster

Name, Pos	Years
Gary Barnes, WR	1963
Fred Cone, PK	1960
Keith Jennings, WR	1989
Ray Mathews, WR	1960
Chuck McSwain, RB	1983-84
Charlie Waters, S	1970-78, 80-81



William Perry was a key member of Chicago's Super Bowl Championship team of 1985.

## DETROIT LIONS

### Draft Choices

Year	Pick	Rd	Name, Pos
1942		5	Joe Blalock, E
1953		10	Dreher Gaskins, E
1956		2	Dick Marazza, T
1971	30	2	Dave Thompson, G
1979	92	4	Jonathan Brooks, LB

### All-Time Roster

Name, Pos	Years
Jonathan Brooks, LB	1979
Ken Callicutt, RB	1978-82
Ty Davis, CB	1987
Steve Kenney, OT	1986-87
Al Latimer, DB	1982-84
John McMakin, TE	1975
Larry Ryans, WR	1994
David Thompson, C	1971-73

## GREEN BAY PACKERS

### Draft Choices

Year	Pick	Rd	Name, Pos
1946		13	Tim Hough, G
1946		27	Frank Saunders, T
1951		3	Fred Cone, RB-PK
1952		13	Billy Hair, RB
1957		2	Joel Wells, E
1962		3	Gary Barnes, E
1972	346	14	Larry Hefner, LB
1993	15	1	Wayne Simmons, OLB

### All-Time Roster

Name, Pos	Years
Gary Barnes, E	1962-63
Fred Cone, B-K	1951-57
Larry Hefner, LB	1972-75
Wayne Simmons, LB	1993-94



### LOS ANGELES/ST. LOUIS RAMS Draft Choices

Year	Pick	Rd	Name, Pos
1951		25	Jackie Calvert, T
1958		17	William Thomas, C
1963		5	Don Chuy, T
1983	282	11	Danny Triplett, LB
1985	77	3	Dale Hatcher, P

#### All-Time Roster

Name, Pos	Years
Don Chuy, G	1963-68
Lou Cordileone, DT	1962
Dexter Davis, CB	1993-94
Steve Fuller, QB	1983
Dale Hatcher, P	1985-89, 91

### MINNESOTA VIKINGS Draft Choices

Year	Pick	Rd	Name, Pos
1983	298	11	Brian Butcher, OG
1984	295	11	Edgar Pickett, DE
1990	241	9	Terry Allen, TB
1992	125	5	Ed McDaniel, ILB
1993	106	4	Ashley Sheppard, OLB

#### All-Time Roster

Name, Pos	Years
Terry Allen, TB	1991-94
Ed McDaniel, LB	1992-94
Ashley Sheppard, OLB	1993-94

### NEW ORLEANS SAINTS Draft Choices

Year	Pick	Rd	Name, Pos
1983	66	3	Cliff Austin, RB
1988	81	3	Tony Stephens, DT
1990	260	10	Gary Cooper, WR

#### All-Time Roster

Name, Pos	Years
Cliff Austin, RB	1983-84
Lou Cordileone, T	1967-68
Dave Thompson, T	1974-75

### NEW YORK GIANTS Draft Choice

Year	Pick	Rd	Name, Pos
1939		3	Don Willis, B
1940		11	Joe Payne, G
1951		12	Bob Hudson, E
1952		5	Bob Patton, T
1960		1	Lou Cordileone, L
1960		14	Doug Cline, FB
1976	303	11	Craig Brantley, WR
1983	10	1	Terry Kinard, FS
1983	205	8	Andy Headen, LB
1983	318	12	Frank Magwood, WR
1984	143	6	Jim Scott, DT
1985	31	#2	James Robinson, DT
1985	58	3	Ty Davis, CB
1990	274	10	Otis Moore, DT

#### All-Time Roster

Name, Pos	Years
Lou Cordileone, G	1960
Ty Davis, DB	1986-87
Andy Headen, LB	1983-88
Bob Hudson, E	1951-52
Terry Kinard, FS	1983-89
Bob Patton, T	1952
David Treadwell, PK	1993-94
Joel Wells, B	1961

1995 Clemson Football

### PHILADELPHIA EAGLES Draft Choices

Year	Pick	Rd	Name, Pos
1949		7	Frank Gillespie, G
1954		4	Nate Gressette, T
1955		16	Clyde White, G
1955		28	Wingo Avery, C
1958		24	Jim Padgett, T
1959		20	Jim Payne, G
1959		14	Jack Smith, T
1991	271	10	Eric Harmon, OG

#### All-Time Roster

Name, Pos	Years
Don Chuy, G	1969
George Fritts, T	1945
Bob Hudson, B	1953-55, 57-58
Steve Kenney, OG	1979-85
Al Latimer, CB	1979
Wayne Mass, T	1972
Joe Pagliei, B	1959
William Perry, MG	1993-94
Marion Reeves, DB	1974

### SAN FRANCISCO 49ers Draft Choice

Year	Pick	Rd	Name, Pos
1959		14	Michael Dukes, FB-LB
1960		8	Bill Mathis HB
1964		8	Bob Poole, TE
1970	347	14	Jack King, G
1978	127	5	Archie Reese, DT
1979	249	10	Dwight, Clark, WR
1980	20	1	Jim Stuckey, DT
1987	25	1	Terrence Flagler, TB
1991	53	2	John Johnson, OLB

#### All-Time Roster

Name, Pos	Years
Dwight Clark, WR	1979-86
Lou Cordileone, G	1961
Terrence Flagler, TB	1987-89
John Johnson, OLB	1991-93
Al Latimer, CB	1980
Bob Poole, E	1964-65
Archie Reese, DT	1978-81
Jim Stuckey, DT	1980-86

### PHOENIX/ST. LOUIS CARDINALS Draft Choices

Year	Pick	Rd	Name, Pos
1939		14	Gus Goines, E
1940		18	Shad Bryant, B
1957		3	Bill Hudson, T
1960		2	Harold Olson, T
1961		10	Jimmy King, OT
1966		12	Ricky Johnson, T
1969	201	8	Wayne Mulligan, C
1979	64	3	Joe Bostic, OG
1984	213	8	Bob Paulling, PK
1985	116	5	K.D. Dunn, TE
1991	86	4	Dexter Davis, CB
1991	117	5	Vance Hammond, DT

#### All-Time Roster

Name, Pos	Years
Joe Bostic, OG	1979-88
Billy Davis, LB	1984
Dexter Davis, CB	1991-93
Wayne Mulligan, C	1969-73
Terrence Flagler, TB	1990-91

### TAMPA BAY BUCCANEERS Draft Choices

Year	Pick	Rd	Name, Pos
1982	128	5	Jeff Davis, LB
1985	260	10	Donald Igwebuike, PK
1989	257	10	Ty Granger, OT
1993	91	4	Rudy Harris, FB
1994	179	6	Wardell Rouse, OLB

#### All-Time Roster

Name, Pos	Years
Obed Ariri, PK	1984
Cliff Austin, TB	1987
Jeff Davis, LB	1982-86
K.D. Dunn, TE	1985-86
Rudy Harris, FB	1993-94
Donald Igwebuike, PK	1985-89
Perry Tuttle, WR	1984

### WASHINGTON REDSKINS Draft Choice

Year	Pick	Rd	Name, Pos
1942		17	Charlie Timmons, B
1955		21	Buck George, B
1968	230	9	Frank Liberatore, DB


#### All-Time Roster

Name, Pos	Years
Obed Ariri, PK	1987
Dan Benish, DT	1987
Jeff Bostic, C	1980-93
K.D. Dunn, TE	1987
Bob Hudson, G	1959
Jim Riggs, TE	1993

\*Denotes one of many first selections designated

& Denotes Red-shirt draft

# Supplemental



Rudy Harris is in his third year in Tampa Bay.





# Draft by Season

\*Denotes played in NFL      \$ Denotes Played in Canada  
 # Denotes played in USFL  
 @ Denotes One of Many "First Round" Selections in old AFL draft system.

Date	Rnd	Overall Choice	Name, Pos	Team
12-8-38	3		Don Willis, B	New York Giants
	14		Gus Goins, E	Chicago Cardinals
12-9-39	1	3	*Banks McFadden, B	Brooklyn Dodgers
	11		Joe Payne, G	New York Giants
	18		Shad Bryant, B	Chicago Cardinals
12-22-41	5		Joe Blalock, E	Detroit Lions
	17		Charlie Timmons, B	Washington Redskins
4-8-43	18		Marion Butler, B	Chicago Bears
4-6-45	8		Billy Poe, B	Chicago Bears
1-14-46	6		Marion Woods, G	Pittsburgh Steelers
	13		Tim Hough, G	Green Bay Packers
	27		Frank Saunders, T	Green Bay Packers
12-16-46	14		*Ralph Jenkins, C	Pittsburgh Steelers
12-21-48	1		*Bobby Gage, B	Pittsburgh Steelers
	2		Bobby Gage, B	Baltimore Colts (AAFC)
	7		Frank Gillespie, G	Philadelphia Eagles
1-18-51	3		*Fred Cone, B	Green Bay Packers
	7		*Ray Mathews, B	Pittsburgh Steelers
	11		Wyndie Wyndham, LB	New York Yanks
	12		*Bob Hudson, E	New York Giants
	22		*Dick Hendley, B	Pittsburgh Steelers
	25		Jackie Calvert, B	Los Angeles Rams
1-12-52	5		*Bob Patton, T	New York Giants
	13		Billy Hair, B	Green Bay Packers
1-22-53	6		Tom Barton, G	Pittsburgh Steelers
	10		Dreher Gaskins, E	Detroit Lions
	18		Jim Shirley, B	Chicago Bears
1-28-54	24		Nathan Gressette, T	Philadelphia Eagles
1-27-55	16		Clyde White, G	Philadelphia Eagles
	21		Buck George, B	Washington Redskins
	28		Wingo Avery, C	Philadelphia Eagles
1-12-56	4		B.C. Inabinet, T	Baltimore Colts
	22		Dick Marazza, T	Detroit Lions
	25		Billy O'Dell, B	Pittsburgh Steelers
1-31-57	2		*Joel Wells, B	Green Bay Packers
	3		*Bill Hudson, T	Chicago Cardinals
12-2-57	17		Bill Thomas, C	Los Angeles Rams
	24		Jim Padgett, C	Philadelphia Eagles
12-2-58	14		*Mike Dukes, B	San Francisco 49ers
	14		Jack Smith, T	Philadelphia Eagles
	16		Morris Keller, T	Baltimore Colts
	20		Jim Payne, G	Philadelphia Eagles
	20		*Rudy Hayes, B	Pittsburgh Steelers
1959	1		*Lou Cordileone, T	New York Giants
	@1		Lou Cordileone, T	Buffalo Bills (AFL)
	2		*Harold Olson, T	Chicago Cardinals
	@1		Harold Olson, T	Buffalo Bills (AFL)
	1		*Harvey White, QB	Boston Patriots (AFL)
	8		*Bill Mathis, HB	San Francisco 49ers
	@1		Bill Mathis, HB	Denver Broncos (AFL)
	14		*Doug Cline, FB	New York Giants
12-27-60	5		Ron Osborne, T	Baltimore Colts
	10		Jimmy King, T	St. Louis Cardinals
	14		Jimmy King, T	Houston Oilers (AFL)

	12		Lowndes Shingler, QB	Dallas Cowboys
	9		Lowndes Shingler, QB	Oakland Raiders (AFL)
12-4-61	3		*Gary Barnes, E	Green Bay Packers
	9		Gary Barnes, E	New York Titans (AFL)
	29		Ron Osborne, T	Houston Oilers (AFL)
12-3-62	5		*Don Chuy, T	Los Angeles Rams
	5		Don Chuy, T	Houston Oilers (AFL)
12-2-63	2		Pat Crain, HB	Chicago Bears
	8		*Bob Poole, E	San Francisco 49ers
	14		Johnny Case, E	Baltimore Colts
11-28-64	5		John Boyette, T	Buffalo Bills (AFL)
	17		John Boyette, T	Cleveland Browns
11-27-65	7		Randy Smith, LB	New York Jets (AFL)
	9		Wayne Page, DE	S. Diego Chargers (AFL)
	12		Wayne Page, DE	Chicago Bears
	12		Ricky Johnson, T	St. Louis Cardinals
3-14-67	14	360	Floyd Rogers, T	Cleveland Browns
1-30-68	3	64	*Harry Olszewski, G	Cleveland Browns
	4	99	*Wayne Mass, T	Chicago Bears
	5	134	Jackie Jackson, RB	Cleveland Browns
	9	230	Frank Liberatore, DB	Washington Redskins
1-28-69	8	201	*Wayne Mulligan, C	St. Louis Cardinals
	14	344	*John Cagle, LB	Boston Patriots
1-27-70	3	66	*Charlie Waters, DB	Dallas Cowboys
	11	283	Ivan Southerland, T	Dallas Cowboys
	14	347	Jack King, G	San Francisco 49ers
1-28-71	2	30	*Dave Thompson, LB	Detroit Lions
2-1-72	3	63	*John McMakin, TE	Pittsburgh Steelers
	9	217	Don Kelley, DB	Pittsburgh Steelers
	14	346	*Larry Hefner, LB	Green Bay Packers
1-30-73	6	155	*Rick Harrell, C	New York Jets
	11	266	Ed Seigler, PK	Chicago Bears




Jerry Butler was the fifth pick of the 1979 NFL Draft.

Clemson had 15 players drafted in the Top 3 rounds between 1987-94.



1-29-74	6	131	\$Jay Washington, RB	Kansas City Chiefs
4-8-76	1	28	*Bennie Cunningham, TE	Pittsburgh Steelers
	10	282	*Don Testerman, RB	Miami Dolphins
	11	303	Craig Brantley, WR	New York Giants
	15	424	Gary Alexander, T	Baltimore Colts
5-2-78	5	127	*Archie Reese, DT	San Francisco 49ers
	8	213	#Roy Eppes, DB	New York Jets
	11	305	Lacy Burnley, OT	Denver Broncos
5-3-79	1	5	*Jerry Butler, WR	Buffalo Bills
	1	23	*Steve Fuller, QB	Kansas City Chiefs
	3	64	*Joe Bostic, OT	St. Louis Cardinals
	4	92	*Jonathan Brooks, LB	Detroit Lions
	10	249	*Dwight Clark, WR	San Francisco 49ers
	11	277	*Stan Rome, WR	Kansas City Chiefs
4-29-80	1	20	*Jim Stuckey, DT	San Francisco 49ers
	7	189	\$Lester Brown, RB	Dallas Cowboys
	12	324	*Marvin Sims, FB	Baltimore Colts
4-28-81	6	140	*Steve Durham, DT	Seattle Seahawks
	7	178	*Obed Ariri, PK	Baltimore Colts
4-27-82	1	6	*Jeff Bryant, DT	Seattle Seahawks
	1	19	\$*Perry Tuttle, WR	Buffalo Bills
	5	128	*Jeff Davis, LB	Tampa Bay Bucs
	7	188	#Hollis Hall, DB	San Diego Chargers
	9	225	Tony Berryhill, C	Baltimore Colts
	12	327	*Brian Clark, OG	Denver Broncos
4-26-83	1	10	*Terry Kinard, FS	New York Giants
	3	66	*Cliff Austin, TB	New Orleans Saints
	4	101	*Johnny Rembert, LB	New England Patriots
	5	135	*Chuck McSwain, RB	Dallas Cowboys
	7	194	*Jeff McCall, FB	Los Angeles Raiders
	8	205	*Andy Headen, LB	New York Giants
	11	282	#Danny Triplett, LB	Los Angeles Rams
	11	290	Bob Mayberry, OG	Seattle Seahawks
	11	298	Brian Butcher, OG	Minnesota Vikings
	12	318	Frank Magwood, WR	New York Giants
5-1-84	3	63	*Rod McSwain, DB	Atlanta Falcons
	6	143	#Jim Scott, DE	New York Giants
	8	213	Bob Paulling, PK	St. Louis Cardinals
	11	295	Edgar Pickett, LB	Minnesota Vikings
	12	320	William Devane, DT	Miami Dolphins
	12	326	Murray Jarman, WR	Denver Broncos
Supplemental Draft of USFL Players				
	1	11	*Kevin Mack, FB	Cleveland Browns
	2	31	#James Robinson, DT	New York Giants
	3	84	#James Farr, OG	Los Angeles Raiders
4-30-85	1	22	*William Perry, MG	Chicago Bears
	3	58	*Tyrone Davis, DB	New York Giants
	3	77	*Dale Hatcher, P	Los Angeles Rams
	5	116	*K.D. Dunn, TE	St. Louis Cardinals
	6	152	\$*Reggie Pleasant, CB	Atlanta Falcons
	10	260	*Donald Igwebuike, PK	Tampa Bay Bucs
4-28-87	1	25	*Terrence Flagler, RB	San Francisco 49ers
	2	31	*Kenny Flowers, TB	Atlanta Falcons
	2	38	*Delton Hall, CB	Pittsburgh Steelers
	4	103	*Jim Riggs, TE	Cincinnati Bengals
4-24-88	2	50	*Michael Dean Perry, DT	Cleveland Browns
	3	81	Tony Stephens	New Orleans Saints
	12	322	James Earle, LB	Pittsburgh Steelers
4-23-89	1	11	*Donnell Woolford, CB	Chicago Bears
	4	97	*Richard McCullough, DT	Denver Broncos
	5	113	*Keith Jennings, WR	Dallas Cowboys
	10	257	Ty Granger, OT	Tampa Bay Bucs
	10	271	*Tracy Johnson, FB	Houston Oilers
4-22-90	9	241	*Terry Allen, TB	Minnesota Vikings
	10	260	Gary Cooper, WR	New Orleans Saints
	10	274	Otis Moore, DT	New York Giants



**James Trapp and Chester McGlockton were drafted in consecutive seasons by the Los Angeles Raiders.**

4-12-91	2	41	*Jerome Henderson, CB	New England Patriots
	2	51	*Doug Thomas, WR	Seattle Seahawks
	2	53	*John Johnson, OLB	San Francisco 49ers
	3	78	*Chris Gardocki, P-PK	Chicago Bears
	4	86	*Dexter Davis, CB	Phoenix Cardinals
	5	117	\$Vance Hammond, DT	Phoenix Cardinals
	10	271	Eric Harmon, OG	Philadelphia Eagles
	11	301	Stacy Long, OT	Chicago Bears
4-26-92	1	16	*Chester McGlockton, DT	Los Angeles Raiders
	2	38	*Levon Kirkland, OLB	Pittsburgh Steelers
	5	117	*Curtis Whitley, C	San Diego Chargers
	5	125	*Ed McDaniel, ILB	Minnesota Vikings
4-24-93	1	15	*Wayne Simmons, OLB	Green Bay Packers
	3	72	*James Trapp, CB	Los Angeles Raiders
	4	91	*Rudy Harris, FB	Tampa Bay Buccaneers
	4	106	*Ashley Sheppard, OLB	Minnesota Vikings
	6	164	*Robert O'Neal, FS	Miami Dolphins
4-24-94	2	50	*Brentson Buckner, DT	Pittsburgh Steelers
	7	203	Andre Hewitt, OT	Cleveland Browns
4-23-95	6	179	Wardell Rouse, OLB	Tampa Bay Buccaneers

#### CLEMSON'S FIRST ROUND PICKS

Year	Name	Pick	Team
1939	Banks McFadden, B	3rd	Brooklyn Dodgers
1949	Bobby Gage, RB	NA	Pittsburgh Steelers
1960	Lou Cordileone, L	NA	New York Giants
1960	Harvey White, QB	NA	Boston Patriots
1976	Bennie Cunningham, TE	28th	Pittsburgh Steelers
1979	Jerry Butler, WR	5th	Buffalo Bills
1979	Steve Fuller, QB	23rd	Kansas City Chiefs
1980	Jim Stuckey, DT	20th	San Francisco 49ers
1982	Jeff Bryant, DT	6th	Seattle Seahawks
1982	Perry Tuttle, WR	19th	Buffalo Bills
1983	Terry Kinard, FS	10th	New York Giants
1985	William Perry, MG	22nd	Chicago Bears
1987	Terrence Flagler, TB	25th	San Francisco 49ers
1989	Donnell Woolford CB	11th	Chicago Bears
1992	Chester McGlockton, DT	16th	Los Angeles Raiders
1993	Wayne Simmons, OLB	15th	Green Bay Packers





# AP Weekly Rankings

Clemson ranked in the Top 25 in 93 of 94 polls between 1986-92.

Date	Rk	Record	Pts	FP
<b>1939</b>				
Nov. 13	16	6-1-0	33	1
Nov. 20	15	7-1-0	33	1
Nov. 27	14	8-1-0	46	1
Dec. 4	15	8-1-0	46	1
<b>Dec. 11</b>	<b>12</b>	<b>8-1-0</b>	<b>122</b>	

<b>1940</b>				
Oct. 14	12	4-0-0	160	
Oct. 21	13	4-0-0	86	1
Oct. 28	10	5-0-0	136	2

<b>1941</b>				
Oct. 13	13	4-0-0	108	1
Oct. 20	14	4-0-0	70	3
Nov. 17	18	6-1-0	18	
Nov. 24	16	7-1-0	70	

<b>1945</b>				
Nov. 26	18	6-2-1	16	

<b>1948</b>				
Oct. 11	15	2-0-0	64	
Oct. 18	14	3-0-0	74	
Oct. 25	13	4-0-0	125	
Nov. 1	12	5-0-0	189	6
Nov. 8	10	6-0-0	284	8
Nov. 15	9	7-0-0	466	9
Nov. 22	9	8-0-0	428	8
<b>Nov. 29</b>	<b>11</b>	<b>9-0-0</b>	<b>629</b>	<b>6</b>

<b>1950</b>				
Oct. 2	18	2-0-0	110	3
Oct. 9	13	3-0-0	211	4
Oct. 16	12	3-0-0	285	4
Oct. 23	16	3-0-1	72	
Oct. 30	14	4-0-1	105	3
Nov. 6	13	5-0-1	175	7
Nov. 13	11	6-0-1	260	7
Nov. 20	11	7-0-1	207	7
<b>Nov. 27</b>	<b>10</b>	<b>8-0-1</b>	<b>374</b>	<b>9</b>

<b>1951</b>				
Oct. 1	18	2-0-0	33	
Oct. 8	16	3-0-0	41	
<b>Dec. 3</b>	<b>19</b>	<b>7-2-0</b>	<b>17</b>	

<b>1955</b>				
Oct. 3	16	3-0-0	55	

<b>1956</b>				
Oct. 15	15	3-0-1	32	
Oct. 22	20	3-0-1	47	
Oct. 29	13	4-0-1	133	
Nov. 5	11	5-0-1	158	
Nov. 12	13	5-0-2	88	
<b>Dec. 3</b>	<b>19</b>	<b>7-1-2</b>	<b>28</b>	

<b>1957</b>				
Nov. 11	14	5-2-0	70	

<b>1958</b>				
Pres.	18		54	
Sept. 29	10	2-0-0	333	2
Oct. 6	8	3-0-0	301	4
Oct. 13	10	4-0-0	404	7
Oct. 20	10	4-0-0	371	5
Oct. 27	19	4-1-0	26	
Nov. 3	17	5-1-0	69	
Nov. 17	16	6-2-0	152	
Nov. 24	12	7-2-0	242	1
<b>Dec. 1</b>	<b>12</b>	<b>8-2-0</b>	<b>246</b>	<b>1</b>

<b>1959</b>				
Pres.	8		92	1
Sept. 21	5	1-0-0	370	
Sept. 28	7	2-0-0	336	7
Oct. 12	15	3-1-0	64	
Oct. 19	17	3-1-0	60	
Oct. 26	12	4-1-0	98	2
Nov. 2	10	5-1-0	224	2

Nov. 9	11	6-1-0	362	3
Nov. 16	19	6-2-0	55	
Nov. 23	14	7-2-0	100	
Nov. 30	10	8-2-0	190	
<b>Dec. 7</b>	<b>11</b>	<b>8-2-0</b>	<b>239</b>	

<b>1960</b>				
Pres.	9		76	
Sept. 19	9	0-0-0	65	
Sept. 26	7	1-0-0	137	
Oct. 3	8	2-0-0	101	
Oct. 10	8	3-0-0	103	

<b>1961</b>				
Pres.	*			
Oct. 9	*	1-2-0		
Oct. 23	*	2-3-0		

<b>1963</b>				
Pres.	*			

<b>1965</b>				
Oct. 18	*	3-2-0		
Oct. 25	*	4-2-0		
Nov. 1	*	5-2-0		

<b>1967</b>				
Pres.	*			
Sept. 18	*	0-0-0		
Sept. 25	*	1-0-0		
Oct. 2	*	1-1-0		

<b>1977</b>				
Oct. 17	20	5-1-0	31	
Oct. 24	16	6-1-0	94	
Oct. 31	13	7-1-0	160	
Nov. 7	15	7-1-1	87	
Nov. 14	15	7-2-1	86	
Nov. 21	13	8-2-1	164	
Nov. 28	11	8-2-1	198	
<b>Jan. 3</b>	<b>19</b>	<b>8-3-1</b>	<b>37</b>	

<b>1978</b>				
Pres.	18		152	
Oct. 23	20	5-1-0	77	
Oct. 30	16	6-1-0	311	
Nov. 6	15	7-1-0	391	
Nov. 13	12	8-1-0	555	
Nov. 20	10	9-1-0	749	
Nov. 27	7	10-1-0	864	
Dec. 4	7	10-1-0	775	
<b>Jan. 2</b>	<b>6</b>	<b>11-1-0</b>	<b>950</b>	

<b>1979</b>				
Nov. 5	18	6-2-0	139	
Nov. 12	14	7-2-0	359	
Nov. 19	13	8-2-0	487	
Nov. 26	18	8-3-0	122	
Dec. 3	18	8-3-0	222	

<b>1981</b>				
Sept. 21	19	3-0-0	227	
Sept. 28	14	3-0-0	386	
Oct. 5	9	4-0-0	651	
Oct. 12	6	5-0-0	889	
Oct. 19	4	6-0-0	1033	
Oct. 26	3	7-0-0	1105	
Nov. 2	2	8-0-0	1201	9
Nov. 9	2	9-0-0	1272	7
Nov. 16	2	10-0-0	1290	5
Nov. 23	2	11-0-0	1234	5
Nov. 30	1	11-0-0	1351	63
<b>Jan. 3</b>	<b>1</b>	<b>12-0-0</b>	<b>977</b>	<b>47</b>

<b>1982</b>				
Pres.	11		561	1
Sept. 6	16	0-1-0	236	
Sept. 13	16	0-1-0	291	
Oct. 11	20	3-1-1	89	
Oct. 18	18	4-1-1	181	
Oct. 25	15	5-1-1	307	
Nov. 1	13	5-1-1	415	

Nov. 8	11	6-1-1	531	
Nov. 15	10	7-1-1	627	
Nov. 22	10	8-1-1	654	
Nov. 29	8	9-1-1	706	
Dec. 6	7	9-1-1	635	
<b>Jan. 2</b>	<b>8</b>	<b>9-1-1</b>	<b>656</b>	

<b>1983</b>				
Nov. 7	17	7-1-1	257	
Nov. 14	13	8-1-1	491	
Nov. 21	12	9-1-1	571	
Nov. 28	11	9-1-1	548	
Dec. 5	12	9-1-1	536	
<b>Jan. 3</b>	<b>11</b>	<b>9-1-1</b>	<b>585</b>	

<b>1984</b>				
Pres.	4		817	11
Sept. 3	3	1-0-0	900	2
Sept. 10	2	2-0-0	1100	15
Sept. 17	2	2-0-0	1083	15
Sept. 24	13	2-1-0	473	
Nov. 12	20	7-2-0	102	

<b>1986</b>				
Oct. 6	20	3-1-0	77	
Oct. 13	17	4-1-0	293	
Oct. 20	16	5-1-0	338	
Nov. 10	15	6-1-0	310	
Nov. 17	19	6-2-1	156	
<b>Jan. 3</b>	<b>17</b>	<b>8-2-2</b>	<b>209</b>	

<b>1987</b>				
Pres.	9		682	
Sept. 8	10	1-0-0	685	
Sept. 15	8	2-0-0	689	
Sept. 22	9	3-0-0	777	
Sept. 29	8	4-0-0	810	
Oct. 5	8	4-0-0	828	
Oct. 12	7	5-0-0	880	
Oct. 19	7	6-0-0	846	
Oct. 26	14	6-1-0	459	
Nov. 3	10	7-1-0	599	
Nov. 10	9	8-1-0	646	
Nov. 17	9	9-1-0	714	
Nov. 24	14	9-2-0	347	
Dec. 1	13	9-2-0	405	
Dec. 8	14	9-2-0	392	
<b>Jan. 3</b>	<b>12</b>	<b>10-2-0</b>	<b>537</b>	

<b>1988</b>				
Pres.	4		929	3
Aug. 30	4	0-0-0	832	3
Sept. 6	3	1-0-0	1003	3
Sept. 12	3	2-0-0	940	4
Sept. 19	12	2-1-0	577	
Sept. 26	11	3-1-0	609	
Oct. 4	11	3-1-0	574	
Oct. 11	11	4-1-0	564	
Oct. 18	9	5-1-0	700	
Oct. 25	15	5-2-0	287	
Oct. 31	17	6-2-0	266	
Nov. 7	16	7-2-0	321	
Nov. 14	15	8-2-0	377	
Nov. 21	13	9-2-0	498	
Nov. 28	13	9-2-0	488	
Dec. 5	13	9-2-0	426	
<b>Jan. 3</b>	<b>9</b>	<b>10-2-0</b>	<b>708</b>	

<b>1989</b>				
Pres.	12		695	
Sept. 5	10	1-0-0	812	
Sept. 12	7	2-0-0	1073	
Sept. 19	7	3-0-0	1156	
Sept. 26	7	4-0-0	1186	
Oct. 3	15	4-1-0	665	
Oct. 10	14	5-1-0	684	
Oct. 24	22	6-2-0	266	
Oct. 31	21	7-2-0	412	
Nov. 7	17	8-2-0	557	
Nov. 14	15	8-2-0	632	
Nov. 21	17	8-2-0	557	
Nov. 28	14	9-2-0	684	

Dec. 5	14	9-2-0	681	
Dec. 12	14	9-2-0	643	
<b>Jan. 3</b>	<b>12</b>	<b>10-2-0</b>	<b>820</b>	

1990				
Pres.		10		919
Sept.	4	9	1-0-0	998
Sept.	11	16	1-1-0	471
Sept.	18	17	2-1-0	479
Sept.	25	19	3-1-0	510
Oct.	2	16	4-1-0	636
Oct.	9	15	5-1-0	690
Oct.	16	22	5-2-0	278
Oct.	23	19	6-2-0	414
Oct.	30	18	7-2-0	424
Nov.	6	18	8-2-0	509
Nov.	13	17	8-2-0	576
Nov.	20	16	9-2-0	595
Nov.	27	14	9-2-0	707
Dec.	4	14	9-2-0	737
Jan.	2	9	10-2-0	950



## 1939

1. Texas A&M
2. Tennessee
3. USC
4. Cornell
5. Tulane
6. Missouri
7. UCLA
8. Duke
9. Iowa
10. Duquesne
11. Boston College
12. **Clemson**
13. Notre Dame
14. Santa Clara
15. Ohio State
16. Georgia Tech
17. Fordham
18. Nebraska
19. Oklahoma
20. Michigan

## 1948

1. Michigan
2. Notre Dame
3. North Carolina
4. California
5. Oklahoma
6. Army
7. Northwestern
8. Georgia
9. Oregon
10. SMU
11. **Clemson**
12. Vanderbilt
13. Tulane
14. Michigan State
15. Mississippi
16. Minnesota
17. William & Mary
18. Penn State
19. Cornell
20. Wake Forest

## 1950

1. Oklahoma
2. Army
3. Texas
4. Tennessee
5. California
6. Princeton
7. Kentucky
8. Michigan State
9. Michigan
10. **Clemson**
11. Washington
12. Wyoming
13. Illinois
14. Ohio State
15. Miami (Fla.)
16. Alabama
17. Nebraska
18. Washington & Lee
20. Tulane

## 1951

1. Tennessee
2. Michigan
3. Maryland
4. Illinois
5. Georgia Tech
6. Princeton
7. Stanford
8. Wisconsin
9. Baylor
10. Oklahoma
11. TCU
12. California
13. Virginia
14. San Francisco

15. Kentucky
16. Boston Univ.
17. UCLA
18. Washington State
19. Holy Cross
20. **Clemson**

## 1956

1. Oklahoma
2. Tennessee
3. Iowa
4. Georgia Tech
5. Texas A&M
6. Miami (Fla.)
7. Michigan
8. Syracuse
9. Michigan State
10. Oregon State
11. Baylor
12. Minnesota
13. Pittsburgh
14. TCU
15. Ohio State
16. Navy
17. Geo. Washington
18. USC
19. **Clemson**
20. Colorado

## 1958

1. LSU
2. Iowa
3. Army
4. Auburn
5. Oklahoma
6. Air Force
7. Wisconsin
8. Ohio State
9. Syracuse
10. TCU
11. Mississippi
12. **Clemson**
13. Purdue
14. Florida
15. South Carolina
16. California
17. Notre Dame
18. SMU
19. Oklahoma State
20. Rutgers

## 1959

1. Syracuse
2. Mississippi
3. LSU
4. Texas
5. Georgia
6. Wisconsin
7. TCU
8. Washington
9. Arkansas
10. Alabama
11. **Clemson**
12. Penn State
13. Illinois
14. USC
15. Oklahoma
16. Wyoming
17. Notre Dame
18. Missouri
19. Florida
20. Pittsburgh

## 1977

1. Notre Dame
2. Alabama
3. Arkansas
4. Texas
5. Penn State
6. Kentucky
7. Oklahoma

8. Pittsburgh
9. Michigan
10. Washington
11. Ohio State
12. Nebraska
13. USC
14. Florida State
15. Stanford
16. San Diego State
17. North Carolina
18. Arizona State
19. **Clemson**
20. Brigham Young

## 1978

1. Alabama
2. USC
3. Oklahoma
4. Penn State
5. Michigan
6. **Clemson**
7. Notre Dame
8. Nebraska
9. Texas
10. Houston
11. Arkansas
12. Michigan State
13. Purdue
14. UCLA
15. Missouri
16. Georgia
17. Stanford
18. North Carolina St.
19. Texas A&M
20. Maryland

## 1981

1. **Clemson**
2. Texas
3. Penn State
4. Pittsburgh
5. SMU
6. Georgia
7. Alabama
8. Miami (Fla.)
9. North Carolina
10. Washington
11. Nebraska
12. Michigan
13. Brigham Young
14. USC
15. Ohio State

16. Arizona State
17. West Virginia
18. Iowa
19. Missouri
20. Oklahoma

## 1982

1. Penn State
2. SMU
3. Nebraska
4. Georgia
5. UCLA
6. Arizona State
7. Washington
8. **Clemson**
9. Arkansas
10. Pittsburgh
11. LSU
12. Ohio State
13. Florida State
14. Auburn
15. USC
16. Oklahoma
17. Texas
18. North Carolina
19. West Virginia
20. Maryland

## 1983

1. Miami (Fla.)
2. Nebraska
3. Auburn
4. Georgia
5. Texas
6. Florida
7. Brigham Young
8. Michigan
9. Ohio State
10. Illinois
11. **Clemson**
12. SMU
13. Air Force
14. Iowa
15. Alabama
16. West Virginia
17. UCLA
18. Pittsburgh
19. Boston College
20. East Carolina

## 1986

1. Penn State
2. Miami (Fla.)
3. Oklahoma
4. Arizona State
5. Nebraska
6. Auburn
7. Ohio State
8. Michigan
9. Alabama
10. LSU
11. Arizona
12. Baylor
13. Texas A&M
14. UCLA
15. Arkansas
16. Iowa
17. **Clemson**
18. Washington
19. Boston College
20. Virginia Tech

## 1987

1. Miami (Fla.)
2. Florida State
3. Oklahoma
4. Syracuse
5. LSU
6. Nebraska
7. Auburn
8. Michigan State
9. UCLA
10. Texas A&M
11. Oklahoma State
12. **Clemson**
13. Georgia
14. Tennessee
15. South Carolina
16. Iowa
17. Notre Dame
18. USC
19. Michigan
20. Arizona State

## 1988

1. Notre Dame
2. Miami, Fla.
3. Florida St.
4. Michigan
5. West Virginia
6. UCLA
7. Southern Cal
8. Auburn
9. **Clemson**
10. Nebraska
11. Oklahoma St.
12. Arkansas
13. Syracuse
14. Oklahoma
15. Georgia
16. Washington St.
17. Alabama
18. Houston
19. LSU
20. Indiana

## 1989

1. Miami (FL)
2. Notre Dame
3. Florida St.
4. Colorado
5. Tennessee
6. Auburn
7. Michigan
8. Southern Cal
9. Alabama
10. Illinois
11. Nebraska
12. **Clemson**

13. Arkansas
14. Houston
15. Penn State
16. Michigan St.
17. Pittsburgh
18. Virginia
19. Texas Tech
20. Texas A&M

## 1990

1. Colorado
2. Georgia Tech
3. Miami
4. Florida State
5. Washington
6. Notre Dame
7. Michigan
8. Tennessee
9. **Clemson**
10. Houston
11. Penn St.
12. Texas
13. Florida
14. Louisville
15. Texas A&M
16. Michigan St.
17. Oklahoma
18. Iowa
19. Auburn
20. Southern Cal

## 1991

1. Miami (FL)
2. Washington
3. Penn State
4. Florida State
5. Alabama
6. Michigan
7. Florida
8. California
9. East Carolina
10. Iowa
11. Syracuse
12. Texas A&M
13. Notre Dame
14. Tennessee
15. Nebraska
16. Oklahoma
17. Georgia
18. **Clemson**
19. UCLA
20. Colorado

## 1993

1. Florida State
2. Notre Dame
3. Nebraska
4. Auburn
5. Florida
6. Wisconsin
7. West Virginia
8. Penn State
9. Texas A&M
10. Arizona
11. Ohio State
12. Tennessee
13. Boston College
14. Alabama
15. Miami (FL)
16. Colorado
17. Oklahoma
18. UCLA
19. North Carolina
20. Kansas State
21. Michigan
22. Virginia Tech
23. **Clemson**
24. Louisville
25. California



Frank Howard coached six Clemson teams that finished in the final AP Top 20.

Clemson has finished in the Top 25 seven of the last nine years.





# Against All Competition

Clemson has won 31 of its 34 games against Virginia.

Team	HOME W-L-T	AWAY W-L-T	NEUTRAL W-L-T	TOTAL W-L-T
Alabama	0-2-0	0-7-0	3-2-0	3-11-0
Appalachian State	3-0-0			3-0-0
Army		0-1-0		0-1-0
Auburn	5-10-1	4-19-0	2-2-1	11-31-2
Ball State	1-0-0			1-0-0
Baylor			0-1-0	0-1-0
Bingham	1-0-0			1-0-0
Boston College	2-1-1	4-4-1	1-0-0	7-5-2
California			0-1-0	0-1-0
Camp Hancock	0-1-0			0-1-0
Camp Sevier	1-0-0			1-0-0
Centre	0-1-0	0-2-0		0-3-0
Charlotte "Y"		1-0-0		1-0-0
The Citadel	10-1-0	13-1-0	5-3-1	28-5-1
Colorado			0-1-0	0-1-0
Cumberland			0-0-1	0-0-1
Davidson	6-1-1	0-0-2	5-4-1	11-5-4
Duke	12-4-1	10-10-0	2-0-0	24-14-1
Duquesne	3-0-0	1-0-0		4-0-0
East Tennessee St.	1-0-0			1-0-0
Elon	1-0-0			1-0-0
Erskine	7-1-0			7-1-0
Florida	0-2-0	1-4-1	2-3-0	3-9-1
Florida State	0-3-0	2-3-0		2-6-0
Fordham		0-0-1		0-0-1
Furman	19-2-0	18-8-4		37-10-4
George Washington	0-1-0	2-0-1	1-0-0	3-1-1
Georgia	9-7-2	7-25-1	1-6-1	17-38-4
Georgia Pre-Flight			0-1-0	0-1-0
Georgia Tech	6-2-0	10-37-2	2-0-0	18-39-2
Gordon Military	4-0-0			4-0-0
Guilford	1-0-0			1-0-0
Howard	1-0-0	2-0-0		3-0-0
Illinois			1-0-0	1-0-0
Jacksonville N.A.S.		0-1-0		0-1-0
Kentucky	1-1-0	2-6-0	1-0-0	4-7-0
LSU			0-1-0	0-1-0
Long Beach State	1-0-0			1-0-0
Maryland	12-10-0	8-9-1	1-1-1	21-20-2
Maryville	1-0-0			1-0-0
Mercer	0-1-0	2-0-0	2-2-0	4-3-0
Miami (FL)		1-3-0	0-1-0	1-4-0
Minnesota			0-1-0	0-1-0
Mississippi		0-1-0	0-1-0	0-2-0
Mississippi State	0-0-1	1-0-0		1-0-1
Missouri		1-0-0	1-0-0	2-0-0
Navy		1-0-0		1-0-0
Nebraska			1-0-0	1-0-0
Nevada-Las Vegas	1-0-0			1-0-0
Newberry	6-0-0			6-0-0
North Carolina	13-5-0	13-8-1	2-1-0	28-14-1
N.C. State	16-9-0	12-13-0	11-1-1	39-23-1
Notre Dame	0-1-0	1-0-0		1-1-0
Oglethorpe	0-1-0			0-1-0
Ohio State			1-0-0	1-0-0
Oklahoma		0-2-0	1-0-0	1-2-0
Pacific		0-1-0		0-1-0
Penn State			1-0-0	1-0-0
Pensacola N.A.S.	1-0-0			1-0-0
Pittsburgh			0-1-0	0-1-0
Port Royal	1-0-0			1-0-0
Presbyterian	31-3-4	1-0-0		32-3-4
Rice	1-0-0	3-3-0		4-3-0
Riverside	1-0-0			1-0-0
Sewanee			0-1-0	0-1-0
South Carolina	11-6-1	43-28-3		54-34-4
Southern Cal	0-1-0			0-1-0
Southwestern		1-0-1		1-0-1
Stanford			1-0-0	1-0-0
Temple	1-0-0			1-0-0
Tennessee	2-2-1	3-9-1		5-11-2
Tenn- Chattanooga	1-0-0			1-0-0
Texas A&M	0-1-0	0-1-0		0-2-0
Texas Christian	1-0-0	0-1-0	1-0-0	2-1-0
Tulane	1-1-0	3-5-0		4-6-0
Vanderbilt		1-3-0		1-3-0
Villanova	1-1-0			1-1-0
Virginia	17-0-1	13-2-0	1-0-0	31-2-1
Virginia Military	1-0-0		4-5-2	5-5-2
Virginia Tech	8-4-1	7-2-0	2-1-0	17-7-1
Wake Forest	27-6-0	13-7-1	6-0-0	46-13-1
West Virginia			1-0-0	1-0-0
Western Carolina	4-0-0			4-0-0
Wofford	5-0-0	4-3-0		9-3-0
TOTALS	260-91-15	209-230-21	62-41-9	531-362-45

## CLEMSON vs. MAJOR CONFERENCES

ATLANTIC COAST	G	CU WON	CU Lost	Tied	CU Pts	OPP Pts
Duke	39	24	14	1	781	594
Florida State	8	2	6	0	110	238
Georgia Tech	59	18	39	2	804	1177
Maryland	43	21	20	2	799	788
North Carolina	43	28	14	1	831	661
N.C. State	63	39	23	1	966	780
Virginia	34	31	2	1	938	440
Wake Forest	60	46	13	1	1397	744
TOTALS	349	209	131	9	6626	5422
<b>BIG EAST</b>						
Boston College	14	7	5	2	278	236
Miami	5	1	4	0	28	95
Pittsburgh	1	0	1	0	3	34
Temple	1	1	0	0	37	7
Virginia Tech	25	17	7	1	437	271
West Virginia	1	1	0	0	27	7
Villanova	2	1	1	0	38	14
TOTALS	49	28	18	3	848	664
<b>BIG EIGHT</b>						
Colorado	1	0	1	0	21	27
Missouri	2	2	0	0	58	23
Nebraska	1	1	0	0	22	15
Oklahoma	3	1	2	0	30	89
TOTALS	7	4	3	0	131	154
<b>BIG TEN</b>						
Illinois	1	1	0	0	30	0
Minnesota	1	0	1	0	13	20
Ohio State	1	1	0	0	17	15
Penn State	1	1	0	0	35	10
TOTALS	4	3	1	0	95	45
<b>BIG WEST</b>						
Nevada-Las Vegas	1	1	0	0	24	14
<b>MID-AMERICAN</b>						
Ball State	1	1	0	0	24	10
TOTALS	1	1	0	0	24	10
<b>PAC-10</b>						
California	1	0	1	0	13	37
Southern Cal	1	0	1	0	0	30
Stanford	1	1	0	0	27	21
TOTALS	3	1	2	0	40	88
<b>SOUTHEASTERN</b>						
Alabama	14	3	11	0	122	356
Auburn	44	11	31	2	376	867
Florida	13	3	9	1	161	313
Georgia	59	17	38	4	666	1075
Kentucky	11	4	7	0	122	165
LSU	1	0	1	0	0	7
Mississippi	2	0	2	0	7	39
Mississippi St.	2	1	0	1	28	14
South Carolina	92	54	34	4	1659	1128
Tennessee	18	5	11	2	127	255
Vanderbilt	4	1	3	0	32	111
TOTALS	260	99	147	14	3298	4330
<b>SOUTHERN</b>						
Appalachian State	3	3	0	0	122	7
Citadel	34	28	5	1	616	128
Davidson	20	11	5	4	239	125
East Tennessee State	1	1	0	0	27	0
Furman	51	37	10	4	1164	384
Tennessee-Chattanooga	1	1	0	0	54	3
VMI	12	5	5	2	194	123
Western Carolina	4	4	0	0	125	30
TOTALS	126	90	25	11	2541	800
<b>SOUTHWEST</b>						
Baylor	1	0	1	0	18	24
Rice	7	4	3	0	102	107
Texas A&M	2	0	2	0	15	54
Texas Christian	3	2	1	0	36	21
TOTALS	13	6	7	0	171	206
<b>MAJOR INDEPENDENTS</b>						
Army	1	0	1	0	6	21
Navy	1	1	0	0	15	7
Notre Dame	2	1	1	0	33	31
Tulane	10	4	6	0	146	175
TOTALS	15	7	8	0	235	244



# Tigers in All-Star Action

## AMERICAN BOWL GAME (Tampa, FL)

- 1972 - Don Kelley, DB
- 1972 - John McMakin, TE

## BLUE-GRAY GAME (Montgomery, AL)

- 1939 - Charlie Woods, C
- Don Willis, BB
- 1941 - George Fritts, T
- Joe Blalock, E
- 1944 - Sid Tinsley, TB
- 1946 - Ralph Jenkins, C
- 1949 - John Poulos, E
- Gene Moore, C
- 1953 - Dreher Gaskin, E
- 1954 - Clyde White, T
- Scott Jackson, E
- 1955 - Wingo Avery, C
- 1957 - John Grijan, G
- Dick DeSimone, G
- 1959 - Harvey White, QB
- Paul Snyder, C
- Harold Olson, T
- Bill Mathis, TB
- 1966 - Mike Facciolo, G
- Phil Marion, FB
- 1979 - Jack Anderson, FLK
- Dave Thompson, G
- Ray Yaeger, TB
- 1971 - Don Kelley, SE
- Larry Hefner, LB
- Jim Dorn, OT
- 1972 - Wade Hughes, FB
- Ricky Harrell, C
- 1974 - Ken Peeples, OT
- 1980 - Obed Ariri, PK
- Steve Durham, DT
- Willie Underwood, DB
- 1982 - Cliff Austin, TB
- Johnny Rembert, LB
- Danny Triplett, LB
- 1983 - James Robinson, DT
- Rod McSwain, CB
- Kevin Mack, FB
- Bob Paulling, PK
- James Farr, OG
- 1984 - Mike Eppley, QB
- Dale Hatcher, P
- K.D. Dunn, TE
- 1985 - \*Steve Berlin, DT
- 1992 - Larry Ryans, WR
- \*Eric Geter, CB
- Ashley Sheppard, OLB
- Les Hall, OT
- 1994 - Nelson Welch, PK
- Wardell Rouse, OLB

## SENIOR BOWL (Mobile, AL)

- 1950 - Gene Moore, C
- 1952 - Glenn Smith, E
- 1954 - Dreher Gaskin, E
- 1957 - Bill Hudson, OT
- Joel Wells, TB
- 1960 - Bill Mathis, TB
- 1962 - Ronnie Osborne, T
- 1968 - Harry Olszewski, OG
- 1971 - Dave Thompson, C

- 1979 - Jonathon Brooks, DE
- Jerry Butler, SE
- Steve Fuller, QB
- 1980 - Jim Stuckey, DT
- 1982 - Tony Berryhill, C
- 1983 - Terry Kinard, FS
- Johnny Rembert, LB
- 1984 - Rod McSwain, DB
- 1987 - Kenny Flowers, TB
- 1989 - Keith Jennings, WR
- 1991 - John Johnson, OLB
- Jerome Henderson, CB
- 1992 - Levon Kirkland, OLB
- 1993 - Wayne Simmons, OLB
- Eric Geter, CB
- 1994 - Brentson Buckner, DT
- Terry Smith, WR
- 1995 - Nelson Welch, PK
- \*Wardell Rouse, OLB

## HULA BOWL (Honolulu, HI)

- 1960 - Lou Cordileone, T
- 1962 - Gary Barnes, OE
- 1968 - Wayne Mass, OT
- 1969 - Wayne Mulligan, C
- 1976 - Bennie Cunningham, TE
- 1979 - Joe Bostic, OG
- 1980 - Jim Stuckey, DT
- 1981 - Steve Durham, DT
- 1982 - Perry Tuttle, WR
- 1983 - Dan Benish, DT
- Terry Kinard, FS
- 1985 - William Perry, MG

- 1986 - Steve Reese, OG
- 1987 - Terence Mack, DE
- Kenny Flowers, TB
- 1988 - Michael Dean Perry, DT
- David Treadwell, PK
- 1990 - Gary Cooper, WR
- 1991 - Stacy Long, OT
- 1992 - Levon Kirkland, OLB
- Jeb Flesch, OG
- 1993 - Ashley Sheppard, OLB
- 1994 - Tim Jones, LB

## EAST-WEST SHRINE GAME (San Francisco, CA)

- 1960 - Lou Cordileone, T
- Lowndes Shingler, QB
- 1961 - Gary Barnes, OE
- 1962 - Don Chuy, T
- 1967 - Wayne Mass, OT
- Harry Olszewski, OG
- 1968 - Wayne Mulligan, C
- 1971 - John McMakin, TE
- 1975 - Bennie Cunningham, TE
- 1979 - Steve Fuller, QB
- \*Jerry Butler, WR
- 1981 - Jeff Bryant, DT
- Jeff Davis, LB
- 1982 - Terry Kinard, FS
- 1983 - James Farr, OG
- 1984 - Reggie Pleasant, DB
- 1986 - Delton Hall, DB
- Terrence Flagler, TB
- 1988 - John Phillips, OG

- 1989 - Donnell Woolford, CB
- Tracy Johnson, FB
- 1990 - Wesley McFadden, FB
- 1993 - Rudy Harris, FB
- 1994 - Stacy Seegars, OG
- \*Terry Smith, WR
- 1995 - Darnell Stephens, LB

## JAPAN BOWL (Tokyo, Japan)

- 1976 - Bennie Cunningham, TE
- 1980 - Jeff Bostic, C
- 1982 - Jeff Davis, LB
- 1987 - Jim Riggs, TE
- 1988 - Michael Dean Perry, DT
- John Phillips, OG
- 1989 - Tracy Johnson, FB
- 1991 - Vance Hammond, DT
- Stacy Long, OT

## COLLEGE ALL-STAR GAME

### (Chicago, IL)

- 1940 - Banks McFadden, HB
- 1953 - Tom Barton, G
- 1954 - Dreher Gaskin, E
- Nathan Gressette, T
- 1960 - Lou Cordileone, T
- 1963 - Don Chuy, T
- 1970 - Charlie Waters, DB
- 1971 - Dave Thompson, C
- 1976 - Bennie Cunningham, TE

## COACHES ALL-STAR GAME

### (Lubbock, TX)

- 1968 - Harry Olszewski, OG
- 1970 - Charlie Waters, DB
- 1972 - John McMakin, TE
- 1976 - Don Testerman, RB

## NORTH-SOUTH SHRINE GAME

### (Miami, FL)

- 1954 - Buck George, HB
- 1955 - B.C. Inabinet, T
- 1961 - Calvin West, G
- Ronnie Osborne, T
- Tommy King, E
- 1963 - Jack Aaron, T
- Billy Weaver, G
- 1968 - Jimmy Catoe, LB
- John Cagle, T


## CAN-AM GAME (Tampa, FL)

- 1978 - Ken Callicutt, TB
- 1979 - Jonathan Brooks, DE

## OLYMPIA GOLD BOWL (San Diego, CA)

- 1982 - Jeff Bryant, DT
- 1982 - Jeff Davis, LB
- 1982 - Perry Tuttle, FLK

Note: All dates are calendar year the game was played in.  
\* - Selected for game, but did not play



David Treadwell is one of 10 Tigers to play in the Hula Bowl since 1987.

Gene Moore was the first Tiger to play in the Senior Bowl (1950).





# Televised Games

Clemson has appeared on TV an average of seven times per year since 1986.

**Opponent**      **Score** **W-L**      **Site**      **Coverage**

## 1957 (0-1)

#Colorado 21-27 L N Nat. (CBS)  
#Orange Bowl

## 1958 (1-1)

N.C. State 13-6 W A Reg. (NBC)  
#Louisiana St. 0-7 L N Nat. (NBC)  
#Sugar Bowl

## 1959 (1-0)

#TCU 23-7 W N Nat. (CBS)  
#Bluebonnet Bowl

## 1966 (1-0)

Duke 9-6 W H Reg. (ABC)

## 1968 (1-0-1)

Wake Forest 20-20 T A Reg. (ABC)  
N.C. State 24-19 W A Reg. (ABC)

## 1973 (0-1)

N.C. State 6-29 L H Reg. (ABC)

## 1976 (0-2)

Georgia 0-41 L A Reg. (ABC)  
Maryland 0-20 L A Reg. (ABC)

## 1977 (1-2)

Notre Dame 17-21 L H \*Nat. (Chesley)  
S. Carolina 31-27 W A Reg. (ABC)  
#Pittsburgh 3-34 L N Nat. (ABC)  
#Orange Bowl

## 1978 (3-0)

Virginia Tech 38-7 W H Reg. (ABC)  
N.C. State 33-10 W A Reg. (ABC)  
#Ohio St. 17-15 W N Nat. (ABC)  
#Gator Bowl

## 1979 (2-4)

Maryland 9-19 L H Reg. (ABC)  
N.C. State 13-16 L H \*Nat. (ESPN)  
Wake Forest 31-0 W H Reg. (ABC)  
Notre Dame 16-10 W A \*Nat. (Chesley)  
S. Carolina 9-13 L A \*Nat. (ESPN)  
#Baylor 18-24 L N Nat. (CBS)  
#Peach Bowl

## 1980 (1-2)

Georgia 16-20 L A \*Nat. (ESPN)  
Wake Forest 35-33 W A \*Nat. (ESPN)  
N. Carolina 19-24 L H Reg. (ABC)

## 1981 (7-0)

Georgia 13-3 W H \*Nat. (ESPN)  
Kentucky 21-3 W A Reg. (ABC)  
Wake Forest 82-24 W H \*Nat. (USA)  
N. Carolina 10-8 W A Reg. (ABC)  
Maryland 21-7 W H \*Nat. (USA)  
S. Carolina 29-13 W A \*Nat. (ESPN)  
#Nebraska 22-15 W N Nat. (NBC)  
#Orange Bowl

## 1982 (7-1-1)

Georgia 7-13 L A Nat. (ABC)  
Boston Coll. 17-17 T H Reg. (CBS)  
Kentucky 24-6 W H \*Nat. (USA)  
Virginia 48-0 W A Nat. (WTBS)  
N.C. State 38-29 W A \*Nat. (ESPN)  
N. Carolina 16-3 W H \*Nat. (USA)  
Maryland 24-22 W A Reg. (CBS)  
S. Carolina 24-6 W H Nat. (USA)  
#Wake Forest 21-17 W N \*Nat. (ESPN)  
#Mirage Bowl

## 1983 (8-1-1)

Boston Coll. 16-31 L A \*Nat. (ESPN)  
Georgia 16-16 T H \*Nat. (ESPN)  
Georgia Tech 41-14 W H \*Nat. (ESPN)  
Virginia 42-21 W H \*Nat. (USA)  
Duke 38-31 W A \*Nat. (USA)  
N.C. State 27-17 W H \*Nat. (USA)  
Wake Forest 24-17 W H \*Nat. (ESPN)  
N. Carolina 16-3 W A \*Nat. (ESPN)  
Maryland 52-27 W H \*Nat. (USA)  
S. Carolina 22-13 W A \*Nat. (ESPN)

## 1984 (6-4)

Virginia 55-0 W A \*Nat. (ESPN)  
Georgia 23-26 L A \*Nat. (ESPN)  
Ga. Tech 21-28 L A \*Nat. (ESPN)  
N. Carolina 20-12 W H \*Nat. (ESPN)  
Duke 54-21 W H \*Nat. (ESPN)  
N.C. State 35-34 W A \*Nat. (ESPN)  
Wake Forest 37-14 W H \*Nat. (ESPN)  
Virginia Tech 17-10 W H \*Nat. (ESPN)  
Maryland 23-41 L N \*Nat. (ESPN)  
S. Carolina 21-22 L H \*Nat. (ESPN)

## 1985 (1-4)

Georgia 13-20 L H Nat. (CBS)  
Virginia 27-24 W H Reg. (JP)  
N. Carolina 20-21 L A Reg. (JP)  
Maryland 31-34 L H Split Nat.  
(CBS)  
#Minnesota 13-20 L N Nat. (Mizlou)  
#Independence Bowl

## 1986 (4-2-1)

Virginia 14-20 L H Reg. (JP)  
Georgia 31-28 W A Reg. (ABC)  
Ga. Tech 27-3 W A Reg. (JP)  
N.C. State 3-27 L A Reg. (CBS)  
N. Carolina 38-10 W H Split Nat.  
(CBS)  
Maryland 17-17 T N Split Nat.  
(CBS)  
#Stanford 27-21 W N Nat. (CBS)  
#Gator Bowl

## 1987 (6-1)

Georgia 21-20 W H Nat. (CBS)  
Ga. Tech 33-12 W H Reg. (JP)  
Virginia 38-21 W H Reg. (JP)  
N. Carolina 13-10 W A Reg. (JP)  
Maryland 45-16 W H Reg. (JP)  
S. Carolina 7-20 L A Nat. (ESPN)  
#Penn State 35-10 W N Nat. (ABC)  
#Citrus Bowl

## 1988 (6-1)

Virginia Tech 40-7 W H Reg. (JP)  
Florida State 21-24 L H Nat. (CBS)  
Duke 49-17 W H Nat. (ESPN)  
N. Carolina 37-14 W H Reg. (JP)  
Maryland 49-25 W A Reg. (JP)  
S. Carolina 29-10 W H Reg. (JP)  
#Oklahoma 13-6 W N Nat. (ABC)  
#Citrus Bowl

## 1989 (7-1)

Florida St. 34-23 W A Nat. (ESPN)  
Maryland 31-7 W H Reg. (JP)  
Duke 17-21 L A Reg. (JP)  
Virginia 34-20 W H Nat. (CBS)  
N.C. State 30-10 W H Nat. (ESPN)  
N. Carolina 35-3 W A Reg. (JP)  
S. Carolina 45-0 W A Nat. (ESPN)  
#W. Virginia 27-7 W N Nat. (ESPN)  
#Gator Bowl

## 1990 (6-2)

Virginia 7-20 L A Nat. (ESPN)  
Duke 26-7 W H Reg. (JP)  
Georgia 34-3 W H Reg.  
(Pay-per-view)  
Georgia Tech 19-21 L A Reg. (JP)  
N.C. State 24-17 W A Reg. (JP)  
N. Carolina 20-3 W H Reg. (JP)  
S. Carolina 24-15 W H Reg. (JP)  
#Illinois 30-0 W N Nat. (NBC)  
#Hall of Fame Bowl

## 1991 (5-2-1)

Georgia Tech 9-7 W H Reg. (ABC)  
Georgia 12-27 L A Nat. (ESPN)  
Virginia 20-20 T H Reg. (ABC)  
N.C. State 29-19 W H Reg. (ABC)  
N. Carolina 21-6 W A Nat. (ESPN)  
Maryland 40-7 W H Reg. (JP)  
S. Carolina 41-24 W A Reg. (JP)  
#California 13-37 L N Nat. (ABC)  
#Citrus Bowl

## 1992 (1-5)

Florida State 20-24 L H Nat. (ESPN)  
Georgia Tech 16-20 L A Nat. (ESPN)  
Virginia 29-28 W Reg. (ABC)  
N.C. State 6-20 L A Reg. (JP)  
Maryland 23-53 L A Reg. (JP)  
South Carolina 13-24 L H Reg. (JP)

## 1993 (5-3)

Florida State 0-57 L A Reg. (JP)  
N.C. State 20-14 W H Reg. (JP)  
Wake Forest 16-20 L H Reg. (JP)  
Maryland 29-0 W H Reg. (JP)  
North Carolina 0-24 L A Nat. (ESPN)  
Virginia 23-14 W H Reg. (JP)  
South Carolina 16-13 W A Reg. (JP)  
#Kentucky 14-13 W N Nat. (ESPN)  
#Peach Bowl

## 1994 (2-5)

Virginia 6-9 L A Reg. (JP)  
Maryland 13-0 W H Reg. (JP)  
Georgia 14-40 L A Reg. (ABC)  
Duke 13-19 L A Reg. (JP)  
Florida State 0-17 L A Reg. (JP)  
Georgia Tech 20-10 W H Reg. (JP)  
South Carolina 7-33 L H Reg. (JP)

## CLEMSON TOTALS ON TV

TV Games: 82-45-5  
National Cable: 32-15-2  
National Network: 9-8-0  
Regional Network: 41-19-3  
Home Games: 43-14-3  
Away Games: 28-24-1  
Neutral Sites: 10-7-1

ABC: 15-9-2  
NBC: 3-1-0  
CBS: 6-5-2  
ESPN: 21-14-1  
WTBS: 1-0-0  
USA: 10-0-1  
Jeff. Pilot 24-12-0  
CD Chesley 1-1-0  
Mizlou 0-1-0  
Pay-Per-View 1-0-0

\* Denotes shown on tape-delayed basis.





# Clemson History

Clemson enters its 100th season of college football in 1995. Head Coach Frank Howard, Clemson's winningest coach (165 victories), All-American Banks McFadden, the nation's most versatile athlete of 1939, and Steve Fuller, an All-American on the field and in the classroom, are certainly three people who have made significant contributions to the heritage of Clemson's athletic program.





# Bowl Alliance, 1995

The Bowl Alliance was formed in 1995 to create a mechanism for providing college football fans with the best possible bowl games, including a game between the two top-ranked college football teams, when possible, and to maximize the number of opportunities for a variety of high quality bowl game matchups. The Orange, Sugar and Fiesta Bowls have joined with the Atlantic Coast, The Big East Football, Big Eight, Big Ten, Pacific 10, Southeastern and Southwest Conferences and the University of Notre Dame to form the Alliance.

The champions of the Atlantic Coast, Big East Football, Big Eight, Southeastern and Southwest Conferences will appear in one of the aforementioned bowl games. The University of Notre Dame also will be guaranteed a slot in 1995 should its football team be ranked among the Top Ten bowl eligible teams in either the Associated Press or CNN/USA Today final regular season polls.

Should Notre Dame not be ranked in the Top Ten, the one remaining At-Large position may be filled by any Division 1-A college football team eligible for postseason competition, excluding the Big Ten and Pacific-10 Champions, that meets any one of the following requirements:

- 1) has won at least 8 college football games during the most recently completed regular season; or
- 2) is ranked by the AP Poll or the CNN/USA Today Poll among the top 12 teams eligible to participate in postseason competition; or
- 3) is ranked no lower in either the AP Poll or the CNN/USA Today Poll than the lowest ranked team selected by a Bowl from the Conference Champions.

In the event that two or more teams tie for the championships of the Atlantic Coast, The Big East Football, Big Eight, Southeastern or Southwest Conferences and remain tied for the championship after all tie-

breaking procedures employed by such conference have been exhausted, the tied team with the highest ranking in both the AP Poll and the CNN/USA Today Poll shall be included in the Conference Champions Pool. If the tied teams have the same ranking or should the Polls disagree as to the highest-ranked team, then all such tied teams will be eligible and the selecting bowl shall have the right to select which team it desires.

Team selection shall occur no later than Sunday, December 3, 1995. The selection order shall be as follows:

- Selections 1 and 2 Fiesta Bowl
- Selections 3 and 5 Orange Bowl
- Selections 4 and 6 Sugar Bowl

## Mandatory 1 vs. 2 Pairing

The Fiesta Bowl shall select any team ranked number 1 in the AP Poll and any team ranked number 1 in the CNN/USA Today Poll if the teams so ranked are different and two such teams are available. In any other case, the Fiesta Bowl shall select any team ranked number 1 in either the AP Poll or the CNN/USA Today Poll and any team ranked number 2 in either the AP Poll or



Four ACC teams are assured of bowl bids in the new college football postseason alliance.

## ACC Bowl Options

#1 ACC Team—The Bowl Alliance will take the ACC Champion.

#2 ACC Team—The Gator Bowl will take the #2 team from the ACC against the #2 team from the Big East. Should two ACC teams be chosen for the Alliance, the Gator Bowl has the option of selecting Notre Dame in place of an ACC team. The Gator Bowl shall have the right to select any team in the conference so long as they have achieved within one win of any other conference team available. The Gator Bowl payout is \$1.3 million.

\*#3 ACC Team—The Peach Bowl will have the #3 ACC team against the #4 SEC team. The Peach Bowl will have the second pick of the ACC teams after the Alliance. It has a minimum payout of \$750,000.

\*#4 ACC Team—The Carquest Bowl will have the #4 ACC team against the #3 Big East Team. The Carquest Bowl has the third pick of ACC teams after the Alliance Selections. The minimum payout is \$750,000.

\*Remaining Bowl Options—The Poulan Weed Eater Independence Bowl is open on both sides, while the St. Jude Liberty Bowl has one slot open vs. the Champion of the Midwest Alliance.

the CNN/USA Today Poll if two teams so ranked are available.

All other team selections shall come from the pool of teams specified above and will be at the discretion of the participating bowls.

## Future Order of Selections by Bowls

1996	
1st .....	Sugar
2nd .....	Sugar
3rd .....	Fiesta
4th .....	Orange
5th .....	Fiesta
6th .....	Orange

1997	
1st .....	Orange
2nd .....	Orange
3rd .....	Sugar
4th .....	Fiesta
5th .....	Sugar
6th .....	Fiesta



# History of Clemson Football

**Sept. 30, 1896**—A small crowd gathered in one of the barrack's rooms and discussed the advisability of organizing a football association and to devise some means of getting a coach. The organization known as the Clemson College Football Association was perfected and the following officers elected: President F.G. Tompkins, Secretary and Treasurer C.W. Gentry, Manager T.R. Vogel, Temporary Captain R.G. Hamilton. A committee of three was appointed to consult professor Walter Riggs as to management of a football team and to ask his aid as coach.

**October 5, 1896**—Practice began on the Clemson College campus on a 50x200 foot field in front of the college.

**October 28, 1896**—Clemson played its first intercollegiate football game, defeating Furman, 14-6, at Greenville, SC. This was the first time that many of the Clemson players had seen a full sized football gridiron. Charlie Gentry scored Clemson's first touchdown.

**November 10, 1897**—Clemson defeated South Carolina for the first time and won the school's first state championship.

**October 20, 1898**—The Tigers played their first home game against Bingham. Clemson won 55-0, as W.C. Forsythe kicked every point after touchdown (11). R.T.V. Bowman, the man for whom the field at Clemson is named, was an assistant coach at that time with Clemson and helped referee the game.

**November 10, 1899**—The football association stood on a very weak financial basis. The organization could not even afford to hire a coach. W.M. Riggs agreed to coach the Tigers for free.

**November 18, 1899**—Clemson defeated N.C. State, 24-0. The game was called early because many of the State men were injured and they requested that the game be called.

**December 8, 1899**—John Heisman was hired as head coach.

**October 22, 1900**—The Tigers defeated Wofford, 21-0. Actually, Clemson scored many more points, but a pre-game agreement between the teams stated that every point Clemson scored after the first four touchdowns would not count.

**November 29, 1900**—Clemson's 35-0 win over Alabama allowed Heisman's team to finish the season undefeated with a 6-0 record. This was Clemson's first undefeated team and was the only team to win all of the games in a season until the 1948 squad went 11-0.

**October 5, 1901**—Clemson opened the season with a 122-0 win over Guilford. The Tigers averaged 30 yards per play and a touchdown every minute and 26 seconds. The first half lasted 20 minutes while the second half lasted only 10 minutes. Legend has it that every man on the Clemson team scored a touchdown in this game.

**October 30, 1902**—Col. Charles S. Roller Jr., who was football coach of Furman, was the only referee for the Clemson-USC game. Bronco Armstrong, a famous Yale player and official, was to be the umpire but was in a railroad wreck

on the way down and it was impossible for him to get to the game in time. Not a single penalty was called in the game. A riot between Clemson and USC fans broke out the night after the game. Officials at both colleges called off the football series between the two schools. Clemson and USC did not meet again in football until 1909.

**November 27, 1902**—Clemson played in the snow for the first time in a game against Tennessee. The Tigers won the game, 11-0, and claimed the Southern Intercollegiate Athletic Association crown.

**October 17, 1903**—Clemson defeated Georgia Tech 73-0. Clemson rushed the ball 35 times for 450 yards, while Tech ran the ball 25 times and collected 18 yards.

**November 26, 1903**—One day after Tech's deadline for its offer had expired, Heisman wired Georgia Tech's president Lyman Hall, that he would accept the institute's offer of \$2,250 per year plus 30 percent of net receipts to coach its athletic teams.

**November 11, 1905**—The Clemson-Auburn game was called on account of darkness. Clemson won, 6-0.

**November 29, 1906**—Clemson's first forward pass occurred in a 10-0 win over Georgia Tech. Powell Lykes dropped back to kick, but instead made a "pretty" forward pass of 30 yards to George Warren.

**November 4-9, 1907**—Clemson played three games within a week's time. Clemson lost to Auburn 12-0 on November 4, and lost to Georgia in Augusta, GA on November 7. The Tigers barely made it back in time to play Davidson at Clemson on November 9, and lost 10-6.

**April 1, 1908**—Tiger football hopes of the 1908 season were shattered on this day, not by what happened in spring practice, but what 300 students did as a college prank on April Fool's Day. The cadets were expelled for removing a Civil War cannon from the town square of Pendleton, four miles down the road from campus, and bringing the cannon back to Clemson. Many of the football stars, as well as many future star players, were among those who were expelled.

**October 13, 1917**—Clemson downed Furman 38-0, as the Tigers' Stumpy Banks scored five touchdowns.

**Oct. 4, 1926**—Bud Saunders, Clemson head football coach, resigned in the middle of the season. Cul Richards and Frank Padgett were put in charge of the squad.

**October 15, 1926**—Bob Williams was named advisory coach.

**December 27, 1926**—Josh Cody was named head football coach at Clemson.

**September 19, 1928**—Clemson began this season with new uniforms. The Tigers wore a brilliant orange jersey for the first time, with black composition cloth strips on the front with purple numbers.

**September 20, 1929**—Clemson announced the completion of its first press box which would accommodate about 30 writers. The glass enclosed box was completed with heaters and

electric fans for ventilation.

**December, 1928** - O.K. Pressley, a center, is named third-team All-American by the Newspaper Enterprise Association. He is Clemson's first All-American in any sport.

**October 17, 1930**—Maxcey Welch scored five touchdowns (all rushing) in Clemson's 75-0 win over Newberry.

**March 13, 1930**—Josh Cody signed a three-year contract to stay at Clemson.

**November 26, 1930**—Josh Cody resigned as head football coach.

**January 17, 1931**—Jess Neely was named head football coach at Clemson.

**October 14, 1933**—Clemson played at George Washington in a 0-0 tie. This was the first time Clemson had ever played under the lights. Fans followed the game on a grid graph in Tillman Hall at the Clemson chapel. A grid was an electrical machine that was marked off like a football field. Lights were so arranged on the graph that every possible play was flashed on the board. The lineups of both teams were written on the sides and the man carrying the ball on each play had a light flashed by his name. Another light representing the runner moved along the board in the same direction and for the same distance as the runner.

**August 20, 1934**—IPTAY was founded.

**November 19, 1935**—First night time practice. Two powerful floodlights were installed on one of Clemson's practice fields enabling the Tigers to get in more practice time.

**September 23, 1939**—Banks McFadden ran 90 yards for a touchdown in Clemson's 18-0 win over Presbyterian.

**November 13, 1939**—Clemson was ranked in the Associated Press poll for the first time. Clemson claimed the number-16 spot in the poll.

**December 8, 1939**—Clemson accepted a bid to play in the Cotton Bowl.

**December 15, 1939**—Banks McFadden was named Clemson's second All-American in football.

**January 1, 1940**—In Clemson's first bowl appearance, it defeated Boston College 6-3. Charlie Timmons scored the game's lone touchdown from two yards out.

**January 10, 1940**—Jess Neely resigned as athletic director and football coach to accept the head football coaching job at Rice University. Neely inherited a \$47,000 deficit when he arrived in 1931 and earned Clemson \$100,000 during his tenure and left Clemson with \$57,000 in the treasury. His overall record at Clemson was 43-35-7.

**January 11, 1940**—Frank Howard was named head football coach.

**May 30, 1940**—Banks McFadden was named Nation's Most Versatile Athlete.

**July 25, 1940**—Banks McFadden accepted a

John Heisman's first Clemson team had an undefeated record.



bid to play in the College All-Star game against the Green Bay Packers on August 29.

**September 1, 1940**—Banks McFadden signed a one-year contract to play with the Brooklyn Dodgers professional football team.

**September 2, 1940**—Frank Howard opened his first fall practice.

**September 21, 1940**—In Frank Howard's first game as head coach, Clemson scored on the first play as George Floyd reversed around left end and raced 18 yards across untouched for a Clemson touchdown.

**November 23, 1940**—Clemson won the Southern Conference football title with a 13-7 victory over Furman.

**October 6, 1941**—Work began on Memorial Stadium. The work of cleaning, digging and leveling the site as well as cutting large trees and clearing underbrush was supervised by Frank Howard. A pipe was also installed for drainage under the field.

**October 11, 1941**—Clemson defeated Boston College at Fenway Park, 26-13.

**November 15, 1941**—Clemson defeated Wake Forest, 29-0, in the last game at Riggs Field.

**September 19, 1942**—Clemson ran down the hill for the first time. Butch Butler gained 192 yards, as the Tigers opened the new stadium in front of 5,500 with a 32-13 win over Presbyterian. High school students were admitted for 25 cents, while servicemen were allowed in for 50 cents.

**October 22, 1942**—Clemson defeated South Carolina, 18-6. Autographed balls were auctioned off at the game. For a minimum of \$1,000 a fan could bid on one of the balls. The fan's money would then be used to buy war bonds.

**October 19, 1944**—First rain at a Clemson-USC game since 1896.

**September 22, 1945**—Fourteen Clemson backs netted 516 yards in a 76-0 win over Presbyterian. Bobby Gage led the Tigers with 144 yards.

**September 23, 1947**—Clemson flew to Boston College on an Eastern Airline DC-4. This marked the first time that a state football team had flown to a football game.

**November 8, 1947**—Clemson began a 15-game winning streak, the longest in school history, with a win over Furman, 35-7.

**November 22, 1947**—Bobby Gage ran for 141 yards and passed for 233 as he led Clemson to a 34-18 win over Auburn. Gage threw four touchdown passes and had 374 yards total offense to his credit, both still Clemson records.

**September 25, 1948**—Clemson defeated Presbyterian 53-0 in the first night game at Clemson.

**November 27, 1948**—Clemson accepted a bid to play in the Gator Bowl.

**January 1, 1949**—The Tigers won the Gator Bowl by a 24-23 score over Missouri. Jack Miller's 32-yard field goal in the fourth quarter proved to be the winning margin.

**November 28, 1950**—Clemson accepted a bid

to play in the Orange Bowl.

**January 1, 1951**—Clemson appeared in the Orange Bowl for the first time and squeaked out a 15-14 win over Miami. Sterling Smith's tackle of Frank Smith in the end zone gave Clemson a safety with under six minutes left in the game and gave the Tigers the victory.

**November 27, 1951**—Clemson accepted a bid to play in the Gator Bowl.

**May 8, 1953**—Clemson joined the Atlantic Coast Conference.

**June 22, 1956**—Joel Wells was the cover boy of the 1956 Official NCAA Guide. The Guide is compiled by the NCAA and contains data on all major college teams in the nation.

**November 16, 1956**—Vice President Richard Nixon was in attendance at the Clemson-Miami football game on this date. Surrounded by security from various agencies, a loud explosion sounded and alarmed the body guard along with the Vice President. To everyone's relief, it was discovered that it was just the cannon fired off by a Clemson cheerleader when Clemson kicked off. The eighth-ranked Hurricanes defeated the Tigers 21-0 in the game played at Miami, FL.

**December 1, 1956**—Clemson clinched an Orange Bowl berth with a 28-7 win over Furman at Clemson.

**March 25, 1957**—It was announced that Clemson and South Carolina would play at Clemson on November 12, 1960 ending the 61-year old state classic, Big Thursday.

**September 20, 1958**—Clemson ran down the hill on a rug for the first time. The rug was officially given to Clemson on this date before the Clemson-Virginia game by W.W.Pate, Sr., president of Wunda Weave Company. It measured 104 feet long and was 13 feet wide. Also at this game, Clemson's recent expansion of Memorial Stadium was used for the first time. Memorial Stadium was expanded from 20,000 to 38,000 seats.

**September 27, 1958**—Clemson defeated North Carolina, 26-21, as Frank Howard picked up his 100th collegiate coaching win. Also the scoreboard at the east of the stadium was used for the first time. The scoreboard had an added feature, as the Tiger above the scoreboard still wags his tail after each Clemson touchdown.

**October 6, 1958**—Clemson was ranked eighth in the country, the highest ranking in Clemson history, at that time.

**November 19, 1958**—Clemson defeated N.C. State 13-6 and won its second ACC title in three years.

**November 29, 1958**—Clemson accepted a Sugar Bowl bid to face the number-one team in the nation, LSU.

**December 24, 1958**—It was announced that Clemson would take the rug the Tigers used to run down the hill with them to the Sugar Bowl. The rug weighed 527 pounds.

**December 27, 1958**—Clemson announced it would wear navy blue jerseys with wide numerals front and back. Orange helmets with a white stripe from back to front in the center would also be worn to give a contrasting color for the nation-

wide television coverage of the game.

**January 1, 1959**—Number-one ranked LSU defeated Clemson 7-0 in the Sugar Bowl.

**October 22, 1959**—Clemson won the last Big Thursday game by defeating South Carolina, 27-0. Clemson fans tore down the steel goal posts which were set in concrete.

**November 21, 1959**—Clemson defeated Wake Forest 33-31 for Clemson's second ACC title in a row.

**November 28, 1959**—Clemson defeated Furman 56-3 and accepted a bid to the first Bluebonnet Bowl in Houston, Texas on December 19 against TCU.

**December 19, 1959**—Clemson defeated TCU in the Bluebonnet Bowl, 23-7.

**October 1, 1960**—The west stands were used for the first time, as Clemson defeated Virginia Tech, 13-7.

**October 8, 1960**—Clemson defeated Virginia 21-7 and used special pants for rain protection in this game. After the contest Clemson sent the pants to Greenville and allowed Furman to use the pants for a game that night against William and Mary. Furman Head Coach Bob King said, "after those big Clemson boys got out of them some of our guys had a hard time making them stay up and we had to tape the legs of the pants for several players." The pants beat two teams from Virginia on the same day.

**November 12, 1960**—Clemson defeated South Carolina, 12-2, in the first ever appearance for South Carolina at Clemson.

**November 11, 1961**—A team resembling Clemson entered the field prior to the meeting with South Carolina. They did a few serious calisthenics and then started dancing to band music. The team was actually members of the Sigma Nu Fraternity of South Carolina. Clemson students entered the field and worked some of the imposters over. Finally state police brought order to the field.

**October 13, 1962**—Hal Davis raced 98 yards with a kickoff return for a touchdown against Georgia, the last time a Tiger would return a kickoff for a score for 25 years.

**November 17, 1962**—Clemson upset Maryland as Rodney Rogers kicked a 23-yard field goal with 84 seconds left in the game.

**November 24, 1962**—Clemson defeated South Carolina as Rogers kicked a 24-yard field goal with 1:31 left. The Clemson Tigers wore blue jerseys in this game, the ones that were left from the Sugar Bowl game.

**October 12, 1963**—Clemson and Georgia tied 7-7, but the main item of interest was the strange weather. A hail storm hit at 2:50 p.m. and caused temperatures to plummet from 84 degrees to 57 degrees in 45 minutes. Almost an inch of hail poured in a 20-minute period and the game was delayed. Clemson blocked two field goal attempts to preserve the tie.

**November 23, 1963**—The South Carolina-Clemson game was postponed due to the death of President Kennedy.



**November 28, 1963**—Clemson defeated South Carolina on Thanksgiving Day, 24-20.

**September 24, 1966**—First game in which Howard's Rock was present at Death Valley. Clemson downed Virginia, 40-35.

**November 12, 1966**—Frank Howard won his 150th game and clinched at least a tie for the ACC title with a 14-10 win over Maryland.

**November 26, 1966**—Clemson downed South Carolina to win the ACC, 35-10.

**September 23, 1967**—Clemson started the tradition of rubbing Howard's Rock.

**November 18, 1967**—Clemson painted its shoes orange for the N.C. State game and the Tigers upset the 10th-ranked Wolfpack, 14-6. Clemson at least clinched a tie for the ACC championship. The Tigers had to get the orange paint from eight stores in the area. N.C. State's defense had worn white shoes all season and that was the reason for the ploy.

**November 25, 1967**—Clemson beat South Carolina 23-12 to claim the ACC Championship. Buddy Gore broke the ACC single season rushing record with 1,045 yards.

**September 28, 1968**—Richie Luzzi returned a missed Georgia field goal try 108 yards (100 officially) for a Clemson touchdown, the longest play in Clemson history.

**October 25, 1969**—Danny Ford was one of the Alabama captains for the Clemson-Alabama game at Clemson. Bob Hope was in town for a homecoming show that night. Bear Bryant's team defeated Clemson, 38-13.

**November 1, 1969**—Frank Howard won his last game as a Clemson coach in Death Valley with a 40-0 win over Maryland.

**December 10, 1969**—Coach Frank Howard resigned from football coaching duties, but remained in the capacity of athletic director.

**December 17, 1969**—Hootie Ingram was named head football coach.

**July 21, 1970**—Clemson announced the use of a new logo - THE TIGER PAW. With the aid of Henderson Advertising Agency, the Tiger paw became the new trademark of Clemson athletics.

**December 5, 1972**—Hootie Ingram resigned as Clemson football coach, and Red Parker was named as his replacement.

**November 16, 1974**—Playing surface of Memorial Stadium was named Frank Howard Field.

**November 21, 1976**—Clemson scrimmaged before the game at an adjacent practice field and warmed up there until game time before a 28-9 upset of South Carolina.

**December 1, 1976**—Charlie Pell was named head football coach.

**September 17, 1977**—Clemson defeated Georgia 7-6 and this marked the first time that Clemson had won in Athens since 1914.

**November 19, 1977**—A 20-yard pass from Steve Fuller to Jerry Butler with just 49 seconds to play enabled Clemson to squeeze past South Caro-

lina 31-27, after leading 27-0 and earn a trip to the Gator Bowl.

**September 16, 1978**—Clemson won its 100th game in Death Valley with a 58-3 win over the Citadel.

**November 25, 1978**—Clemson fans used the south upper deck for the first time in Clemson's 41-23 win over South Carolina. At the time it was the largest crowd ever to see a game from Philadelphia to Birmingham.

**November 28, 1978**—Steve Fuller finished tied for sixth place in the Heisman Trophy voting, and he received 19 first-place votes.

**December 4, 1978**—Charlie Pell resigned as Clemson coach.

**December 5, 1978**—Danny Ford was named as Pell's replacement.

**December 10, 1978**—It was announced that Danny Ford would be the Tigers' coach in the Gator Bowl game.

**December 29, 1978**—Clemson defeated Ohio State 17-15 at the Gator Bowl in Danny Ford's first game as head coach, and Woody Hayes' final game at Ohio State.

**November 16, 1979**—Clemson won at Notre Dame behind Obed Ariri's three field goals, 16-10.

**November 8, 1980**—Jeff Davis had a school record 24 tackles vs. North Carolina in a head-to-head battle with Lawrence Taylor.

**September 19, 1981**—Clemson forced nine Georgia turnovers, most ever by a Clemson opponent, in handing Herschel Walker his only regular season loss as a Bulldog, 13-3.

**October 31, 1981**—Clemson had 756 total offensive yards against Wake Forest in an 82-24 win.

**November 7, 1981**—Clemson stopped North Carolina, 10-8, in Chapel Hill in the only battle of top 10 teams in ACC football history.

**November 14, 1981**—Clemson claimed the ACC championship with a 21-7 win over Maryland.

**November 21, 1981**—Clemson finished the regular season with a perfect 11-0 record with 29-13 win over South Carolina.

**November 30, 1981**—Clemson was ranked No. 1 by AP, for the first time.

**January 1, 1982**—Clemson claimed its first National Championship with a 22-15 win over Nebraska in the 48th annual Orange Bowl Classic.

**October 16, 1982**—Cliff Austin broke the Clemson record for most rushing yards in a game with 260 in a rout of Duke.

**November 27, 1982**—Clemson defeated Wake Forest, 21-17 at the Mirage Bowl, in Tokyo, Japan, and also sewed up its second straight ACC title.

**September 3, 1983**—The north upper deck was used for the first time in a victory over Western Carolina, bringing the capacity to over 80,000.

**November 12, 1983**—3,000 Clemson students



**Jerry Butler's catch to beat South Carolina in 1977 is one of the most famous plays in Clemson football history.**

arrived at Death Valley at 7:00 a.m. to blow up 363,729 balloons. The 80,000 fans released the balloons as the team ran down the hill. Clemson downed a Top 20 Maryland team and Boomer Esiason, 52-27.

**September 21, 1985**—Clemson and Georgia met in the first nationally televised (CBS) football game from Clemson.

**November 23, 1985**—Clemson defeated South Carolina 24-17, and accepted a bid to the Independence Bowl.

**September 20, 1986**—Clemson defeated Georgia 31-28, as David Treadwell kicked a 46-yard field goal with no time left on the clock.

**November 15, 1986**—Clemson tied Maryland 17-17 to win the ACC championship, as Treadwell kicked a 20-yard field goal with two seconds left.

**December 27, 1986**—Clemson won the Gator Bowl championship with a 27-21 decision over Stanford.

**January 3, 1987**—Clemson was ranked 17th in the nation in the final AP poll, its first final Top 20 ranking since 1983.

**September 19, 1987**—David Treadwell booted a 21-yard field goal with two seconds left to beat Georgia on national TV, 21-20.

**September 26, 1987**—Clemson had not returned a punt or kickoff for a touchdown in 17 years, then had one of each in a 33-12 win over Georgia Tech. Donnell Woolford scored on a 78-yard punt return and Joe Henderson on a 95-yard kickoff return. Clemson had gone 999 punt and kickoff returns without a touchdown prior to Joe Henderson's score.

**January 1, 1988**—Clemson gained 499 yards total offense in handing Penn State its worst Bowl game defeat, 35-10, in the Florida Citrus Bowl.



**November 12, 1988**—Clemson clinched an ACC record-tying third straight ACC title with a 49-25 win at Maryland. Clemson scored 28 points in the fourth period on just nine offensive plays.

**January 2, 1989**—Clemson became the first ACC team to defeat Oklahoma in a 13-6 Florida Citrus Bowl victory. Clemson held the Oklahoma offense without a touchdown for just the second time in the decade of the eighties. Clemson closed the season with a #9 ranking and became the only school in the nation to win a conference title, a bowl game and rank in the final Top 20 for three straight years.

**September 9, 1989**—Clemson earned a landmark victory at Florida State, 34-23. The Tigers jumped out to a 21-0 lead behind a 73-yard interception return by Wayne Simmons and a 73-yard touchdown run by Terry Allen. The victory moved Clemson to number-seven in the AP poll and it was the last loss of the season for Florida State, who eventually ended the season ranked third in the nation.

**November 18, 1989**—Clemson slaughtered South Carolina 45-0, the largest margin of victory for Clemson in the series in 89 years. Clemson outgained the Gamecocks 466-155, and picked up 355 yards rushing. Clemson's fifth-ranked defense forced five turnovers.

**December 30, 1989**—The Tigers defeated West Virginia 27-7 in the Gator Bowl. It was Clemson's fourth straight bowl victory and the fourth straight year Clemson concluded the season ranked in the national top 20. The Tigers held West Virginia to just 119 yards passing and forced Heisman Trophy runner up Major Harris into three fumbles. The win gave Clemson 38 wins in a four-year period, an all-time ACC record.

**January 18, 1990**—Danny Ford resigned as head coach after 11 full seasons. He finished his career tied for first in ACC history in career victories with 96 and he was second in winning percentage. He had a 96-29-4 overall record and 76 percent winning mark. He was the third winningest active coach in the nation at the time of his resignation.

**January 21, 1990**—Ken Hatfield became Clemson's 22nd head coach. Hatfield had been the head coach at Arkansas since 1984 and took his alma mater to bowl games each of his six seasons.

**January 1, 1991**—Clemson shut out Illinois 30-0 in its first Hall of Fame Bowl appearance. It was Clemson's largest margin of victory in a bowl game. The win elevated Clemson to #9 in the final AP poll and gave Clemson a Top 10 ranking in Ken Hatfield's first year. He was the first ACC coach ever to take a team to a Top 10 ranking in his first year. It was a record 40th win for Clemson's seniors.

**October 26, 1991** — Clemson wore purple jerseys for the first time since the 1930s in a 29-19 victory over 10th-ranked (USA Today) N.C. State. The 18th-ranked (AP) Tigers were led by freshman Nelson Welch, who kicked a Clemson record five field goals. Clemson scored its first touchdown on a fake field goal as Rudy Harris ran three yards for a score.

**November 16, 1991** — The Tigers clinched their 12th ACC Championship, first under Ken Hatfield, with a 40-7 win over Maryland at Death Valley. DeChane Cameron was 13-23 for 213 yards in leading Clemson to victory in his final home game.



**Terry Allen scored three touchdowns in Clemson's win at Florida State in 1989.**

**November 30, 1991** — Clemson ran its overseas record to 2-0 with a 33-21 win over Duke in the Coca Cola Bowl in Tokyo, Japan. Clemson had to score 26 points in the fourth period to register the victory. It was Ken Hatfield's 100th win as a college coach.

**September 12, 1992** -- Florida State defeated Clemson 24-20 in the first night game at Clemson since 1956. The contest was televised by ESPN. The Seminoles led by quarterback Charlie Ward, scored the winning TD in the two final minutes.

**October 10, 1992** -- Clemson overcame a 28-0 deficit to defeat Virginia in Charlottesville 29-28. Nelson Welch kicked a 32-yard field goal with 52 seconds left to cap the comeback. Quarterback Louis Solomon came off the bench with the score 28-0 and led the comeback. His 64-yard scoring run just before the half changed the course of the game. The victory over the 10th-ranked Cavaliers was just the third in Clemson history over a top-10 team on the road.

**November 7, 1992** -- Clemson soundly defeated #18 North Carolina 40-7 at Death Valley, the largest margin of victory for the Tigers over a top 20 team in history. Freshman Patrick Sapp hit 13-23 passes for 205 yards, while Rodney Blunt scored three TDs in leading the Clemson offense. The Tigers controlled the clock for a record 42:58.

**September 4, 1993** -- Clemson opened the 1993 season with a defeat of UNLV in the first meeting between the two teams. Sophomore quarterback Patrick Sapp posted the sixth-highest passing efficiency mark in Clemson history (235.0) in the game, throwing two touchdown strikes in the 24-14 Tiger victory. But most of the strikes were coming from above, as the game was delayed 17 minutes in the fourth quarter due to lightning. Both teams and most fans cleared the field.

**November 24, 1993** - Coach Ken Hatfield and Clemson University announced a separation, ending Hatfield's four-year career as head coach. Hatfield sought a contract extension, but Clemson administrators declined. Hatfield was 32-13-1 at Clemson and his .707 winning percentage was third in ACC history when he departed.

**November 29, 1993** -- Tommy West was named Clemson's 23rd head coach and took over the Clemson team heading for the Peach Bowl. West, who spent the 1993 regular season as head coach at UT Chattanooga, became the sixth coach in Division I history to make his head coaching debut for a school in a bowl game and the second coach to ever become head coach for a bowl game after not serving as an assistant at that school during the regular season.

**December 31, 1993** -- The Tigers scored the latest touchdown to gain victory in a game since 1958, as Patrick Sapp connected with Terry Smith with 0:20 remaining to defeat Kentucky, 14-13, in the Peach Bowl. West experienced his fifth consecutive bowl victory with Clemson, as the Tigers won four straight bowl games during his years as an assistant (1986-89).

**September 3, 1994** -- For the second time ever, Clemson faced a team coached by a Clemson graduate. Bobby Johnson, an academic All-ACC defensive back for the Tigers and a 1973 Clemson graduate, brought his Furman Paladins to Death Valley. Clemson came away with a 27-6 win. Clemson inducted Frank Howard, Steve Fuller, and Banks McFadden into the Ring of Honor prior to the game.

**September 10, 1994** -- For the second straight week and the third time in history, Clemson faced a team coached by a Clemson graduate. Mike O'Cain, Clemson class of 1976 and the MVP of Clemson's 1975 team, brought his N.C. State team to Clemson and the Pack prevailed, 29-12. Clemson used the shotgun offense for the first time in this game.

**September 17, 1994** -- Clemson and Virginia met in the 1,000th ACC football game in history. Virginia won 9-6. Clemson's Andre Carter had three takeaways in the game, just the third Tiger in history to do that.

**October 15, 1994** -- Nelson Welch became the ACC's career field goal leader with a 47-yarder in the third quarter at Duke. It gave Welch 61 career field goals, breaking the record of 60 held by Jess Atkinson, Scott Sisson, and Obed Arii.

**October 22, 1994** -- Clemson started seven freshmen on offense at Florida State, most freshmen starters in a game in 50 years.

**October 29, 1994** -- Louis Solomon set an all-time Clemson quarterback rushing record with 159 yards rushing to lead Clemson to a 24-8 win over Wake Forest at Death Valley. He broke Mike O'Cain's record of 140 yards rushing from the QB position against N.C. State in 1976. Tim Jones became the eighth player in Clemson history to go over 300 career tackles.

**November 5, 1994** -- Nelson Welch became Clemson's career scoring leader with five field goals and a PAT in Clemson's 28-17 upset of 12th-ranked North Carolina in Chapel Hill. Clemson's defense held UNC to 11 yards rushing. Clemson started an all first-year freshman backfield.



# Academic All-Americans



**Charlie Bussey, Back, 1956:** Clemson quarterback 1954-56 ... captain of the 1956 team that won the ACC title and played Colorado in the 1957 Orange Bowl ... Academic All-ACC in 1955 and 1956 ... third-team Academic All-

America choice in 1956 ... led the Tigers in passing, punting and interceptions in 1956, the last Tiger to pull off that all-around triple threat performance ... entered Air Force where he served as an instructor-pilot for over eight years ... lives in Greenville, SC, where he oversees manufacturing plants.



**Harvey White, Back, 1957:** Second-team Academic All-American as a sophomore ... Academic All-ACC in 1957 and 1958 ... led the team in total offense during his sophomore and junior years ... paced the club in passing for three

straight seasons ... All-ACC as a sophomore, he quarterbacked Clemson for three straight years and to three straight bowl games ... co-captain for the 1959 team ... had a 154 passing efficiency in 1957, second highest single season figure in Clemson history ... 18th in the nation in total offense in 1957 with 1038 yards ... still ranks fifth in Clemson history in passing efficiency ... first Clemson quarterback to complete over 50 percent of his passes for a career ... still in top five in Clemson history in touchdown passes.




**Lou Cordileone, Tackle, 1959:** Named to first-team All-American, Academic All-American and Academic All-ACC in 1959 ... only Clemson player to be chosen first-team Academic and on-field All-American in the same

year ... started on two ACC Championship teams that were nationally ranked 11th and 12th in 1958 and 1959, respectively ... played in two 1959 bowl games, the Sugar Bowl and the Bluebonnet Bowl ... right fielder in the College World Series for Clemson baseball team in 1959 ... played with the New York Giants (football) in 1960, he was a first-round draft choice.




**Don Kelley, End, 1971:** Three-time Academic All-ACC selection ... first-team Academic All-American in 1971 ... holds single game return yardage record for Clemson and the ACC with 223 yards against Maryland in 1970 ... had

a single game record 167 yards on punt returns in that game ... his 389 punt return yards in 1970 ranks as the second best for a single season ... sixth in the nation in punt returns in 1970 ... played defensive back for two years, then switched to flanker for his senior year ... his mother was 1970 IPTAY Mother-of-the-Year ... Don is now a dentist in Greenville, SC.




**Ben Anderson, Defensive Back, 1971:** Second-team Academic All-American ... President of Tiger Brotherhood while at Clemson ... earned 1972-73 NCAA Postgraduate Scholarship award ... won the Jim Weaver Award as the

outstanding student-athlete in the ACC for the 1972-73 academic year ... recipient of the Frank Howard Award for bringing honor to Clemson University in 1973 ... three-time academic All-ACC on the gridiron, he made the team in 1970, 1971 and 1972 ... attended South Carolina Law School ... lives in Clemson and is the General Counsel for Clemson University.



**Steve Fuller, Quarterback, 1977-78:** First-team Academic All-American as a senior, second-team in his junior year ... made Dean's list six consecutive semesters at Clemson ... awarded NCAA and Jim Weaver Postgradu-

ate Scholarships from the ACC ... honored in 1978 as one of 11 scholar athletes by the National Football Foundation and Hall of Fame ... NCAA Top Five Award winner, given annually to the top five student athletes in the nation, regardless of sport ... graduated with a 3.93 in Pre-Law (History) ... just the second Clemson athlete in history to have his number (four) retired ... played in East-West Shrine Bowl and Senior Bowl in 1979 ... played in the NFL for eight years, including a stint with the Super Bowl Champion Chicago Bears ... works in real estate in Hilton Head Island, SC.




**Mike Eppley, Quarterback, 1983:** 1990 Clemson Hall of Fame inductee ... honorable mention All-American in 1984 ... Academic All-ACC in football and basketball three times each during his celebrated career ... partici-

pated in 1984 Blue-Gray game ... threw for 28 career touchdown passes, breaking Bobby Gage's record ... recipient of the Frank Howard Award in 1983-84 academic year and the Clemson IPTAY Athlete-of-the-Year the same season ... third in the nation in passing efficiency in 1983, the highest finish ever by a Clemson quarterback ... only Clemson QB to rank in the Top 25 in passing efficiency twice ... fourth-team Academic All-American in 1984, he was first-team All-ACC by AP for his on-field performance ... doubled as basketball player for four years ... also earned his master's degree from Clemson ... heating and air conditioning vice president in Charlotte, NC.



**Bruce Bratton, Offensive Tackle, 1991:** First-team College Football Association Academic All-American for 1991 and a second-team All-ACC choice by AP/ACSWA at offensive tackle

... named to the Academic All-ACC football team for three straight years, he was just the sixth player in Clemson history to do so ... received his degree in industrial engineering in May of 1991, he was a graduate student during his last year of competition ... winner of the Bob James Postgraduate scholarship, the ACC's top academic honor ... a senior leader of the Tiger offensive line that led the team to the ACC regular season title in total offense and rushing offense in 1991 ... a three-year starter for the Tigers.



**Ed Glenn, Tight End, 1994:** First team CFA Academic All-American ... winner of ACC's Jim Tatum Award as top scholar-athlete among ACC football players ... also winner of the ACC's Jim Weaver Award as a

top scholar-athlete among all ACC athletes ... starting tight end for Clemson in 1994, and third ranked blocker ... graduated with a 3.9 GPA in biochemistry and attends Vanderbilt Medical School.

Clemson has had a CFA Academic All-American two of the last four years.





# Clemson All-Americans



**O.K. Pressley, Center, 1928:** Third-team All-American according to Newspaper Enterprise of America, John Heisman and Walter Trumbull...first Clemson football player named to any All-America team...starting center for the Tigers in 1926, 1927,

1928...captained the Tigers as a senior in 1928...started 25 games at center in his three years out of a possible 29 games...Clemson had a school record eight wins in Pressley's senior year...named All-Southern in 1928, Clemson's only selection to that team in 1928.



**Banks McFadden, Back, 1939:** Consensus All-American in both football and basketball in the same calendar year (1939), only Clemson athlete to do that...named the nation's most versatile athlete for 1939-40...Clemson's first wire-service All-

American...record setter on the field as a runner, passer, and punter...led Tigers to state championship in track twice in his three years on the team...elected to National Football Hall of Fame in 1959...received Distinguished Alumni Award from Clemson in 1966...charter member of the Clemson Athletic Hall of Fame and South Carolina Athletic Hall of Fame...only Clemson player to have his jersey retired in two sports...the number-three pick of the Brooklyn Dodgers (football) after the 1939 season, that is still the highest draft pick ever by a Clemson player...played one year in the NFL and led the league in yards per rush...coached the defensive backs at Clemson for 26 years, he was also the head basketball coach from 1947-56...Clemson's McFadden Building, dedicated in 1995, is in his honor...inducted into Clemson Ring of Honor in 1994...retired, now living in Clemson.



**Joe Blalock, End, 1940-41:** Clemson's first two-time All-American...sophomore starter on the Cotton Bowl team...leading Tiger receiver for three consecutive years...tied for fifth in Clemson history with 11 career touchdown receptions...averaged

20.34 yards per catch in his career, still the Clemson record on a yards per reception basis...fifth-round draft choice of the Detroit Lions after the 1941 season...played basketball 1940-41 for the Tigers...charter member of the Clemson Athletic Hall of Fame in 1973...died August 21, 1974.



**Ralph Jenkins, Center, 1945:** Second-team All-American...played in the 1946 Blue-Gray Classic, he was one of the first Tigers chosen to an All-Star game...chosen All-American as a junior, he started only four games as a senior due to injury...one of the top

centers in Clemson history, he was a starter at center in 1943, 1944 and 1945...started all 27 games at center his freshman, sophomore and junior seasons...second Clemson offensive lineman to earn All-America honors...14th-round pick of the Pittsburgh Steelers after the 1946 season...played one year of pro football (1947) with Pittsburgh...inducted into Clemson Hall of Fame in fall of 1995.




**Bobby Gage, Tailback, 1948:** Senior-year All-American after leading Clemson to a 10-0 campaign and a 24-23 Gator Bowl victory over Missouri...unanimous choice as MVP in 1949 Gator Bowl...fifth in career total offense at Clemson with 3,757

yards...tied for sixth in Clemson history with 10 career interceptions...had perhaps the best all-around passing game in Clemson history when he completed 9-11 for 245 yards and two TDs vs. Furman in 1947...had four TD passes vs. Auburn in 1947, still the only Tiger to throw for four TDs in a game...first-round draft pick of the Pittsburgh Steelers, where he played for two years...1976 Clemson Athletic Hall of Fame inductee...named to the Gator Bowl Hall of Fame in 1990...works in Textiles at Chemurgy Products, Inc...lives in Greenville, SC.



**Jackie Calvert, Safety, 1950:** NEA first-team All-America safety...still holds career record for rushing yards per attempt (5.92)...team captain for 1951 Orange Bowl team...top yardage gainer that season with 1220 yards, he was a fine all-around back...still

second in Clemson history in career yards per pass attempt with 8.76 figure...also sixth in career passing efficiency...a 25th-round draft pick of the Los Angeles Rams after the 1950 season...one of the stalwarts on two undefeated Clemson teams...nicknamed "The Kid"...lives in Greensboro, NC.



**Tom Barton, Guard, 1952:** Spent two years in Navy prior to attending Clemson...named to all-state, All-South and All-America teams during his senior year...nicknamed "Black Cat"...received Blue Key Award as the Outstanding Athlete-of-the-Year

in 1952...played in the 1953 All-Star College-Pro Game in Chicago...a sixth-round pick of the Pittsburgh Steelers after the 1952 season...after graduating from Clemson, he went on to earn Master's and Doctoral degrees in education...President of Greenville Technical College.



**Joel Wells, Back, 1955:** Third-team All-American...broke conference rushing record in his junior year...a second-round draft pick of the Green Bay Packers after the 1956 season...played four years with the Montreal Alouettes of the CFL, then one year

(1961) with the New York Giants...first Clemson running back to rank in the top 20 in the nation in rushing in consecutive seasons...ranked seventh in rushing in 1955 and 18th in 1956...two-time first-team All-ACC selection...still ranked 12th in career rushing at Clemson...led Clemson in rushing three straight seasons, 1954-56, he was the first Clemson player to do that...played in the 1957 Senior Bowl...lives in Greenville, SC.



**Lou Cordileone, Tackle, 1959:** Named to first-team All-American, Academic All-American and Academic All-ACC in 1959...started on two ACC Championship teams that were nationally ranked 12th and 11th in 1958 and 1959,

respectively...played in two 1959 bowl games, the Sugar Bowl and the Bluebonnet Bowl...right fielder in the College World Series for the Tigers in 1959...first-round draft pick in both the NFL and the AFL, he was chosen by the New York Giants in the NFL and the Buffalo Bills in the AFL...first Clemson player to play in the Hula Bowl, he also played in the 1960 College All-Star Game in Chicago.





**Wayne Mass, Off-ensive Tackle, 1966:** First-team All-American as a junior...recipient of the Jacobs Blocking Trophy for the ACC and South Carolina for the 1966 season...a fourth-round draft pick of the Chicago Bears in the 1968 draft, he was the 99th player chosen...played in the 1968 Hula Bowl and the 1967 East-West game...lives in Chicago, IL.



**Harry Olszewski, Of-fensive Guard, 1967:** First-team consensus All-American...only unanimous choice to All-ACC team in 1967, it was his second straight year on the team...named to the Silver Anniversary All-ACC team in 1977...played in

the East-West Shrine Bowl and the Senior Bowl...scored a 12-yard touchdown against South Carolina his junior year, playing of-fensive guard, no Clemson offensive line-man has scored since...won ACC and State Jacobs Blocking Trophy in 1967...started 30 consecutive varsity games...drafted in third round by the Cleveland Browns...played for Montreal Alouettes, 1969-1970...1980 Clemson Athletic Hall of Fame inductee, he made it into the South Carolina Hall of Fame in 1990...lives in Ft. Lauderdale, FL.




**Dave Thompson, Off-ensive Guard, 1970:** First-team All-American...played center in his senior year...recipient of State of South Carolina Jacobs Blocking Trophy in 1970...first-team All-ACC in 1970...a second-round draft pick of the Detroit Lions in 1971, he was the

30th selection of the entire draft...played three years with the Detroit Lions and two years with the New Orleans Saints.




**Bennie Cunningham, Tight End, 1974-75:** Consensus first-team All-American his junior year, he was also chosen to some first teams as a senior...12th on Clemson's all-time re-ceptions list...two-time first-team All-ACC...se-lected to play in Hula

Bowl, Japan Bowl and East-West Shrine Bowl...played for the Pittsburgh Steelers and won two Super Bowl rings (1978 and 1979 seasons)...a first-round draft pick for Pittsburgh in the 1976 draft, he was the 28th player chosen...a tight end with the Steelers between 1976-85.




**Joe Bostic, Offensive Guard, 1977-78:** Two year first-team All-American...four-year starter on the offensive line for Clemson, 1975-78...named the top blocker in the ACC in 1977 and the Jacobs Blocking Trophy winner for the state of South

Carolina in 1977 and 1978...started in the 1979 Hula Bowl...played in the East-West Shrine Bowl...third-round draft choice of the St. Louis Cardinals in 1979... played for 10 seasons (1979-88) with the Cardinal organization...member of 1979 NFL All-Rookie Team.




**Jerry Butler, Split End, 1978:** First-team AP All-American...had a record 2,223 yards in pass re-ceiving and at least one pass reception in 35 con-secutive games...Senior Bowl participant...co-win-ner of Frank Howard Award with Steve Fuller for the 1978-79 academic

year...will always be remembered for his game-winning catch at South Carolina in 1977, in 31-27 Tiger victory...10th in the nation in receiving with 4.9 catches per game in 1978...first-round draft choice of the Buffalo Bills, he was the fifth pick of the entire draft...AFC Rookie of the Year in 1979 ac-cording to UPI and **Sporting News**...played in the 1980 Pro Bowl...played with the Buf-falo Bills for nine seasons, 1979-87...now works in Bills front office.



**Steve Fuller, Quarter-back, 1978:** Third-team All-American in 1978 coupled with being on the Academic All-American team for two years...ACC Player-of-the-Year in 1977 and 1978...in 1978 he led Clemson to ACC Champi-onship with a perfect 6-0 record and then to a Gator

Bowl victory...Tigers were 11-1 and ranked sixth in final poll that year...recorded 4,359 yards passing and a total offense of 6,096 yards in his career to top Clemson's all-time leader list...leads Clemson in career touch-down responsibility with 44...second best pass interception avoidance percentage in NCAA history with 3.33% at the time of his gradua-tion...17 interceptions in 511 attempts...shared Frank Howard Award with Jerry Butler for the 1978-79 academic year, he won it outright in 1977...only two-time recipient of that award...first-round draft pick of the Kansas City Chiefs in 1979, he was the 23rd pick of the draft...played for Super Bowl Champion Chi-cago Bears in 1985...Clemson Athletic Hall of Fame inductee, and one of the three original inductees to the Ring of Honor.




**Jim Stuckey, Defen-sive Tackle, 1979:** Held quarterback sack career record with 18 until William Perry broke it in 1984...tied with Michael Dean and William Perry for single-season sack record with 10...still ranked in top 10 in Clemson history

in career tackles with 314...first-round draft pick of the San Francisco 49ers in the 1980 draft, he was the 20th player chosen that year...played with the 49ers from 1980-86, he won Super Bowl Champion rings in 1981 and 1984...also played with the San Diego Chargers and New York Jets...inducted into Clemson and State of South Carolina Hall of Fame in 1995..



**Obed Ariri, Place-kicker, 1980:** Set or tied nine NCAA records for field goal kicking and scoring...NCAA all-time leader in career field goals with 63 at the time of his graduation and he led the country with 23 as a senior...tied the national record with the


most consecutive games with at least one field goal at 14...had seven in a season and 17 career multiple field goal games to tie NCAA records...set seven other ACC and eight Clemson records...all-time leader in kick-scoring points with 288 for both Clemson and the ACC...played three sea-sons of soccer at Clemson...once kicked three field goals to beat Notre Dame, 16-10 in football, and scored the only goal in an NCAA soccer win over South Carolina on the same weekend...seventh-round draft pick for the Baltimore Colts in 1981...played for Tampa Bay Bucs in 1984.



**Jeff Davis, Line-backer, 1981:** First-team All-American...nicknamed "The Judge"... still holds Clemson record for most tackles in a game (24) and in a season (175)... has the second best career tackles mark with 469...has the

most caused fumbles in a career (10) and most career recovered fumbles (8)...De-fensive MVP of the 1981 Orange Bowl when Clemson downed Nebraska to win the national championship...captain of Clemson's 1981 National Championship team...fifth-round draft pick for the Tampa Bay Bucs...played for Bucs 1982-87 and was the team's leading tackler four seasons...also captain of Tampa Bay team for four of his six seasons...National Line-man-of-the-Year by the Atlanta Touchdown Club his senior season...1989 Clemson Athletic Hall of Fame inductee, and in-ducted into the Ring of Honor in 1995.





**Terry Kinard, Free Safety, 1981-82:** First and still the only Clemson player to be unanimous All-American pick...first two-time Clemson All-American defensive back...a first-team AP All-American two years in a row, the only Clemson player to

do that...CBS National Player-of-the-Year for the 1982 season...chosen to the **USA Today** All-College Football Team in the 1980's...two year member of the All-ACC team...all-time Clemson leader in interceptions with 17, a mark that tied the 20-year-old ACC record...holds Clemson record for tackles by a defensive back with 294 in his career...first-round pick of the New York Giants in 1983, he was the 10th pick of the entire draft...played with Super Bowl Champion Giants in 1986 and was with the club 1983-89...played in the 1988 Pro Bowl Game...played with Houston Oilers in 1990.



**Perry Tuttle, Wide Receiver, 1981:** First-team All-American...all-time Clemson leader in career receptions, reception yards, single-season yardage, and most yards receiving by a junior...all-time Clemson leader in career receptions at end of his


career...had five receptions for 56 yards, including a 13-yard touchdown pass in Clemson's Orange Bowl victory over Nebraska...that was the final catch of his career...made **Sports Illustrated** cover with touchdown celebration in that game, only Clemson athlete on the cover of SI while still a Clemson athlete...caught at least one pass in each of his last 32 games...nicknamed "P.T."...first-round draft pick of the Buffalo Bills, he was the 19th pick of the draft...played for the Winnipeg Blue Bombers, he helped that team to Gray Cup Championship in 1990.



**Jeff Bryant, Defensive Tackle, 1981:** Second-team All-American on Clemson's National Championship team...still has sixth best single season tackles for loss mark with 19 in the 1981 season...led the National Championship team in sacks and tackles for loss...first-team All-ACC that


year...still ranks in top 10 in Clemson history in career sacks and tackles for loss...will always be remembered for his fumble recovery at North Carolina in 1981 late in the fourth period of Clemson's 10-8 victory that kept the National Championship hopes alive...first-round pick of the Seattle Seahawks in the 1982 draft, he was the

number-six pick of the entire draft...with Seahawks from 1982-93 and is second in Seahawks history in career sacks.



**Lee Nanney, Offensive Tackle, 1981:** Nanney was a second-team UPI All-American in 1981, Clemson's National Championship season...a co-captain of the 1980 and 1981 teams...a native of Spartanburg, he was a

three-year starter for the Tigers...he started 35 straight games between 1979-81...honorable mention All-American by AP in 1981 and a four-time State Offensive Lineman-of-the-Week...winner of the Jacobs Blocking Trophy for the ACC and the state in 1980...named the team's most improved player in 1980.



**William Perry, Middle Guard, 1982-84:** First three-time All-American at Clemson...13th ACC player named two-time consensus All-American...first among Division I players in tackles for loss as a senior with 2.45 per game...only fourth defensive player to be


named All-ACC player for three years...first Clemson player to be a three-time selection to the All-ACC team...Clemson's all-time leader in quarterback sacks with 25 until his brother Michael Dean broke the record three years later...tied for single season sack record at 10...all-time ACC leader in tackles for loss with 60 in his career until Michael Dean broke it by one in 1987...first Clemson down lineman to lead the team in tackles...Lombardi Award Finalist in 1984...nicknamed "Refrigerator"...first-round draft pick for the Chicago Bears...won National Championship as rookie with Clemson in 1981 and Super Bowl Championship as rookie with the Chicago Bears in 1985.



**Johnny Rembert, Linebacker, 1982:** Third-team AP All-American...finished senior season as the second leading tackler behind Terry Kinard...named to All-ACC team in 1982...had eight career interceptions, the highest total ever by a line-


backer, and he only played two years at Clemson...ranked eighth in the nation in interceptions with 0.6 a game in 1982, that is highest ranking ever by a Clemson linebacker...selected to Blue-Gray game and Senior Bowl, but withdrew due to injury...Junior College All-American from Cowley College...played with the New England Patriots for a decade, he was a

fourth-round pick of the Patriots in 1983...played in the 1988 and 1989 Pro Bowls, he was an All-Pro selection according to **Sports Illustrated** in 1988.




**James Robinson, Defensive Tackle, 1983:** Second-team All-American according to the **Sporting News** in 1983...has one of the top tackles for loss marks (25) in Clemson history...All-ACC as a senior, he had 83 tackles to match his uniform

number...major reason Clemson finished 9-1-1 in 1982 and 1983...played in 1983 Blue-Gray Game...signed with Los Angeles of the USFL in 1984...played with the Express in 1984 and 1985, but suffered a career-ending knee injury.



**James Farr, Offensive Guard, 1983:** Third-team AP All-American in 1983...first-team All-ACC...started 34 consecutive games, including every game in 1983, and 35 total for his career...major reason Clemson was 12th in the nation in rushing

and 10th in scoring in 1983...twice named the ACC offensive Lineman-of-the-Week...selected to play in the Blue-Gray Game and the East-West Shrine Game...1983 recipient of the Jacobs Blocking Trophy for the ACC...played with the Washington Federals of the USFL in 1984 and with the Orlando Renegades in 1985.



**Dale Hatcher, Punter, 1984:** Second-team All-American as a senior, honorable mention his junior year...the only player in Clemson history to average over 40 yards a punt in four seasons...only player to lead Clemson in punting for four straight


years...Clemson's #2 career punting average leader with 42.9 yards...number-one on the career list in net punting, 40.7 yards per punt...finished 20th in the nation in punting his senior year...holds school record for most punts over 50 yards (44) and most punts inside the 20-yard line (69)...19th in the nation in punting as a freshman, seventh as a junior and 20th as a senior...a third-round pick of the LA Rams in the 1985 draft, he was the 77th player chosen...led the NFL in net punting in 1985, his rookie season...played in the Pro Bowl as a rookie and was an All-Pro selection...played six years with the Los Angeles Rams and one with Miami.






**Donald Igwebuike, Placekicker, 1984:** Third-team AP All-American who booted the longest field goal in the ACC in each of his last three seasons...led the nation and the ACC in field goal percentage with a .941 senior season mark...came to

Clemson to play soccer, he played in two NCAA tournaments, 1980 and 1981...tied for 13th in the nation as a senior in kick-scoring with an 8.1 average...a perfect 43-43 on PATs in his career and made 32-43 field goals...only Tiger to boot at least one 50-yard field goal in four straight seasons...had five career field goals of 50 or more yards to set Clemson record...in his last three seasons he was 107-180 on non-returnable kickoffs...a 10th-round pick of the Tampa Bay Bucs after the 1984 season.



**Steve Reese, Offensive Guard, 1985:** Second-team, All-American by **Football News** who was an honorable mention choice as a junior...first-team All-ACC...in on 776 plays for a season average of over 70 plays per game, the most by a Clemson

player at that time...came on strong at the end of his senior season with 54 knockdown blocks in the last five games of the season...major reason Clemson was in the top 10 in the nation in rushing during the 1985 season.




**Terrence Flagler, Tailback, 1986:** First-team All-American according to the Football Writers Association and runnerup in ACC Player-of-the-Year voting in 1986...finished 13th in the nation in rushing, but third in yards-per-carry among players with at

least 800 yards...third Clemson player to score four touchdowns in a single game...still holds Clemson single game record for all-purpose running with 274 yards at Wake Forest in 1986...also still holds Clemson rushing record for yards gained in a three-game, five-game, six-game and seven-game series...set Clemson regular season record for yards per game with 106.9 figure in 1986...drafted by the San Francisco 49ers in the first round (25th pick) in 1987 draft...earned two Super Bowl Championship rings with the 49ers.



**John Phillips, Offensive Guard, 1986-87:** ...First-team All-American as a junior who was second-team All-American as a senior...made All-ACC team two consecutive years...captured Jacobs Blocking Trophy for South Carolina two years in a

row...had single season record of 103 knockdown blocks as a junior, he concluded his career with 245 knockdown blocks, third in Clemson history...still only Tiger with a pair of 100-knockdown block seasons, he had 100 in 1986 and 103 in 1987...started 32 games and played in 47 for his career...co-captain of Clemson's 1987 team with Michael Dean Perry...graduate assistant coach at Clemson for 1990 and 1991.



**Michael Dean Perry, Defensive Tackle, 1987:** First-team All-American...ACC Player-of-the-Year as a senior...set the ACC record for career tackles for loss (61) and career sacks (28), both were previously held by his brother William...tied

for single-season sack record at 10...tied the Clemson single game tackle-for-loss mark against N.C. State in 1987 with five for 34 yards...finalist (one of three) for Outland Trophy in 1987...played in both the Hula and Japan Bowls...All-ACC in 1986 and 1987...a second-round pick of the Cleveland Browns in 1988 draft, he has already been All-Pro four times and has played in five Pro Bowls.



**David Treadwell, Placekicker, 1987:** Consensus first-team All-America placekicker...walked on to Clemson team and was red-shirted, then a reserve behind Donald Igwebuike in 1984...leading votegetter on All-ACC Sportswriters'

first team, receiving all but one of the votes in 1987...fifth in the nation with 1.8 field goals per game...will always be remembered for beating Georgia with field goals inside the last 10 seconds in 1986 and 1987...six times in his career he won or tied games with field goals inside the last three minutes of the fourth quarter...participated in the Hula Bowl, kicking three field goals and an extra point...with the Denver Broncos, he played in the Pro Bowl after the 1989 season as a rookie...All-Rookie team selection in 1989...also played with New York Giants in 1993 and 1994.




**Donnell Woolford, Cornerback, 1987-88:** Consensus first-team All-American cornerback, along with Kinard the only Clemson defensive backs to make All-American for two seasons...first player in

Clemson history to record double figures in PBUs in three different seasons...Clemson's career leader in PBUs with 44...finalist for the Thorpe Award in 1988...first-team All-ACC for two years, top votegetter on defense in 1988...selected for both the East-West Shrine Bowl and the Hula Bowl his senior season...a first-round pick of the Chicago Bears, he was the 11th pick of the draft overall...currently starting for the Chicago Bears, he played in the 1994 Pro Bowl.



**Stacy Long, Offensive Tackle, 1989-90:** Consensus first-team All-American his senior year, he was a first-team **Sporting News** All-American as a junior...one of three finalists for the Outland Trophy in 1990, only the second Clemson player

to do so...first-team All-ACC performer for two years...had 141 knockdown blocks in his career, a record for an offensive tackle...two-time ACC Player-of-the-Week in 1990, he was a six-time choice in his career, more than any other Tiger...one of the reasons Clemson won 40 games between 1987 and 1990, the fourth best record in college football...11th-round draft pick of the Chicago Bears in 1991, he spent 1991 on injured reserve.



**Chris Gardocki, Placekicker, 1989-90:** Second-team as a junior and a third-team choice as a sophomore placekicker...an honorable mention choice at punter as well by UPI as a freshman, sophomore and junior...ranked fourth in punt-

ing and tied for fourth in placekicking in the nation as a junior...second player in the NCAA to finish in the Top 10 in both categories in the same season, the first to do it twice...tied ACC record for longest field goal with a 57-yarder against Appalachian State in 1990...had a pair of four-field-goal games in 1990...recorded 72 consecutive PATs to set Clemson record, he never missed one in his Clemson career...had 20 multiple field goal games in his Clemson career...tied Obed Ariri's career record for total field goals with 63...third-round draft pick of the Chicago Bears in 1991, he left




Clemson after his junior year.




**Levon Kirkland, Outside Linebacker, 1990-91:**

Semifinalist for 1991 Lombardi Award...first-team All-American that season according to Kodak/AFCA, **Sporting News**, Scripps Howard and Walter Camp and a second-team choice by UPI and **Football News**...named a second-team AP and UPI All-American in 1990 as a junior...only underclassman to be a finalist for the 1990 Butkus Award...ranked fourth in Clemson history in career sacks with 19 and sixth in career tackles for loss with 40...tied with William Perry for second in fumble recoveries with seven...third on Clemson's number-one ranked rushing defense in tackles in 1991 with 67...standout on Clemson's number-one ranked total defense in 1990...earned MVP honors in the 1989 Mazda Gator Bowl with nine tackles, a sack and three quarterback pressures...second-round draft pick of the Pittsburgh Steelers in 1992.



**Rob Bodine, Middle Guard, 1991:**


A first-team All-America choice in 1991 according to the Football Writers, a second-team selection according to AP, **Sporting News**, and **College and Pro Football Weekly**...an honorable mention All-America choice of UPI and **Football News**...originally came to Clemson as a walk-on...first-team All-ACC selection by AP/ACSWA in 1991 for the second straight year...led the nation in tackles for loss as a senior with 27, that mark tied William Perry's single season mark...ranked third on the Clemson career tackles for loss list with 48...tied for seventh in Clemson history in career sacks with 15...also ranked 13th in Clemson history in tackles...anchored the defensive line on the unit that led the nation in rushing defense in 1991...accomplished all of this in three years at Clemson, he played at North Dakota as a freshman...only walk-on non-kicker in Clemson history to earn first-team All-American.



**Jeb Flesch, Offensive Guard 1991:**

A first-team All-American according to AP, UPI, **Football News**, and Walter Camp, and a first-team All-ACC choice...the leader of the offensive line that led the Tigers to the ACC title in total offense in 1991...team leader in knockdown blocks during the 1991 regular season with 72, he

led the team in that category in six different games...had 262 KD blocks for his career, just 10 shy of tying the Clemson record held by Eric Harmon...in for 2,630 plays for his career,...started 45 consecutive games, he ended his career ranked second in Clemson history in career starts by an offensive lineman and second in starts by any player regardless of position...signed a free-agent contract with the Seattle Seahawks in 1992.




**Ed McDaniel, Linebacker, 1991:**

A first-team All-American according to **College and Pro Football Weekly** and an honorable mention choice according to **Football News**...a third-team AP All-American and a first-team All-ACC choice by AP/ACSWA...the number-one tackler on the defense that led the nation in rushing defense in 1991, he had 114 tackles to his credit for the season...led the Tigers in tackles three of the four years he played, including 1990 when Clemson won the national title in total defense, 1991 when Clemson won the national rushing defense crown and 1988 when the Tigers also ranked in the top five nationally in




Rob Bodine is the only non-kicker walk-on to earn All-America honors in Clemson history.

total defense...ranks third in Clemson history in total tackles with 389...went over the century mark in tackles three times in his career...one of four semifinalists for the 1991 Butkus Award...fifth-round draft pick of the Minnesota Vikings in 1992...he was starting linebacker in 1994.



**Stacy Seegars, Offensive Guard, 1992-93:**

One of the most decorated linemen in Clemson history, he was a first-team All-America choice according to AP, Walter Camp, Scripps-Howard, and **Football News** in 1993 and was a second-team choice of AP and UPI in 1992...selected to the 1993 Academic All-ACC football squad...just the fourth player in Clemson history to reach 200 knockdown blocks for his career, he had 213...averaged five knockdowns per game for his career...a two-time All-ACC choice...tied the Clemson single season record for knockdown blocks in 1992 with 103.



**Nelson Welch, Place Kicker, 1992:**

Third-team AP All-America as a sophomore, just the second sophomore in Clemson history to be chosen to an AP All-America team...first- or second-team All-ACC all four years he played for Clemson, first Tiger to do that...held 14 Clemson records when he graduated, including most field goals in a career (72)...that total was also an ACC record...Clemson's career scoring leader with 301 points...ranked in the top 15 in the nation in field goals per game all four years he was at Clemson; 13th as a senior, 14th as a junior, 2nd as a sophomore, and 4th as a freshman...had five field goals in a game three times, only Tiger in history to kick five field goals in a game...had a Tiger record 25 multiple field goal games in his career...kicked game-winning field goal at Virginia in 1992 with 52 seconds left, giving Clemson a 29-28 win, culminating Clemson's 28-point comeback...signed free-agent contract with the Jacksonville Jaguars in 1995.

to do that...held 14 Clemson records when he graduated, including most field goals in a career (72)...that total was also an ACC record...Clemson's career scoring leader with 301 points...ranked in the top 15 in the nation in field goals per game all four years he was at Clemson; 13th as a senior, 14th as a junior, 2nd as a sophomore, and 4th as a freshman...had five field goals in a game three times, only Tiger in history to kick five field goals in a game...had a Tiger record 25 multiple field goal games in his career...kicked game-winning field goal at Virginia in 1992 with 52 seconds left, giving Clemson a 29-28 win, culminating Clemson's 28-point comeback...signed free-agent contract with the Jacksonville Jaguars in 1995.

1991...team leader in knockdown blocks during the 1991 regular season with 72, he



# Career Stats - Tiger All-Americans



**O.K. PRESSLEY, Center (Third Team, 1928)**

**BANKS McFADDEN, Back (Consensus First Team, 1939)**

Year	GP-GS	Passing					Rushing				
		Comp	Att.	Int	Yds	Pct	Att	Yds	Avg	Rec	Yds
1937	9-0	0	2	1	0	.000	34	185	5.4	8	164
1938	9-6	10	20	0	169	.500	66	342	5.2	2	26
1939	9-8	31	70	6	581	.443	78	469	6.0	1	23
Totals	27-14	41	92	7	750	.446	178	996	5.6	11	213

Year	Plays	Total					Rushing				
		Off	Y/P	TD	Pts	Int-Yds	Punts	Yds	Avg		
1937	36	185	5.13	2	13	1-0	19	640	34.2		
1938	86	511	5.94	5	31	1-5	29	1139	39.3		
1939	148	1050	7.09	5	30	2-27	65	2828	43.5		
Totals	270	1746	6.47	12	74	4-32	113	4607	40.8		

**JOE BLALOCK, E (First Team, 1940, 1941)**

Year	GP-GS	Rec	Yds	Avg	TD	Pts	Int-Yds	Rush			C-A-I-Yds
								Yds	Avg		
1939	10-9	15	322	21.47	3	18	0-0	4-21	4.2		1-3-0-23
1940	9-8	10	211	21.10	4	24	1-45	15-58	3.9		1-8-0-22
1941	9-9	13	240	18.50	4	26	0-0	16-64	4.0		0-1-0-0
Totals	28-26	38	773	20.34	11	68	1-45	35-143	4.1		2-12-0-45

**RALPH JENKINS, C (Second Team, 1945)**

**BOBBY GAGE, TB-SAF (Second Team, 1948)**

Year	GP-GS	Passing					Rushing				
		Comp	Att.	Int	Yds	Pct	Eff.	Att	Yds	Avg	Int-Yds
1945	8-4	8	14	1	171	.571	169.0	44	214	4.9	2-33
1946	5-4	24	44	3	388	.545	129.9	53	250	4.7	1-10
1947	9-9	47	115	13	1002	.409	120.2	114	502	4.4	2-16
1948	11-10	44	105	10	887	.419	129.3	105	343	3.3	5-38
Totals	33-27	123	278	27	2448	.442	127.2	316	1309	4.1	10-97

Year	KOR-Yds	Total					Rushing				
		PR-Yds	Plays	Off	Y/P	TDs	Pts	Punts	Yds	Avg	
1945	2-43	8-64	58	385	6.6	0	0	22	779	35.4	
1946	4-86	5-74	97	638	6.6	2	12	15	530	35.3	
1947	10-244	14-98	229	1504	6.6	7	42	52	1950	37.5	
1948	5-118	12-203	210	1230	5.9	1	7	37	1317	34.5	
Totals	21-491	39-439	594	3757	6.3	10	61	126	4576	36.3	

**JACKIE CALVERT, TB-SAF (First Team, 1950)**

Year	GP-GS	Cmp	Att	Int	Yds	TD	Pct	Eff	Att	Yds	Avg	TD	Rec	Yds
1948	5-0	1	6	0	10	0	.167	83.37	20	143	7.2	1	0	0
1949	10-7	16	51	5	318	2	.320	77.71	62	292	4.7	7	5	133
1950	11-9	23	44	3	557	6	.523	188.85	105	663	6.3	4	5	119
Totals	26-16	40	101	8	885	8	.396	123.50	187	1098	5.9	12	10	252

Year	Plays	Total					Rushing				
		Off	Y/P	PR-Yds	KR-Yds	Int-Yds	TD	Pts	Punts	Yds	Avg
1948	26	153	5.9	4-77	1-15	1-15	1	6	1	49	49.0
1949	112	610	5.4	15-131	6-98	2-37	7	42	26	1087	41.8
1950	149	1220	8.2	14-225	6-89	2-7	6	36	4	178	44.5
Totals	287	1983	6.9	33-433	13-202	5-59	14	84	31	1314	42.4

**TOM BARTON, Guard (Second Team, 1952)**

**JOEL WELLS, Back (Third Team, 1955)**

Year	GP-GS	Rushing					Receiving				
		Att	Yds	Avg	TD	Rec	Yds	Avg	TD	PR-Yds	KR-Yds
1954	10-7	74	352	4.8	3	3	34	11.3	0	2-13	1-0
1955	10-10	135	782	5.8	5	3	87	29.0	1	7-56	2-37
1956	11-11	156	678	4.3	6	4	80	20.0	0	2-16	2-6
Totals	31-28	365	1812	5.0	14	10	201	20.1	1	11-85	5-43

**LOU CORDILEONE, Tackle (First Team, 1959; First Team Academic All-American, 1959)**

**WAYNE MASS, Offensive Tackle (First Team, 1966)**

**DAVE THOMPSON, Offensive Guard (First Team, 1970)**

**BENNIE CUNNINGHAM, Tight End (Consensus 1st Team, 1974; First Team, 1975)**

Year	GP-GS	Rec	Yds	Avg	TD	Rushing			
						Att	Yds	Avg	TD
1973	11-11	22	341	15.5	1	11	73	6.6	0
1974	11-11	24	391	16.3	7	3	4	1.3	0
1975	11-11	18	312	17.3	2	3	4	1.3	0
Totals	33-33	64	1044	16.3	10	17	81	4.8	0

**JOE BOSTIC, Offensive Guard (First Team, 1977-78)**

**JERRY BUTLER, Wide Receiver (First Team, 1978)**

Year	GP-GS	Rec	Yds	Avg	TD	Rushing			
						Att	Yds	KOR	Yds
1975	1-0	1	7	7.0	0	0	0	3	46
1976	11-9	33	484	14.6	4	3	23	3	32
1977	12-12	47	824	17.5	4	3	13	0	0
1978	12-12	58	908	15.7	3	0	0	0	0
Totals	36-33	139	2223	16.0	11	6	36	6	78

**STEVE FULLER, QB (Third Team, 1978; First Team Academic, 1978)**

Year	GP-GS	Passing					Rushing				
		Comp	Att	Yds	Int	TD	Pct	Att	Yds	Avg	TD
1975	8-1	22	46	354	3	2	.478	47	148	3.14	0
1976	11-9	58	116	835	6	5	.500	157	503	3.20	6
1977	12-12	106	205	1655	8	8	.517	178	437	2.45	6
1978	12-12	101	187	1515	4	7	.540	153	649	4.24	10
Totals	43-34	287	554	4359	21	22	.518	535	1737	3.25	22

**JIM STUCKEY, Defensive Tackle (First Team, 1979)**

Year	GP-GS	Tot	Hits	Ast	TL	Sacks	CF-RF	PBU
1976	10-4	33	19	14	4	0	0-0	0
1977	12-12	88	46	42	5	4	1-1	2
1978	12-12	87	46	41	7	4	1-0	2
1979	12-12	106	63	43	20	10	1-0	0
Totals	46-40	314	174	140	36	18	3-1	4

## Clemson's Longest Drives

### Long Drives-Plays

Plays	Date	Result
20	10-7-78	Clemson 38, Virginia Tech 7
19	9-22-79	Clemson 12, Georgia 7
18	9-26-92	Georgia Tech 20, Clemson 16
18	11-7-92	Clemson 40, North Carolina 7
18	10-7-89	Clemson 34, Virginia 20
18	11-20-87	South Carolina 20, Clemson 7
18	10-18-86	Clemson 35, Duke 3
18	12-31-93	Clemson 14, Kentucky 13
17	11-16-91	Clemson 40, Maryland 7
17	10-13-90	Georgia Tech 21, Clemson 19

### Long Drives—Time

Time	Date	Result
9:34	11-7-92	Clemson 40, North Carolina 7
8:48	9-26-92	Georgia Tech 20, Clemson 16
8:47	11-20-87	South Carolina 20, Clemson 7
8:39	10-7-78	Clemson 38, Virginia Tech 7
8:13	11-21-59	Clemson 33, Wake Forest 31
8:11	9-19-70	Clemson 27, Virginia 17
8:00	10-7-89	Clemson 34, Virginia 20
7:52	11-10-84	Clemson 17, Virginia Tech 10
7:46	10-27-90	Clemson 24, Wake Forest 6

### Long Drives—Yardage

Yards	Date	Result
99	9-17-88	Florida State 24, Clemson 21
98	12-31-93	Clemson 14, Kentucky 13
97	11-16-74	Clemson 28, Virginia 9
95	10-2-82	Clemson 24, Kentucky 6
94	10-7-78	Clemson 38, Virginia Tech 7
93	9-30-89	Duke 21, Clemson 17
91	11-20-87	South Carolina 20, Clemson 7
91	11-20-82	Clemson 24, South Carolina 6

Clemson had 11 All-Americans on its 1981 National Championship team.



OBED ARIRI, Placekicker (First Team, 1980)											
Year	GP-GS	0-20	21-29	30-39	40-49	50+	Total	PATs	Pts		
1977	12-11	1-1	2-2	3-3	3-6	1-8	10-20	23-24	53		
1978	12-11	0-0	8-9	3-6	3-10	0-0	14-25	44-46	86		
1979	12-11	2-2	4-7	6-6	4-6	0-1	16-22	14-15	62		
1980	11-11	1-1	9-10	8-8	4-7	1-4	23-30	18-18	87		
Totals	47-44	4-4	23-28	20-23	14-29	2-13	63-97	99-103	288		
JEFF DAVIS, Linebacker (First Team, 1981)											
Year	GP-GS	Tot	Hit	Ast	TL-Yds	Sk-Yd	PBU	Int-Yd	CF-RF		
1978	5-0	11	5	6	0-0	0-0	1	1-10	3-2		
1979	12-12	123	63	60	6-25	0-0	5	3-17	0-0		
1980	11-11	160	108	52	2-7	0-0	4	0-0	3-2		
1981	12-12	175	119	56	10-37	4-27	6	0-0	4-4		
Totals	40-35	469	295	174	18-69	4-27	16	4-27	10-8		
PERRY TUTTLE, Wide Receiver (First Team, 1981)											
Year	GP-GS	Rec	Yds	Avg	TD	LG	Rush	Yds	Avg	TD	KR-Yds
1978	11-0	9	192	21.3	1	39	5	55	11.0	0	0-0
1979	12-12	36	544	15.1	4	81	2	12	6.0	0	0-0
1980	11-11	53	915	17.3	4	63	2	23	11.5	0	0-0
1981	12-12	52	883	17.0	8	80	3	21	7.0	0	12-266
Totals	46-35	150	2534	16.9	17	81	12	111	9.3	0	12-266
JEFF BRYANT, Defensive Tackle (Second Team, 1981)											
Year	GP-GS	Tot	Hit	Ast	TL-Yd	Sk-Yd	PBU	CF-RF			
1978	12-0	31	13	18	1-6	0-0	0	0-0			
1979	12-0	37	22	15	0-0	0-0	0	0-0			
1980	11-8	52	31	21	7-42	5-45	1	0-1			
1981	12-12	92	69	23	19-74	8-61	2	2-1			
Totals	47-20	212	135	77	27-122	13-106	3	2-2			
LEE NANNEY, Offensive Tackle (Second Team, 1981)											
Year	GP-GS	Plays									
1978		1-0 10									
1979		12-12 630									
1980		11-11 645									
1981		12-12 816									
Totals		36-35 2101									
TERRY KINARD, Defensive Back (First Team, 1981; Unanimous First Team 1982)											
Year	GP-GS	Tot	Hit	Ast	TL-Yd	PBU	Int-Yd-LG	CF-RF	PR-Yds-Avg		
1979	12-3	35	15	20	0-0	5	3-93-40	0-0	0-0-0		
1980	9-9	73	36	37	0-0	7	2-0-0	2-1	12-50-4.2		
1981	12-12	95	74	21	1-5	6	6-51-19	1-0	0-0-0		
1982	11-11	89	62	27	1-1	12	6-3-3	1-1	0-0-0		
Totals	44-35	292	187	105	2-6	30	17-147-40	4-2	12-50-4.2		
JOHNNY REMBERT, Linebacker (Third Team, 1982)											
Year	GP-GS	Tot	Hit	Ast	TL-Yd	Sk-Yd	PBU	Int-Yds	CF		
1981	12-1	22	19	3	1-5	0-0	3	2-15	0		
1982	10-9	64	37	27	8-23	1-2	5	6-128	3		
Totals	22-10	86	56	30	9-28	1-2	8	8-143	3		
JAMES ROBINSON, Defensive Tackle (Second Team, 1983)											
Year	GP-GS	Tot	Hits	Ast	TL-Yds	Sk-Yd	CF-RF	PBU			
1979	12-0	7	5	2	3-9	1-5	0-0	0			
1980	11-5	47	33	14	5-23	2-12	0-0	2			
1981	11-2	42	28	14	4-22	3-20	0-2	3			
1983	11-11	83	57	26	13-20	5-43	2-2	5			
Totals	45-18	179	123	56	25-74	11-80	2-4	10			
JAMES FARR, Offensive Guard (Third Team, 1983)											
Year	GP-GS	Plays							KDs		
1980		11-1 125							9		
1981		12-12 506							32		
1982		11-11 602							35		
1983		11-11 654							46		
Totals		45-35 1887							122		

WILLIAM PERRY, Defensive Tackle (Third Team , 1982; Consensus First Team 1983; First Team, 1984)									
Year	GP-GS	Tot	Hit	Ast	TL-Yd	Sk-Yd	CF-RF	PBU	BK
1981	12-4	48	33	15	9-50	4-44	1-2	0	0
1982	11-7	52	30	22	9-66	5-38	3-1	0	0
1983	11-4	61	38	23	15-67	6-40	2-1	1	0
1984	11-11	100	67	33	27-111	10-69	2-3	1	1
Totals	45-26	261	168	93	60-294	25-191	8-7	2	1

DONALD IGWEBUIKE, Placekicker (Third Team, 1984)									
Year	GP-GS	0-29	30-39	40-49	+50	FGM-A	LK	XPM-XPA	Pts
1981	12-9	2-2	6-7	1-4	1-4	10-17	52	1-1	31
1982	11-2	0-0	1-1	1-2	1-1	3-4	55	0-0	9
1983	10-0	1-1	0-0	1-1	1-3	3-5	55	1-1	10
1984	11-11	4-4	4-5	6-6	2-2	16-17	53	41-41	89
Totals	44-22	7-7	11-13	9-13	5-10	32-43	55	43-43	139

DALE HATCHER, Punter (Second Team, 1984)									
Year	GP-GS	No	Yds	Avg	-20	+50	LP	HB	Net
1981	11-10	44	1908	43.3	17	13	64	1	40.5
1982	11-11	46	1871	40.7	21	8	63	1	38.8
1983	11-11	47	2051	43.6	15	10	57	0	40.9
1984	11-11	54	2361	43.7	16	13	68	0	42.4
Totals	44-43	191	8191	42.9	69	44	68	2	40.7

STEVE REESE, Offensive Guard (Second Team, 1985)									
Year	GP-GS	Plays							KDs
1982	10-0	100							12
1983	11-7	462							30
1984	11-11	572							42
1985	12-12	850							82
Totals	44-30	1984							166

TERRENCE FLAGLER Tailback (First Team, 1986)												
Yr	GP-GS	Att	Yds	Avg.	TD	LG	Rec	Yds	Avg	TD	KOR	Yds
1982	9-0	29	120	4.0	0	14	0	0	0.0	0	4	108
1983	2-1	31	202	6.5	0	35	2	21	10.5	0	1	8
1984	10-2	75	350	4.7	5	43	8	63	7.5	2	0	0
1985	9-0	52	232	4.3	2	47	10	54	5.4	0	0	0
1986	12-10	192	1258	6.6	10	88	16	188	11.8	3	0	0
Totals	42-13	379	2162	5.7	17	88	36	326	9.9	5	5	116

JOHN PHILLIPS, Offensive Guard (First Team, 1986; Second Team, 1987)									
Year	GP-GS	Plays							KDs
1984	11-0	50							0
1985	12-8	621							42
1986	12-12	864							100
1987	12-12	795							103
Totals	47-32	2330							245

DAVID TREADWELL, Placekicker (Consensus First Team, 1987)									
Year	GP-GS	0-29	30-39	40-49	+50	Tot	PAT	LK	Pts
1985	11-11	4-6	8-8	5-8	0-2	17-24	25-25	49	76
1986	12-12	7-7	3-5	2-8	0-0	12-20	34-34	46	70
1987	11-11	7-8	7-8	4-6	0-0	18-22	33-34	43	87
Totals	34-34	18-21	18-21	11-22	0-2	47-66	92-93	49	233

MICHAEL DEAN PERRY, Defensive Tackle (First Team, 1987)									
Year	GP-GS	Tot	Hits	Ast	TL-Yd	Sk-Yd	CF-RF	PBU	
1984	11-10	75	48	27	15-63	7-37	3-0	1	
1985	7-6	34	19	15	7-20	2-5	1-0	6	
1986	12-5	56	31	25	15-84	9-60	0-0	5	
1987	11-11	74	52	22	24-128	10-86	1-0	3	
Totals	41-32	239	150	89	61-295	28-188	5-0	15	

DONNELL WOOLFORD, Cornerback (First Team, 1987; Consensus First Team, 1988)									
Year	GP-GS	Tot	Hits	Ast	TL-Yd	Int-Yd	PR-Yd	Avg	PBU
1985	12-0	21	12	9	0-0	1-34	1-14	14.0	2
1986	11-11	53	37	16	3-3	3-(-8)	25-203	8.1	12
1987	12-12	52	38	14	4-8	5-0	23-345	15.0	15
1988	12-12	61	45	16	5-18	1-0	29-192	6.6	15
Totals	47-35	187	132	55	12-29	10-26	78-754	9.6	44
Note: Had one sack for eight yards in 1987; had two punt returns for TDs in 1987; had three caused fumbles in 1988; had one blocked kick in 1985 and 1988									



# CHRIS GARDOCKI, Placekicker (Third Team, 1989; Second Team 1990)

## Placekicking

Year	GP-GS	0-29	30-39	40-49	+50	Tot	PAT	LK	Pts	KO	TB
1988	12-12	6-7	7-11	4-8	2-6	19-32	1-1	52	58	1	0
1989	12-12	10-10	2-5	10-13	0-1	22-29	41-41	49	107	32	9
1990	12-12	8-8	7-9	4-5	3-6	22-28	30-30	57	96	66	24
Totals	36-36	24-25	16-25	18-26	5-13	63-89	72-72	57	261	99	33

## Punting

Year	No.	Yds	-20	+50	Ret-Yd	LP	HB	Net	Avg
1988	45	1924	7	8	23-206	66	0	38.1	42.76
1989	48	2062	15	7	16-171	63	0	39.4	42.96
1990	58	2580	12	15	33-300	78	1	39.3	44.48
Totals	151	6566	34	30	72-677	78	1	39.1	43.48

# STACY LONG, Offensive Tackle (First Team 1989; Consensus First Team 1990)

Year	GP-GS	Plays	KD
1986	5-1	39	3
1988	12-1	344	17
1989	12-12	734	69
1990	11-11	601	52
Totals	40-25	1718	141

# ROB BODINE, Middle Guard (First Team, 1991)

Year	GP-GS	Plays	Hits	Ast	Tot	TI-Yd	Sk-Yd	PBU	CF-RF	QP
1989	12-12	420	28	32	60	7-26	2-17	1	0-0	6
1990	11-11	484	42	36	78	14-47	5.5-32	1	1-1	11
1991	12-12	560	72	36	108	27-111	7.5-62	0	2-1	11
Totals	35-35	1464	142	104	246	48-184	15-111	2	3-2	28

# JEB FLESCHE, Offensive Guard (Consensus First Team, 1991)

Year	GP-GS	Plays	KD
1988	12-9	512	52
1989	12-12	759	85
1990	12-12	681	53
1991	12-12	705	72
Totals	48-45	2657	262

# LEVON KIRKLAND, Outside Linebacker (Second Team, 1990; First Team, 1991)

Year	GP-GS	Plays	Hits	Ast	Tot	TI-Yd	Sk-Yd	PBU	CF-RF	QB	Int-Yd
1988	12-7	446	38	33	71	9-70	5.5-62	2	2-1	6	1-22
1989	12-12	463	38	39	77	9-70	6.5-64	7	2-3	16	3-47
1990	12-12	483	30	28	58	10-30	1.5-15	8	2-1	18	0-0
1991	12-12	536	47	20	67	12-55	5.5-35	6	1-2	15	0-0
Totals	48-43	1928	153	120	273	40-225	19-176	23	7-7	55	4-69

# ED McDANIEL, Linebacker (First Team, 1991)

Year	GP-GS	Plays	Hits	Ast	Tot	TL-Yds	Sk-Yd	CF-RF	PBU	Int-Yd
1988	12-9	570	62	42	104	4-11	0-0	3-1	4	0-0
1989	12-6	363	32	30	62	3-4	0-0	1-0	5	0-0
1990	12-12	547	75	34	109	13-53	1-13	4-2	2	1-10
1991	12-11	554	72	42	114	10-22	0-0	2-1	3	0-0
Totals	48-38	2034	241	148	389	30-90	1-13	10-4	14	1-10

# STACY SEE GARS, Offensive Guard (First Team, 1993; Second Team, 1992)

Year	GP-GS	Plays	KD
1990	6-0	69	2
1991	12-12	808	50
1992	11-11	791	103
1993	12-12	789	58
Totals	41-35	2457	213

# NELSON WELCH, Placekicker (Third Team, 1992)

Year	GP-GS	0-29	30-39	40-49	50+	Tot	LK	PAT	Pts
1991	12-12	8-10	6-8	5-6	0-3	19-27	47	31-35	88
1992	11-11	9-10	4-7	7-9	2-2	22-28	53	23-25	89
1993	12-12	9-11	4-5	2-8	0-0	15-24	47	17-18	62
1994	11-11	5-6	6-8	5-8	0-0	16-22	47	14-14	62
Totals	46-46	31-37	20-28	19-31	2-5	72-101	53	85-92	301

# First-Team All-ACC by Jersey #

No.	Name	Pos	All-ACC Year	No.	Name	Pos	All-ACC Year	No.	Name	Pos	All-ACC Year
1	Peanut Martin	DB	1973	34	Ray Yauger	TB	1969		Joe Lhotsky	OT	1968
	Obed Ariri	PK	1980	35	Randy Scott	LB	1977, 78	71	Joe Bostic	OG	1977, 78
2	Frank Magwood	WR	1982		Delton Hall	CB	1986		Dan Benish	DT	1981
	Nelson Welch	PK	1991	37	Doug Cline	FB	1959	73	Johnny Boyette	OT	1965
3	Homer Jordan	QB	1981	39	David Sims	P	1979		John Cagle	DT	1968
4	Steve Fuller	QB	1977, 78	40	Hugh Mauldin	TB	1965	74	Don Chuy	T	1962
5	Dale Hatcher	P	1984	42	Edgar Pickett	DE	1983	76	Harold Olson	T	1959
	James Lott	FS	1989	43	Terry Kinard	FS	1981, 82		Steve Berlin	DT	1985
6	Bob Paulling	PK	1982, 83	44	Buddy Gore	TB	1967, 68		Eric Harmon	OG	1989, 90
7	Jim Ness	DB	1974		Lester Brown	TB	1978	77	Ken Peeples	OT	1973, 74
	Cliff Austin	TB	1982		Levon Kirkland	OLB	1989, 90, 91		Lee Nanney	OT	1980, 81
9	Dexter Davis	CB	1989, 90	45	Wayne Page	DB	1966	78	Jim Padgett	T	1958
11	Ken Pengitore	QB	1973		Jeff Davis	LB	1981		Wayne Mass	OT	1987, 88
12	Lowndes Shingler	QB	1960	47	Bill Mathis	HB	1959		Jeff Nunamacher	OT	1987, 88
	Andy Headen	DE	1982		Bubba Brown	LB	1978, 79	79	Stacy Seegars	OG	1992, 93
	Terence Mack	DE	1986	48	Kenny Flowers	TB	1985	81	K.D. Dunn	TE	1983
13	Rex Varn	DB	1979	50	Hank Phillips	C	1989		Otis Moore	DT	1989
14	Mike Eppley	QB	1984	51	Clyde White	T	1954	82	Gary Barnes	E	1959
15	Jerry Butler	SE	1977, 78		Mike Brown	C	1991	83	Jim Stuckey	DT	1978, 79
	Robert O'Neal	FS	1989, 91	52	Dave Thompson	OG	1970		James Robinson	DT	1983
	Terrance Roulhac	WR	1984	53	Steve Kenney	OT	1978	84	Jonathon Brooks	DE	1967, 68
17	Charlie Waters	WR	1969	55	Jeff Bostic	OG	1979	85	Ronnie Ducworth	DE	1967, 68
	Chris Gardocki	P-PK	1989, 90		Henry Walls	LB	1983		John McMakin	TE	1971
18	Jimmy Addison	QB	1966	56	Tim Jones	LB	1994		Bennie Cunningham	TE	1974, 75
	Donald Igwebuikie	PK	1984	57	Bill Hecht	LB	1965		Mark Drag	MG	1988
	David Treadwell	PK	1987	59	Jeb Flesch	OG	1991	86	Butch Sursavage	DE	1965, 66
19	Harvey White	QB	1957	60	James Farr	OG	1983	88	Tommy King	E	1961
20	Donnell Woolford	CB	1987, 88	61	John Phillips	OG	1986, 87	89	Ivan Southerland	DE	1969
21	Don Kelley	DB	1971	62	Larry Hefner	LB	1971		Willie Anderson	MG	1974
	Terry Allen	TB	1987, 88	63	Tony Berryhill	C	1981		Brentson Buckner	DT	1993
22	Perry Tuttle	FLK	1980, 81		Steve Reese	OG	1984, 85	90	Johnny Rembert	LB	1982
24	Terry Smith	WR	1991	64	Jim Catoe	LB	1967, 68		Vance Hammond	DT	1989, 90
25	Ronald Williams	TB	1990	65	Tony Stephens	MG	1987	91	Michael Dean Perry	DT	1986, 87
26	Frank Liberatore	DB	1967	66	Steve Durham	DT	1979		Chester McGlockton	DT	1991
	Steve Ryan	DB	1977, 78		William Perry	MG	1982, 83, 84	92	Doug Brewster	LB	1989
28	Rod McSwain	DB	1983	67	Frank Wirth	DT	1972	93	Ed McDaniel	LB	1990, 91
31	Pat Crain	FB	1963		Stacy Long	OT	1989, 90	95	Wayne Baker	DE	1971
	Ronald Watson	DB	1984	69	Billy Weaver	G	1963	99	Jeff Bryant	DT	1981
33	Terrence Flagler	TB	1986		Harry Olszewski	OG	1977		Jim Riggs	TE	1985, 86
				70	Joel Wells	TB	1955, 56		Rob Bodine	MG	1990, 91





# All-Time Award Winners

## NATIONAL FOOTBALL FOUNDATION HALL OF FAME

These men have received the highest honor the game of football accords in their selection to the Hall of Fame, which is located in South Bend, IN.

### COACH

Jess Neely, Coach 1931-39 (Inducted, 1971)  
John Heisman, Coach 1900-1903 (Inducted, 1954)  
Frank Howard, Coach 1940-69 (Inducted, 1989)

### PLAYER

Banks McFadden, back 1939 (Inducted, 1959)

## CITIZENS SAVINGS ATHLETIC FOUNDATION HALL OF FAME

Clemson representatives have received recognition from the Citizen Savings Foundation (formerly the Helms Athletic Foundation) which is located in Los Angeles, CA.

**Athletic Director** - Frank Howard, 1941-1971 (Elected 1979)

**Coach** - Frank Howard, 1940-69 (Elected 1973)

**Player** - Banks McFadden, Back 1937-38-39 (Elected 1969)

**Sports Information Director** - Bob Bradley, 1954-89 (Elected 1972)  
Joe Sherman, 1934-47 (Elected 1980)

**Athletic Trainer** - Herman McGee, 1934-80 (Elected 1981)  
Fred Hoover, 1958-present (Elected 1982)

## SOUTH CAROLINA ATHLETIC HALL OF FAME

Frank Howard, 1972; Banks McFadden, 1972; Fred Cone, 1973; Joel Wells, 1974; Bill Mathis, 1977; Bobby Gage, 1978; Bill A. Hudson, Bob Hudson, Bob Sharpe, 1979; Charlie Waters, 1980; Danny Ford, 1982; Dwight Clark, 1986; Tom Barton, 1987; Harry Olszewski, 1990; Steve Fuller, 1991; Mac Folger, 1993; Bennie Cunningham 1993; Bob Jones, 1993; Jim Stuckey, 1995

Deceased Members: Joe Blalock, B.C. Inabinet, Jess Neely, Rock Norman, John Heisman

### RETIRED NUMBERS

#66 Banks McFadden, 1937-38  
#4 Steve Fuller, 1975-78

### RETIRED JERSEY

#45 Jeff Davis, 1978-81

## CLEMSON RING OF HONOR

Name	At Clemson	Inducted
Banks McFadden	1937-69	1994
Frank Howard	1931-69	1994
Steve Fuller	1975-79	1994
Jeff Davis	1978-81	1995

## SILVER ANNIVERSARY ALL-AMERICAN

Selected by **Sports Illustrated** Magazine honoring successful men who played college football in 1932.

Buck Priester, Halfback, Class of 1932 (Selected in 1957)

## NATION'S MOST VERSATILE ATHLETE

Banks McFadden, football, basketball, track 1939-40

## SWEDE NELSON SPORTSMANSHIP AWARD

Selected by the Boston Touchdown Club and awarded to the player who most exemplifies sportsmanship in college athletics for the United States.

1953 - Don King, back

## SHINGLER/DR. R.C. EDWARDS SPORTSMANSHIP AWARD

1981 - Jack Cain, DB	1987 - Bill Spiers, P
1982 - Jerry Gaillard, WR	1989 - Rodney Williams, QB
1983 - Mike Eppley, QB	1990 - Wesley McFadden, RB
1986 - Andy Newell, P	1991 - Chris Gardocki, PK
	1995 - Warren Forney, DT

## JIM WEAVER POST-GRADUATE SCHOLARSHIP

Presented by the Atlantic Coast Conference to a deserving scholar-athlete in memory of the late commissioner of the league.

1972 - Ben Anderson, Defensive Back (football)  
1978 - Steve Fuller, Quarterback (football)  
1980 - Bobby Conrad, Guard (basketball)  
1989 - Henrik Skov (Men's Track and Cross Country)

1991 - Dov Kremer (Men's Track and Cross Country)  
1993 - Anthony Knight (Men's Track)  
1994 - Jaro Zawislán (Soccer)  
1995 - Ed Glenn (Football)

## BOB JAMES SCHOLARSHIP

Presented to Clemson male athlete in any sport who has been an outstanding student-athlete.

1984 - Mike Eppley, QB	1987 - David Treadwell, PK
1985 - John Watson, OT	1992 - Bruce Bratton, OT

## JIM TATUM AWARD

Presented to top scholar among ACC football players.

1994 - Ed Glenn, TE

## BRIAN PICCOLO AWARD

Presented by the Atlantic Coast Conference to the year's most courageous athlete in memory of the late Wake Forest and Chicago Bear halfback.

1978 - Rex Varn, DB	1986 - Ray Williams, WR
1980 - Jack Cairn, DB	

## ACC PLAYER-OF-THE-YEAR

Presented annually by the Atlantic Coast Sports Writers Association to the outstanding player in the conference for that season.

1967 - Buddy Gore, TB	1981 - Jeff Davis, LB
1977 - Steve Fuller, QB	1984 - William Perry, MG
1978 - Steve Fuller, QB	1987 - Michael Dean Perry, DT

## ACC COACH-OF-THE-YEAR


Presented annually by the Atlantic Coast Sports Writers Association to the outstanding coach in the conference for that season.

1958 - Frank Howard	1978 - Charley Pell
1966 - Frank Howard	1981 - Danny Ford
1974 - Red Parker	1983 - Danny Ford (UPI)
1977 - Charley Pell	

## ACC ROOKIE-OF-THE-YEAR

Presented by the Atlantic Coast Sportwriters Association to the outstanding first-year player in the conference that season.

1979 - Chuck McSwain, tailback	1990 - Ronald Williams, tailback
1987 - Terry Allen, tailback	



Terry Kinard was chosen to **USA Today's All-Decade team** of college football for the 1980s.



### USA TODAY ALL-DECADE TEAM

Presented by **USA Today** to the Top 22 college players of the decade.

1980's - Terry Kinard, FS

### ATLANTA TOUCHDOWN CLUB AWARD

Given annually to the top back and lineman in the South by the members of the Atlanta Touchdown Club.

1977 - Steve Fuller, Back	1990 - Stacy Long, offensive tackle
1979 - Jim Stuckey, Tackle	1991 - Jeb Flesch, offensive guard
1981 - Jeff Davis, linebacker	

### JACOBS BLOCKING TROPHY (ACC)

Presented annually by Hugh and William Jacobs of Clinton, SC, in memory of their late father, Dr. William P. Jacobs, to the outstanding blocker in the Atlantic Coast Conference, based on a vote by ACC assistant coaches.

1959 - Doug Cline, FB	1977 - Joe Bostic, G
1966 - Wayne Mass, T	1983 - James Farr, G
1967 - Harry Olszewski, G	1987 - John Phillips, OG

### JACOBS BLOCKING TROPHY (STATE)

Presented annually by Hugh and William Jacobs of Clinton, SC, in memory of their late father, Dr. William P. Jacobs, to the outstanding blocker in the state of South Carolina, based on a vote of assistant coaches.

1928 - O.D. Padgett, BB	1968 - Joe Lhotsky, T
1930 - Grady Salley, WB	1970 - Dave Thompson, G
1937 - Don Willis, FB	1973 - Ken Peeples, T
1938 - Don Willis, FB	1974 - Ken Peeples, G
1942 - Marion Craig, BB	1977 - Joe Bostic, G
1944 - Alton Cumbie, BB	1978 - Joe Bostic, G
1945 - Alton Cumbie, BB	1982 - Bob Mayberry, T
1948 - Robert Martin, BB	1983 - James Farr, OG
1950 - Dick Hendley, BB	1986 - John Phillips, OG
1955 - Dick Marazza, T	1987 - John Phillips, OG
1957 - Bill Thomas, C	1990 - Stacy Long, OT
1959 - Doug Cline, FB	1991 - Jeb Flesch, OG
1966 - Wayne Mass, T	1992 - Stacy Seegars, OG
1967 - Harry Olszewski, G	



Jeb Flesch was named the top offensive lineman in the south by the Atlanta Touchdown Club in 1991.

1995 Clemson Football

### CLEMSON UNIVERSITY ATHLETE-OF-THE-YEAR

Presented by Mr. and Mrs. Eugene P. Willimon to Clemson's most outstanding athlete each year based on athletic accomplishments with consideration given to character, leadership and academics.

1978-79	Steve Football, football
1979-80	Noel Loban, wrestling
1980-81	Hans Koeleman, track
1981-82	Barbara Kennedy, women's basketball
1982-83	Terry Kinard, football
1983-84	Mike Eppley, football and men's basketball
1984-85	Vincent Hamilton, men's basketball
1985-86	Chuck Baldwin, baseball
1986-87	Horace Grant, men's basketball
1987-88	Mitzi Kremer, women's swimming
1988-89	Brian Barnes, baseball
1989-90	Lisa Dillard, women's track
1990-91	Dale Davis, men's basketball
1991-92	James Trapp, men's track
1992-93	Michael Green, men's track
1993-94	Sam Henson, wrestling

### FRANK HOWARD AWARD

(For achievement bringing honor to Clemson)

1970 -	Charlie Waters, football
1971 -	Jim Sursavage, football
1972 -	John McMakin, football
1973 -	Ben Anderson, football
1974 -	Henry Abadi, soccer
1975 -	Bennie Cunningham, football
1976 -	Denny Walling, baseball
1977 -	Wayne "Tree" Rollins, men's basketball
1978 -	Steve Fuller, football
1979 -	Steve Fuller and Jerry Butler, football
1980 -	Noel Loban, wrestling
1981 -	Obed Ariri, football
1982 -	Entire National Championship Football team
1983 -	Terry Kinard, football
1984 -	Mike Eppley, football and men's basketball
1985 -	Vincent Hamilton, men's basketball
1986 -	Tina Krebs, women's track and cross country
1987 -	Horace Grant, men's basketball
1988 -	Pam Hayden, women's swimming
1989 -	Mitzi Kremer, women's swimming
	Kevin Johnson, golf
1990 -	Chris Patton, golf
1991 -	Lisa Dillard, women's track
1992 -	Michael Green, men's track
1993 -	Kim Graham, women's track
1994 -	Sam Henson, wrestling
1995 -	Shane Monahan, baseball

### CBS DEFENSIVE PLAYER-OF-THE-YEAR

National Award given by CBS Sports and Chevrolet to the outstanding defensive player in the country.

1982 - Terry Kinard, DB

### SILVER ANNIVERSARY ACC TEAM

Selected by the Atlantic Coast Conference Sports Writers Association honoring the players who participated in the conference during the first 25 years.

Harry Olszewski, OG, 1965-66-67 (selected in 1977)

### TEAGUE AWARD

Given annually and selected by the sportswriters in North Carolina and South Carolina to the Amateur Athlete-of-the-Year in the two states.

1940 - Banks McFadden      1950 - Fred Cone

### THE McKELVIN AWARD

Given annually to the Athlete-of-the-Year in the Southern Conference and/or Atlantic Coast Conference

1947-48 Frank Gillespie (football, basketball, baseball)



### EARLE H. BLAIK FELLOWSHIP

A scholarship given annually, sponsored by the NCAA, to a deserving scholar-athlete in the memory of the legendary Army coach, Earle Blaik.

1964 - Jimmy Bell, quarterback

### ALGERNON SYDNEY SULLIVAN

Presented to the Clemson student, chosen in recognition of excellence in maintaining high ideals of living, spiritual qualities, and generous and disinterested service to others.

1956 - Joe Bowen, end      1970 - Jim Sursavage, linebacker  
1994 - Warren Forney, defensive tackle

### NCAA TOP-FIVE AWARD

Given by the NCAA to the nation's top five outstanding senior student-athletes of the preceding calendar year.

1979 - Steve Fuller, football

### NCAA POST-GRADUATE SCHOLARSHIP

Given to a deserving scholar-athlete who is entering post-graduate work in conjunction with the NCAA scholarship fund.

1964 - Jimmy Bell, quarterback (Medical School)  
1968 - Jimmy Addison, quarterback (Law School)  
1972 - Ben Anderson, defensive back (Law School)  
1979 - Steve Fuller, quarterback  
1985 - John Watson, offensive tackle (Medical School)  
1987 - Matt Frooman, Men's Tennis (MBA)

### NATIONAL FOOTBALL FOUNDATION AND HALL OF FAME SCHOLAR ATHLETE AWARD

Given in recognition of excellence in football and academics, this award carries a stipend of \$1,000 for post-graduate work.

1978 - Steve Fuller, quarterback

### BOWL GAME MVPs

1939 Cotton	Banks McFadden, B
1948 Gator	Bobby Gage, QB
1950 Orange	none chosen

1951 Gator	none chosen
1956 Orange	none chosen
1958 Sugar	none chosen
1959 Bluebonnet	Lowndes Shingler, QB
1977 Gator	Jerry Butler, WR
1978 Gator	Steve Fuller, QB
1979 Peach	none chosen
1981 Orange	Homer Jordan, QB; Jeff Davis, LB
1985 Independence	Kenny Flowers, FB
1986 Gator	Rodney Williams, QB
1987 Florida Citrus	Rodney Williams, QB
	Dorian Mariable, LB
1988 Florida Citrus	Terry Allen, TB
	Jesse Hatcher, OLB
1989 Gator	Levon Kirkland, OLB
1990 Hall of Fame	DeChane Cameron, QB
1991 Citrus	DeChane Cameron, QB
	Chester McGlockton, DT
1993 Peach	Brentson Buckner, DT
	Emory Smith, FB

Note: Year is season, not necessarily the year the game was played.

### ALL-BOWL TEAM

1978 Gator	Joe Bostic, OG
1979 Peach	Jim Stuckey, DT
1981 Orange	Jeff Davis, LB
1987 Citrus	John Phillips, OG
1988 Citrus	Jesse Hatcher, OLB
1989 Gator	Levon Kirkland, OLB
1990 Hall of Fame	Eric Harmon, OG
	Chris Gardocki, PK
1993 Peach	Brentson Buckner, DT

### NATIONAL AWARD FINALISTS

1983	William Perry	Outland (Final 10)
1984	William Perry	Lombardi (Final 4)
1987	Michael Dean Perry	Outland (Final 3)
1988	Donnell Woolford	Thorpe (Final 16)
	Levon Kirkland	Butkus (Final 5)
	Stacy Long	Outland (Final 3)
1991	Levon Kirkland	Butkus (Final 12)
	Ed McDaniel	Butkus (Final 4)
	Robert O'Neal	Thorpe (Final 20)

### R.F. POOLE AWARD

(Recognition of best Clemson offensive and defensive players in Clemson-South Carolina game)

1971 - Tommy Kendrick and Larry Hefner  
1972 - Heidi Davis and Jim Williamson  
1973 - Smiley Sanders and Mike Buckner  
1974 - Ken Callicutt and Willie Anderson  
1975 - Harold Goggins and G.G. Galloway  
1976 - Tracy Perry and Rex Varn  
1977 - Steve Fuller and Roy Epps  
1978 - Lester Brown and Bubba Brown  
1979 - Obed Ariri and Jim Stuckey  
1980 - Homer Jordan and Willie Underwood  
1981 - Chuck McSwain and Bill Smith  
1982 - Homer Jordan and Terry Kinard  
1983 - Stacy Driver and James Robinson  
1984 - Steve Reese and Terence Mack  
1985 - Kenny Flowers and Raymond Chavous  
1986 - Ricardo Hooper and Donnell Woolford  
1987 - Danny Pearman and Donnell Woolford  
1988 - Rodney Williams and Jesse Hatcher  
1989 - Rodney Fletcher and Levon Kirkland  
1990 - Ronald Williams and Chester McGlockton  
1991 - DeChane Cameron and Levon Kirkland  
1992 - Les Hall and Tim Jones  
1993 - Emory Smith and Andre Humphrey  
1994 - Lamont Pegues and Mike Barber

## The National Collegiate Athletic Association

announces the selection of

*James Warren Addison*

*Clemson University*

to receive a 1968

## NCAA Postgraduate Scholarship

in recognition of his outstanding  
achievements as a scholar and athlete.

*Mary L. Plant*  
NCAA President



*Arthur Byers*  
NCAA Executive Director

Jimmy Addison won an NCAA Postgraduate Scholarship in 1968.





Tony Stephens is the only Tiger to be named the most improved player in consecutive years.

#### HAMILTON-MORROW AWARDS (Presented to Most Valuable)

1936 - Mac Folger, TB	1979 - Bubba Brown, LB
1937 - Red Pearson, BB	Billy Lott, QB
1938 - Charlie Woods, C	1980 - Obed Ariri, PK
1939 - Banks McFadden, B	1981 - Homer Jordan, QB
1948 - Jack Miller, PK	1982 - Terry Kinard, FS
1950 - Fred Cone, FB	Cliff Austin, TB
1958 - Bill Thomas, C	1983 - Kevin Mack, FB
1959 - Bill Mathis, HB	1984 - William Perry, MG
1961 - Ron Scrudato, FB	1985 - Kenny Flowers, TB
1962 - Don Chuy, T	1986 - Terrence Flagler, TB
1963 - Pat Crain, FB	1987 - Michael Dean Perry, DT
1964 - Hal Davis, HB	John Phillips, OG
1965 - Thomas Ray, QB	1988 - Rodney Williams, QB
1966 - Jimmy Addison, QB	Donnell Woolford, CB
1967 - Harry Olszewski, OG	1989 - Chris Morocco, QB
1968 - Ray Auger, TB	Levon Kirkland, OLB
1969 - Ray Auger, TB	1990 - Chris Gardocki, PK
1970 - Ray Auger, TB	John Johnson, OLB
1971 - Larry Hefner, LB	1991 - DeChane Cameron, QB
1972 - Wade Hughes, TB	Rob Bodine, MG
1973 - Ken Pengitore, QB	1992 - Rodney Blunt, TB
1974 - Mark Fellers, QB	Robert O'Neal, FS
1975 - Craig Brantley, FL	1993 - Terry Smith, WR
1976 - Mike O'Cain, QB	Brentson Buckner, DT
1977 - Steve Fuller, QB	1994 - Louis Solomon, QB
1978 - Steve Fuller, QB	Tim Jones, LB

#### BELL AWARD (Presented to Most Improved Player)

1973 - Curt Buttermore, OG	1984 - Reid Ingle, OT
1974 - Mark Fellers, QB	1985 - John Watson, OT
1975 - Jimmy Weeks, OT	1986 - Tony Stephens, MG
1976 - Bubba Brown, LB	1987 - Tony Stephens, MG
1977 - Steve Ryan, FS	1988 - Mark Drag, MG
1978 - Lester Brown, TB	1989 - Hank Phillips, C
1979 - Jeff Davis, LB	1990 - Arlington Nunn, SS
1980 - Lee Nanney, OT	1991 - Rodney Blunt, TB
1981 - Brad Fisher, OT	1992 - Warren Forney, DT
1982 - Brian Butcher, OT	1993 - Tim Jones, LB
1983 - Bob Paulling, PK	1994 - Andre Carter, FS

#### FRANCIS AWARD (Presented for Leadership)

1988 - Jeff Bak, C	1991 - Rob Bodine, MG
1989 - Wesley McFadden, FB	1992 - Ashley Sheppard, OLB
1990 - Stacy Fields, TE	1993 - Richard Moncrief, QB
	1994 - Tim Jones, LB

#### ALL-SOUTHERN (1902-1953)

1902 - Hope Sadler, E	Don Willis, B
John Maxwell, QB	1939 - Joe Blalock, E
1903 - Vet Sitton, E	George Fritts, T
O.L. Derrick, G	Banks McFadden, B
John Maxwell, QB	Shad Bryant, B
Jock Hanvey, FB	1940 - Joe Blalock, E
1904 - O.L. Derrick, T	George Fritts, T
1905 - O.L. Derrick, T	Charlie Timmons, B
Fritz Furtick, HB	1941 - Joe Blalock, E
1913 - W. A. Schiletter, T	George Fritts, T
1917 - Mutt Gee, C	Charlie Timmons, B
1919 - L.M. Lightsey, G	1942 - Chip Clark, E
R.C. Potts, G	1944 - Ralph Jenkins, C
Stumpy Banks, B	1945 - Ralph Jenkins, C
1920 - L.M. Lightsey, G	Bob Turner, T
1922 - L.M. Lightsey, T	1948 - Frank Gillespie, G
1928 - O.K. Pressley, C	Bobby Gage, B
1929 - Goat McMillan, TB	1949 - Ray Mathews, B
1935 - Tom Brown, T	1950 - Glenn Smith
Clarence Inabinet, G	Fred Cone, B
1937 - Charlie Woods, C	1951 - Glenn Smith, E
Bob Bailey, B	Billy Hair, B
1938 - Gus Goins, E	1952 - Billy Hair, B

#### ALL-SOUTH

1937 - Charlie Woods, C	Bob Sharpe, C
Don Willis, B	1939 - Banks McFadden, B
1938 - Gus Goins, E	1948 - Bobby Gage, B
Don Willis, B	1950 - Wyndie Wyndham, LB
1939 - George Fritts, T	Bob Patton, T
	1952 - Tom Barton, G

#### ALL-SOUTH ATLANTIC

1930 - Red Fordham, C	1935 - Bob Jones, E
1934 - Randy Hinson, B	1936 - Mac Folger, B
1935 - Clarence Inabinet, G	

#### ACADEMIC ALL-ACC

1954 - Billy O'Dell, B	1974 - Maret Cobb, C
1955 - Charlie Bussey, B	Mark Fellers, QB
1956 - Charlie Bussey, B	1975 - Mark Lee, DB
1957 - Charlie Horne, B	1976 - Steve Fuller, QB
Harvey White, B	Jimmy Weeks, OT
1958 - Doug Cline, B	Steve Fuller, QB
Jim Padgett, T	Rick Weddington, FLK
Harvey White, B	Jimmy Wells, OG
1959 - Lou Cordileone, T	1978 - Steve Fuller, QB
1960 - Lowndes Shingler, B	Matt Smith, DE
1961 - Tommy King, E	1981 - Tony Berryhill, C
1962 - Oscar Thorsland, E	1983 - Mike Eppley, QB
1963 - Jim Parker, QB	1984 - Mike Eppley, QB
Tracy Childers, G	1985 - Bruce Bacon, WR
1964 - Jimmy Bell, QB	Scott Enzor, LB
Richard Cooper, G	Lance Masters, CB
1965 - Frank Pearce, K	Andy Newell, P
Edgar McGee, OE	John Watson, OT
Wayne Mass, OT	1986 - Geoff Ciniero, DB
Jimmy Addison, QB	Ty Granger, OT
Floyd Rogers, DT	David Treadwell, PK
1967 - Jimmy Addison, QB	Todd Schonhar, QB
1969 - Don Kelley, DB	1987 - Ty Granger, OT
Rick Medlin, FB	David Treadwell
Jim Sursavage, OE	1988 - Ty Granger, OT
1970 - Ben Anderson, DB	Mark Drag, MG
Don Kelley, DB	Stacy Fields, TE
Jim Sursavage, LB	1989 - Wesley McFadden, FB
1971 - Ben Anderson, DB	Arlington Nunn, SS
Bobby Johnson, DB	Stacy Fields, TE
Don Kelley, OE	Bruce Bratton, OT
1972 - Ben Anderson, DB	1990 - Bruce Bratton, OT
Karl Andreas, TE	Stacy Fields, TE
Bobby Johnson, DB	1991 - Bruce Bratton, OT
1973 - Art Brisacher, OG	1992 - Warren Forney, DT
Jeff Stocks, DE	1993 - Stacy Seegars, OG
Karl Andreas, TE	1994 - Warren Forney, DT



# ALL-ATLANTIC COAST CONFERENCE

1953 - Dreher Gaskin (2), E  
Don King (2), B  
1954 - Clyde White, T  
Don King (2), B  
Scott Jackson (2), E  
1955 - Joel Wells, TB  
1956 - John Grdijan (2), G  
Dalton Rivers (2), E  
Charlie Bussey (2), QB  
Joel Wells, TB  
1957 - John Grdijan (2), G  
Harvey White, QB  
Ray Masneri (2), E  
1958 - Ray Masneri (2), E  
Bill Thomas (2), C  
Jim Padgett, T  
Harvey White (2), B  
1959 - Gary Barnes, E  
Doug Cline, FB  
Lou Cordileone (2), T  
Bill Mathis, HB  
Harold Olson, T  
Paul Snyder (2), C  
1960 - Lowndes Shingler, QB  
Dave Lynn (2), G  
Bill McGuirt (2), B  
1961 - Tommy King, E  
1962 - Don Chuy, T  
1963 - Ted Bunton (2), C  
Billy Weaver, G  
Pat Crain, FB  
Lou Fogle (2), E  
Jack Aaron (2), T  
1965 - Butch Sursavage, DE  
Johnny Boyette, OT  
Bill Hecht, LB  
Hugh Mauldin, TB  
1966 - Jimmy Addison, QB  
Wayne Mass, OT  
Harry Olszewski, OG  
Wayne Page, DB  
Butch Sursavage, DE  
1967 - Jim Catoe, LB  
Ronnie Ducworth, DE  
Buddy Gore, TB  
Frank Liberatore, DB  
Wayne Mass, OT  
Harry Olszewski, OG  
1968 - Joe Lhotsky, OT  
Buddy Gore, TB  
Ronnie Ducworth, DE  
John Cagle, DT  
Jimmy Catoe, LB  
1969 - Charlie Waters, OE  
Ray Auger, TB  
Ivan Southerland, DE  
1970 - Dave Thompson, OG  
Don Kelley, DB  
1971 - Wayne Baker, DE  
Larry Hefner, LB  
John McMakin, TE  
1972 - Frank Wirth, DT  
1973 - Ken Pengitore, QB  
Peanut Martin, DB  
Ken Peeples, OT  
1974 - Willie Anderson, MG  
Bennie Cunningham, TE  
Jim Ness, DB  
Ken Peeples, OT  
1975 - Bennie Cunningham, TE  
1977 - Joe Bostic, OG  
Jonathan Brooks, DE  
Lacy Brumley, OT  
Jerry Butler, SE  
Steve Fuller, QB  
Steve Ryan, DB  
Randy Scott, LB  
1978 - Joe Bostic, OG  
Jonathan Brooks, DE

1995 Clemson Football

Bubba Brown, LB  
Lester Brown, TB  
Jerry Butler, SE  
Steve Fuller, QB  
Steve Kenney, OT  
Steve Ryan, DB  
Randy Scott, LB  
Jim Stuckey, DT  
1979 - Jeff Bostic, OG  
Bubba Brown, LB  
Steve Durham, DT  
David Sims, P  
Jim Stuckey, DT  
Rex Varn, DB  
1980 - Obed Ariri, PK  
Perry Tuttle, FLK  
1981 - Dan Benish, DT  
Tony Berryhill, C  
Jeff Bryant, DT  
Jeff Davis, LB  
Homer Jordan, QB  
Terry Kinard, FS  
Perry Tuttle, FLK  
1982 - Cliff Austin, TB  
Andy Headen, DE  
Terry Kinard, FS  
Frank Magwood, WR (AP)  
Bob Paulling, PK (AP)  
William Perry, MG  
Johnny Rembert, LB  
1983 - James Farr, OG  
Rod McSwain, DB  
Bob Paulling, PK  
James Robinson, DT  
Edgar Pickett, DE  
William Perry, MG  
Henry Walls, LB (AP)  
K.D. Dunn, TE  
1984 - Mike Eppley, QB (AP)  
Dale Hatcher, P  
Donald Igwebuike, PK  
William Perry, MG  
Steve Reese, OG  
Terrance Roulhac, WR  
Ronald Watson, DB  
1985 - Steve Berlin, DT  
Kenny Flowers, TB  
Steve Reese, OG  
Jim Riggs, TE  
1986 - Jim Riggs, TE  
John Phillips, OG  
Terrence Flagler, TB  
Terence Mack, DE  
Michael Dean Perry, DT  
Delton Hall, CB  
1987 - Terry Allen, TB  
Jeff Nunamacher, OT  
Tony Stephens, MG  
David Treadwell, PK  
Michael Dean Perry, DT  
John Phillips, OG  
Donnell Woolford, CB  
1988 - Jeff Nunamacher, OT  
Terry Allen, TB  
Mark Drag, MG  
Donnell Woolford, CB  
Jesse Hatcher, OLB (2nd, AP)  
James Lott, FS (2nd, AP)  
Chris Gardocki, P (2nd, AP)  
Rich. McCullough, DT (2nd, AP)  
1989 - Vance Hammond, DT  
Doug Brewster, LB  
Stacy Long, OT  
Chris Gardocki, PK-P  
Levon Kirkland, OLB (UPI)  
Doug Brewster, LB  
Dexter Davis, CB (UPI, 2nd AP)  
Robert O'Neal, FS (AP)  
Hank Phillips, C (UPI)

James Lott, FS  
Jeb Flesch, OG (2nd, AP)  
John Johnson, OLB (2nd, AP)  
Otis Moore, DT (UPI)  
1990 - Chris Gardocki, P-PK  
Eric Harmon, OG  
Stacy Long, OT  
Ronald Williams, TB  
Levon Kirkland, OLB  
Vance Hammond, DT  
Dexter Davis, CB  
Jeb Flesch, OG (2nd)  
John Johnson, OLB (2nd)  
Doug Brewster, LB (2nd)  
Ed McDaniel, LB (2nd)  
1991 - Rob Bodine, MG  
Mike Brown, C  
Jeb Flesch, OG  
Levon Kirkland, OLB  
Ed McDaniel, LB  
Chester McGlockton, DT

Robert O'Neal, FS  
Terry Smith, WR  
Nelson Welch, PK  
Ronald Williams, TB (2nd)  
Bruce Bratton, OT (2nd)  
1992 - Stacy Seegars, OG  
Nelson Welch, PK (2nd)  
Brentson Buckner, DT (2nd)  
Ashley Sheppard, OLB (2nd)  
Robert O'Neal, FS (2nd)  
1993 - Brentson Buckner, DT  
Stacy Seegars, OG  
Brian Dawkins, SS (2nd)  
Andre Humphrey, CB (2nd)  
Tim Jones, LB (2nd)  
Nelson Welch, PK (2nd)  
1994 - Tim Jones, LB  
Brian Dawkins, SS (2nd)  
Marvin Cross, DT (2nd)  
Wardell Rouse, OLB (2nd)  
Nelson Welch, PK (2nd)

ALL-AMERICA TEAMS (Breakdown by Team of Clemson's All-America selections)										
Year	Name	AP	UPI	FC	FW	WC	SN	FN	Other	
1928	O.K. Pressley								Heisman (3), NEA (3)	
1939	Banks McFadden	1	3	1	1				Colliers (1), NEA (1)	
1940	Joe Blalock		2						Hearst (1)	
1941	Joe Blalock		2		1			1	Central Press (1)	
1945	Ralph Jenkins	3							INS (1)	
1948	Bobby Gage								INS (1)	
1950	Jackie Calvert	2								
1952	Tom Barton		2							
1955	Joel Wells		3							
1959	Lou Cordileone	1				1				
1966	Wayne Mass		2							
1967	Harry Olszewski	2	1	1	1	1	2		Dell Sports (1)	
1970	Dave Thompson		2							
1974	Bennie Cunningham	1	1	1					NEA (1)	
1975	Bennie Cunningham						1		Time (1)	
1977	Joe Bostic	3			1			3		
1978	Joe Bostic	2	2					1		
	Jerry Butler	1				1			NEA (2)	
	Steve Fuller	3								
1979	Jim Stuckey	1	1		1		1			
1980	Obed Ariri								NEA (2)	
1981	Jeff Davis	2	1	1	1	1		1		
	Terry Kinard	1			1				NEA (1)	
	Perry Tuttle						1	2		
	Jeff Bryant							2		
1982	Terry Kinard	1	1	1	1	1	1	1		
	William Perry	3								
	Johnny Rembert	3								
	Lee Nanne		2							
1983	William Perry	3	1			1		2		
	James Robinson						2			
	James Farr	3								
1984	William Perry	3	1			1		1		
	Dale Hatcher						2			
	Donald Igwebuike	3								
1985	Steve Reese							2		
1986	Terrence Flagler	3			1			3		
	John Phillips		1				2	2		
1987	Michael Dean Perry		2		1		2	2		
	John Phillips	2						3		
	David Treadwell	1	1	1		1	1	1		
	Donnell Woolford	3		1			2			
1988	Donnell Woolford		1	1	1	1	1	2		
1989	Stacy Long	3						1		
	Chris Gardocki	3								
1990	Stacy Long	1	1	1		1	1			
	Chris Gardocki	2	2					3		
	Levon Kirkland	2	2					3		
1991	Jeb Flesch	1	1			1	2	1		
	Levon Kirkland		2	1		1	1	2	SH (1)	
	Rob Bodine	2			1		2		CP (2)	
	Ed McDaniel	3							CP (1)	
1992	Stacy Seegars	2	2					3		
	Nelson Welch	3								
1993	Stacy Seegars	1	2			1	1	1	CP (2)	

Note: AP - Associated Press; UPI - United Press International; FC - Football Coaches; FW - Football Writers; WC - Walter Camp; SN - Sporting News; FN - Football News; NEA - Newspaper Enterprise of America; SH - Scripps-Howard; CP - College & Pro Football Weekly; INS - International News Service



# Former Head Coaches



**Walter Riggs**

## **WALTER RIGGS, 1896, 1899**

Walter Riggs could easily be called the father of Clemson Football. He coached the football program at Clemson, not only because he had football experience, but he was also one of only two people on the Clemson campus to have ever seen a football game when the sport started in 1896. (The other person was Frank Thompkins who played in the backfield on Clemson's first team in 1896).

On September 30, 1896, a small crowd gathered in one of the barrack's rooms and the group discussed the feasibility of organizing a football association. A committee of three was appointed to consult Professor Riggs as to management of a football team and to ask his aid as coach.

When the Tigers traveled to Furman for their first game on October 28, 1896, it was the first time that many of the players had ever seen a full-sized regulation football field.

Riggs stepped down as football coach after the first season because the players wanted him to devote all of his time to being a professor in the engineering department.

Clemson athletics and Riggs, however, could not be split. Although not given the title, Riggs also was the equivalent of an athletic director, managing money and making contracts with other teams.

Riggs could easily be called a loyal man, as he answered the need of the Clemson football team again in 1899. The Clemson Athletic Association was low on money and could not afford to hire a coach. So Riggs once again answered the call of the school and became the coach of the 1899 team for free.

Riggs originally came to Clemson from Auburn. He graduated with top honors in 1892 with a B.S. degree in electrical and mechanical engineering. At Auburn, he was captain and catcher of the baseball team as well as the manager and left end of the football team. He also served as class president and was the director of the Glee Club.

Upon his graduation at Auburn, he was assistant to the president of the college until 1896, then he made his trek to Clemson.

Riggs later became president of Clemson

on March 7, 1911 and in 1915, a new football stadium with other athletic facilities was named in his honor as Riggs Field. It is currently the home of the Tiger soccer team. In two years of coaching, Riggs guided the Tigers to a career record of 6-3 overall.

## **W. M. WILLIAMS, 1897**

Clemson's second coach, W.M. Williams, was a native of West Point, GA. He played at Auburn on the teams of '94, '95, and '96, under the coaching of John Heisman. He was considered the best blocking halfback in the south.

Williams led Clemson to the state championship and to a 2-2 season. During his time as coach, Clemson played two games in a matter of three days. Clemson was victorious over the Charlotte Y on October 23, but lost to North Carolina 28-0, on October 25.

## **JOHN PENTON, 1898**

The Tigers' third coach, J.A. Penton of Alabama, was captain and starting guard on the University of Virginia teams of '93, '94, and '95. Penton also played fullback at Auburn in '97 under Heisman's coaching. Under Penton, Clemson won 55-0 over Bingham in its first home game, as W.C. Forsythe kicked every point after touchdown (11). In his only season at Clemson, Penton guided Clemson to a 3-1 record and the state championship.

## **JOHN HEISMAN, 1900-1903**

Probably one of the most famous football coaches in America, John Heisman, coached at Clemson from 1900 to 1903. Heisman turned Clemson from virtually an unknown college to a southern powerhouse at the turn of the century.

Heisman attended Brown University, taking the two-year law course offered at that time, and was a center on the football team. In the fall of 1889, he transferred to the University of Pennsylvania. He lettered in football at both schools and graduated from Pennsylvania in 1893.

In the spring of 1894, Walter Riggs was a graduate manager for the football team at Auburn. It fell on his shoulders to find a coach for the season of 1895. Riggs wrote to Carl Williams, the Pennsylvania captain of 1894, asking him to suggest a suitable coach. He replied recommending J.W. Heisman, an ex-Penn player, and his coach at Oberlin.

After several weeks, Riggs finally found Heisman in Texas, where he was engaged in raising tomatoes. Having sunk about all of his capital into the tomato venture, he was glad to go back to his old love and he readily went to coach at Auburn for \$500.00 a year.

His coaching career began at Oberlin in 1892 and lasted 36 years. It included positions at Akron, Auburn, Clemson, Geor-

gia Tech, Penn, Washington and Jefferson, and Rice University. He had an overall career record of 185 wins, 70 losses, and 17 ties.

John Heisman invented the hidden ball trick, the handoff, the double lateral, and the "flea flicker." He pioneered the forward pass, arguing that it would scatter the mob. Coach Heisman also originated the center snap and the word hike (previously the center used to roll the ball on the ground to the quarterback).

Heisman guided Clemson to its first "bowl game" in 1904, when Clemson and Cumberland met on November 26, for the championship of the South. Cumberland, who had earlier defeated Auburn, Alabama, and Vanderbilt, was considered to be champion of the southern states of Louisiana, Mississippi, Alabama, Tennessee, and Kentucky. The game was played on a neutral site, Montgomery, Al. Cumberland and Clemson fought to an 11-11 tie. After the news got back to Clemson that the game ended in a tie, the students and the local townspeople built a bonfire and paraded around the campus.

Overall, Heisman took Clemson to a 19-3-2 record in his four seasons at Clemson. His .833 winning percentage is still the best in Clemson history. He was also the Clemson baseball coach in 1901-1904.

## **SHACK SHEALY, 1904**

Shack Shealy holds the distinction of being the only Clemson player to have coached his alma mater. Shealy lettered at Clemson in 1896, 97, 98, and 99 and later played two years at Iowa State. Shealy was a four-year starter playing right guard, end, and in his senior year, he played in the backfield. Shealy only



**John Heisman**

Three former Clemson coaches are in the College Football Hall of Fame.



coached Clemson one year in 1904, and guided the Tigers to a 3-3-1 record overall, which included wins over Alabama, Georgia, and Tennessee.

#### **ED COCHEMS, 1905**

Ed Cochems lettered at the University of Wisconsin in 1899, 1900, and 1901. Cochems was described as a great halfback or end on the strong Wisconsin teams at the turn of the century, including the undefeated team of 1901. During his playing career, he had a 100-yard kickoff return in a 35-0 win over Chicago in 1901, and had four touchdowns in a game against Notre Dame in 1900. After his playing days, he immediately went into coaching. He was the head coach of North Dakota in 1902 and 1903 and served briefly as an assistant with former teammate, Art Curtis at Wisconsin in 1904.

Cochems led Clemson to a 3-2-1 record overall, including wins over Georgia and Auburn. After his Clemson career, he was head coach and athletic director at St. Louis University in 1906. After the forward pass was legalized in 1906, Cochems did something with the pass at once in his first year at St. Louis, while other coaches stuck



**Eddie Cochems**


with the running game. He taught his players not to throw the ball end-over-end, but instead like a projectile - a spiral. He called this new weapon a projectile pass.

In 1906, St. Louis went undefeated rolling up 407 points while allowing its opponents only 11.

Historians credit Cochems as being the first coach to use and perfect the first legal pass in a game. The first studied refinements in throwing the ball, which led to the spiral, occurred in 1906 under Cochems. Brad Robinson of St. Louis University threw the first forward pass to Jack Schneider in a game played Sept. 5, 1906 in Waukensha against Carroll College.

#### **BOB WILLIAMS, 1906, 1909, 1913-1915**

Bob Williams is probably the only coach in the country to have coached football at two schools that are involved in rivalry. Williams coached football at both Clemson and South Carolina. Before coming to Clemson, he coached at Davidson in 1905.



**Frank Dobson**

He coached at South Carolina for two years and guided the Gamecocks to a 6-1 record in 1902 and an 8-2 slate in 1903.

During his South Carolina career, he administered the most unexpected defeat of Clemson, as he beat a heavily favored John Heisman team, 12-6 in 1902.

Williams served the Tigers as head coach a total of three terms 1906, 1909, and 1913-15. Between the years of 1915 and 1926, Williams practiced law in Roanoke, VA, and was the city's mayor.

One of the highlights of his Clemson career included leading the 1906 Tigers to an undefeated season (4-0-3), which included wins over Georgia, Auburn, Tennessee, and a Heisman-coached Georgia Tech team.

#### **FRANK SHAUGHNESSY, 1907**

Frank Shaughnessy was known for his ability as an administrator in sports as he served many positions, from a professional hockey coach to the commissioner of the International Baseball (Triple A) League.

A graduate in law at Notre Dame, he was captain of the baseball and football teams his junior and senior seasons. After his graduation in 1905, he coached baseball at Notre Dame. The summer before coming to Clemson he played for Ottawa of the Eastern League. That summer, he played left field and had a .352 batting average. He also played with Washington and the Philadelphia A's.

At Clemson he coached the baseball teams in 1907 and 1908, and was head football mentor in 1907, posting a 4-4 record.

During his lifetime, Shaughnessy made his name in baseball, but he took part in many other sports. Besides being a sports legend at Notre Dame, he managed the Ottawa Senators of a professional hockey league and coached football teams at Clemson, Washington and Lee and McGill University. He retired as the president of the International Baseball league.

During his football playing days, in a game against Kansas, Shaughnessy raced 107 yards for the only Irish touchdown as Kansas won, 24-5. Football fields were



**Bob Williams**

110 yards back then and touchdowns were five points. This is still a Notre Dame record.

#### **JOHN STONE, 1908**

John Stone is one of three coaches to have graduated from Vanderbilt and later become a Clemson head football coach. At Vanderbilt, he was a member of the All-Southern Football team for four seasons. He was a big man for his time, standing 6'2". Clemson was 1-6 in 1908, but the Tigers lost many of their star players and substitutes from 1907 due to a college prank that saw as many as 306 students expelled from school.

#### **FRANK DOBSON, 1910-12**

Frank Dobson was a professional baseball player before coming to Clemson as he was the property of the Pittsburgh Nationals. Walter Riggs, President of the Clemson Athletic Association, thought it was unfair to keep shuffling coaches year after year. Riggs offered Dobson a three-year contract, which was the first contract offered and signed by a Clemson coach.

At Clemson, he coached football, basketball and baseball. He was Clemson's first basketball coach, leading Clemson to its only undefeated season in history in the inaugural season 1911-12, (4-0). In 1912-13, Clemson finished the basketball season with a 9-5 record. He was head baseball coach in 1911-1913.

#### **WAYNE HART, 1916**

Wayne Hart coached Clemson in 1916 and led Clemson to a 3-6 finish. Under Hart, the Tigers defeated state rivals Furman and South Carolina.

Hart played three years at tackle for Georgetown. He also played one year at George Washington. He was a member of the All-South Atlantic team for four years. He was also an assistant coach at Georgetown. In 1913, he coached the Washington Vigilants, a professional football team, and did not lose a game. The last two seasons before arriving at Clemson, he coached



various sports at Technical High School in Washington, D. C.

#### **EDWARD DONAHUE, 1917-20**

Edward Donahue had to be one of the most organized men in the country. During the 1918-19 school year, Donahue was head coach of four Clemson sports: football, basketball, baseball, and track. During his four-year career at Clemson, he was basketball and baseball coach for two seasons, and head track coach for one season.

Donahue was an outstanding athlete at Washington and Lee as he played in the backfield on the football team and played catcher on the baseball team. Upon graduation, Donahue was an assistant coach in football and was the head coach in baseball and basketball.

#### **E. J. STEWART, 1921-22**

E. J. Stewart was head football coach for two years at Clemson, 1921-22. However, he coached more than one sport during his stay at Tigertown. In the spring of 1921, Stewart coached the baseball and track teams while conducting spring football practice. In the fall, Stewart's football team went 1-6-2, but he improved to a 5-4 slate in 1922. He went on to coach the track teams in 1922 and 1923.

Stewart played football, baseball, basketball and ran track at Western Reserve University in Ohio. Upon his graduation, he played, organized and served as head coach in Ohio of the Massillon, Ohio Professional football team.

He also coached at Nebraska and the University of Texas. At Nebraska, he led the Cornhuskers to a combined record of 11-4 in 1916-1917. They also won the Missouri Valley Conference title both seasons. After leaving the University of Nebraska, he entered the automobile business as President and Treasurer of the Stewart Motor Co. Because of the economic conditions at the time, he decided to go back into coaching.

#### **BUD SAUNDERS, 1923-26**

Bud Saunders graduated from Missouri in 1911, with a bachelors degree in Law. At Missouri, he played football and basketball. He wanted to play two other sports, but a conference rule at the time forbid an athlete

from participating in more than two sports.

Saunders was football coach at Knox College before coming to Clemson. In football, Saunders coached for four seasons, 1923-1926. He also coached the basketball teams in 1924 and 1925. His best season in football came in 1923, as he led the Tigers to a 5-2-1 slate.

#### **JOSH CODY, 1927-1930**

Josh Cody, fondly known as "big man," will always be a favorite to Clemson fans. Cody, a big man in stature at 6-2, 220 pounds, led Clemson to victories over South Carolina for four straight years. He is the only coach in Clemson history who has been around more than two years who never lost a football game to South Carolina. He also defeated Furman three straight years. Cody had a 13-0-1 record in home games and had a 72 percent winning mark overall, fourth best in Clemson history.

After a 5-3-1 start in 1927, Cody guided Clemson to two 8-3 seasons in 1928 and 1929. On May 6, 1929, to show appreciation to Cody, he was presented with a new buick by the alumni, student body and faculty. This presentation took place in front of Tillman Hall.

In his final season, 1930, the Tigers finished with an 8-2 record. Cody also coached basketball at Clemson for five years and guided Clemson to a 16-9 slate in 1930. During the 1928-30 seasons, he guided Clemson to a 22-4 mark at home.

#### **JESS NEELY, 1931-39**

Clemson played in its first bowl game under Jess Neely in the 1940 Cotton Bowl. The Tigers, unknown at the time, became a household word after beating heavily-favored Boston College 6-3 in the Cotton Bowl Classic. Neely came to Clemson in 1931 and his recruitment of Banks McFadden brought Clemson to another level of competition. In 1938, Neely had Clemson at second place in the Southern Conference with a 7-1-1 record. In 1939, Banks McFadden became Clemson's first All-American, and the team concluded the season with a trip to Dallas for the Cotton Bowl. Neely left Clemson that spring and moved on to Rice, where he took that school to new heights. Neely is a member of the College Football Hall of Fame.

#### **FRANK HOWARD, 1940-69**

Frank Howard succeeded Jess Neely in 1940 when Neely moved on to Rice. Howard got the job when he seconded his own nomination during a meeting of the president and athletic council. Howard signed a one-year contract, then lost the document, and never had another in his 30 years as head coach.

Howard graduated from Alabama in 1931 where he was a football star lineman. He played in the 1930 Rose Bowl, then started his coaching career under Neely at Clemson in 1931, and was a part of a rebirth of Clemson football in the late 1930s. He was an assistant coach on Clemson's 1939 team that posted a 9-1 mark and beat Boston College 6-3 in the Tigers' first bowl game.

In 1940, he began his head coaching career with a bang as he won the Southern Conference championship, the first of eight conference titles Howard won in his coaching career.

Howard had his most successful season in 1948 when he took Clemson to an 11-0 record, the Tigers' first perfect season since 1900. The campaign included a Southern Conference championship, a Gator Bowl win over Missouri, and a number-11 final ranking. He nearly duplicated the feat in 1950 when he guided Clemson to a number-10 AP final ranking, a 9-0-1 finish and a 15-14 win over Miami (FL) in the Orange Bowl.

When he retired in 1969, Howard was the fifth winningest coach in the nation with 165 victories. He had 96 wins as an ACC coach, now second in conference history, and he captured six (five outright and one co-championship) ACC titles, more than any other coach. His teams appeared in six bowl games, 63 of his players were drafted by the NFL and 37 played in the league.

Howard, a native of Barlow Bend, AL, had six Top 20 seasons, won eight conference titles (two Southern and six ACC), won an even 100 conference games and was a two-time ACC Coach-of-the-Year. He coached 25 academic All-ACC selections and five Academic All-Americans. Eleven of his players were chosen on-the-field All-Americans. Howard was inducted into the College Football Hall of Fame in 1989.



**Edward Donahue**  
1995 Clemson Football

**E.J. Stewart**

**Josh Cody**

**Jess Neely**

**Frank Howard**







**Hootie Ingram**



**Red Parker**



**Charley Pell**



**Danny Ford**



**Ken Hatfield**

**HOOTIE INGRAM, 1970-1972**

Hootie Ingram will be best remembered as the coach who made the Tiger Paw famous. Before his first year as head coach in the summer of 1970, Clemson introduced the Tiger Paw as the official logo of Clemson University's Athletic teams.

Ingram graduated from the University of Alabama in 1955. He also received his master's in school administration from Alabama and is now athletic director for the Crimson Tide program.

The native of Tuscaloosa, AL was an All-Southeastern Conference defensive back for the Crimson Tide his senior year.

Ingram had his best year at Clemson during the 1971 campaign with a 5-6 overall record. He also finished second in the ACC with a 4-2 league mark in 1971.

**RED PARKER, 1973-76**

Red Parker coached at Clemson for four years. His 1974 team lived up to the theme "Excitement Galore, Clemson Football '74." It finished the season with a 7-4 record (6-0 at home), with wins over Georgia, Georgia Tech and South Carolina.

Before arriving at Clemson, Red Parker spent seven years at The Citadel from 1966 through 1972. During this time, he guided the Bulldogs to a fine 8-3 finish in 1971.

Parker earned a BA degree in Physical Education from Arkansas A&M in 1953. Prior to his graduation, he earned three letters each in football, basketball and track, as a running back-defensive back, second baseman-shortstop, and sprinter.

**CHARLEY PELL, 1977-78**

Charley Pell authored college football's Cinderella story in 1977.

The Albertville, AL product took a Clemson team that was 3-6-2 in 1976, and led the '77 Tigers to a sparkling 8-2-1 regular season mark and a berth in the Gator Bowl. It was Clemson's first final Top 20 season since 1959. He coached Clemson to a 10-1 regular season in 1978 before he left to become head coach at Florida. Clemson's 1978 team beat Ohio State in the Gator Bowl and finished sixth in the final AP poll in only his second year as head coach of Clemson.

He was a near unanimous choice as ACC Coach-of-the-Year in 1977 and 1978, the first coach, regardless of sport, to win ACC Coach-of-the-Year honors in each of his first two years. A two-way starter and three-year letterwinner at Alabama, Pell was a member

of the Crimson Tide's 1961 National Championship team.

He came to Clemson in 1976 and served as assistant head coach and defensive coordinator that year.

**DANNY FORD, 1979-89**

Danny Ford had an auspicious beginning to his head coaching career. He gained a 17-15 win over Ohio State in the 1978 Gator Bowl in a game shown on national television. The 30-year-old coach, youngest in Division I at the time, also defeated a college football legend in a contest that truly put Clemson football on the map as he beat Woody Hayes in the latter's last game. Ford had taken over the coaching reigns on December 10, 1978 when Charley Pell resigned to become head coach at Florida.

Ford kept things going in 1979 with wins over Georgia and Notre Dame and another trip to a bowl, this time the Peach Bowl. In 1981, he helped Clemson reach the summit of college football by winning the National Championship. His Tigers downed three top 10 teams during the course of the 12-0 season that concluded with a 22-15 victory over Nebraska in the Orange Bowl. Ford was named National Coach-of-the-Year.

The victories continued in 1982 and 1983 as Clemson had consecutive 9-1-1 seasons. The Tigers finished in the top 12 in both seasons, and thus had a 30-2-2 record over a three-year period, best in the nation.

Clemson won three straight ACC titles under his guidance between 1986 and 1988. In 1989, Clemson registered a 10-2 season and top 12 national ranking, the fourth straight season Clemson finished in the final AP top 20. He closed his career with a 27-7 win over West Virginia in the Gator Bowl, his sixth bowl win in eight tries and his fourth in succession.

Ford was the third winningest active coach in the nation on a percentage basis at the end of the 1989 season. He finished with a 96-29-4 career ledger at Clemson and remains the only coach in ACC history with over a 70 percent winning mark (min. four years). He finished with a 76 percent winning percentage and five ACC titles, second only to Frank Howard's six crowns.

The 1969 Alabama graduate is still the youngest coach to win the national title, as he was just 33-years-old when the Tigers shocked the college football world in 1981. He coached 71 first-team All ACC selections and 26 All-Americans. Forty-two of his former Tigers were drafted by the NFL, and

he earned 18 wins over Associated Press top 20 teams during his career, more than any other ACC coach. Additionally, eight of his former players won Super Bowl Championship rings. At one stretch his teams were ranked in the AP top 20 for 41 consecutive polls, a Clemson record.

Ford was an All-SEC selection and was also an All-SEC Academic choice at Alabama. He attended Alabama initially on a basketball/football scholarship but played only football after his freshman year. He played in three bowl games for Alabama. He is now the head coach at Arkansas.

**KEN HATFIELD, 1990-93**

Ken Hatfield led the Tigers to a 32-13-1 record over his four year tenure, led the squad to three bowl appearances and an ACC Championship. With a victory over Illinois in the 1991 Hall of Fame Bowl, Hatfield became the first Clemson coach to win 10 games in his first year and his .833 winning percentage was the best for a first-year Clemson coach since 1900, when John Heisman was 6-0. That season included six wins over teams with winning records, more than any other team that year with the exception of National Champion Georgia Tech.

Hatfield was also just the eighth coach in the previous 13 years to take a team to a Top 10 AP final ranking in his first year with the program, as the Tigers finished the season ranked ninth in the AP poll. The Helena, AR, native would also lead the 1991 and 1993 teams to top 25-rankings. Clemson became the third school that Hatfield had coached to a Top-20 ranking, as his 1983 Air Force team ranked 15th and he led four Arkansas teams to top-20 rankings. Only six coaches in NCAA history have accomplished that feat.

Arkansas won back-to-back conference championships in 1988 and 1989 under Hatfield's guidance. He was named the Southwest Conference Coach-of-the-Decade by the **Houston Post**.

Hatfield played for three years at Arkansas (1962-64) and was a starter on the National Championship team of 1964. A defensive back, he earned his fame as the nation's top punt returner in 1963 and 1964. He still ranks as the only college football player ever to finish in the top two in the nation in punt returns three straight seasons, as he finished second nationally in 1962. He is now the head coach at Rice University.



# Coaching Records

No.	Coach	Alma Mater	Years	Yrs	Gms	Conf. Champ	Top 25 Years	Games by 7 or less	ACC/ SC	vs. AP Top 25
1	Walter Riggs	Auburn 1893	1896, 1899	2	9	NA	NA	0-1	NA	NA
2	William Williams	Auburn 1896	1897	1	4	NA	NA	0-0	NA	NA
3	John Penton	Auburn 1898	1898	1	4	NA	NA	0-0	NA	NA
4	John Heisman	Pennsylvania 1892	1900-03	4	24	NA	NA	2-3-2	NA	NA
5	Shack Shealy	Clemson '00	1904	1	7	NA	NA	1-2-1	NA	NA
6	Eddie Cochems	Wisconsin '01	1905	1	6	NA	NA	1-1-1	NA	NA
7	Bob Williams	Virginia '02	1906, 09, 13-15	5	41	NA	NA	8-5-6	NA	NA
8	Frank Shaughnessy	Notre Dame '05	1907	1	8	NA	NA	2-2	NA	NA
9	John Stone	Vanderbilt, '08	1908	1	7	NA	NA	0-3	NA	NA
10	Frank Dobson	Peddie Inst.	1910-12	3	24	NA	NA	0-2-1	NA	NA
11	Wayne Hart	Georgetown, KY '12	1916	1	9	NA	NA	1-1	NA	NA
12	Edward Donahue	Washington & Lee '16	1917-20	4	36	NA	NA	4-4-3	NA	NA
13	E.J. Stewart	Case Western Reserve	1921-22	2	18	0	NA	1-1-2	1-5	NA
14	Bud Saunders	Missouri '11	1923-26	4	33	0	NA	5-4-1	1-11-1	NA
15	Josh Cody	Vanderbilt '17	1927-30	4	41	0	NA	9-2-1	8-7	NA
16	Jess Neely	Vanderbilt '23	1931-39	9	85	0	1	14-14-7	17-11-2	1-0
17	Frank Howard	Alabama '31	1940-69	30	295	8	6	49-44-12	*100-48-5	9-36-1
18	Hootie Ingram	Alabama '55	1970-72	3	33	0	0	4-3	8-10	1-5
19	Red Parker	Arkansas A&M '53	1973-76	4	44	0	0	9-8-2	10-11-1	0-5
20	Charley Pell	Alabama '61	1977-78	2	23	1	2	6-2-1	10-1-1	2-3
21	\$Danny Ford	Alabama '70	1979-89	11	129	5	7	26-19-4	56-15-1	18-11-1
22	Ken Hatfield	Arkansas '65	1990-93	4	46	1	3	8-5-1	19-10-1	7-7
23	#Tommy West	Tennessee '76	1993	1	12	0	0	1-2-0	4-4	1-2
				99	938	15	19	151-128-45	234-133-12 (.535)	39-69-2 (.635)

\$ - coached one game in 1978

# - coached one game in 1993

(.364)

\* - includes 66-30-2 (.684) vs. ACC teams

No.	Coach	Sept	Oct	Nov	Jan/Dec	Bowl	Home	Away	Neut.	Overall	Pct.
1	William Riggs	0-0	2-2	4-1	0-0	NA	0-0	3-3	3-0	6-3	.667
2	William Williams	0-0	1-2	1-0	0-0	NA	0-0	2-2	0-0	2-2	.500
3	John Penton	0-0	1-1	2-0	0-0	NA	1-0	1-1	1-0	3-1	.750
4	John Heisman	0-0	10-2-1	9-1-1	0-0	NA	4-0	11-2-1	4-1-1	19-3-2	.833
5	Shack Shealy	0-0	2-2	1-1-1	0-0	0-0	1-1	2-1-1	0-1	3-3-1	.500
6	Eddie Cochems	0-0	2-0-1	1-2	0-0	0-0	0-0-1	2-2	1-0	3-2-1	.583
7	Bob Williams	2-0	9-7-5	10-7-1	0-0	0-0	6-1-2	11-9-3	4-4-1	21-14-6	.585
8	Frank Shaughnessy	1-0	2-1	1-3	0-0	0-0	2-2	1-1	1-1	4-4	.500
9	John Stone	1-0	0-3	0-3	0-0	0-0	1-1	0-3	0-2	1-6	.143
10	Frank Dobson	1-0	6-6	4-6-1	0-0	0-0	4-3	6-6	1-3-1	11-12-1	.479
11	Wayne Hart	1-0	1-3	1-3	0-0	0-0	2-1	1-1	0-4	3-6	.333
12	Edward Donahue	4-0	7-7-1	10-5-2	0-0	0-0	10-3-1	6-8-2	5-1	21-12-3	.625
13	E.J. Stewart	0-1	4-3-1	2-5-1	0-1	0-0	4-2	2-7-1	0-1-1	6-10-2	.389
14	Bud Saunders	2-2-1	4-10	4-10	0-0	0-0	7-7-1	3-13	0-2	10-22-1	.318
15	Josh Cody	6-0-1	16-1	7-9	0-1	0-0	13-0-1	9-8	7-3	29-11-1	.720
16	Jess Neely	10-4-2	15-18-3	17-13-2	1-0	1-0	16-4-2	20-26-4	7-5-1	43-35-7	.547
17	Frank Howard	34-18-4	54-57-4	72-39-4	5-4	3-3	81-30-2	77-82-10	7-6	165-118-12	.580
18	Hootie Ingram	3-5	6-8	3-8	0-0	0-0	7-9	3-12	2-0	12-21	.364
19	Red Parker	3-8-1	6-10-1	8-7	0-0	0-0	12-9-1	5-16-1	0-0	17-25-2	.409
20	Charley Pell	4-2	9-0	5-1-1	0-1	0-1	9-2	9-1-1	0-1	18-4-1	.804
21	\$Danny Ford	26-11-2	36-8	28-8-2	6-2	6-2	53-12-3	36-15-1	7-2	96-29-4	.760
22	Ken Hatfield	10-4	11-5-1	10-3	1-1	1-1	22-3-1	8-9	2-1	32-13-1	.706
23	#Tommy West	1-2	2-3	2-1	1-0	1-0	4-2	1-4	1-0	6-6-0	.500
		109-57-11 (.647)	206-159-18 (.561)	202-136-16 (.594)	14-10 (.583)	12-7 (.632)	259-92-15 (.728)	219-232-25 (.487)	53-38-5 (.571)	531-362-45	.590



Josh Cody



Red Parker



Jess Neely



Ken Hatfield

Five different Clemson coaches have won a bowl game.





# Coaching Records by Opponent

## Walter Riggs (1989, 1989)

Opponent	W	L	T	PCT.	CU	OPP
Auburn	0	1	0	.000	0	34
Davidson	1	0	0	1.000	10	0
Furman	1	0	0	1.000	14	6
Georgia	0	1	0	.000	0	11
Georgia Tech	1	0	0	1.000	41	5
N. Carolina A&M	1	0	0	1.000	24	0
South Carolina	1	1	0	.500	40	12
Wofford	1	0	0	1.000	16	0
Totals	6	3	0	.667	145	68

## W. M. Williams (1897)

Opponent	W	L	T	PCT.	CU	OPP
Charlotte YMCA	1	0	0	1.000	10	0
Georgia	0	1	0	.000	0	24
North Carolina	0	1	0	.000	0	28
South Carolina	1	0	0	1.000	20	6
Totals	2	2	0	.500	30	58

## John Penton (1898)

Opponent	W	L	T	PCT.	CU	OPP
Bingham Military	1	0	0	1.000	55	0
Georgia	0	1	0	.000	8	20
Georgia Tech	1	0	0	1.000	23	0
South Carolina	1	0	0	1.000	24	0
Toals	3	1	0	.750	110	20

## John Heisman (1900-03)

Opponent	W	L	T	PCT.	CU	OPP
Alabama	1	0	0	1.000	35	0
Auburn	1	0	0	1.000	16	0
Cumberland (TN)	0	0	1	.500	11	11
Davidson	2	0	0	1.000	88	0
Furman	1	0	0	1.000	28	0
Georgia	4	0	0	1.000	133	10
Georgia Tech	2	0	0	1.000	117	5
Guilford	1	0	0	1.000	122	0
North Carolina	1	1	0	.500	28	21
N. Carolina A&M	2	0	0	1.000	35	5
Tennessee	1	0	1	.750	17	6
South Carolina	1	1	0	.500	57	12
Virginia Tech	1	1	0	.500	23	22
Wofford	1	0	0	1.000	21	0
Totals	19	3	2	.833	731	92

## Shack Shealy (1904)

Opponent	W	L	T	PCT.	CU	OPP
Alabama	1	0	0	1.000	18	0
Auburn	0	1	0	.000	0	5
Georgia	1	0	0	1.000	10	0
Georgia Tech	0	0	1	.500	11	11
N. Carolina St.	0	1	0	.000	0	18
Sewanee	0	1	0	.000	5	11
Tennessee	1	0	0	1.000	6	0
Totals	3	3	1	.500	50	45

## Eddie Cochems (1905)

Opponent	W	L	T	PCT.	CU	OPP
Alabama	1	0	0	1.000	25	0
Auburn	1	0	0	1.000	26	0
Georgia	1	0	0	1.000	35	0
Georgia Tech	0	1	0	.000	10	17
Tennessee	0	0	1	.500	5	5
Vanderbilt	0	1	0	.000	0	41
Totals	3	2	1	.583	101	63

## Bob Williams (1906, 1909, 1913-15, 1926)

Opponent	W	L	T	PCT.	CU	OPP
Alabama	0	2	0	.000	0	23
Auburn	1	3	0	.250	6	66
Citadel	3	1	0	.750	44	18
Davidson	2	0	3	.700	29	14
Florida	0	1	0	.000	0	33
Furman	2	1	0	.667	151	30
Georgia	3	2	0	.600	61	44
Georgia Tech	1	3	0	.250	19	89

Gordon Military	1	0	0	1.000	26	0
Mercer	1	0	0	1.000	52	0
North Carolina	0	1	0	.000	7	9
N. Carolina St.	0	0	1	.500	0	0
Port Royal Marines	1	0	0	1.000	19	0
South Carolina	3	1	1	.700	67	30
Tennessee	2	1	0	.667	19	27
Virginia Military	1	1	0	.500	30	29
Virginia Tech	0	1	1	.250	0	6
Wofford	0	1	0	.000	0	3
Totals	21	19	6	.522	530	421

\* Bob Williams was appointed to succeed W. H. Saunders, who resigned October 4, 1926. The last five games of the 1926 season are credited to the record of Coach Williams.

## Frank Shaughnessy (1907)

Opponent	W	L	T	PCT.	CU	OPP
Auburn	0	1	0	.000	0	12
Davidson	0	1	0	.000	6	10
Georgia	0	1	0	.000	0	8
Georgia Tech	1	0	0	1.000	6	5
Gordon Military	1	0	0	1.000	5	0
Maryville	1	0	0	1.000	35	0
North Carolina	1	0	0	1.000	15	6
Tennessee	0	1	0	.000	0	4
Totals	4	4	0	.500	67	45

## John Stone (1908)

Opponent	W	L	T	PCT.	CU	OPP
Davidson	0	1	0	.000	0	13
Georgia	0	1	0	.000	0	8
Georgia Tech	0	1	0	.000	6	30
Gordon Military	1	0	0	1.000	15	0
Tennessee	0	1	0	.000	5	6
Virginia Tech	0	1	0	.000	0	6
Vanderbilt	0	1	0	.000	0	41
Totals	1	6	0	.143	26	104

## Frank Dobson (1910-12)

Opponent	W	L	T	PCT.	CU	OPP
Auburn	0	3	0	.000	6	73
Citadel	3	0	0	1.000	102	14
Florida	0	1	0	.000	5	6
Georgia	0	2	1	.167	6	49
Georgia Tech	0	3	0	.000	0	85
Gordon Military	1	0	0	1.000	26	0
Samford	3	0	0	1.000	98	0
Mercer	1	2	0	.333	27	36
Riverside Military	1	0	0	1.000	26	0
South Carolina	2	1	0	.667	58	22
Totals	11	12	1	.479	354	285

## Wayne Hart (1916)

Opponent	W	L	T	PCT.	CU	OPP
Auburn	0	1	0	.000	0	28
Citadel	0	1	0	.000	0	3
Davidson	0	1	0	.000	0	33
Furman	1	0	0	1.000	7	6
Georgia	0	1	0	.000	0	26
Presbyterian	1	0	0	1.000	40	0
South Carolina	1	0	0	1.000	27	0
Tennessee	0	1	0	.000	0	14
Virginia Military	0	1	0	.000	7	37
Totals	3	6	0	.333	81	147

## Edward Donahue (1917-20)

Opponent	W	L	T	PCT.	CU	OPP
Auburn	0	3	0	.000	0	35
Camp Hancock	0	1	0	.000	13	66
Camp Sevier	1	0	0	1.000	65	0
Citadel	4	0	0	1.000	86	0
Davidson	2	1	0	.667	23	21
Erskine	2	0	0	1.000	79	0
Florida	1	0	0	1.000	55	7
Furman	2	1	1	.625	112	28
Georgia	0	1	1	.250	0	55
Georgia Tech	0	3	0	.000	0	63

Newberry	1	0	0	1.000	26	6
Presbyterian	2	0	1	.833	39	14
South Carolina	3	1	0	.750	79	22
Tennessee	1	1	0	.500	14	26
Wofford	2	0	0	1.000	40	23
Totals	21	12	3	.625	631	366

## E. J. Stewart (1921-22)

Opponent	W	L	T	PCT.	CU	OPP
Auburn	0	1	0	.000	0	56
Centre	0	2	0	.000	0	35
Citadel	1	0	1	.750	25	7
Erskine	1	1	0	.500	52	13
Florida	0	1	0	.000	14	47
Furman	0	1	1	.250	6	20
Georgia	0	1	0	.000	0	28
Georgia Tech	0	2	0	.000	14	69
Newberry	1	0	0	1.000	57	0
Presbyterian	2	0	0	1.000	47	0
South Carolina	1	1	0	.500	3	21
Totals	6	10	2	.389	218	296

## W. H. Saunders (1923-26)

Opponent	W	L	T	PCT.	CU	OPP
Auburn	0	3	1	.125	6	73
Centre	0	1	0	.000	7	28
Citadel	1	1	0	.500	6	20
Davidson	1	1	0	.500	12	7
Elon	1	0	0	1.000	60	0
Erskine	1	0	0	1.000	7	0
Florida	0	1	0	.000	0	42
Furman	1	2	0	.333	7	35
Kentucky	0	1	0	.000	6	19
Newberry	1	0	0	1.000	32	0
N. C. State	1	0	0	1.000	7	3
Presbyterian	2	2	0	.500	43	28
South Carolina	1	2	0	.333	7	42
Virginia Tech	0	2	0	.000	12	75
Wofford	0	1	0	.000	0	13
Totals	10	17	1	.375	212	385

\* W. H. Saunders resigned October 4, 1926. The first four games of the 1926 season are credited to his record, including the N. C. State game of that year, which was coached by assistants Cul Richards and Frank Padgett five days after Coach Saunders resigned.

## Josh Cody (1927-30)

Opponent	W	L	T	PCT.	CU	OPP
Auburn	3	0	0	1.000	35	7
Citadel	3	1	0	.750	46	19
Davidson	2	0	0	1.000	38	14
Erskine	2	0	0	1.000	77	6
Florida	0	3	0	.000	13	67
Furman	3	1	0	.750	46	53
Georgia	0	1	0	.000	0	32
Kentucky	0	1	0	.000	6	44
Mississippi	0	1	0	.000	7	26
Newberry	3	0	0	1.000	173	0
N. C. State	3	1	0	.750	66	18
Presbyterian	1	0	1	.750	28	7
South Carolina	4	0	0	1.000	93	21
Tennessee	0	1	0	.000	0	27
Virginia Military	2	1	0	.667	44	12
Wofford	3	0	0	1.000	68	0
Totals	29	11	1	.720	740	353

## Jess Neely (1931-39)

Opponent	W	L	T	PCT.	CU	OPP
Alabama	0	4	0	.000	7	179
Army	0	1	0	.000	6	21
Boston College	1	0	0	1.000	6	3
Citadel	4	1	0	.800	51	12
Davidson	0	0	1	.500	7	7
Duke	0	3	0	.000	18	83
Erskine	1	0	0	1.000	19	0
Florida	1	0	0	1.000	10	9
Furman	3	4	2	.444	37	43
Geo. Washington	2	0	1	.833	40	6

Danny Ford's teams scored exactly 3,333 points.



Georgia	0	2	0	.000	18	46
Georgia Tech	1	4	0	.200	37	103
Kentucky	1	2	0	.333	20	14
Mercer	2	1	0	.667	45	13
Mississippi	0	1	0	.000	0	13
Navy	1	0	0	1.000	15	7
N. C. State	4	1	0	.800	52	25
Oglethorpe	0	1	0	.000	0	12
Presbyterian	7	0	2	.889	159	12
South Carolina	6	3	0	.667	177	60
Southwestern (TN)	1	0	0	1.000	21	6
Tennessee	0	2	0	.000	7	64
Tulane	1	2	0	.333	19	24
Virginia Military	0	1	1	.250	13	14
Virginia Tech	2	0	0	1.000	48	7
Wake Forest	5	1	0	.833	85	20
Wofford	0	1	0	.000	13	14
Totals	43	35	7	.547	930	817

#### Frank Howard (1940-69)

Opponent	W	L	T	PCT.	CU	OPP
Alabama	0	4	0	.000	37	98
Auburn	5	12	1	.306	268	399
Boston College	6	4	1	.591	239	185
Citadel	3	0	0	1.000	113	13
Colorado	0	1	0	.000	21	27
Davidson	1	0	0	1.000	26	6
Duke	6	5	0	.545	156	157
Duquesne	4	0	0	1.000	162	53
Florida	1	2	1	.375	64	102
Fordham	0	0	1	.500	12	12
Furman	19	0	0	1.000	655	154
Geo. Washington	1	1	0	.500	19	7
Georgia	1	11	1	.115	127	276
Georgia Pre-Flight	0	1	0	.000	6	32
Georgia Tech	2	12	0	.143	116	310
Jacksonville Navy	0	1	0	.000	6	24
Kentucky	0	1	0	.000	14	27
Louisiana State	0	1	0	.000	0	7
Maryland	8	9	1	.472	251	250
Miami (FL)	1	4	0	.200	28	95
Mississippi State	1	0	1	.750	28	14
Missouri	2	0	0	1.000	58	23
North Carolina	9	4	0	.692	221	173
N. C. State	17	7	0	.708	316	169
Oklahoma	0	1	0	.000	14	31
Pacific (CA)	0	1	0	.000	7	21
Pensacola Navy	1	0	0	1.000	7	6
Presbyterian	17	1	0	.944	789	78
Rice	3	2	0	.600	73	75
South Carolina	13	15	2	.467	411	411
S. California	0	1	0	.000	0	30
Southwestern (TN)	0	0	1	.500	12	12
Tennessee	0	1	0	.000	7	26
Texas Christian	2	1	0	.667	36	21
Tulane	2	3	0	.400	101	129
Vanderbilt	1	1	0	.500	32	29
Villanova	0	1	0	.000	7	14
Virginia	11	0	0	1.000	280	105
Virginia Military	2	1	1	.625	100	31
Virginia Tech	5	1	0	.833	111	54
Wake Forest	20	8	1	.707	584	377
Wofford	1	0	0	1.000	26	0
Totals	165	118	12	.580	5540	4063

#### Hootie Ingram (1970-72)

Opponent	W	L	T	PCT.	CU	OPP
Auburn	0	2	0	.000	13	79
Citadel	2	0	0	1.000	37	0
Duke	1	2	0	.333	13	28
Florida State	0	1	0	.000	13	38
Georgia	0	2	0	.000	0	66
Georgia Tech	0	3	0	.000	30	83
Kentucky	0	1	0	.000	10	13
Maryland	2	1	0	.667	50	56
North Carolina	0	3	0	.000	30	94
N. C. State	0	2	0	.000	40	73
Oklahoma	0	1	0	.000	3	52
Rice	0	1	0	.000	10	29

South Carolina	2	1	0	.667	56	51
Virginia	3	0	0	1.000	96	53
Wake Forest	2	1	0	.667	61	45
Totals	12	21	0	.364	462	760

#### Red Parker (1973-76)

Opponent	W	L	T	PCT.	CU	OPP
Alabama	0	1	0	.000	0	56
Citadel	2	0	0	1.000	24	19
Duke	2	1	1	.625	80	64
Florida State	1	1	0	.500	22	55
Georgia	1	3	0	.250	49	131
Georgia Tech	1	2	1	.375	94	103
Maryland	0	4	0	.000	33	111
North Carolina	3	1	0	.750	152	123
N. C. State	0	4	0	.000	44	143
South Carolina	2	2	0	.500	107	118
Tennessee	0	2	0	.000	47	50
Texas A&M	0	2	0	.000	15	54
Tulane	0	1	0	.000	13	17
Virginia	2	0	0	1.000	60	36
Wake Forest	3	1	0	.750	86	51
Totals	17	25	2	.409	826	1131

#### Charley Pell (1977-78)


Opponent	W	L	T	PCT.	CU	OPP
Citadel	1	0	0	1.000	58	3
Duke	2	0	0	1.000	45	19
Georgia	1	1	0	.500	7	18
Georgia Tech	1	0	0	1.000	31	14
Maryland	1	1	0	.500	42	45
North Carolina	1	0	1	.750	26	22
N. C. State	2	0	0	1.000	40	13
Notre Dame	0	1	0	.000	17	21
Pittsburgh	0	1	0	.000	3	34
South Carolina	2	0	0	1.000	72	50
Villanova	1	0	0	1.000	31	0
Virginia	2	0	0	1.000	61	14
Virginia Tech	2	0	0	1.000	69	20
Wake Forest	2	0	0	1.000	77	6
Totals	18	4	1	.804	579	279

\* Charley Pell resigned December 4, 1978.

All regular season games of the 1978 season are credited to his record.

#### Danny Ford (1979-89)

Opponent	W	L	T	PCT.	CU	OPP
Appalachian State	1	0	0	1.000	40	7
Baylor	0	1	0	.000	18	24
Boston College	0	1	1	.250	33	48
Citadel	1	0	0	1.000	24	0



Danny Ford beat Ohio State in the 1978 Gator Bowl, his first game as Clemson coach.

Duke	9	2	0	.818	363	180
Florida State	1	1	0	.500	55	47
Furman	3	0	0	1.000	74	3
Georgia	4	4	1	.500	152	153
Georgia Tech	4	3	0	.571	169	114
Kentucky	2	1	0	.667	52	35
Maryland	6	4	1	.591	300	249
Minnesota	0	1	0	.000	13	20
Nebraska	1	0	0	1.000	22	15
North Carolina	9	2	0	.818	243	128
N. C. State	6	5	0	.545	253	214
Notre Dame	1	0	0	1.000	16	10
Ohio State	1	0	0	1.000	17	15
Oklahoma	1	0	0	1.000	13	6
Penn State	1	0	0	1.000	35	10
Rice	1	0	0	1.000	19	3
South Carolina	7	3	1	.682	258	141
Stanford	1	0	0	1.000	27	21
Tulane	1	0	0	1.000	13	5
Virginia	11	0	0	1.000	356	141
Virginia Tech	7	1	0	.875	174	81
Wake Forest	11	0	0	1.000	397	183
West Virginia	1	0	0	1.000	27	7
Western Carolina	4	0	0	1.000	125	30
Wofford	1	0	0	1.000	45	10
Totals	96	29	4	.760	3333	1900

#### Ken Hatfield (1990-93)

Opponent	W	L	T	PCT.	CU	OPP
Appalachian State	2	0	0	1.000	82	0
Ball State	1	0	0	1.000	24	10
Duke	4	0	0	1.000	93	44
California	0	1	0	.000	13	37
East Tennessee St.	1	0	0	1.000	27	0
Florida State	0	2	0	.000	20	81
Georgia	1	1	0	.500	46	30
Georgia Tech	2	2	0	.500	60	61
Illinois	1	0	0	1.000	30	0
Long Beach State	1	0	0	1.000	59	0
Maryland	3	1	0	.750	110	77
Nevada-Las Vegas	1	0	0	1.000	24	14
North Carolina	3	1	0	.750	81	40
N. C. State	3	1	0	.750	79	70
South Carolina	3	1	0	.750	94	76
Temple	1	0	0	1.000	37	7
UT-Chattanooga	1	0	0	1.000	54	3
Virginia	2	1	1	.625	79	82
Wake Forest	2	2	0	.500	83	54
Totals	32	13	1	.707	1095	686

\* Ken Hatfield resigned November 24, 1993. All regular season games of that year are credited to his record.

#### Tommy West (1993-present)

Opponent	W	L	T	PCT.	CU	OPP
Duke	0	1	0	.000	13	19
Florida St.	0	1	0	.000	0	17
Furman	1	0	0	1.000	27	6
Georgia	0	1	0	.000	14	40
Georgia Tech	1	0	0	1.000	20	10
Kentucky	1	0	0	1.000	14	13
Maryland	1	0	0	1.000	13	0
North Carolina	1	0	0	1.000	28	17
N.C. State	0	1	0	.000	12	29
South Carolina	0	1	0	.000	7	33
Wake Forest	1	0	0	1.000	24	8
Virginia	0	1	0	.000	6	9
Totals	6	6	0	.500	178	201

# Tommy West became head coach November 29, 1993. The 1993 Peach Bowl victory is credited to his record.



# Hall of Famer, John Heisman

A name synonymous with not only the early years of Clemson football but the collegiate game is John Heisman.

A stern disciplinarian, he expected his players to be of high character and performance both on the football field and in the classroom.

Heisman coached the Tigers in 1900-1903 and was responsible for putting the Clemson name among the annals of the great early collegiate teams.

Heisman was brought to Clemson by a professor and later University President, Walter Riggs. In the spring of 1894, Riggs was a graduate manager for the Auburn football team, and he was responsible for finding a coach for the 1895 season. Riggs wrote to Carl Williams of Pennsylvania, captain of the 1894 team, asking him to suggest a suitable coach. He replied recommending J.W. Heisman, an ex-Penn player, and his coach at Oberlin a few years earlier.

After several weeks, Riggs finally found Heisman in Texas, where he was engaged in raising tomatoes. Having sunk about all of his capital into the tomato venture, he was glad to go back to his old love of football and he readily went to coach at Auburn for \$500.00 a year. Riggs later was hired as a professor at Clemson and he hired Heisman at Clemson in 1900. (Riggs started the Clemson football program in 1896 and was head coach in 1896 and 1899).

Heisman began his coaching career at Oberlin in 1892 and lasted 36 years in the profession. His career included positions at Akron, Auburn, Clemson, Georgia Tech, Penn, Washington and Jefferson, and Rice University. He had an overall career record of 185 wins, 70 losses, and 17 ties.

He invented the hidden ball trick, the handoff, the double lateral, and the "Flea flicker." He pioneered the forward pass, and originated the center snap and the word "hike" (previously the center used to roll the ball on the ground to the quarterback).

Heisman took Clemson to a 19-3-2 record in his four seasons. His .833 winning pct. is still the best in Clemson history. He was also the Clemson baseball coach between 1901-1904.

Clemson was a powerhouse during his tenure and was a most feared opponent. His secret was that he depended on smart, quick players rather than large size and brawn.

William Heisman, a nephew of John Heisman often told a story on how his famous uncle stressed academics.

"I remember a story Coach Heisman

used to tell me about this famous football player he confronted in the locker room before a big game. My uncle came busting through the door and went over to this guy and said, 'You can't play today because you haven't got your grades up to par.' The player looked up at my uncle and said, 'Coach, don't you know that the sportswriters call this toe on my right foot the million-dollar toe?' My uncle snapped back right quick and said, 'What good is it if you only have a fifteen-cent head?'"

Another favorite Heisman story was the speech he used to make before a season began. Heisman would face his recruits holding a football. "What is it?" he would sharply ask. Then he would tell his players, "a football was a prolate spheroid, an elongated sphere—in which the outer leather casing is drawn up tightly over a somewhat smaller rubber tubing." Then after a long pause he would say, "better to have died as a small boy than to fumble this football."

Heisman broke down football into these percentages: talent 25%; mentality 20%; aggressiveness 20%; speed 20%; and weight 15%. He considered coaching as being a master-commanding, even dictatorial. He has no time to say 'please' or 'mister', and he must be occasionally severe, arbitrary, and something of a czar."

On November 29, 1900, Clemson defeated Alabama 35-0, which allowed

Heisman's team to finish the season undefeated with a 6-0 record. This was Clemson's first undefeated team and was the only team to win all of its games in a season until the 1948 squad went 11-0. The Tigers only allowed two touchdowns the entire 1900 season.

Clemson opened the 1901 season with a 122-0 win over Guilford. The Tigers averaged 30 yards per play and a touchdown every minute and 26 seconds. The first half lasted 20 minutes while the second half lasted only 10 minutes. Legend has it that every man on the Clemson team scored a touchdown in this game.

In his third season, on November 27, 1902, Clemson played in the snow for the first time in a game against Tennessee. The Tigers won the game, 11-0, and claimed the Southern Intercollegiate Athletic Association crown. (An early conference that had several southern colleges and universities as members).

In his final season in 1903, Clemson defeated Georgia Tech 73-0 on October 17, 1903. Clemson rushed the ball 55 times for 615 yards, while Tech ran the ball 35 times and collected 28 yards. The second half was shortened to 15 minutes.

On November 24, 1903 Clemson's participated in its "First Bowl Game" as Clemson and Cumberland met on this date for the Championship of the South. The contract for the game was drawn up just two weeks before the game was to be played. Cumberland who had earlier defeated Auburn, Alabama, and Vanderbilt was considered to be champion of the southern states of Louisiana, Mississippi, Alabama, Tennessee, and Kentucky. While Clemson was considered to be the best team in Virginia, North Carolina, South Carolina and Georgia. The game was played on a neutral site, Montgomery, AL. Cumberland and Clemson fought to a 11-11 tie. In this game, John Maxwell scored as a result of a 100 yard kickoff return. After the news came back to Clemson that the game ended in a tie, the students and the local townspeople built a bonfire and paraded around the campus.

John Heisman's 19-3-2 record is still the best in Clemson history on a percentage basis. The man named after the famous trophy that each year honors the best player in college football, holds the distinction of building the early foundation of Clemson's football tradition.



**Hall of Famer John Heisman coached Clemson to its first perfect season.**



# Hall of Famer, Jess Neely

Perhaps one of Clemson's most beloved coaches was Jess Neely.

Neely influence and inspiration is still present today as the IPTAY Scholarship Club was founded during his coaching tenure. IPTAY is the lifeblood of the Clemson Athletic Department. It provides funds for athletic scholarships and capital improvements.

Thousands of athletes have benefitted through the IPTAY Scholarship fund since its inception in 1934. That first year of IPTAY, Neely and his staff convinced 160 people to pay \$10.00 a year to Clemson, for a grand total of \$1,600 the first year, (not bad during the middle of the great depression.)

Neely was head coach at Clemson from 1931 through 1939 and spent the next 26 years at Rice University in Houston.

Neely coached Clemson to its first bowl game, the 1940 Cotton Bowl, where the Tigers capped a 9-1-0 season by beating Boston College 6-3. Clemson ended the season ranked 12th in the final Associated Press poll, its first top 20 season in history. Boston College was ranked 11th going into the game and it was Clemson's first win over a top 20 team in its history. The team featured the play of Banks McFadden Clemson's first Associated Press All-American. Clemson had a 43-35-7 record during Neely's tenure.

Neely coached Rice to four Southwest Conference Championships and six bowl appearances, the last being a trip to the Bluebonnet Bowl in 1961.

During 40 years of college coaching he compiled a record of 207-99-14. Neely is eighth in college football history in victories by a Division I-A coach heading into the 1995 season. For his accomplishments, he was inducted into the College Football Hall of Fame in 1971.

Neely graduated from Vanderbilt in 1924, after lettering three years in football and serving as captain of the 1922 team. He coached a year of high school football before returning to his alma mater to obtain a law degree. But he never practiced.

He coached four years at Southwestern College in Clarksville, Tenn. and then went to the University of Alabama in 1928. It was there that he met Frank Howard. Neely brought Howard to Clemson as line coach in 1931. Howard replaced him in 1940 and remained as head coach for 30 years. In 1967, Neely returned to his alma mater as athletic director. He officially retired in 1971, but continued to coach golf until 1981, when he moved back to Texas.



Neely is eighth in college football history in total victories. He coached Clemson to its first bowl game and first Top 20 season.

"If I didn't look in the mirror every day, I wouldn't know how old I am," Neely once said. "Working with the boys makes you feel young, I feel that in athletics the boys learn a sense of loyalty and sacrifice and values they don't learn anywhere else.

"They learn to compete," he said "and that is what life is all about—it's competition.

"If they make good in football, chances are they'll be successful elsewhere. I like to see that those boys make something of themselves. That is my reward.

"The boys go to college to study and get that degree. Playing football is a side activity. When fellows go to a school first to play football they get an entirely wrong sense of values.

"And when you start them off with the wrong sense, it isn't difficult for them to go

astray."

"He was a cool, southern gentlemen, but he worked us like dogs. The workouts were always twice as hard as the games," said Dick Maegle. "There were no superstars, no victory that was better than all the other victories. To him football was a team game and we were all team players." Maegle was the player tackled in a famous episode in the 1954 Cotton Bowl, when frustrated Tommy Lewis came off the bench to stop a certain touchdown. Rice won that game, 28-6.

Neely died at the age of 85 in 1983, but his landmark accomplishments in the 1930s at Clemson contributed significantly to Clemson's outstanding football tradition.

Jess Neely coached Clemson to its first bowl game and first Top-20 season.

## All-Time Division I-A Coaching Victories

Paul Bear Bryant	Maryland, Kentucky, Texas A&M, Alabama	323
Amos Alonzo Stagg	Springfield, Chicago, Pacific	314
Glenn "Pop" Warner	Georgia, Cornell, Carlisle, Pittsburgh Stanford, Temple	313
Joe Paterno	Penn State	268
Bobby Bowden	Samford, West Virginia, Florida St.	250
Woody Hayes	Denison, Miami (OH), Ohio State	238
Bo Schembechler	Miami (OH), Michigan	234
Jess Neely	Rhodes, Clemson, Rice	207



# Hall of Famer, Frank Howard

An era at Clemson University ended June 30, 1974, when Frank Howard officially retired from the payroll. But instead of crawling back in his shell as some do at this stage, Howard sluffed off the retirement bit and still comes to his office regularly in the Jevey Athletic Center answering a pretty good stack of mail which arrives daily, or accepting another speaking engagement, or lining up some advertisers for the Kickoff Publishing Company.

Howard retired from coaching December 10, 1969, after 39 years on the Clemson coaching staff, 30 of which were as head coach. He was also athletic director during this time and he kept this position until February 4, 1971, when he was named assistant to the vice president at the university, the post he held when the mandatory retirement age of 65 rolled around.

Shortly after his retirement the Clemson Board of Trustees named the playing surface of Memorial Stadium as "Frank Howard Field" in honor of his long service to the university. It was only the third time that a building or installation had been named by the trustees for a living person. Over the years, Howard has been inducted into the South Carolina Athletic Hall of Fame and the Clemson Hall of Fame (charter member in both), as well as the Helms Athletic Hall of Fame and the State of Alabama Hall of Fame. On December 5, 1989 he joined an elite group in the National Football Foundation Hall of Fame. The ceremonies took place in the Waldorf-Astoria in New York City. He joined former Clemson mentors John Heisman and Jess Neely in the membership.

Howard was also honored in December, 1981, when he was inducted into the Orange Bowl Hall of Honor, along with former Alabama coach, Paul "Bear" Bryant, and Tommy McDonald, a former Oklahoma star. In the summer of 1990 he was inducted into the Gator Bowl Hall of Fame.

Howard stepped onto the rolling hills of Clemson in 1931 fresh from the varsity football ranks at the University of Alabama where he was a first stringer on Wallace Wade's 1930 team that drubbed Washington State, 24-0, in the 1931 Rose Bowl. Howard was known as the "Little Giant" of the Tide's "Herd of Red Elephants."

The bald veteran came to his first coaching post under Jess Neely as a line tutor. "At least that was my title," Howard recalls. "Actually, I also coached track, was ticket manager, recruited players and had charge of football equipment. In my spare time I cut grass, lined tennis courts and operated the canteen while the regular man was out to lunch." Howard was not only track coach from 1931-39, but served as baseball coach in 1943 and his 12-3 record that year is still among the best percentages for a season in Clemson history.

Howard held the line coaching post until Neely went to Rice University as head coach in 1940. When the Clemson Athletic Council met to name a successor to Neely, Prof. Sam Rhodes, a council member, nominated Howard to be the new head coach. Howard, standing in the back of the room listening to the discussion, said: "I second the nomination." He got the job and never left. Altogether, he served Clemson 43 years.

When he retired as head coach following the 1969 season, he was the nation's dean of coaches, having been a head football coach at a major institution longer than anyone else in the United States. When he retired, he was one of five active coaches with 150 or more victories.

While line coach in 1939, the Tigers' record (8-1) was good enough to merit a trip to Dallas where Clemson met undefeated Boston College under the late Frank Leahy in the 1940 Cotton Bowl. The 1948 mark of 10-0 carried Clemson to the 1949 Gator Bowl and two years later, a 9-0-1 record sent the Tigers to Miami's Orange Bowl (1950). The Country Gentlemen were champions on their first three bowl ventures. Boston College fell, 6-3, Missouri was nipped in the Gator, 24-23 (Howard says this is the best football game he ever witnessed),

and Miami felt the Tiger claws, 15-14. The total point spread in these three bowl wins was five points.

The Gator Bowl beckoned the Tigers again in January, 1952, and by being conference champions in 1956, Clemson played in the '57 Orange Bowl classic again. Miami downed Clemson, 14-0 in the second Gator Bowl trip and Colorado led Clemson, 20-0, then trailed 21-20, before finally defeating the Tigers, 27-21, in the second Orange Bowl. The Tigers then played in the 1959 Sugar Bowl and held No. 1-ranked Louisiana State to a standstill before losing, 7-0.

The invitation to play in the first Bluebonnet Bowl in Houston in December, 1959, was the eighth bowl that Howard had been a part of either as a player, assistant coach or head coach. It was the seventh bowl trip for a Clemson team and the sixth in 12 years. Howard says that Clemson's 23-7 triumph over seventh-ranked Texas Christian in the Bluebonnet Bowl was the best performance he had ever witnessed by a Clemson team.

The Tigers' victory over TCU was their fourth success in seven post-season appearances. In all seven Clemson was the established underdog.

Howard served on the coaching staff of the Blue-Gray game in Montgomery,



Frank Howard kisses "Big Thursday" good-bye.





Howard was inducted into the College Football Hall of Fame in 1989. Here, he is honored by his former players, then-Clemson President Max Lennon and ACC Commissioner Gene Corrigan.

Ala., in 1941, 1952, 1959, and 1966; was on the East staff of the annual East-West Game in San Francisco, CA, in December, 1960, and again in December, 1962; and was named coach of the South squad in Miami's 1961 and 1969 North-South game. He coached in the 1970 Hula Bowl, which was his ninth postseason all-star game. While still in active coaching Howard served as one of the rules committee members for a period of three years.

A single wing expert for 22 seasons (including nine as a line coach), Howard changed to the T-formation and its many variations in 1953. Still another major change in the offense was installed in 1965 with the "I" and pro-type set. In his 13 seasons as head coach using the single wing, Clemson won 69, lost 47 and tied 7. In 12 years of "T" teams, the Tigers won 71, lost 47 and tied 4. While using the "I" in his last five years of coaching, Clemson recorded a 25-24-1 record.

In his 30 years of coaching Howard won 165, lost 118 and tied 12. That victory total is still among the top 40 coaches in the history of the game.

In addition to heading up the Clemson football program, Howard also had the job of directing Clemson's entire athletic program, and at the same time, raising all the required scholarship funds. The athletic department was always on a sound financial footing under the guidance of Howard.

The year 1958 was a red letter one for

Howard. During halftime of the Spring Game, Howard, his staff and secretaries were given an appreciation day. Howard received a 1958 car while other staff members were presented gifts. That summer Howard and three members of his staff were given a trip to Europe by the Department of Defense to conduct clinics for the Armed Forces in Germany.

Then came the football season and the Tigers presented Howard an 8-2 season, which led to the Sugar Bowl invitation. One of these 1958 wins was the 100th of Howard's coaching career. That came against the late Jim Tatum of North Carolina, a coach Howard had never beaten. And, the Tigers had to come from behind three times to win, 26-21.

Howard was named Southern Conference Coach-of-the-Year in 1948. In 1959 he was named Atlantic Coast Conference Coach-of-the-Year and was accorded the honor again in 1966. His teams won ACC championships six times (1956-58-59-65-66-67) in the first 15 years of the conference. The Tigers were co-champions in 1965. He guided Clemson to the Southern Conference crown in 1940 and 1948.

Howard was born at Barlow Bend, Ala. (three wagon greasin's from Mobile), March 25, 1909. He spent his early days on the farm playing mostly cow pasture baseball because there were not enough boys around the community for a football team. Howard says he left Barlow Bend walking barefoot on a barbed wire fence with a

wildcat under each arm.

He graduated from Murphy High School in Mobile where he played football, baseball and basketball and served as president of both the junior and senior classes.

After finishing at Murphy, Howard entered the University of Alabama on an academic scholarship provided by the **Birmingham News** in the fall of 1927, and the 185 pounder played reserve guard his sophomore year. During his junior year he started every game but two, as an ankle injury sidelined him for the two games he missed. Again his senior year he was a regular.

Howard was president of the freshman class at Alabama, was member of Blue Key and president of the "A" Club.

After coming to Clemson, he married the former Anna Tribble of Anderson, S.C., August 23, 1933. They are the parents of a daughter Alice (Mrs. Bobby McClure of St. Paul's, N.C.) and a son, Jimmy. The Howards also have three grandchildren.

Jimmy followed in his dad's footsteps as a football player, only at a different position. The son was regular fullback on the local high school (Daniel) team for three years and was a halfback-fullback for three years on the Clemson varsity. Jimmy gained over 1,400 yards his senior year in high school and scored over 100 points. He graduated from Clemson in June, 1964 with honors, and earned his masters degree in horticulture from Clemson in 1967. Today he is district entomologist with the Plant Pest Regulatory Service at Clemson.

For over three decades Howard has been in great demand both as a banquet speaker and a clinic lecturer. Few states have escaped his homespun oratory, which has brought the house down on many occasions.

Since his retirement, Howard has become active in other endeavors. He has served as state chairman of the South Carolina Heart Fund drive, has been roasted several times on behalf of the Multiple Sclerosis Society, and is active in selling the Kickoff Publication out of Knoxville, TN.

Howard still had his hands in football recently as he served as the chief recruiter for the Gray squad in the annual Blue-Gray game in Montgomery, AL., The Blue squad recruiter was Don Faurot, who opposed Howard in the 1949 Gator Bowl.

Howard has also been inducted into the Helms Foundation Hall of Fame in San Francisco, CA., is an honorary member of the National Athletic Trainers Association, and is a member of the Hall of Fame of the National Association of Collegiate Directors of Athletics. Clemson University has also honored Howard once more with the presentation of the Clemson Medallion, which is the highest public honor bestowed by the university to a living person who exemplifies the dedication and foresight of its founders. He was inducted into Clemson's Ring of Honor at Memorial Stadium in 1994.





# Hall of Famer, Banks McFadden

Usually when one gets out of the spotlight, his accomplishments soon fade and gather dust in some far off corner in the basement or attic.

But not Banks McFadden.

Now 77 and living in retirement in Clemson, Banks looks back with many fond memories and Clemson fans remember him as probably the greatest natural athlete ever to play for the Tigers.

Although he brought great pride to Clemson with his athletic ability, and later with his coaching, McFadden says, "working with the athletes and working for the people whom we had here at Clemson...it's been a tremendous life. It's something I'll never regret and I couldn't have asked for things to be better."

For some of you in the 'Pepsi Generation' who might not have read your Clemson athletic history too well, let us do a little refreshing on the one called "Bonnie Banks."

- \* Was named All-American in both basketball (1938-39) and football (1939) the same calendar year.
- \* Was voted the nation's most versatile athlete (1938-39)
- \* Led Clemson to its first conference basketball championship (1939)
- \* Led Clemson to its first bowl game and victory (1940 Cotton)
- \* Won three events in State Track Meet in one afternoon, setting records in all three of them. Earlier in the same year placed first in five events in a dual meet, scoring 25 points while the opposing team's total score was 28 points.
- \* Was Clemson's first No. one round draft choice (1939 Brooklyn Dodgers)
- \* Has the second longest punt in Clemson history (75 yards vs. Army, 1937)
- \* Tied for the longest rushing play in Clemson history (90 yards vs. Presbyterian, 1939)
- \* Has the most punts for over 50 yards in a game (six vs. Tulane, 1939) and in a season (22 on 65 punts in 1939)
- \* Held Clemson punting record (43.5) for 40 years (1939 to 1979).
- \* First Clemson player invited to participate in the College All-Star game in Chicago.
- \* Charter member in the Clemson Athletic Hall of Fame
- \* Charter member in the South Carolina Athletic Hall of Fame
- \* Only Clemson player ever chosen for the National Football Foundation Hall of Fame
- \* Highest NFL draft pick in Clemson history (#3 in entire 1940 draft)

That's 15 of his more noteworthy accomplishments, and it wouldn't take too long to dig out twice that many more. But those listed should be enough for the average sports buff to be impressed.

Banks played one year (1940) of pro football with the old Brooklyn Dodgers and led the NFL in yards per carry, but he didn't care at all for the big city life. Grass felt better under his feet than pavement

so he returned 'home' and joined the coaching staff of Coach Frank Howard.

Banks coached the defensive backs for one year (1941) before joining the Army Air Corps and spending four years in North Africa and Italy. He was discharged as a colonel. He recalls that "after the war, everything began to blossom out", as far as college football was concerned.

One thing that 'blossomed out' was his marriage to "Aggie" Rigsby of Manning. As it appears sometimes with former athletes, former backs produce girls and he and "Aggie" had four of them—Patsy, Lil, Marcia and Jan. And the grand kids—there are nine of them—five boys and four girls. The McFaddens celebrated their 50th wedding anniversary this past June 13th.

McFadden came back to Clemson after his service and was again the secondary coach, this time for four years (1946-49), and then took over as head freshman football coach for five years before returning to coach defensive backs in 1955, a spot he held until Howard retired following the '69 season.

Besides his football coaching years, McFadden also put in a stint as varsity track coach, freshman basketball coach and was for 10 years the varsity basketball coach. Then after Howard resigned as football coach in 1969, McFadden took over the university's intramural department, which he directed for 15 years.

Asked if he had any favorites, McFadden said: "Fred Cone was a very steady player. But I'm not so sure that Joel Wells wasn't the best all around football player that I had the opportunity

to work with as a varsity coach. He was one of the best defensive players we had and a mighty fine offensive player. For somebody who could go both ways, Wells stood out.

"When I was in high school, colleges could do almost anything they wanted to as far as recruiting went," McFadden remembers. "Schools didn't have much (scholarship) money to give away, but they did go out and look at people and try to talk them into coming (to Clemson), paying their own way (or what is called a walk-on today.) But there wasn't very much recruiting until '35 or '36. But I believe there were 25 or 30 on my freshman team (1936) who were getting aid." (Note: The Clemson IPTAY Club was founded in 1934).

The Great Falls native came to Clemson in a 6-3 frame and a skinny 165 pounds. Howard, an assistant coach at the time, said that if McFadden had drank a can of tomato juice, they could have used him as a thermometer.

"I can remember the first time I saw him on the practice field," Howard recalls. "He looked like one of those whooping cranes. I thought sure as the devil that Coach (Jess) Neely had made a mistake giving this boy a scholarship. But he proved me wrong."

Clemson had required military when McFadden was playing, but he believes that was a plus. "We were so much a team then, and that's still there. But now the rules allow two different teams (offense and defense) and it causes so much more work. Our people were so close, as are the alumni of Clemson. Our team was just like the student body was then—a very close-knit bunch of people.


McFadden believes he, "came to Clemson at the right time. I was blessed to have some athletic ability," he recalled. "We had great coaches, had great individuals playing (with me), but we were all playing as a team."

Of all of the honors he received as an athlete, being voted the most valuable player of the 1939 football team was his highest. "To me, when your teammates vote you something," he beams, "then you feel pretty good. That award meant more than anything else (to me)."

This is one athlete where a one-page story in a football guide does not do that person justice...just about enough room for the tip of the iceberg. But if one could use just one word to describe 'Great' (as Howard called him), it would have to be 'competitor,' for he was just that.

And one more thing that the 'Pepsi Generation' can soak in—McFadden is the only Clemson athlete to have both his football jersey and basketball jersey numbers retired. This past April, the Banks McFadden Building at Jervy Athletic Center was dedicated in his honor.

There hasn't been another like him down the pike.



McFadden was an All-American in football and basketball.



# All-Time Assistant Coaches

ADAMS, DWIGHT (Henderson State '58)—Linebackers 1973-75; Defensive Ends 1976-78.  
 AGNEW, F.H.—1918.  
 AKE, WALLY (William & Mary '72)—Inside Linebackers 1990-1993  
**ALDRIDGE, MILES** (Gardner-Webb '71)—Linebackers 1985-89; \*Defensive Coordinator/Defensive Backs 1993-94; Co-Coord., Outside LB 1995  
 ANDERSON, WILLIE (Clemson '75)—Head Jayvee 1977-79; Tight Ends 1979; Defensive Ends 1980; Defensive Line 1981-82.  
 ANDREWS, MICKEY (Alabama '65)—Coordinator and Def. Backs 1977-78; Def. Backs 1979-80.  
 BAKER, ART (Presbyterian '53)—Fr. 1965; Off. Backs 1966-69.  
 BANKS, B.C. (STUMPY) (Clemson '18)—Backs 1920-21.  
 BARFIELD, DOUG (Southern Mississippi '57)—Off. Backs 1970-71.  
 BASS, TOM (Maryville '60)—Freshman 1967-69; Def. Line 1970-72; Def. Ends 1973-75; Off. Backs 1976; Admin. Ast. 1977-79.  
 BECKISH, LARRY (Wichita State '63)—Off. Ends 1968-70; Freshman 1972; Off. Ends 1973-76.  
 BECKMAN, LARRY (Florida '66)—Offensive Line 1990-92.  
**BISACCIA, RICH** (Yankton College '83) -- \*Running Backs 1993-present  
 BOLT, WAYNE (East Carolina '79)—Tight Ends 1986-89.  
 BOWMAN, R.V.T.—Assistant 1896-98.  
 BRINSON, LARRY (Florida '83)—Running Backs 1990-1993.  
 BUGAR, MIKE (Florida State '67)—Def. Line 1977-79.  
 BUSTLE, RICKY (Clemson '77)—Def. Backs 1979.  
 BURSON, JOE (Georgia '66)—Freshman 1970; Def. Ends 1971-72; Def. Backs 1973-76  
 CARLTON, BOBBY (Newberry '67)—Freshman 1975  
 CARSON, JULES (Clemson '14)—Freshman, 1915, 1927-30.  
 CARTER, RONNIE (Arkansas A&M '67)—Freshman 1973-74; Off. Line 1975.  
**CHRISTENSEN, CLYDE** (North Carolina '79) -- \*Co-Offensive Coordinator/Quarterbacks 1993-present.  
 COHEN, RUSS (Vanderbilt '17)—Def. Back 1947-55.  
 CONE, FRED (Clemson '51)—Recruiting Coordinator 1961-72.  
 CONOVER, LARRY—Line 1920.  
 COX, CARY (Clemson '49)—Freshman 1949.  
 COX, WALTER (Clemson '39)—Off. Line 1940, 1943, 1946-50.  
 CRAIG, JOHNSON—Freshman 1933.  
 CROWE, JACK (Alabama-Birmingham '70)—Quarterbacks 1986-88  
 D'ANDREA, BILL (Indiana State '72)—Grad. Asst. 1983-84; Off. Line 1986-89.  
 DAVIS, JOE (Southwestern)—Ends 1931-39.  
 DENNING, DON (Presbyterian '60)—Recruiting Coordinator 1981; Defensive Backs 1982-85.  
 DICKERSON, RON (Kansas State '71) Defensive Coordinator 1991-92  
 DILLARD, BILL (Clemson)—Freshman 1937-38.  
 EARLE, JAMES (Clemson '89) -- \*Tight Ends 1993-94  
 EMORY, ED (East Carolina '60)—Freshman 1973; Off. Backs 1974-75; Off. Line 1976.  
 FORD, DANNY (Alabama '70)—Asst. Head Coach and Off. Line 1977-78.  
 FOX—1919-20.  
 FRAZIER, R.A.—1908.  
 FRITTS, GEORGE (Clemson '42)—Line 1943.  
 GANDY, A.P. -- Freshmen 1914.  
 GANTT, JOHN W. (Clemson)—Backs 1903-07.  
 GEE, J. B. (Clemson '07)—Line 1927.  
 GETTYS, E.F. (Clemson '22)—Line 1922.  
 GILLIAM, TINK—Freshman 1925-26.  
 GOODALE, B.E. (Big Ben) (Clemson)—Freshman 1922, 1925, 1929.  
 GOODMAN, JIM (Florida '74)—Recruiting Coordinator 1991-1993.  
 GRACE, RONNIE (Clemson '62)—Fr. 1968-69; Def. Line 1970.  
 GUYTON, JOE (Carlisle Institute)—Line 1928-29.  
 HALLMAN, CURLEY (Texas A&M '69)—Linebackers 1979-80; Secondary 1981.  
 HAMILTON —1922.  
**HARBISON, CHARLEY** (Gardner-Webb '82)—Secondary 1995.  
 HARPER, SMOKEY—1927.  
 HARPER, TOM (Kentucky '53)—Asst. Head Coach, DL 1981-88  
 HARVEY, B.C. (Clemson '28)—Line 1928.  
 HEFFNER, PETE—Backs 1930-32  
**HERRIN, LES** (Western Carolina '71)—Linebackers 1981-1984, Defensive Line 1989-1993; Assistant Head Coach/DL 1993-94; Asst. Head Coach/TE and Tackles, 1995.  
**HERRING, REGGIE** (Florida State '81) -- \*Linebackers 1993-present.  
 HINSHAW, ROGER (Appalachian St. '72)—Outside Linebackers, 1990-1993.  
 HINSON, RANDY (Clemson '36)—Freshman 1939-40; 1946-48.  
 HOAGLAND, EARL (Purdue)—Off. Backs 1935-36.  
 HOLLAND, JIM (Appalachian State '71)—Freshmen 1975.  
 HOLLAND, JOE (Clemson '07)—Backs 1909.  
 HOLLAND, LAWSON (Clemson '75)—Receivers 1979-85.  
 HOWARD, FRANK (Alabama '31)—Line 1931-39.

JOHNSON, BOBBY (Clemson '73)—Def. Coordinator and secondary 1993.  
**JOHNSON, ELLIS** (The Citadel '75) -- \*Outside Linebackers 1993-94; Co-Coord./DL 1995.  
 JONES, BOB (Clemson '30)—Freshmen 1931-39; Off Ends and Def. Ends 1940-65; Def. Ends 1965-69.  
 JORDAN, WHITEY (Clemson '59)—Freshmen 1959-64; Off. Ends 1965-67; Off. Coordinator 1968-69, 1993; Off. Line 1970; Off. Ends 1971-72;  
 KINES, JOE (Jacksonville State '66)—Linebackers 1977-78.  
 KING, BUDDY (Clemson '73)—Off. Line 1976-1982.  
 KIRK, JERRY (East Tennessee State '63)—Defensive Line 1977.  
 LAYCOCK, JIMMYE (William & Mary '70)—Off. Coordinator and Off. Backs 1977-79.  
**LATINA, JOHN** -- (Virginia Tech '79) -- \*Offensive Line 1993-94; Centers & Guards 1995.  
 LONG, BOBBY (Clemson '69)—Recruiting Coordinator 1968-70.  
 MacINTYRE, GEORGE (Miami, Fla. '61)—Def. Backs 1970-72.  
 MAJOR, C.S. (RIP) (Auburn)—Line 1913.  
 MAXWELL, JOHN (Clemson '04)—Backs 1904.  
 MAY, T.E.—1922-24.  
 McCORVEY, WOODY (Alabama State '72)—Tight Ends 1983-1985; Wide Receivers 1986-89.  
 McFADDEN, BANKS (Clemson '40)—Def. Backs 1941, 1946-49; Freshmen 1950-54; Def. Backs 1955-69.  
 McLELLAN, BILL (Clemson '54)—Freshmen 1966-69.  
 McLEOD, A.P. (Dizzy) (Furman)—Line 1927.  
 McMILLAN, (Goat) (Clemson '30)—Off. Backs 1937-41; 1946-52; Freshmen 1953-64.  
 MOORE, TOM (Citadel '67)—Jayvee 1971-75; Def. Backs '76; Receivers 1977-78; Graduate Asst. -1988  
 MORRIS, W.C. —1916; 1919.  
 MOSS, C.S. (Clemson)—Freshman 1933.  
 MURRAY, DON (Arkansas A&M '66) Off. Coordinator, RB 1973-76.  
 NORMAN, ROCK (Roanoke '15)—Freshmen 1940-42; 1946-54.  
 NORWOOD, GORDON (Arkansas '69)—Freshmen 1970-72.  
 OLIVER, BILL (Alabama '62)—Defensive Backs 1986-89.  
 ORGEL, FRANK (Georgia '61)—Def. Line 1980.  
 OWEN, DUKE (Georgetown '53)—Freshman 1970; Off. Line 1971-75.  
 PADGETT, FRANK (Clemson '21)—Line 1926.  
 PATTON, BOB (Clemson '53)—Freshman 1966.  
 PELL, CHARLEY (Alabama '63)—Asst. Head Coach and Def. Coord. 1976.  
 RAMSEY, GEORGE—Backs 1933, 1935.  
 REEDY, CHUCK (Appalachian State '71)—Offensive Backs 1978-89,  
 RICHARDS, CUL—Line 1924-25.  
 ROGERS, TOM (Duke)—Ends 1942.  
 SATTERFIELD, STEVE (South Carolina '60)—Freshmen 1971; Off. Backs 1972-73.  
 SANDERS, RED (Vanderbilt '26)—Backs 1928-30.  
 SCHILLETTER, WILLIAM A. (Clemson '15)—Line 1915, 1919.  
 SEGARS, KEN (Clemson)—Freshman 1939.  
 SHAW, ED—Backs 1921.  
 SHIVELY, DOUG (Kentucky '59)—Linebackers 1970-72.  
 SMITH, BOB (Furman '34)—Def. Line 1950-62; Def. Co. 1963-69.  
 STEELMAN, HAROLD (Arkansas '55)—Def. Line 1973-76.  
**STOCKSTILL, RICK** (Florida State '82)—Quarterbacks 1989-'93; Wide Receivers 1994-present; passing game coordinator 1993; Co-Off. Coordinator 1993-present.  
 STOKLEY, NELSON (LSU '68)—Quarterbacks 1980-85; Offensive Coordinator 1982-85.  
 SWINGER, BILL (S.C. State '65)—Freshmen 1973-75.  
 TROTT, BOBBY (North Carolina '76)—Defensive Coordinator 1990.  
 VAN DER HEYDEN, LARRY (Iowa State '62)—Off. Line 1979-92, Offensive Coordinator-1990-92  
 WADE, DON (Clemson '52)—Freshman 1953-58; Off. Line 1959-67; Administrative Assistant 1983-88.  
 WALLER, CHARLEY (Oglethorpe '42)—Off. Backs 1957-65.  
 WARE, BILY (Clemson '70)—Defensive Backs 1978; Defensive Ends 1979; Administrative Assistant 1980.  
**WEST, TOMMY** (Tennessee '75)—Defensive Ends 1982-89.  
 WHITE, W. P. (Clemson '10)—Offensive 1910.  
 WHITT, RICK (Catawba '76)—Defensive Backs 1980-83.  
 WILD, ORMAND (Clemson '54)—Freshmen 1965.  
 WILLIAMS, R.C. (BOB)—1908.  
 WILSON, RICHARD (Arkansas '81)—Wide Receiver 1990-92.  
 WISE, CARL (King College '37)—Off. Backs 1955-56.  
 WRENN, CLYDE (N.C. State '65)—Fr. 1972: Recruiting Coord. 1973-77, 1985-90  
 YOUNG, THEO (Arkansas '88) - Wide Receivers 1993.

NOTE: Graduate assistants and part-time coaches not included.  
 Recruiting Coordinators included. Active coaches in bold face.

Current assistants Miles Aldridge and Charley Harbison are both graduates of Gardner-Webb.




# ACC Champions


Year	Champion	Bowl	AP-Coach	ACC Overall	Head Coach	Coach-of-the-Year	Player-of-the-Year	Rookie-of-the-Year
1953	Maryland	Orange	1-1	4-0-0	10-1-0	Jim Tatum	Jim Tatum (MD)	Bernie Faloney (MD)
	Duke		18-18	4-0-0	7-2-1	Bill Murray		
1954	Duke	Orange	14-14	4-0-0	8-2-1	Bill Murray	Bill Murray (Duke)	Jerry Barger (Duke)
1955	Maryland	Orange	3-3	4-0-0	10-1-0	Jim Tatum	Jim Tatum (MD)	Bob Pellegrini (MD)
	Duke		NR-16	4-0-0	7-2-1	Bill Murray		
1956	<b>Clemson</b>	<b>Orange</b>	<b>19-NR</b>	<b>4-0-1</b>	<b>7-2-2</b>	<b>Frank Howard</b>	Paul Amen (WF)	Bill Barnes (WF)
1957	N.C. State		15-20	5-0-1	7-1-2	Earle Edwards	Earle Edwards (NCS)	Dick Christie (NCS)
1958	<b>Clemson</b>	<b>Sugar</b>	<b>12-13</b>	<b>5-1-0</b>	<b>8-3-0</b>	<b>Frank Howard</b>	<b>Frank Howard (Clem)</b>	Alex Hawkins (SC)
1959	<b>Clemson</b>	<b>Bluebonnet</b>	<b>11-NR</b>	<b>6-1-0</b>	<b>9-2-0</b>	<b>Frank Howard</b>	Paul Amen (WF)	Mike McGee (Duke)
1960	Duke	Cotton	10-11	5-1-0	8-3-0	Bill Murray	Bill Murray (Duke)	Roman Gabriel (NCS)
1961	Duke		20-14	5-1-0	7-3-0	Bill Murray	Bill Elias (VA)	Roman Gabriel (NCS)
1962	Duke		NR-14	6-0-0	8-2-0	Bill Murray	Bill Murray (Duke)	Billy Gambrell (SC)
1963	North Carolina	Gator	NR-19	6-1-0	8-2-0	Jim Hickey	Jim Hickey (UNC)	Jay Wilkinson (Duke)
	N.C. State	Liberty	NR-NR	6-1-0	8-3-0	Earle Edwards	Earle Edwards (NCS)	
1964	N.C. State		NR-NR	5-2-0	5-5-0	Earle Edwards	Bill Tate (WF)	Brian Piccolo (WF)
1965	<b>Clemson</b>		<b>NR-NR</b>	<b>5-2-0</b>	<b>5-5-0</b>	<b>Frank Howard</b>	Earle Edwards (NCS)	Danny Talbott (UNC)
	N.C. State		NR-NR	5-2-0	6-4-0	Earle Edwards		
1966	<b>Clemson</b>		<b>NR-NR</b>	<b>6-1-0</b>	<b>6-4-0</b>	<b>Frank Howard</b>	<b>Frank Howard (CU)</b>	Bob Davis (VA)
1967	<b>Clemson</b>		<b>NR-NR</b>	<b>6-0-0</b>	<b>6-4-0</b>	<b>Frank Howard</b>	Earle Edwards (NCS)	<b>Buddy Gore (CU)</b>
1968	N.C. State		NR-NR	6-1-0	6-4-0	Earle Edwards	George Blackburn (VA)	Frank Quayle (VA)
1969	South Carolina	Peach	NR-NR	6-0-0	7-4-0	Paul Dietzel	Paul Dietzel (SC)	Don McCauley (UNC)
1970	Wake Forest		NR-NR	5-1-0	6-5-0	Cal Stoll	Cal Stoll (WF)	Don McCauley (UNC)
1971	North Carolina	Gator	NR-18	6-0-0	9-3-0	Bill Dooley	Bill Dooley (UNC)	Ernie Jackson (Duke)
1972	North Carolina	Sun	12-14	6-0-0	11-1-0	Bill Dooley	Lou Holtz (NCS)	Steve Jones (Duke)
1973	N.C. State	Liberty	16-NR	6-0-0	9-3-0	Lou Holtz	Jerry Claiborne (MD)	Willie Burden (NCS)
1974	Maryland	Liberty	13-13	6-0-0	8-4-0	Jerry Claiborne	<b>Red Parker (CU)</b>	Randy White (MD)
1975	Maryland	Gator	13-11	5-0-0	9-2-1	Jerry Claiborne	Jerry Claiborne (MD)	Mike Voight (UNC)
1976	Maryland	Cotton	8-11	5-0-0	11-1-0	Jerry Claiborne	Jerry Claiborne (MD)	Mike Voight (UNC)
1977	North Carolina	Peach	17-14	5-0-1	8-3-1	Bill Dooley	<b>Charley Pell (CU)</b>	<b>Steve Fuller (CU)</b>
1978	<b>Clemson</b>	<b>Gator</b>	<b>6-7</b>	<b>6-0-0</b>	<b>11-1-0</b>	<b>Charley Pell</b>	<b>Charley Pell (CU)</b>	<b>Steve Fuller (CU)</b>
1979	N.C. State		NR-NR	5-1-0	7-4-0	Bo Rein	John Mackovic (WF)	Jay Venuto (WF)
1980	North Carolina	Bluebonnet	10-9	6-0-0	11-1-0	Dick Crum	Dick Crum (UNC)	Lawrence Taylor (UNC)
1981	<b>Clemson</b>	<b>Orange</b>	<b>1-1</b>	<b>6-0-0</b>	<b>12-0-0</b>	<b>Danny Ford</b>	<b>Danny Ford (CU)</b>	<b>Jeff Davis (CU)</b>
1982	<b>Clemson</b>		<b>8-NR</b>	<b>6-0-0</b>	<b>9-1-1</b>	<b>Danny Ford</b>	Bobby Ross (MD)	Chris Castor (Duke)
1983	Maryland	Citrus	NR-NR	6-0-0	8-4-0	Bobby Ross	George Welsh (VA)	Ben Bennett (Duke)
1984	Maryland	Sun	12-11	5-0-0	9-3-0	Bobby Ross	George Welsh (VA)	<b>William Perry (CU)</b>
1985	Maryland	Cherry	18-19	6-0-0	9-3-0	Bobby Ross	Bill Curry (GT)	Barry Word (VA)
1986	<b>Clemson</b>	<b>Gator</b>	<b>17-19</b>	<b>5-1-1</b>	<b>8-2-2</b>	<b>Danny Ford</b>	Dick Sheridan (NCS)	Erik Kramer (NCS)
1987	<b>Clemson</b>	<b>Citrus</b>	<b>12-10</b>	<b>6-1-0</b>	<b>10-2-0</b>	<b>Danny Ford</b>	Bill Dooley (WF)	<b>Michael D. Perry (CU)</b>
1988	<b>Clemson</b>	<b>Citrus</b>	<b>9-8</b>	<b>6-1-0</b>	<b>10-2-0</b>	<b>Danny Ford</b>	Steve Spurrier (Duke)	Anthony Dilweg (Duke)
1989	Virginia	Citrus	18-15	6-1-0	10-3-0	George Welsh	Steve Spurrier (Duke)	Clarkston Hines (Duke)
	Duke	All-American	27-NR	6-1-0	8-4-0	Steve Spurrier		
1990	Georgia Tech	Citrus	2-1	6-0-1	11-0-1	Bobby Ross	Bobby Ross (GT)	Shawn Moore (VA)
1991	<b>Clemson</b>	<b>Citrus</b>	<b>18-17</b>	<b>6-0-1</b>	<b>9-2-1</b>	<b>Ken Hatfield</b>	George Welsh (VA)	Matt Blundin (VA)
1992	Florida State	Orange	2-2	8-0-0	11-1-0	Bobby Bowden	Bill Dooley (WF)	Charlie Ward (FSU)
1993	Florida State	Orange	1-1	8-0-0	12-1-0	Bobby Bowden	Bobby Bowden (FSU)	Charlie Ward (FSU)
1994	Florida State	Orange	4-5	8-0-0	10-1-1	Bobby Bowden	Fred Goldsmith (Duke)	Robert Baldwin (Duke)

AP-Coach denotes final rankings in Associated Press and Coaches Polls. Coaches poll by UPI 1953-90, by **USA Today** 1991-present


Clemson has had three of the five defensive players named ACC MVP.




Steve Fuller



Buddy Gore



William Perry



Michael Dean Perry  
1995 Clemson Football



# ACC Stat Champions

## CLEMSON'S INDIVIDUAL STATISTICAL CONFERENCE CHAMPIONS

### TOTAL OFFENSE

Year	Player	Plays	Yds	Y/P	Yds/G
1957	Harvey White	164	1038	6.4	103.8
1977	Steve Fuller	347	1900	5.5	172.7
1978	Steve Fuller	303	2003	6.6	182.1

### RUSHING

Year	Player	ATT	Yds	Avg	Yds/G
1955	Joel Wells	135	782	5.8	78.2
1965	Hugh Mauldin	194	664	3.4	66.4
1966	Buddy Gore	186	750	4.0	75.0
1967	Buddy Gore	230	1045	4.5	104.5
1987	Terry Allen	172	868	5.0	86.8

### PUNTING

Year	Player	No	Avg
1954	Joe Pagliei	26	36.7
1955	Joe Pagliei	20	39.1
1961	Eddie Wernitz	56	40.2
1962	Eddie Wernitz	41	40.7
1969	Jack Anderson	21	40.1
1970	Jack Anderson	35	41.0
1979	David Sims	72	44.4
1981	Dale Hatcher	40	43.1
1989	Chris Gardocki	44	42.7
1990	Chris Gardocki	53	44.3

### INTERCEPTIONS

Year	Player	No	Yds	TD
1964	Jimmy Bell	5	5	0
1974	*Dennis Smith	6	47	0
1977	*Steve Ryan	5	67	0
1989	Robert O'Neal	7	96	0

### SCORING

Year	Player	TD	PAT	FG	TP
1959	Bill Mathis	11	4	0	70
1960	Bill McGuirt	9	0	0	54
1961	Ron Scrudato	8	0	0	48
1969	Ray Auger	11	2	0	68
1978	Lester Brown	17	0	0	102
1983	Bob Paulling	0	36	18	90
1985	Kenny Flowers	13	0	0	78
1986	Terrence Flagler	13	0	0	78
1987	David Treadwell	0	28	18	82
1991	Nelson Welch	0	30	17	81
1992	Nelson Welch	0	23	22	89

### KICK SCORING

Year	Player	Xpts	FGM	TP
1956	*Charlie Bussey	12-18	0	12
1960	Lon Armstrong	24-26	3	33
1963	Frank Peace	21-22	4	33
1978	Obed Ariri	42-44	13	81
1980	Obed Ariri	18-18	23	87
1983	Bob Paulling	36-37	18	90
1984	Donald Igwebuike	41-41	16	89
1987	David Treadwell	28-29	18	82
1989	Chris Gardocki	38-38	20	98
1991	Nelson Welch	30-34	17	81
1992	Nelson Welch	23-25	22	89

### RECEIVING

Year	Player	G	Rec	Yds	TD	Rec/G
1978	Jerry Butler	12	54	864	3	4.9
1980	Perry Tuttle	10	53	915	4	4.8

### PASSING

Year	Player	Att	Cmp	I	Yds	TD	EFF
1957	Harvey White	95	46	3	841	11	154.63
1967	Jimmy Addison	174	82	10	924	5	80.97
1981	Homer Jordan	174	96	8	1496	8	133.4
1983	Mike Eppley	166	99	9	1410	13	146.0

### PUNT RETURNS

Year	Player	No	Yds	Avg
1958	Bobby Morgan	9	143	15.9
1959	George Usry	16	175	10.8
1963	Hugh Mauldin	17	193	11.4
1970	Don Kelley	24	389	16.2
1978	Willie Jordan	20	277	13.8
1987	Donnell Woolford	21	326	15.5
1991	Darnell Stephens	25	352	14.1

### KICKOFF RETURNS

Year	Player	No	Yds	Avg	TD
1969	John Shields	25	539	21.6	0
1986	Terrance Roulhac	17	561	33.0	0

## CLEMSON TEAM ACC STAT CHAMPIONSHIPS

### TOTAL OFFENSE

Year	GP	Plays	Yds	Y/P	Yds/G
1955	10	600	3057	5.10	305.7
1957	10	646	3277	5.07	327.7
1960	10	724	3060	4.23	306.0
1961	10	708	3075	4.34	307.5
1967	10	711	3121	4.39	312.1
1978	11	866	4804	5.55	436.7
1991	11	838	4507	5.38	409.7

### RUSHING OFFENSE

Year	GP	Att	Yds	Y/P	Yds/G
1955	10	485	2200	4.56	220.0
1958	10	604	2258	3.74	225.8
1961	10	499	1783	3.57	178.3
1962	10	545	2054	3.77	205.3
1963	10	565	1959	3.47	195.9
1978	11	681	3262	4.79	296.5
1979	11	674	2622	3.89	238.4
1986	11	648	3007	4.64	273.4
1987	11	607	2687	4.43	244.3
1988	11	625	3054	4.89	277.6
1989	11	617	2584	4.19	234.9
1991	11	614	2813	4.58	255.7
1992	11	580	2828	4.88	257.1

### SCORING OFFENSE

Year	GP	TD	FG	PAT	Pts	Pts/G
1957	10	33	0	18	216	21.6
1959	10	39	1	18	262	26.2
1960	10	30	1	12	197	19.7
1961	10	28	2	23	199	19.9
1978	11	45	13	42	351	31.9
1983	11	39	21	38	338	30.7
1988	11	40	17	36	329	29.9

### PASSING OFFENSE

Year	GP	Com-Att	Yds	Pct	Yds/G
1957	10	57-129	1045	.442	104.5
1969	10	133-281	1755	.473	175.5
1975	11	111-208	1978	.534	163.5

### TOTAL DEFENSE

Year	GP	Plays	Yds	Yds/P	Yds/G
1954	10	528	1761	3.34	176.1
1957	10	592	2159	3.65	215.9
1959	10	561	1971	3.51	197.1
1960	10	573	2121	3.70	212.1
1963	10	544	1847	3.40	184.7
1965	10	622	2515	4.04	251.5
1978	11	711	2796	3.93	254.2
1979	11	696	2612	3.75	237.5
1981	11	753	2767	3.67	251.5
1986	11	747	3405	4.56	309.5
1987	11	704	2640	3.75	240.0
1989	11	690	2947	4.27	267.9
1990	11	678	2386	3.52	216.9
1991	11	710	2895	4.08	263.2

### RUSHING DEFENSE

Year	GP	Plays	Yds	Yds/P	Yds/G
1954	10	388	969	2.50	96.9
1959	10	391	1085	2.77	108.5
1960	10	389	1121	2.88	112.1
1961	10	399	1275	3.20	127.5
1962	10	395	1213	3.07	121.3
1963	10	344	931	2.71	93.1
1979	11	450	1292	2.87	117.5
1986	11	365	1139	3.12	103.5
1987	11	388	880	2.27	80.0
1989	11	336	1041	3.10	94.6
1990	11	369	789	2.14	71.7
1991	11	360	587	1.63	53.4

### SCORING DEFENSE

Year	GP	TD	FG	PAT	Pts	Pts/G
1959	10	13	3	9	96	9.6
1968	10	13	3	10	179	17.9
1978	11	14	7	9	116	10.5
1979	11	8	12	8	92	8.4
1981	11	9	8	8	90	8.2
1986	11	19	11	19	166	15.1
1987	11	20	10	16	166	15.1
1989	11	15	9	14	131	11.9
1990	11	11	11	10	109	9.9

### PASSING DEFENSE

Year	GP	Com-Att	Yds	Pct	Yd/G
1957	10	49-129	597	.380	59.7
1978	11	96-209	1103	.459	110.3

### PASS COMPLETION% DEFENSE

Year	GP	Com-Att	Yds	Int	Pct
1981	11	158-332	1791	23	.476
1984	11	146-303	1932	16	.482
1986	11	184-382	2266	16	.482
1987	11	153-316	1760	19	.484
1989	11	174-354	1907	20	.491
1990	11	149-309	1597	14	.482
1991	11	171-358	2308	9	.478

### NET PUNTING

Year	GP	No	Avg	Ret-Yds	Net
1979	11	72	44.4	40-246	41.0
1984	11	56	44.0	16-72	42.7
1989	11	42	42.4	16-171	38.7

### KICKOFF RETURNS

Year	GP	No	Yds	TD	Avg
1986	11	35	915	0	26.1
1989	11	25	559	0	22.4

### PUNT RETURNS

Year	GP	No	Yds	TD	Avg
1987	11	49	668	2	13.6
1989	11	32	325	0	10.2
1993	11	27	347	0	12.9

### TURNOVER RATIO

Year	Gain	Lost	Net	Net/G
1978	38	21	+17	+1.60
1981	41	24	+17	+1.54
1982	35	24	+11	+1.00
1983	37	25	+12	+1.09
1988	32	12	+20	+1.82
1989	34	14	+20	+1.82
1993	28	16	+12	+1.09
1994	29	12	+17	+1.55

### QUARTERBACK SACKS

Year	No.	Yds	PG
1992	46	278	4.2

\*-Tied for championship

Clemson has led the ACC in turnover margin each of the last two years.



# Bowl Records

## CLEMSON TEAM BESTS

### FIRST DOWNS

Most: 25 vs. Penn State 1988 Citrus  
Fewest: 11 vs. Boston Coll. 1940 Cotton

### YARDS TOTAL OFFENSE

Most: 499 vs. Penn State 1988 Citrus  
Fewest: 191 vs. LSU 1959 Sugar

### TOTAL PLAYS

Most: 85 vs. Baylor 1979 Peach  
Fewest: 51 vs. Boston Coll. 1940 Cotton

### YARDS PER PLAY

Most: 6.4 vs. Penn State 1988 Citrus  
Fewest: 2.81 vs. LSU 1959 Sugar

### RUSHING ATTEMPTS

Most: 64 vs. LSU 1959 Sugar  
Fewest: 36 vs. Pittsburgh 1977 Gator

### RUSHING YARDS

Most: 285 vs. Penn State 1988 Citrus  
Fewest: 67 vs. Baylor 1979 Peach

### YARDS PER RUSH

Most: 5.28 vs. Penn State 1988 Citrus  
Fewest: 1.31 vs. Baylor 1979 Peach

### PASS ATTEMPTS

Most: 36 vs. California 1992 Citrus  
Fewest: 4 vs. Boston Coll. 1940 Cotton  
4 vs. LSU 1959 Sugar

### PASS COMPLETIONS

Most: 17 vs. Baylor 1979 Peach  
Fewest: 2 vs. Boston Coll. 1940 Cotton  
2 vs. LSU 1959 Sugar

### PASSING YARDS

Most: 214 vs. Penn State 1988 Citrus  
Fewest: 23 vs. LSU 1959 Sugar

### MOST INTERCEPTIONS

4 vs. Colorado 1957 Orange  
4 vs. TCU 1959 Bluebonnet

### COMPLETION PERCENTAGE

Highest: 69.6 (16-23)  
vs. Illinois 1991 Hall of Fame  
Lowest: 30.0 vs. Miami 1952 Gator

### PUNTS

Most: 11 vs. Boston Coll. 1940 Cotton  
Fewest: 1 vs. Missouri 1949 Gator

### PUNTING AVERAGE

Highest: 46.0 (4-184)  
vs. W. Virginia 1989 Gator  
Lowest: 29.7 vs. LSU 1959 Sugar

### FUMBLES

Most: 5 vs. Boston Coll. 1940 Cotton  
5 vs. Ohio State 1978 Gator  
5 vs. Minnesota 1985 Independence  
Fewest: 0 vs. Colorado 1957 Orange

### FUMBLES LOST

Most: 3 vs. Minnesota 1985 Independence  
Fewest: 0 vs. many teams

### PENALTIES

Most: 10 vs. Illinois 1991 Hall of Fame  
10 vs. Kentucky 1993 Peach Bowl  
Fewest: 0 vs. Miami 1952 Gator

### YARDS PENALIZED

Most: 80 vs. Boston Coll. 1940 Cotton  
Fewest: 0 vs. Miami 1952 Gator

### TURNOVERS

Most: 5 vs. Miami 1952 Gator  
Fewest: 0 vs. Penn State 1988 Citrus  
0 vs. Illinois 1991 Hall of Fame

### PUNT RETURNS

Most: 6 vs. four teams  
Fewest: 0 vs. Missouri 1949 Gator  
0 vs. Kentucky 1993 Peach

### PUNT RETURN YARDAGE

Most: 73 vs. Miami 1952 Gator  
Fewest: -8 vs. Ohio State 1978 Gator

### KICKOFF RETURNS

Most: 6 vs. Baylor 1979 Peach  
Fewest: 0 vs. Boston Coll. 1940 Cotton

### KICKOFF RETURN YARDAGE

Most: 125 vs. Miami 1952 Gator  
Fewest: 0 vs. Boston Coll. 1940 Cotton

### INTERCEPTION RETURN YARDAGE

46 vs. Penn State 1988 Citrus

## CLEMSON INDIVIDUAL BESTS

### MOST RUSHING ATTEMPTS

31 by Fred Cone vs. Miami, 1951 Orange

### MOST YARDS RUSHING

148 by Kenny Flowers vs. Minnesota  
1985 Independence

### MOST TOUCHDOWNS RUSHING

3 by Tracy Johnson vs. Penn St., 1988 Citrus

### LONGEST RUSHING PLAY


62 yds by DeChane Cameron vs. Cal., 1992 Citrus

### LONGEST SCORING RUSH

62 yds by DeChane Cameron vs. California,  
1992 Citrus

### MOST PASS ATTEMPTS

34 by Billy Lott vs. Baylor, 1979 Peach



Don Wade had two interceptions against Miami (FL) in the 1951 Orange Bowl.

### MOST PASS COMPLETIONS

17 by Billy Lott vs. Baylor, 1979 Peach

### MOST YARDS PASSING

214 by Rodney Williams vs. Penn St., 1988 Citrus

### LONGEST PASS PLAY

68 yds Harvey White to Gary Barnes vs. TCU  
1959 Bluebonnet

### LONGEST SCORING PASS

68 yds Harvey White to Gary Barnes vs. TCU  
1959 Bluebonnet

### MOST TOUCHDOWNS PASSING

2 by DeChane Cameron vs. Illinois,  
1991 Hall of Fame

### MOST PASSES HAD INTERCEPTED

4 by Billy Hair vs. Miami, 1952 Gator  
4 by Steve Fuller vs. Pittsburgh, 1977 Gator

### MOST PASS RECEPTIONS

8 (108) by Perry Tuttle vs. Baylor, 1979 Peach

### MOST YARDS RECEIVING

110 by Keith Jennings (7 rec.) vs. Penn St.  
1988 Citrus

### HIGHEST RECEIVING AVERAGE

22.0 by Rodney Fletcher (3-66) vs. W. Virginia  
1989 Gator

### MOST TOUCHDOWN PASSES CAUGHT

1 by eight players (last time by Terry  
Smith vs. Kentucky), 1993 Peach

### INTERCEPTIONS

2 by Don Wade vs. Miami, 1951 Orange

### INTERCEPTION YARDAGE

46 by Dorian Mariable vs. Penn St., 1988 Citrus

### LONGEST INTERCEPTION RETURN

46 by Dorian Mariable vs. Penn St., 1988 Citrus

### MOST FIELD GOALS

3 by Donald Igwebuike vs. Nebraska,  
1982 Orange  
3 by Chris Gardocki vs. Illinois,  
1991 Hall of Fame

### LONGEST FIELD GOAL

49 yds by Obed Ariri vs. Pittsburgh, 1977 Gator

### MOST BOWLS WITH FIELD GOAL

3 by Obed Ariri  
1 vs. Pittsburgh 1977 Gator  
1 vs. Ohio State 1978 Gator  
1 vs. Baylor 1979 Peach  
3 by Chris Gardocki  
2 vs. Oklahoma 1989 Citrus  
2 vs. West Virginia 1989 Gator  
3 vs. Illinois 1991 Hall of Fame

### PUNTS

8 (42.2) by Chuck Lynch vs. California, 1992 Citrus  
7 by Chris Gardocki vs. Oklahoma, 1989 Citrus

### PUNTING AVERAGE

47.7 (143 on 3) by Charlie Bussey vs. Colorado,  
1957 Orange

### LONGEST PUNT

67 by Banks McFadden vs. Boston College  
1940 Cotton

### PUNT RETURNS

6 by Billy Hair vs. Miami, 1952 Gator



**PUNT RETURN YARDAGE**

73 by Billy Hair vs. Miami, 1952 Gator

**LONGEST PUNT RETURN**

47 by Billy Davis, 1981 Orange

**KICKOFF RETURNS**

4 by Andy Headen vs. Baylor, 1979 Peach

4 by Terrance Roulhac vs. Minnesota  
1985 Independence**KICKOFF RETURN YARDAGE**90 by Terrance Roulhac vs. Minnesota  
1985 Independence**LONGEST KICKOFF RETURN**

72 yds by Billy Hair vs. Miami, 1952 Gator

**OPPONENT TEAM BESTS****FIRST DOWNS**

Most: 30 by Pittsburgh 1977 Gator

Fewest: 5 by Miami 1952 Gator

**YARDS TOTAL OFFENSE**

Most: 566 by Pittsburgh 1977 Gator

Fewest: 159 by TCU 1959 Bluebonnet

**TOTAL PLAYS**

Most: 88 by Pittsburgh 1977 Gator

Fewest: 46 by Miami 1951 Orange

**YARDS PER PLAY**

Most: 6.43 by Pittsburgh 1977 Gator

Fewest: 2.84 by TCU 1959 Bluebonnet

**RUSHING ATTEMPTS**

Most: 55 by Minnesota 1985 Independence

Fewest: 28 by Penn State 1988 Citrus

**RUSHING YARDS**

Most: 279 by Colorado 1957 Orange

Fewest: 59 by Illinois 1991 Hall of Fame

**YARDS PER RUSH**

Most: 5.37 by Colorado 1957 Orange

Fewest: 1.38 by Baylor 1979 Peach

**PASS ATTEMPTS**

Most: 40 by Stanford 1986 Gator

Fewest: 2 by Miami 1952 Gator

**PASS COMPLETIONS**

Most: 23 by Pittsburgh 1977 Gator

Fewest: 2 by Miami 1952 Gator

2 by Colorado 1957 Orange

**PASSING YARDS**

Most: 387 by Pittsburgh 1977 Gator

Fewest: 27 by Colorado 1957 Orange

**MOST INTERCEPTIONS**

4 by Miami 1951 Orange

4 by Pittsburgh 1977 Gator

**HIGHEST COMPLETION PERCENTAGE**

80.0 by Ohio State 1978 Gator

**LOWEST COMPLETION PERCENTAGE**

17.9 by Boston Coll. 1940 Cotton

**PUNTS**

Most: 10 by Boston Coll. 1940 Cotton

Fewest: 3 by Missouri 1949 Gator

3 by Pittsburgh 1977 Gator

**PUNTING AVERAGE**

Highest: 51.0 by Penn State 1988 Citrus

Lowest: 31.0 by Missouri 1949 Gator

**FUMBLES**

Most: 8 by Colorado 1957 Orange

Fewest: 0 by many

**FUMBLES LOST**

Most: 3 by Colorado 1957 Orange

3 by W. Virginia 1989 Gator

Fewest: 0 by many

**PENALTIES**

Most: 10 by Pittsburgh 1977 Gator

Fewest: 2-28 by Illinois 1991 Hall of Fame

**YARDS PENALIZED**

Most: 91 by Pittsburgh 1977 Gator

Fewest: 25 by Kentucky 1993 Peach

**TURNOVERS**

Most: 4 by Miami 1951 Orange

4 by W. Virginia 1989 Gator

4 by Illinois 1991 Hall of Fame

**PUNT RETURNS**

Most: 5 by Oklahoma 1989 Citrus

5 by California 1992 Citrus

Fewest: 0 by Missouri 1949 Gator

0 by Minnesota 1985 Independence

**PUNT RETURN YARDAGE**

Most: 124 by California 1992 Citrus

Fewest: 0 by Missouri 1949 Gator

0 by Minnesota 1985 Independence

0 by W. Virginia 1989 Gator

**KICKOFF RETURNS**

Most: 6 by Missouri 1949 Gator

6 by Penn State 1988 Citrus

6 by W. Virginia 1989 Gator

Fewest: 1 by Miami 1952 Gator

1 by LSU 1959 Sugar

1 by Pittsburgh 1977 Gator

**KICKOFF RETURN YARDAGE**

Most: 127 by Penn State 1988 Citrus

Fewest: 10 by Pittsburgh 1977 Gator

**OPPONENTS' INDIVIDUAL BESTS****MOST RUSHING ATTEMPTS**

23 by John Bayuk of Colorado, 1957 Orange

**MOST YARDS RUSHING**

121 by John Bayuk of Colorado, 1957 Orange

**MOST TOUCHDOWNS RUSHING**2 by Harold Entsminger of Missouri,  
1949 Gator

2 by John Bayuk of Colorado, 1957 Orange

2 by Harry Mallios of Miami, 1952 Gator

**LONGEST RUSHING PLAY**

45 yds by Frank Smith of Miami, 1951 Orange

**LONGEST SCORING RUSH**26 yds by Howard Cook of Colorado, 1957  
Orange

26 yds by Roger Craig of Nebraska, 1982 Orange

**MOST PASS ATTEMPTS**

40 by Greg Ennis of Stanford, 1986 Gator

**MOST PASS COMPLETIONS**

23 by Matt Cavanaugh of Pittsburgh, 1977 Gator

**MOST YARDS PASSING**

387 by Matt Cavanaugh of Pittsburgh, 1977 Gator

**LONGEST PASS PLAY**78 yds Bob Schneidenbach to Ed Lutes of Miami  
1951 Orange**BOWL RECORDS BY QUARTERS**  
Cumulative Score by Periods

	1st	2nd	3rd	4th	Total
Clemson	75	108	74	88	— 345
Opponents	40	105	56	72	— 273

**MOST POINTS, FIRST QUARTER**

Clemson: 14 vs. Missouri 1949 Gator

Opponent: 17 by California 1992 Citrus

**MOST POINTS, SECOND QUARTER**

Clemson: 20 vs. Stanford 1986 Gator

Opponent: 20 by Colorado 1957 Orange

**MOST POINTS, THIRD QUARTER**

Clemson: 14 vs. Colorado 1957 Orange

Opponent: 14 by Miami 1951 Orange

**MOST POINTS, FOURTH QUARTER**

Clemson: 20 vs. TCU 1959 Bluebonnet

Opponent: 14 by Stanford 1986 Gator

**MOST POINTS, FIRST QUARTER, BOTH TEAMS**20 California (17), Clemson (3) 1992  
Citrus**MOST POINTS, 2ND QUARTER, BOTH TEAMS**20 Colorado (20), Clemson (0) 1957  
Orange**MOST POINTS, 3RD QUARTER, BOTH TEAMS**

20 Clemson (6), Miami (14) 1951 Orange

**MOST POINTS, 4TH QUARTER, BOTH TEAMS**

20 Clemson (20), TCU(0) 1959 Bluebonnet

**MOST POINTS, FIRST HALF, BOTH TEAMS**37 California (27), Clemson (10) 1992  
Citrus**MOST POINTS, 2ND HALF, BOTH TEAMS**

28 Clemson (21), Colorado (7) 1957 Orange

**LONGEST SCORING PASS**39 yds Matt Cavanaugh to Elliott Walker of Pitt.  
1977 Gator39 yds Matt Knizner to Michael Alexander, Penn St.  
1988 Citrus**MOST TOUCHDOWNS PASSING**4 by Matt Cavanaugh of Pittsburgh  
1977 Gator**MOST PASS RECEPTIONS**

10 by Gordon Jones of Pittsburgh, 1977 Gator

**MOST YARDS RECEIVING**

163 by Gordon Jones of Pittsburgh, 1977 Gator

**HIGHEST RECEIVING AVERAGE**

20.3 by Elliott Walker of Pittsburgh, 1977 Gator

20.3 by Michael Timpson of Penn St, 1988 Citrus

**MOST TOUCHDOWN PASSES CAUGHT**

3 by Elliott Walker of Pittsburgh, 1977 Gator

**MOST FIELD GOALS**

3 by Doug Brien of California, 1992 Citrus

**LONGEST FIELD GOAL**

35 yds by R.D. Lasher of Oklahoma, 1989 Citrus

**MOST PUNT RETURN YARDS**124 yds by Brian Treggs of California, 1992  
Citrus**LONGEST PUNT RETURN**

72 by Brian Treggs of California, 1992 Citrus



# 1940 Cotton Bowl

**Clemson** 6  
**Boston College** 3

Jess Neely's last Clemson team won eight games in the regular season with just one loss to Tulane. The 8-1 Tigers were rewarded with an invitation to play Boston College in the fourth Cotton Bowl, but Clemson first had to get permission from the Southern Conference, which they immediately granted. The 1939 season not only resulted in Clemson's first bowl appearance, but also the Tigers' first first-team All-American, Banks McFadden.

On the last play of the first quarter, Bru Trexler punted to BC's Charlie O'Rourke, who fielded the punt on the Clemson 40 and returned it to the 13. Two running plays lost 10 yards, but on third down Frank Davis gained six. Alex Lukachik then kicked a 34-yard field goal to put the Eagles up, 3-0.

Clemson's scoring drive began when McFadden returned an Eagle punt to the 33. Charlie Timmons rushed for 15 yards in two plays, and two plays after that, McFadden hit Wister Jackson with a 16-yard pass to the Eagle 20. Timmons ran the final 20 yards in three carries, but Shad Bryant missed the extra point.

Later in the period, a 51-yard punt by McFadden started Boston College at its 20. The Eagles fumbled on first down and Clemson's George Fritts recovered at the 24. The Tigers could do nothing with the gift, however, as Joe Blalock fumbled after a short pass.

The game turned into a defensive struggle in the second half, although Boston College did penetrate deep into Clemson territory on two occasions. The Eagles took the opening kickoff to the Clemson 19, but a holding penalty and an incomplete pass ended the threat and BC was forced to punt.

Late in the game, the Eagles drove to the Clemson 11, but Bryant and McFadden each broke up two passes and Clemson took over on downs.

McFadden effectively bottled up the Eagles other than those drives with his punting. His 45-yard average on nine kicks,



**McFadden averaged 45 yards a punt, had four pass deflections and quarterbacked the Tigers to victory over Frank Leahy's Boston College team.**

including two boots for 51 and 55 yards in the second half, prevented Boston College from getting good field position, and the Clemson defense made the 6-3 score stand.

## JANUARY 1, 1940 AT DALLAS, TX

<b>CLEMSON</b>	0	6	0	0	—6
<b>BOSTON</b>	0	3	0	0	—3

BC—Lukachik 34 FG  
 CU—Timmons 2 run (Bryant kick failed)  
 Att—20,000

Team Statistics	CU	BC
First Downs	11	9
Rushed/Yards	47-204	37-102
Passing Yardage	35	75
Total Offense	239	177
Yards/Play	4.69	2.95
Passes	2-4-1	4-23-1
Punts	11-44.0	10-42.0
Fumbles/Lost	5-3	3-2
Penalties/Yards	8-80	9-85
Turnovers	4	3

### Individual Rushing (Att-Yds)

CU—Timmons (27-115), Bryant (14-56), McFadden (6-33)  
 BC—Ananis (11-43), O'Rourke (8-41)

### Individual Passing (Comp-Att-Int-Yds-TD)

CU—McFadden (2-3-0-35-0), Blalock (0-1-1-0-0)  
 BC—Toczowski (4-23-1-73-0)

### Individual Receiving (Catches-Yds-TD)

CU—Blalock (1-19-0), Jackson (1-16-0)



**Timmons rushed for 115 yards and the game's only touchdown.**



# 1949 Gator Bowl

Clemson opened the 1948 season with a 53-0 shutout of Presbyterian in the Tigers' first-ever night home game and they closed the regular season with a 20-0 blanking of The Citadel in the first game played at the Bulldogs' Johnson Hagood Stadium. In between, the Tigers shut out three more opponents and beat five others on the way to a 10-0 record, a ninth-place ranking in the polls, and an invitation to play Missouri in the fourth Gator Bowl.

Clemson kicked off, but three plays later Missouri fumbled and Clemson's Bob Martin recovered at the 19. A pass interference call gave the Tigers the ball at the one, and Fred Cone scored from there. Jack Miller added the point after and Clemson led, 7-0.

Ray Mathews recovered a Missouri fumble later in the quarter to give Clemson the ball at its 35. Mathews took the next play for 26 yards and five plays later Bobby Gage passed to Martin for 19 more. Cone scored for the second time from the one, and Miller's conversion gave the Southern Conference champs a 14-0 lead.

After a kickoff, Missouri launched an 80-yard drive to score its first touchdown. Harold Entsminger capped the 13-play march with a quarterback sneak from the two. Robertson Dawson added the seventh point.

Gage was intercepted on the next Clemson drive and Wilbur Volz returned the theft to the Missouri 46. Missouri kept the ball on the ground and Entsminger carried over from the one for the score. Dawson added his second point after and the game was tied up at 14.

Clemson took the second-half kickoff and used up six minutes of clock on the way to its third touchdown. Gage ran and passed for 19 yards on two separate plays and the Tigers scored on a flea-flicker pass from Cone to Gage to John Poulos in the end zone. Miller completed the 80-yard drive with his third PAT.

A Missouri punt rolled dead at the Clemson one, and after an incomplete pass, Gage threw a pass that hit the ground in the end zone and was ruled a safety. Clemson's lead was then cut to 21-16.

Clemson then launched an 11-play surge to the Missouri 12. With fourth-and-10, Miller kicked a 32-yard field goal that would prove to be the winning points.

Dave Ashley returned the kickoff to the Missouri 40, and seven plays later, halfback Richard Braznell passed to Kenneth Bounds for a 20-yard touchdown. Dawson added the point to bring Missouri within one point with five minutes left. (Two-point conversions were not a part of the game yet). Clemson took the kickoff and ran out the clock to preserve the win.

**Clemson** 24  
**Missouri** 23

JANUARY 1, 1949 AT JACKSONVILLE, FL

CLEMSON	14	0	7	3	—24
MISSOURI	0	14	2	7	—23

CU—Cone 1 run (Miller kick)

CU—Cone 1 run (Miller kick)

UM—Entsminger 2 run (Dawson kick)

UM—Entsminger 1 run (Dawson kick)

CU—Poulos 9 pass from Gage (Miller kick)

UM—Safety, Gage pass grounded in end zone

CU—Miller 32 FG

UM—Bounds 20 pass from Braznell (Dawson kick)

Att—35,273 (New Gator Bowl attendance record)

Team Statistics	CU	UM
First Downs	19	16
Rushes/Yards	42-186	52-225
Passing Yardage	112	73
Total Offense	298	298
Passes	10-23-1	4-8-0
Punts	1-35.0	3-31.0
Fumbles/Lost	1-0	3-2
Penalties/Yards	2-10	4-42

## Individual Rushing (Att-Yds)

CU--Mathews (11-73), Cone (14-72), Gage (15-25)

UM--Entsminger (17-77), Carras (12-73), Braznell (15-37)

## Individual Passing (Comp-Att-Int-Yds-TD)


CU--Gage (10-23-1-112-1)

UM--Braznell (2-2-0-57-1), Entsminger (2-6-0-16-0)

## Individual Receiving (Catches-Yds-TD)

CU--Thompson (4-48-0), Poulos (3-28-1), Martin (1-19-0)

UM--Bounds (2-57-1), Wren (1-8-0), Sheehan (1-8-0)



Jack Miller, with Jim Miller (no relation) holding, gave Clemson a 24-23 win over Missouri in the 1949 Gator Bowl. It was Clemson's only field goal of the season and gave the Tigers a perfect 11-0 record.





# 1951 Orange Bowl

**Clemson** 15  
**Miami (FL)** 14

Clemson's bid for a repeat of the 1948 perfect season ended when the Tigers had to rely on the toe of Charlie Radcliff to tie South Carolina after three season-opening shutouts. Clemson regrouped, however, with a 13-12 win at Wake Forest and then won the remaining four games by convincing margins. The Tigers' 8-0-1 mark and second-place finish in the Southern Conference earned them a bid to play Miami, who was also undefeated at 9-0-1, in the 17th Orange Bowl.

After a scoreless first quarter, Clemson got on track with a 45-yard pass from Billy Hair to Bob Hudson that put the Tigers at the Miami one. Fred Cone capped the 76-yard drive on third down with a sweep for the score and Radcliff tacked on the extra point.

Clemson mounted a six-play, 70-yard drive in the third quarter for its second touchdown. Hair threw a 31-yard pass to Ray Mathews, who, as the papers said, "made a circus catch with two men on his back," to move the Tigers to the Miami 28. Hair tossed a pass to Glenn Smith at the Miami seven and Smith scrambled in for the score. Radcliff's extra point try was blocked.

Miami caught fire two minutes later when Jack Delbello intercepted a pass in the Clemson end zone and returned it to the 40, and then a 10-yard penalty was assessed the Tigers for unnecessary roughness. On the next play, Frank Smith ran a reverse for 45 yards to move to the Clemson five. Harry Mallios took a pitch from quarterback Bob Schneidenbach in for the score and Gordon Watson added the conversion.

Miami went 95 yards in five plays for its second score. Ed Lutes caught a pass at midfield and rambled down to the Clemson 17 before he was stopped. On fourth down, Jack Hackett threw to Frank Smith for the score and Watson's point put Miami in the lead for the first time, 14-13.

Mallios' 80-yard punt return was called back and two clipping infractions and one unnecessary roughness penalty put Miami in a deep hole with six minutes left in the game. Frank Smith took a pitch-out from Hackett, but before Smith could get out of the end zone, Sterling Smith, a second-team defensive guard for Clemson,

tripped him up for a safety, and Clemson led 15-14. Don Wade ended the last Miami threat with an interception, his second of the game, and Clemson ran out the clock for the win.

## JANUARY 1, 1951 AT MIAMI, FL

<b>CLEMSON</b>	0	7	6	2	—15
<b>MIAMI (FL)</b>	0	0	14	0	—14

CU—Cone 1 run (Radcliff kick)

CU—G. Smith 21 pass from Hair (kick blocked)

UM—Mallios 5 run (Watson kick)

UM—F. Smith 17 pass from Hackett (Watson kick)

CU—Safety, F. Smith tackled in end zone by Sterling Smith

Att—65,181

### Team Statistics

	<b>CU</b>	<b>UM</b>
First Downs	19	7
Rushes/Yards	57-152	31-122
Passing Yardage	178	100
Total Offense	330	222
Yards Per Play	4.4	4.83
Passes	9-18-3	5-15-4
Punts	4-30.0	5-40.2
Fumbles/Lost	3-1	0-0
Penalties	2-20	5-55
Turnovers	4	4

### Individual Rushing (Att-Yds)

CU—Cone (31-81), Hair (10-48), Calvert (7-29)

UM—F. Smith (15-87), Mallios (9-25), Czaplinski (2-6)

### Individual Passing (Comp-Att-Int-Yds-TD)

CU—Hair (9-16-3-178-1), Calvert (0-1-0-0-0), Mathews (0-1-0-0)

UM—Schneidenbach (3-9-3-78-0), Hackett (1-5-1-17-1)

### Individual Receiving (Catches-Yds-TD)

CU—G. Smith (6-93-1), Hudson (1-46-0), Mathews (2-39-0)

UM—Lutes (1-78-0), F. Smith (2-19-1), Mallios (1-(-2)-0)

Sterling Smith's tackle won the 1951 Orange Bowl for the Tigers.



Sterling Smith's tackle of Miami's Frank Smith made Frank Howard a happy man. It gave Clemson a third straight bowl victory.





# 1952 Gator Bowl

**Miami (FL) 14**  
**Clemson 0**

**JANUARY 1, 1952 IN JACKSONVILLE, FL**

<b>CLEMSON</b>	<b>0</b>	<b>0</b>	<b>0</b>	<b>0</b>	<b>-0</b>
<b>MIAMI (FL)</b>	<b>7</b>	<b>7</b>	<b>0</b>	<b>0</b>	<b>-14</b>

UM—Mallios 11 run (Tremont kick)  
UM—Mallios 2 run (Tremont kick)  
Att—37,208

<b>Team Statistics</b>	<b>CU</b>	<b>UM</b>
First Downs	14	5
Rushes/Yards	44-145	50-119
Passing Yardage	88	55
Total Offense	64-233	52-174
Yds/Play	3.64	3.35
Passes	6-20-4	2-2-0
Punts	4-30.5	9-44.4
Fumbles/Lost	4-1	0-0
Penalties/Yards	0-0	4-30
Turnovers	5	0

## Individual Rushing (Att-Yds)

CU—Gressette (16-64), Hair (12-35), Shirley (7-33)  
UM—Mallios (20-50), Bow (13-33), Dooley (8-18)

## Individual Passing (Comp-Att-Int-Yds-TD)

CU—Hair (6-20-4-88-0)  
UM—Hackett (2-2-0-55-0)

## Individual Receiving (Catches-Yds-TD)

CU—Smith (4-55-0), Kempson (1-31-0), Gressette (1-2-0)  
UM—Lutes (1-40-0), McDonald (1-15-0)

Clemson won the first three games of the 1951 season as well as the last four. In between, however, the Tigers dropped games to Pacific and South Carolina on the road. The Gator Bowl Committee invited Clemson with its 7-2 record to play Miami (FL) in a rematch of the 1951 Orange Bowl, but the Southern Conference had decided to ban its teams from any bowl competition that season. Clemson and Maryland accepted bowl bids anyway, and were prohibited from playing any other conference team except each other the next year.

The Tigers opened the game with a bang as Billy Hair took Elmer Tremont's kickoff and returned it 72 yards to the Miami 26, but Clemson could only make six yards in four downs and the Tigers turned the ball over.


After an exchange of punts, Miami mounted an 82-yard drive to score the game's first touchdown. The drive was highlighted by quarterback Jack Hackett's only two passes of the game - a 15-yarder to Frank McDonald and a 40-yard throw to Ed Lutes. Two plays later, fullback Harry Mallios took the pitch and ran 11 yards for the score. Tremont added the extra point and Miami led, 7-0.

Miami defensive back Jim Dooley intercepted the first of four passes to kill the Clemson drive at the Miami 15. Clemson got the ball back after a punt, but on fourth down, defensive end Leo Martin blocked Hair's punt at the Clemson 32. Mallios converted twice on fourth down to keep the drive going, and he scored from two yards out. Tremont converted again and Miami had all the points it needed.

The Clemson defense turned stingy in the second half, as the Tigers did not allow Miami to penetrate their 35 and the Hurricanes did not gain another first down. The Clemson offense moved well, but a fumble at the Miami 18 and three Dooley interceptions inside the 20 kept Clemson off the scoreboard as Miami handed the Tigers their first bowl loss in four tries.



Billy Hair took the opening kickoff 72 yards, but the Tigers were shutout by a timely Miami (FL) defense.



Dooley's four interceptions shut down the Clemson offense.



# 1957 Orange Bowl

**Colorado** 27  
**Clemson** 21

Clemson claimed its first Atlantic Coast Conference championship in 1956 on the strength of a 4-0-1 league mark. The Tigers were 7-1-2 overall and were a surprise choice to participate in the 22nd Orange Bowl, as only three weeks before their selection, the Tigers had been shut out by Miami, 21-0, in the same stadium. Colorado, which was 7-2-1 and the Big-Seven runnerup, was chosen as Clemson's opponent.

After a scoreless first quarter, Colorado got on track with a seven-play, 75-yard drive. The Buffaloes' catalyst was a 26-yard run by Bob Stransky that moved the ball to the Clemson 23. Four plays later, John "The Beast" Bayuk scored from the two. Ellwin Indorf added the point after.

Stransky intercepted an errant Charlie Bussey pass at the Clemson 46 and returned it to the 10 to spark Colorado's second score. Boyd Dowler, who later starred with the Packers, scored from six yards out two plays later. Howard Cook added the conversion and Colorado led 14-0.

Colorado's Frank Clarke partially blocked Horace Turbeville's punt on the next Clemson drive and the Buffaloes recovered on the Clemson 26. Cook then went wide right and scored on the next play, but he missed the extra point.

Clemson came out of the locker room and marched 69 yards in 15 plays to score on Joel Wells's three-yard run. Bussey's extra point try was good.

After a Colorado punt, Clemson moved to the 29 on Bob Spooner's two runs. Three plays later, Wells ran 58 yards on a counter trap off the belly series for the Tigers' second score. Bussey's point after made the score 20-14 Colorado.

Clemson recovered the ensuing onside kick, but the Tigers were forced to punt four plays later. Colorado then fumbled at its 11 and Tommy Sease recovered for the Tigers at the 10. Spooner, who had been the workhorse on the first scoring drive, carried the ball over from the one, and with Bussey's third extra point, Clemson led for the first time at 21-20, with 11:22 to go.


Although leading, Bussey attempted a second onside kick. Colorado recovered and marched 53 yards in eight plays to go ahead for good on Bayuk's one-yard plunge. Indorf kicked the extra point and the Buffaloes led, 27-21. The two teams traded turnovers, and Colorado ran out the clock.

Frank Howard's threatened resignation during intermission inspired Clemson's comeback in the second half.

"I told them I was going to resign if they didn't play better in the second half. I told them I didn't want to be associated with any team that played like they did in the first half."

When Howard met Dal Ward, Colorado's Head Coach, at midfield, Ward asked him what was the matter with his team. Howard replied "I just don't know."

Later Howard explained that the Tigers just refused to block in the first half, but in the second half they got down to business. He had words of praise for John Bayuk, Colorado's big fullback, and said he was as good as any fullback that Clemson had faced all year.



**Bob Spooner (with ball, bottom right) scored the lead touchdown for the Tigers with 11:12 left.**

UC—Bayuk 2 run (Indorf kick), 9:08 (2nd)  
 UC—Dowler 6 run (Cook kick), 6:53 (2nd)  
 UC—Cook 26 run (Kick failed) 4:02 (2nd)  
 CU—Wells 3 run (Bussey kick), 6:07 (3rd)  
 CU—Wells 58 run (Bussey kick), 0:27 (3rd)  
 CU—Spooner 1 run (Bussey kick), 11:12 (4th)  
 UC—Bayuk 1 run (Indorf kick), 7:13 (4th)  
 Att—72,552

Teams Statistics	CU	UC
First Downs	14	16
Rushes/Yards	60-217	52-279
Passing Yardage	25	27
Total Offense	69-242	56-306
Yds/Play	3.51	5.46
Passes	4-9-2	2-4-0
Punts	7-37.8	5-36.6
Fumbles/Lost	0-0	8-3
Penalties/Yards	4-40	5-55
Turnovers	2	3

## Individual Rushing (Att-Yds)

CU—Wells (18-125), Spooner (18-65), Hayes (9-28)  
 UC—Bayuk (23-121), Stransky (7-59), Dove (6-36)

## Individual Passing (Comp-Att-Int-Yds-TD)

CU—Bussey (3-8-2-9-0), Turbeville (1-1-0-16-0)  
 UC—Morley (1-1-0-18-0), Stransky (1-1-0-0-0), Dowler (0-1-0-0-0)

## Individual Receiving (Catches-Yds-TD)

CU—Lawrence (1-16-0), W. Smith (1-16-0), Horne (2-(-7)-0)  
 UC—Clark (1-18-0), Dowler (1-9-0)

**JANUARY 1, 1957 AT Miami, FL**

CLEMSON	0	0	14	7	—21
COLORADO	0	20	0	7	—27



# 1959 Sugar Bowl

South Carolina, who had been shut out by Clemson the previous two years, scored 20 second half points to take a 26-6 win over Frank Howard's 1958 team. The only other blemish on the ACC Champions' 8-2 regular season record was a 13-0 loss at Georgia Tech. For their efforts, the Tigers were invited to play the nation's number-one team, Louisiana State, in the 25th Sugar Bowl.

LSU drove deep into Clemson territory three times in the first half, but two fumbles and a thwarted fake field goal killed the drives. Clemson could do no better, though, as none of its first six drives went past midfield.

Clemson moved to the LSU 27 on its first drive of the second half, but a fumble gave the ball back to the other set of Tigers. On Clemson's next possession, however, LSU got the break it had been looking for. On fourth down, the ball slipped out of snapper Paul Snyder's hands and hit up-man Doug Cline in the leg and Duane Leopard recovered for LSU at the Clemson 11.

LSU picked up two yards on its first three tries, but on fourth down halfback Billy Cannon hit tight end Mickey Mangham in the corner of the end zone for the only score of the game. Cannon kicked the extra point and LSU led 7-0.

Clemson had one last chance late in the fourth quarter. The Tigers started at their 17 and 17 plays later were on the LSU 28, but Harvey White's fourth-down pass to George Usry was incomplete. LSU took over on downs and ran out the clock.

In his usual relaxed way, Coach Frank Howard of Clemson said he was pleased with his team.

"Hell! I think we'd have beat them if that boy had held onto that little screen pass," Howard said. "I was going for those two points and beat them."

"I didn't think we would hold them to one touchdown, but I didn't think they would shut us out, either."

"LSU has a good team, they rate the No. 1 spot in the nation.

"Cannon is quite a boy. Deserves his All-American rating."

"It was a wonderful victory. They're just as fine when you win 'em, 7-0 as 30-0. I'm very happy that we won," said LSU Coach Paul Dietzel, who won the national championship at age 34.

"Clemson proved tougher than most people figured. But we knew we would have to play at our top peak to beat them. They were a good team."

**LSU** 7  
**Clemson** 0

**JANUARY 1, 1959 AT NEW ORLEANS, LA**

<b>CLEMSON</b>	0	0	0	0	—0
<b>LSU</b>	0	0	7	0	—7

LSU—Mangham 9 pass from Cannon (Cannon kick), 2:31 (3rd)  
Att—82,000

<b>Team Statistics</b>	<b>CU</b>	<b>LSU</b>
First Downs	12	9
Rushes/Yards	64-168	37-114
Passing Yardage	23	68
Total Offense	68-191	48-182
Passes	2-4-0	4-11-0
Punts	6-32.8	6-41.7
Punt Returns	3-11	2-19
Kickoff Returns	2-53	1-31
Fumbles/Lost	3-2	4-2
Penalties/Yards	2-20	5-35

## Individual Rushing (Att-Yds)

CU - Hayes (17-55), Usry (10-29), Morgan (10-28)

LSU - Cannon (13-51), Davis (2-17), Purvis (3-13), Broadnax (3-17)

## Individual Passing (Comp-Att-Int-Yds-TD)


CU - White (1-3-0-11-0); Shingler (1-1-0-12-0)

LSU - Rabb (2-7-0-33-0), Cannon (1-1-0-9-1); Matherne (1-3-0-26-0)

## Receiving (Rec-Yds)

CU - Cox (1-12), Anderson (1-11)

LSU - Mangham (2-33-1), McClain (1-26), Cannon (1-9)



The Tigers, wearing dark blue jerseys for the first time, gather around Frank Howard prior to kickoff for the 1959 Sugar Bowl.

LSU clinched the national championship with a tough, 7-0 win over Clemson.



# 1959 Bluebonnet Bowl

**Clemson**                      **23**  
**TCU**                                **7**

DECEMBER 19, 1959 AT HOUSTON, TX					
CLEMSON	0	3	0	20	—23
TCU	0	7	0	0	—7

The 1959 season was one of firsts, lasts, and other milestones. Clemson won the last "Big Thursday" game with archrival South Carolina, 27-0, one of five opponents the Tigers would whitewash, the second-highest shutout total in a Clemson season. The 9-2 team was Clemson's third ACC Championship unit, and Frank Howard's last bowl team. After the season-ending win over Furman, Clemson was invited to play Texas Christian in the inaugural Bluebonnet Bowl, which would be the Tigers' second post-season appearance in the calendar year of 1959. The 23-7 win over the Horned Frogs was Clemson's 300th football victory.

Alternate quarterback Lowndes Shingler guided Clemson on a 12-play, 63-yard drive to the TCU five, but the Tigers stalled. Lon Armstrong hit on a 22-yard field goal as the second quarter started, to put Clemson up, 3-0.

Not to be outdone, TCU second-stringer Donald George moved his team on a 12-play, 63-yard drive to the Clemson end zone. The Horned Frogs scored the go-ahead touchdown on a 19-yard halfback pass from Jack Reding to Harry Moreland.

Neither team scored in the third quarter, but Clemson did drive to the TCU 29 midway through the period. Harvey White's fourth-down pass to George Usry was just one yard short of the needed first down and TCU took over.

Clemson got pass-happy in the final 15 minutes and scored two touchdowns for a comfortable lead. With a third-and-18 situation at the Clemson 32, White threw to end Gary Barnes who caught the ball at midfield and sprinted in for a score. After an interception, Shingler threw to Tommy King coming across the middle for a 23-yard touchdown, but Shingler's point after was wide, and Clemson led, 16-7.

Clemson returned to its running game for its final scoring drive late in the quarter. Shingler, Doug Daigneault, and Ron Scrudato moved the Tigers from their 37 to the TCU one and Scrudato ran off right tackle for the score. Armstrong's kick put the game out of TCU's reach and it capped a 20-point fourth quarter for the Tigers.

CU—Armstrong 22 FG  
 TCU—Moreland 19 pass from Reding (Dodson kick)  
 CU—Barnes 68 pass from White (Armstrong kick)  
 CU—King 23 pass from Shingler (kick failed)  
 CU—Scrudato 1 run (Armstrong kick)  
 Att—55,000

Team Statistics	CU	TCU
First Downs	16	12
Rushes/Yards	54-203	39-89
Passing Yardage	103	70
Total Offense	67-306	56-159
Yds/Play	4.57	2.84
Passes	6-13-1	7-17-4
Punts	3-37.0	5-32.0
Fumbles/Lost	3-1	1-0
Penalties/Yards	3-23	5-35
Turnovers	2	4

## Individual Rushing (Att-Yards)


CU—Shingler (3-65), Daigneault (12-50), Cline (9-33)  
 TCU—Spikes (11-33), Harris (8-29), Moreland (7-18)

## Individual Passing (Comp-Att-Int-Yds-TD-Long)

CU—White (4-9-1-69-1-68), Shingler (2-4-0-34-1-23)  
 TCU—George (3-7-2-37-0-18), Dawson (2-4-1-4-0-7), Sledge (1-3-1-10-0-10), Reding (1-2-0-19-1-19)

## Individual Receiving (Catches-Yds-TD-Long)

CU—Barnes (1-68-1-68), King (1-23-1-23), Usry (2-5-0-6)  
 TCU—Moreland (2-37-1-19), Harris (2-17-0-10), Meyer (1-14-0-14)



Ron Scrudato put the game out of TCU's reach with a one-yard run in the fourth period, capping Clemson's highest scoring fourth period in its bowl history.

Clemson won its 300th game in history with the victory in the first Bluebonnet Bowl.



# 1977 Gator Bowl

Clemson resurfaced in the national spotlight in 1977 after winning eight games and making its first bowl appearance in 18 years. First-year coach Charley Pell guided his team to a 7-6 win at Georgia, a near-upset of eventual National Champion Notre Dame at home, and had come within an extra point of claiming the ACC Championship. After Jerry Butler's twisting, diving catch in the end zone beat South Carolina, Clemson accepted the invitation to play defending National Champion Pittsburgh in the 33rd annual Gator Bowl.

Clemson won the opening coin toss, but that was to be the only thing the Tigers would win that night as the Matt Cavanaugh-led Panthers scored six of the 12 times they had the ball, set seven Gator Bowl records, and handed the Tigers one of their 25 worst defeats in history with a 34-3 score.

Cavanaugh threw four touchdown passes (three to fullback Elliott Walker), passed for a Clemson opponent record 387 yards and accounted for 402 yards in total offense. Pitt set a Gator team record for passing yards and first downs, while Cavanaugh set the individual mark for passing yardage. If that was not enough, the Pitt defense stymied the Clemson offense all night by keeping Steve Fuller & Company bottled up or causing turnovers when the Tigers' offense did get on track.

Pitt was leading 17-0 when the Tigers began their only scoring drive early in the second quarter. Fuller mixed passes to Anthony King and Butler with runs by Ken Callicutt to move to the Pitt 32. The drive bogged down and Obed Ariri hit on a 49-yard field goal which set the Gator Bowl record for distance.

Although the Tigers were out-classed by Pittsburgh, the 1977 appearance in the Gator Bowl was the start of a new era of football pride for Clemson.

**Pittsburgh** 34  
**Clemson** 3

## Individual Rushing (Att-Yds)

CU—Fuller (13-34), Callicutt (7-32), Perry (4-22)

UP—E. Walker (15-53), Hawkins (2-43), Heath (3-23)

## Individual Passing (Comp-Att-Int-Yds-TD-Long)

CU—Fuller (10-23-4-158-0-46)

UP—Cavanaugh (23-36-0-387-4-41), Heath (0-1-1-0-0-0)

## Individual Receiving (Catches-Yds-Tds-Long)

CU—Butler (4-64-0-22), Weddington (2-57-0-46), King (3-30-0-15)

UP—Jones (10-163-1-41), E. Walker (6-121-3-39), Reutersham (5-74-0-22)

## Interceptions

CU—Ryan 1-0

UP—Jury 2-60, DeCiccio 1-0, Jackson 1-0

## Punt Returns

CU—Jordan 1-12

UP—G. Jones 2-4

## Kickoff Returns

CU—Jordan 3-66, Haglan 1-10, Underwood 1-39

UP—Balzer 1-10

## Clemson Tackle Leaders

Scott 13, Heniford 13, Bubba Brown 11, Ronnie Smith 9, Brooks 10, Stuckey 10, Reese 7, Tuten 6

## DECEMBER 30, 1977 AT JACKSONVILLE, FL

CLEMSON	0	3	0	0	—3
PITTSBURGH	10	7	7	10	—34

UP—E. Walker 39 pass from Cavanaugh (Schubert kick), 11:50 (1st)

UP—Schubert 24 FG, 1:07 (1st)

UP—E. Walker 10 pass from Cavanaugh (Schubert kick), 12:04 (2nd)

CU—Ariri 49 FG, 10:05 (2nd)

UP—Jones 10 pass from Cavanaugh (Schubert kick), 4:29 (3rd)


UP—Schubert 21 FG, 14:52 (4th)

UP—E. Walker 25 pass from Cavanaugh (Trout kick), 8:02 (4th)

Att—72,289 (New Gator Bowl attendance record)

## Team Statistics

	CU	UP
First Downs	14	30
Rushes/Yards	36-110	51-179
Passing Yardage	158	387
Total Offense	59-268	88-566
Yards/Play	4.54	6.43
Passes	10-23-4	23-37-1
Punts	4-33.3	3-43.5
Fumbles/Lost	1-0	5-1
Penalties/Yards	3-24	10-91
Turnovers	4	2



Steve Fuller's 192 yards of total offense were not enough against defending National Champion Pittsburgh.

The Tigers make their first bowl appearance in 18 years.



# 1978 Gator Bowl

**Clemson** 17  
**Ohio State** 15

The Clemson team of 1978 was notable for many reasons, and not the least of which was a 17-15 victory over Ohio State in the Gator Bowl. The '78 team won 11 games (eight by convincing margins), had the nation's longest winning streak after the bowl game, changed head coaches 19 days before the Gator Bowl, and ended the coaching career of Woody Hayes.

The first quarter of new Clemson coach Danny Ford's first game was scoreless, although Ohio State had been stopped at the Clemson one-yard line on a fourth-down play.


The second quarter was unusual in that there were four possessions in the stanza and each team scored twice. Ohio State drove to the Clemson nine on the passing of Art Schlichter, but the Buckeyes had to settle for Bob Atha's 27-yard field goal.

Clemson quarterback Steve Fuller engineered an impressive 80-yard, 15-play drive after the kickoff. Staying mostly on the ground, Fuller himself ran around left end from four yards out to give Clemson the lead. Obed Ariri's point after made the score 7-3.

Schlichter duplicated Fuller's feat nine plays later, but Clemson right end Steve Gibbs blocked Vlade Janakiewski's extra point try, leaving Ohio State in the lead, 9-7.

Clemson got the ball back with 1:15 remaining in the quarter and Fuller passed his way to the Buckeye 30. With only five seconds left, Ariri hit a 47-yard field goal that gave the Tigers a 10-9 lead at halftime.

Clemson scored the only points of the third quarter as the



Bubba Brown, Clemson's career tackle leader, had 22 tackles against Ohio State, still the second highest single game total in Clemson history.

running combination of Fuller, Marvin Sims, and Warren Ratchford ground out 83 yards in 18 plays. Cliff Austin went the final yard for the score, and Ariri's conversion gave Clemson a 17-9 cushion.

With 8:11 left in the game, Schlichter scored his second touchdown to bring Ohio State within two points. Jim Stuckey tackled Schlichter on a sweep to prevent the two-point play, and Clemson still led at 17-15.

Ohio State mounted one final drive. Faced with third-and-five at the Clemson 24, an interception by second-team middle guard Charlie Bauman (the only theft of his four-year career) killed the drive. Bauman was run out-of-bounds on the Ohio State sideline, and Buckeye coach Woody Hayes swung at the Clemson player. Consecutive unsportsmanlike conduct penalties gave Clemson excellent field position, and Fuller was able to run out the clock, giving Clemson its first win over a Big Ten team.

DECEMBER 29, 1978 AT JACKSONVILLE, FL					
CLEMSON	0	10	7	0	—17
OHIO ST.	0	9	0	6	—15

OSU—Atha 27 FG, 12:08 (2nd)

CU—Fuller 4 run (Ariri kick), 5:03 (2nd)

OSU—Schlichter 4 run (kick blocked), 1:21 (2nd)

CU—Austin 1 run (Ariri kick), 2:16 (3rd)

OSU—Schlichter 1 run (Run failed), 8:11 (4th)

Att—72,011

Team Statistics	CU	OSU
First Downs	20	16
Rushes/Yards	60-207	44-150
Passing Yardage	123	205
Total Offense	80-330	64-355
Yds/Play	4.1	5.6
Passes	9-20-0	16-20-1
Punts	6-38.3	4-41.5
Fumbles/Lost	5-1	1-0
Turnovers	1	1
Punt Returns	1-(-8)	3-7
Kickoff Returns	2-38	4-94
Interception Returns	1-12	0-0
Penalties/Yards	7-65	7-83

## Individual Rushing (Att-Yds)

CU—Perry (14-54), Ratchford (10-54), Fuller (17-38)

OSU—Schlichter (18-70), Springs (10-42), Campbell (11-26)

## Individual Passing (Comp-Att-Int-Yds-TD-Long)

CU—Fuller (9-20-0-123-0-28)

OSU—Schlichter (16-20-1-205-0-37)

## Individual Receiving (Catches-Yds-TD-Long)

CU—Butler (4-44-0-17), Tuttle (3-41-0-20), Clark (1-28-0-28)

OSU—Barwig (2-51-0-34), Hunter (2-49-0-37), Donley (3-44-0-34)

## Interception Returns

CU—Bauman 1-12

OSU—None

## Kickoff Returns

CU—Jordan 2-38

OSU—Donley 3-79, Murray 1-15

## Punt Returns

CU—Jordan 1-(-8)

OSU—Guess 3-7

## Clemson Tackle Leaders

Bubba Brown 22, Randy Scott 16, Jim Stuckey 11, Steve Ryan 10



# 1979 Peach Bowl

**Baylor** 24  
**Clemson** 18

Clemson made its third consecutive bowl appearance in 1979 after an 8-3 season. The year included a 19-10 win over Gator Bowl-bound North Carolina and a dramatic, come-from-behind 16-10 victory at Notre Dame. The 1979 season was also Danny Ford's first full campaign as head coach.

The Tigers got on the board first with an eight-play, 66-yard drive highlighted by Billy Lott's 27-yard pass to Lester Brown. Brown scored two plays later on a one-yard dive over the middle and Obed Ariri's point after made the score 7-0 midway through the first period.

Baylor took the lead on two second-quarter touchdown passes from Mike Brannon to Bo Taylor and Robert Holt. Robert Bledsoe converted after both scores and the Southwest Conference representatives led 14-7 at intermission.

Clemson took the second half kickoff and a combination of runs by Lott, Brown, and Tracy Perry took the Tigers to the Baylor 22. The drive stalled there and Ariri's 40-yard field goal narrowed the margin to 14-10.

Quarterback Mickey Elam led Baylor on a 64-yard field goal drive after the kickoff, and he later threw a seven-yard touchdown to Raymond Cockrell to push the Bears' lead to 24-10.

Mike Singletary (future All-Pro with the Chicago Bears), led the Baylor defense with 20 tackles. He was a major reason Clemson gained a season low 67 yards rushing in 51 attempts.

Andy Headen began Clemson's furious comeback with a blocked punt that was recovered by James Robinson at the Baylor one. Chuck McSwain scored with 20 seconds left in the game and Lott passed to Jeff McCall for the two-point conversion. Headen recovered the ensuing onside kick, and Lott completed a 30-yard pass to Perry Tuttle to move the Tigers to the Baylor 33. An interception killed the winning touchdown drive, however, and Baylor ran out the remaining seconds for the win.

## DECEMBER 31, 1979 IN ATLANTA, GA

<b>CLEMSON</b>	<b>7</b>	<b>0</b>	<b>3</b>	<b>8</b>	<b>-18</b>
<b>BAYLOR</b>	<b>0</b>	<b>14</b>	<b>10</b>	<b>0</b>	<b>-24</b>


CU—L. Brown 1 run (Ariri kick), 6:04 (1st)

BU—Taylor 3 pass from Brannon (Bledsoe kick), 14:55 (2nd)

BU—Holt 24 pass from Brannon (Bledsoe kick), 12:20 (2nd)

CU—Ariri 40 FG, 10:36 (3rd)

BU—Bledsoe 29 FG, 8:17 (3rd)



**Chuck McSwain's fourth quarter score brought Clemson within a touchdown.**

BU—Cockrell 7 pass from Elam (Bledsoe kick), 3:43 (3rd)

CU—McSwain 1 run (McCall pass from Lott), 0:20 (4th)

Att—57,731

Team Statistics	CU	BU
First Down	20	11
Rushes/Yards	51-67	45-62
Passing Yardage	213	172
Total Offense	85-280	62-234
Yds/Play	3.29	3.77
Passes	17-34-3	8-17-0
Punts	9-31.5	9-40.7
Fumbles/Lost	1-0	4-2
Penalties/Yards	7-47	4-30
Turnovers	3	2

### Individual Rushing (Att-Yds)

CU—L. Brown (25-76), Perry (5-28), M. Sims (3-15)

BU—Abercrombie (12-32), Elam (7-13), Brannon (6-12)

### Individual Passing (Comp-Att-I-Yds-TD-Long)

CU—Lott (17-34-3-213-0-27)

BU—Elam (4-11-0-86-1-63), Brannon (4-6-0-86-2-31)

### Individual Receiving (Catches-Yds-TD-Long)

CU—Tuttle (8-108-0-30), Gaillard (4-48-0-17), Brown (3-43-0-27)

BU—Abercrombie (1-63-0-63), Holt (2-52-1-28), Taylor (2-34-1-31)

### Interception Returns

CU—None

BU—Young 1-22, Vines 1-0, Fields 1-5

### Punt Returns

CU—Hall 5-21, Headen 1-21

BU—Fields 3-14


### Kickoff Returns

CU—Headen 4-74, McSwain 1-18, Hall 1-(-7)

BU—Gentry 2-32, Vines 1-26

### Clemson Tackle Leaders

Jeff Davis 14, Jim Stuckey 14, Steve Durham 12, Bubba Brown 10, David Reed 6



**Willie Underwood made this stop on Baylor's Walter Abercrombie. Future pros Terry Kinard (43), Jeff Davis (45) and Jeff Bryant (99), joined Rex Varn (13) to help with the tackle.**

1995 Clemson Football

Mike Singletary leads Baylor with 20 tackles.



# 1982 Orange Bowl

**Clemson** 22  
**Nebraska** 15

After 86 years of playing football, Clemson claimed its first National Championship with a 22-15 win over perennial Big Eight power Nebraska in the 48th Orange Bowl. After a 13-3 win over 1980 National Champion Georgia at home, the Tigers worked their way to the number-one ranking in both wire service polls by season's end. The win over the Cornhuskers gave Clemson the national title and its third perfect season in history.

Nebraska took the kickoff, but three plays later, Tiger middle guard William Devane recovered a Mark Mauer fumble at the Nebraska 33. Quarterback Homer Jordan drove Clemson to the Nebraska 24 before the drive stalled, and Donald Igwebuike drilled a 41-yard field goal to put the ACC Champions up, 3-0.

Nebraska came right back, however, as the Big Eight title holder drove 69 yards in eight plays to score on a 25-yard halfback pass from Mike Rozier to Anthony Steels. Kevin Seibel's extra point gave Nebraska the lead at 7-3 with 6:43 to go in the first quarter.

After an exchange of punts, the Clemson offense moved from the Nebraska 42 to the 21 to set up Igwebuike's second field goal. The 37-yard boot narrowed the score to 7-6.

A second-quarter Phil Bates fumble gave Clemson the ball at the Nebraska 27, and the running combination of Jordan, Kevin Mack, and Cliff Austin moved the ball to the Cornhusker two. Austin, who had been stuck in the hotel elevator for two hours earlier in the day, scampered in for the score that gave Clemson a lead it would not relinquish.

On its second possession of the second half, Clemson drove 75 yards in 12 plays to score its final touchdown of the night, a 13-yard pass from Jordan to All-American receiver Perry Tuttle in the corner of the end zone. For Tuttle, it was his eighth touchdown grab of the season, which set a school record. Bob Paulling's extra point put the Tigers ahead, 19-7.

After Billy Davis's 47-yard punt return, Jordan moved the Tigers to the Nebraska 20, where Igwebuike kicked a 36-yard field

goal, his third of the evening, to put Clemson ahead 22-7 with two-and-a-half minutes left in the third stanza.

Nebraska was down but not out, though. After a near-interception by Johnny Rembert, Mauer engineered an eight-play, 69-yard drive that was capped by a 26-yard run by Roger Craig. After a penalty, Craig ran in the two-point conversion from eight yards out to close the gap to 22-15 with nine minutes to play.

The Clemson defense shut down the Big Red on their final extended drive, then the offense held on to the ball for nearly five-and-a-half minutes to run down the clock to six seconds. Andy Headen deflected Mauer's desperation pass to preserve the win and the championship for Clemson.

## JANUARY 1, 1982 AT MIAMI, FL

CLEMSON	6	6	10	0	—22
NEBRASKA	7	0	0	8	—15

CU—Igwebuike 41 FG, (1st, 11:39)

UN—Steels 25 pass from Rozier (Seibel kick ) (1st, 6:43)

CU—Igwebuike 37 FG (1st, 1:03)

CU—Austin 2 run (Pass failed) (2nd, 3:56)

CU—Tuttle 13 pass from Jordan (Paulling kick) (3rd, 6:12)

CU—Igwebuike 36 FG (3rd, 2:36)

UN—Craig 26 run (Craig run) (4th, 9:15)

Att—72,748

## Team Statistics

	CU	UN
First Downs	17	13
Rushes/Yards	52-155	40-193
Passing Yardage	134	63
Total Offense	74-289	57-256
Yds/Play	3.90	4.49
Passes	11-22-1	6-17-0
Punts	4-45.8	6-43.0
Fumbles/Lost	3-0	3-2
Penalties/Yards	7-57	8-64
Turnovers	1	2

## Individual Rushing (Att-Yds)

CU—McCall (12-48), Jordan (16-46), C. McSwain (12-24)

UN—Craig (10-87), Rozier (15-75), Bates (6-24)

## Individual Passing (Comp-Att-I-Yds-TD-Long)

CU—Jordan (11-22-1-134-1-42)

UN—Mauer (5-15-0-38-0-13), Rozier (1-1-0-25-1-25), Fryar (0-1-0-0-0)

## Individual Receiving (Catches-Yds-TD-Long)

CU—Tuttle (5-56-1-16), Magwood (1-42-0-42), Gaillard (3-26-0-16)

UN—Steels (1-25-1-25), Brown (1-13-0-13), Rozier (1-11-0-11)

## Punt Returns

Clemson—Billy Davis 3-58

Nebraska—Ladan 1-12

## Kickoff Returns

Clemson—Perry Tuttle 2-50

Nebraska—Mike Rozier 3-78, Steels 1-15

## Clemson Tackle Leaders

Jeff Davis 14, Bill Smith 10, Dan Benish 8

## Sacks

Childers 1-12

## Fumble Recoveries

Jeff Davis 1, William Devane 1



Jordan had 180 yards of total offense and claimed offensive MVP honors.



# 1985 Independence Bowl

**Minnesota** 20  
**Clemson** 13

Clemson met a Big 10 school for only the second time in history when it faced Minnesota in the Independence Bowl. It was an interesting matchup of teams that enjoyed moving the ball on the ground, as both clubs gained over 200 rushing yards in the contest. The team with the higher rushing total prevailed, a fact that was easily predictable, as the Gophers churned out 257 yards rushing in a 20-13 Minnesota win.

Clemson held a 13-10 lead heading into the fourth quarter, but for the fifth time in the last 13 games the Tigers could not hold the fourth-period lead. Valdez Baylor scored on a one-yard run with 4:56 left to give Minnesota a final ledger of 7-5. Clemson mounted a final drive in the last few minutes and advanced to the Minnesota 31, but a fourth-down pass for Ray Williams was overthrown.

Kenny Flowers had another outstanding day for the Tigers with a career high 148 yards, including a 32-yard run. It was his seventh 100-yard day of the year, his sixth century game in the last seven contests. Ray Williams caught five passes for 58 yards, while Terrance Roulhac had 63 yards in receptions and 90 yards in kickoff returns. Another wide receiver, Keith Jennings, scored Clemson's only touchdown when he caught a three-yard pass from Stacey Driver in the third period.

Henry Walls led Clemson defensively with 13 tackles, while A.J. Johnson was outstanding in the secondary with seven stops. Dwayne Meadows established a career high with 13 stops from his defensive line position.

## DECEMBER 21, 1985 AT SHREVEPORT, LA

CLEMSON	0	6	7	0	—13
MINNESOTA	3	7	0	10	—20

MN—Lohmiller 22 FG, 9:02 (1st)  
MN—Anderson 9 pass from Foggie (Lohmiller Kick), 13:28 (2nd)  
CU—Treadwell 39 FG, 9:48 (2nd)  
CU—Treadwell 21 FG, :14 (2nd)  
CU—Jennings 3 pass from Driver (Treadwell Kick), 7:25 (3rd)  
MN—Lohmiller 19 FG, 10:45 (4th)  
MN—Baylor 1 run (Lohmiller Kick), 4:56 (4th)  
Attendance—42,800

Team Statistics	CU	MN
First Downs	18	20
Rushes/Yards	48-211	55-257
Passing Yardage	162	123
Total Offense	77-373	77-380
Yds/Play	4.84	4.95
Passes	10-29-1	9-22-0
Punts	4-41.5	6-37.5
Third Down Conversions	5-16	5-16
Time of Possession	31:38	28:22
Fumbles/Lost	5-3	1-1
Penalties Yards	5-51	7-55

### Individual Rushing (Att-Yds)

CU—Flowers (27-148), Driver (13-37), Rod Williams (5-12)  
MN—Baylor (13-98), Puk (15-69), Foggie (18-60)

### Individual Passing (Comp-Att-I-Yds-TD-Long)

CU—Rod Williams (9-23-1-159-0-48), Driver (1-3-0-3-1-3),  
Anderson (0-2-0-0-0-0), Ray Williams (0-1-0-0-0)  
MN—Foggie (9-22-0-123-1-27)

### Individual Receiving (Rec-Yds-TD-Long)

CU—Ray Williams (5-58-0-21), Jennings (3-41-1-21), Roulhac (2-63-0-21)

MN—Anderson (4-34-1-10), Otto (2-31-0-22), Couch (2-41-0-27)

### Punt Returns

CU—Brady 1-0

MN—None

### Kickoff Returns

CU—Roulhac 4-90

MN—Stewart 1-15, Anderson 1-23

### Interceptions

MN—Small 1-0

CU—None

### Clemson Defensive Leaders

TACKLES—Henry Walls 13, Keith Williams 13, Dwayne Meadows 13, Eldridge Milton 12, Michael Dean Perry 8, Brian Raber 8

TACKLES FOR LOSS—Meadows 1-1, Perry 1-2.

PBU—Hall 1, Johnson 1.



Kenny Flowers 148 yards rushing was not enough against Minnesota.

Freshman Rodney Williams had 171 yards of total offense in the 1985 Independence Bowl.



# 1986 Gator Bowl

**Clemson** 27  
**Stanford** 21

Christmas came two days late for the Tigers as they won their first bowl since the 1982 Orange Bowl. After a brilliant first half display of offense and defense, Clemson managed to hold off a second-half Stanford rally and go on to defeat the 17th-ranked Cardinal, 27-21. Before a Gator Bowl crowd of 80,104, the Tigers scored 27 unanswered points in the first half and appeared to be on the way to a rout. But the second half was a different ball game as Stanford came out strong and put up 21 unanswered points of its own.

Gator Bowl MVP Rodney Williams completed 8 of 11 passes in the first half for the Tigers, but it was his execution of the option that helped Clemson gain a 27-0 halftime lead. After punting on their first possession, the Tigers scored on their next five. With the score 17-0 in the second quarter, Reggie Harris knocked the ball loose on a Stanford kickoff return and the Tigers recovered on Stanford's 16-yard line. Two plays later, Ray Williams took a reverse in for a 14 yard touchdown, his first of the season. David Treadwell added his longest field goal of the year on Clemson's next possession, putting the Tigers up 27-0 at the intermission.

But the Cardinal came back from halftime a different team. Kodak All-American tailback Brad Muster rushed for a touchdown and caught two scoring passes while the Clemson offense came to a standstill. With 1:43 left to play in the game Clemson was forced to punt to the Cardinal with only a touchdown's lead. But the Tiger defense rose to the occasion, as Stanford gained only six yards on the next four downs. The offense fell on the ball to run the clock out and the Tigers emerged victorious.

Tailbacks Terrence Flagler and Kenny Flowers combined for 149 yards. Sophomore Ricardo Hooper led the receiving corps with two catches for 44 yards. Terrance Roulhac and Flagler each had three catches with 22 and 23 yards, respectively. Rodney Williams rushed 16 times for 18 yards and one touchdown.

Defensively, the Tigers were led by linebacker Henry Carter who recorded a career high 13 tackles. Gene Beasley added seven tackles and broke up two passes. The game also marked Michael Dean Perry's offensive debut, as he was put in as a blocking back on a goal-line situation in the first half.

## DECEMBER 27, 1986 AT JACKSONVILLE, FL

CLEMSON	7	20	0	0	—27
STANFORD	0	0	7	14	—21

CU—Lancaster 5 run (Treadwell kick), 5:29, 1st  
CU—Rodney Williams 1 run (Treadwell kick), 14:58, 2nd  
CU—Treadwell 22 FG, 7:49, 2nd  
CU—Ray Williams 14 run (Treadwell kick), 6:53, 2nd  
CU—Treadwell 46 FG, 0:49, 2nd  
SU—Muster 1 run (Sweeney kick), 6:44, 3rd  
SU—Muster 13 pass from Ennis (Sweeney kick), 8:41, 4th  
SU—Muster 37 pass from Ennis (Sweeney kick), 2:50, 4th  
Attendance—80,104

Team Statistics	CU	SU
First downs	19	18
Net Rushing	57-238	29-114
Passing	12-19-1	20-40-1
Passing Yards	135	168
Total Offense	76-373	69-282
Yards Per Play	4.91	4.09
Fumbles	4-0	1-1
Total Turnovers	1	2
Penalties	5-49	3-28
Interceptions	1-0	1-16
Punting	6-33.7	5-43.0
Punt Returns	1-11	3-36
Kickoff Returns	4-62	4-74
Time of Possession	34:00	26:00
Third Down Conversions	9-19	6-16
Sacks by	1-7	0-0

### Individual Rushing (Att-Yds-TD)

Clemson—Flagler 12-82-0; Flowers 14-67-0; Lancaster 7-31-1; Johnson 7-26-0; Rod Williams 16-18-1; Ray Williams 1-14-1

Stanford—Muster 17-70-1; Dillard 3-13-0; Morris 3-12-0; Ennis 5-11-0; Scott 1-8-0

### Individual Passing (Comp-Att-I-Yds-TD)

Clemson —Rod Williams 12-19-1-135-0

Stanford—Ennis 20-40-1-168-2


### Individual Receiving (Rec-Yds-TD)

Clemson—Hooper 2-44-0; Flagler 3-25-0; J. Riggs 2-23-0; Roulhac 3-22-0; Ray Williams 1-11-0; Jennings 1-10-0

Stanford—Muster 4-53-2; Snelsen 4-42-0; James 4-41-0; Henley 2-18-0; Dillard 3-8-0; Morris 3-6-0

### Clemson Defensive Stats

Tackle Leaders: Carter 13, Beasley 7, Earle 6, Taylor 5, Haynes 5



Chris Lancaster put Clemson on the board early.

1995 Clemson Football



# 1988 Citrus Bowl

Everything went the Tigers way in sunny Florida as Clemson soundly defeated Joe Paterno's Penn State team, 35-10. Rodney Williams was selected the Citrus Bowl's Most Valuable Player as he led the Tigers in a brilliant air attack that took the Nittany Lions by complete surprise, and complemented it with a solid ground game.

The win was Danny Ford's fourth bowl victory in only nine seasons as Clemson's head coach. It also marked Rodney Williams' second bowl victory in his three-year playing career at Clemson and the second consecutive year that he was named the MVP of a postseason bowl. In 1986, Williams won the honor as the Tigers defeated Stanford in the Gator Bowl.

Williams, who was also named the Offensive Player-of-the-Game, completed 15 of 24 passes for 214 yards. His primary target was wide receiver Keith Jennings who hauled in seven passes for 110 yards, his best career performance. Gary Cooper also had four receptions for 56 yards against Penn State.

The Tigers rushed for 285 yards against Penn State. Terry Allen was the leading rusher with 105 yards and one touchdown. Fullback Tracy Johnson ran for 88 yards and three touchdowns. Joe Henderson added 54 yards and another touchdown.

Defensively, Clemson was led by cornerback James Lott's eight tackles. Safety Richard Smith also had seven tackles and one pass broken up. Strong safety Gene Beasley and linebacker Doug Brewster both had six tackles. Linebacker Dorian Marable was selected the Citrus Bowl's Defensive Player-of-the-Game with his five tackles, including one for a loss. He also intercepted a pass in the endzone and returned it 46 yards in the third quarter.

## JANUARY 1, 1988 AT ORLANDO, FL

CLEMSON	7	7	7	14	—35
PENN STATE	0	7	3	0	—10

CU—Johnson 7 run (Treadwell kick), 10:42 1st  
 PS—Alexander 39 pass from Knizner (Etze kick), 12:51, 2nd  
 CU—Johnson 6 run (Treadwell kick), 9:14, 2nd  
 PS—Etze 27 FG, 10:54, 3rd  
 CU—Johnson 1 run (Treadwell kick), 7:29, 3rd  
 CU—Allen 25 run (Treadwell kick), 12:38, 4th  
 CU—Henderson 4 run (Treadwell kick), 0:25, 4th

Team Statistics	CU	PSU
First Downs	25	12
Net Rushing	54-285	28-111
Passing	15-24-0	14-23-2
Passing Yards	214	194
Total Offense	78-499	51-305
Yards Per Play	6.4	5.9
Fumbles	0-0	2-1
Total Turnovers	0	3
Penalties	8-44	4-26
Interceptions	2-46	0-0
Punting	5-39.0	5-51
Punt Returns	4-52	2-40
Kickoff Returns	3-85	6-127
Time of Possession	35:59	24:01
Third Down Conversions	10-16	2-12
Sacks By	1-7	1-4

### Rushing (Att-Yds-TD)

Clemson—Allen 11-105-1; T. Johnson 18-88-3; Henderson 6-54-1; McFadden 12-38-0; Lancaster 1-4-0  
 Penn State—Thompson 6-55-0; Brown 13-51-0; Greene 4-6-0;

**Clemson** 35  
**Penn State** 10

Alexander 1-3-0; Bill 1-3-0

### Passing (Comp-Att-I-Yds-TD)

Clemson—R. Williams 15-24-0-214-0

Penn State—Knizner 13-22-2-148-; Roberts 1-1-0-46-0

### Receiving (Rec-Yds-TD)

Clemson—Jennings 7-110-0; Cooper 4-56-0; Coley 1-19-0; Hooper 1-17-0; Pearman 1-8-0

Penn State—Timpson 4-81-0; Alexander 2-43-1; Mrosko 1-25-0; Thompson 3-19-0; Brown 2-14-0

### Kickoff Returns

Clemson—McFadden 2-59, Henderson 1-26

Penn State—Thompson 6-127

### Punt Returns

Clemson—Lott 2-33; Woolford 2-19

Penn State—None

### Interceptions

Clemson—Marable 1-46; Woolford 1-0

Penn State—None


### Clemson Defensive Stats

Tackle Leaders: Lott 8; Smith 7; Beasley 6; Brewster 6; Marable 5

Sacks: McCullough 1-7

PBU's: Woolford 1; Smith 1

**Offensive Knockdown Block Leaders:** Phillips 9, Johnson 8, Lancaster 6, Nunamacher 4, Harmon 4, Jennings 4



Dorian Marable was Clemson's defensive MVP, a prime reason Penn State scored just 10 points.

Clemson hands Penn State its worst bowl defeat.



# 1989 Citrus Bowl

**Clemson** 13  
**Oklahoma** 6

The Tigers rang in the New Year in fine fashion with a 13-6 victory over the Oklahoma Sooners, moving into the top-10 of the final AP poll for the first time since 1982 with a ninth-place ranking. The victory also gave Danny Ford a victory over the winningest active coach in Division I, Barry Switzer. Ford defeated the top-three winningest active coaches this decade with wins over Switzer, Tom Osborne of Nebraska and Joe Paterno of Penn State.

Although the Tigers faced a wishbone offense for the first time since Ford became head coach, the Clemson defense came through with flying colors, holding the Sooners to only 116 yards, and zero touchdowns.

The first five series of the first quarter ended in punts for both teams. Late in the period, the Sooners drove down to the Clemson one-yardline, and the Tigers defense faced a first-and-goal situation. Outside linebacker Levon Kirkland stopped the ballcarrier for no gain on first down. On second down Jesse Hatcher sacked Jamelle Holieway at the 19. After an incomplete pass, the Sooners were forced to settle on a field goal and moved up 3-0.

Doug Brewster intercepted a Holieway pass early in the second quarter to set up the Tigers' first score, a 20-yard field goal by Chris Gardocki. With time running out in the first half, Gardocki put the Tigers up with another kick, this time a 46-yarder.

A Clemson fumble in the third quarter gave the Sooners the opportunity to take the lead, but the Clemson defense held and R.D. Lashar hit again from 30 yards. The Tigers responded on the next series, driving 80 yards in 15 plays for the game's only touchdown, as Terry Allen scored on a four-yard run. Allen, the game's Most Valuable Player, rushed for 25 yards and caught two passes for 17 yards on the drive.

Defensive MVP Jesse Hatcher caused and recovered a fumble on the Sooners' next drive, but the Sooners would have one more opportunity to score before the final horn sounded. After the Tigers punted, Oklahoma drove from its own 20 to the Clemson 14, as Holieway put the Tiger secondary to the test by putting the ball in the air. On the last play of the game, freshman Dexter Davis knocked down a pass in the endzone to seal the Tiger victory.



Dexter Davis deflects Oklahoma's last attempt at victory on the last play of the game.

Terry Allen was named the Citrus Bowl MVP for his performance. Allen rushed for only 53 yards, his season low, but scored the game's only touchdown and caught four passes to lead all Clemson receivers. Bandit end Jesse Hatcher was named Defensive MVP for what was his best career performance as he racked up nine tackles, had two tackles for a loss of 33 yards, including an 18-yard sack, broke up two passes, caused and recovered a fumble, and had four quarterback pressures.

## JANUARY 2, 1989 AT ORLANDO, FL

CLEMSON	0	6	0	7	-13
OKLAHOMA	3	0	3	0	-6

OU—Lasher 35 FG, 0:00, 1st  
 CU—Gardocki 20 FG, 7:10, 2nd  
 CU—Gardocki 46 FG, 0:00, 2nd  
 OU—Lashar 30 FG, 2:17, 3rd  
 CU—Allen 4 run (Seyle kick), 10:28, 4th

Team Statistics	CU	OU
First Downs	12	17
Net Rushing	48-187	43-116
Passing	5-11-0	10-24-1
Passing Yards	57	138
Total Offense	59-244	67-254
Yards Per Play	4.14	3.79
Fumbles	1-0	4-1
Total Turnovers	0	2
Penalties	7-76	5-50
Interceptions	1-0	1-0
Punting	7-44.3	5-38.6
Punt Returns	4-7	5-36
Kickoff Returns	2-48	3-50
Time of Possession	29:30	30:30
Third Down Conversions	6-15	4-14
Sacks By	1-18	0-0

### Rushing (Att-Yds-TD)

Clemson—McFadden 9-55-0; Allen 17-53-1; T. Johnson 10-31-0; R. Williams 8-29-0; Henderson 3-10-0  
 Oklahoma—Perry 12-52-0; Gaddis 12-37-0; Holieway 15-17-0; Anderson 2-8-0; Stafford 2-2-0

### Passing (Comp-Att-I-Yds-TD)

Clemson—R. Williams 5-11-0-57-0  
 Oklahoma—Holieway 10-24-1-138-1

### Receiving (Rec-Yds-TD)

Clemson—Allen 4-47-0; Hooper 1-10-0  
 Oklahoma—Carl Cabbiness 3-78-0; Guess 2-25-0; Chris Cabbiness 1-12-0; Cooper 2-12-0; Stell 2-11-0

### Kickoff Returns

Clemson—McFadden 2-48  
 Oklahoma—Milburn 1-24; Gaddis 1-22; Bell 1-4

### Punt Returns

Clemson—Lott 2-7; Woolford 2-0  
 Oklahoma—Milburn 5-36

### Interceptions

Clemson—Brewster 1-0  
 Oklahoma—None

### Clemson Defensive Stats

Tackles: McDaniel 14, Hammond 11, Hatcher 9, Brewster 9, Kirkland 8

Sacks: Hatcher 1-18

PBU's: Hatcher 2, Woolford 2, Dexter Davis 2, Lott 1



# 1989 Gator Bowl

**Clemson** 27  
**West Virginia** 7

The Tigers closed out the 1989 season with a stylish victory over West Virginia and Heisman Trophy finalist Major Harris, as a dominant Clemson defense held the high-powered Mountaineer offense to only 237 yards in total offense. The win gave Clemson's senior class the ACC record for victories as they became the first class in conference history to record 38 wins and the first Clemson team ever to win four straight bowl games.

WVU quarterback Major Harris came into the game ranked eighth nationally in total offense and ninth in passing efficiency but the Clemson defense, led by outside linebacker Levon Kirkland, enabled the shifty Harris to gain only 17 yards on the ground and 119 yards in the air on an 11-21 passing effort. Kirkland was named MVP for his efforts, as he had nine tackles, a five-yard sack, caused a key fumble, broke up a Mountaineer pass, and recorded three quarterback pressures.

The fourth quarter was all Clemson, as the Tigers moved the ball 47 yards on the ground to set up a four-yard Joe Henderson touchdown. Vince Taylor recovered a second Harris fumble and after a Clemson punt, freshman defensive tackle Chester McGlockton, the ACC sack leader, knocked the ball loose from Harris once again and fell on it in the endzone for a Tiger touchdown, upping the score to 24-7 in favor of Clemson. As the final seconds ticked off the clock, DeChane Cameron came in at quarterback for the Tigers and hit Rodney Fletcher over the middle for a 34-yard gain to set up a 24-yard Chris Gardocki field goal, putting the final score at 27-7.

Senior tailback Joe Henderson led the Tigers in rushing with 92 yards on 22 carries and one touchdown, while Chris Morocco, who was shaken up late in the game, gained 65 yards on 11 carries. Rodney Fletcher was the leading receiver as he pulled down three catches for 66 yards.

Chris Gardocki kept the Tigers in excellent field position as he posted a 46-yard average on four punts, including a long kick of 63 yards. Defensively, inside linebacker Doug Brewster led the team

in tackles with 10, followed by Kirkland's nine and strong safety Arlington Nunn and inside linebacker Ed McDaniel, who had seven stops each.

DECEMBER 30, 1989 AT JACKSONVILLE, FL					
CLEMSON	0	10	0	17	-27
WEST VIRGINIA	7	0	0	0	-7

WV—Jett 12 pass from Harris (Carroll kick), 6:12, 1st  
CU—Gardocki 27 FG, 13:42, 2nd  
CU—McFadden 1 run (Gardocki kick), 2:54, 2nd  
CU—Henderson 4 run (Gardocki kick), 11:43, 4th  
CU—McGlockton fumble recovery in endzone (Gardocki kick), 8:08, 4th  
CU—Gardocki 24 FG, 3:16, 4th

Team Statistics	CU	WVU
First Downs	21	13
Net Rushing	61-257	31-118
Passing	6-11-1	11-25-1
Passing Yards	91	119
Total Offense	72-348	56-237
Yards Per Play	4.83	4.23
Fumbles	0-0	3-3
Total Turnovers	1	4
Penalties	4-30	4-37
Interceptions	1-0	1-0
Punting	4-46.0	6-43.2
Punt Returns	4-29	0-0
Kickoff Returns	1-22	6-124
Time of Possession	35:26	24:34
Third Down Conversions	9-17	5-14
Sacks By	4-20	2-8

## Rushing (Att-Yds-TD)

Clemson—Henderson 22-92-1; Morocco 11-65-0; Kennedy 9-57-0; Lawrence 5-16-0; McFadden 8-12-1; Cameron 2-8-0; Bolin 1-6-0; Hall 1-3-0; Carr 1-3-0; Cooper 1-(-5)-0  
West Virginia—Ford 8-45-0; Napoleon 6-24-0; Tyler 4-18-0; Harris 11-17-0; Hayes 1-10-0; Evans 1-4-0

## Passing (Comp-Att-I-Yds-TD)

Clemson—Morocco 5-9-0-57-0; Cameron 1-1-0-34-0; Davis 0-1-1-0-0  
West Virginia—Harris 11-21-1-119-1; Jones 0-4-0-0-0

## Receiving (Rec-Yds-TD)

Clemson—Fletcher 3-66-0; Cooper 2-15-0; Fields 1-10-0  
West Virginia—Rembert 4-57-0; Dykes 2-27-0; Tyler 4-23-0; Jett 1-12-1

## Kickoff Returns

Clemson—Thomas 1-22  
West Virginia—Hayes 3-68; Jett 2-45; Williams 1-11

## Punt Returns


Clemson—D. Davis 4-29  
West Virginia—0-0

## Interceptions

Clemson—O'Neal 1-0  
West Virginia—Waters 1-0

## Clemson Defensive Stats

Tackles: Brewster 10, Kirkland 9, Nunn 7, McDaniel 7, Simmons 6, Johnson 5, Henderson 5, Hammond 5  
Sacks: McGlockton 1-9, Kirkland 1-5, Simmons 1-4, Johnson 1-2  
PBU's: Henderson 2, Kirkland 1, O'Neal 1, Sheppard 1, Ryans 1



Kirkland was the MVP as a sophomore.

Clemson's defense forces three Major Harris fumbles.



# 1991 Hall of Fame Bowl

**Clemson** 30  
**Illinois** 0

After a separation of 22 years, two coaches found themselves once again on the same football field. This time, however, they were on opposite sidelines. Ken Hatfield and John Mackovic, who had been graduate assistants together at Army in the 1960's, were reunited in the 1991 Hall of Fame Bowl.

The Clemson defense dominated the line by holding Illinois to 247 yards, 150 yards under their season average. The Clemson offense surprised the Illini defense with an unexpected aerial assault. Tiger quarterback and game MVP DeChane Cameron, who was less than a 50 percent passer in the regular season, completed 14 of 19 passes for a Hall of Fame Bowl record 73 percent.

Cameron's passing yardage totalled 141 yards and he completed TD passes to Doug Thomas and Howard Hall. It was the first TD reception for both players in their respective careers. Thomas caught five passes on the day for 57 yards, career highs for both categories for the senior in his last game as a Tiger.

Clemson took its opening possession 71 yards to the Illinois two where Chris Gardocki tapped in any easy three. After Illinois fumbled on its first offensive play of the game, Clemson scored a touchdown with a 14-yard pass from Cameron to Thomas. Clemson had not scored a passing touchdown in any of its four previous bowl victories.

In the second quarter, the Tigers would score two more touchdowns. The first was the result of a 17-yard Cameron pass to fullback Howard Hall. It was just the third TD pass to a Clemson fullback in the last 18 years. Clemson then put the contest out of reach just three plays later when Arlington Nunn scored on a 34-yard interception return. It was the senior's third TD on an interception return in 1990, a Clemson record.

The Clemson defense continued to hold Illinois throughout the remainder of the game. John Johnson led the Tiger pass defense as he picked up two sacks to lead a Clemson point prevention unit that had five sacks on the day. Illinois reached the Clemson eight-yard line in the fourth quarter, but the Tiger defense forced a fumble which Ed McDaniel picked up. Illinois

had the ball in Clemson territory just three times all day.

The Clemson defense earned its third shutout of the year. This was the first shutout at a Hall of Fame Bowl game and Clemson's third bowl shutout in 17 bowl appearances. The 30-0 triumph was a Tiger record for victory margin in a bowl game.

## JANUARY 1, 1991 AT TAMPA, FL

Clemson	10	14	3	3	-30
Illinois	0	0	0	0	-0

CU--Gardocki 18 FG, 7:18, 1st

CU--Thomas 14 pass from Cameron (Gardocki kick), 6:58, 1st

CU--Hall 17 pass from Cameron (Gardocki kick), 10:31, 2nd

CU--Nunn 34 interception return (Gardocki kick), 9:38, 2nd

CU--Gardocki 26 FG, 5:00, 3rd

CU--Gardocki 43 FG, 14:15, 4th

Attendance: 63,154

### Team Statistics

	CU	III
First Downs	18	14
Rushing	44-148	33-59
Passing	16-23-0	18-36-2
Passing Yards	157	185
Total Offense	305	247
Yds/Play	4.5	3.6
Return Yards	109	18
Fumbles	1-0	2-2
Total Turnovers	0	4
Penalties	10-75	2-28
Interceptions	2-37	0-0
Punt Returns	6-72	3-18
Kickoff Returns	1-26	4-77
Punting	5-46.0	7-34.0
Possession Time	32:30	27:30
3rd Down Conversion	7-16	4-17
Sacks by Defense	5-51	1-3

### Rushing (Att-Yds-Td)

Clemson—Cameron 17-76; Williams 14-27; Harris 3-20; Blunt 4-10; Moncrief 3-9; Hall 2-5.

Illinois—Griffin 15-59; Feagin 5-28; Bell 3-14; Muti 1-3; Lester 2-2; Kinney 2- (-8); Verduzco 5- (-36)

### Passing (Comp-Att-Yds-I-TD)

Clemson—Cameron 14-19-141-0-2; Moncrief 2-4-16-0-0

Illinois—Verduzco-13-25-121-2-0; Kinney 5-11-64-0-0

### Receiving (Rec-Yds-TD)

Clemson—Thomas 5-57-1; Smith 3-43; Hall 1-17-1; Blunt 1-16; Ryans 1-12; Witherspoon 2-7; Kennedy 1-4; Williams 1-1; Harris 1-0

Illinois—Wax 6-77; Muller 3-76; Finke 3-23; Griffin 2-11; Palma 1-4; Bell 1-1; Feagin 1-(-6)

### Interception (No-Yds)

Clemson—Nunn 1-34; O'Brien 1-3

### Punt Returns (No-Yds)

Clemson—Davis 3-38; Brewster 1-18; O'Neal 2-16

Illinois — Mueller 3-18

### Kickoff Returns (No-Yds)

Clemson — Thomas 1-26

Illinois — Lynch 3-68; Bell 1-9

### Clemson Defensive Leaders

Tackles: McDaniel 12, Henderson 8, Johnson 7, Dx. Davis 6, Brewster 6, Kirkland 5, Buckner 5, McGlockton 5

Sacks: Johnson 2-11, David Davis 1.5-18, Wilson 1-11, Sheppard 1-6, Hammond 0.5-6

PBU's: McDaniel 1, Kirkland 1, O'Neal 1

Tackles for Loss: David Davis 2-24, Johnson 2-11, McGlockton 2-8, Wilson 1-11, Sheppard 1-6, Hammond 1-6, McDaniel 1-1, Henderson 1-1.



Cameron set a Hall of Fame Bowl completion percentage record in leading the Tigers to a convincing victory.

Clemson dominates Illinois in every phase of the 30-0 victory.



# 1992 Citrus Bowl

**California** 37  
**Clemson** 13

Clemson's bowl game victory streak ended at five as the Tigers left the state of Florida with their first bowl loss since 1985, and their worst defeat since 1986, when the 14th-ranked Golden Bears of California defeated 13th-ranked Clemson 37-13 in the Florida Citrus Bowl. Also, for the first time since the 1988 season, the Clemson defense, which led the nation in rushing defense in 1991, allowed an opposing running back to rush for over 100 yards, as Cal's Russell White crossed the century mark with 103 yards.

The Golden Bears scored early and often in the first half, taking the opening kickoff 76 yards for a touchdown and adding a 31 yard field goal on their third possession. The Tigers were unable to gain a first down after the ensuing kickoff and were forced to punt. Although Chuck Lynch hit a 49-yard boot, California's Brian Treggs eluded the Tiger special forces unit and went the distance for a 72-yard touchdown. Clemson got on the boards for the first time with time running out in the first quarter as Nelson Welch connected on a 32 yard field goal on a drive highlighted by a 43-yard run by fullback Rudy Harris.

The highlight of the game for the Tigers came with just under five minutes remaining in the first half as quarterback DeChane Cameron broke loose for a 62-yard scoring romp. That play marked the longest run from scrimmage for a Clemson quarterback in 13 years, but also marked the only touchdown that Clemson would score that afternoon.

The only score for Clemson in the second half was a 36-yard field goal by Welch in the third period, while the Golden Bears would add a field goal and a touchdown on a 23-yard pass play. The Tiger defense managed to hold Cal scoreless through the fourth quarter, but Clemson could not put up any points, as they turned the ball over three times on interceptions and once on downs.

Two Tigers who were playing in their last game in Clemson uniform were named team MVPs in the loss. Defensive tackle Chester McGlockton, who had six tackles for the game, including three tackles for loss and one-and-a-half sacks, was named the Tigers' defensive MVP, while quarterback DeChane Cameron was named the Clemson's Most Valuable Offensive Performer, after he scored Clemson's only touchdown and had 189 yards in total offense.

## JANUARY 1, 1992 AT ORLANDO, FL

California	17	10	10	0	-	37
Clemson	3	7	3	0	-	13



Al Richard and Chester McGlockton sack Pawlawski.

1995 Clemson Football

## Scoring Summary

	Drive
Cal - Zomalt 1 run (Brien kick) 11:23, 1st	10-76
Cal - Brien 31 FG 3:53, 1st	11-68
Cal - Treggs 72 punt return (Brien kick) 2:14, 1st	
CU - Welch 32 FG 0:00, 1st	5-53
Cal - White 2 run (Brien kick) 6:26, 2nd	5-47
CU - Cameron 62 run (Welch kick) 4:48, 2nd	5-80
Cal - Brien 33 FG 1:21, 2nd	11-43
CU - Welch 36 FG 10:06, 3rd	13-55
Cal - Brien 34 FG 6:04, 3rd	11-50
Cal - Dawkins 23 pass from Pawlawski (Brien kick) 3:48, 3rd	4-58
Attendance: 64,192	

## Team Statistics

	CU	CAL
First Downs	19	22
Rushing	44-206	42-146
Passing	15-36-3	21-33-0
Passing Yards	123	230
Total Offense	80-329	75-376
Yds/Play	4.2	5.0
Return Yards	10	161
Fumbles	1-0	3-0
Total Turnovers	3	0
Penalties	6-62	8-60
Interceptions	0-0	3-37
Punt Returns	4-10	5-124
Kickoff Returns	5-107	4-72
Punting	8-42.2	6-45.2
Possession Time	30:31	29:29
3rd Down Conv.	2-16	3-15
Sacks by Defense	3-27	2-19

## Rushing (Att-Yds-TD)

Clemson - Harris 14-83-0; Cameron; 12-66-1; Blunt 15-41-0; Bolin 1-6-0; Ryans 1-5-0, Witherspoon 1-5-0  
California - White 22-103-1; Chapman 5-25-0; Mahlum 1-16-0; Edwards 2-14-0; Klein 1-(-1)-0; Zomalt 3-(-1)-1; Pawlawski 8-(-10)-0

## Passing (Com-Att-Yds-I-TD)

Clemson- Cameron 15-33-123-1-0; Moncrief 0-1-0-1-0; McLees 0-2-0-1-0  
California - Pawlawski 21-32-230-0-1; Klein 0-1-0-0-0

## Receiving- (Rec-Yds-TD)

Clemson- Smith 7-71; Blunt 3-28; Gibson 2-15; Witherspoon 3-9  
California - Dawkins 5-55-1; Zomalt 6-41; White 3-39; Chapman 1-36; Treggs 2-24; Caldwell 2-20; Woodall 1-8; Jones 1-7

## Interceptions (No-Yds)

Clemson-None  
California - Houston 1-37; Brown 1-0; Travis 1-0

## Punt Returns (No-Yds)

Clemson- Stephens 4-10  
California - Treggs 5-124-1

## Kickoff Returns (No-Yds)

Clemson - Ryans 3-60; Easton 2-47.  
California - Chapman 3-51; Holly 1-21.

## Clemson Defensive Leaders

Tackles: Bodine 9, O'Neal 8, O'Brien 8, McDaniel 8, McGlockton 6, Simmons 6.  
Tackles for Loss: McGlockton 3 (-16), McDaniel 1 (-3), Richard 1 (-3), Davis 1 (-2), Mauney 1 (-1).  
Sacks: McGlockton 1.5 (-14), Richard 0.5 (-3).

Russell White runs for 103 yards against Clemson's #1 defense.



# 1993 Peach Bowl

**Clemson 14**  
**Kentucky 13**

Heading into the Peach Bowl contest with Kentucky, Clemson owned the seventh-best bowl winning percentage in college football history with a .611 mark. The Tigers upped that percentage in an exciting way with a 14-13 victory over Kentucky, putting Clemson's overall bowl record at 12-7. On the way to the victory, Tommy West became the first coach in NCAA history to win his first game for a school in a bowl game without serving as an assistant coach in that program during the regular season.

West's first game as Tiger head coach did not lack for excitement, as Clemson sealed the victory with a 21-yard touchdown pass from Patrick Sapp to Terry Smith with 20-seconds remaining in the fourth quarter to give the Tigers a one-point victory. Smith led all Clemson receivers with four grabs for 56 yards for the contest.

A tandem of running backs who hailed from Pensacola, FL, led the Clemson rushing attack, as starting tailback Rodney Blunt rushed for a season-high 58 yards on 15 carries to lead the team. But, it was red-shirt freshman Emory Smith who was named the Tigers' Offensive MVP, as he rambled for 45 yards from his fullback position, including a two-yard touchdown run. Smith also helped set up the winning score on a 57-yard pass reception late in the fourth quarter.

Kentucky took the opening kickoff and drove 79-yards to the Clemson one, before linebacker Mike Barber forced a fumble that was recovered by LB Tim Jones. Clemson took over at the two, and starting QB Dexter McCleon engineered a 98-yard scoring drive that culminated in a one-yard run by Emory Smith.

The Wildcats drove back down the field on their next possession, this time reaching the Clemson one again, where they decided to go for it on fourth down. The Clemson defense held once again, as defensive tackle Brentson Buckner stopped the UK ball carrier for no gain. Buckner was named the game's Defensive MVP after tallying a dozen tackles, including three tackles for loss, and pressured the Wildcat quarterback three times. Buckner became just the fourth Tiger defensive lineman in the last eight years to record at least a dozen tackles in a game.

The Tigers were forced to punt after taking over at the one and Kentucky got on the scoreboard with a 17-yard field goal by Nicky Nickles. The score heading into the half stood at 7-3.

Neither squad scored in the third quarter, and barely into the fourth period, Kentucky took the lead with a 46-yard touchdown drive. On Clemson's next possession, McCleon was intercepted by Kentucky's Willie Cannon, and the Wilcats upped their lead to 13-7 on a 43 yard scoring drive, culminating in another Nickles field goal, this one from 26-yards.

With time running down in the fourth quarter, QB Patrick Sapp came off the bench after playing sparingly in the first half. The two teams exchanged punts before the Tigers got the ball at their own 18 with 3:50 left. On the first play of the drive, Sapp threw a screen to Emory Smith for 57 yards. With under a minute left, Kentucky linebacker Marty Moore intercepted a Sapp pass. But, on the return Stacy Seegars jarred the ball loose and Brent LeJeune recovered. With 20 seconds left in the game, Sapp connected with Terry Smith on a 21-yard TD and Nelson Welch hit the PAT to give the Tigers a one-point victory.

Clemson	7	0	0	7	-14
Kentucky	0	3	0	10	-13

## Scoring Summary

CU—E. Smith 2 run (Welch kick), 2:45, 1st	18-98
UK—Nickles 34 FG, 7:17, 2nd	4-36
UK—Chatman 5 pass from Jones (Nickles kick), 12:48, 4th	6-46
UK—Nickles 26 FG, 7:28, 4th	7-43
CU—T. Smith 21 pass from Sapp (Welch kick), 0:20, 4th	10-82

Team Statistics	CU	UK
First Downs	14	20
Rushing	46-119	34-139
Passing	8-16-3	16-32-0
Passing Yards	129	154
Total Offense	62-248	66-293
Yds/Play	4.0	4.4
Return Yards	0	60
Fumbles	1-0	2-2
Total Turnovers	3	2
Penalties	10-75	3-25
Interceptions	0-0	3-37
Punt Returns	0-0	4-23
Kickoff Returns	4-87	3-59
Punting	6-38.8	5-40.6
3rd Down Conversions	6-14	2-11
Sacks by Defense	0-0	4-22
Time of Possession	31:09	28:51

## Rushing (Att-Yds-TD)

Clemson — Blunt 15-58; E. Smith 8-45-1; Witherspoon 5-17; Sapp 4-10; Franklin 5-8; McCleon 8-2; Team 1-(-21)  
 Kentucky — Williams 13-58; Hood 8-36; Jones 8-19; Jordan 2-10; Riazzi 2-9; Rudolph 1-7

## Passing (Cm-Att-I-Yds-TD)

Clemson — McCleon 3-7-2-20-0; Sapp 5-9-1-109-1  
 Kentucky — Jones 16-32-0-154-1

## Receiving (Rec-Yds-TD)

Clemson — T. Smith 4-56-1; Blunt 3-16; E. Smith 1-57  
 Kentucky — Wyatt 2-28; Chatmon 3-27-1; Calvert 2-32; Williams 2-17; Rudolph 1-21; Samuels 1-14; Hood 1-8; Gordon 1-6; Browning 1-1

## Interceptions

Clemson — None  
 Kentucky — Sherwood 1-(-4); Cannon 1-25; Moore 1-16

## Punt Returns (No-Yds)


Clemson — None  
 Kentucky — Riazzi 3-17; Hobbs 1-6

## Kickoff Returns (No-Yds)

Clemson — Humphrey 2-35; Witherspoon 2-52  
 Kentucky — Wyatt 3-59

## Clemson Defensive Leaders

Tackles: Buckner 12; Evans 10; Rouse 10; Barber 10; Jones 9  
 Tackles for Loss: Buckner 3-6; Pringle 1-1



Sapp threw the TD winner to Terry Smith with just 20 seconds left.



# Returns for Touchdown

## By Clemson

Year	Type	Player	Site	Opponent	Yards
1951	Interception	Archie Baker	H	Auburn	56
1953	Block Punt	Scott Jackson	A	Boston College	41
1954	Punt	Ken Moore	N	Wake Forest	81
	Punt	Joe Pagliei	H	Presbyterian	74
	Interception	Walt Laraway	H	The Citadel	30
	Block Punt	Walt Laraway	H	The Citadel	39
1958	Interception	Jim Padgett	H	North Carolina	28
1959	Kickoff	Bill Mathis	A	Georgia Tech	99
	Interception	Paul Snyder	A	Rice	18
	Interception	Harry Pavilack	A	Furman	26
1961	Punt	Elmo Lam	H	Tulane	68
1962	Punt	Mack Matthews	A	Wake Forest	88
	Kickoff	Hal Davis	H	Georgia	98
1964	Block Punt	Butch Robbins	A	Wake Forest	0
	Interception	Ted Bunton	H	Virginia	48
1966	Punt	Frank Liberatore	H	Virginia	66
	Interception	Richard Garick	H	North Carolina	31
1967	Punt	Frank Liberatore	H	Georgia	52
	Interception	Billy Ware	A	North Carolina	23
1968	Field Goal	Richie Luzzi	A	Georgia	108
1970	Punt	Don Kelley	A	Wake Forest	67
	Interception	Don Kelley	H	Duke	102
	Punt	Don Kelley	A	Maryland	85
	Interception	Jewell McLaurin	A	Maryland	68
1971	Fumble	Smiley Sanders	H	Kentucky	1
	Interception	Bobby Johnson	A	Auburn	40
1973	Interception	Frank Wise	H	Wake Forest	36
1974	Interception	Dennis Smith	H	South Carolina	31
1977	Interception	Rex Varn	H	Maryland	93
1978	Interception	Rex Varn	A	N.C. State	94
1979	Interception	Jeff Davis	H	Wake Forest	17
1980	Block Punt	Bill Smith	A	Virginia	11
	Interception	Willie Underwood	H	South Carolina	37
1981	Block Punt	Johnny Rembert	A	South Carolina	0
1982	Interception	Johnny Rembert	H	Duke	43
1984	Interception	Kenny Danforth	A	Virginia	22
1985	Block Punt	Perry Williams	H	Maryland	30
1986	Interception	Delton Hall	H	Duke	67
1987	Punt	Donnell Woolford	H	Georgia Tech	78
	Kickoff	Joe Henderson	H	Georgia Tech	95
	Punt	Donnell Woolford	H	Wake Forest	67



Arlington Nunn raced 34 yards with an interception for a touchdown against Illinois in the 1991 Hall of Fame Bowl. It was his third interception return for a touchdown in 1990.

1995 Clemson Football

1988	Interception	Doug Brewster	A	Georgia Tech	68
1989	Block Punt	Tony Mauney	H	Furman	0
	Interception	Wayne Simmons	A	Florida State	73
	Interception	Levon Kirkland	A	Virginia Tech	47
	Fumble	Chester McGlockton	A	West Virginia	0
1990	Interception	Arlington Nunn	H	Long Beach St.	55
	Kickoff	Doug Thomas	H	Long Beach St.	98
	Kickoff	Doug Thomas	A	Maryland	98
	Fumble	Dexter Davis	A	N.C. State	52
	Interception	Arlington Nunn	A	Wake Forest	26
	Interception	Dexter Davis	H	North Carolina	30
	Interception	Arlington Nunn	N	Illinois	34
1991	Punt	Darnell Stephens	H	Maryland	89
1992	Interception	James Trapp	H	Florida State	39
	Fumble	Michael Barber	H	UT Chattanooga	91
	Interception	Tim Jones	H	South Carolina	26
1994	Fumble	Chris Franklin	H	N.C. State	60

## By Opponents

Year	Type	Player	Site	Opponent	Yards
1951	Interception	Harry Jabbusch	A	South Carolina	13
	Punt	Chuck Prezioso	A	South Carolina	74
1952	Interception	Howard Chapman	A	Florida	0
1953	Interception	Joe Counts	H	Presbyterian	34
	Punt	Dick Nolan	H	Maryland	90
	Punt	Dick Zotti	A	Boston College	70
1957	Kickoff	Dick Christy	H	N.C. State	97
1959	Interception	Bobby Robinson	H	Wake Forest	69
1960	Interception	John Janus	A	Boston College	60
1961	Fumble	Jim Costen	A	South Carolina	27
1962	Interception	Ernie Arizzi	A	Maryland	68
1963	Interception	Ernie Arizzi	H	Maryland	83
1964	Interception	Barry Wilson	A	Georgia	16
	Interception	Ron Nalewak	A	Maryland	20
1965	Block Punt	Larry Kohn	A	Georgia	38
1966	Punt	Mike Battle	A	Southern Cal	74
1967	Punt	Jimmy Carter	A	Auburn	61
1968	Interception	Buddy McClinton	H	Auburn	53
	Punt	Tyler Hellams	H	South Carolina	73
1970	Interception	Bill Brafford	H	North Carolina	31
1971	Kickoff	Doug Kotar	H	Kentucky	98
	Interception	Don Golden	H	Georgia	71
	Fumble	Glenn Flynn	A	Auburn	17
	Block Punt	Bill Brafford	A	North Carolina	37
1972	Fumble	David Vandiver	A	Rice	0
	Interception	Clyde Power	A	Oklahoma	57
	Interception	Gary Faulkner	A	Georgia Tech	49
1973	Fumble	Mike Lacika	H	Virginia	0
1974	Fumble	Joel Porter	H	Georgia Tech	19
1975	Interception	Wyatt Washington	H	Tulane	76
1978	Kickoff	Larry Fallen	H	Virginia Tech	100
	Block Punt	Mike Carney	A	Maryland	0
1980	Punt	Scott Woerner	A	Georgia	67
	Interception	Dennis Tabron	H	Duke	87
	Block Punt	Earnest Butler	A	N.C. State	5
1982	Block Punt	Stan Dooley	A	Georgia	2
1983	Interception	James Jones	H	North Carolina	17
1984	Interception	Mark Franklin	A	N.C. State	81
1985	Punt	Brian Williams	A	Kentucky	57
1986	Block Punt	Mitch Dove	H	Virginia Tech	0
	Interception	Brad Edwards	H	South Carolina	61
1987	Kickoff	Jon Jeffries	A	Virginia Tech	92
	Punt	Nate Lewis	H	Georgia	76
	Interception	Brad Edwards	A	South Carolina	40
1988	Punt	Deion Sanders	H	Florida State	76
	Kickoff	Quinton McCracken	H	Duke	96
1989	Kickoff	Marcus Mickel	A	Virginia Tech	90
1990	Kickoff	Leroy Gallman	H	Duke	78
1991	Punt	Brian Treggs	N	California	72
1993	Fumble	Derrick Brooks	A	Florida State	83
1994	Blocked Punt	Ray Farmer	A	Duke	20
	Interception	Benji Young	H	S. Carolina	27

Note: Chart starts with games of 1951.

Clemson has had 12 returns for touchdown in the 1990s.





# Yearly Records

Clemson has an 85-17-4 record at home since 1978.

Year	Home W-L-T	Away W-L-T	Neutral W-L-T	Conf. W-L-T	Conf. Finish	Overall W-L-T	Overall Pct	Scoring CU-Opp	Captain	Coach
1896	0-0-0	2-1-0	1-0-0	—	—	2-1-0	.667	36-18	R.G. Hamilton	W.M. Riggs
1897	0-0-0	2-2-2	0-0-0	—	—	2-2-0	.500	30-58	W.T. Brock	W.M. Williams
1898	1-0-0	1-1-0	1-0-0	—	—	3-1-0	.750	110-20	A.B. Shealy	John Penton
1899	0-0-0	1-2-0	3-0-0	—	—	4-2-0	.667	109-50	J.N. Walker	Walter Riggs
1900	1-0-0	3-0-0	2-0-0	—	—	6-0-0	1.000	222-10	J.N. Walker	John W. Heisman
1901	1-0-0	1-0-1	1-1-0	—	—	3-1-1	.700	190-38	Claude Douthit	John W. Heisman
1902	2-0-0	4-1-0	0-0-0	—	—	6-1-0	.857	152-22	Hope Sadler	John W. Heisman
1903	0-0-0	3-1-0	1-0-1	—	—	4-1-1	.750	167-22	Hope Sadler	John W. Heisman
1904	1-1-0	2-1-1	0-1-0	—	—	3-3-1	.500	50-45	John B. Holland	A.B. Shealy
1905	0-0-1	2-2-0	1-0-0	—	—	3-2-1	.583	101-63	O.L. Derrick	Eddie Cochems
1906	3-0-1	0-0-1	1-0-1	—	—	4-0-3	.786	38-4	Fritz Furtick	Bob Williams
1907	2-2-0	1-1-0	1-1-0	—	—	4-4-0	.400	67-45	J.M. McLaurin	Frank Shaughnessy
1908	1-1-0	0-3-0	0-2-0	—	—	1-6-0	.143	26-104	Sticker Coles	John Stone
1909	2-0-0	2-3-0	2-0-0	—	—	6-3-0	.667	93-43	C.M. Robbs	Bob Williams
1910	1-1-0	3-2-0	0-0-1	—	—	4-3-1	.563	106-54	W.H. Hankel	Frank Dobson
1911	1-2-0	2-1-0	0-2-0	—	—	3-5-0	.375	71-108	Paul Bissell	Frank Dobson
1912	2-0-0	1-3-0	1-1-0	—	—	4-4-0	.500	177-123	W.B. Britt	Frank Dobson
1913	1-1-0	3-2-0	0-1-0	—	—	4-4-0	.500	112-98	A.P. Gandy	Bob Williams
1914	0-0-0	4-3-1	1-0-0	—	—	5-3-1	.611	168-123	W.A. Schilleter	Bob Williams
1915	0-0-1	2-1-1	0-3-0	—	—	2-4-2	.375	113-48	W.K. McGill	Bob Williams
1916	2-1-0	1-1-0	0-4-0	—	—	3-6-0	.333	81-147	S.S. Major	Wayne Hart
1917	0-1-0	4-0-0	2-1-0	—	—	6-2-0	.750	183-64	F.L. Witsell	Edward Donahue
1918	3-1-0	1-1-0	1-0-0	—	—	5-2-0	.714	198-101	Stumpy Banks	Edward Donahue
1919	4-0-0	1-2-2	1-0-0	—	—	6-2-2	.800	152-55	Stumpy Banks	Edward Donahue
1920	3-1-1	0-5-0	1-0-0	—	—	4-6-1	.409	98-146	Boo Armstrong	Edward Donahue
1921	1-1-0	0-5-1	0-0-1	0-3-0\$	14th	1-6-2	.222	48-187	J.H. Spearman	E.J. "Doc" Stewart
1922	3-1-0	2-2-0	0-1-0	1-2-0	11th	5-4-0	.556	170-109	E.H. Emanuel	E.J. "Doc" Stewart
1923	3-0-1	2-2-0	0-0-0	1-1-1	12th	5-2-1	.688	91-65	Butch Holohan	Bud Saunders
1924	2-2-0	0-2-0	0-2-0	0-3-0	T18th	2-6-0	.250	80-96	Charlie Robinson	Bud Saunders
1925	0-3-0	1-4-0	0-0-0	0-4-0	T20th	1-7-0	.125	27-160	G.I. Finklea	Bud Saunders
1926	2-2-0	0-5-0	0-0-0	0-3-0	18th	2-7-0	.222	20-169	B. C. Harvey	Bud Saunders, Cul Richards, Bob Williams
1927	3-0-1	2-3-0	0-0-0	2-2-0	8th	5-3-1	.611	73-84	Bud Eskew	Josh Cody
1928	3-0-0	3-2-0	2-1-0	4-2-0	T7th	8-3-0	.727	192-77	O.K. Pressley	Josh Cody
1929	4-0-0	2-2-0	2-1-0	3-3-0	12th	8-3-0	.727	236-110	O.D. Padgett	Josh Cody
1930	3-0-0	2-1-0	3-1-0	3-2-0	12th	8-2-0	.800	239-82	Johnnie Justus	Josh Cody
1931	0-1-1	0-2-1	1-3-0	1-4-0	20th	1-6-2	.250	19-164	A.D. Fordham	Jess Neely
1932	2-1-0	1-4-1	0-0-0	0-4-0	20th	3-5-1	.389	89-111	Bob Miller	Jess Neely
1933	2-0-1	0-4-1	1-2-0	1-1-0	6th	3-6-2	.400	50-98	John Heinemann	Jess Neely
1934	2-0-0	2-4-0	1-0-0	2-1-0	5th	5-4-0	.556	89-85	Henry Woodward	Jess Neely
1935	2-0-0	3-3-0	1-0-0	2-1-0	4th	6-3-0	.667	147-99	Henry Shore	Jess Neely
1936	2-2-0	3-3-0	0-0-0	3-2-0	5th	5-5-0	.500	98-95	Net Berry	Jess Neely
1937	2-0-0	2-4-1	0-0-0	2-0-1	3rd	4-4-1	.500	128-64	H.D. Lewis	Jess Neely
1938	2-0-0	4-1-0	1-0-1	3-0-1	2nd	7-1-1	.833	145-56	Charlie Woods	Jess Neely
1939	2-0-0	5-1-0	2-0-0	4-0-0	2nd	9-1-0	.900	165-45	Joe Payne	Jess Neely
1940	2-0-0	3-2-1	1-0-0	4-0-0	1st	6-2-1	.722	182-73	Red Sharpe	Frank Howard
1941	2-0-0	4-2-0	1-0-0	5-1-0	3rd	7-2-0	.778	233-90	Wade Padgett	Frank Howard
1942	2-1-0	1-4-1	0-1-0	2-3-1	9th	3-6-1	.350	100-138	Charlie Wright	Frank Howard
1943	0-2-0	1-2-0	1-2-0	2-3-0	T7th	2-6-0	.250	94-185	Ralph Jenkins	Frank Howard
1944	2-0-0	1-5-0	1-0-0	3-1-0	3rd	4-5-0	.444	165-179	Ralph Jenkins	Frank Howard
1945	3-1-0	3-2-1	0-0-0	2-1-1	4th	6-3-1	.650	211-73	Ralph Jenkins	Frank Howard
1946	2-1-0	2-4-0	0-0-0	2-3-0	11th	4-5-0	.444	147-174	Chip Clark	Frank Howard
1947	2-1-0	2-4-0	0-0-0	1-3-0	12th	4-5-0	.444	206-146	Cary Cox	Frank Howard
1948	4-0-0	6-0-0	1-0-0	5-0-0	1st	11-0-0	1.000	274-76	Bob Martin	Frank Howard
1949	2-2-1	2-2-1	0-0-0	2-2-0	8th	4-4-2	.500	232-216	Phil Prince	Frank Howard
1950	4-0-0	5-0-1	0-0-0	3-0-1	2nd	9-0-1	.950	344-76	Gene Moore	Frank Howard
1951	4-0-0	3-2-0	0-1-0	3-1-0	4th	7-3-0	.700	196-97	Fred Cone	Frank Howard
1952	1-1-0	1-5-1	0-0-0	—	—*	2-6-1	.278	112-157	Bob Patton	Frank Howard
1953	2-2-0	1-3-1	0-0-0	1-2-0&	6th	3-5-1	.389	139-172	George Rodgers	Frank Howard
1954	3-1-0	1-4-0	1-0-0	1-2-0	5th	5-5-0	.500	193-121	Dreher Gaskin	Frank Howard
1955	3-1-0	4-2-0	0-0-0	3-1-0	3rd	7-3-0	.700	206-144	Nathan Gressette	Frank Howard
1956	4-0-0	3-1-2	0-1-0	4-0-1	1st	7-2-2	.727	167-101	Clyde White, Buck George, Scott Jackson, Mark Kane	Frank Howard
1957	3-1-0	4-2-0	0-0-0	4-3-0	T3rd	7-3-0	.700	216-78	Don King	Frank Howard
1958	4-0-0	4-2-0	0-1-0	5-1-0	1st	8-3-0	.727	169-138	Charlie Bussey	Frank Howard
1959	3-1-0	5-1-0	1-0-0	6-1-0	1st	9-2-0	.818	285-103	John Grijan	Frank Howard
1960	5-0-0	1-4-0	0-0-0	4-2-0	4th	6-4-0	.600	197-124	Leon Kaltenback	Frank Howard
1961	3-2-0	2-3-0	0-0-0	3-3-0	T3rd	5-5-0	.500	199-126	Bill Thomas	Frank Howard
1962	2-3-0	4-1-0	0-0-0	5-1-0	2nd	6-4-0	.600	168-130	Paul Snyder	Frank Howard
1963	2-1-1	3-3-0	0-0-0	5-2-0	T3rd	5-4-1	.550	181-140	Harvey White	Frank Howard
									Lowndes Shingler	Frank Howard
									Dave Lynn	Frank Howard
									Ron Andreo	Frank Howard
									Calvin West	Frank Howard
									Dave Hynes	Frank Howard
									Tracy Childers	Frank Howard



Year	Home W-L-T	Away W-L-T	Neutral W-L-T	Conf. W-L-T	Conf. Finish	Overall W-L-T	Overall Pct	Scoring CU-Opp	Captain	Coach
1964	2-2-0	1-5-0	0-0-0	2-4-0	7th	3-7-0	.300	105-135	Ted Bunton	Frank Howard
1965	4-1-0	1-4-0	0-0-0	4-3-0	T3rd	5-5-0	.500	117-137	John Boyette Bill Hecht	Frank Howard
1966	4-0-0	2-4-0	0-0-0	6-1-0	1st	6-4-0	.600	174-177	Floyd Rogers	Frank Howard
1967	3-2-0	3-2-0	0-0-0	6-0-0	1st	6-4-0	.600	166-128	Mike Facciolo	Frank Howard
1968	2-2-0	2-3-1	0-0-0	4-1-1	2nd	4-5-1	.450	184-179	Jimmy Addison Frank Liberatore	Frank Howard
1969	2-2-0	2-4-0	0-0-0	3-3-0	T3rd	4-6-0	.400	178-250	Billy Ammons Ronnie Ducworth	Frank Howard
1970	2-4-0	1-4-0	0-0-0	2-4-0	T6th	3-8-0	.273	164-313	Charlie Tolley Ivan Southerland	Hootie Ingram
1971	2-3-0	1-3-0	2-0-0	4-2-0	2nd	5-6-0	.455	155-202	B.B. Elvington Jim Sursavage	Hootie Ingram
1972	3-2-0	1-5-0	0-0-0	2-4-0	5th	4-7-0	.364	143-245	Ray Yaeger Larry Hafner	Hootie Ingram
1973	3-3-0	2-3-0	0-0-0	4-2-0	3rd	5-6-0	.455	231-263	John McMakin Wade Hughes	Red Parker
1974	6-0-0	1-4-0	0-0-0	4-2-0	T2nd	7-4-0	.637	246-250	Buddy King Frank Wirth	Red Parker
1975	1-4-0	1-5-0	0-0-0	2-3-0	5th	2-9-0	.182	177-381	Mike Buckner Ken Pengitore	Red Parker
1976	2-2-1	1-4-1	0-0-0	0-4-1	7th	3-6-2	.367	172-237	Willie Anderson Mark Fellers	Red Parker
1977	3-2-0	5-0-1	0-1-0	4-1-1	2nd	8-3-1	.708	228-163	Jim Ness Ken Peeples	Charley Pell
1978	6-0-0	4-1-0	1-0-0	6-0-0	1st	11-1-0	.917	368-131	Bennie Cunningham Neal Jetton	Charley Pell (11 games)
1979	4-2-0	4-1-0	0-1-0	4-2-0	T2nd	8-4-0	.667	205-116	Dennis Smith Jimmy Williamson	Danny Ford (1 game)
1980	4-2-0	2-3-0	0-0-0	2-4-0	T4th	6-5-0	.545	217-222	Malcolm Marler Mike O'Cain	Danny Ford
1981	6-0-0	5-0-0	1-0-0	6-0-0	1st	12-0-0	1.000	338-105	Randy Scott Joey Walters	Danny Ford
1982	5-0-1	3-1-0	1-0-0	6-0-0	1st	9-1-1	.864	289-147	Steve Fuller Randy Scott	Danny Ford
1983	6-0-1	3-1-0	0-0-0	7-0-0	—*	9-1-1	.864	338-200	Steve Godfrey Steve Fuller	Danny Ford
1984	5-1-0	2-2-0	0-1-0	5-2-0	—*	7-4-0	.636	346-215	Randy Scott Billy Lott	Danny Ford
1985	3-3-0	3-2-0	0-1-0	4-3-0	T3rd	6-6-0	.500	244-222	Bubba Brown Lee Nanney	Danny Ford
1986	3-1-1	4-1-0	1-0-1	5-1-1	1st	8-2-2	.750	296-187	Willie Underwood Jeff Davis	Danny Ford
1987	7-1-0	2-1-0	1-0-0	6-1-0	1st	10-2-0	.833	333-176	Perry Tuttle Lee Nanney	Danny Ford
1988	5-1-0	4-1-0	1-0-0	6-1-0	1st	10-2-0	.833	342-157	Terry Kinard Homer Jordan	Danny Ford
1989	5-1-0	4-1-0	1-0-0	5-2-0	3rd	10-2-0	.833	368-138	James Robinson James Farr	Danny Ford
1990	6-0-0	3-2-0	1-0-0	5-2-0	T2nd	10-2-0	.833	333-109	William Perry Mike Eppley	Ken Hatfield
1991	6-0-1	2-1-0	1-1-0	6-0-1	1st	9-2-1	.792	317-185	Steve Reese Steve Berlin	Ken Hatfield
1992	4-2-0	1-4-0	0-0-0	3-5-0	7th	5-6-0	.455	261-213	Terence Mack Terrence Flager	Ken Hatfield
1993	6-1-0	2-2-0	1-0-0	5-3-0	3rd	9-3-0	.750	198-192	Michael Dean Perry John Phillips	Ken Hatfield (11 games)
1994	4-2-0	1-4-0	0-0-0	4-4-0	6th	5-6-0	.455	164-188	Donnell Woolford Rodney Williams	Tommy West (1 game)
TOTALS	259-93-15 (.728)	219-231-25 (.487)	53-38-5 (.571)	234-133-12 (.636)		531-362-45 (.590)	16,969-12,585	140 Different Captains	24 Head Coaches	

\$ - First year of Southern Conference. Clemson's Southern Conference Record: 61-52-6 (.538), 2 Conference Champions  
 & - First year of Atlantic Coast Conference; Clemson's Record vs. ACC Opponents (Including 18 games vs. South Carolina): 164-76-6 (.683);  
 12 ACC Championships, 1 Co-Championship; \* - Indicates Clemson Ineligible for Conference Title;



# All-Time Lineups

## 1896 (2-1 overall)

LE: J.H. Blain, Sr.  
LT: J.D. White, Fr.  
LG: L.L. Hendricks, So.  
C: George Swygert, Jr.  
RG: Shack Shealy, Fr.  
RT: Jock Hanvey, Fr.  
RE: Charlie Gentry, So.  
QB: Jeff Maxwell, Jr.  
LHB: F.G. Thompkins, Sr.  
FB: A.M. Chritzberg, Sr.  
RHB: R.G. Hamilton, Sr.

## 1897 (2-2 overall)

LE: Shack Shealy, So.  
LT: Jock Hanvey, Sr.  
LG: George Hanvey, Sr.  
C: George Swygert, Sr.  
RG: Norman Walker, Fr.  
RT: L.L. Hendricks, Jr.  
RE: Frank Sullivan, So.  
QB: W.T. Brock, Sr.  
LHB: Charlie Gentry, Jr.  
FB: R.T. Vogel, Sr.  
RHB: Jeff Maxwell, Sr.

## 1898 (3-1 overall)

LE: C.K. Chritzberg, Sr. (4)  
LT: Claude Douthit, Fr. (4)  
LG: George Hanvey, Sr. (3)  
C: A.J. Mathis, Sr. (4)  
RG: Norman Walker, So. (3)  
RT: Gus Lewis, Fr. (2)  
RE: Shack Shealy, Jr. (4)  
QB: A.F. Riggs, Jr. (4)  
LHB: N.M. Hunter, Fr. (2)  
FB: W.C. Forsythe, Fr. (4)  
RHB: Frank Sullivan, Jr. (3)

## 1899 (4-2 overall)

LE: Gus Lewis, So. (4)  
LT: Claude Douthit, So. (6)  
LG: Joe Duckworth, Jr. (6)  
C: E.S. Pegues, Sr. (3)  
J.H. Kinsler, Sr. (3)  
RG: A.P. George, Jr. (4)  
RT: Norman Walker, Jr. (6)  
RE: Buster Hunter, Fr. (6)  
QB: A.F. Riggs, Sr. (3)  
LHB: J.G. Kaigler, Jr. (6)  
FB: W.C. Forsythe, So. (6)  
RHB: Shack Shealy, Sr. (5)

## 1900 (6-0 overall)

LE: C.A. Bellow, Jr.  
LT: Joe Duckworth, Sr.  
LG: Jack Woodward, So.  
C: J.H. Kinsler, Sr.  
RG: A.P. George, Sr.  
RT: Norman Walker, Sr.  
RE: Jim Lynah, Jr.  
QB: Gus Lewis, Jr.  
LHB: W.C. Forsythe, Jr.  
FB: Claude Douthit, Jr.  
RHB: Buster Hunter, So.

## 1901 (3-1-1 overall)

LE: W.C. Forsythe, Sr. (5)  
LT: E.J. DeCosta, Jr. (5)  
LG: Joe Breedon, So. (5)  
C: Harry Green, Jr. (4)  
RG: Pee Wee Forsythe, So. (5)  
RT: Bill Snead, Sr. (4)  
TE: Jim Lynah, Sr. (4)  
QB: Gus Lewis, Sr. (4)

LHB: Fred Pearman, Sr. (5)  
FB: Claude Douthit, Sr. (4)  
RHB: Buster Hunter, Jr. (3)

## 1902 (6-1 overall)

LE: Vet Sitton, Jr. (5)  
LT: Bill Garrison, Sr. (5)  
LG: Ben Kaigler, Sr. (6)  
C: Harry Green, Sr. (7)  
RG: Pee Wee Forsythe, Jr. (7)  
RT: T.G. Barnwell, Jr. (7)  
RE: Hope Saddler, Jr. (7)  
QB: John Maxwell, Jr. (7)  
LHB: J.W. Gantt, Jr. (4)  
Bert Lawrence, Sr. (4)  
FB: Jock Hanvey, Jr. (7)  
RHB: Polly Pollitzer, Sr. (4)

## 1903 (4-1-1 overall)

LE: Vet Sitton, Sr. (5)  
LT: H.L. Cogburn, Fr. (6)  
LG: O.L. Derrick, Fr. (6)  
C: Bill Garrison, Sr. (5)  
RT: Max McCown, So. (4)  
RG: Pee Wee Forsythe, Sr. (6)  
RE: Hope Saddler, Sr. (6)  
QB: John Maxwell, Sr. (5)  
RHB: Fritz Furtick, Fr. (5)  
FB: Jock Hanvey, Sr. (6)  
LHB: Smith Woods, Jr. (6)

## 1904 (3-3-1 overall)

LE: Mike Webb, 148, Sr. (6)  
LT: O.L. Derrick, 195, So. (7)  
LG: Mac McLaurin, 190, Fr. (6)  
C: Gus Keasler, 190, Fr. (7)  
RG: R.F. Gooding, 200, Sr. (6)  
RT: Warren Cloudy, Fr. (4)  
RE: Tommie Williams, 148, Jr. (6)  
QB: Rick McIver, 150, Jr. (7)  
LHB: Gil Ellison, 163, Jr. (6)  
FB: Joe Holland, 160, So. (7)  
RHB: Fritz Furtick, 170, So. (7)

## 1905 (3-2-1 overall)

LE: Powell Lykes, 180, Jr. (5)  
LT: O.L. Derrick, 195, Jr. (3)  
LG: R.T. Gaston, 195, Fr. (4)  
C: Gus Keasler, 190, So. (5)  
RG: Chunk Summers, 195, Sr. (5)  
RT: Mac McLaurin, 190, So. (5)  
RE: W.A. Gantt, 175, Fr. (4)  
QB: Rick McIver, 165, Sr. (5)  
LHB: Gil Ellison, 163, Sr. (3)  
FB: Laury Dickson, 185, Sr. (5)  
RHB: Fritz Furtick, 170, Jr. (4)

## 1906 (4-0-3 overall)

LE: Powell Lykes, Sr. (6)  
LT: R.T. Gaston, So. (6)  
LG: Rastus Keel, Sr. (6)  
C: W.C. Clark, So. (4)  
RG: Bert Carter, Sr. (4)  
RT: Mac McLaurin, Jr. (6)  
RE: Stick Coles, So. (5)  
QB: Doc McFadden, Fr. (6)  
LHB: Banks Allen, So. (5)  
FB: O.L. Derrick, Sr. (6)  
RHB: Fritz Furtick, Sr. (5)

## 1907 (4-4 overall)

LE: Doc McFadden, So. (6)  
LT: R.T. Gaston, Jr. (6)  
LG: F. Fleming, Jr. (4)  
C: W.C. Clark, Jr. (6)  
RG: Toots Britt, So. (4)

RT: Mac McLaurin, Sr. (6)  
RE: Stick Coles, Jr. (5)  
QB: Bun Lee, Sr. (6)  
LHB: Banks Allen, Jr. (5)  
FB: F.P. Caughman, Sr. (5)  
RHB: Tuck Turner, Sr. (4)

## 1908 (1-6 overall)

LE: T.E. Horton, So. (5)  
LT: F.V. Gilmer, So. (7)  
LG: F. Fleming, Sr. (7)  
C: Boots Cochran, Fr. (7)  
RT: Olan Hydrick, Jr. (6)  
RG: W.F. Odom, Sr. (6)  
RE: W.P. White, Jr. (7)  
QB: Stick Coles, Sr. (4)  
LHB: Doc McFadden, Jr. (7)  
FB: C.M. Robbs, Jr. (5)  
RHB: C.F. Lokey, So. (7)

## 1909 (6-3 overall)

LE: Harry Woodward, Jr. (6)  
LT: Olan Hydrick, Sr. (7)  
LG: Boots Cochran, So. (8)  
C: Frank Gilmer, Jr. (9)  
RG: Sam Ezell, Jr. (8)  
RT: S.L. Britt, Jr. (4)  
RE: Cap Hankle, Jr. (7)  
QB: Bill Connelly, Jr. (7)  
RHB: W.P. White, Sr. (9)  
FB: C.M. Robbs, Sr. (9)  
LHB: R.H. Walker, Jr. (6)

## 1910 (4-3-1 overall)

LE: Harry Woodard, Sr. (8)  
LT: J. Martin, Sr. (8)  
LG: S.L. Britt, Sr. (7)  
C: Frank Gilmer, Sr. (8)  
RG: Sam Ezell, Sr. (8)  
RT: Ben Britt, So. (5)  
RE: Cap Hankle, Sr. (8)  
QB: Bill Connelly, Sr. (8)  
RHB: Paul Bissell, Jr. (8)

FB: Joe Bates, Jr. (8)  
LHB: John Kangeter, So. (8)

## 1911 (3-5 overall)

LE: Alex Lewis, So. (6)  
LT: Hop Gandy, So. (7)  
LG: Shorty Schilletter, Fr. (8)  
C: C.J. Hayden, Sr. (8)  
RG: Tom Perry, Sr. (8)  
RT: Ben Britt, Jr. (8)  
RE: Bill Perry, Sr. (7)  
QB: Paul Bissell, Sr. (8)  
LHB: John Kangeter, Jr. (8)  
FB: Tanny Webb, Fr. (6)  
RHB: Marion Coles, Jr. (5)

## 1912 (4-4 overall)

LE: Alex Lewis, 135, Jr. (5)  
LT: Hop Gandy, 175, Jr. (7)  
LG: Shorty Schilletter, 200, So. (7)  
C: Jules Carson, 205, Jr. (5)  
RG: A.C. Turbeville, 185, Sr. (7)  
RT: Ben Britt, 180, Sr. (5)  
RE: C.F. Gee, 160, So. (4)  
RH: Marion Coles, 138, Sr. (6)  
LHB: Buck Pressley, 160, Jr. (5)  
FB: Tanny Webb, 170, So. (6)  
QB: Jimmie James, 150, So. (7)

## 1913 (4-4 overall)

LE: Skeet Browne, 160, Sr. (4)  
LT: W.H. Bristol, 185, Jr. (6)  
LG: Hop Gandy, 175, Sr. (6)  
C: Jules Carson, 180, Sr. (8)  
RG: H.L. Parker, Sr. (7)  
RT: Shorty Schilletter, 200, Jr. (8)  
RE: J.W. Stribling, 185, So. (5)  
LHB: Johnny Logen, Jr. (8)  
QB: Jimmie James, Jr. (8)  
FB: Tanny Webb, 170, Jr. (8)  
RHB: J.P. Jeter, So. (5)



Norman Walker and Claude Douthit were starters in 1898, 1899, and 1900.



**1914 (5-3-1 overall)**

LE: C.F. Gee, 160, Sr. (6)  
 LT: W.K. Magill, 175, Jr. (9)  
 LG: E.L. Randle, 185, Jr. (6)  
 C: Tom Brandon, 167, So. (6)  
 RG: Mule Littlejohn, 185, Jr. (6)  
 RT: Shorty Schilleter, 200, Sr. (9)  
 RE: A.C. Jones, 158, Sr. (4)  
 LHB: Jimmie James, 150, Sr. (8)  
 QB: Red McMillan, 132, Jr. (9)  
 FB: Tanny Webb, 170, Sr. (9)  
 RHB: Dopey Major, 150, So. (8)

**1915 (2-4-2 overall)**

LE: Sarg Poole, 168, Jr. (8)  
 LT: W.K. Magill, 170, Sr. (8)  
 LG: H.L. Suggs, 187, Sr. (8)  
 C: E.L. Randle, 185, Sr. (8)  
 RG: L.B. Cannon, 172, Sr. (6)  
 RT: Mule Littlejohn, 185, Sr. (8)  
 RE: Duck Harmon, 158, Jr. (8)  
 LHB: Mac McConnell, 156, Sr. (6)  
 QB: L.G. Hardin, Sr. (2)  
 FB: Dopey Major, 150, Jr. (7)  
 RHB: Bill Harris, 160, Jr. (7)

**1916 (3-6 overall)**

LE: E.M. Wiehl, 160, Sr. (7)  
 LG: Sarg Poole, 170, Sr. (7)  
 C: Mutt Gee, 168, Jr. (7)  
 RG: Duck Harmon, 152, Sr. (7)  
 T: W.L. Hart, 195, So. (7)  
 T: Bill Matthews, 195, Sr. (6)  
 RE: H.W. Brown, 148, So. (7)  
 LHB: Stumpy Banks, 132, Fr. (5)  
 QB: F.L. Witsell, 138, Jr. (9)  
 FB: Dopey Major, 150, Sr. (7)  
 RHB: J.P. Adams, 180, Jr. (5)

**1917 (6-2 overall)**


LE: L.P. Thackston, So. (8)  
 LT: R.C. Potts, So. (8)  
 LG: G.G. Gilmer, Fr. (8)  
 C: Mutt Gee, Sr. (8)  
 RG: Yen Lightsey, Fr. (7)  
 RT: W.L. Hart, Jr. (4)  
 W.M. Cannon, Jr. (4)  
 RE: L.R. Kay, So. (5)  
 LHB: Stumpy Banks, So. (8)  
 QB: E.L. Witsell, Sr. (7)  
 FB: Boo Armstrong, Fr. (6)  
 RHB: J.H. Bartlet, So. (7)

**1918 (5-2 overall)**

LE: J.R. Schenk, So. (4)  
 LT: Yen Lightsey, So. (6)  
 LG: Cat Randle, So. (4)  
 C: F.M. Padgett, So. (6)  
 RG: T.M. McCown, Sr. (6)  
 RT: L.O. Hammett, Fr. (4)  
 RE: R.E. Thornton, So. (5)  
 LHB: T.J. Reames, Sr. (3)  
 QB: W.L. Frew, Jr. (6)  
 FB: Switzer Allison, So. (6)  
 RHB: Boo Armstrong, So. (5)

**1919 (6-2-2 Overall)**

LE: J.R. Schenk, Jr. (6)  
 LT: R.C. Potts, Sr. (10)  
 LG: G.G. Gilmer, So. (6)  
 C: Red Gettys, So. (6)  
 RG: L.M. Lightsey, Jr. (9)  
 RT: J.C. Owens, Jr. (6)  
 RE: L.R. Kay, Sr. (8)  
 LHB: L.D. Harris, Sr. (10)  
 QB: Stumpy Banks, Sr. (10)  
 FB: Switzer Allison, Jr. (6)

**1995 Clemson Football**

Clemson played its games on Bowman Field between 1896-1916.

RHB: Boo Armstrong, Jr. (10)

**1920 (4-6-1 overall)**

LE: L.B. Heffner, Sr. (4)  
 J.L. Langston, Sr. (4)  
 LT: Yen Lightsey, Sr. (9)  
 LG: G.G. Gilmer, Jr. (11)  
 C: Red Gettys, Jr. (10)  
 RG: Cat Randle, Sr. (6)  
 RT: George Cann, Jr. (6)  
 RE: John Spearman, Jr. (11)  
 LHB: Pinky Colbert, Jr. (8)  
 QB: Belton O'Neal, Jr. (9)  
 FB: Switzer Allison, Sr. (10)  
 RHB: Boo Armstrong, Sr. (11)

**1921 (1-6-2 Overall)**

LE: G.G. Gilmer, Sr. (8)  
 LT: George Cann, Sr. (7)  
 LG: M.E. Jackson, Fr. (3)  
 M.G. Stockum, Sr. (3)  
 C: Red Gettys, Sr. (6)  
 RG: Tom Bailes, Sr. (7)  
 RT: Red Wilson, Fr. (3)  
 A.B. Tennant, Fr. (3)  
 RE: John Spearman, Sr. (8)  
 LHB: F.M. Zeigler, Jr. (4)  
 QB: E.H. Emanuel, Jr. (4)  
 FB: Rusty Wilhite, Sr. (9)  
 RHB: Pinky Colbert, Sr. (7)

**1922 (5-4 overall)**

LE: H.B. Webb, So. (7)  
 LT: Bull Lightsey, Fr. (9)  
 LG: Dutch Tennant, So. (9)  
 C: Speck Harvey, Sr. (9)  
 RG: Stonewall Jackson, So. (8)  
 RT: J.A. Shockley, So. (6)  
 RE: Bull Wray, Sr. (8)  
 LHB: F.M. Zeigler, Sr. (7)  
 QB: Rhett Turnipseed, Jr. (5)  
 FB: R.F. Holohan, So. (4)  
 RHB: Pat Harmon, So. (8)

**1923 (5-2-1 overall)**

LE: Gary Finklea, Jr. (6)  
 LT: Frank Strother, Sr. (6)  
 LG: Dutch Tennant, Jr. (6)  
 C: J.B. Wertz, Sr. (7)  
 RG: Stonewall Jackson, Jr. (7)  
 RT: Butch Holohan, Jr. (7)  
 RE: C.C. Garrison, Sr. (7)  
 LHB: Charles Robinson, Jr. (6)

QB: E.G. Dotterer, Jr. (5)  
 FB: W. Bratton Williams, Jr. (7)  
 RHB: Pat Harmon, Jr. (6)

**1924 (2-6 overall)**

LE: Gary Finklea, Sr. (8)  
 LT: Red Wilson, Sr. (5)  
 LG: Dutch Tennant, Sr. (7)  
 C: Bull Lightsey, Jr. (5)  
 RG: Stonewall Jackson, Sr. (7)  
 RT: Kit Hane, Jr. (5)  
 RE: Wally Roy, Jr. (5)  
 LHB: Charlie Robinson, Sr. (6)  
 QB: Jonnie Walker, Jr. (4)  
 FB: W. Bratton Williams, Sr. (8)  
 RHB: Pat Harmon, Sr. (8)

**1925 (1-7 overall)**

LE: Jack Fewell, 165, Sr. (7)  
 LT: Frog Palmer, 186, Sr. (7)  
 LG: Kit Hane, 185, Sr. (5)  
 C: H.J. Bowles, 175, Sr. (8)  
 RG: B.C. Harvey, 196, So. (3)  
 J.M. Fleming, 200, Sr. (3)  
 RT: Wally Roy, 184, Sr. (5)  
 RE: G.I. Finklea, 176, Sr. (6)  
 LHB: Red Price, 155, Sr. (5)  
 QB: Tick Hendee, 135, Jr. (6)  
 FB: Jonnie Walker, 160, Sr. (6)  
 RHB: W.N. Martin, 166, So. (3)

**1926 (2-7 overall)**

LE: J.H. Talley, 185, So. (5)  
 LT: Guy Davis, 180, So. (5)  
 C: O.K. Pressley, 185, So. (6)  
 LG: Ed Wall, 180, So. (6)  
 RG: W.N. Martin, 180, Jr. (5)  
 RT: P.B. Austin, 187, Sr. (6)  
 RE: Hop Cuttino, 140, Jr. (6)  
 LHB: E.W. Sexton, 170, So. (3)  
 QB: Bud Eskew, 175, Jr. (6)  
 FB: W.W. Bankhead, 175, Jr. (3)  
 RHB: Bob Midkiff, 160, Jr. (6)

**1927 (5-3-1 overall)**

LE: H.W. Asbill, 155, So. (6)  
 LT: Joe Robinson, 198, Sr. (7)  
 LG: Guy Davis, 180, Jr. (8)  
 C: O.K. Pressley, 185, Jr. (8)  
 RG: H.C. Snowden, 180, Jr. (5)  
 RT: Ed Hall, 230, Jr. (8)  
 RE: J.C. Hair, 175, Sr. (7)  
 WB: O.D. Padgett, 165, So. (5)

TB: Lew Pitts, 160, So. (7)  
 FB: Bob McCarley, 165, So. (9)  
 BB: A.D. Mouledous, 162, Sr. (9)

**1928 (8-3 overall)**

LE: Bob Jones, 180, So. (5)  
 RT: Dick Magill, 185, Jr. (7)  
 RG: Ike Davis, 180, Sr. (7)  
 C: O.K. Pressley, 185, Sr. (11)  
 LT: Bob Swofford, 211, Jr. (11)  
 LG: Ed Hall, 230, Sr. (10)  
 RE: Foggy Woodruff, 178, So. (7)  
 RB: Johnnie Justus, 155, So. (5)  
 TB: Lew Pitts, 160, Jr. (8)  
 FB: Bob McCarley, 170, Jr. (7)  
 FB: Dopey Major, 150, Sr. (7)  
 BB: O.D. Padgett, 170, Jr. (8)

**1929 (8-3 overall)**

LE: Foggy Woodruff, 178, Jr. (10)  
 LT: Bob Swofford, 216, Sr. (10)  
 LG: Reuben Siegel, 200, So. (6)  
 C: L.M. Gresham, 180, So. (8)  
 RG: Bill Gunnells, 190, Sr. (10)  
 RT: J.W. Collins, 195, Jr. (9)  
 RE: Bob Jones, 180, Jr. (10)  
 RB: Johnnie Justus, 155, Jr. (9)  
 TB: Goat McMillan, 150, Sr. (10)  
 FB: Bob McCarley, 170, Sr. (7)  
 BB: O.D. Padgett, 170, Sr. (10)

**1930 (8-2 overall)**

LE: Bob Jones, 180, Sr. (9)  
 LT: Mule Yarborough, 175, Sr. (9)  
 LG: W.H. Seigle, 158, So. (7)  
 C: Red Fordham, 170, Jr. (9)  
 RG: R.V. Fleming, 184, Jr. (7)  
 RT: J.N. Davis, 215, Jr. (8)  
 RE: Foggy Woodruff, 178, Sr. (9)  
 WB: Johnnie Justus, 155, Sr. (5)  
 TB: Maxcey Welch, 170, Jr. (9)  
 FB: L.C. Harvin, 178, Jr. (8)  
 BB: Grady D. Salley, 165, Jr. (8)

**1931 (1-6-2 overall)**

LE: R.V. Fleming, 194, Sr. (8)  
 LT: F.J. Sharpe, 203, So. (5)  
 LG: J.C. Heineman, 160, Sr. (8)  
 C: Red Fordham, 185, Sr. (9)  
 RG: L.K. Proctor, 187, Jr. (8)  
 RT: J.N. Davis, 215, Jr. (6)  
 RE: Johnson Craig, 175, Jr. (6)  
 WB: J.M. Lambert, 158, So. (5)





Frank Howard's 1948 team was perfect. Here he is standing with Bobby Gage, 1949 Gator Bowl MVP and Fred Cone, his top rusher.

TB: F.H. Hook, 163, Jr. (7)  
FB: Charlie Moss, 174, Jr. (4)  
BB: Buck Priester, 173, Sr. (4)

#### 1932 (3-5-1 overall)

LE: E.R. Patterson, 175, Sr. (9)  
LT: W.C. Dozier, 190, Jr. (9)  
LG: J.C. Heineman, 180, Jr. (9)  
C: Ben Kirk Connell, 175, So. (7)  
RG: J.N. Davis, 208, Sr. (5)  
RT: Johnson Craig, 190, Sr. (7)  
RE: J.R. Werts, 174, Sr. (8)  
WB: Fred W. Hook, 170, Sr. (9)  
TB: Gene Willimon, 162, Jr. (7)  
FB: Bob Miller, 168, Sr. (8)  
BB: Alex Stevens, 175, Jr. (6)

#### 1933 (3-6-2 overall)

LE: Stan Fellers, 172, Jr. (10)  
LT: T.I. Brown, 204, So. (6)  
LG: J.C. Heinemann, 193, Sr. (8)  
C: A.G. Yarbrough, 190, Jr. (7)  
RG: C.J. Inabinet, 186, So. (8)  
RT: W.C. Dozier, 195, Sr. (10)  
RE: Catfish Watson, 167, So. (5)  
WB: Alex Stevens, 182, Sr. (7)  
TB: Gene Willimon, 165, Sr. (8)  
FB: Henry McCown, 186, So. (9)  
BB: Joe Cathcart, 160, Jr. (4)

#### 1934 (5-4 overall)

LE: Stan Fellers, 192, Sr. (9)  
LG: Henry Shore, 172, Jr. (6)  
C: A.G. Yarbrough, 193, Sr. (8)  
RG: C.J. Inabinet, 180, Jr. (8)  
T: Manuel Black, 198, So. (9)  
T: T.I. Brown, 176, Jr. (9)  
RE: R.R. Kissan, 175, Jr. (5)  
TB: Randy Hinson, 170, Jr. (9)  
FB: Henry McCown, 188, Jr. (6)  
BB: Bill Dillard, 162, Jr. (5)  
WB: Alex Stevens, 185, Sr. (6)

#### 1935 (6-3 overall)

LE: Don Shufford, 170, Jr. (9)  
LG: Bill Croxton, 198, Sr. (5)  
C: Henry Shore, 175, Sr. (8)  
RG: C.J. Inabinet, 195, Sr. (9)  
T: Manuel Black, 200, Jr. (9)  
T: T.I. Brown, 205, Sr. (9)  
RE: Sam McConnell, 190, So. (6)  
TB: Net Berry, 167, Jr. (8)  
FB: Tate Horton, 170, Sr. (9)  
BB: Mac Folger, 180, Jr. (9)

WB: H.R. Lee, 175, Jr. (8)

#### 1936 (5-5 overall)

LE: Don Shufford, 176, Sr. (6)  
LG: Drag Payne, 175, Jr. (5)  
C: H.D. Lewis, 185, Sr. (7)  
RG: Bill Bryant, 203, Jr. (8)  
LT: Manuel Black, 200, Sr. (4)  
Curtis Pennington, 194, So. (4)  
RT: Fred Wyse, 190, Jr. (7)  
RE: Sam McConnell, 190, Jr. (9)  
TB: Net Berry, 168, Sr. (5)  
TB: Al Sanders, 170, Jr. (9)  
BB: Don Willis, 200, So. (5)  
FB: Mac Fogler, 180, Sr. (10)

#### 1937 (4-4-1 overall)

LE: Tom McConnell, 180, Sr. (8)  
LG: Bill Bryant, 205, Sr. (7)  
C: Charlie Woods, 175, Jr. (6)  
RG: Oliver Payne, 175, Sr. (7)  
T: Fred Wyse, 190, Sr. (8)  
T: Curtis Pennington, 206, Jr. (7)  
RE: Gus Goins, 190, Jr. (5)  
TB: Bob Bailey, 170, Jr. (6)  
FB: Al Sanders, 170, Sr. (8)  
BB: Ben Pearson, 165, Jr. (7)  
WB: Don Willis, 195, Jr. (8)

#### 1938 (7-1-1 overall, 3-0-1 in SC)

RE: Gus Goins, 190, Sr. (8)  
RG: Tom Moorner, 198, Jr. (8)  
C: Charlie Woods, 180, Sr. (8)  
LG: Joe Payne, 176, Jr. (8)  
T: H.E. Miller, 202, Sr. (8)  
T: Curtis Pennington, 200, Sr. (8)  
LE: Wister Jackson, 190, Jr. (5)  
TB: Banks McFadden, 178, Jr. (6)  
FB: Don Willis, 190, Sr. (8)  
BB: Ben Pearson, 170, Sr. (7)  
WB: Shad Bryant, 160, Jr. (6)

#### 1939 (9-1 overall, 4-0 in SC)

##### Cotton Bowl Champions

LE: Joe Blalock, 185, So. (9)  
LT: Tom Moorner, 195, Sr. (10)  
C: Bob Sharpe, 180, Jr. (9)  
RG: Walter Cox, 180, Sr. (7)  
T: Bill Hall, 195, Jr. (9)  
T: George Fritts, 190, So. (8)  
RE: Carl Black, 185, Sr. (10)  
TB: Banks McFadden, 175, Sr. (8)  
FB: Charlie Timmons, 185, So. (8)  
BB: Joe Payne, 180, Sr. (10)

WB: Shad Bryant, 168, Sr. (9)

#### 1940 (6-2-1 overall, 4-0 in SC) Southern Conference Champs

LE: Joe Blalock, 180, Jr. (8)  
LG: Wade Padgett, 195, Jr. (9)  
C: Red Sharpe, 180, Sr. (9)  
RG: J.F. Deitz, 190, Sr. (8)  
T: Bill Hall, 210, Sr. (6)  
T: George Fritts, 190, Jr. (9)  
RE: H.W. Webb, 173, Sr. (6)  
TB: Chippy Maness, 180, Sr. (9)  
FB: Charlie Timmons, 195, Jr. (9)  
BB: Hawk Craig, 180, So. (4)  
WB: George Floyd, 170, Sr. (8)

#### 1941 (7-2 overall, 5-1 in SC)

LE: Joe Blalock, 178, Sr. (9)  
LG: Wade Padgett, 190, Sr. (8)  
C: Charles Wright, 179, Jr. (8)  
RG: Tom Wright, 208, Sr. (8)  
T: Bull Cagle, 212, Jr. (6)  
T: George Fritts, 195, Sr. (9)  
RE: Harold Pierce, 181, Jr. (5)  
TB: Booty Payne, 186, Jr. (8)  
FB: Charlie Timmons, 204, Sr. (9)  
BB: Hawk Craig, 182, Jr. (7)  
WB: Harry Franklin, 165, So. (6)

#### 1942 (3-6-1 overall, 2-3-1 in SC)

LE: Chip Clark, 168, Fr. (9)  
LG: Dave Osteen, 182, Jr. (4)  
C: Charles Wright, 180, So. (10)  
RG: Bill Hunter, 170, So. (6)  
T: Harold Pierce, 184, Sr. (6)  
T: Bull Cagle, 212, Sr. (10)  
RE: Red Stacey, 180, So. (9)  
TB: Butch Butler, 175, Fr. (10)  
FB: Fred McCown, 170, Fr. (6)  
BB: Hawk Craig, 182, Sr. (10)  
WB: Harry Franklin, 168, Jr. (8)

#### 1943 (2-6 overall, 2-3 in SC)

LE: John Russell, 170, So. (7)  
LG: C.A. Trayham, 183, So. (4)  
C: E.T. Salisbury, 187, Fr. (4)  
C: Ralph Jenkins, 195, Fr. (8)  
RG: Donald Simpson, 185, Fr. (8)  
T: Pitts Seay, 195, Fr. (4)  
T: Chick Gainer, 180, Fr. (8)  
RE: Eddis Freeman, 150, Fr. (4)  
TB: Butch Butler, 175, So. (3)  
FB: Billy Rodgers, 160, Fr. (8)  
BB: Billy Rutledge, 150, Fr. (7)  
WB: Jim Whitmire, 180, Fr. (9)

#### 1944 (4-5 overall, 3-1 in SC)

LE: Eddis Freeman, 150, So. (7)  
LG: F.M. Richardson, 165, Jr. (6)  
C: Ralph Jenkins, 195, So. (9)  
RG: Tom Salisbury, 187, Fr. (9)  
T: Harvey Phillips, 210, So. (9)  
T: Phil Prince, 190, Fr. (7)  
RE: Arthur Hagan, 190, Fr. (9)  
TB: Sid Tinsley, 168, Jr. (6)  
FB: Billy Rodgers, 175, So. (8)  
BB: Alton Cumbie, 195, So. (8)  
WB: Billy Poe, 170, So. (8)

#### 1945 (6-3-1 overall, 2-1-1 in SC)

LE: Chip Clark, 168, Jr. (8)  
LG: Jim Sultis, 185, Fr. (8)  
C: Ralph Jenkins, Jr., 195 (10)  
RG: Marion Woods, 210, So. (8)  
T: Bob Turner, 210, So. (7)  
T: Mavis Cagle, 175, So. (10)  
RE: Eddis Freeman, 150, Jr. (8)

TB: Butch Butler, 173, Sr. (5)  
FB: Jim Reynolds, 180, Fr. (6)  
BB: Alton Cumbie, 195, Jr. (7)  
WB: Billy Poe, 170, Jr. (10)

#### 1946 (4-5 overall, 2-3 in SC)

LE: Chip Clark, 168, Sr. (5)  
LG: Bill Hunter, 180, Jr. (5)  
C: Ralph Jenkins, 195, Sr. (4)  
Cary Cox, 200, So. (4)  
RG: Frank Gillespie, 193, So. (8)  
T: Bo Saunders, 215, So. (4)  
T: Bill Smith, 225, Sr. (7)  
RE: Hank Walker, 185, Jr. (5)  
TB: Bobby Gage, 165, So. (4)  
FB: Dewey Quinn, 180, Sr. (6)  
BB: Bob Martin, 175, So. (5)  
WB: Gerald Leverman, 204, Sr. (4)

#### 1947 (4-5 overall, 1-3 in SC)

LE: Hank Walker, 185, Sr. (9)  
LT: Phil Prince, 195, Jr. (9)  
LG: Ray M. Clanton, 200, So. (8)  
C: Cary Cox, 200, Jr. (6)  
RG: Frank Gillespie, 193, Jr. (9)  
RT: Chick Gainer, 205, Jr. (6)  
RE: Oscar Thompson, 165, Fr. (8)  
TB: Bobby Gage, 165, Jr. (9)  
FB: John R. Miller, 165, Jr. (5)  
BB: John M. Moorner, 180, Sr. (8)  
WB: R.N. Williams, 155, So. (5)

#### 1948 (11-0 overall, 5-0 in SC) Southern Conference Champs Gator Bowl Champions

LE: John Poulos, 198, Jr. (11)  
LG: Ray Clanton, 195, Jr. (9)  
C: Gene Moore, 185, Jr. (11)  
RG: Frank Gillespie, 195, Sr. (11)  
T: Tom Salisbury, 210, Jr. (11)  
T: Phil Prince, 195, Sr. (11)  
RE: Oscar Thompson, 165, So. (11)  
TB: Bobby Gage, 165, Sr. (10)  
FB: Fred Cone, 195, So. (11)  
BB: Bob Martin, 175, Sr. (11)  
WB: Ray Mathews, 180, So. (10)

#### 1949 (4-4-2 overall, 2-2 in SC)

LE: John Poulos, 200, Sr. (9)  
LG: Jack Cox, 195, Jr. (10)  
C: Gene Moore, 198, Sr. (10)  
RG: Pete Manos, 190, So. (3)  
T: Luke Deanhardt, 230, Sr. (8)  
T: Bob Hudson, 230, Jr. (10)  
RE: Glenn Smith, 180, So. (10)  
TB: Jackie Calvert, 190, Jr. (7)  
FB: Fred Cone, 190, Jr. (10)  
BB: Dick Hendley, 185, Jr. (7)  
TB: Ray Mathews, 180, Jr. (10)

#### 1950 (9-0-1 overall, 3-0-1 in SC) Orange Bowl Champions Offense

LE: Bob Hudson, 200, Sr. (10)  
LG: Pete Manos, 190, So. (9)  
C: Jack Brunson, 190, Jr. (10)  
RG: Dan DiMucci, 190, Jr. (10)  
T: Dick Gillespie, 217, Jr. (6)  
T: Jack Mooneyman, 210, Fr. (6)  
RE: Glenn Smith, 180, Jr. (9)  
RB: Billy Hair, 170, So. (9)  
FB: Fred Cone, 165, Sr. (8)  
BB: Dick Hendley, 185, Sr. (8)  
WB: Ray Mathews, 180, Sr. (7)  
PK: Charles Radcliffe, So. (10)



### Defense

LE: Jim Calvert, 6-1, Jr.  
 LT: Bob Patton, 220, Jr.  
 LG: Sterling Smith, 205, Sr.  
 RG: Barclay Crawford, 190, So.  
 RT: Billy Grigsby, 190, Jr.  
 RE: Dreher Gaskins, 197, Fr.  
 LB: Wyndie Wyndham, 190, Sr.  
 LB: Don Wade, 180, So.  
 CB: Fred Knoebel, 170, So.  
 S: Pete Cook, 155, So.  
 RH: Gil Rushton, 180, Sr.

### 1951 (7-3 overall, 3-1, in SC)

#### Offense

LE: Glenn Smith, 182, Sr. (7)  
 LG: Pete Manos, 190, Jr. (7)  
 LG: Joe Bryant, 200, Jr. (8)  
 RG: Dan DiMucci, 192, Sr. (8)  
 T: Jack Mooneyham, 208, Sr. (8)  
 T: Gary Byrd, 204, Jr. (6)  
 RE: Otis Kempson, 178, So. (6)  
 TB: Billy Hair, 170, Jr. (8)  
 FB: Jim Shirley, 211, Jr. (4)  
 Larry Gressette, 190, So. (4)  
 BB: George Rodgers, 185, Jr. (7)  
 WB: Buck George, 170, Fr. (6)  
 PK: Charles Radcliffe, Jr. (8)

### Defense

LE: George Withers, 173, So.  
 LT: Bob Patton, 220, Sr.  
 LG: Tom Barton, 195, Jr.  
 RG: Barclay Crawford, 190, Jr.  
 RT: Earl Wrightenberry, 212, So.  
 RE: Frank Gentry, 170, Jr.  
 LH: Fred Knoebel, 170, Jr.  
 LB: Jimmy Quarles, 188, Jr.  
 LB: Don Wade, 175, Jr.  
 RH: Archie Baker, 150, Jr.  
 S: Pete Cook, 155, Jr.

### 1952 (2-6-1 Overall)

#### Offense

LE: Otis Kempson, 190, Jr. (8)  
 LG: George Rodgers, 195, Sr. (4)  
 LG: Charlie Wyatt, 200, Jr. (4)

C: Joe Bryant, 200, Sr. (8)  
 RG: J.C. Hudson, 200, Sr. (8)  
 T: Clyde White, 230, So. (7)  
 T: Gary Byrd, 190, Sr. (4)  
 RE: Scott Jackson, 185, So. (6)  
 TB: Billy Hair, 170, Sr. (5)  
 FB: Red Whitten, 190, So. (6)  
 BB: George Rodgers, 185, Sr. (7)  
 WB: Buck George, 170, So. (7)  
 PK: Charles Radcliffe, 170, Sr. (9)

### Defense

LE: Frank Gentry, 185, Sr.  
 LT: Nathan Gressette, 220, So.  
 LG: Tom Barton, 216, Sr.  
 RG: Barclay Crawford, 205, Sr.  
 RT: E. Wrightenberry, 212, Jr.  
 RE: George Withers, 193, Jr.  
 LB: Jimmy Quarles, 190, Sr.  
 LB: Don Wade, 175, Sr.  
 LH: Jimmy Wells, 194, Jr.  
 RH: Fred Knoebel, 185, Sr.  
 S: Pete Cook, 165, Sr.

### 1953 (3-5-1 overall, 1-2 in ACC)

E: Dreher Gaskins, 6-4, 225, Sr. (10)  
 T: Clyde White, 6-3, 230, Jr. (9)  
 G: Mark Kane, 5-11, 205, Jr. (4)  
 C: Bill McLellan, 5-11, 205, Jr. (6)  
 G: Ormond Wild, 6-0, 195, So. (7)  
 T: Nathan Gressette, 6-2, 220, Jr. (10)  
 E: Scott Jackson, 6-2, 185, Jr. (8)  
 QB: Don King, 5-11, 170, So. (9)  
 HB: Jimmy Wells, 6-2, 180, Sr. (7)  
 HB: Billy O'Dell, 5-10, 190, So. (5)  
 FB: Red Whitten, 5-10, 190, Jr. (5)  
 P: Don King, 5-11, 170, So. (4)  
 PK: Pooley Hubert, 6-0, 170, Sr. (4)

### 1954 (5-5 overall, 1-2 in ACC)

E: Walt Laraway, 6-0, 180, Jr. (8)  
 T: Clyde White, 6-2, 210, Sr. (10)  
 G: Mark Kane, 5-11, 205, Sr. (8)  
 C: Wingo Avery, 6-0, 200, Jr. (9)  
 G: Dick DeSimone, 5-11, 190, So. (10)  
 T: Tommy Mattos, 6-3, 220, Sr. (10)  
 E: Scott Jackson, 6-1, 185, Sr. (10)

QB: Don King, 5-10, 165, Jr. (8)  
 B: Joel Wells, 6-0, 185, So. (7)  
 B: Joe Pagliei, 6-0, 185, Sr. (7)  
 FB: Billy O'Dell, 5-10, 200, Jr. (8)  
 P: Joe Pagliei, 6-0, 185, Jr. (8)  
 PK: Bob Paredes, 5-8, 180, Sr. (8)

### 1955 (7-3 overall, 3-1 in ACC)

E: Walt Laraway, 6-0, 180, Sr. (7)  
 T: Dick Marazza, 6-4, 218, Jr. (10)  
 G: Earle Greene, 6-0, 200, Jr. (6)  
 C: Wingo Avery, 6-0, 210, Sr. (9)  
 G: John Grdijan, 5-11, 200, So. (10)  
 T: B.C. Inabinet, 6-6, 240, Sr. (8)  
 E: Willie Smith, 6-0, 195, Jr. (6)  
 QB: Don King, 5-10, 165, Sr. (7)  
 B: Joel Wells, 6-0, 195, Jr. (10)  
 B: Joe Pagliei, 6-0, 200, Sr. (10)  
 FB: Billy O'Dell, 5-10, 195, Sr. (10)  
 P: Joe Pagliei, 6-0, 200, Sr. (5)  
 PK: Charlie Bussey, 6-0, 162, Jr. (7)

### 1956 (7-2-2 overall, 4-0-1 in ACC)

E: Dalton Rivers, 6-3, 200, Sr. (11)  
 T: Dick Marazza, 6-4, 218, Sr. (9)  
 G: Earle H. Greene, 6-0, 200, Sr. (8)  
 C: Donnie L. Bunton, 6-0, 190, Jr. (10)  
 G: John Grdijan, 5-11, 200, Jr. (7)  
 T: Bill Hudson, 6-5, 225, Sr. (11)  
 E: Willie H. Smith, 6-0, 195, Sr. (11)  
 QB: Charlie Bussey, 6-0, 162, Sr. (11)  
 HB: Joel Wells, 6-0, 195, Sr. (11)  
 HB: Jim H. Coleman, 6-0, 170, Sr. (10)  
 FB: Rudy Hayes, 6-0, 215, So. (9)  
 P: Charlie Bussey, 6-0, 162, Sr. (10)  
 PK: Charlie Bussey, 6-0, 162, Sr. (11)

### 1957 (7-3 overall, 4-3 in ACC)

E: Ray Masneri, 6-2, 180, Jr. (10)  
 T: Jim Padgett, 6-2, 230, Jr. (10)  
 G: Jim Payne, 6-1, 211, Jr. (8)  
 C: Donnie Bunton, 6-0, 190, Sr. (9)  
 G: John Grdijan, 5-11, 200, Sr. (8)  
 T: Harold Olson, 6-2, 235, So. (10)  
 E: Bill Few, 6-0, 170, Sr. (10)  
 QB: Bill Barbary, 6-3, 195, Sr. (7)  
 B: George Usry, 5-10, 175, So. (8)  
 B: Charlie Horne, 5-9, 170, Jr. (6)  
 FB: Rudy Hayes, 6-0, 210, Jr. (7)  
 P: Charlie Horne, 5-9, 170, Jr. (7)  
 PK: Harvey White, 6-2, 200, So. (10)

### 1958 (8-3 overall, 5-0 in ACC)

#### ACC Champions

E: Ray Masneri, 6-2, 195, Sr. (9)  
 T: Jim Padgett, 6-2, 230, Sr. (11)  
 G: Jim Payne, 6-1, 220, Sr. (8)  
 C: Bill Thomas, 6-0, 217, Sr. (10)  
 G: Dave Olson, 6-2, 215, So. (7)  
 T: Lou Cordileone, 6-0, 240, Jr. (11)  
 E: Wyatt Cox, 6-4, 195, Sr. (6)  
 QB: Harvey White, 6-2, 200, Jr. (11)  
 HB: George Usry, 5-10, 175, Jr. (11)  
 HB: Charlie Horne, 5-9, 180, Sr. (8)  
 FB: Rudy Hayes, 6-1, 210, Sr. (6)  
 P: Bill Mathis, 6-1, 200, Jr. (4)  
 PK: Lowndes Shingler, 6-1, 195, So. (5)

### 1959 (9-2 overall, 6-1 in ACC)

#### ACC Champions

#### Bluebonnet Bowl Champions

E: Sam Anderson, 6-1, 185, Jr. (11)  
 T: Lou Cordileone, 6-0, 245, Sr. (11)  
 G: Sam Crout, 5-11, 200, Jr. (9)  
 C: Paul Snyder, 6-0, 210, Sr. (10)  
 G: Dave Lynn, 6-0, 205, Jr. (11)  
 T: Harold Olson, 6-3, 240, Sr. (11)



Buck George was a top running back for Clemson in the 1950s.



E: Gary Barnes, 6-4, 185, So. (11)  
 QB: Harvey White, 6-2, 205, Sr. (11)  
 B: Bill Mathis, 6-1, 200, Sr. (11)  
 B: George Usry, 5-10, 180, Sr. (11)  
 FB: Doug Cline, 6-2, 205, Sr. (11)  
 P: Bill Mathis, 6-1, 200, Sr. (4)  
 PK: Harvey White, 6-2, 205, Sr. (4)

#### 1960 (6-4 overall, 4-2 in ACC)

E: Ed Bost, 6-1, 190, Jr. (6)  
 T: Jimmy King, 6-3, 250, Jr. (10)  
 G: Calvin West, 6-1, 195, Jr. (8)  
 C: Ron Andreo, 6-0, 198, Jr. (9)  
 G: Dave Lynn, 6-0, 202, Sr. (9)  
 T: Ronnie Osborne, 6-4, 279, Jr. (8)  
 E: Gary Barnes, 6-4, 190, Jr. (8)  
 QB: Lowndes Shingler, 6-1, 195, Sr. (10)  
 HB: Mack Matthews, 5-10, 178, So. (6)  
 HB: Harry Pavilack, 6-1, 197, Jr. (7)  
 FB: Ron Scrudato, 6-0, 194, Jr. (8)  
 P: Eddie Wertz, 6-0, 192, So. (10)  
 PK: Lon Armstrong, 6-0, 199, Jr. (10)

#### 1961 (5-5 overall, 3-3 in in ACC)

E: Coleman Glaze, 6-0, 195, Jr. (10)  
 T: Ronnie Osborne, 6-4, 270, Sr. (10)  
 G: Calvin West, 6-1, 194, Sr. (10)  
 C: Jack Veronee, 6-2, 205, Sr. (10)  
 G: Lon Armstrong, 6-0, 199, Sr. (10)  
 T: Dave Hynes, 6-1, 218, Jr. (10)  
 E: Bob Poole, 6-4, 205, So. (8)  
 QB: Joe Anderson, 6-3, 201, Jr. (10)  
 HB: Wendall Black, 6-0, 198, Sr. (10)  
 HB: Gary Barnes, 6-4, 190, Sr. (9)  
 FB: Ron Scrudato, 6-0, 200, Sr. (10)  
 P: Eddie Wertz, 6-0, 192, Jr. (10)  
 PK: Lon Armstrong, 6-0, 199, Sr. (10)

#### 1962 (6-4 overall, 5-1 in ACC)

E: Coleman Glaze, 6-0, 202, Sr. (10)  
 T: Dave Hynes, 6-1, 231, Sr. (10)  
 G: Jack Aaron, 6-0, 217, Jr. (9)  
 C: Ted Bunton, 6-0, 201, So. (10)  
 G: Walter Cox, 6-0, 198, Jr. (10)  
 T: Don Chuy, 6-1, 249, Sr. (10)  
 E: Bob Poole, 6-4, 205, Jr. (5)  
 Oscar Thorsland, 6-4, 219, Sr. (5)  
 QB: Joe Anderson, 6-3, 204, Sr. (8)  
 HB: Hal Davis, 5-11, 184, So. (7)  
 B: Mack Matthews, 5-10, 195, Jr. (7)  
 FB: Jimmy Howard, 5-9, 180, Jr. (4)  
 Charles Dumas, 6-2, 218, So. (4)  
 P: Eddie Wertz, 6-0, 192, Sr. (10)  
 PK: Rodney Rogers, 6-3, 184, Jr. (10)

#### 1963 (5-4-1 overall, 5-2 in ACC)

E: Lou Fogle, 6-3, 220, Sr. (10)  
 T: Vic Aliffi, 6-1, 240, Jr. (10)  
 G: Tracy Childers, 5-11, 205, Sr. (6)  
 C: Ted Bunton, 6-0, 204, Jr. (10)  
 G: Billy Weavers, 6-2, 202, Sr. (10)  
 T: Jack Aaron, 6-0, 234, Sr. (10)  
 E: Bob Poole, 6-4, 216, Sr. (7)  
 QB: Jim Parker, 6-1, 195, Sr. (9)  
 FLK: Billy Ward, 5-11, 176, Jr. (8)  
 RB: Mack Matthews, 5-10, 202, Sr. (8)  
 FB: Pat Crain, 6-2, 216, Jr. (10)  
 P: Hugh Mauldin, 5-9, 189, So. (9)  
 PK: Frank Pearce, 6-1, 217, So. (10)

#### 1964 (3-7 overall, 2-4 in ACC)

E: Wayne Bell, 6-2, 188, So. (10)  
 T: Johnny Boyette, 6-3, 238, Jr. (10)  
 G: Joe Blackwell, 6-1, 207, Sr. (9)  
 C: Ted Bunton, 6-0, 215, Sr. (10)  
 G: Richard Cooper, 6-0, 200, Sr. (10)  
 T: Butch Robbins, 6-2, 221, Jr. (7)

E: Hoss Hostetler, 6-1, 192, So. (5)  
 QB: Jimmy Bell, 6-0, 177, Sr. (9)  
 B: Hal Davis, 5-11, 194, Sr. (6)  
 B: Pat Crain, 6-2, 221, Sr. (10)  
 FLK: Billy Ward, 5-11, 181, Sr. (10)  
 P: Don Barfield, 6-1, 202, So. (10)  
 PK: Frank Pearce, 6-1, 217, Jr. (10)

#### 1965 (5-5 overall, 4-3 in ACC)

##### ACC Co-Champions

##### Offense

TE: Edgar McGee, 6-4, 203, So. (10)  
 OT: Johnny Boyette, 6-3, 231, Sr. (10)  
 OG: Harry Olszewski, 6-0, 232, So. (10)  
 C: Randy Smith, 6-2, 210, Jr. (10)  
 OG: Mike Facciolo, 6-2, 220, Jr. (10)  
 OT: Wayne Mass, 6-4, 239, So. (10)  
 SE: Wayne Bell, 6-2, 202, Jr. (10)  
 QB: Thomas Ray, 5-10, 177, Sr. (10)  
 RB: Hugh Mauldin, 5-9, 189, Sr. (10)  
 RB: Phil Rogers, 6-3, 175, So. (10)  
 FB: Bo Ruffner, 6-3, 220, So. (9)  
 PK: Frank Pearce, 6-1, 217, Sr. (10)

##### Defense

DE: Butch Sursavage, 6-3, 212, So. (10)  
 DT: Floyd Rogers, 6-4, 243, Jr. (6)  
 MG: Ricky Johnson, 6-3, 216, Sr. (9)  
 DT: Mac McElmurray, 5-11, 212, Jr. (10)  
 DE: Joey Branton, 6-4, 210, So. (10)  
 LB: Joe Waldrep, 6-2, 213, Jr. (10)  
 LB: Bill Hecht, 6-0, 205, Sr. (10)  
 DB: Wayne Page, 6-2, 194, Jr. (10)  
 DB: Kit Jackson, 6-2, 181, So. (7)  
 DB: Phil Marion, 5-9, 187, Jr. (10)  
 DB: Jacky Jackson, 6-2, 183, So. (6)  
 P: Don Barfield, 6-1, 202, Jr. (10)

#### 1966 (6-4 overall, 6-1 in ACC)

##### ACC Champions

##### Offense

TE: Edgar McGee, 6-4, 207, Jr. (10)  
 OT: Larry Keys, 6-0, 230, Jr. (10)  
 OG: Harry Olszewski, 6-0, 234, Jr. (10)  
 C: Wayne Mulligan, 6-3, 204, So. (6)  
 OG: Mike Facciolo, 6-2, 222, Sr. (10)  
 OT: Wayne Mass, 6-4, 239, Jr. (10)  
 SE: Wayne Bell, 6-2, 209, Sr. (10)  
 QB: Jimmy Addison, 6-0, 163, Jr. (10)  
 FB: Jay Cooper, 5-11, 194, Sr. (6)  
 TB: Buddy Gore, 6-0, 187, So. (7)  
 FLK: Phil Rogers, 6-3, 179, Jr. (10)  
 PK: Don Barfield, 6-1, 202, Sr. (8)

##### Defense

DE: Butch Sursavage, 6-3, 212, Jr. (9)  
 DT: Floyd Rogers, 6-4, 230, Sr. (10)  
 MG: Mac McElmurray, 5-11, 212, Sr. (7)  
 DT: Wilson Childers, 6-0, 230, Jr. (7)  
 DE: Joey Branton, 6-4, 216, Jr. (10)  
 LB: Billy Ware, 6-0, 220, So. (10)  
 LB: Jimmy Catoe, 6-1, 205, So. (10)  
 DB: Wayne Page, 6-2, 194, Sr. (10)  
 DB: Arthur Craig, 6-1, 202, Jr. (9)  
 DB: Phil Marion, 5-9, 187, Sr. (9)  
 DB: Lee Rayburn, 6-0, 180, So. (6)  
 P: Don Barfield, 6-1, 202, Sr. (10)

#### 1967 (6-4 overall, 6-0 in ACC)

##### ACC Champions

##### Offense

TE: Edgar McGee, 6-4, 213, Sr. (6)  
 OT: Larry Keys, 6-0, 213, Sr. (10)  
 OG: Harry Olszewski, 5-11, 237, Sr. (10)  
 C: Wayne Mulligan, 6-2, 206, Jr. (10)  
 OG: Gary Arthur, 5-11, 220, Jr. (10)  
 OT: Wayne Mass, 6-4, 245, Sr. (10)

SE: Jimmy Abrams, 6-2, 195, Sr. (10)  
 QB: Jimmy Addison, 6-0, 154, Sr. (10)  
 FB: Bo Ruffner, 6-3, 230, Sr. (4)  
 TB: Buddy Gore, 6-1, 190, Jr. (10)  
 FLK: Freddy Kelley, 5-9, 168, Sr. (6)  
 PK: Steedley Candler, 6-2, 181, Jr. (6)

##### Defense

DE: Butch Sursavage, 6-2, 220, Sr. (5)  
 Joey Branton, 6-3, 220, Sr. (5)  
 DT: Mike Locklair, 6-0, 218, Jr. (10)  
 MG: Randy Harvey, 5-11, 219, So. (6)  
 DT: John Cagle, 6-2, 244, Jr. (10)  
 DE: Ronnie Ducworth, 6-0, 211, Jr. (10)  
 LB: Jimmy Catoe, 6-2, 201, Jr. (10)  
 LB: Billy Ware, 6-1, 203, Jr. (10)  
 DB: Richie Luzzi, 5-8, 183, Jr. (10)  
 DB: Frank Liberatore, 5-11, 195, Sr. (10)  
 DB: Kit Jackson, 6-2, 179, Sr. (5)  
 DB: Lee Rayburn, 6-2, 179, Sr. (8)  
 P: Sammy Cain, 6-0, 180, So. (10)

#### 1968 (4-5-1 overall, 4-1-1 in ACC)

##### Offense

TE: Jim Sursavage, 6-3, 212, So. (10)  
 OT: Richard Garick, 6-2, 225, Sr. (10)  
 OG: Grady Burgner, 6-6, 211, Jr. (10)  
 C: Wayne Mulligan, 6-3, 230, Sr. (10)  
 OG: Gary Arthur, 5-11, 229, Sr. (10)  
 OT: Joe Lhotsky, 6-3, 209, Sr. (10)  
 SE: Jack Anderson, 6-2, 198, So. (10)  
 QB: Billy Ammons, 6-1, 167, Sr. (7)  
 TB: Buddy Gore, 6-1, 184, Sr. (10)  
 FB: Benny Michael, 5-11, 203, Sr. (6)  
 FLK: Charlie Waters, 6-2, 189, Jr. (7)  
 PK: Jimmy Barnette, 6-0, 180, Sr. (8)

##### Defense

DE: Ivan Southerland, 6-4, 250, Jr. (10)  
 DT: Mike Locklair, 5-11, 225, Sr. (10)  
 MG: B.B. Elvinton, 6-3, 218, So. (8)  
 DT: John Cagle, 6-3, 251, Sr. (10)  
 DE: Ronnie Ducworth, 6-1, 216, Sr. (10)  
 LB: Jimmy Catoe, 6-1, 205, Sr. (9)  
 LB: Billy Ware, 6-1, 207, Sr. (10)  
 DB: Richie Luzzi, 5-8, 190, Sr. (9)  
 DB: Chuck Werner, 6-3, 184, Jr. (7)  
 DB: Gary Compton, 6-0, 182, So. (10)  
 DB: Lee Rayburn, 6-2, 180, Sr. (9)  
 P: Sammy Cain, 6-0, 189, Jr. (8)

#### 1969 (4-6 overall, 3-3 in ACC)

##### Offense

TE: John McMakin, 6-3, 205, So. (8)  
 OT: Jim Dorn, 6-3, 226, So. (10)  
 OG: Grady Burgner, 6-5, 230, Sr. (10)  
 C: Dave Thompson, 6-4, 265, Jr. (10)  
 OG: Jack King, 6-2, 240, Sr. (10)  
 OT: Steve Lewter, 6-4, 241, So. (8)  
 SE: Jim Sursavage, 6-3, 210, Jr. (10)  
 QB: Tommy Kendrick, 6-0, 174, So. (9)  
 FB: Rick Medlin, 6-3, 230, Sr. (7)  
 TB: Ray Yauger, 5-10, 195, Jr. (10)  
 FLK: Charlie Waters, 6-1, 193, Sr. (9)  
 PK: Jimmy Barnette, 6-0, 180, Jr. (11)

##### Defense

DE: Ivan Southerland, 6-3, 243, Sr. (9)  
 DT: Ronnie Kitchens, 6-4, 264, Sr. (10)  
 MG: B.B. Elvinton, 6-2, 216, Jr. (10)  
 DT: Waldo Watts, 6-5, 246, So. (6)  
 DE: George Ducworth, 6-1, 210, Jr. (5)  
 LB: Larry Hefner, 6-2, 220, So. (10)  
 LB: Bill Depew, 6-2, 200, Jr. (10)  
 DB: Dale Henry, 6-1, 184, So. (10)  
 DB: Bob Craig, 6-2, 195, Sr. (9)





**Bennie Cunningham, who recently earned his master's degree from Clemson, was a two-time All-America tight end.**

DB: Sonny Cassady, 6-4, 193, Jr. (10)  
DB: Don Kelley, 6-0, 173, So. (8)  
P: Sammy Cain, 6-0, 189, Sr. (8)

**1970 (3-8 overall, 2-4 in ACC)  
Offense**

TE: John McMakin, 6-3, 196, Jr. (11)  
OT: Jim Dorn, 6-3, 208, Jr. (6)  
OG: Buddy King, 6-0, 210, So. (11)  
C: Dave Farnham, 6-1, 214, Jr. (11)  
OG: Dave Thompson, 6-4, 263, Sr. (11)  
OT: Force Chamberlain, 6-0, 210, So. (6)  
SE: Brad O'Neal, 6-1, 176, Sr. (6)  
QB: Tommy Kendrick, 6-1, 167, Jr. (10)  
FB: Dick Bukowsky, 6-3, 208, Jr. (7)  
TB: Ray Yaeger, 5-10, 191, Sr. (9)  
FLK: Bobby Johnson, 6-0, 173, So. (11)  
PK: Eddie Seigler, 6-0, 173, So. (10)

**Defense**

DE: Wayne Baker, 6-3, 190, Jr. (11)  
DT: Ralph Daniel, 6-1, 222, Jr. (6)  
MG: Larry Hefner, 6-3, 208, Jr. (11)  
DT: B.B. Elvington, 6-3, 211, Sr. (11)  
DE: Charlie Mayer, 6-0, 210, Jr. (6)  
LB: Jim Sursavage, 6-3, 210, Sr. (11)  
LB: Ben Watson, 6-0, 192, Jr. (5)  
DB: Don Kelley, 6-1, 174, Jr. (11)  
DB: Jeff Siepe, 6-1, 173, So. (11)  
DB: Rick Eyler, 5-11, 182, Jr. (8)  
DB: Ben Anderson, 6-0, 168, So. (11)  
P: Jack Anderson, 6-1, 200, Sr. (11)

**1971 (5-6 overall, 4-2 in ACC)  
Offense**

SE: Gordy Bengel, 6-2, 204, So. (11)  
OT: Jim Dorn, 6-3, 232, Sr. (9)  
OG: Buddy King, 6-0, 223, Jr. (11)  
C: Dave Farnham, 6-1, 224, Sr. (11)  
OG: Steve Lewter, 6-4, 238, Sr. (8)  
OT: Force Chamberlain, 6-0, 233, Jr. (11)  
TE: John McMakin, 6-3, 214, Sr. (11)  
QB: Tommy Kendrick, 6-1, 183, Sr. (9)  
FB: Heide Davis, 5-10, 206, Jr. (6)  
TB: Ricky Gilstrap, 6-3, 215, Sr. (11)  
FLK: Don Kelley, 6-1, 179, Sr. (9)  
PK: Eddie Seigler, 6-0, 173, Jr. (11)

**Defense**

DE: Wayne Baker, 6-3, 200, Sr. (10)  
DT: Ralph Daniel, 6-1, 240, Sr. (5)

MG: Larry Hefner, 6-3, 235, Sr. (11)  
DT: Frank Wirth, 6-2, 216, Jr. (9)  
DE: Charlie Mayer, 6-0, 216, Sr. (11)  
LB: John Bolubasz, 6-2, 200, So. (11)  
LB: John Rhodes, 6-1, 203, So. (6)  
DB: Jeff Siepe, 6-1, 176, Jr. (11)  
DB: Bobby Johnson, 6-0, 180, Jr. (11)  
DB: Dale Henry, 6-1, 188, Sr. (11)  
DB: Ben Anderson, 6-0, 170, Jr. (11)  
P: Tony Anderson, 6-1, 197, Jr. (11)

**1972 (4-7 overall, 2-5, in ACC)  
Offense**

TE: Karl Andreas, 6-3, 212, Jr. (11)  
OT: Gary Gennerich, 6-3, 236, Sr. (11)  
OG: Buddy King, 6-0, 228, Sr. (11)  
C: Ricky Harrell, 6-3, 236, Sr. (11)  
OG: Art Brisacher, 6-3, 231, Jr. (11)  
OT: Ken Peeples, 6-2, 240, So. (7)  
SE: Gordy Bengel, 6-2, 198, Jr. (11)  
QB: Ken Pengitore, 5-11, 200, Jr. (11)  
RB: Smiley Sanders, 6-1, 195, Jr. (9)  
RB: Wade Hughes, 5-11, 195, Sr. (11)  
FLK: Dennis Goss, 5-10, 164, Sr. (11)  
PK: Eddie Seigler, 6-0, 173, Sr. (11)

**Defense**

DE: Jeff Stocks, 6-2, 195, Jr. (11)  
DT: John Price, 6-3, 245, Sr. (10)  
MG: Willie Anderson, 6-2, 207, So. (11)  
DT: Frank Wirth, 6-2, 225, Sr. (11)  
DE: Mike Buckner, 6-1, 190, Jr. (7)  
LB: Jimmy Williamson, 6-1, 195, So. (11)  
LB: John Rhodes, 6-1, 218, Jr. (7)  
DB: Jeff Siepe, 6-1, 185, Sr. (11)  
DB: Ben Anderson, 6-0, 174, So. (11)  
DB: Jimmy Ness, 5-9, 175, So. (7)  
DB: Bobby Johnson, 6-0, 185, Sr. (11)  
P: Tony Anderson, 6-1, 197, Sr. (11)

**1973 (5-6 overall, 4-2 in ACC)  
Offense**

TE: Bennie Cunningham, 6-5, 246, So. (11)  
OT: Maret Cobb, 6-3, 239, Jr. (10)  
OG: Curt Buttermore, 6-0, 230, Jr. (11)  
C: John Bolubasz, 6-2, 199, Sr. (11)  
OG: Ken Peeples, 6-2, 243, Jr. (11)  
OT: Frank Bethea, 5-11, 233, So. (11)  
SE: Gordy Bengel, 6-2, 204, Sr. (11)  
QB: Ken Pengitore, 5-11, 187, Sr. (10)  
RB: Smiley Sanders, 6-1, 199, Sr. (10)  
RB: Jay Washington, 6-1, 185, Sr. (8)

WR: Jim Lanzendoen, 6-1, 183, Jr. (4)  
Craig Brantley, 6-0, 163, So. (4)  
PK: Bob Burgess, 6-2, 197, Jr. (11)

**Defense**

DE: Jeff Stocks, 6-2, 198, Sr. (11)  
DT: Bruce Decock, 6-0, 220, Sr. (8)  
MG: Willie Anderson, 6-2, 207, Jr. (9)  
DT: G.G. Galloway, 6-4, 227, So. (11)  
DE: Bob Jones, 6-4, 217, Sr. (11)  
LB: Mike Buckner, 6-0, 197, Sr. (7)  
LB: Frank Wise, 6-2, 193, So. (7)  
DB: Marion Reeves, 6-1, 191, Sr. (7)  
DB: Jimmy Ness, 5-10, 173, Jr. (11)  
DB: Lynn Carson, 5-10, 164, So. (8)  
DB: Peanut Martin, 6-3, 165, So. (11)  
P: Mitch Tyner, 6-1, 215, Jr. (11)

**1974 (7-4 overall, 4-2 in ACC)  
Offense**

SE: Steve Gibbs, 6-3, 200, Fr. (10)  
LT: Gary Alexander, 6-6, 236, Jr. (10)  
LG: Curt Buttermore, 6-0, 224, Sr. (11)  
C: Maret Cobb, 6-2, 232, Sr. (11)  
RG: Ken Pepples, 6-2, 244, Sr. (11)  
RT: Neal Jetton, 6-3, 237, Jr. (11)  
TE: Bennie Cunningham, 6-5, 252, Jr. (11)  
QB: Mark Fellers, 6-2, 202, Sr. (8)  
RB: Ken Callicutt, 6-1, 188, So. (11)  
RB: Tony Mathews, 6-0, 201, Sr. (11)  
FLK: Joey Walters, 6-0, 167, So. (9)  
PK: Bob Burgess, 6-2, 197, Sr. (11)

**Defense**

DE: Guy Gehret, 6-1, 204, Sr. (11)  
DT: Jeff Mills, 6-3, 225, Fr. (11)  
MG: Willie Anderson, 6-2, 211, Sr. (11)  
DT: Thad Allen, 6-2, 230, Fr. (7)  
DE: Tom Boozer, 6-3, 210, Sr. (11)  
LB: Jimmy Williamson, 6-1, 205, Jr. (11)  
LB: Tim Stough, 6-2, 201, So. (11)  
DB: Mark Lee, 6-2, 178, So. (8)  
DB: Billy Wingo, 5-8, 168, So. (7)  
DB: Dennis Smith, 6-0, 170, Jr. (9)  
DB: Jimmy Ness, 5-10, 178, Sr. (11)  
P: Mitch Tyner, 6-1, 215, Sr. (10)

**1975 (2-9 overall, 2-3 in ACC)  
Offense**

TE: Bennie Cunningham, 6-5, 239, Sr. (11)  
OT: Neal Jetton, 6-3, 228, Sr. (11)  
OG: Lacy Brumley, 6-7, 258, So. (8)  
C: Frank Bethea, 6-0, 222, Sr. (9)  
OG: Jimmy Weeks, 6-4, 226, So. (11)  
OT: David LeBel, 6-6, 229, Sr. (6)  
SE: Joey Walters, 6-0, 167, Jr. (10)  
QB: Willie Jordan, 5-11, 180, Fr. (6)  
RB: Don Testerman, 6-2, 215, Sr. (5)  
RB: Ken Callicutt, 6-1, 192, Jr. (11)  
FLK: Craig Brantley, 6-1, 170, Sr. (7)  
PK: Willie Jordan, 5-11, 180, Fr. (11)

**Defense**

DE: Tim Stough, 6-2, 219, Jr. (6)  
DT: G.G. Galloway, 6-4, 229, Sr. (11)  
MG: Nelson Wallace, 5-10, 203, Jr. (6)  
DT: Jeff Mills, 6-3, 228, So. (9)  
DE: Frank Wise, 6-2, 221, Sr. (6)  
LB: Ronnie Smith, 6-2, 210, So. (11)  
LB: Jimmy Williamson, 6-1, 208, Sr. (9)  
DB: Odgen Hansford, 6-1, 179, So. (8)  
DB: Lynn Carson, 5-11, 162, Sr. (7)  
DB: Dennis Smith, 6-0, 166, Sr. (11)  
DB: Peanut Martin, 6-3, 180, Sr. (10)  
P: Richard Holliday, 6-2, 201, Fr. (6)



**1976 (3-6-2 overall, 0-4-1 in ACC)****Offense**

TE: Harold Cain, 6-6, 231, Sr. (9)  
 OT: Lacy Brumley, 6-7, 267, Jr. (11)  
 OG: Joe Bostic, 6-4, 250, So. (11)  
 C: Trav Webb, 6-2, 236, Jr. (7)  
 OG: Steve Kenney, 6-4, 241, So. (6)  
 OT: Jimmy Weeks, 6-4, 236, Jr. (11)  
 SE: Jerry Butler, 6-1, 173, So. (9)  
 QB: Steve Fuller, 6-3, 197, So. (9)  
 FB: Harold Goggins, 5-11, 192, So. (7)  
 TB: Warren Ratchford, 5-9, 155, So. (8)  
 FLK: Joey Walters, 5-11, 175, Sr. (11)  
 PK: Jimmy Russell, 5-11, 166, Fr. (9)

**Defense**

DE: Jonathan Brooks, 6-4, 210, So. (11)  
 DT: Rich Tuten, 6-2, 237, So. (8)  
 MG: Nelson Wallace, 5-10, 202, Sr. (9)  
 DT: Toney Williams, 6-4, 242, So. (5)  
 DE: Mark Heniford, 5-11, 200, Jr. (9)  
 LB: Randy Scott, 6-0, 219, So. (11)  
 LB: Bubba Brown, 6-1, 218, Fr. (6)  
 DB: Malcom Marler, 5-8, 159, Sr. (11)  
 DB: Rex Varn, 6-0, 170, Fr. (6)  
 DB: O.J. Tyler, 5-11, 172, Sr. (7)  
 DB: Willie Jordan, 5-11, 191, So. (9)  
 P: Mike O'Cain, 6-0, 184, Sr. (11)

**1977 (8-3-1 overall, 4-1-1 in ACC)****Offense**

TE: Anthony King, 6-1, 226, Jr. (8)  
 LT: Jimmy Weeks, 6-4, 240, Sr. (11)  
 LG: Steve Kenney, 6-4, 248, Jr. (11)  
 C: Jeff Bostic, 6-1, 221, So. (12)  
 RG: Joe Bostic, 6-4, 258, Jr. (12)  
 RT: Lacy Brumley, 6-7, 265, Sr. (12)  
 SE: Jerry Butler, 6-1, 180, Jr. (12)  
 QB: Steve Fuller, 6-4, 198, Jr. (12)  
 FB: Ken Callicutt, 6-1, 192, Sr. (7)  
 TB: Lester Brown, 6-0, 175, So. (6)  
 FLK: Dwight Clark, 6-3, 207, Jr. (7)  
 PK: Obed Ariri, 5-9, 160, Fr. (9)

**Defense**

DE: Jonathan Brooks, 6-3, 210, Jr. (12)  
 DT: Jim Stuckey, 6-4, 239, So. (12)  
 MG: Rich Tuten, 6-1, 236, Jr. (12)  
 DT: Archie Reese, 6-3, 263, Sr. (12)  
 DE: Mark Heniford, 5-11, 208, Sr. (11)  
 LB: Randy Scott, 5-11, 217, Jr. (12)  
 LB: Bubba Brown, 5-11, 222, So. (12)  
 DB: Roy Eppes, 6-2, 186, Sr. (12)  
 DB: Rex Varn, 6-1, 176, So. (6)  
 DB: Bubba Rollins, 5-10, 189, Jr. (6)  
 DB: Eddie Geathers, 6-2, 170, Fr. (6)  
 FS: Ogden Hansford, 6-2, 191, Jr. (6)  
 FS: Steve Ryan, 6-0, 171, Jr. (11)  
 P: David Sims, 6-4, 200, Fr. (11)

**1978 (11-1 overall, 6-0 in ACC)****ACC Champions****Gator Bowl Champions****Offense**

TE: Anthony King, 6-1, 226, Sr. (10)  
 OT: Billy Hudson, 6-3, 234, Sr. (12)  
 OG: Chris Dolce, 6-2, 245, Jr. (12)  
 C: Jeff Bostic, 6-1, 221, Jr. (12)  
 OG: Joe Bostic, 6-4, 258, Sr. (10)  
 OT: Steve Kenney, 6-4, 248, Sr. (9)  
 SE: Jerry Butler, 6-1, 180, Sr. (12)  
 QB: Steve Fuller, 6-4, 198, Sr. (12)  
 TB: Lester Brown, 6-0, 175, Jr. (8)  
 FB: Marvin Sims, 6-4, 223, Jr. (10)  
 FLK: Dwight Clark, 6-3, 204, Sr. (9)  
 PK: Obed Ariri, 5-9, 160, So. (12)

**Defense**

DE: Jonathan Brooks, 6-3, 210, Sr. (12)  
 DT: Jim Stuckey, 6-5, 252, Jr. (12)  
 MG: Rich Tuten, 6-1, 235, Sr. (12)  
 DT: Toney Williams, 6-3, 240, Sr. (12)  
 DE: Steve Gibbs, 6-3, 214, Sr. (9)  
 SLB: Randy Scott, 5-11, 215, Sr. (12)  
 WLB: Bubba Brown, 5-11, 222, Jr. (12)  
 CB: Willie Jordan, 5-9, 186, Sr. (9)  
 SS: Rex Varn, 6-1, 175, Jr. (8)  
 FS: Bubba Rollins, 5-10, 186, Sr. (9)  
 CB: Steve Ryan, 6-0, 176, Sr. (11)  
 P: David Sims, 6-4, 222, So. (12)

**1979 (8-4 overall, 4-2 in ACC)****Offense**

TE: Mark Clifford, 6-4, 206, Sr. (11)  
 OT: Lee Nanney, 6-4, 246, So. (12)  
 OG: Chris Dolce, 6-2, 239, Sr. (12)  
 C: Mark Thornton, 6-4, 229, Sr. (12)  
 OG: Jeff Bostic, 6-1, 237, Sr. (12)  
 OT: Gary Brown, 6-3, 245, Fr. (11)  
 SE: Jerry Gaillard, 6-0, 170, So. (12)  
 QB: Bill Lott, 6-0, 189, Sr. (12)  
 FB: Marvin Sims, 6-4, 234, Sr. (12)  
 TB: Lester Brown, 6-0, 175, Sr. (10)  
 FLK: Perry Tuttle, 6-0, 172, So. (12)  
 PK: Obed Ariri, 5-9, 169, Jr. (11)

**Defense**

DE: Bob Goldberg, 6-1, 213, Sr. (9)  
 DT: Jim Stuckey, 6-5, 241, Sr. (12)  
 MG: Charlie Bauman, 6-1, 226, Jr. (12)  
 DT: Steve Durham, 6-5, 239, Jr. (12)  
 DE: David Reed, 6-2, 209, Jr. (12)  
 SLB: Jeff Davis, 6-0, 223, So. (12)  
 WLB: Bubba Brown, 6-0, 210, Sr. (12)  
 CB: Eddie Geathers, 6-2, 186, Jr. (12)  
 SS: Willie Underwood, 5-11, 193, Jr. (12)  
 FS: Jack Cain, 5-10, 170, Jr. (9)  
 CB: Rex Varn, 6-1, 180, Sr. (12)  
 P: David Sims, 6-4, 220, Jr. (12)

**1980 (6-5 overall, 2-4 in ACC)****Offense**

TE: Jeff Wells, 6-4, 220, Fr. (6)  
 LT: Lee Nanney, 6-4, 246, Jr. (11)  
 LG: Brad Fisher, 6-4, 230, Jr. (8)  
 C: Tony Berryhill, 6-5, 216, Jr. (10)  
 RG: Brian Clark, 6-7, 241, Jr. (7)  
 RT: Gary Brown, 6-3, 257, So. (11)  
 SE: Jerry Gaillard, 6-0, 179, Jr. (10)  
 QB: Homer Jordan, 6-0, 174, So. (11)  
 TB: Chuck McSwain, 6-2, 190, So. (7)  
 FB: Jeff McCall, 6-3, 225, So. (7)  
 FLK: Perry Tuttle, 6-0, 172, Jr. (11)  
 PK: Obed Ariri, 5-9, 162, Sr. (11)

**Defense**

LE: Jeff Bryant, 6-5, 250, Jr. (8)  
 LT: Dan Benish, 6-6, 240, So. (6)  
 MG: Charlie Bauman, 6-1, 220, Sr. (6)  
 RT: Steve Durham, 6-5, 239, Sr. (11)  
 RE: Bill Smith, 6-5, 220, Jr. (9)  
 SLB: Chuck Rose, 6-2, 200, Sr. (11)  
 WLB: Jeff Davis, 6-0, 223, Jr. (11)  
 RC: Eddie Geathers, 6-2, 186, Sr. (10)  
 SS: Willie Underwood, 5-11, 193, Sr. (11)  
 FS: Terry Kinard, 6-0, 188, So. (9)  
 LC: Hollis Hall, 5-10, 158, Jr. (7)  
 P: Richard Hendley, 5-11, 190, So. (9)

**1981 (12-0-0 overall, 6-0 in ACC)  
National Champions; ACC Champions****Orange Bowl Champions****Offense**

TE: Bubba Diggs, 6-3, 220, Jr. (7)

LT: Brad Fisher, 6-4, 230, Sr. (12)  
 LG: James Farr, 6-4, 225, So. (12)  
 C: Tony Berryhill, 6-5, 230, Sr. (12)  
 RG: Brian Clark, 6-7, 241, Sr. (10)  
 RT: Lee Nanney, 6-4, 246, Sr. (12)  
 WR: Jerry Gaillard, 6-0, 179, Sr. (8)  
 QB: Homer Jordan, 6-0, 174, Jr. (12)  
 TB: Cliff Austin, 6-0, 190, Jr. (11)  
 FB: Jeff McCall, 6-3, 225, Jr. (9)  
 FLK: Perry Tuttle, 6-0, 180, Sr. (12)  
 PK: Donald Igwebuike, 5-8, 155, Fr. (9)

**Defense**

LE: Bill Smith, 6-5, 220, Sr. (7)  
 LT: Dan Benish, 6-6, 250, Jr. (11)  
 MG: William Devane, 6-2, 250, So. (8)  
 RT: Jeff Bryant, 6-5, 257, Sr. (12)  
 BAN: Andy Headen, 6-5, 230, Jr. (12)  
 SLB: Danny Triplett, 6-4, 224, Jr. (11)  
 WLB: Jeff Davis, 6-0, 223, Sr. (12)  
 LC: Hollis Hall, 5-10, 158, Sr. (12)  
 SS: Tim Childers, 6-1, 180, So. (10)  
 FS: Terry Kinard, 6-1, 183, Jr. (12)  
 RC: Anthony Rose, 5-9, 165, Sr. (12)  
 P: Dale Hatcher, 6-2, 195, Fr. (10)

**1982 (9-1-1 overall, 6-0 vs ACC)****ACC Champions****Offense**

TE: K.D. Dunn, 6-3, 215, So. (8)  
 LT: Gary Brown, 6-3, 244, Sr. (11)  
 LG: James Farr, 6-5, 230, Jr. (11)  
 C: Cary Massaro, 6-5, 235, Jr. (10)  
 RG: Brian Butcher, 6-5, 255, Sr. (11)  
 RT: Bob Mayberry, 6-5, 245, Sr. (11)  
 SE: Jeff Stockstill, 6-2, 180, Sr. (6)  
 QB: Homer Jordan, 6-0, 180, Sr. (6)  
 TB: Cliff Austin, 6-0, 195, Jr. (9)  
 FB: Jeff McCall, 6-3, 225, Sr. (8)  
 FLK: Frank Magwood, 6-0, 188, Sr. (9)  
 PK: Bob Paulling, 6-2, 188, Jr. (10)

**Defense**

LE: Edgar Pickett, 6-3, 225, Jr. (7)  
 LT: Dan Benish, 6-6, 252, Sr. (7)  
 MG: William Perry, 6-3, 310, So. (7)  
 RT: Jim Scott, 6-5, 240, Jr. (10)  
 Ban: Andy Headen, 6-5, 230, Sr. (11)  
 SLB: Otis Lindsey, 6-3, 230, Sr. (5)  
 WLB: Johnny Rembert, 6-3, 235, Sr. (9)  
 LC: Ty Davis, 6-1, 185, So. (9)  
 SS: Tim Childers, 6-1, 185, Jr. (8)  
 FS: Terry Kinard, 6-1, 190, Sr. (11)  
 RC: Reggie Pleasant, 5-10, 175, So. (7)  
 P: Dale Hatcher, 6-2, 199, So. (11)



**1983 (9-1-1 overall, 7-0 vs ACC)****Offense**

TE: K.D. Dunn, 6-3, 215, Jr. (11)  
 LT: Reid Ingle, 6-6, 255, Jr. (11)  
 LG: James Farr, 6-4, 240, Sr. (11)  
 C: Dale Swing, 6-3, 240, Jr. (11)  
 RG: Steve Reese, 6-3, 250, So. (7)  
 RT: Joe Ellis, 6-4, 249, Jr. (6)  
 SE: Ray Williams, 5-9, 178, Fr. (5)  
 QB: Mike Eppley, 6-2, 185, Jr. (11)  
 TB: Stacey Driver, 5-8, 175, So. (5)  
 FB: Kenny Flowers, 6-0, 190, Fr. (5)  
 FB: Kevin Mack, 6-1, 197, Sr. (11)  
 FLK: Shelton Boyer, 6-2, 185, Fr. (8)  
 PK: Bob Paulling, 6-2, 188, Sr. (11)

**Defense**

LE: Edgar Pickett, 6-3, 230, Sr. (10)  
 LT: James Robinson, 6-5, 275, Sr. (11)





Brother combinations highlighted fine Clemson teams in the seventies and eighties. The Bostics, Jeff and Joe, were starters on Clemson's bowl teams of 1977 and 1978. The Perry's, William and Michael Dean, played together in 1984. Both were ACC Player-of-the-Year as seniors. All four pictured above played or are still playing in the NFL.

MG: William Devane, 6-2, 275, Sr. (7)  
 RT: Ray Brown, 6-4, 250, Sr. (6)  
 RE: Terence Mack, 6-3, 200, Fr. (7)  
 SLB: Henry Walls, 6-2, 205, Fr. (11)  
 WLB: Eldridge Milton, 6-3, 220, So. (8)  
 LC: Ty Davis, 6-1, 185, Jr. (7)  
 FS: Ronald Watson, 5-11, 175, Jr. (8)  
 SS: Tim Childers, 6-1, 185, Sr. (10)  
 RC: Rod McSwain, 6-2, 190, Sr. (8)  
 P: Dale Hatcher, 6-2, 199, Jr. (11)

**1984 (7-4 overall, 5-2 vs ACC)  
 Offense**

TE: K.D. Dunn, 6-3, 220, Sr. (11)  
 LT: Reid Ingle, 6-6, 270, Sr. (11)  
 LG: Steve Reese, 6-3, 255, Jr. (11)  
 C: Dale Swing, 6-3, 250, Sr. (11)  
 RG: Andy Cheatham, 6-4, 250, Sr. (11)  
 RT: Joe Ellis, 6-4, 260, Sr. (11)  
 FLK: Terrance Roulhac, 6-0, 185, So. (8)  
 QB: Mike Eppley, 6-2, 185, Sr. (11)  
 TB: Stacey Driver, 5-8, 160, Jr. (8)  
 FB: Kenny Flowers, 6-0, 205, So. (10)  
 WR: Richard Butler, 6-0, 180, Sr. (10)  
 PK: Donald Igwebuike, 5-9, 172, Sr. (11)

**Defense**

LE: Jeff Wells, 6-3, 230, Sr. (11)  
 LT: Steve Berlin, 6-5, 265, Jr. (11)  
 MG: William Perry, 6-3, 320, Sr. (11)  
 RT: Michael Dean Perry, 6-2, 265, Fr. (10)  
 BAN: Terence Mack, 6-3, 210, So. (11)  
 SLB: Henry Walls, 6-2, 215, So. (8)  
 RLB: Eldridge Milton, 6-3, 220, Jr. (7)  
 LC: Ty Davis, 6-1, 185, Sr. (11)  
 FS: Ronald Watson, 6-0, 180, Sr. (11)  
 SS: Kenny Danforth, 6-1, 190, Jr. (5)  
 RC: Reggie Pleasant, 5-10, 175, Sr. (11)  
 P: Dale Hatcher, 6-2, 195, Sr. (11)

**1985 (6-6 overall, 4-3 in ACC)  
 Offense**

TE: Jim Riggs, 6-5, 235, Jr. (12)  
 LT: John Watson, 6-4, 255, Jr. (12)  
 LG: Steve Reese, 6-3, 270, Sr. (12)  
 C: Jeff Lytton, 6-3, 250, Sr. (9)  
 RG: John Phillips, 6-5, 245, So. (8)  
 RT: Wes Mann, 6-5, 270, Sr. (12)

FLK: Terrance Roulhac, 6-0, 195, Jr. (10)  
 QB: Rodney Williams, 6-2, 200, Fr. (9)  
 TB: Stacey Driver, 5-8, 180, Sr. (8)  
 FB: Chris Lancaster, 6-1, 224, Fr. (5)  
 WR: Ray Williams, 5-10, 177, Jr. (11)  
 PK: David Treadwell, 6-0, 180, So. (12)

**Defense**

LE: Michael Dean Perry, 6-2, 255, So. (6)  
 LT: Steve Berlin, 6-5, 275, Sr. (8)  
 MG: Brian Raber, 6-4, 240, Jr. (11)  
 RT: Dwayne Meadows, 6-4, 245, So. (11)  
 BAN: Terence Mack, 6-3, 230, Jr. (10)  
 SLB: Henry Walls, 6-2, 215, Jr. (10)  
 RLB: Keith Williams, 6-4, 240, Jr. (12)  
 LC: Perry Williams, 6-2, 200, Jr. (12)  
 FS: A.J. Johnson, 5-10, 190, Jr. (12)  
 SS: Kenny Danforth, 6-1, 190, Sr. (8)  
 RC: Delton Hall, 6-1, 195, Jr. (12)  
 P: Andy Newell, 6-0, 190, Sr. (12)

**1986 (8-2-2, 5-1-1 vs ACC)  
 ACC Champions  
 Gator Bowl Champions  
 Offense**

TE: Jim Riggs, 6-5, 250, Sr. (11)  
 LT: Ty Granger, 6-7, 270, So. (9)  
 LG: Pat Williams, 6-4, 275, So. (12)  
 C: Jeff Bak, 6-2, 250, So. (12)  
 RG: John Phillips, 6-5, 250, Jr. (12)  
 RT: Frank Deluliis, 6-6, 265, So. (7)  
 Jeff Nunamacher, 6-2, 280, So. (7)  
 FLK: Terrance Roulhac, 5-10, 200, Sr. (9)  
 QB: Rodney Williams, 6-2, 200, So. (12)  
 TB: Terrence Flagler, 6-1, 200, Sr. (10)  
 FB: Chris Lancaster, 6-1, 230, So. (7)  
 WR: Ray Williams, 5-10, 177, Sr. (9)  
 PK: David Treadwell, 6-1, 165, Jr. (12)

**Defense**

OLB: James Earle, 6-5, 215, Jr. (12)  
 LT: Raymond Chavous, 6-5, 290, So. (7)  
 MG: Tony Stephens, 6-3, 285, Jr. (11)  
 RT: Dwayne Meadows, 6-4, 250, Jr. (6)  
 BAN: Terence Mack, 6-3, 245, Sr. (11)  
 SLB: Henry Carter, 6-3, 235, So. (9)  
 RLB: Norman Haynes, 5-10, 215, So. (8)  
 LC: Donnell Woolford, 5-10, 190, So. (11)  
 FS: James Lott, 5-10, 170, Fr. (7)

A.J. Johnson, 6-0, 180, Sr. (7)  
 SS: Gene Beasley, 6-0, 192, So. (11)  
 RC: Delton Hall, 6-1, 200, Sr. (10)  
 P: Bill Spiers, 6-2, 183, Jr. (12)

**1987 (10-2 Overall, 6-1 vs ACC)  
 ACC Champions  
 Citrus Bowl Champions  
 Offense**

TE: Dan Pearman, 6-2, 230, Sr. (11)  
 LT: Ty Granger, 6-6, 270, Jr. (11)  
 LG: Eric Harmon, 6-1, 265, Fr. (12)  
 C: Jeff Bak, 6-2, 255, Jr. (12)  
 RG: John Phillips, 6-5, 270, Sr. (12)  
 RT: Jeff Nunamacher, 6-2, 300, Jr. (12)  
 FLK: Keith Jennings, 6-4, 235, Jr. (9)  
 QB: Rodney Williams, 6-2, 210, Jr. (11)  
 TB: Wesley McFadden, 6-0, 200, So. (6)  
 Terry Allen, 5-11, 195, Fr. (6)  
 FB: Tracy Johnson, 6-0, 230, Jr. (8)  
 WR: Ricardo Hooper, 5-10, 171, Jr. (7)  
 PK: David Treadwell, 6-1, 165, Sr. (11)

**Defense**

OLB: James Earle, 6-5, 225, Sr. (12)  
 LT: Raymond Chavous, 6-5, 295, Jr. (11)  
 MG: Tony Stephens, 6-3, 300, Sr. (11)  
 RT: Michael Dean Perry, 6-1, 280, Sr. (11)  
 BAN: Jesse Hatcher, 6-2, 210, Jr. (7)  
 SLB: Norman Haynes, 5-9, 210, Jr. (5)  
 WLB: Vince Taylor, 5-11, 224, So. (10)  
 LC: Donnell Woolford, 5-10, 198, Jr. (12)  
 FS: Richard Smith, 5-11, 188, Jr. (10)  
 SS: Gene Beasley, 5-11, 210, Jr. (12)  
 RC: James Lott, 5-9, 176, So. (12)  
 P: Rusty Seyle, 6-1, 182, Jr. (12)

**1988 (10-2 overall, 6-1 vs ACC)  
 ACC Champions  
 Citrus Bowl Champions  
 Offense**

TE: James Coley, 6-5, 250, Sr. (11)  
 LT: Frank Deluliis, 6-5, 280, Sr. (12)  
 LG: Jeb Flesch, 6-3, 270, Fr. (9)  
 C: Jeff Bak, 6-2, 265, Sr. (12)  
 RG: Eric Harmon, 6-1, 265, So. (12)  
 RT: Jeff Nunamacher, 6-2, 300, Sr. (11)  
 FLK: Ricardo Harper, 5-10, 171, Sr. (9)



QB: Rodney Williams, 6-2, 210, Sr. (12)  
 TB: Terry Allen, 5-11, 195, So. (12)  
 FB: Tracy Johnson, 6-0, 230, Sr. (10)  
 WR: Keith Jennings, 6-4, 235, Sr. (12)  
 PK: Chris Gardocki, 6-2, 185, Fr. (12)

#### Defense

OLB: Levon Kirkland, 6-1, 215, Fr. (7)  
 LT: Vance Hammond, 6-7, 280, So. (7)  
 MG: Mark Drag, 6-4, 255, Sr. (12)  
 RT: Richard McCullough, 6-5, 265, Sr. (11)  
 BAN: Jesse Hatcher, 6-2, 218, Sr. (12)  
 SLB: Ed McDaniel, 6-0, 220, Fr. (9)  
 WLB: Doug Brewster, 6-1, 195, So. (10)  
 LC: Donnell Woolford, 5-10, 195, Sr. (12)  
 FS: James Lott, 5-9, 175, Jr. (12)  
 SS: Gene Beasley, 5-11, 210, Sr. (11)  
 RC: Dexter Davis, 5-11, 175, Fr. (7)  
 P: Chris Gardocki, 6-2, 185, Fr. (8)

#### 1989 (10-2 Overall, 5-2 vs ACC) Gator Bowl Champions

##### Offense

TE: Stacy Fields, 6-3, 233, Jr. (11)  
 LT: Bruce Bratton, 6-4, 268, So. (11)  
 LG: Jeb Flesch, 6-3, 266, So. (12)  
 C: Hank Phillips, 6-5, 247, Sr. (12)  
 RG: Eric Harmon, 6-1, 269, Jr. (11)  
 RT: Stacy Long, 6-2, 280, Jr. (12)  
 FLK: Gary Cooper, 6-2, 196, Sr. (12)  
 QB: Chris Morocco, 6-2, 196, Gr. (12)  
 TB: Joe Henderson, 5-9, 186, Sr. (7)  
 FB: Wesley McFadden, 5-11, 203, Sr. (10)  
 WR: Rodney Fletcher, 6-0, 186, Sr. (9)  
 PK: Chris Gardocki, 6-2, 194, So. (12)

#### Defense

OLB: Levon Kirkland, 6-2, 219, So. (12)  
 LT: Otis Moore, 6-3, 276, Sr. (12)  
 MG: Rob Bodine, 6-1, 235, So. (12)  
 RT: Vance Hammond, 6-7, 295, Jr. (12)  
 BAN: John Johnson, 6-3, 220, Jr. (11)  
 SLB: Vince Taylor, 5-11, 228, Sr. (7)  
 WLB: Doug Brewster, 6-1, 205, Jr. (12)  
 LC: Jerome Henderson, 5-11, 187, Jr. (12)  
 FS: James Lott, 5-9, 175, Sr. (11)  
 SS: Arlington Nunn, 5-10, 185, Jr. (7)  
 RC: Dexter Davis, 5-9, 180, So. (12)  
 P: Chris Gardocki, 6-2, 194, So. (12)

#### 1990 (10-2 Overall, 5-2 vs ACC) Hall of Fame Bowl Champions

##### Offense

TE: Stacy Fields, 6-3, 233, Sr. (11)  
 LT: Bruce Bratton, 6-5, 265, Jr. (12)  
 LG: Jeb Flesch, 6-3, 266, Jr. (12)  
 C: Curtis Whitley, 6-1, 260, Jr. (9)  
 RG: Eric Harmon, 6-1, 282, Sr. (12)  
 RT: Stacy Long, 6-2, 275, Sr. (11)  
 FLK: Doug Thomas, 5-10, 181, Sr. (9)  
 QB: DeChane Cameron, 6-1, 191, Jr. (12)  
 TB: Ronald Williams, 6-1, 195, Fr. (9)  
 FB: Howard Hall, 6-0, 232, So. (9)  
 WR: Terry Smith, 6-1, 180, Fr. (9)  
 PK: Chris Gardocki, 6-2, 193, Jr. (12)

#### Defense

OLB: Levon Kirkland, 6-2, 230, Jr. (12)  
 LT: Chester McGlockton, 6-5, 310, So. (8)  
 MG: Rob Bodine, 6-1, 240, Jr. (11)  
 RT: Vance Hammond, 6-7, 285, Sr. (12)  
 OLB: John Johnson, 6-3, 220, Sr. (12)  
 SLB: Ed McDaniel, 6-0, 225, Jr. (12)  
 WLB: Doug Brewster, 6-2, 205, Sr. (12)  
 LC: Jerome Henderson, 5-11, 187, Sr. (12)  
 SAF: Robert O'Neal, 6-2, 185, So. (12)  
 RC: Dexter Davis, 5-9, 175, Jr. (12)

ROV: Arlington Nunn, 5-10, 190, Sr. (12)  
 P: Chris Gardocki, 6-2, 193, Jr. (12)

#### 1991 (9-2-1 Overall, 6-0-1 ACC) ACC Champions

##### Offense

TE: Tyrone Gibson, 6-3, 247, So. (10)  
 LT: Bruce Bratton, 6-5, 276, Gr. (9)  
 LG: Jeb Flesch, 6-3, 275, Sr. (12)  
 C: Mike Brown, 6-3, 255, Gr. (12)  
 RG: Stacy Seegars, 6-4, 320, So. (12)  
 RT: Kelvin Hankins, 6-3, 305, Sr. (12)  
 FLK: Terry Smith, 6-1, 197, So. (12)  
 QB: DeChane Cameron, 6-1, 191, Sr. (12)  
 TB: Rodney Blunt, 5-10, 200, So. (8)  
 FB: Rudy Harris, 6-3, 235, Jr. (4)  
 WR: Larry Ryans, 6-0, 182, Jr. (11)  
 PK: Nelson Welch, 5-10, 175, Fr. (12)

#### Defense

OLB: Levon Kirkland, 6-2, 245, Sr. (12)  
 LT: Brentson Buckner, 6-3, 315, So. (12)  
 MG: Rob Bodine, 6-1, 245, Sr. (12)  
 RT: Chester McGlockton, 6-5, 335, Jr. (9)  
 OLB: Ashley Sheppard, 6-2, 235, Jr. (6)  
       Wayne Simmons, 6-2, 230, Jr. (6)  
 SLB: Ed McDaniel, 6-0, 225, Sr. (11)  
 WLB: Chuck O'Brien, 6-3, 240, Sr. (7)  
 LC: Eric Geter, 6-0, 191, Jr. (12)  
 ROV: Tyron Mouzon, 6-1, 220, Fr. (6)  
 RC: Darnell Stephens, 6-1, 220, Fr. (6)  
 SAF: Robert O'Neal, 6-2, 185, Jr. (12)  
 P: Chuck Lynch, 5-11, 207, Gr. (12)

#### 1992 (5-6 Overall, 3-5 vs ACC) Offense

TE: Ty Gibson, 6-2, 251, Jr. (7)  
 LT: Brent LeJeune, 6-3, 298, Jr. (11)  
 LG: Jeff Fortner, 6-5, 294, Sr. (11)  
 C: John Harris, 6-2, 272, Gr. (10)  
 RG: Stacy Seegars, 6-3, 320, Jr. (11)  
 RT: Les Hall, 6-7, 313, Sr. (10)  
 FLK: Larry Ryans, 6-0, 184, Sr. (9)  
 QB: Richard Moncrief, 6-1, 200, Jr., (6)  
 TB: Rodney Blunt, 5-10, 200, Jr. (9)  
 FB: Rudy Harris, 6-2, 245, Sr. (6)  
 WR: Terry Smith, 6-1, 200, Jr. (11)  
 PK: Nelson Welch, 5-8, 182, So. (11)

#### Defense

OLB: Wayne Simmons, 6-2, 236, Gr. (9)  
 LT: Warren Forney, 6-3, 280, So. (11)  
 MG: Carlos Curry, 6-3, 275, Fr. (5)  
 RT: Brentson Buckner, 6-3, 295, Jr. (11)  
 OLB: Ashley Sheppard, 6-5, 254, Sr. (11)  
 SLB: Kenzil Jackson, 5-11, 224, Sr. (10)  
 WLB: Tim Jones, 6-1, 208, So. (8)  
 LC: Eric Geter, 6-0, 194, Sr. (11)  
 ROV: Darnell Stephens, 6-1, 224, So. (6)  
 RC: Norris Brown, 5-11, 192, Sr. (11)  
 SAF: Robert O'Neal, 6-2, 197, Sr. (11)  
 P: Nelson Welch, 5-8, 182, So. (11)

#### 1993 (9-3 Overall, 5-3 vs. ACC) Peach Bowl Champions

##### Offense

TE: Stephon Wynn, 6-2, 244, Jr. (9)  
 LT: Brent LeJeune, 6-3, 296, Sr. (12)  
 LG: Will Young, 6-2, 273, So. (12)  
 C: Bryce Nelson, 6-2, 271, Sr. (12)  
 RG: Stacy Seegars, 6-4, 320, Sr. (12)  
 RT: Robert Jackson, 6-6, 330, So. (10)  
 FLK/RB: Jason Davis, 6-1, 200, Sr. (7)  
       Derrick Witherspoon, 5-11, 198, Sr. (7)  
 QB: Patrick Sapp, 6-4, 225, So. (7)  
 TB: Rodney Blunt, 5-10, 200, Sr. (8)  
 FB: Emory Smith, 6-0, 244, Fr. (8)

WR: Terry Smith, 6-1, 200, Sr. (10)  
 PK: Nelson Welch, 5-8, 182, Jr. (12)

#### Defense

OLB: Harom Pringle, 6-2, 225, Sr. (12)  
 LT: Brentson Buckner, 6-2, 300, Sr. (11)  
 MG: Carlos Curry, 6-2, 275, So. (12)  
 RT: LaMarick Simpson, 6-2, 275, So. (11)  
 OLB: Wardell Rouse, 6-2, 222, Jr. (10)  
 WLB: Derek Burnette, 6-0, 220, So. (8)  
 MLB: Tim Jones, 6-1, 220, Jr. (12)  
 CB: Peter Ford, 5-11, 180, Fr. (5)  
 SS: Brian Dawkins, 6-0, 185, So. (12)  
 FS: Leomont Evans, 6-1, 193, So. (11)  
 CB: Andre Humphrey, 5-8, 192, So. (12)  
 P: Nelson Welch, 5-8, 182, Jr. (6)  
       Chris McNally, 6-3, 185, So. (6)


#### 1994 (5-6 Overall, 4-4 vs. ACC) Offense

TE: Ed Glenn, 6-3, 250, Sr. (6)  
 LT: Dwayne Morgan, 6-3, 300, Jr. (11)  
 LG: Glenn Rountree, 6-3, 280, Fr. (11)  
 C: Trevor Putnam, 6-4, 265, Jr. (11)  
 RG: Will Young, 6-2, 279, Jr. (11)  
 RT: Jim Bundren, 6-3, 275, Fr. (11)  
 FLK: Kenya Crooks, 6-2, 180, Fr. (8)  
 QB: Nealon Greene, 5-11, 186, Fr. (5)  
 TB: Antwuan Wyatt, 5-11, 190, So. (7)  
 FB: Raymond Priester, 6-1, 205, Fr. (8)  
 WR: Marcus Hinton, 6-0, 174, Jr. (11)  
 PK: Nelson Welch, 5-8, 182, Gr. (11)

#### Defense

BAN: Darnell Stephens, 6-0, 240, Sr. (11)  
 LT: Lamarick Simpson, 6-2, 270, Jr. (9)  
 MG: Carlos Curry, 6-2, 285, Jr. (9)  
 RT: Marvin Cross, 6-4, 250, Jr. (11)  
 OLB: Wardell Rouse, 6-2, 230, Sr. (11)  
 WLB: Michael Barber, 6-1, 240, Sr. (10)  
 MLB: Tim Jones, 6-1, 230, Sr. (11)  
 CB: Andre Humphrey, 5-8, 182, Jr. (8)  
 SS: Brian Dawkins, 6-0, 190, Jr. (11)  
 FS: Andre Carter, 5-10, 194, So. (11)  
 CB: Dexter McCleon, 5-11, 190, So. (6)  
 P: Nelson Welch, 5-8, 182, Gr. (11)

Note: Number in parentheses is games started by that player regardless of position in that season.



Michael Barber had over 100 tackles as a starter in 1994.



# All-Time Lettermen

## A

Aaron, Jack - 1961-62-63  
 \* Abell, Frank - 1931-32  
 Abney, Terrence - 1992  
 Abrams, Jimmy - 1966-67  
 \* Adams, J.P. - 1914-15-16  
 Abreu, Ed - 1978  
 Adams, Rod - 1991  
 Addison, Jimmy - 1965-66-67 (Capt.)  
 \* Adkins, Gary - 1976-77-78-79  
 Alexander, Gary - 1973-74-75  
 Alford, Hugh - 1945  
 \* Alford, J.L. - 1916  
 Aliffi, Vic - 1961-63  
 \* Allen, Banks - 1906-07  
 Allen, Terry - 1987-88-89  
 Allen, Thad - 1974-75-76-77  
 Alley, Kendall - 1981-82-83  
 \* Allison, J.W. (Switzer) - 1917-18-19-20  
 Ammons, Billy - 1966-67-68 (Capt.)  
 Anderson, Ben - 1970-71-72  
 Anderson, Jack - 1968-69-70  
 Anderson, Joe - 1960-61-62  
 Anderson, Randy - 1985-86-87  
 Anderson, Sam - 1958-59-60  
 Anderson, Tony - 1970-71-72  
 Anderson, Willie - 1972-73-74 (Co Capt.)  
 Andreas, Karl - 1971-72-73  
 Andreo, Ron - 1959-60-61 (Capt.)  
 Ankuta, Neuf - 1954-55  
 Anthony, Vernie - 1981-82  
 Ard, Wendall - 1943-44  
 Ariri, Obed - 1977-78-79-80  
 \* Armstrong, F.E. (Boo) - 1918  
 (Acting Capt.)-1919-1920 (Capt.)  
 \* Armstrong, Hoyt - 1921  
 Armstrong, Junior - 1930  
 Armstrong, Lon - 1959-60-61  
 Arrington, Vandell - 1981-82-83  
 Arthur, Gary - 1966-67-68  
 Aebill, Henry - 1927-28-29  
 Austin, Cliff - 1978-80-81-82  
 \* Austin, P.B. (Plowboy) - 1925-26  
 Avery, Wingo - 1953-54-55 (Alt. Capt.)

## B

\* Bailes, J.P. - 1919-20-21  
 \* Bailes, W.B. - 1922  
 Bailey, Bob - 1936-37-38


Bailey, Greg - 1987  
 Bailey, Rick - 1982-83-84  
 Bak, Jeff - 1985-86-87-88  
 Baker, Archie - 1950-51-52  
 Baker, Wayne - 1969-70-71  
 Baldwin, Bob - 1964  
 Baldwin, Mike - 1974  
 Balles, Joe - 1961-63  
 \* Banks, B.C. (Stumpy) - 1915-16-17-18 (Capt.)- 19 (Capt.)  
 Barbary, Bill - 1955-57  
 Barber, Mike - 1991-92-93-94  
 Barfield, Don - 1964-65-66  
 Barnes, Gary - 1959-60-61  
 Barnette, Jimmy - 1968-69  
 \* Barnwell, T.G. - 1902  
 Barter, Lynn - 1971-72  
 Bartlet, J.H. - 1917  
 Barton, Paul - 1994  
 Barton, Tom - 1950-51-52  
 Basich, Rick - 1980  
 \* Bates, Joe A. (Warhorse) - 1909-10-11  
 \* Bates, J. Mc - 1918  
 Bauman, Charlie - 1977-78-79-80  
 Beasley, Gene - 1985-86-87-88  
 Beasley, Kenny - 1985  
 Bell, Jimmy - 1962-63-64 (Alt. Capt.)  
 Bell, Randy - 1967  
 Bell, Larry - 1969-70  
 Bell, Wayne - 1964-65-66  
 Bell, William - 1988  
 \* Bellows, C.A. - 1900  
 Belton, Mitch - 1988-89-90  
 Bench, Elmer - 1994  
 Bengel, Gordy - 1971-72-73  
 Benish, Dan - 1979-80-81-82  
 Berlin, Steve - 1983-84-85 (Capt.)  
 Berry, Mike - 1989  
 Berry, Joe "Net" - 1934-35-36 (Capt.)  
 Berryhill, Tony - 1979-80-81  
 Bethea, Fitzhugh - 1983  
 Bethea, Frank - 1973-74-75  
 Beville, Scott - 1988-89-90  
 \* Bissell, Paul L. - 1909-10-11 (Capt.)  
 Black, Carl - 1936-38-39 (Alt. Capt.)  
 \* Black, Manuel - 1934-35-36 (Alt. Capt.)  
 Black, Tommy - 1961  
 Black, Wendall - 1959-60-61  
 Blackwelder, Tim - 1975  
 Blackwell, Joe - 1963-64  
 \* Blain, J.M. - 1896

Blakeney, Rock - 1930  
 \* Blalock, Joe - 1939-40-41  
 Blanton, Bo - 1979-80  
 \* Blease, J. W. - 1898-1900  
 Blessing, Jim - 1939-40  
 Blinsky, Nick - 1993  
 Blunt, Rodney - 1990-91-92-93  
 Bodine, Rob - 1989-90-91 (Capt.)  
 Bolin, Doug - 1991  
 Bollinger, Rich - 1976  
 Bolubasz, John - 1971-72-73  
 Boozer, Tom - 1972-73-74  
 Bosler, Bob - 1970-71-72  
 Bost, Ed - 1959-60-61  
 Bostic, Jeff - 1977-78-79  
 Bostic, Joe - 1975-76-77-78  
 Bounds, David - 1981  
 Bowen, Joe - 1953-55  
 Bowick, Ray - 1958  
 Bowlan, Roland - 1973-74  
 Bowles, H. Julian - 1923-24-25  
 Bowles, M.G. (Monk) - 1929-30-31  
 Bowman, Nick - 1979-80-81  
 Boyer, Shelton - 1983-84-85  
 Boyette, Johnny - 1962-64-65 (Capt.)  
 \* Boykin, Bolivar - 1909  
 \* Box, Carlon - 1984  
 \* Bradley, L.T. (Prep) - 1925  
 \* Brady, Kevin - 1984-85  
 \* Brandon, T. B. - 1914-15-16  
 Brantley, Craig - 1973-74-75  
 Branton, Joey - 1965-66-67  
 Bratton, Bruce - 1988-89-90-91  
 Bray, Cliff - 1976-77-78  
 Breedlove, Billy - 1956  
 \* Breedon, Joe - 1901  
 Brewster, Doug - 1987-88-89-90  
 Brickley, Glenn - 1985  
 Brisacher, Art - 1971-72-73  
 Brisendine, Rod - 1946  
 \* Bristol, W. H. - 1912-13-14  
 \* Britt, Ben - 1910-11-12 (Capt.)  
 \* Britt, D.C. (Toots) - 1907-09  
 \* Britt, S.L. - 1910  
 Broadwater, Crosby - 1986-87  
 Brodie, Bunny - 1948-49  
 \* Brock, W. T. - 1896-97 (Capt.)  
 Brooks, Jonathan - 1975-76-77-78  
 Brown, Dave - 1962  
 Brown, Gary - 1979-80-81-82  
 \* Brown, H.W. - 1916

Brown, Ken - 1980-81-83-84  
 Brown, Lester - 1976-77-78-79  
 Brown, Lockie - 1981  
 Brown, Marlon (Bubba) - 1976-77-78-79 (Capt.)  
 Brown, Mike - 1989-90-91  
 Brown, Norris - 1989-90-91-92  
 Brown, Ray - 1979-81-82-83  
 Brown, Ricky - 1971-72-73  
 Brown, Roy - 1980-81-82-83  
 \* Brown, Tom I. - 1933-34-35  
 \* Browne, G. H. (Skeet) - 1913  
 Browning, Sebo - 1984  
 Brumley, Lacy - 1974-75-76-77  
 Brunson, Jack - 1948-49-50  
 Brunson, Lawrence - 1984-85  
 Bruorton, H. B. - 1954-55-56  
 \* Bryant, Bill - 1935-36-37  
 Bryant, Dwayne - 1990-91-92  
 Bryant, Jeff - 1978-79-80-81  
 Bryant, Joe - 1950-51-52  
 \* Bryant, Shad - 1937-38-39  
 Buckner, Brentson - 1990-91-92-93  
 Buckner, Mike - 1971-72-73 (Capt.)  
 Buford, William - 1992  
 Bukowsky, Dick - 1969-70-71  
 Bullard, Wilbur - 1983  
 Bulman, Matt - 1994  
 Bundren, Jim - 1994  
 Bunton, Donnie - 1955-56-57  
 Bunton, Ted - 1962-63-64 (Capt.)  
 Burbick, Bruce - 1967  
 Burgess, Robert - 1973-74  
 Burgner, Grady - 1967-68-69  
 Burley, Rion - 1993  
 \* Burnett, George - 1966-67-68  
 Burnette, Derek - 1992-93  
 Burton, C.C. - 1921-22  
 Burton, Dave - 1965  
 Burton, Richard - 1984  
 Buscher, L.E. - 1934-36  
 Bush, Jack - 1955-56-57  
 Bussey, Charlie - 1954-55-56 (Capt.)  
 Bussie, Arthur - 1990-91  
 Bustle, Rickey - 1974-75-76  
 Butcher, Brian - 1980-81-82  
 Butler, Butch - 1941-42-43-45  
 Butler, Jerry - 1976-77-78  
 Butler, Richard - 1982-83-84  
 Buttermore, Curt - 1972-73-74  
 Butz, Sam - 1945  
 \* Byers, Monty - 1942  
 \* Byrd, Gary - 1950-51-52

## C

\* Cagle, Bully - 1940-41-42  
 Cagle, John - 1966-67-68  
 Cagle, Mavis - 1944-45-46-47  
 Cain, Harold - 1974-75-76  
 Cain, Jack - 1978-79-80  
 Cain, Sammy - 1967-68-69  
 Caldwell, Charlie - 1969-70  
 Caldwell, Mark - 1980  
 Calhoun, Darren - 1990-91-92-93  
 Callahan, Sonny - 1971  
 Callicutt, Ken - 1973-74-75-77  
 Calvert, Forrest - 1950-53  
 Calvert, Jackie - 1948-49-50  
 \* Calvert, Jim - 1949-50  
 Cameron, DeChane - 1989-90-91 (Capt.)  
 \* Camp, Bill - 1904  
 Campbell, Blake - 1988  
 Candler, Steedley - 1967  
 Cann, George - 1920-21  
 \* Cannon, C.L. - 1907  
 \* Cannon, W. M. - 1915  
 Caplan, Stu - 1964-65  
 Caputo, Paul - 1990-91-92



Obed Ariri graduated in 1980 as the NCAA's career field goal leader.



Carothers, Rocky - 1948-49-50  
 Carr, Michael - 1989  
 Carson, Gene - 1948-49  
 \* Carson, Jules L. (Doc) - 1910-11-12-13  
 Carson, Lynn - 1973-75  
 Carter, Andre - 1993-94  
 \* Carter, Bert - 1906  
 Carter, Henry - 1984-86-87-88  
 Carter, Oscar - 1969-70  
 Case, Johnny - 1961-62-63  
 Cassady, Sonny - 1968-69-70  
 Cassidy, Richard - 1992  
 Cathcart, Joe - 1933  
 Catoe, Jimmy - 1966-67-68 (Capt.)  
 Cauble, Charlie - 1969  
 \* Caughman, F. Porter - 1907  
 \* Caughman, Kenny - 1911-12-13  
 Chamberlain, Force - 1970-71-72  
 Chandler, Tommy - 1949  
 Charpia, Rusty - 1986-87-88  
 Chappellear, Glenn - 1984  
 Chappell, Henry - 1943  
 Charleston, Pat - 1983-84-85  
 Chatlin, Rabbit - 1957-58-59  
 Chavous, Raymond - 1985-86-87-88  
 Cheatham, Andy - 1982-83-84  
 Cheek, Randy - 1980-81  
 Childers, Stan - 1971  
 Childers, Tim - 1981-82-83  
 Childers, Tracy - 1962-63 (Capt.)  
 Childers, Wilson - 1965-66-67  
 \* Childress, John - 1948-49-50  
 Chipley, Bill - 1940-41  
 \* Chovan, Phil - 1938  
 \* Chreitzberg, C. K. - 1898  
 \* Chreitzberg, A.M. - 1896  
 Chuy, Don - 1961-62  
 Ciniero, Geoff - 1985-86  
 Clamp, John - 1991  
 Clanton, Ray - 1945-46-47-48  
 \* Clardy, Warren - 1904  
 Clark, Brian - 1979-80-81  
 Clark, Chip - 1942-45-46 (Capt.)  
 Clark, Dwight - 1975-76-77-78  
 \* Clark, W.C. - 1906-07  
 Clayton, David - 1984  
 Cleveland, Olin - 1945-46  
 Clifford, Chris - 1975-76  
 Clifford, Mark - 1979  
 Cline, Doug - 1957-58-59  
 Cobb, Joe - 1989  
 Cobb, Maret - 1972-73-74  
 \* Cochran, J.T. (Boots) - 1908-09-10  
 Cockfield, Barry - 1966  
 Coffey, Bob - 1974-75  
 \* Cogburn, H.L. - 1903  
 \* Colbert, W.C. (Pinky) - 1919-20-21  
 Coleman, Bob - 1959-60-61  
 Coleman, Dan - 1937-38-40  
 Coleman, Jim - 1954-55-56  
 \* Coles, Marion (Pony) - 1910-11-12  
 \* Coles, Strick - 1906-07-08 (Capt.)  
 Coley, James - 1985-86-87-88  
 Collins, Jason - 1994  
 \* Collins, Joe - 1928  
 Compton, Gary - 1958-59  
 Cone, Fred - 1948-49-50 (Capt.)  
 \* Connelly, Bill - 1909-10  
 Cook, Pete - 1950-51-52  
 Cooper, Gary - 1986-87-88-89  
 Cooper, Jay - 1964-65-66  
 Cooper, Richard - 1963-64  
 Cordileone, Lou - 1957-58-59  
 Cornell, Mike - 1973-74-75  
 Coursey, Tom - 1949  
 Cox, Carol - 1945-47-48-49  
 Cox, Cary - 1946-47 (Capt.)  
 Cox, Ed - 1949  
 Cox, Jack - 1948-49  
 \* Cox, M.E. - 1914-15  
 Cox, Walter, Sr. - 1938-39  
 Cox, Walter, Jr. - 1961-62-63

Cox, Wyatt - 1957-58  
 Craig, Arthur - 1965-55-67  
 Craig, Bob - 1966-68-69  
 \* Craig, Johnson - 1931-32  
 Craig, Marion (Hawk) - 1940-41-42 (Alt. Capt.)  
 Crain, Pat - 1962-63-64  
 Crain, Willis - 1954  
 Crawford, Barclay - 1950-51-52  
 Crawford, Craig - 1983-84  
 Crawford, Eddie - 1974  
 Crite, Brendon - 1980-81-82  
 Crolley, Ronnie - 1959-60-61  
 Crooks, Kenya - 1994  
 Cropp, Willie - 1966-68  
 Cross, Marvin - 1992-93-94  
 Crout, Sammy - 1958-59  
 Croxton, Bill - 1933-34-35  
 Cruce, Jeff - 1983-84  
 \* Crumbie, Alton - 1944-45  
 Cunningham, Bennie - 1973-74-75 (Co-Capt.)  
 Cunningham, James - 1975  
 \* Cummings, Pony - 1932-33-34  
 Curry, Carlos - 1992-93-94  
 Curtis, Ralph - 1946  
 Curtis, Rodney - 1985  
 Cuttino, H.B. (Hop) - 1925-26

**D**  
 Daigneault, Doug - 1958-59  
 \* Dailey, B.T. - 1915  
 Daniel, Ralph - 1969-70-71  
 Danforth, Kenny - 1983-84-85  
 Dantzler, Ellis - 1963-64-65  
 Davis, Billy - 1980-81-82-83  
 Davis, Chip - 1986-87-88-89  
 Davis, David - 1988-89-90-91  
 Davis, Dexter - 1988-89-90  
 Davis, Fotsie - 1930-31-32  
 Davis, Guy - 1926-27-28  
 Davis, Hal - 1962-63-64  
 Davis, Heide - 1970-71-72  
 Davis, Jason - 1990-91-92-93  
 Davis, Jeff - 1978-79-80-81 (Capt.)  
 Davis, Jerry - 1972-73  
 Davis, Jud - 1944-45-47-48  
 \* Davis, St. Clair - 1928  
 Davis, Tyrone - 1982-83-84  
 Davidson, L.S. - 1925-26  
 Dawkins, Brian - 1992-93-94  
 Dawson, Eric - 1985  
 Day, Dean - 1981  
 Deanhardt, Luke - 1946-47-48-49  
 Deanhardt, Luke, Jr. - 1971  
 DeBardelaben, Bob - 1958-59  
 Decock, Bruce - 1971-72-73  
 \* DeCosta, E.J. (Beef) - 1901-02  
 Deitz, Frank - 1939-40  
 Deluliis, Frank - 1985-86-87-88  
 \* DeLoach, Billy - 1949  
 Demery, Pete - 1981  
 Demps, Reggie - 1989-90  
 DePew, Bill - 1968-69  
 \* Derrick, O.L. (Puss) - 1903-05-06  
 Derriso, Steve - 1990-91-92-93  
 DeSimone, Dick - 1954-56-57  
 DeSue, Tony - 1993-94  
 Devane, William - 1980-81-82-83  
 \* Dickson, Laury - 1905  
 Diggs, Bubba - 1978-79-81-82  
 Dillard, Bill - 1932-33-34  
 DiMucci, Dan - 1949-50-51  
 Dixon, Bruce - 1989  
 Dixon, Terrance - 1992  
 Dolce, Chris - 1978-79  
 Donaldson, Richard - 1982-83-84  
 Dorn, Jim - 1969-70-71  
 \* Dotterer, E.G. (Gilly) - 1922-23  
 Dotherow, Fudge - 1962  
 \* Douthit, Claude (Pug) - 1898-99-1900-01 (Capt.)

Downs, Anthony - 1994  
 Dozier, Ted - 1931-32-33  
 Drag, Mark - 1985-86-87-88  
 Driver, Stacey - 1982-83-84-85  
 \* Duckett, Graves - 1916  
 \* Duckworth, Joe - 1898-89-1900  
 Ducworth, C.H. - 1974  
 Ducworth, George - 1968-69-70  
 Ducworth, Ronnie - 1966-67-68 (Capt.)  
 Ducworth, Thomas - 1973  
 Dukes, Mike - 1956-57-58  
 Duley, Tom - 1965  
 Dumas, Charlie - 1962-63-64  
 Duncan, John - 1984  
 \* Dunlap, Tom - 1919-20  
 Dunn, K.D. - 1981-82-83-84  
 Dunnican, Kelton - 1994  
 Durham, Steve - 1977-78-79-80  
 Dyer, Clint - 1945-46-48  
 \* Dyess, Jimmy - 1929

**E**  
 Earle, James - 1984-85-86-87  
 \* Earle, J.C. - 1900  
 Easton, Lance - 1991-92  
 Eaves, Robin - 1990  
 Eberhart, Terry - 1958  
 Eidson, Wesley - 1967-68  
 Eley, Thomas - 1975  
 Ellenburg, Charlie - 1966-67  
 Ellis, Joe - 1981-83-84  
 \* Ellison, Gill - 1904-05  
 Elvington, B.B. - 1968-69-70 (Capt.)  
 Emanuel, Emmett - 1920-21-22 (Capt.)  
 \* Emerson, Jack - 1947  
 Engel, Karl - 1962  
 English, Tom - 1968  
 Enzor, Scott - 1985-86  
 Eppes, Roy - 1976-77  
 Eppley, Mike - 1982-83-84 (Capt.)  
 \* Epps, M.H. (Pepper) - 1910  
 Esagro, Greg - 1984  
 \* Eskew, H.L. (Bud) - 1925-26-27 (Capt.)  
 Ethridge, Brooks - 1970  
 Ethridge, Don - 1969-70-71  
 Evans, Charlie - 1962  
 Evans, Leomont - 1992-93-94  
 Eyler, Rick - 1968-70  
 \* Ezell, J.F. (Sam) - 1909-10  
 \* Ezell, R. B. (Doc) - 1912

**F**  
 Fabers, Leon - 1972-73  
 Facciolo, Mike - 1964-65-66 (Capt.)  
 Farnham, Dave - 1969-70-71  
 Farr, James - 1980-81-82-83 (Capt.)  
 Fellers, Mark - 1972-73-74 (Co. Capt.)  
 Fellers, Stan - 1932-33-34  
 Few, Bill - 1955-56-57  
 Fewell, J. A. (Jake) - 1924-25  
 Fewster, Butch - 1990-91-92  
 Fields, Stacy - 1987-88-89-90  
 \* Finklea, Gary - 1923-24-25 (Capt.)  
 \* Finley, States Right G. - 1916-17  
 Fisher, Brad - 1979-80-81  
 Fitzpatrick, Pat - 1978  
 Flagler, Terrence - 1982-84-85-86 (Capt.)  
 \* Flathman, Gene - 1936  
 \* Fleming, F - 1907-08  
 Fleming, J.M. (Fatty) - 1925  
 \* Fleming, Vic - 1930-31  
 Fleming, W.H. - 1929-30  
 Flesch, Jeb - 1988-89-90-91  
 Fletcher, Rodney - 1988-89  
 Flowers, Kenny - 1983-84-85-86  
 \* Floyd, George - 1939-40  
 Fogle, Lou - 1961-62-63  
 \* Folger, Mac - 1934-35-36  
 Ford, Andy - 1993-94

Ford, Peter - 1993-94  
 \* Fordham, Red - 1930-31 (Capt.)  
 Forney, Warren - 1991-92-94  
 Foster, Jon - 1988  
 \* Forsythe, J.A. (PeeWee) - 1901-02-03  
 \* Forsythe, W.C. - 1898-99-1900-01  
 Fortner, Jeff - 1991-92  
 Fox, Angelo - 1987-88  
 Franklin, Chris - 1993-94  
 \* Franklin, Harry - 1941-42  
 \* Freeman, Eddis - 1943-44-45-46  
 \* Frew, W.L. (Red) - 1918  
 Frierson, Bob - 1982  
 \* Fritts, George - 1939-40-41  
 Fuller, Steve - 1975-76-77 (Capt.) - 78 (Capt.)  
 Fulmer, John - 1967-68-69  
 Funderburk, Mike - 1968  
 \* Furtick, Fritz - 1903-04-05-06 (Capt.)

**G**  
 Gage, Bobby - 1945-46-47-48  
 Gaillard, Jerry - 1978-79-80-81  
 Gainer, Chick - 1943-46-47-48  
 Galloway, G.G. - 1972-73-74-75  
 Galuska, Pete - 1969-70-71  
 \* Gandy, A.P. (Hop) - 1909-11-12-13 (Capt.)  
 \* Gantt, W.A. - 1905  
 \* Gantt, Jonnie - 1902  
 Gardocki, Chris - 1988-89-90  
 Garick, Richard - 1966-67-68  
 \* Garrison, Bill - 1902-03  
 \* Garrison, C.C. - 1923  
 Garrison, Gene - 1953  
 Gaskin, Dreher - 1950-51-53 (Co-Capt.)  
 Gasque, Mike - 1980-81  
 \* Gassaway, Jim - 1928-29  
 Gaston, Clark - 1961-62-63  
 \* Gaston, R.T. - 1905-06-07  
 Geathers, Eddie - 1978-79-80  
 \* Gee, C.F. (Little Mutt) - 1912-13-14  
 \* Gee, J.G. (Mutt) - 1914-15-16-17  
 Gehret, Guy - 1972-73-74  
 Gemas, Kevin - 1983-84  
 Gennerich, Gary - 1970-71-72  
 \* Gentry, Charlie - 1896-97-98  
 Gentry, Frank - 1950-51-52  
 \* George, A.P. - 1899-1900  
 George, Buck - 1951-52-53-54 (Capt.)  
 Gerald, Henry - 1965  
 Gerrald, Steve - 1988  
 Geter, Eric - 1989-90-91-92  
 \* Gettys, E.F. (Red) - 1918-19-20-21  
 Gibbs, Steve - 1974-76-77-78  
 Gibson, Cameron - 1988  
 Gibson, Tyrone - 1989-91-92  
 Gillespie, Bill - 1943  
 \* Gillespie, Dick - 1948-50  
 Gillespie, Frank - 1946-47-48  
 \* Gilmer, Grover G. - 1917-19-20-21  
 \* Gilmer, Frank - 1908-09-10  
 Gilstrap, Clay - 1986-87  
 Gilstrap, Earl - 1970-71  
 Gilstrap, Rick - 1969-70-71  
 Glaze, Coleman - 1960-61-62  
 Glenn, Ed - 1993-94  
 Glenn, Joe - 1979-80-81-82  
 Gobble, Robert - 1958  
 Godfrey, Steve - 1976-77 (Capt.)  
 Goehring, Jim - 1976-77  
 Goff, Johnnie Mac - 1968  
 Goggins, Harold - 1975-76-77-78  
 \* Goins, Gus - 1936-37-38  
 Goldberg, Bob - 1977-78  
 \* Gooding, R.F. (Fatty) - 1904  
 Goodloe, John - 1977  
 Goudelock, David - 1990-91  
 Gordon, Chuck - 1976  
 Gore, Buddy - 1966-67-68



Goss, Dennis - 1971-72  
 Graham, Bernie - 1950-51  
 \* Graham, George - 1944  
 Granger, Ty - 1985-86-87-88  
 Gravely, Mike - 1974  
 \* Gray, Bill - 1911  
 Gray, Ricky - 1980  
 Grdijan, John-1955-56-57 (Co-Capt.)  
 \* Green, Harry - 1901-02  
 Green, Mervin - 1988  
 Greene, Earle - 1955-56  
 Greene, Gerry - 1991  
 Greene, Johnny - 1955  
 Greene, Nealon - 1994  
 Greenwalt, Stan - 1973  
 Gresham, Metz - 1929  
 Gressette, Larry - 1951-52-53 (Co-Capt.)  
 Gressett, Nathan - 1951-52-53 (Co-Capt.)  
 Grier, Marrio - 1992-93  
 Griffin, Steve - 1982-84-85-86  
 Griffith, Frank - 1954-55  
 Grigsby, Billy Luke - 1948-49-50  
 Grimes, Tyler - 1986-87-88  
 Gue, Tommy - 1959-60-61  
 Guess, Henry - 1992-93-94  
 \* Gunnells, Bill - 1928-29  
 Gunnells, Dan - 1965-66-67  
 Guy, Ruben - 1932


## H

Haddock, Lee - 1970-71  
 Hagen, Arthur - 1944  
 Haglan, J.D. - 1976-77-78  
 Hair, Billy - 1950-51-52 (Co-Capt.)  
 \* Hair, J.C. - 1924-26-27  
 \* Hall, Bill - 1938-39-40 (Alt. Capt.)  
 Hall, Delton - 1983-84-85-86  
 Hall, Hollis - 1979-80-81  
 Hall, Howard - 1989-90-91-92  
 Hall, Lamont - 1994  
 Hall, Les - 1989-90-91-92  
 \* Hall, R.M. (Fatty) - 1926-27-28  
 Hall, Wade - 1960-63  
 \* Hamer, Ray - 1939-40-41  
 \* Hamilton, R.G. - 1896 (Capt.)  
 \* Hammett, L.O. - 1918  
 Hammond, Brian - 1985  
 Hammond, Vance - 1987-88-89-90  
 \* Hane, J.K. - 1924-25-28  
 Haney, Don - 1993  
 Hankins, Kelvin - 1989-90-91  
 Hankinson, Crimmins - 1953-54  
 \* Hankle, Witt H. - 1908-09-10 (Capt.)  
 Hansford, Ogden - 1974-75-78  
 \* Hanvey, Ernest - 1913  
 \* Hanvey, George - 1897-98  
 \* Hanvey, Jock T. - 1896-97-1902-03  
 \* Hardin, L.G. - 1916  
 Harman, Dean - 1991  
 Harmon, Eric - 1987-88-89-90  
 \* Harmon, H.M. (Duck) - 1914-15-16  
 \* Harmon, S.E. (Pat) - 1922-23-24  
 Harper, J.C. - 1985-86-87-88  
 Harps, Wayne - 1986-87-88-89  
 Harrell, Ricky - 1970-71-72  
 \* Harris, H.S. (Lazy Bill) - 1914-15-16  
 Harris, John - 1990-91-92  
 \* Harris, L.D. - 1919  
 Harris, Reggie - 1986-87-88  
 Harris, Rudy - 1990-91-92  
 Hart, Chris - 1989  
 \* Hart, Willard L. (Bub) - 1916-17  
 Harvey, B.C. (Chubby) - 1925-26 (Capt.)  
 \* Harvey, Randy - 1967-68  
 \* Harvey, S.A. (Speck) - 1922  
 Harvey, Travis - 1993  
 Harvin, Lionell - 1929-30-31  
 \* Harvley, Clyde - 1931  
 Hatcher, Dale - 1981-82-83-84

Hatcher, Jesse - 1987-88  
 Hauser, Tad - 1980  
 Hausgen, Ed - 1992-93-94  
 \* Hayden, C.J. - 1911  
 Hayes, Rudy - 1956-57-58 (Alt. Capt.)  
 Haynes, Joey - 1987  
 Haynes, Norman - 1985-86-87  
 Headen, Andy - 1979-80-81-82  
 Hecht, Bill - 1963-64-65 (Capt.)  
 \* Heffner, L.B. - 1920  
 Heifer, Larry - 1969-70-71 (Capt.)  
 Heilig, Don - 1959  
 \* Heinemann, John-1931-32-33 (Capt.)  
 Hemphill, James - 1993  
 \* Hendee, H.M. (Tick) - 1925-26  
 Henderson, Jerome - 1987-88-89-90  
 Henderson, Joe - 1987-88-89  
 Hendley, Dick - 1946-48-49-50  
 Hendley, Richard - 1980-81-82  
 \* Hendricks, L.L. - 1896-97  
 Heniford, Mark - 1974-75-76-77  
 Heniford, Todd - 1984  
 \* Henley, Cliff - 1934-35  
 Henry, Dale - 1969-70-71  
 Herlong, Doug - 1948-51  
 \* Herlong, Henry - 1930  
 Hewitt, Andre - 1993  
 Hicks, Harry - 1954  
 Hicks, Ken - 1972  
 Hill, Jerome - 1974-75  
 Hilderbrand, Nolten - 1953  
 Hinson, Randy - 1933-34-35  
 Hinton, Marcus - 1992-93-94  
 \* Holland, Joe - 1904 (Capt.)  
 Holland, Lawson - 1974  
 Holloman, Duke - 1983-84  
 \* Holohan, R. F. (Butch) - 1921-22-23 (Capt.) -24  
 Homonoff, Edward - 1973-74  
 Hood, Greg - 1992-93  
 Hook, Charlie - 1965-66-68  
 \* Hook, Fred - 1931-32  
 Hooper, Ricardo - 1986-87-88  
 Hope, Leon - 1973-74-75  
 Hopkins, Stan - 1971-72  
 Horne, Antonio - 1994  
 Horne, Charlie - 1956-57-58  
 Horton, Tate - 1933-34-35  
 Hostetler, Hoss - 1964-66-67  
 Hough, James - 1945  
 Howard, Jimmy - 1961-62-63  
 Howell, Trey - 1988  
 Hubert, Pooley - 1950-53  
 Hudson, Alex - 1980-82-83  
 Hudson, Bill - 1954-55-56  
 Hudson, Billy - 1976-77-78  
 Hudson, Bob - 1947-48-49-50  
 Hudson, J.C. - 1950-51-52  
 Hughes, Wade - 1971-72 (Capt.)  
 Humphrey, Andre - 1992-93-94  
 Hunt, Revonne - 1951  
 Hunter, Bill - 1942-46-47  
 Hunter, Brian - 1992  
 Hunter, Hamp - 1953-54-55  
 \* Hunter, N.M. (Buster) - 1899-1900-01  
 Huntley, Chuck - 1970-73  
 Hutchins, Roger - 1991-92  
 \* Hydrick, Onan - 1908-09  
 Hynes, Dave - 1960-61-62

## I

Igwebuike, Donald - 1981-82-83-84  
 \* Inabinet, B.C. - 1953-54-55  
 \* Inabinet, Clarence J. - 1933-34-35  
 Inge, Mark - 1986-87-88  
 Ingle, Reid - 1982-83-84  
 Ingram, Keith - 1987  
 Inman, Don - 1984  
 Isaacs, Mike - 1983-84-85



**Whitey Jordan, now an Assistant Athletic Director for the Clemson football program, lettered in 1955-56-57.**

## J

Jackson, Jack - 1969  
 Jackson, Jacky - 1965-66-67  
 Jackson, Jackie Lee - 1966-67-68  
 Jackson, Kenzil - 1989-90-91-92  
 Jackson, Kit - 1965-66-67  
 Jackson, M.E. - 1921  
 Jackson, Robert - 1993-94  
 Jackson, Scott - 1952-53-54 (Capt.)  
 \* Jackson, S.L. (Stonewall) - 1922-23-24  
 Jackson, Wister - 1938-39  
 James, Charlie - 1988-89  
 \* James, M.B. (Jimmy) - 1911-12-13-14  
 Jameson, Hugh - 1939-40-41  
 Jansen, John - 1984-85-86  
 Jaynes, Danny - 1976-77  
 Jehlen, George - 1974-75-76  
 Jenkins, James - 1994  
 \* Jenkins, Ralph - 1943-44 (Capt.)  
 45 (Capt.); 46 (Alt. Capt.)  
 \* Jennings, A.T. - 1914  
 Jennings, Keith - 1985-86-87-88  
 \* Jeter, J.P. - 1913  
 Jetton, Neal - 1973-74-75 (Co. Capt.)  
 Johnson, A.J. - 1984-85  
 Johnson, Bobby - 1970-71-72  
 Johnson, John - 1987-88-89-90  
 Johnson, Ricky - 1963-64-65  
 Johnson, Tracy - 1985 - 86-87-88  
 Jolley, Mike - 1985-86  
 Jolley, Bobby - 1951  
 \* Jones, Bob - 1928-29-30  
 Jones, Bob - 1972-73  
 Jones, Jimmy - 1949  
 Jones, Tim - 1991-92-93-94  
 Jordan, Homer - 1980-81-82 (Capt.)  
 Jordan, Leonard - 1941  
 Jordan, Whitey - 1955-56-57  
 Jordan, Willie - 1975-76-77-78  
 Joye, David - 1990-91  
 Justus, Johnny - 1928-29-30 (Capt.)

## K

\* Kaigler, Ben - 1902  
 \* Kaigler, J.G. - 1898-99-1900

Kaltenback, Leon - 1955-56-57 (Co-Capt.)  
 Kane, Mark - 1953-54 (Capt.)  
 \* Kangeter, Jonnie - 1910-11-12  
 Katana, Ted - 1965-66  
 \* Kay, L.R. - 1917-19  
 \* Keasler, A.L. (Gus) - 1904-05  
 \* Keel, J.W. (Rastus) - 1906  
 Keller, Morris - 1959  
 Kelley, Don - 1969-70-71  
 Kelley, Freddy - 1965-66-67  
 Kelley, Steve - 1973  
 Kempson, Otis - 1950-51-52  
 Kendrick, Tommy - 1969-70-71  
 Kennedy, Frank - 1950-51  
 Kennedy, Tony - 1988-89-90-91  
 Kenney, Steve - 1976-77-78  
 Kesack, Gary - 1974-75-76  
 Keys, Larry - 1965-66-67  
 \* Keyserling, H.L. (Golden) - 1920  
 Kier, Brian - 1974-76-77  
 Killen, Pat - 1959  
 Kinard, Terry - 1979-80-81-82 (Capt.)  
 King, Anthony - 1976-77-78  
 King, Buddy - 1970-71-72 (Capt.)  
 King, Don - 1952-53-54-55 (Capt.)  
 King, Jack - 1968-69  
 King, Jimmy - 1959-60-61  
 \* King, L.O. - 1901-02  
 King, Tommy - 1959-60-61  
 \* Kinsler, J.H. - 1900  
 Kirkconnell, Ben - 1932  
 Kirkland, Levon - 1988-89-90-91 (Capt.)  
 \* Kissam, Roddy - 1933-34-35  
 Kitchens, Ronnie - 1967-68-69  
 Knight, Herman - 1949-51  
 \* Klugh, W.W. - 1925-26  
 Knoebel, Fred - 1950-51-52  
 Knott, Hal - 1959  
 Kormanicki, Dave - 1968-69  
 Kreis, Kevin - 1976  
 Kubu, Jon - 1989  
 Kunz, Michael - 1994



## L

- \* Lachicotte, G.E. (Boo) - 1910
- Lam, Elmo - 1960-61-62 (Capt.)
- \* Lambert, John - 1931
- LaMontagne, Joe - 1951-52-53
- Lancaster, Chris - 1985-86-87-88
- Landry, Mark - 1994
- Langford, Charlie - 1979
- Langston, J.L. - 1920
- Lanzandoen, Jim - 1973
- Laraway, Walt - 1953-54-55
- Latimer, Al - 1978
- \* Latimer, Bill - 1906
- \* Lawrence, Bert - 1902
- Lawrence, Floyd - 1956
- Lawrence, Reggie - 1988-89-90
- Lawson, Larry - 1970
- Lawton, Streak - 1935-36
- Lawton, Winston - 1969
- Learn, Randy - 1979-80-81-82
- LeBel, David - 1973-74-75
- \* Lee, A.C. (Bun) - 1907
- Lee, Mark - 1974-75
- Lee, Harry - 1934-35
- LeJeune, Brent - 1991-92-93
- Leonard, Hal - 1946-47
- Leverman, Gerald - 1945
- \* Lewis, Alex P. - 1911-12-13
- \* Lewis, Gus - 1900-01
- Lewis, Harold - 1935-36-37 (Capt.)
- \* Lewis, J. B. - 1898-99-1900
- Lewis, Merritt - 1932-33-34
- Lewis, Stacy - 1989-90
- Lewter, Steve - 1969-70-71
- Lhotsky, Joe - 1966-67-68
- Liberatore, Frank - 1964-66-67 (Capt.)
- \* Lightsey, F.B. (Bull) - 1922-24-25
- \* Lightsey, L.M. (Yen) - 1917-18-19-20
- Lindsey, Otis - 1981-82
- Link, A.C. - 1926
- \* Littlejohn, C.E. (Mule) - 1913-14-15
- \* Locklair, Ed (Pop) - 1941
- Locklair, Mike - 1966-67-68
- Locurcio, Todd - 1993
- Logan, Jimmy - 1966
- \* Logan, J.R. - 1912-13
- Long, Evans - 1930
- Long, Stacy - 1986-88-89-90
- Lott, Billy - 1977-78-79 (Capt.)
- Lott, James - 1986-87-88-89
- Lovelace, Chris - 1993
- Lowman, P.I. (Pi) - 1918-19
- Lundeen, Danny - 1970-71
- Luzzi, Richie - 1966-67-68
- \* Lykes, Powell - 1905-06
- \* Lynah, Jim - 1900-01
- Lynch, Chuck - 1991
- Lynn, Dave - 1958-59-60 (Capt.)
- Lytton, Jeff - 1983-84-85

## Mc

- McBride, Dan - 1973
- McCall, Jeff - 1979-80-81-82
- McCanless, Jim - 1955-56-58
- McCarley, Bob - 1927-28-29
- McCauley, Jim - 1949
- McCleon, Dexter - 1993-94
- McClure, Bruce - 1963-64-65
- \* McConnell, H.S. - 1914-15
- \* McConnell, R.E. - 1925-26
- \* McConnell, S.W. - 1934-35-36
- \* McConnell, T.S. - 1934-35-36
- McCory, Bob - 1944
- McCown, Fred - 1942
- \* McCown, Slick - 1933-34
- McCown, T.M. - 1918
- McCrorey, Andy - 1992-93-94
- McCullough, Richard - 1985-86-87-88
- McCurty, Damon - 1979
- McDaniel, Ed - 1988-89-90-91
- McDowell, Garry - 1974-75
- McElmurray, Mac - 1964-65-66

- \* McElveen, Norwood - 1939-40-41
- McFadden, Banks - 1937-38-39
- \* McFadden, R.D. - 1908
- \* McFadden, R.H. (Doc) - 1906-07
- McFadden, Wesley - 1985-87-88-89 (Capt.)
- McGee, Edgar - 1965-66-67
- \* McGill, C.A. - 1925
- McGlockton, Chester - 1989-90-91
- McGlone, T.F. - 1926
- McGuirt, Bill - 1960-61
- McInally, Chris - 1993
- \* McIver, Rick - 1904-05
- McKenney, Pat - 1985-86
- McKenzie, W.W. - 1918
- \* McKeown, J.A. - 1903
- McLane, Riley - 1966-67
- McLaurin, Jewell - 1969-70
- \* McLaurin, J.N. - 1904-05-06-07 (Capt.)
- McLees, Jimmy - 1990-91
- McLellan, Bill - 1953-54
- McLellan, Cliff - 1981
- \* McLendon, Ed - 1939
- McLendon, Lem - 1955
- McMahan, Dave - 1969-70
- McMakin, John - 1969-70-71 (Capt.)
- \* McMillan, Goat - 1928-29
- McMillan, Raiford - 1926-27-28
- \* McMillan, W.L. (Red) - 1913-14-15
- McSwain, Chuck - 1979-80-81-82
- McSwain, Rod - 1980-81-82-83

## M

- Mack, Terence - 1983-84-85-86 (Capt.)
- Mack, Kevin - 1980-81-82-83
- Mader, Eric - 1989-90
- \* Magee, Watson - 1936-37-38
- \* Magill, Dick - 1927-28-29
- \* Magill, W.K. (Rummy) - 1913-14-15 (Capt.)
- Magwood, Frank - 1980-81-82
- \* Major, C.S. (Dopey) - 1913-14-15-16 (Capt.)
- Maness, Ed (Chippy) - 1938-39-40
- Mann, Wes - 1983-84-85
- Mannella, Dave - 1979
- Manos, Pete - 1949-50-51
- Marazza, Dick - 1954-55-56
- Mariable, Dorian - 1986-87-88-89
- Marion, Phil - 1964-65-66
- Marler, Malcolm - 1973-74-75-76 (Co- Capt.)
- \* Marshall, L.E. - 1926
- Martin, Bob - 1946-47-48 (Co-Capt.)
- Martin, Carl - 1981-82
- \* Martin, J.M. - 1909-10-11
- Martin, Khang - 1993
- Martin, Peanut - 1972-73-75
- \* Martin, W.N. - 1925-27
- Masneri, Ray - 1956-57-58
- Mass, Wayne - 1965-66-67
- Massaro, Cary - 1980-81-82
- Massengill, Wells - 1972
- Mathews, Mike - 1971
- Mathews, Tony - 1973-74
- \* Mathis, A.J. - 1898
- Mathis, Bill - 1957-58-59
- Mathews, Ray - 1947-48-49-50
- \* Matthews, Bill - 1915-16
- Matthews, Mack - 1960-62-63
- Mattos, Tommy - 1952-53-54
- Mauldin, Hugh - 1963-64-65
- Mauney, Tony - 1988-89-90-91
- \* Maxwell, Jeff - 1896-97
- \* Maxwell, John - 1902-03
- Mayberry, Bob - 1979-80-81-82
- Mayer, Charlie - 1969-70-71
- Meadowcroft, Charlie - 1963-64-65
- Meadows, Dwayne - 1984-85-86
- Medlin, Rick - 1967-68-69
- Meeks, Chuck - 1982
- \* Mellette, F.M. - 1911

- \* Melton, L.H. (Doc) - 1923-24
- Michael, Benny - 1966-67-68
- \* Midkiff, Bob - 1926
- Miller, Bill - 1962
- Miller, Billy - 1943
- \* Miller, Bob - 1931-32 (Capt.)
- Miller, H.E. - 1937-38
- \* Miller, Jack - 1944-47-48
- Miller, Jim - 1948
- Miller, Ron - 1958
- Mills, Jeff - 1974-75
- Milton, Eldridge - 1981-83-84-85
- Milton, Fred - 1968-69-70
- \* Mimms, Charlie - 1946
- Moncrief, Richard - 1990-91-92-93 (Capt.)
- Monledous, Zag - 1927-28
- Mooneyham, Jack - 1949-50-51
- Montone, Neil - 1947
- Moore, Gene - 1947-48-49 (Capt.)
- Moore, Ken - 1952-53-54
- Moore, Otis - 1986-87-88-89 (Capt.)
- Moore, Ted - 1964
- Moorer, John - 1945-46-47 (Alt- Capt.)
- Moorer, Tom - 1938-39
- Morgan, Bobby - 1958-59
- Morgan, Dwayne - 1994
- Morgan, Lewis - 1946
- Morocco, Chris - 1986-87-88-89
- Morris, David - 1973
- Morrison, Pete - 1961
- Moss, Charlie - 1930-31-32
- Mouzon, Tyron - 1988-89-90-91
- \* Mulherin, Eddie - 1928
- Mullen, Ray - 1965-66
- Mulligan, Wayne - 1966-67-68
- \* Mullins, H.D. (Horse) - 1923-24
- Murray, Al - 1972-73-74
- Murray, John - 1978
- Myrick, Rocky - 1979

## N


- Nanney, Lee - 1978-79-80 (Co-Captain)-81 (Co-Capt.)
- Nelson, Bryce - 1992-93
- Ness, Jim - 1972-73-74 (Co-Capt.)
- Neville, J.L. - 1943
- Newell, Andy - 1985
- Newell, Mike - 1969-70
- Nimitz, H.J. (Foots) - 1916
- Nix, Eric - 1984-85-86
- Noelte, Dave - 1982
- Nunamacher, Jeff - 1985-86-87-88
- Nunn, Arlington - 1987-88-89-90

## O

- O'Brien, Chuck - 1987-88-90-91
- O'Cain, Mike - 1974-75-76 (Co-Capt.)
- O'Dell, Billy - 1953-54-55
- \* O'Dell, John H. - 1918-19
- \* O'Dell, Wayne - 1941
- \* Odom, W.F. - 1908
- Ogle, Chris - 1989-90
- Ohan, Chinedu - 1987-88
- \* O'Kurowski, Whitey - 1937-38-39
- Olson, Dave - 1958-59-60
- Olson, Harold - 1957-58-59
- Olszewski, Harry - 1965-66-67
- \* O'Neal, Belton (Speck) - 1920
- O'Neal, Brad - 1969-70
- O'Neal, Robert - 1989-90-91-92 (Capt.)
- Orban, Turk - 1936
- Osborne, Ronnie - 1959-60-61
- Otorubio, Adubarie - 1985
- \* Owens, J.C. (Susie) - 1919-20
- Owens, Mark - 1993


## P

- \* Padgett, F.M. - 1918
- \* Padgett, G.D. - 1931
- Padgett, Jim - 1957-58
- \* Padgett, O.D. - 1928-29 (Capt.)
- Padgett, Wade - 1939-40-41
- Page, Wayne - 1965-66
- Pagliei, Joe - 1953-54-55
- Palmer, Cary - 1989
- \* Palmer, E.D. (Frog) - 1925
- Palmer, Johnny - 1963-64-65
- Paredes, Bob - 1951-54
- Parete, Anthony - 1981-82-83-84
- Parker, Ace - 1940-41
- \* Parker, Harry L. - 1912-13
- Parker, Jim - 1962-63 (Alt. Capt.)
- Pasley, Jim - 1939-40
- Pate, Milton - 1951-52
- Patrick, Chris - 1932
- \* Patterson, Gene - 1931-32
- \* Patton, Bob - 1949-50-51 (Capt.)
- Paulling, Bob - 1979-81-82-83
- Pavilack, Harry - 1959-60-61
- Payne, Booty - 1940-41
- Payne, Jim - 1956-57-58
- Payne, Joe - 1937-38-39 (Capt.)
- Payne, Oliver - 1936-37
- Pearce, Frank - 1963-64-65
- Pearce, Roy - 1939-40
- Pearman, Dan - 1985-86
- \* Pearman, Fred - 1899-1900-01



**Dan Pearman, a tight end in 1985-86, is now a full-time assistant football coach at Alabama.**





**Jeff Stockstill, brother of current Clemson Assistant Rick Stockstill, lettered 1980-82.**

Pearson, Ben - 1937-38-39  
 Peeler, Coby - 1993-94  
 Peeples, Ken - 1972-73-74 (Co-Capt.)  
 Pegues, Lamont - 1994  
 \* Pegues, E.S. - 1899  
 Pengitore, Ken - 1971-72-73 (Capt.)  
 \* Pennington, Clyde - 1935  
 Pennington, Curtis - 1936-37-38 (Alt. Capt.)  
 \* Perry, Bill - 1911  
 \* Perry, L. (Tom) - 1911  
 Perry, Michael Dean - 1984-85-86-87 (Capt.)  
 \* Perry, Tracy - 1976-77-78-79  
 Perry, William - 1981-82-83-84 (Capt.)  
 Petoskey, Ted - 1963-64  
 Phillips, Erik - 1992  
 Phillips, Hank - 1986-87-88-89  
 Phillips, Harley - 1943-44  
 Phillips, Jim - 1945  
 Phillips, John - 1984-85-86-87 (Capt.)  
 Pickett, Edgar - 1980-81-82-83  
 Pierce, Hal - 1940-41-42  
 Pilot, Joe - 1958  
 \* Pinckney, E.H. - 1909  
 \* Pitts, Lewis - 1927-28  
 Plantin, Tony - 1994  
 Pleasant, Reggie - 1982-83-84  
 Poe, Billy - 1944-45-46  
 \* Pollitzer, H.R. (Polly) - 1902  
 Poole, Bob - 1961-62-63  
 \* Poole, R.F. (Sarg) - 1915-16  
 Pope, Brad - 1994  
 Pope, Jamie - 1979  
 Portas, Lou - 1964-65  
 \* Potts, R.C. (Daddy) - 1917-18-19  
 Poulos, John - 1944-47-48-49  
 \* Pressley, E. H. (Buck) - 1912-13  
 Pressley, O.K. - 1926-27-28 (Capt.)  
 \* Pressley, Harlan - 1927  
 Price, John - 1970-71-72  
 Price, L.C. - 1925  
 Priestler, Buck - 1930-31  
 Priestler, Buck - 1953-54-55  
 Priestler, Raymond - 1994  
 Prince, Phil - 1944-46-47-48 (Co Capt.)  
 Pringle, Harom - 1992-93

\* Pritchett, Jess - 1937  
 Pruett, Chip - 1978-79  
 \* Pruitt, June - 1945-46  
 \* Proctor, Landrum - 1930-31  
 Puckett, David - 1988-89-90  
 Pusey, Mike - 1975  
 Putnam, Trevor - 1993-94

#### Q

Quarles, Jimmy - 1951-52  
 Quick, Rodney - 1983-84-85  
 Quinn, Dewey - 1945-46  
 Quisenbury, Sonny - 1957-58

#### R

Raber, Brian - 1983-84-85-86  
 \* Radcliff, Charles - 1950-51-52  
 Radford, Kevin - 1980  
 Ramtahal, Eldred - 1992  
 \* Randle, E.L. (Cat) - 1913-14-15  
 \* Randle, M.B. (Little Cat) - 1918-19-20  
 Randolph, Bernard - 1993  
 Rankin, Gary - 1963-64  
 Rash, Dustin - 1993  
 Ratchford, Warren - 1974-76-77-78  
 Ray, Thomas - 1963-64-65  
 Rayburn, Lee - 1966-67-68  
 \* Reams, T. Jack - 1918-22  
 Reed, David - 1978-79  
 Reese, Archie - 1974-75-76-77  
 Reese, Steve - 1982-83-84-85 (Capt.)  
 Reeves, Marion - 1971-72-73  
 Reeves, Matt - 1992-93-94  
 Rembert, Johnny - 1981-82  
 \* Reynolds, Clifford M. (Pete) - 1926  
 Reynolds, Jim - 1945-47-48-49  
 Rhinehart, Jim - 1955  
 Rhodes, John - 1971-72  
 Richard, Al - 1989-90-91-92  
 Richardson, Chuckle - 1980-82-83-84  
 Richardson, Cotton - 1943-44  
 \* Richardson, Joe - 1940  
 Richardson, Mark - 1980-81-82  
 Riddle, Leonard - 1943  
 Ridgley, Thad - 1992-93  
 \* Riggs, A.F. - 1897-98-99  
 Riggs, Jim - 1983-84-85-86  
 Riggs, Matt - 1985-86-87  
 \* Rion, Aubrey - 1939-40  
 Rivers, Dalton - 1955-56

Robbins, Butch - 1963-64  
 \* Robbs, C.M. - 1907-08-09 (Capt.)  
 \* Robinson, Charlie - 1922-23-24 (Capt.)  
 \* Robinson, E.D. - 1934  
 Robinson, James - 1979-80-82-83 (Capt.)  
 \* Robinson, Joe - 1927  
 Rodgers, George - 1950-51-52 (Co-Capt.)  
 Rogers, Bill - 1943-46  
 Rogers, Billy G. - 1944-46  
 Rogers, Floyd - 1965-66 (Capt.)  
 \* Rogers, Johnny - 1929  
 \* Rogers, Phil - 1965-66-67  
 Rogers, Rodney - 1961-62  
 Rogers, Shot - 1955-56  
 Rollins, Bubba - 1978  
 Rome, Stan - 1975  
 \* Roper, T.H. (Pug) - 1918-19  
 Rose, Anthony - 1979-80-81  
 Rose, Chuck - 1978-79-80  
 Ross, Don - 1952-53-54  
 Ross, Jack - 1942-46-47  
 \* Rothell, Claude - 1941-42  
 Roulhac, Terrance - 1983-84-85-86  
 Rountree, Glenn - 1994  
 Rouse, Wardell - 1993-94  
 Rowell, Spivey - 1944  
 Roy, Wallace - 1923-24-25  
 Ruffner, Bo - 1965-66-67  
 Ruffner, Jim - 1964  
 Rushton, Gil - 1945-48-49-50  
 Russell, J.A. - 1943  
 Russell, Jimmy - 1976  
 Rutledge, Bill - 1943  
 Ryans, Larry - 1989-90-91-92  
 Ryan, Steve - 1977-78

#### S

\* Sadler, Hope - 1902 (Capt.) - 03 (Capt.)  
 Salisbury, Tom - 1943-44-47-48  
 Salley, Grady - 1928-29-30  
 Samnik, Mike - 1990-91  
 \* Sams, Hal - 1916  
 \* Sanders, Al - 1935-36-37  
 Sanders, Smiley - 1971-72-73  
 Sandifer, Red - 1940-41  
 Sanford, Chuck - 1983-84-85  
 Sapp, Patrick - 1992-93-94  
 Sasser, David - 1971-72-73  
 Saunders, Bo - 1945-46  
 Sauve, Jeff - 1991-92-94  
 Scheibel, Tim - 1994  
 \* Schilletter, W.A. (Shorty) - 1911-12-13-14 (Capt.)  
 \* Schneck, J.R. - 1918-19  
 Schonhar, Todd - 1985-86  
 \* Schroder, F.E. - 1912  
 Scott, Jim - 1981-82-83  
 Scott, Randy - 1975-76 (Co-Capt.) 1977 (Capt.) - 1978 (Capt.)  
 Scott, Shane - 1989-90-91  
 Scott, William - 1974-75  
 Scrudato, Ron - 1959-60-61  
 Sealy, Sonny - 1982  
 Sease, Jody - 1984-85  
 Sease, Tommy - 1955-56  
 Seay, Pitts - 1943  
 Seegars, Stacy - 1990-91-92-93  
 Seigler, Eddie - 1970-71-72  
 \* Segars, Al - 1937  
 \* Segars, Kent - 1936  
 Sellers, Joe - 1963-65  
 Setzekorn, Ken - 1984-85  
 Seyle, Rusty - 1986-87-88  
 Sharpe, Bill - 1964  
 Sharpe, Bob - 1938-39-40 (Capt.)  
 Sharpe, Bob Jr. - 1975-76  
 \* Sharpe, F.J. - 1931  
 Shaw, Milt - 1994

\* Shealy, A.S. (Shack) - 1896-97-98 (Capt.) - 99  
 Srealy, Pat - 1971-72  
 Shell, Bob - 1970-72-73  
 Sheppard, Ashley - 1989-90-91-92 (Capt.)  
 Shields, John - 1968-69  
 Shingler, Lowndes - 1958-59-60 (Co-Capt.)  
 Shirley, Jim - 1950-51-52  
 Shish, Paul - 1969  
 \* Shockley, J.A. - 1922  
 Shore, Henry - 1933-34-35 (Capt.)  
 Shown, Jack - 1952-53  
 Shuford, Don - 1934-35-36  
 \* Siegel, Reuben - 1929-30-31  
 Seipe, Jeff - 1970-71-72  
 Silver, Dennis - 1974  
 \* Simmons, T.D. (Shag) - 1919  
 Simmons, Ralph - 1937  
 Simmons, Wayne - 1989-90-91-92 (Capt.)  
 Simpson, Don - 1943  
 Simpson, LaMarick - 1992-93-94  
 Simpson, Tyrone - 1989-90-93  
 Sims, David - 1977-78-79-80  
 Sims, Marvin - 1977-78-79  
 \* Sitton, Vet - 1902-03  
 Sizer, Danny - 1988-89-90  
 Skiffey, Jim - 1962  
 Smalls, Andy - 1950-52-53  
 Smart, Bill - 1944  
 Smith, Bill - 1977-78-79-81  
 Smith, Dennis - 1973-74-75 (Co-Capt.)  
 Smith, Emory - 1993-94  
 Smith, Glenn - 1949-50-51  
 Smith, Gregg - 1976  
 Smith, Harold - 1959  
 Smith, Jack - 1958-59  
 Smith, Joey - 1979-80  
 Smith, Lynn - 1979  
 Smith, Matt - 1977-78-79  
 Smith, Randy - 1965  
 Smith, Richard - 1985-86-97-88  
 Smith, Ronnie - 1974-75-76-77  
 Smith, Sterling - 1949-50  
 Smith, Terry - 1990-91-92-93  
 Smith, Thorny - 1968  
 Smith, Willie - 1954-55-57  
 \* Snead, W.F. (Bill) - 1901  
 \* Snowden, Moon - 1927  
 Snyder, Paul - 1957-58-59 (Co-Capt.)  
 Solomon, Louis - 1992-93-94  
 Soloman, Homer - 1930  
 Soowal, Jeff - 1976-77-78  
 Southerland, Ivan - 1967-68-69 (Capt.)  
 \* Sowell, Frank - 1930  
 Sox, Greg - 1986  
 \* Spearman, Jack - 1920-21 (Capt.)  
 Spector, Robbie - 1988-89-90  
 Speros, Jim - 1980  
 Spiers, Bill - 1986  
 Spooner, Bob - 1955-56-57  
 Spry, David - 1983-85-86-87  
 Squires, Tappey - 1969  
 Stacey, Jack - 1942  
 Stanford, M.C. - 1940  
 Stephens, Darnell - 1991-92-93-94  
 Stephens, Tony - 1986-87  
 Stevens, Alex - 1932-33-34  
 \* Stevens, R.G. - 1909  
 \* Stewart, J.D. - 1924  
 Stewart, Watt - 1944  
 Stocks, Jeff - 1971-72-73  
 Stockstill, Jeff - 1980-81-82  
 Stone, Don - 1973  
 Stough, Tim - 1973-74-75-76  
 Strayer, Phyl - 1969  
 \* Stribling, J.W. - 1913-14-15




- \* Strother, Frank - 1923
- Stuckey, Jim - 1976-77-78-79
- Sublette, Dick - 1948
- \* Suggs, H.L. - 1914-15
- \* Sullivan, Frank - 1897-98-99
- Sultis, Jim - 1945-46-47
- \* Summers, J.C. (Chuck) - 1905-06
- Sursavage, Butch - 1965-66-67
- Sursavage, Jim - 1968-69-70 (Capt.)
- Suttle, Jeff - 1980-81-82-83
- Sutton, George - 1962
- \* Sweatte, Johnny - 1941
- \* Swetenburg, J.R. - 1920-21
- Swift, Bob - 1963
- Swing, Dale - 1982-83-84
- Swofford, Bob - 1927-28-29
- \* Swygert, George - 1896-97

## T

- Talley, J.H. - 1926
- Taylor, Bruce - 1990
- Taylor, Jeff - 1989
- \* Taylor, Jerry - 1961-62
- Taylor, J.W. - 1943
- Taylor, Vince - 1986-87-88-89
- Temples, Jamison - 1992
- \* Tennant, A.B. (Dutch) - 1921-22-23-24
- Testerman, Don - 1974-75
- \* Thackston, L.P. - 1917-18-19
- Thomas, Bill - 1956-57-58 (Capt.)
- Thomas, David - 1972
- Thomas, Doug - 1987-88-89-90
- Thomas, Franklin - 1992-93
- Thomason, Johnny - 1955
- Thompson, Dave - 1968-69-70
- \* Thompson, Doug - 1955
- \* Thompson, J.W. - 1916
- Thompson, Marion - 1950-51-52
- Thompson, Oscar - 1946-47-48
- Thornton, Mark - 1978-79
- \* Thornton, R.E. - 1918
- Thorsland, Oscar - 1960-61-62
- Thurman, Cardell - 1992
- Tice, Johnny - 1954
- \* Tillman, Henry - 1902
- Tillotson, Brian - 1994
- Timmerman, W.P. (Pap) - 1926-27
- Timmons, Charlie - 1939-40-41
- Tinsley, Sid - 1940-41-44 (Alt. Capt.)
- Tisdale, Charlie - 1938-39-40
- Todd, Moe - 1969
- Tolley, Charlie - 1967-69 (Capt.)
- \* Tomkins, F.G. - 1896
- Tomkins, James - 1966-67-68
- Trapp, James - 1989-90-91-92
- Trayham, Arden - 1943
- Treadwell, David - 1985-86-87
- \* Trembley, Jimmy - 1969
- Trexler, Bru - 1937-39
- Trimble, Jamie - 1994
- Triplett, Danny - 1979-80-81-82
- \* Trobaugh, Allen - 1938
- \* Trobaugh, Earl - 1938
- Troy, Mike - 1963-64
- Trumpore, Arthur - 1943
- \* Troutman, John - 1933-34-35
- Tucker, Richard - 1988
- \* Turbeville, A.C. - 1912
- Turbeville, Horace - 1956
- Turner, Bo - 1945-46
- \* Turner, H.M. (Tuck) - 1907
- \* Turnipseed, Rhett - 1922
- Turpin, Bucky - 1966-67
- Tuten, Rich - 1976-77-78
- Tuttle, Perry - 1978-79-80-81 (Capt.)
- Tyler, O.J. - 1974-76
- Tyner, Mitch - 1973-74

## U

- Underwood, Willie - 1977-78-79-80 (Capt.)
- Usher, Lewis - 1991-92-93-94
- Usry, George - 1957-58-59



**Bill Spiers, now with the New York Mets, was Clemson's punter in 1986.**

## V

- \* Valentine, Jack - 1926
- Varn, Guy - 1983
- Varn, Rex - 1976-77-78
- Vaughan, Mark - 1985
- Veronee, Jack - 1959-60-61
- \* Vogel, R.T. - 1896-97

## W

- Wade, Connie - 1966-67
- Wade, Don - 1950-51-52
- \* Wade, Grady - 1920
- Wade, Mike - 1981
- Wagner, Larry - 1958
- Waldrep, Joe - 1964-65
- Waldrep, Perry - 1967
- Walker, Duane - 1984-85-86-87
- Walker, Henry - 1946-47
- \* Walker, John E. - 1923-24-25
- \* Walker, Norman - 1897-98-99 (Capt.); 1900 (Capt.)
- \* Walker, R.H. - 1909-10
- \* Wall, J.E. - 1926
- Wall, Pete - 1953-55
- Wallace, Nelson - 1973-74-75-76
- Walls, Henry - 1983-84-85
- Walters, Henry - 1970-71
- Walters, Joey - 1974-75-76 (Co-Capt.)
- Ward, Billy - 1962-63-64
- Ward, Jimmy - 1950-51-52
- Ware, Billy - 1966-67-68
- \* Warr, Elza - 1926-27
- \* Warren, George - 1906-07
- Washington, Jay - 1972-73
- Waters, Charlie - 1967-68-69
- Watson, Ben - 1969-70
- \* Watson, C.W. - 1933-34
- Watson, John - 1985
- Watson, Marlon "Speedy" - 1994
- Watson, Ronald - 1981-82-83-84
- Watts, Waldo - 1969-70
- Weaver, Billy - 1962-63
- \* Webb, Clare (Tanny) - 1911-12-13-14
- Webb, Gary - 1976-77-78
- \* Webb, H.B. - 1922
- Webb, Hugh - 1940
- Webb, Jack - 1957-58
- \* Webb, Mike - 1904
- Webb, Travers - 1973-75-76-77
- Weddington, Rick - 1976-77
- Weeks, Jimmy - 1975-76-77
- Weeks, Scott - 1981
- Welchel, Ken - 1976-77
- \* Welch, Maxcey - 1930
- Welch, Nelson - 1991-92-93-94
- Wells, Jeff - 1980-82-83-84
- Wells, Jim - 1976-77
- Wells, Jimmy - 1951-52-53
- Wells, Joel - 1954-55-56 (Alt. Capt.)
- Werner, Chuck - 1966-68-69
- Werntz, Eddie - 1960-61-62
- \* Werts, Rufus - 1931-32
- Wertz, J.B. - 1922-23
- Wessinger, Ron - 1989
- West, Calvin - 1959-60-61
- West, Fernandez - 1988-89
- West, Ron - 1978
- White, Clyde - 1952-53-54 (Capt.)
- White, Harvey - 1957-58-59 (Co-Capt.)
- \* White, J.D. - 1896
- White, Raymond - 1994
- \* White, W.P. - 1908-09
- Whitley, Curtis - 1988-90-91
- Whitmire, Jim - 1943-46-47-48
- Whitten, Red - 1952-53-54
- \* Wiehl, E.M. - 1916
- Wiggins, Don - 1969-70
- Wiggs, Milton - 1945
- \* Wild, Ormond - 1953
- \* Wiles, Bill - 1935-36-37
- \* Wilhite, F. T. (Rusty) - 1921
- Williams, Bobby - 1947-48-49
- \* Williams, Bratton - 1923-24
- Williams, Braxton - 1982-83
- Williams, Brett - 1993-94
- \* Williams, Jack - 1920-21-22
- Williams, Jerome - 1986-89
- Williams, Keith - 1983-84-85
- \* Williams, M.H. - 1917-19
- \* Williams, Pat - 1985-86-87-88
- Williams, Paul - 1978
- Williams, Perry - 1983-84-85-86
- Williams, Ray - 1983-84-85-86
- Williams, Rodney - 1985-86-87-88 (Capt.)
- Williams, Ronald - 1990-91-92
- Williams, Scott - 1981-82-83-84
- \* Williams, Tommie - 1904
- Williams, Tommy - 1953-54
- Williams, Toney - 1976-77-78
- Williams, Undre - 1994
- Williamson, Jimmy - 1972-74-75 (Co-Capt.)
- Willimon, Gene - 1932-33

- Wills, Albert - 1950
- \* Willis, Don - 1936-37-38
- \* Wilson, G. C. (Red) - 1921-22-23-24
- Wilson, C. Mond - 1994
- Wilson, Jim - 1959
- Wilson, Mac - 1969-70-71
- Wilson, Pierre - 1990-91-92-93
- Wilson, Ralph - 1944
- \* Windham, E. E. - 1907
- Windham, Kermit - 1936
- Wingo, Bill - 1973-74-75-76
- Winslow, Charles - 1992-93-94
- Wirth, Frank - 1969-71-72 (Capt.)
- Wise, Frank - 1972-73-74-75
- \* Withers, George - 1950-51-52
- Witherspoon, Derrick - 1990-91-92-93
- \* Witsell, F.L. (Fish) - 1915-16-17 (Capt.)
- Wood, Benji - 1994
- Woodruff, Foggy - 1928-29-30
- \* Woods, Charlie - 1936-37-38 (Capt.)
- \* Woods, Footsie - 1941-45
- \* Woods, Smith - 1903
- \* Woodward, Henry - 1932-33-34
- Wya (Capt.)
- \* Woodward, H.M. (Jake) - 1900-09-10
- Woolford, Donnell - 1985-86-87-88 (Capt.)
- \* Wray, A.F. (Bull) - 1921-22
- \* Wray, Jack - 1924-25
- Wright, Charlie - 1940-41-42 (Capt.)
- Wright, Tom - 1940-41
- Wrightenberry, Earl - 1950-51-52
- Wurst, Jim - 1980-81-82
- Wyatt, Antwuan - 1993-94
- Wyatt, Charlie - 1952-53
- Wyatt, Rick - 1977-78-79
- \* Wyndham, Wyndy - 1948-49-50
- Wynn, Stephon - 1991-93-94
- Wyse, Fred - 1935-36-37

## Y

- \* Yarborough, Mule - 1929-30
- Yarbrough, Al - 1933-34-35
- Yauger, Ray - 1968-69-70
- Yeomans, Ken - 1980
- Young, Eric - 1977-78-79
- Young, Will - 1993-94
- Yow, Ken - 1983

## Z

- Zager, Emil - 1958
- \* Zeigler, F.M. - 1920-21-22
- Zeiler, David - 1994

- \* Deceased



# Yearly Opponent Stats



Tiger opponents have failed to average over 130 yards rushing for nine straight years.

Yearly Opponent Stats																								
Year	Plays	Total Yards	Yards Per Game	Yards Per Play	Rush Plays	Net Yds Rush	Yds/Game Rush	Yds Per Rush	Pass Attempts	Pass Completions	Passing Yards	Had Intercepted	Completion %	Yds/Per Game	Punt Avg.	Punt Returns	Punt Ret./Yds	Kickoff Returns	KOR Yards	Interceptions	Int. Yards	First Downs	Points/Game	Turnovers
1938	491	1742	193.6	3.5	386	1211	134.6	3.1	105	39	531	9	.371	33.0						4		84	6.2	17
1939	519	1575	157.5	3.0	410	1126	112.6	2.7	109	32	449	14	.294	44.9						7		80	4.5	26
1940	468	1652	183.6	3.5	339	1094	121.6	3.2	129	46	558	19	.357	62.0						6		92	8.3	27
1941	487	1886	209.6	3.9	334	904	100.4	2.7	153	74	982	12	.484	109.1						10		83	10.1	26
1942	597	2349	234.9	3.9	467	1625	162.5	3.5	130	49	724	12	.380	72.4						15		101	13.8	25
1943	462	2418	302.3	5.2	349	1582	197.8	4.5	113	54	836	12	.478	104.5						10		98	23.1	32
1944	519	2436	270.7	4.7	410	1797	199.7	4.4	109	40	639	14	.367	71.0						16		105	19.9	28
1945	533	1932	193.2	3.6	364	1105	110.5	3.0	169	60	827	19	.355	82.7						13		91	7.3	34
1946	489	2127	265.9	4.3	336	1164	145.5	3.5	153	62	963	12	.405	120.4						15		98	19.3	29
1947	544	2189	243.7	4.0	404	1223	135.9	3.0	140		966	7		107.3						19		104	16.2	23
1948		1949	177.2			1116	101.5		161	61	833	21	.379	75.7						15		99	6.9	31
1949	621	3169	316.9	5.1	460	2168	216.8	4.7	161	76	1001	14	.472	100.1						13		147	21.6	33
1950	570	2255	225.5	4.0	354	1365	136.5	3.9	216	83	890	17	.384	89.0	38.3	14	153			8	79	97	6.2	35
1951	618	2259	225.9	3.7	442	1383	138.3	3.1	176	61	876	13	.347	87.6	39.2	32	429			29		103	9.7	28
1952	620	2317	257.4	3.7	459	1436	159.6	3.1	161	62	881	16	.385	97.9	37.2	35	269	28	412	19	193	113	17.4	32
1953	518	2461	273.4	4.8	367	1478	164.2	4.0	151	54	983	14	.357	109.2	31.0	15	401	28	767	15	230	116	19.1	27
1954	528	1761	176.1	3.3	388	969	96.9	2.5	140	66	792	10	.471	79.2	35.5	19	161	41	748	11	218	96	12.1	23
1955	561	2478	247.8	4.4	427	1624	162.4	3.8	134	49	854	13	.370	85.4	34.3	8	142	33	709	13	85	138	14.4	28
1956	635	2448	244.8	3.9	511	1922	192.2	3.8	124	48	526	12	.388	52.6	33.6	19	122	27	506	7	44	133	7.4	30
1957	592	2159	215.9	3.6	463	1562	156.2	3.4	129	49	597	7	.379	59.7	33.3	6	63	40	808	8	62	111	7.8	15
1958	646	2673	243.0	4.1	454	1517	137.9	3.3	192	88	1156	8	.459	105.1	37.5	22	179	29	604	9	48	148	12.5	23
1959	603	2130	193.6	3.5	430	1174	106.7	2.7	189	80	956	8	.423	86.9	36.3	24	151			20		114	8.5	26
1960	573	2143	214.3	3.7	389	1143	114.3	2.9	184	94	1000	11	.510	100.0	34.1	19	165	37	766	10		116	12.4	17
1961	567	2340	234.0	4.1	399	1275	127.5	3.2	198	88	1265	8	.444	126.5	37.8	27	265	38	725	14	151	114	12.6	17
1962	577	2403	240.3	4.2	395	1213	121.3	3.0	182	91	1198	13	.500	119.0	37.3	27	296	36	776	16	266	127	13.0	22
1963	544	1847	184.7	3.4	344	931	93.1	2.7	200	79	916	8	.395	91.6	36.5	18	183	37	834	16	219	104	14.0	25
1964	641	2710	271.0	4.2	439	1605	160.5	3.4	202	87	1105	19	.431	110.5	32.3	30	317	28	531	16	229	141	13.5	34
1965	622	2515	251.5	4.0	448	1514	151.4	3.4	174	79	1001	10	.454	100.1	37.8	29	339	15	439	15	154	141	13.7	29
1966	681	3164	316.4	4.6	444	1753	175.3	3.9	237	117	1411	12	.494	141.1	39.6	27	229	33	694	15	158	169	17.7	21
1967	661	2577	257.7	3.9	455	1396	139.6	3.1	206	92	1181	9	.447	118.1	35.8	36	389	34	748	13	102	137	12.8	21
1968	748	3386	338.6	4.5	483	1319	131.9	2.8	285	143	2067	17	.502	206.7	37.3	28	331	39	811	19	183	174	17.9	34
1969	784	3579	357.9	4.6	542	1933	193.3	3.6	252	117	1646	12	.460	164.6	37.8	28	206	27	591	24	213	190	25.0	25
1970	838	4768	433.4	5.7	578	2781	252.8	4.9	260	148	1987	14	.569	180.6	38.3	42	381	32	596	12	118	228	28.5	31
1971	766	3352	304.7	4.4	534	2078	188.9	3.9	232	108	1282	19	.466	116.5	40.0	38	255	36	682	14	204	182	18.4	32
1972	773	3896	354.2	5.0	561	2433	221.2	4.3	212	104	1463	15	.490	133.0	38.1	29	310	31	633	10	196	198	22.3	29
1973	814	4072	370.2	5.0	624	2850	259.1	4.6	190	93	1222	19	.495	111.1	39.8	27	252	44	919	10	87	223	23.9	37
1974	789	3950	359.1	5.0	580	2586	235.1	4.5	209	102	1414	13	.488	128.5	39.2	27	280	40	781	8	82	211	22.7	28
1975	785	4434	403.1	5.6	648	3416	310.5	5.3	137	75	1017	6	.547	92.5	39.9	32	248	33	674	9	213	237	34.6	18
1976	809	4201	381.9	5.2	586	2586	235.1	4.4	223	115	1615	9	.515	146.8	38.8	25	192	22	346</					





# Yearly Clemson Stats

Clemson has committed less than 20 turnovers five of the last six years.

Year	Games	Plays	Total Yards	Yards Per Game	Yards Per Play	Rush Plays	Net Yds Rush	Yards/Game Rush	Yds Per Rush	Pass Attempts	Pass Completions	Passing Yards	Had Intercepted	Completion %	Yds/Per Game	Punt Avg.	Punt Returns	Punt Ret./Yds	Kickoff Returns	KOR Yards	Interceptions	Int. Yards	First Downs	Points/Game	Turnovers
1938	9	461	2151	239.0	4.7	396	1638	182.0	4.1	65	32	513	4	.492	57.0	38.0	41	584	15	321	9	111	94	16.2	10
1939	10	558	2820	282.0	5.1	480	2185	218.5	4.6	78	33	635	7	.423	63.5	41.0	43	271	12	230	14	116	113	16.5	26
1940	9	552	2391	265.7	4.3	448	1794	199.3	4.0	104	33	597	6	.317	66.3	37.0	43	372	11	155	19	209	108	20.2	8
1941	9	582	2977	330.8	5.1	439	2226	247.3	5.1	143	43	751	10	.301	83.4	40.5	52	560	20	428	12	150	111	25.9	23
1942	10	535	1876	187.6	3.5	399	1277	127.7	3.2	106	43	599	15	.410	59.9	37.3	43	296	17	307	12	149	95	10.0	29
1943	8	387	1456	182.0	3.8	306	1057	132.1	3.5	81	25	399	10	.309	49.9	36.4	28	237	16	289	12	70	60	11.8	23
1944	9	482	2070	230.0	4.3	394	1696	188.4	4.3	88	21	374	16	.239	41.6	38.6	36	256	33	648	14	102	105	18.3	26
1945	10	548	2600	260.0	4.7	453	2064	206.4	4.6	95	27	536	13	.284	53.6	36.0	53	466	23	429	19	235	104	21.1	30
1946	9	442	2046	255.8	4.6	309	995	124.4	3.2	133	62	1051	15	.466	131.4	36.2	22	137	57	488	12	121	90	15.6	24
1947	9	483	2673	297.0	5.5	330	1340	148.9	4.1	153	67	1333	19	.438	148.1	41.2	28	224	22	419	7	120	95	22.9	35
1948	11	646	3456	315.1	5.4	503	2456	223.2	4.9	143	53	1000	15	.371	90.9	42.7	37	634	16	341	21	234	140	24.9	39
1949	10	598	3124	312.4	5.2	418	2003	200.3	4.8	180	62	1121	13	.344	112.1	40.3	20	252	38	557	14	145	141	23.2	22
1950	10	630	3881	388.1	6.2	504	2648	264.8	5.3	126	53	1233	8	.420	137.0	36.7	24	307	21	305	17	169	139	32.9	19
1951	10	671	3319	331.9	4.9	487	2186	218.6	4.5	184	73	1133	15	.400	113.3	32.9	36	302	22	392	25	361	164	19.6	27
1952	9	552	2179	242.1	3.9	420	1595	177.2	3.8	132	45	584	19	.341	64.9	36.4	29	262	27	533	16	145	100	12.4	36
1953	9	568	2750	305.6	4.8	426	1792	199.1	4.2	142	60	958	15	.422	106.4	36.4	12	125	32	473	14	150	127	15.6	39
1954	10	616	2916	291.6	4.7	506	2081	208.1	4.1	110	44	835	11	.400	83.5	36.6	30	489	25	405	10	139	151	19.3	33
1955	10	600	3057	305.7	5.1	485	2200	220.0	4.5	115	44	857	13	.383	85.7	31.1	16	202	25	516	13	154	156	20.6	23
1956	11	629	2512	251.2	4.0	548	2166	216.6	4.0	81	25	346	7	.309	34.6	35.3	21	214	22	469	12	145	152	14.6	22
1957	10	646	3277	327.7	5.1	517	2232	223.2	4.3	130	57	1045	8	.439	104.5	33.2	22	214	19	350	7	135	170	21.6	24
1958	11	744	3344	304.0	4.5	604	2426	220.5	4.0	140	69	918	9	.493	83.5	32.0	40	450	29	570	8	61	178	15.4	23
1959	11	746	3300	300.0	4.4	581	2128	193.5	3.7	165	77	1168	10	.467	106.2	34.5	47	531	28	668	20	349	184	25.9	24
1960	10	724	3060	306.0	4.2	535	1944	194.4	3.6	189	81	1116	10	.429	111.6	36.2	34	374	27	467	11	161	176	19.7	23
1961	10	708	3075	307.5	4.3	499	1783	178.3	3.6	209	91	1292	14	.435	129.2	38.8	36	572	29	584	8	119	172	19.9	25
1962	10	695	2897	289.7	4.2	545	2054	205.4	3.8	150	63	843	16	.420	84.3	39.7	25	299	29	658	13	118	170	16.8	33
1963	10	741	3139	313.9	4.2	565	1959	195.9	3.5	176	72	1180	16	.409	118.0	30.1	38	407	32	652	8	58	166	18.1	42
1964	10	644	2245	224.5	3.5	493	1696	168.6	3.4	151	44	559	16	.291	55.9	36.5	32	261	28	570	19	145	128	10.5	32
1965	10	680	2789	278.9	4.1	472	1569	156.9	3.3	208	91	1220	15	.438	122.0	39.1	28	229	29	612	10	51	161	11.7	31
1966	10	614	3056	305.6	4.9	419	1520	152.0	3.6	195	105	1536	15	.538	153.6	38.9	35	281	37	852	12	123	150	17.4	30
1967	10	711	3121	312.1	4.4	483	1887	188.7	3.9	228	105	1234	13	.460	123.4	37.9	37	387	25	426	10	116	167	16.6	21
1968	10	722	3094	309.4	4.3	503	1803	180.3	3.6	219	98	1291	19	.447	129.1	36.7	30	302	30	702	17	94	156	18.4	37
1969	10	711	3157	315.7	4.4	430	1402	140.2	3.3	281	133	1755	24	.475	175.5	38.1	25	215	44	952	12	102	165	17.8	43
1970	11	760	2760	250.9	3.6	458	1201	109.2	2.6	302	145	1559	12	.480	141.7	36.8	27	403	57	1187	14	344	159	14.9	19
1971	11	746	2845	258.6	3.8	554	1582	143.8	3.8	192	82	1263	14	.427	114.8	36.7	24	254	32	656	19	176	158	14.1	30
1972	11	742	2928	266.2	3.9	590	2058	187.1	3.5	152	64	870	9	.421	79.1	38.4	32	194	41	763	15	74	160	13.0	26
1973	11	796	4009	364.5	5.0	591	2497	227.0	4.1	205	90	1512	10	.439	137.5	41.8	31	227	43	831	19	213	204	21.0	31
1974	11	749	3659	332.6	4.9	611	2543	231.2	4.2	138	62	1116	8	.449	101.5	39.5	27	285	37	744	13	132	196	22.4	29
1975	11	746	3722	338.4	5.0	538	1924	174.9	3.6	208	111	1798	9	.533	163.5	34.8	22	145	49	876	6	59	195	16.1	35
1976	11	750	3707	337.0	4.9	573	2463	223.8	4.3	177	87	1245	10	.492	113.2	38.2	16	88	34	547	9	24	206	15.6	34
1977	12	852	4075	339.6	4.8	639	2369	197.4	3.7	213	111	1706	8	.521	142.2	38.4	37	335	32	648	8	234	216	19.0	30
1978	12	946	5134	427.8	5.4	741	3469	289.1	4.7	205	111	1665	5	.541	138.8	39.4	23	288	25	486	24	327	273	30.7	21
1979	12	911	3901	325.1	4.3	725	2689	224.1	3.7	186	93	1212	10	.500	101.0	43.0	29	193	24	363	16	216	228	17.1	21
1980	11	813	3675	334.1	4.5	590	1993	181.2	3.4	223	109	1682	13	.488	152.8	37.7	28	175	32	502	12	175	203	19.7	36
1981	12	910	4698	391.5	5.2	705	2977	248.1	4.2	205	112	1721	10	.546	143.4	42.1	37	333	20	409	23	190	254	28.2	24
1982	11	796	3869	354.2	4.9	618	2604	236.7	4.2	178	98	1265	12	.551	115.0	39.9	24	160	17	312	21	261	210	26.3	24
1983	11	778	4219	383.5	5.4	588	2752	250.2	4.7	190	104	1467	11	.547	133.4	43.3	17	83	34	648	20	208	219	30.7	24
1984	11	768	4184	380.4	4.5	521	2326	211.5	4.5	247	137	1858	12	.555	168.9	44.0	32	206	27	522	16	114	221	31.5	27
1985	12	860	4283	356.9	5.0	603	2688	224.0	4.5	257	125	1595	10	.486	132.9	39.9	19	100	43	915	11	86	235	20.3	33
1986	12	917	4570	380.8	5.0	705	3245	270.4	4.6	212	104	1325	11	.491	110.4	38.5	36	313	39	977	16	180	242	24.7	24
1987	12	887	4542	378.5	5.1	661	2972	247.7	4.5	226	109	1570	12	.482	130.8	38.3	53	720	34	724	19	147	235	27.8	29
1988	12	874	4615	384.6	5.3	673	3241	270.1	4.8	201	85	1374	4	.423	114.5	41.1	41	269	27	538	15	171	241	28.5	13
1989	12	873	4561	380.1	5.2	678	2841	234.9	4.2	195	117	1720	6	.600	139.8	42.7	36	354	26	581	21	318	253	30.7	15
1990	12	882	4265	355.4	4.8	667	2956	246.3	4.4	215	107	1309	5	.497	109.1	43.7	52	422	29	627	16	181	225	27.7	17
1991	12	918	4836	403.0	5.3	658	3019	251.6	4.6	260	140	1817	11	.538	151.4	35.6	49	555	31	623	9	39	253	26.4	29
1992	11	824	4054	368.5	4.9	580	2828	257.1	4.9	224	103	1226	5	.422	111.5	40.0	37	268	35	650	14	258	205	23.7	18
1993	12	804	3728	310.7	4.6	602	2131	177.6	3.5	202	100	1597	10	.495	133.1	34.1	27	347	40						





# All-Time Results

## 1896 (2-1)

O. 31 14-6 W A Furman  
N. 12 6-12 L A S. Carolina  
N. 21 16-0 W A Wofford

## 1897 (2-2)

O. 9 0-24 L A Georgia  
O. 23 10-0 W A Charlotte "Y"  
O. 25 0-28 L A N. Carolina  
N. 10 20-6 W A S. Carolina

## 1898 (3-1)

O. 8 8-20 L A Georgia  
O. 20 55-0 W H Bingham  
N. 17 24-0 W A S. Carolina  
N. 24 23-0 W N1 Georgia Tech  
N1 at Augusta, GA

## 1899 (4-2)

O. 7 0-11 L A Georgia  
O. 14 10-0 W N1 Davidson  
O. 28 0-34 L A Auburn  
N. 9 34-0 W A S. Carolina  
N. 18 24-0 W N1 N.C. State  
N. 30 41-5 W N2 Georgia Tech  
N1 at Rock Hill, SC  
N2 at Greenville, SC

## 1900 (6-0)

O. 19 64-0 W H Davidson  
O. 22 21-0 W A Wofford  
N. 1 51-0 W A S. Carolina  
N. 10 39-5 W A Georgia  
N. 24 12-5 W N1 VPI  
N. 29 35-0 W N2 Alabama  
N1 at Charlotte, NC  
N2 at Birmingham, AL

## 1901 (3-1-1)

O. 5 122-0 W H Guilford  
O. 19 6-6 T A Tennessee  
O. 26 29-5 W A Georgia  
O. 31 11-17 L N1 VPI  
N. 28 22-10 W N2 N. Carolina  
N1 at Columbia, SC  
N2 at Charlotte, NC

## 1902 (6-1)

O. 4 11-5 W H N.C. State  
O. 18 44-5 W A Georgia Tech  
O. 24 28-0 W A Furman  
O. 30 6-12 L A S. Carolina  
N. 8 36-0 W H Georgia  
N. 15 16-0 W A Auburn  
N. 27 11-0 W A Tennessee

## 1903 (4-1-1)

O. 10 29-0 W A Georgia  
O. 17 73-0 W A Georgia Tech  
O. 28 24-0 W N1 N.C. State  
N. 14 6-11 L A N. Carolina  
N. 21 24-0 W A Davidson  
N. 26#11-11 T N2 Cumberland (TN)  
N1 at Columbia, SC; N2 at Montgomery, AL; SIAA Championship Game

## 1904 (3-3-1)

O. 8 18-0 W N1 Alabama  
O. 15 0-5 L H Auburn  
O. 22 10-0 W H Georgia  
O. 27 5-11 L N2 Sewanee  
N. 5 11-11 T A Georgia Tech  
N. 12 6-0 W A Tennessee  
N. 24 0-18 L A N.C. State  
N1 at Birmingham, AL  
N2 at Columbia, SC

## 1905 (3-2-1)

O. 14 5-5 T H Tennessee  
O. 21 35-0 W A Georgia  
O. 25 25-0 W N1 Alabama  
N. 11 26-0 W A Auburn  
N. 18 0-41 L A Vanderbilt  
N. 30 10-17 L A Georgia Tech  
N1 at Columbia, SC

## 1906 (4-0-3)

O. 13 0-0 T H VPI  
O. 20 6-0 W H Georgia  
O. 25 0-0 T N1 N.C. State  
N. 3 0-0 T A Davidson  
N. 10 6-4 W H Auburn  
N. 19 16-0 W H Tennessee  
N. 29 10-0 W A Georgia Tech  
N1 at Columbia, SC

## 1907 (4-4)

S. 28 5-0 W H Gordon  
O. 9 35-0 W H Maryville  
O. 21 0-4 L H Tennessee  
O. 31 15-6 W N1 N. Carolina  
N. 4 0-12 L A Auburn  
N. 7 0-8 L N2 Georgia  
N. 9 6-10 L H Davidson  
N. 28 6-5 W A Georgia Tech  
N1 at Columbia, SC  
N2 at Augusta, GA

## 1908 (1-6)

S. 26 15-0 W H Gordon  
O. 10 0-6 L H VPI  
O. 17 0-41 L A Vanderbilt  
O. 28 0-13 L N1 Davidson  
N. 5 0-8 L N2 Georgia  
N. 14 5-6 L A Tennessee  
N. 26 6-30 L A Georgia Tech  
N1 at Columbia, SC  
N2 at Augusta, GA

## 1909 (6-3)

S. 27 26-0 W H Gordon  
O. 2 0-6 L A VPI  
O. 9 17-5 W N1 Davidson  
O. 16 0-3 L N2 Alabama  
O. 23 19-0 W H Port Royal  
N. 4 6-0 W A S. Carolina  
N. 10 5-0 W N3 Georgia  
N. 13 17-0 W A The Citadel  
N. 25 3-29 L A Georgia Tech  
N1 at Charlotte, NC  
N3 at Augusta, GA  
N2 at Birmingham, AL

## 1910 (4-3-1)

S. 24 26-0 W H Gordon  
O. 1 0-3 L H Mercer  
O. 8 24-0 W A Samford  
O. 15 32-0 W A The Citadel  
O. 22 0-17 L A Auburn  
N. 3 24-0 W A S. Carolina  
N. 10 0-0 T N1 Georgia  
N. 24 0-34 L A Georgia Tech  
N1 at Augusta, GA

## 1911 (3-5)

O. 14 0-29 L H Auburn  
O. 21 15-0 W H Samford  
O. 25 5-6 L H Florida  
N. 2 27-0 W A S. Carolina  
N. 4 18-0 W A The Citadel  
N. 9 0-22 L N1 Georgia  
N. 18 6-20 L N2 Mercer  
N. 30 0-31 L A Georgia Tech  
N1 at Augusta, GA  
N2 at Columbus, GA

## 1912 (4-4)

O. 5 59-0 W A Samford  
O. 12 26-0 W H Riverside  
O. 19 6-27 L A Auburn  
O. 26 52-14 W H The Citadel  
O. 31 7-22 L A S. Carolina  
N. 7 6-27 L N1 Georgia  
N. 16 21-13 W A Mercer  
N. 28 0-20 L A Georgia Tech  
N1 at Augusta, GA

## 1913 (4-4)

O. 4 6-3 W H Davidson  
O. 11 0-20 L A Alabama  
O. 18 0-20 L H Auburn  
O. 30 32-0 W A S. Carolina  
N. 6 15-18 L N1 Georgia  
N. 8 7-3 W A The Citadel  
N. 17 52-0 W A Mercer  
N. 27 0-34 L A Georgia Tech  
N1 at Augusta, GA

## 1914 (5-3-1)

O. 3 0-0 T A Davidson  
O. 10 0-27 L A Tennessee  
O. 17 0-28 L A Auburn  
O. 22 57-0 W A Furman  
O. 29 29-6 W A S. Carolina  
O. 31 14-0 W A The Citadel  
N. 7 35-13 W A Georgia  
N. 14 27-23 W N1 VMI  
N. 26 6-26 L A Georgia Tech  
N1 at Richmond, VA



Clemson's 1910 team shut out five of its eight opponents.

## 1915 (2-4-2)

S. 25 94-0 W A Furman  
O. 2 6-6 T H \*Davidson  
O. 9 3-0 W A Tennessee  
O. 16 0-14 L N1 Auburn  
O. 28 0-0 T A S. Carolina  
N. 6 7-9 L N2 N. Carolina  
N. 13 3-6 L N3 VMI  
N. 25 0-13 L A Georgia  
\*Dedication of Riggs Field  
N1 at Anderson, SC  
N2 at Greenville, SC  
N3 at Richmond, VA

## 1916 (3-6)

S. 30 7-6 W H Furman  
O. 7 0-26 L N1 Georgia  
O. 14 0-14 L H Tennessee  
O. 20 0-28 L A Auburn  
O. 26 27-0 W A S. Carolina  
N. 11 7-37 L N2 VMI  
N. 16 0-3 L N3 The Citadel  
N. 22 40-0 W H Presbyterian  
N. 30 0-33 L N4 Davidson  
N1 at Anderson, SC  
N2 at Richmond, VA  
N3 at Orangeburg, SC  
N4 at Charlotte, NC

## 1917 (6-2)

S. 28 13-0 W H Presbyterian  
O. 13 38-0 W A Furman  
O. 19 0-7 L H Auburn  
O. 25 21-13 W A S. Carolina  
N. 1 27-16 W A Wofford  
N. 8 20-0 W N1 The Citadel  
N. 17 55-7 W N2 Florida  
N. 29 9-21 L N3 Davidson  
N1 at Orangeburg, SC  
N2 at Jacksonville, FL  
N3 at Charlotte, NC

## 1918 (5-2)

S. 27 65-0 W H Camp Sevier  
O. 5 0-28 L A Georgia Tech  
N. 2 39-0 W A S. Carolina  
N. 9 13-66 L H Camp Hancock  
N. 16 7-0 W N1 The Citadel  
N. 23 67-7 W H Furman  
N. 28 7-0 W H Davidson  
N1 at Columbia, SC

## 1919 (6-2-2)

S. 27 53-0 W H Erskine  
O. 3 7-0 W H Davidson  
O. 11 0-28 L A Georgia Tech  
O. 17 0-7 L A Auburn  
O. 25 14-0 W H Tennessee  
O. 30 19-6 W A S. Carolina  
N. 7 19-7 W H Presbyterian  
N. 13 33-0 W N1 The Citadel  
N. 21 7-7 T A Furman  
N. 27 0-0 T A Georgia  
N1 at Orangeburg, SC

## 1920 (4-6-1)

S. 24 26-0 W H Erskine  
O. 1 7-7 T H Presbyterian

O. 2 26-6 W H Newberry  
O. 9 13-7 W H Wofford  
O. 15 0-21 L H Auburn  
O. 23 0-26 L A Tennessee  
O. 28 0-3 L A S. Carolina  
N. 6 0-7 L A Georgia Tech  
N. 11 26-0 W N1 The Citadel  
N. 20 0-14 L A Furman  
N. 25 0-55 L A Georgia  
N1 at Orangeburg, SC

## 1921 (1-6-2)

O. 1 0-14 L A Centre  
O. 7 34-0 W H Presbyterian  
O. 14 0-56 L A Auburn  
O. 21 0-0 T A Furman  
O. 27 0-21 L A S. Carolina  
N. 5 7-48 L A Georgia Tech  
N. 10 7-7 T N1 The Citadel  
N. 18 0-13 L H Erskine  
N. 24 0-28 L A Georgia  
N1 at Orangeburg, SC

## 1922 (5-4)

S. 30 0-21 L H Centre  
O. 7 57-0 W H Newberry  
O. 13 13-0 W H Presbyterian  
O. 26 3-0 W A S. Carolina  
N. 4 7-21 L A Georgia Tech  
N. 11 18-0 W A The Citadel  
N. 18 52-0 W H Erskine  
N. 25 6-20 L A Furman  
D. 2 14-47 L N1 Florida  
N1 at Jacksonville, FL

## 1923 (5-2-1)

S. 29 0-0 T H Auburn  
O. 6 32-0 W H Newberry  
O. 13 7-28 L A Centre  
O. 25 7-6 W A S. Carolina  
N. 3 6-25 L A VPI  
N. 9 12-0 W H Davidson  
N. 17 20-0 W H Presbyterian  
N. 29 7-6 W A Furman

## 1924 (2-6)

S. 27 60-0 W H Elon  
O. 4 0-13 L A Auburn  
O. 11 14-0 W H Presbyterian  
O. 23 0-3 L A S. Carolina  
N. 1 6-50 L H VPI  
N. 8 0-7 L N1 Davidson  
N. 15 0-20 L N2 The Citadel  
N. 27 0-3 L H Furman  
N1 at Charlotte, NC  
N2 at Anderson, SC

## 1925 (1-7)

S. 26 9-14 L H Presbyterian  
O. 3 6-13 L H Auburn  
O. 10 6-19 L A Kentucky  
O. 22 0-33 L A S. Carolina  
O. 29 0-13 L A Wofford  
N. 7 0-42 L H Florida  
N. 14 6-0 W A The Citadel  
N. 26 0-26 L A Furman

Clemson did not have a losing season between 1896 and 1907.





**Josh Cody (center) and his coaching staff had a perfect record against South Carolina and won 24 games between 1928-30.**

#### 1926 (2-7)

S. 18	7-0 W	H	Erskine
S. 25	0-14 L	H	Presbyterian
O. 2	0-47 L	A	Auburn
O. 9	7-3 W	H	N.C. State
O. 21	0-24 L	A	S. Carolina
O. 28	0-3 L	A	Wofford
N. 6	0-33 L	A	Florida
N. 13	6-15 L	H	The Citadel
N. 25	0-30 L	A	Furman

#### 1927 (5-3-1)

S. 24	0-0 T	H	Presbyterian
O. 1	3-0 W	H	Auburn
O. 8	6-18 L	A	N.C. State
O. 14	25-6 W	H	Erskine
O. 20	20-0 W	A	S. Carolina
O. 29	6-0 W	H	Wofford
N. 5	13-0 W	A	The Citadel
N. 12	0-32 L	A	Georgia
N. 24	0-28 L	A	Furman

#### 1928 (8-3)

S. 22	30-0 W	H	Newberry
S. 29	6-0 W	H	Davidson
O. 6	6-0 W	A	Auburn
O. 12	7-0 W	N1	N.C. State
O. 19	52-0 W	H	Erskine
O. 25	32-0 W	A	S. Carolina
N. 3	7-26 L	A	Mississippi
N. 10	12-0 W	N2	VMI
N. 17	6-27 L	N3	Florida
N. 29	27-12 W	A	Furman
D. 8	7-12 L	A	The Citadel
N1 at Florence, SC			
N2 at Lynchburg, VA			
N3 at Jacksonville, FL			

#### 1929 (8-3)

S. 21	68-0 W	H	Newberry
S. 28	32-14 W	N1	Davidson
O. 5	26-7 W	H	Auburn
O. 11	26-0 W	N2	N.C. State
O. 18	30-0 W	A	Wofford
O. 24	21-14 W	A	S. Carolina
N. 2	6-44 L	A	Kentucky
N. 9	0-12 L	N3	VMI
N. 16	7-13 L	A	Florida
N. 23	13-0 W	H	The Citadel
N. 28	7-6 W	H	Furman
N1 at Charlotte, NC			
N2 at Florence, SC			
N3 at Norfolk, VA			

#### 1930 (8-2)

S. 20	28-7 W	H	Presbyterian
S. 27	32-0 W	H	Wofford
O. 3	13-7 W	N1	The Citadel
O. 11	27-0 W	N2	N.C. State
O. 17	75-0 W	H	Newberry
O. 23	20-7 W	A	S. Carolina
N. 1	0-27 L	A	Tennessee
N. 8	32-0 W	N3	VMI
N. 15	0-27 L	N4	Florida

N. 27	12-7 W	A	Furman
N1 at Florence, SC			
N2 at Charlotte, NC			
N3 at Norfolk, VA			
N4 at Jacksonville, FL			

#### 1931 (1-6-2)

S. 25	0-0 T	H	Presbyterian
O. 3	0-44 L	A	Tennessee
O. 10	6-0 W	N1	N.C. State
O. 16	0-6 L	N2	The Citadel
O. 22	0-21 L	A	S. Carolina
O. 31	0-12 L	H	Oglethorpe
N. 7	6-7 L	N3	VMI
N. 14	7-74 L	N4	Alabama
N. 26	0-0 T	A	Furman
N1 at Charlotte, NC			
N2 at Florence, SC			
N3 at Norfolk, VA			
N4 at Montgomery, AL			

#### 1932 (3-5-1)

S. 23	13-0 W	H	Presbyterian
O. 1	14-32 L	A	Georgia Tech
O. 8	0-13 L	A	N.C. State
O. 14	19-0 W	H	Erskine
O. 20	0-14 L	A	S. Carolina
O. 29	7-7 T	A	Davidson
N. 5	18-6 W	A	The Citadel
N. 11	18-32 L	H	Georgia
N. 24	0-7 L	A	Furman

#### 1933 (3-6-2)

S. 23	6-6 T	H	Presbyterian
S. 30	2-39 L	A	Georgia Tech
O. 7	9-0 W	H	N.C. State
O. 13	0-0 T	A	%Geo. Wash.
O. 19	0-7 L	A	S. Carolina
O. 28	0-13 L	N1	Mississippi
N. 4	13-0 W	N2	Wake Forest
N. 11	13-14 L	A	Wofford
N. 18	0-13 L	N3	Mercer
N. 25	7-0 W	H	The Citadel
N. 30	0-6 L	A	Furman
N1 at Meridian, MS			
N2 at Charlotte, NC			
N3 at Savannah, GA			
% - First night game			

#### 1934 (5-4)

S. 22	6-0 W	H	Presbyterian
S. 29	7-12 L	A	Georgia Tech
O. 6	6-20 L	A	Duke
O. 13	0-7 L	A	Kentucky
O. 25	19-0 W	A	S. Carolina
N. 3	12-6 W	A	N.C. State
N. 10	0-40 L	A	Alabama
N. 17	32-0 W	N1	Mercer
N. 29	7-0 W	H	Furman
N1 at Savannah, GA			

#### 1935 (6-3)

S. 21	25-6 W	H	Presbyterian
S. 28	28-7 W	A	VPI

O. 5	13-7 W	H	Wake Forest
O. 12	12-38 L	A	Duke
O. 24	44-0 W	A	S. Carolina
N. 2	13-0 W	N1	Mercer
N. 9	0-33 L	A	Alabama
N. 16	6-0 W	A	The Citadel
N. 28	6-8 L	A	Furman
N1 at Augusta, GA			

#### 1936 (5-5)

S. 19	19-0 W	H	Presbyterian
S. 26	20-0 W	H	VPI
O. 3	0-32 L	A	Alabama
O. 10	0-25 L	A	Duke
O. 16	0-6 L	A	%Wake Forest
O. 22	19-0 W	A	S. Carolina
O. 31	14-13 W	A	Georgia Tech
N. 7	20-0 W	A	The Citadel
N. 14	6-7 L	A	Kentucky
N. 26	0-12 L	H	Furman

#### 1937 (4-4-1)

S. 18	46-0 W	H	Presbyterian
S. 25	0-7 L	A	Tulane
O. 2	6-21 L	A	Army
O. 9	0-14 L	A	Georgia
O. 21	34-6 W	A	S. Carolina
O. 30	32-0 W	H	Wake Forest
N. 6	0-7 L	A	Georgia Tech
N. 13	10-9 W	A	Florida
N. 25	0-0 T	A	Furman

#### 1938 (7-1-1, 3-0-1, 2nd in So. Conf.)

S. 17	26-0 W	H	Presbyterian
S. 24	13-10 W	A	Tulane
O. 1	7-20 L	A	Tennessee
O. 8	7-7 T	N1	VMI
O. 20	34-12 W	A	S. Carolina
O. 28	7-0 W	A	%Wake Forest
N. 5	27-0 W	N2	Geo. Wash.
N. 12	14-0 W	A	Kentucky
N. 24	10-7 W	H	Furman
N1 at Charlotte, NC			
N2 at Greenville, SC			

#### 1939 (9-1, 4-0, 2nd in So. Conf.)

Ranked 12th in AP			
S. 23	18-0 W	H	Presbyterian
S. 30	6-7 L	A	Tulane
O. 7	25-6 W	N1	N.C. State
O. 19	27-0 W	A	S. Carolina
O. 28	15-7 W	A	Navy
N. 3	13-6 W	A	%Geo. Wash.
N. 11	20-7 W	H	Wake Forest
N. 18	21-6 W	A	Southwest. (16-NR)
N. 25	14-3 W	A	Furman (15-NR)
J. 1	6-3 W	N2	Boston Coll. (12-11)
N1 at Charlotte, NC			
N2 at Cotton Bowl, Dallas, TX			

#### 1940 (6-2-1, 4-0, So. Conf. Champs)

S. 21	38-0 W	A	Presbyterian
S. 28	26-0 W	H	Wofford
O. 5	26-7 W	N1	N.C. State
O. 12	39-0 W	H	Wake Forest
O. 24	21-13 W	A	S. Car. (13-NR)
N. 2	0-13 L	A	Tulane (10-NR)
N. 9	7-21 L	A	Auburn
N. 16	12-12 T	A	Southwestern
N. 23	13-7 W	A	Furman
N1 at Charlotte, NC			

#### 1941 (7-2, 5-1, 3rd in So. Conf.)

S. 20	41-12 W	H	Presbyterian
S. 27	36-7 W	A1	VMI
O. 4	27-6 W	N2	N.C. State
O. 11	26-13 W	A	Boston College
O. 23	14-18 L	A	S. Car. (14-NR)
O. 31	19-0 W	A	%Geo. Wash.
N. 15	29-0 W	H	Wake Forest
N. 22	34-6 W	A	Furman (18-NR)
N. 29	7-28 L	A	Auburn (16-NR)
A1 at Lynchburg, VA			
N2 at Charlotte, NC			

#### 1942 (3-6-1, 2-3-1, 9th in So. Conf.)


S. 19	32-13 W	H	#Presbyterian
S. 26	0-0 T	A1	VMI
O. 3	6-7 L	N2	N.C. State
O. 10	7-14 L	A	Boston College
O. 22	18-6 W	A	%S. Carolina
O. 31	6-19 L	A	†Wake Forest
N. 7	0-7 L	H	Geo. Wash.
N. 14	6-24 L	A	Jax. N.A.S.
N. 21	12-7 W	H	Furman
N. 28	13-41 L	A	Auburn (NR-16)
A1 at Lynchburg, VA			
N2 at Charlotte, NC			
#First game in Memorial Stadium			
†Clemson's 200th win			

#### 1943 (2-6, 2-3, 7T in So. Conf.)

S. 25	12-13 L	H	Presbyterian
O. 2	19-7 W	N1	%N.C. State
O. 9	7-12 L	N2	VMI
O. 21	6-33 L	A	S. Carolina
O. 30	12-41 L	H	Wake Forest
N. 6	26-6 W	A	Davidson
N. 13	6-32 L	N3	Ga. Preflight
N. 20	6-41 L	A	Ga. Tech (NR-15)
N1 at Charlotte, NC			
N2 at Roanoke, VA			
N3 at Greenville, SC			

#### 1944 (4-5, 3-1, 3T in So. Conf.)

S. 23	34-0 W	H	Presbyterian
S. 30	0-51 L	A	Ga. Tech
O. 7	13-7 W	N1	N.C. State
O. 19	20-13 W	A	S. Carolina
O. 28	7-26 L	A	Tenn (NR-19)



**Joe Blalock was Clemson's first two-time All-American. He still holds the career yards per reception record.**



N. 4 7-13 L A W. Forest (NR-17)  
 N. 11 57-12 W H VMI  
 N. 18 20-36 L A Tulane  
 N. 24 7-21 L A Georgia  
 N1 at Charlotte, NC

#### 1945 (6-3-1, 2-1-1, 4th in So. Conf.)

S. 22 76-0 W H Presbyterian  
 S. 29 0-20 L A Georgia  
 O. 6 13-0 W A %N.C. State  
 O. 13 7-6 W H Pensacola NAS  
 O. 25 0-0 T A S. Carolina  
 N. 2 6-7 L A %Miami (FL)  
 N. 10 35-0 W H Va. Tech  
 N. 17 47-20 W A Tulane  
 N. 24 21-7 W A Ga. Tech  
 D. 1 6-13 L H W. Forest (16-NR)

#### 1946 (4-5, 2-3, 11th in So. Conf.)

S. 21 39-0 W H Presbyterian  
 S. 27 12-35 L A %Georgia  
 O. 5 7-14 L H N.C. State  
 O. 12 7-19 L A Wake Forest  
 O. 24 14-26 L A S. Carolina  
 N. 2 14-7 W A Va. Tech  
 N. 9 13-54 L A Tulane  
 N. 16 20-6 W H Furman  
 N. 23 21-13 W N1 Auburn  
 N1 at Montgomery, AL

#### 1947 (4-5, 1-3, 12th in So. Conf.)

S. 20 42-0 W H Presbyterian  
 S. 26 22-32 L A %Boston College  
 O. 4 14-16 L H Wake Forest  
 O. 11 0-18 L A %N.C. State  
 O. 23 19-21 L A S. Carolina  
 O. 31 6-21 L A %Georgia  
 N. 8 35-7 W A Furman  
 N. 15 34-13 W A %Duguesne  
 N. 22 34-18 W H Auburn

#### 1948 (11-0, 5-0, So. Conf. Champs)

##### Ranked 11th in AP

S. 25 53-0 W H %Presbyterian  
 O. 2 6-0 W H %N.C. State  
 O. 9 21-7 W A Miss. State  
 O. 21 13-7 W A S. Carolina (14-NR)  
 O. 29 26-19 W A %Bost. Coll. (13-NR)  
 N. 6 41-0 W H Furman (12-NR)  
 N. 13 21-14 W A W. Forest (10-19)  
 N. 20 42-0 W H Duquesne (9-NR)  
 N. 27 7-6 W A1 Auburn (11-NR)  
 D. 4 20-0 W A Citadel (10-NR)  
 J. 1 24-23 W N2 Missouri (10-NR)  
 A1 at Mobile, AL  
 N2 at Gator Bowl, Jacksonville  
 \*-First home night game

#### 1949 (4-4-2, 2-2, 8th in So. Conf.)

S. 17 69-7 W H %Presbyterian  
 S. 24 7-33 L A %Rice  
 O. 1 7-6 W A %N.C. State  
 O. 8 7-7 T H %Miss. State

O. 20 13-27 L A S. Carolina  
 O. 29 21-35 L H %Wake Forest  
 N. 5 27-40 L H Boston College  
 N. 12 33-20 W H %Duquesne  
 N. 19 28-21 W A Furman  
 N. 26 20-20 T A1 Auburn  
 A1 at Mobile, AL

#### 1950 (9-0-1, 3-0-1, 2nd in So. Conf.)

##### Ranked 10th in AP, 12th in UPI

S. 23 55-0 W H %Presbyterian  
 S. 30 34-0 W A Missouri  
 O. 7 27-0 W H %N.C. St. (18-NR)  
 O. 19 14-14 T A S. Carolina (12-NR)  
 O. 28 13-12 W A W. Forest (16-17)  
 N. 4 53-20 W H Duquesne (14-NR)  
 N. 11 35-14 W A Boston. Coll. (13-NR)  
 N. 18 57-2 W H Furman (11-NR)  
 N. 25 41-0 W A Auburn (11-NR)  
 J. 1 15-14 W A1 Miami (FL) (10-15)  
 A1 at Orange Bowl, Miami, FL

#### 1951 (7-3, 3-1, 5th in So. Conf.)

##### Ranked 19th in AP

S. 22 53-6 W H %Presbyterian  
 S. 29 20-14 W A %Rice  
 O. 6 6-0 W A %N.C. St. (18-NR)  
 O. 13 7-21 L A %Pacific (16-NR)  
 O. 25 0-20 L A S. Carolina  
 N. 3 21-6 W H Wake Forest  
 N. 10 21-2 W H Boston College  
 N. 17 34-14 W A Furman  
 N. 24 34-0 W H Auburn  
 J. 1 0-14 L N1 Miami (FL) (19-15)  
 N1 at Gator Bowl, Jacksonville, FL


#### 1952 (2-6-1)\*

S. 20 53-13 W H %Presbyterian  
 S. 27 7-14 L H Villanova  
 O. 4 0-28 L A Maryland (NR-3)  
 O. 11 13-54 L A Florida  
 O. 23 0-6 L A S. Carolina  
 O. 31 13-0 W A %Boston College  
 N. 8 12-12 T A Fordham  
 N. 15 14-27 L A Kentucky  
 N. 22 0-3 L A Auburn  
 \*Clemson ineligible for So. Conf. Championship

#### FIRST YEAR OF ACC

##### 1953 (3-5-1, 1-2, 6th in ACC)

S. 19 33-7 W H %Presbyterian  
 S. 26 14-14 T A Boston College  
 O. 3 0-20 L H #Maryland (NR-3)  
 O. 9 7-39 L A %Miami (FL)  
 O. 22 7-14 L A S. Carolina  
 O. 31 18-0 W H Wake Forest  
 N. 7 7-20 L A Ga. Tech (NR-14)  
 N. 14 34-13 W A The Citadel  
 N. 21 19-45 L H Auburn (NR-14)  
 #Clemson's first ACC game



Charley Bussey and Don King were key players for the Tigers in the 1950s.

#### 1954 (5-5, 1-2, 5th in ACC)

S. 18 33-0 W H %Presbyterian  
 S. 25 7-14 L A Georgia  
 O. 2 7-18 L H Va. Tech  
 O. 9 14-7 W N1 %Florida (NR-14)  
 O. 21 8-13 L A S. Carolina  
 O. 30 32-20 W N2 Wake Forest  
 N. 6 27-6 W H Furman  
 N. 13 0-16 L A Maryland (NR-17)  
 N. 20 6-27 L A Auburn (NR-18)  
 N. 27 59-0 W H The Citadel  
 A1 at Jacksonville, FL  
 N2 at Charlotte, NC

#### 1955 (7-3, 3-1, 3rd in ACC)

S. 17 33-0 W H %Presbyterian  
 S. 24 20-7 W A Virginia  
 O. 1 26-7 W H Georgia  
 O. 8 7-21 L A %Rice (16-NR)  
 O. 20 28-14 W A S. Carolina  
 O. 29 19-13 W H Wake Forest  
 N. 5 21-16 W N1 Va. Tech  
 N. 12 12-25 L H Maryland (NR-2)  
 N. 19 0-21 L N2 Auburn (NR-12)  
 N. 26 40-20 W A Furman  
 N1 at Roanoke, VA  
 N2 at Mobile, AL

#### 1956 (7-2-2, 4-0-1, ACC Champs)

##### Ranked 19th in AP

S. 22 27-7 W H %Presbyterian  
 S. 29 20-20 T A Florida (NR-19)  
 O. 6 13-7 W A %N.C. State  
 O. 13 17-0 W A Wake Forest  
 O. 25 7-0 W A S. Carolina (20-NR)  
 N. 3 21-6 W H Va. Tech (13-NR)  
 N. 10 6-6 T A Maryland (11-NR)  
 N. 16 0-21 L A %Miami (FL) (13-8)  
 N. 24 7-0 W H Virginia  
 D. 1 28-7 W H Furman  
 J. 1 21-27 L N1 Colorado (19-20)  
 N1 at Orange Bowl, Miami, FL

#### 1957 (7-3, 4-3, 3T in ACC)

##### Ranked in Tie for 18th in UPI

S. 21 66-0 W H Presbyterian  
 S. 28 0-26 L A N. Carolina  
 O. 5 7-13 L H N.C. St. (NR-13)  
 O. 12 20-6 W A Virginia  
 O. 24 13-0 W A S. Carolina  
 N. 2 20-7 W A %Rice  
 N. 9 26-7 W H Maryland  
 N. 16 6-7 L A Duke (14-11)  
 N. 23 13-6 W H Wake Forest  
 N. 30 45-6 W A Furman

#### 1958 (8-3, 5-0, ACC Champs)

##### Ranked 12th in AP, 13th in UPI

S. 20 20-15 W H Virginia (18-NR)  
 S. 27 26-21 W H #N. Carolina  
 O. 4 8-0 W A Maryland (10-NR)  
 O. 11 12-7 W A %Vandy (8-NR)  
 O. 23 6-26 L A S. Car. (10-NR)

N. 1 14-12 W H W. Forest 19-NR)  
 N. 8 0-13 L A Ga. Tech (17-NR)  
 N. 15 13-6 W A N.C. State  
 N. 22 34-12 W H Bost. Coll. (16-NR)  
 N. 29 36-19 W H Furman (12-NR)  
 J. 1 0-7 L N1 LSU (12-1)  
 #Frank Howard's 100th win at Clemson  
 N1 at Sugar Bowl at New Orleans, LA

#### 1959 (9-2, 6-1, ACC Champs)

##### Ranked 11th in AP

S. 19 20-18 W A N. Car. (18-12)  
 S. 26 47-0 W A Virginia (5-NR)  
 O. 3 6-16 L A Ga. Tech (7-8)  
 O. 10 23-0 W H N.C. State  
 O. 22 27-0 W A #S. Car. (17-NR)  
 O. 31 19-0 W A %Rice (12-NR)  
 N. 7 6-0 W H Duke (10-NR)  
 N. 14 25-28 L H Maryland (11-NR)  
 N. 21 33-31 W H W. Forest (19-NR)  
 N. 28 56-3 W A Furman (14-NR)  
 D. 19 23-7 W N1 †TCU (11-7)  
 N1 at Bluebonnet Bowl, Houston, TX  
 #Last Big Thursday game  
 †Clemson's 300th win

#### 1960 (6-4, 4-2, 4th in ACC)


S. 24 28-7 W A W. Forest (9-NR)  
 O. 1 13-7 W H Va. Tech (7-NR)  
 O. 8 21-7 W H Virginia (8-NR)  
 O. 15 17-19 L A Maryland (8-NR)  
 O. 22 6-21 L A Duke  
 O. 29 20-22 L A Vanderbilt  
 N. 5 24-0 W H N. Carolina  
 N. 12 12-2 W H #S. Carolina  
 N. 19 14-25 L A Boston College  
 N. 26 42-14 W H Furman  
 #First S. Carolina game at Clemson

#### 1961 (5-5, 3-3, 3T in ACC)

S. 23 17-21 L A Florida (\*-NR)  
 S. 30 21-24 L H Maryland (NR-\*)  
 O. 7 27-0 W A N. Carolina (NR-\*)  
 O. 14 13-17 L H W. Forest (\*-NR)  
 O. 21 17-7 W A Duke  
 O. 28 14-24 L A Auburn (\*-\*)  
 N. 4 21-6 W H Tulane  
 N. 11 14-21 L A S. Carolina  
 N. 18 35-6 W H Furman  
 N. 25 20-0 W H N.C. State

#### 1962 (6-4, 5-1, 2nd in ACC)

S. 22 9-26 L A Ga. Tech  
 S. 29 7-0 W A N.C. State (NR-\*)  
 O. 6 24-7 W A Wake Forest  
 O. 13 16-24 L H Georgia  
 O. 20 0-16 L H Duke (NR-\*)  
 O. 27 14-17 L H Auburn  
 N. 3 17-6 W H N. Carolina  
 N. 10 44-3 W A Furman  
 N. 17 17-14 W A Maryland  
 N. 24 20-17 W H S. Carolina



Captains from Miami and Clemson meet at midfield for the coin flip prior to the 1951 Orange Bowl.



**1963 (5-4-1, 5-2, 3T in ACC)**

S. 21	14-31	L	A Oklahoma (*-4)
S. 28	0-27	L	A Ga. Tech (NR-9)
O. 5	3-7	L	H N.C. State (NR-*)
O. 12	7-7	T	H Georgia
O. 19	30-35	L	A Duke (NR-*)
O. 26	35-0 W		A Virginia
N. 2	36-0 W		H Wake Forest
N. 9	11-7 W		A N. Carolina
N. 16	21-6 W		H Maryland
N. 28	24-20 W		A #S. Carolina

#Only Clemson-USC game on Thanksgiving Day

**1964 (3-7, 2-4, 7th in ACC)**

S. 19	28-0 W		H Furman
S. 26	0-9	L	A N.C. State
O. 3	7-14	L	A Ga. Tech (NR-*)
O. 10	7-19	L	A Georgia
O. 17	21-2 W		A Wake Forest
O. 24	10-14	L	A TCU
O. 31	29-7 W		H Virginia
N. 7	0-29	L	H N. Carolina
N. 14	0-34	L	A Maryland
N. 20	3-7	L	H S. Carolina

**1965 (5-5, 4-3, ACC Co-Champs)**

S. 18	21-7 W		H N.C. State
S. 25	20-14 W		A Virginia
O. 2	6-28	L	A Ga. Tech
O. 9	9-23	L	A Georgia (NR-4)
O. 16	3-2 W		A Duke (NR-*)
O. 23	3-0 W		H TCU
O. 30	26-13 W		H W. Forest (*-NR)
N. 6	13-17	L	A N. Carolina (*-NR)
N. 13	0-6	L	H Maryland
N. 20	16-17	L	A S. Carolina

**1966 (6-4, 6-1, ACC Champs)**

S. 24	40-35 W		H Virginia
O. 1	12-13	L	A Ga. Tech (NR-9)
O. 8	0-26	L	A Alabama (NR-4)
O. 15	9-6 W		H Duke
O. 22	0-30	L	A So. Cal (NR-5)
O. 29	23-21 W		A Wake Forest
N. 5	27-3 W		H N. Carolina
N. 12	14-10 W		A Maryland
N. 19	14-23	L	A N.C. State
N. 26	35-10 W		H S. Carolina

**1967 (6-4, 6-0, ACC Champs)**

S. 23	23-6 W		H W. Forest (*-NR)
S. 30	17-24	L	H Georgia (*-5)
O. 7	0-10	L	A Ga. Tech (*-*)
O. 14	21-43	L	A Auburn
O. 21	13-7 W		A Duke
O. 28	10-13	L	H Alabama (NR-*)
N. 4	17-0 W		A N. Carolina
N. 11	28-7 W		H Maryland
N. 18	14-6 W		H N.C. St. (NR-10)
N. 25	23-12 W		A S. Carolina

**1968 (4-5-1, 4-1-1, 2nd in ACC)**

S. 21	20-20	T	A Wake Forest
S. 28	13-31	L	A Georgia
O. 5	21-24	L	A Ga. Tech
O. 12	10-21	L	H Auburn
O. 19	39-22 W		H Duke
O. 26	14-21	L	A Alabama
N. 2	24-19 W		A N.C. State
N. 9	16-0 W		A Maryland
N. 16	24-14 W		H N. Carolina
N. 23	3-7	L	H S. Carolina

**1969 (4-6-0, 3-3-0, 3T in ACC)**

S. 20	21-14 W		A Virginia
S. 27	0-30	L	H Georgia (NR-7)
O. 4	21-10 W		A Ga. Tech
O. 11	0-51	L	A Auburn (NR-20)
O. 18	28-14 W		H Wake Forest
O. 25	13-38	L	H Alabama
N. 1	40-0 W		H Maryland
N. 8	27-34	L	A Duke
N. 15	15-32	L	A N. Carolina
N. 22	13-27	L	A S. Carolina

**1970 (3-8, 2-4, 6T in ACC)**

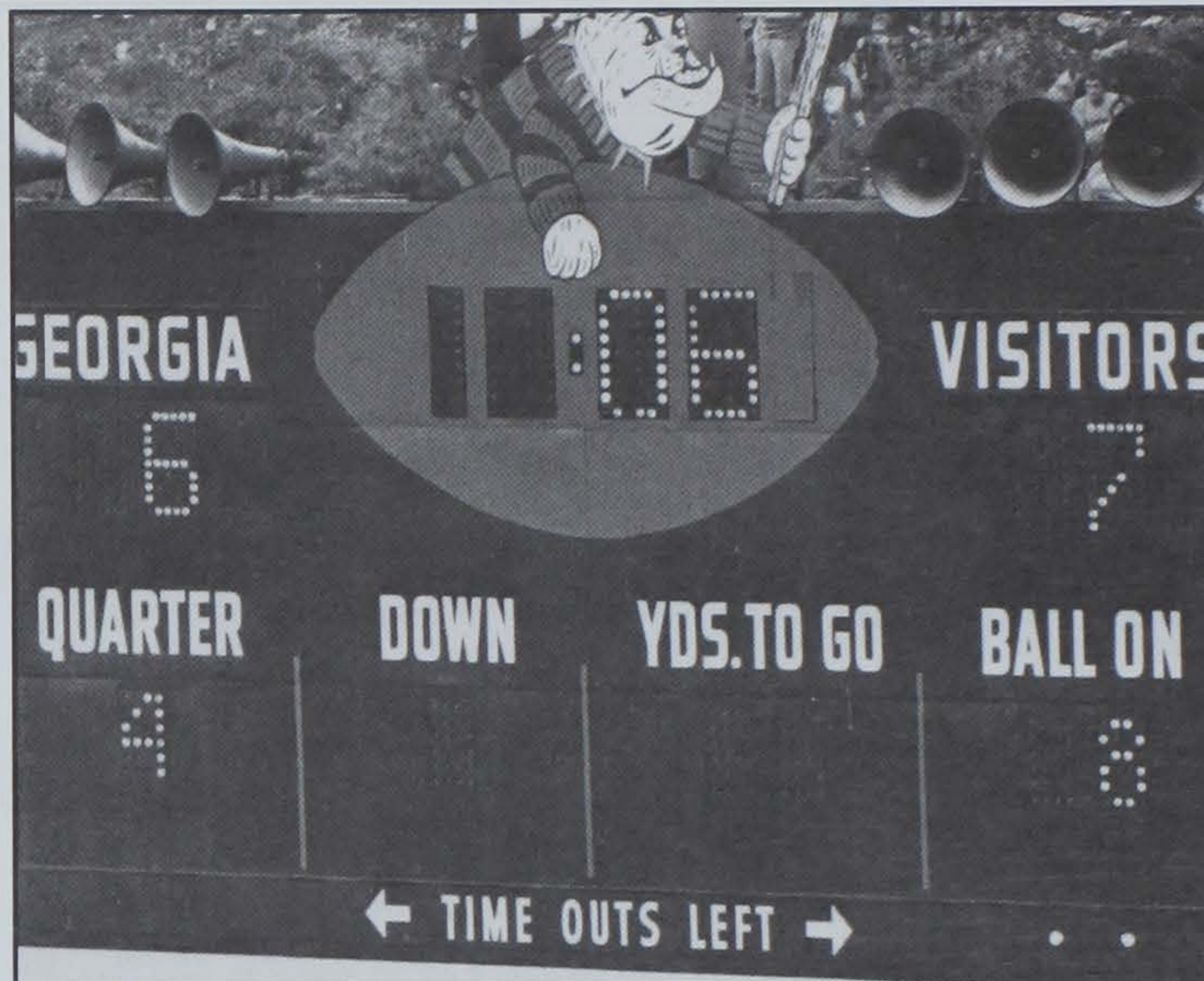
S. 12	24-0 W		H The Citadel
S. 19	27-17 W		H Virginia
S. 26	0-38	L	A Georgia
O. 3	7-28	L	A Ga. Tech (NR-15)
O. 10	0-44	L	H Auburn (NR-9)
O. 17	20-36	L	A Wake Forest
O. 24	10-21	L	H Duke
O. 31	24-11 W		A Maryland
N. 7	13-38	L	A %Florida State
N. 14	7-42	L	H N. Carolina
N. 21	32-38	L	H S. Carolina

**1971 (5-6, 4-2, 2nd in ACC)**

S. 11	10-13	L	H Kentucky
S. 25	0-28	L	H Georgia (NR-14)
O. 2	14-24	L	A Ga. Tech
O. 9	3-0 W		N1 Duke (NR-14)
O. 16	32-15 W		N2 Virginia
O. 23	13-35	L	A Auburn (NR-5)
O. 30	10-9 W		H Wake Forest
N. 6	13-26	L	A N. Carolina
N. 13	20-14 W		H Maryland
N. 20	23-31	L	H N.C. State
N. 27	17-7 W		A S. Carolina
N1 at Oyster Bowl in Norfolk, VA			
N2 at Tobacco Bowl in Richmond, VA			

**1972 (4-7, 2-5, 5th in ACC)**

S. 9	13-0 W		H The Citadel
S. 23	10-29	L	A %Rice
S. 30	3-52	L	A Oklahoma (NR-2)
O. 7	9-31	L	A Ga. Tech
O. 14	0-7	L	H Duke
O. 21	37-21 W		H Virginia
O. 28	31-0 W		A Wake Forest
N. 4	10-26	L	H N. Carolina
N. 11	6-31	L	A Maryland
N. 18	17-42	L	A N.C. State
N. 25	7-6 W		H S. Carolina



Clemson's 7-6 win at Georgia in 1977 was a landmark triumph for the Tigers. It gave Clemson momentum early that year, Clemson's first top 20 season in 18 years.

**1973 (5-6, 4-2, 3rd in ACC)**

S. 8	14-12 W		H The Citadel
S. 22	14-31	L	A Georgia
S. 29	21-29	L	A Ga. Tech
O. 6	15-30	L	H Texas A&M
O. 13	32-27 W		H Virginia
O. 20	24-8 W		A Duke
O. 27	6-29	L	H N.C. State
N. 3	35-8 W		H Wake Forest
N. 10	37-29 W		A N. Carolina
N. 17	13-28	L	H Maryland
N. 24	20-32	L	A S. Carolina

**1974 (7-4, 4-2, 2T in ACC)**

S. 14	0-24	L	A Tex. A&M (NR-20)
S. 21	10-31	L	A %N.C. St. (NR-15)
S. 28	21-17 W		H Ga. Tech
O. 5	28-24 W		H Georgia
O. 12	0-41	L	A Maryland
O. 19	17-13 W		H Duke
O. 26	28-29	L	A Tennessee
N. 2	21-9 W		A Wake Forest
N. 9	54-32 W		H N. Carolina
N. 16	28-9 W		H Virginia
N. 23	39-21 W		H S. Carolina

**1975 (2-9, 2-3, 5th in ACC)**

S. 13	13-17	L	H Tulane
S. 20	0-56	L	A %Alabama (NR-14)
S. 27	28-33	L	A Ga. Tech
O. 4	7-35	L	A Georgia
O. 11	16-14 W		H Wake Forest
O. 18	21-25	L	A Duke
O. 25	7-45	L	H N.C. State
N. 1	7-43	L	H Fla. State
N. 8	38-35 W		A N. Carolina
N. 15	20-22	L	H Maryland
N. 22	20-56	L	A S. Carolina

**1976 (3-6-2, 0-4-1, 7th in ACC)**

S. 11	10-7 W		H The Citadel
S. 18	0-41	L	H Georgia (NR-9)
S. 25	24-24	T	A %Ga. Tech
O. 2	19-21	L	A Tennessee
O. 9	14-20	L	A Wake Forest
O. 16	18-18	T	H Duke
O. 23	21-38	L	A N.C. State
O. 30	15-12 W		A %Fla. State
N. 6	23-27	L	H N. Carolina
N. 13	0-20	L	A Maryland (NR-6)
N. 20	28-9 W		H S. Carolina

**1977 (8-3-1, 4-1-1, 2nd in ACC)**

Ranked 19th in AP

S. 10	14-21	L	H Maryland (NR-10)
S. 17	7-6 W		A Georgia (NR-17)
S. 24	31-14 W		A Ga. Tech
O. 1	31-13 W		A Va. Tech
O. 8	31-0 W		H Virginia
O. 15	17-11 W		A Duke
O. 22	7-3 W		H N.C. St. (20-NR)
O. 29	26-0 W		H W. Forest (16-NR)
N. 5	13-13	T	A N. Carolina (13-NR)
N. 12	17-21	L	H Notre Dame (15-5)
N. 19	31-27 W		A S. Carolina (15-NR)

D. 30	3-34	L	N1 %Pittsburgh(11-10)
N1 at Gator Bowl at Jacksonville, FL			

**1978 (11-1-0, 6-0-0, ACC Champs)**

Ranked Tie for 6th in AP, 6th in UPI

S. 16	58-3 W		H #The Citadel
S. 23	0-12	L	A Georgia (8-NR)
S. 30	31-0 W		H Villanova
O. 7	38-7 W		H Va. Tech
O. 14	30-14 W		A Virginia
O. 21	28-8 W		H Duke
O. 28	33-10 W		A N.C. State (20-NR)
N. 4	51-6 W		A W. Forest (16-NR)
N. 11	13-9 W		H N. Carolina (15-NR)
N. 18	28-24 W		A Maryland (12-11)
N. 25	41-23 W		H S. Carolina (10-NR)
D. 30	17-15 W		N1 %Ohio State (7-20)
N1 at Gator Bowl at Jacksonville, FL			
# -Clemson's 100th win in Death Valley			

**1979 (8-4, 4-2, 2T in ACC)**

S. 8	21-0 W		H Furman
S. 15	0-19	L	H Maryland
S. 22	12-7 W		H #Georgia
O. 6	17-7 W		H Virginia
O. 13	21-0 W		A Va. Tech
O. 20	28-10 W		A Duke
O. 27	13-16	L	H N.C. State
N. 3	31-0 W		H W. Forest (NR-14)
N. 10	19-10 W		A N. Carolina (18-NR)
N. 17	16-10 W		A Not. Dame (14-NR)
N. 24	9-13	L	A S. Carolina (13-19)
D. 31	18-24	L	N1 Baylor (18-20)
N1 at Peach Bowl at Atlanta, GA			
#Clemson's 400th victory			


**1980 (6-5, 2-4, 4T in ACC)**

S. 13	19-3 W		H Rice
S. 20	16-20	L	A Georgia (NR-10)
S. 27	17-10 W		H W. Carolina
O. 4	13-10 W		H Va. Tech
O. 11	27-24 W		A Virginia
O. 18	17-34	L	H Duke
O. 25	20-24	L	A N. C. State
N. 1	35-33 W		A *Wake Forest
N. 8	19-24	L	H N. Carolina (NR-14)
N. 15	7-34	L	A Maryland
N. 22	27-6 W		H S. Carolina (NR-14)
*Clemson's 100th ACC win			

**1981 (12-0, National Champs, 6-0, ACC Champs)**

Ranked 1st by AP and UPI

S. 5	45-10 W		H Wofford
S. 12	13-5 W		A %Tulane
S. 19	13-3 W		H Georgia (NR-4)
O. 3	21-3 W		A Kentucky (14-NR)
O. 10	27-0 W		H Virginia (9-NR)
O. 17	38-10 W		A Duke (6-NR)
O. 24	17-7 W		H N. C. State (4-NR)
O. 31	82-24 W		H W. Forest (3-NR)
N. 7	10-8 W		A N. Carolina (2-8)
N. 14	21-7 W		H Maryland (2-NR)
N. 21	29-13 W		A S. Carolina (2-NR)



Perry Tuttle signals Clemson's final ranking in 1981. Tuttle was one of 11 All-Americans on the Clemson roster that season.



J. 1 22-15 W N1 %Nebraska (1-4)  
N1 at Orange Bowl at Miami, FL

### 1982 (9-1-1, 6-0, ACC Champs)

#### Ranked 8th in AP

S. 6 7-13 L A %Georgia (11-7)  
S. 11 17-17 T H Boston Coll (16-NR)  
S. 25 21-10 W H W. Carolina  
O. 2 24-6 W H Kentucky  
O. 9 48-0 W A %Virginia  
O. 16 49-14 W H Duke (20-NR)  
O. 23 38-29 W A N.C. State (18-NR)  
N. 6 16-13 W H N. Carolina (13-18)  
N. 13 24-22 W A Maryland (11-18)  
N. 20 24-6 W H S. Carolina (10-NR)  
N. 27 21-17 W N1 W. Forest (10-NR)  
N1 Mirage Bowl, Tokyo, Japan  
Note: W. Forest game played N. 28 in Tokyo

### 1983 (9-1-1, 7-0 vs. ACC Teams)

#### Ranked 11th in AP, 10th in USA Today

S. 3 44-10 W H W. Carolina  
S. 10 16-31 L A %Boston College  
S. 17 16-16 T H Georgia (NR-11)  
S. 24 41-14 W H Ga. Tech  
O. 8 42-21 W H Virginia  
O. 15 38-31 W A Duke  
O. 22 27-17 W H N.C. State  
O. 29 24-17 W H Wake Forest  
N. 5 16-3 W A N. Carolina (NR-10)  
N. 12 52-27 W H Maryland (17-11)  
N. 19 22-13 W A S. Carolina (13-NR)  
Clemson ineligible for ACC Title

### 1984 (7-4, 5-2 vs. ACC Teams)

S. 1 40-7 W H App. State (4-NR)  
S. 8 55-0 W A %Virginia (3-NR)  
S. 22 23-26 L A Georgia (2-20)  
S. 29 21-28 L A Ga Tech (13-20)  
O. 6 20-12 W H N. Carolina  
O. 20 54-21 W H Duke  
O. 27 35-34 W A N.C. State  
N. 3 37-14 W H Wake Forest  
N. 10 17-10 W H Virginia Tech  
N. 17 23-41 L N1 Maryland (20-NR)  
N. 23 21-22 L H S. Carolina (NR-9)  
N1 at Baltimore, MD, Memorial Stadium  
Clemson ineligible for ACC title

### 1985 (6-6, 4-3, 3T in ACC)

S. 14 20-17 W A Virginia Tech  
S. 21 13-20 L H Georgia  
S. 28 3-14 L H Georgia Tech  
O. 5 7-26 L A %Kentucky  
O. 12 27-24 W H Virginia

O. 19 21-9 W A Duke  
O. 26 39-10 W H N.C. State  
N. 2 26-10 W H Wake Forest  
N. 9 20-21 L A N. Carolina  
N. 16 31-34 L H Maryland  
N. 23 24-17 W A S. Carolina  
D. 21 13-20 L N1 %Minnesota  
N1 at Independence Bowl in Shreveport, LA

### 1986 (8-2-2, 5-1-1, ACC Champs)

#### Ranked 17th AP, 19th UPI, 18th USA Today

S. 13 14-20 L H Virginia Tech  
S. 20 31-28 W A Georgia (NR-14)  
S. 27 27-3 W A Georgia Tech  
O. 4 24-0 W H Citadel  
O. 11 31-17 W A %Virginia (20-NR)  
O. 18 35-3 W H Duke (17-NR)  
O. 25 3-27 L A N.C. State (16-20)  
N. 1 28-20 W A Wake Forest  
N. 8 38-10 W H North Carolina  
N. 15 17-17 T N1 Maryland (15-NR)  
N. 22 21-21 T H S. Carolina (19-NR)  
D. 27 27-21 W N2 Stanford (NR-20)  
N1 at Baltimore, MD  
N2 at Gator Bowl in Jacksonville, FL

### 1987 (10-2-0, 6-1-0, ACC Champs)


#### Ranked 12th AP, 10th UPI, 11th USA Today

S. 5 43-0 W H W. Carolina (9-NR)  
S. 12 22-10 W A Va. Tech (10-NR)  
S. 19 21-20 W H Georgia (8-18)  
S. 26 33-12 W H Ga. Tech (9-NR)  
O. 10 38-21 W H Virginia (8-NR)  
O. 17 17-10 W H Duke (7-NR)  
O. 24 28-30 L H N. C. State (7-NR)  
O. 31 31-17 W H W. Forest (14-NR)  
N. 7 13-10 W A N. Carolina (10-NR)  
N. 14 45-16 W H Maryland (9-NR)  
N. 21 7-20 L A %S. Carolina (8-12)  
J. 1 35-10 W N1 Penn State (14-20)  
N1 at Florida Citrus Bowl in Orlando, FL

### 1988 (10-2-0, 6-1-0 ACC Champions)

#### Ranked 8th UPI, 9th AP, 10th USA Today

S. 3 40-7 W H Virginia Tech (4-NR)  
S. 10 23-3 W H Furman (3-NR)  
S. 17 21-24 L H Florida State (3-10)  
S. 24 30-13 W A Ga Tech (12-NR)  
O. 8 10-7 W A Virginia (11-NR)  
O. 15 49-17 W H Duke (11-22)  
O. 22 3-10 L A N.C. State (9-24)  
O. 29 38-21 W A W Forest (15-NR)  
N. 5 37-14 W H N. Carolina (17-NR)  
N. 12 49-25 W A Maryland (16-NR)  
N. 19 29-10 W H S. Carolina (15-25)



Chris Lancaster (49) and John Phillips (61) were keys to Clemson's rushing attack in the mid-1980s. They are prominent in Clemson's career knockdown block records.

J. 1 13-6 W N1 Oklahoma (9-10)  
N1 at Florida Citrus Bowl in Orlando, FL

### 1989 (10-2-0, 5-2-0, 3rd in ACC)

#### Ranked 12th by AP, 11th by UPI, 12th by USA Today

S. 2 30-0 W H Furman (12-NR)  
S. 9 34-23 W A %Florida St. (10-16)  
S. 16 27-7 W A %Va Tech (7-NR)  
S. 23 31-7 W H Maryland (7-NR)  
S. 30 17-21 L A Duke (7-NR)  
O. 7 34-20 W H Virginia (15-NR)  
O. 14 14-30 L H Ga Tech (14-NR)  
O. 21 30-10 W H N.C. St. (NR-12)  
O. 28 44-10 W H W. Forest (22-NR)  
N. 4 35-3 W A N. Carolina (21-NR)  
N. 18 45-0 W A %SCarolina (15-NR)  
D. 30 27-7 W N1 %W.Virginia (14-17)  
N1 at Gator Bowl in Jacksonville, FL

### 1990 (10-2-0, 5-2-0)

#### Tied for 2nd in ACC)

#### Ranked 9th by AP, UPI, and USA Today

S. 1 59-0 W H Lg Bch St. (10-NR)  
S. 8 7-20 L A Virginia (9-14)  
S. 15 18-17 W N1 Maryland (16-NR)  
S. 22 48-0 W H App. St. (17-NR)  
S. 29 26-7 W H Duke (19-NR)  
O. 6 34-3 W H Georgia (16-NR)  
O. 13 19-21 L A Ga. Tech (15-18)  
O. 20 24-17 W A N.C. State (22-NR)  
O. 27 24-6 W A \$W. Forest (19-NR)  
N. 3 20-3 W H N. Carolina (18-NR)  
N. 17 24-15 W H S. Carolina (17-NR)  
J. 1 30-0 W N2 Illinois (14-18)  
N1 at Baltimore, MD Memorial Stadium  
N2 at Tampa, FL in Hall of Fame Bowl  
\$ Clemson's 500th Victory

### 1991 (9-2-1, 6-0-1, ACC Champions)

#### Ranked 18th by AP, 17th by USA Today

S. 7 34-0 W H App. State (8, NR)  
S. 21 37-7 W H Temple (8, NR)  
S. 28 9-7 W H Ga. Tech (7-19)  
O. 5 12-27 L A %Georgia (6, NR)  
O. 12 20-20 T H Virginia (18, NR)  
O. 26 29-19 W H N.C. State (19-12)  
N. 2 28-10 W H W. Forest (16, NR)  
N. 9 21-6 W A %N.Car. (15, NR)  
N. 16 40-7 W H Maryland (15, NR)  
N. 23 41-24 W A S.Carolina (14, NR)  
N. 30 33-21 W N1 Duke (13, NR)  
J. 1 13-37 L N2 California (13-14)  
N1 at Tokyo, Japan  
N2 at Citrus Bowl in Orlando, FL  
NOTE: Duke game played Dec. 1 in Tokyo.

### 1992 (5-6-0, 3-5-0, 7th in ACC)

S. 5 24-10 W H Ball State (13-NR)  
S. 12 20-24 L H %Fla State (15-5)  
S. 26 16-20 L A %Ga Tech (16-NR)  
O. 3 54-3 W H UTC (25-NR)  
O. 10 29-28 W A Virginia (25-10)  
O. 17 21-6 W H Duke (19-NR)  
O. 24 6-20 L A N.C. State (18-23)  
O. 31 15-18 L A W. Forest  
N. 7 40-7 W H N. Carolina (NR-18)  
N. 14 23-53 L A Maryland  
N. 21 13-24 L H South Carolina

### 1993 (9-3-0, 5-3-0, 3rd in ACC)

#### Ranked 23rd by AP, 22nd by USA Today

S. 4 24-14 W H UNLV (22, NR)  
S. 11 0-57 L A Florida St. (21, 1)  
S. 25 16-13 W H Georgia Tech  
O. 2 20-14 W H N. C. State (NR, 24)  
O. 9 13-10 W A Duke  
O. 16 16-20 L H Wake Forest  
O. 23 27-0 W H ETSU  
O. 30 29-0 W H Maryland  
N. 6 0-24 L A %N. Carolina (NR, 16)  
N. 13 23-14 W H Virginia (NR, 18)  
N. 20 16-13 W A S. Carolina (24, NR)  
D. 31 14-13 W N1 %Kentucky (23, NR)  
N1 - Atlanta, GA


### 1994 (5-6-0, 4-4-0, 6th in ACC)

S. 3 27-6 W H Furman (24, NR)  
S. 10 12-29 L H N.C. State (22, NR)  
S. 17 6-9 L A Virginia  
O. 1 13-0 W H Maryland  
O. 8 14-40 L A Georgia  
O. 15 13-19 L A Duke (NR, 25)  
O. 22 0-17 L A Florida State (NR, 7)  
O. 29 24-8 W H Wake Forest  
N. 5 28-17 W A N. Carolina (NR, 19)  
N. 12 20-10 W H Georgia Tech  
N. 19 7-33 L H South Carolina

NOTE: First number in parenthesis after opponent name is Clemson's AP rank heading into the game and the second number is the opponent's rank. NR means not ranked.

%-Denotes night game.

(\*)-Denotes ranked 10-20 in 1960-67. AP did not rank past Top 10 in those years.



Chris Morocco quarterbacked Clemson to a 10-2 record in 1989.



J. 1 22-15 W N1 %Nebraska (1-4)  
N1 at Orange Bowl at Miami, FL

#### 1982 (9-1-1, 6-0, ACC Champs)

##### Ranked 8th in AP

S. 6 7-13 L A %Georgia (11-7)  
S. 11 17-17 T H Boston Coll (16-NR)  
S. 25 21-10 W H W. Carolina  
O. 2 24-6 W H Kentucky  
O. 9 48-0 W A %Virginia  
O. 16 49-14 W H Duke (20-NR)  
O. 23 38-29 W A N.C. State (18-NR)  
N. 6 16-13 W H N. Carolina (13-18)  
N. 13 24-22 W A Maryland (11-18)  
N. 20 24-6 W H S. Carolina (10-NR)  
N. 27 21-17 W N1 W. Forest (10-NR)  
N1 Mirage Bowl, Tokyo, Japan  
Note: W. Forest game played N. 28 in Tokyo

#### 1983 (9-1-1, 7-0 vs. ACC Teams)

##### Ranked 11th in AP, 10th in USA Today

S. 3 44-10 W H W. Carolina  
S. 10 16-31 L A %Boston College  
S. 17 16-16 T H Georgia (NR-11)  
S. 24 41-14 W H Ga. Tech  
O. 8 42-21 W H Virginia  
O. 15 38-31 W A Duke  
O. 22 27-17 W H N.C. State  
O. 29 24-17 W H Wake Forest  
N. 5 16-3 W A N. Carolina (NR-10)  
N. 12 52-27 W H Maryland (17-11)  
N. 19 22-13 W A S. Carolina (13-NR)  
Clemson ineligible for ACC Title

#### 1984 (7-4, 5-2 vs. ACC Teams)

S. 1 40-7 W H App. State (4-NR)  
S. 8 55-0 W A %Virginia (3-NR)  
S. 22 23-26 L A Georgia (2-20)  
S. 29 21-28 L A Ga Tech (13-20)  
O. 6 20-12 W H N. Carolina  
O. 20 54-21 W H Duke  
O. 27 35-34 W A N.C. State  
N. 3 37-14 W H Wake Forest  
N. 10 17-10 W H Virginia Tech  
N. 17 23-41 L N1 Maryland (20-NR)  
N. 23 21-22 L H S. Carolina (NR-9)  
N1 at Baltimore, MD, Memorial Stadium  
Clemson ineligible for ACC title

#### 1985 (6-6, 4-3, 3T in ACC)

S. 14 20-17 W A Virginia Tech  
S. 21 13-20 L H Georgia  
S. 28 3-14 L H Georgia Tech  
O. 5 7-26 L A %Kentucky  
O. 12 27-24 W H Virginia

O. 19 21-9 W A Duke  
O. 26 39-10 W H N.C. State  
N. 2 26-10 W H Wake Forest  
N. 9 20-21 L A N. Carolina  
N. 16 31-34 L H Maryland  
N. 23 24-17 W A S. Carolina  
D. 21 13-20 L N1 %Minnesota  
N1 at Independence Bowl in Shreveport, LA

#### 1986 (8-2-2, 5-1-1, ACC Champs)

##### Ranked 17th AP, 19th UPI, 18th USA Today

S. 13 14-20 L H Virginia Tech  
S. 20 31-28 W A Georgia (NR-14)  
S. 27 27-3 W A Georgia Tech  
O. 4 24-0 W H Citadel  
O. 11 31-17 W A %Virginia (20-NR)  
O. 18 35-3 W H Duke (17-NR)  
O. 25 3-27 L A N.C. State (16-20)  
N. 1 28-20 W A Wake Forest  
N. 8 38-10 W H North Carolina  
N. 15 17-17 T N1 Maryland (15-NR)  
N. 22 21-21 T H S. Carolina (19-NR)  
D. 27 27-21 W N2 Stanford (NR-20)  
N1 at Baltimore, MD  
N2 at Gator Bowl in Jacksonville, FL

#### 1987 (10-2-0, 6-1-0, ACC Champs)


##### Ranked 12th AP, 10th UPI, 11th USA Today

S. 5 43-0 W H W. Carolina (9-NR)  
S. 12 22-10 W A Va. Tech (10-NR)  
S. 19 21-20 W H Georgia (8-18)  
S. 26 33-12 W H Ga. Tech (9-NR)  
O. 10 38-21 W H Virginia (8-NR)  
O. 17 17-10 W H Duke (7-NR)  
O. 24 28-30 L H N. C. State (7-NR)  
O. 31 31-17 W H W. Forest (14-NR)  
N. 7 13-10 W A N. Carolina (10-NR)  
N. 14 45-16 W H Maryland (9-NR)  
N. 21 7-20 L A %S. Carolina (8-12)  
J. 1 35-10 W N1 Penn State (14-20)  
N1 at Florida Citrus Bowl in Orlando, FL

#### 1988 (10-2-0, 6-1-0 ACC Champions)

##### Ranked 8th UPI, 9th AP, 10th USA Today

S. 3 40-7 W H Virginia Tech (4-NR)  
S. 10 23-3 W H Furman (3-NR)  
S. 17 21-24 L H Florida State (3-10)  
S. 24 30-13 W A Ga Tech (12-NR)  
O. 8 10-7 W A Virginia (11-NR)  
O. 15 49-17 W H Duke (11-22)  
O. 22 3-10 L A N.C. State (9-24)  
O. 29 38-21 W A W Forest (15-NR)  
N. 5 37-14 W H N. Carolina (17-NR)  
N. 12 49-25 W A Maryland (16-NR)  
N. 19 29-10 W H S. Carolina (15-25)



Chris Lancaster (49) and John Phillips (61) were keys to Clemson's rushing attack in the mid-1980s. They are prominent in Clemson's career knockdown block records.

J. 1 13-6 W N1 Oklahoma (9-10)  
N1 at Florida Citrus Bowl in Orlando, FL

#### 1989 (10-2-0, 5-2-0, 3rd in ACC)

##### Ranked 12th by AP, 11th by UPI, 12th by USA Today

S. 2 30-0 W H Furman (12-NR)  
S. 9 34-23 W A %Florida St. (10-16)  
S. 16 27-7 W A %Va Tech (7-NR)  
S. 23 31-7 W H Maryland (7-NR)  
S. 30 17-21 L A Duke (7-NR)  
O. 7 34-20 W H Virginia (15-NR)  
O. 14 14-30 L H Ga Tech (14-NR)  
O. 21 30-10 W H N.C. St. (NR-12)  
O. 28 44-10 W H W. Forest (22-NR)  
N. 4 35-3 W A N. Carolina (21-NR)  
N. 18 45-0 W A %SCarolina (15-NR)  
D. 30 27-7 W N1 %W. Virginia (14-17)  
N1 at Gator Bowl in Jacksonville, FL

#### 1990 (10-2-0, 5-2-0)

##### Tied for 2nd in ACC

##### Ranked 9th by AP, UPI, and USA Today

S. 1 59-0 W H Lg Bch St. (10-NR)  
S. 8 7-20 L A Virginia (9-14)  
S. 15 18-17 W N1 Maryland (16-NR)  
S. 22 48-0 W H App. St. (17-NR)  
S. 29 26-7 W H Duke (19-NR)  
O. 6 34-3 W H Georgia (16-NR)  
O. 13 19-21 L A Ga. Tech (15-18)  
O. 20 24-17 W A N.C. State (22-NR)  
O. 27 24-6 W A \$W. Forest (19-NR)  
N. 3 20-3 W H N. Carolina (18-NR)  
N. 17 24-15 W H S. Carolina (17-NR)  
J. 1 30-0 W N2 Illinois (14-18)  
N1 at Baltimore, MD Memorial Stadium  
N2 at Tampa, FL in Hall of Fame Bowl  
\$ Clemson's 500th Victory

#### 1991 (9-2-1, 6-0-1, ACC Champions)

##### Ranked 18th by AP, 17th by USA Today

S. 7 34-0 W H App. State (8, NR)  
S. 21 37-7 W H Temple (8, NR)  
S. 28 9-7 W H Ga. Tech (7-19)  
O. 5 12-27 L A %Georgia (6, NR)  
O. 12 20-20 T H Virginia (18, NR)  
O. 26 29-19 W H N.C. State (19-12)  
N. 2 28-10 W H W. Forest (16, NR)  
N. 9 21-6 W A %N.Car. (15, NR)  
N. 16 40-7 W H Maryland (15, NR)  
N. 23 41-24 W A S. Carolina (14, NR)  
N. 30 33-21 W N1 Duke (13, NR)  
J. 1 13-37 L N2 California (13-14)  
N1 at Tokyo, Japan  
N2 at Citrus Bowl in Orlando, FL  
NOTE: Duke game played Dec. 1 in Tokyo.

#### 1992 (5-6-0, 3-5-0, 7th in ACC)

S. 5 24-10 W H Ball State (13-NR)  
S. 12 20-24 L H %Fla State (15-5)  
S. 26 16-20 L A %Ga Tech (16-NR)  
O. 3 54-3 W H UTC (25-NR)  
O. 10 29-28 W A Virginia (25-10)  
O. 17 21-6 W H Duke (19-NR)  
O. 24 6-20 L A N.C. State (18-23)  
O. 31 15-18 L A W. Forest  
N. 7 40-7 W H N. Carolina (NR-18)  
N. 14 23-53 L A Maryland  
N. 21 13-24 L H South Carolina

#### 1993 (9-3-0, 5-3-0, 3rd in ACC)

##### Ranked 23rd by AP, 22nd by USA Today

S. 4 24-14 W H UNLV (22, NR)  
S. 11 0-57 L A Florida St. (21, 1)  
S. 25 16-13 W H Georgia Tech  
O. 2 20-14 W H N. C. State (NR, 24)  
O. 9 13-10 W A Duke  
O. 16 16-20 L H Wake Forest  
O. 23 27-0 W H ETSU  
O. 30 29-0 W H Maryland  
N. 6 0-24 L A %N. Carolina (NR, 16)  
N. 13 23-14 W H Virginia (NR, 18)  
N. 20 16-13 W A S. Carolina (24, NR)  
D. 31 14-13 W N1 %Kentucky (23, NR)  
N1 - Atlanta, GA

#### 1994 (5-6-0, 4-4-0, 6th in ACC)

S. 3 27-6 W H Furman (24, NR)  
S. 10 12-29 L H N.C. State (22, NR)  
S. 17 6-9 L A Virginia  
O. 1 13-0 W H Maryland  
O. 8 14-40 L A Georgia  
O. 15 13-19 L A Duke (NR, 25)  
O. 22 0-17 L A Florida State (NR, 7)  
O. 29 24-8 W H Wake Forest  
N. 5 28-17 W A N. Carolina (NR, 19)  
N. 12 20-10 W H Georgia Tech  
N. 19 7-33 L H South Carolina

NOTE: First number in parenthesis after opponent name is Clemson's AP rank heading into the game and the second number is the opponent's rank. NR means not ranked.

%-Denotes night game.  
(\*)-Denotes ranked 10-20 in 1960-67. AP did not rank past Top 10 in those years.



Chris Morocco quarterbacked Clemson to a 10-2 record in 1989.



# The McFadden Building



McFadden Building

The Clemson Athletic Department continued its commitment to provide its student-athletes with the best facilities when it recently completed the Banks McFadden Building at the Jervey Athletic Center. The dedication of this 20,000-square-foot facility last April was the cornerstone of the Jervey Athletic Center renovation project that will be completed in 1996. It is designed to give all Clemson gridders the most modern and comfortable facilities in the nation.

The McFadden Building houses all the coaching offices and meeting rooms for Clemson's football team. The facility has meeting rooms for all nine position areas, so players are no longer forced to view film and discuss key strategy in a coach's cramped office. Each meeting room is equipped with "state of the art" video equipment.

There is also an auditorium that will hold as many as 180 people and is used for team meetings and press conferences. Additionally, there are private rooms for interviews with the media, a lounge, and even a pro scout facility that allows NFL representatives to view film of current Tigers in air-conditioned comfort.

The facility will also house a trophy and memorabilia area at its entrance. Much of the area will be devoted to Banks McFadden, the former Clemson All-American and coach who perhaps had as much an impact on Clemson athletic history as anyone.

The construction of the McFadden building is one of the final stages of the overall renovation of the Jervey Athletic Center. Last summer the Tiger football team came back to a new and expanded locker room with fresh paint, new carpeting, new lockers and more space. The training room was also expanded and a player lounge area, complete with video games and televisions, was constructed. By next year the weight room below the Jervey Athletic Center will be increased in size to an incredible 14,000 square feet from its already impressive 11,000 square feet.

"The completion of the McFadden building gives us outstanding facilities in every area," said Head Coach Tommy West. "We now have a stadium that is second to none as far as its appearance, tradition and ability to accommodate large crowds in a pleasant and unique setting. We have a new, modern and spacious locker room, team area and training facilities. And, the meeting and office areas are comfortable places to learn and work."



McFadden Building Auditorium




Strength Training Room



McFadden Building Entrance



# Death Valley's 54th and Busiest Season



## Largest On-Campus College Stadiums-1995

1.	Michigan Stadium	Michigan	102,501
2.	Beaver Stadium	Penn State	93,713
3.	Neyland Stadium	Tennessee	91,902
4.	Ohio Stadium	Ohio State	91,470
5.	Sanford Stadium	Georgia	86,117
6.	Stanford Stadium	Stanford	86,019
7.	Jordan-Hare Stadium	Auburn	85,214
8.	Florida Field	Florida	83,000
9.	<b>Memorial Stadium</b>	<b>Clemson</b>	<b>81,473</b>
10.	Tiger Stadium	LSU	80,140

## Largest NFL Stadium Capacities for 1995

Team	Stadium	Capacity
1. <b>Carolina Panthers</b>	<b>Clemson Memorial</b>	<b>81,473</b>
2. Detroit Lions	Pontiac Silverdome	80,494
3. Buffalo Bills	Rich	80,290
4. Cleveland Browns	Cleveland	78,512
5. Kansas City Chiefs	Arrowhead	77,872
6. New York Giants	Giants	76,891
7. New York Jets	Giants	76,891
8. Denver Broncos	Mile High	76,273
9. Jacksonville Jaguars	Gator Bowl	75,000
10. Tampa Bay Bucs	Tampa	74,315



## Clemson Tigers 1995 Schedule The 100th Season

Date	Opponent	Day	Time
Sept. 2	WESTERN CAROLINA	Youth Day	1:00 PM
Sept. 9	FLORIDA STATE	IPTAY Day	*12:00 Noon
Sept. 16	at Wake Forest		6:30 PM
Sept. 23	VIRGINIA	Parents Day	**12:00 Noon
Sept. 30	at N.C. State		TBA
Oct. 7	GEORGIA	Centennial Celebration	6:39 PM
Oct. 21	at Maryland		TBA
Oct. 28	at Georgia Tech		TBA
Nov. 4	NORTH CAROLINA	Homecoming	TBA
Nov. 11	DUKE	Hall of Fame Day	TBA
Nov. 18	at South Carolina		TBA

\* ABC television \*\* ACC television



## Carolina Panthers 1995 Home Schedule at Clemson's Death Valley

Date	Day	Game	Time
Aug. 12	Sat.	* Panthers vs. Denver Broncos	7:30 PM
Aug. 26	Sat.	* Panthers vs. New York Giants	4:30 PM
Sept. 17	Sun.	Panthers vs. St. Louis Rams	1:00 PM
Oct. 1	Sun.	Panthers vs. Tampa Bay Bucs	1:00 PM
Oct. 15	Sun.	Panthers vs. New York Jets	4:00 PM
Oct. 22	Sun.	Panthers vs. New Orleans Saints	1:00 PM
Nov. 19	Sun.	Panthers vs. Arizona Cardinals	1:00 PM
Dec. 3	Sun.	Panthers vs. Indianapolis Colts	1:00 PM
Dec. 10	Sun.	Panthers vs. San Francisco 49ers	1:00 PM
Dec. 17	Sun.	Panthers vs. Atlanta Falcons	1:00 PM

\* Exhibition Games