

Spring 2013

The pathways and performance of undergraduate engineering transfer students

Erin Shealy

Catherine Brawner

Catherine Mobley

Richard Layton

Follow this and additional works at: https://tigerprints.clemson.edu/grads_symposium

Recommended Citation

Shealy, Erin; Brawner, Catherine; Mobley, Catherine; and Layton, Richard, "The pathways and performance of undergraduate engineering transfer students" (2013). *Graduate Research and Discovery Symposium (GRADS)*. 34.
https://tigerprints.clemson.edu/grads_symposium/34

This Poster is brought to you for free and open access by the Research and Innovation Month at TigerPrints. It has been accepted for inclusion in Graduate Research and Discovery Symposium (GRADS) by an authorized administrator of TigerPrints. For more information, please contact kokeefe@clemson.edu.

The Pathways and Performance of Undergraduate Engineering Transfer Students

Erin Shealy^a, Catherine Brawner^b, Catherine Mobley^c, Richard Layton^d



^aClemson University, MS Applied Sociology, Clemson University; ^bPresident, Research Triangle Educational Consultants, Raleigh, NC; ^cProfessor, Dept. of Anthropology & Sociology, Clemson University; ^dRose-Hulman Institute of Technology, Terre Haute, IN

Introduction

Pathways

- Students who attend two or more post-secondary institutions, or transfer students, make up just over one-third of all U.S. students¹.
- Transfer students demonstrate lower retention² and graduation rates³ than “native” students who start and remain at the same institution.
- Transfer students may change to an institution in the same state or transfer to a school in another state.
- Studies focusing on transfer students emphasize the 2-year to 4-year (“vertical”) transition, while few consider the “horizontal” pathway (transfer from a 2-year or 4-year institution to another similar institution).

Performance

- When moving from one institution to another, math and science majors often experience a decrease in GPA (termed “transfer shock”⁴), whereas other majors’ GPAs stay the same or even increase⁵ (known as “transfer ecstasy”⁶).
- Understanding differences in pathways and performance is important, because the shrinking pool of U.S. engineering graduates jeopardizes America’s position in the global engineering and technology hierarchy⁷.

Background to Our Study

- Part of a larger, mixed-methods study involving a longitudinal analysis of the academic pathways of engineering undergraduate transfer students in the Multiple Institution Database for Investigating Engineering Longitudinal Development (MIDFIELD) partnership.
 - Database and partnership among 11 institutions
 - Database includes records from the 1987-88 to the 2009-10 academic school years
 - 1,000,000+ undergraduate student records total
 - These include 200,000+ engineering student records
- Quantitative methods: Statistical analyses of student records to model transfer student retention and success
- Qualitative methods: In-depth interviews with ~20 undergraduate engineering transfer students at each of six MIDFIELD institutions

Methods

- Analysis of demographic data of prospective interviewees (n=126) at 4 MIDFIELD schools
- Recruitment strategy: university personnel sent emails to qualifying engineering transfer students asking for their participation in a survey
- Gathered information on prior institutions attended, degrees received, major, and GPA at sending and receiving (MIDFIELD) institutions
- Students’ sending institutions were classified as two- or four-year⁸ institutions and as in- or out-of-state (compared to MIDFIELD school)

Results

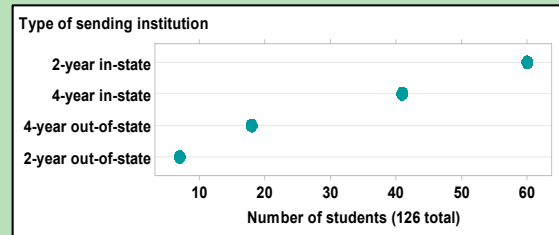


Figure 1. Transfer student pathways

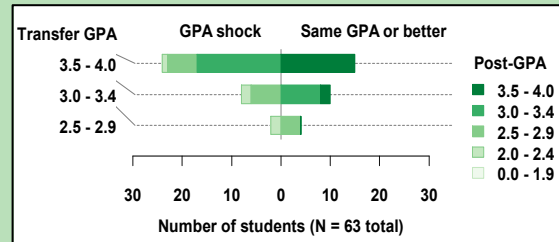


Figure 2. Two-year transfers—GPA outcomes

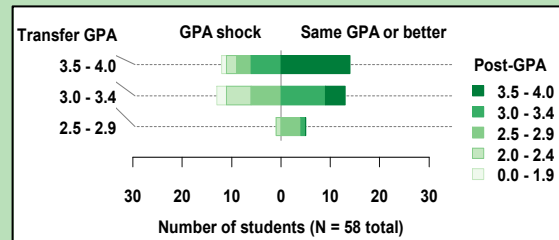


Figure 3. Four-year transfers—GPA outcomes

Discussion

Pathways

- We sought to characterize the transfer patterns (vertical vs. horizontal) in a sample of undergraduate engineering students to determine if the relative dearth of literature on the horizontal pathway compared to the often-studied vertical pathway was warranted.
- Almost half (46%) of the students in our sample transfer laterally from one 4-year institution to another. While horizontal transfer students do not make up a majority of the transfer students in our sample, our results indicate they are still underrepresented in the research on transfer students.
- A majority (80%) of students transferred to a receiving institution in the same state as their sending institution (see Figure 1).

Performance

- A second goal of the study was to investigate the academic outcomes of the sample of students (see Figures 2 and 3).
- Half the total sample experienced a decline in their GPA (“GPA shock”).
- Students entering the MIDFIELD institution with lower GPAs (2.5-2.9) tended to earn GPAs in the same range or better at their new school. Students entering with a 3.0 to 3.49 were as likely to experience GPA shock as not.
- However, students transferring with high GPAs were more likely to experience GPA shock if they were vertical transfer students (from 2-year institutions).
- More vertical transfer students in our sample reported GPA shock than horizontal transfers, but only by a slight margin.

Implications

- By specifically studying engineering transfers, we hope to increase the shrinking pool of engineering graduates.
- With more attention to, and understanding of, pathway differences, retention and graduation rates among transfer students may improve and time to degree completion rates may decrease.
- More research on horizontal transfers is necessary to help school personnel better prepare transfer students depending on their transfer pathway.
- Based on the findings about GPA shock, results suggest that 4-year institutions may better prepare students for academic transfer than 2-year institutions. Our future research will investigate this further.

References

- Hossler, D., Shapiro, D., Dunder, A., Ziskin, M., Chen, J., Zerquera, D., & Torres, V. (2012). *Transfer mobility: A national view of pre-degree student movement in postsecondary institutions*. Herndon, VA: National Student Clearinghouse Research Center. Retrieved from http://www.studentclearinghouse.info/signature/2/NSC_Signature_Report_2.pdf.
- Avakian, A. N., MacKinney, A. C. & Allen, G. R. (1982). Race and sex differences in student retention at an urban university. *College and University*, 57(2), 160-165.
- Porter, S.R. 1999. *Assessing transfer and native student performance at four-year institutions*. Paper presented at the 39th Annual Forum of the Association for Institutional Research, Seattle, WA.
- Hills, J. R. (1965). Transfer shock: The academic performance of the junior college transfer. *The Journal of Experimental Education*, 33(3), 201-215.
- Cejda, B. D., Kaylor, A. J., & Rewey, K. L. (1998). Transfer shock in an academic discipline: The relationship between students’ majors and their academic performance. *Community College Review*, 26(3), 1-13.
- Nickens, J. M. (1972). *Transfer shock or transfer ecstasy?* Paper presented at the American Educational Research Association meeting, Chicago, IL.
- Davis, C. E., Yeary, M. B., & Sluss, J. J. (2012). Reversing the trend of engineering enrollment declines with innovative outreach, recruiting, and retention programs. *IEEE Transactions on Education*, 55(2), 157-163.
- Carnegie Foundation for the Advancement of Teaching (2010). *The Carnegie Classifications of Institutions of Higher Education*. Retrieved from <http://classifications.carnegiefoundation.org/>