

C.J. SPILLER, RB
First-Team Freshman
All-American, 2006



Barry RICHARDSON, OT
First-Team All-ACC, 2006
Outland Trophy Candidate, 2007



James DAVIS, RB
First-Team All-ACC 2006

CLEMSON

2007



Nick WATKINS, LB



Tramaine BILLIE, LB

**solid
ORANGE**

IT'S ABOUT PRIDE

Rod Gardner's last second catch vs. South Carolina led to a 16-14 Tiger victory in 2000.

Clemson defeated a ninth ranked Florida State team in Tallahassee in 2006 on a touchdown run by James Davis with eight seconds left. It was Clemson's third win over the Seminoles in the last four years.

THE BOWDEN ERA

Gaines Adams was the number-four selection of the NFL draft in 2007, tied for the highest draft pick in Clemson history.

Clemson played host to ESPN GAMEDAY in October of 2006. The largest on-campus GAMEDAY crowd turned out to greet the ESPN crew at Bowman Field, Clemson's home football field in the early 1900s. Clemson completed the day with a 31-7 win over 13th ranked Georgia Tech behind the 332 rushing yards of James Davis and C.J. Spiller.

- Two-time-ACC Coach of the Year (1999, 2003).
- Third winningest coach in Clemson history (60-38).
- 11th among Division I active coaches in career winning percentage at .650 (min. 10 years).
- FCA National Coach of the Year for 2005.
- Semifinalist for Munger Award as national coach of the year in 2006.
- Has led Clemson to nine top 25 wins-over-the last four years, tied for most in a four-year period in Clemson history. That includes top 10 road wins at Miami (FL) and Florida State during this time.
- Six of the top 10 home attendance seasons in Clemson history have taken place in his eight years as Tigers head coach.
- First coach in Clemson history to record seven consecutive winning seasons. Clemson has been bowl eligible in all eight of his seasons at Clemson.
- One of six coaches to have a Division I program bowl eligible each of the last 10 seasons.
- First ACC coach to beat Florida State three times in a four-year period since the Seminoles joined the conference.
- Has nine wins over coaches who have won the national championship (Bobby Bowden-3, Lou Holtz, Steve Spurrier, Larry Coker, Phillip Fulmer, Howard Schnellenberger) over the last four years.
- Has 6-2 record against in-state rival South Carolina, best winning percentage among Clemson head coaches given min of five games.
- The football program's 94 percent APR in December of 2005 was listed second among top 25 teams. Its Graduation Success Rate was second in the nation among top 25 teams in September of 2006. Fifteen seniors off the 2006 team have already earned degrees.
- The top six semester GPAs on record for the Tiger football program have taken place in his tenure.
- Has Coached a first-round draft choice each of the last two years in first-team All-Americans Tye Hill (2006) and Gaines Adams (2007).

ESPN COLLEGE GAMEDAY

THE HOME DEPOT

Bowden was named ACC Coach of the Year in 1999 and 2003, the FCA National Coach of the Year in 2005 and a semifinalist for the Munger National Coach of the Year in 2006.

FOOTBALL COACH OF THE YEAR

GRANT TEEFF COACH OF THE YEAR

Clemson's Football Heritage



Academic Excellence


- Clemson was fourth in the nation among Division I schools for its graduation rate by the NCAA on December 19, 2005. The American Football Coaches Association has also cited Clemson for excellence in this area three times in the eight years Tommy Bowden has been head coach of the Tigers.
- Clemson was second in the nation among top-25 teams in the **USA Today** poll in September of 2006 in terms of graduation success rate. Those figures will continue to rise, as 15 seniors from the 2006 team already have walked across the stage in Littlejohn Coliseum to receive their undergraduate degrees.
- Tommy Bowden has had 36 players in his eight seasons who have played for the Tigers after they earned their undergraduate degree. Since Bowden has been at Clemson, nearly 80 percent of the scholarship players who have stayed until their senior season have earned their degree.
- Chad Carson and Kyle Young were first-team academic All-Americans in the 2000 and 2001 seasons. Clemson was the only Division I school in the nation with two first-team picks each year. Young was a first-team academic All-American from 1999-01 and became just the second ACC player in history to be a three-time, first-team selection. He is one of just two offensive linemen in college football history to be a three-time, first-team academic All-American. He is currently an assistant athletic director in the Clemson Athletic Department.
- Chad Carson joined Kyle Young in graduating from Clemson University Summa Cum Laude. In 2002, Carson reached the final stage of the Rhodes Scholarship selection process, as he was the only Division I football player in the nation who could make that prestigious claim. Carson also received Clemson's Algernon Sydney Sullivan Award for service to others.



- Clemson's football team had 25 players named to the academic honor roll for the spring semester of 2007. Even though Tommy Bowden has served as head coach just 17 semesters entering the 2007-08 academic year, the top-six team academic honor roll totals and the top-six team GPAs have taken place under his watch.

All-Americans

- Clemson has had a history of decorated football players. The program boasts 57 different All-Americans in its history, including 2006 first-team selection Gaines Adams, who was a unanimous All-American. It marked the second straight year Clemson had a consensus first-team All-American, as Tye Hill was named in 2005. The program has had at least one All-American in 28 of the last 30 years.
- Gaines Adams became just the second unanimous first-team All-American in school history when he was selected in 2006. He joined Terry Kinard (1982) with that distinction.
- Clemson has had at least one First-Team All-ACC player each of the last 30 years, the longest active streak and the longest overall streak in ACC history. The school had five First-Team all-ACC selections in 2006, tied for the most in the ACC. That included an ACC-best four first-team selections on offense, more than any other school. They were big reasons Clemson led the ACC in scoring offense, rushing offense, and total offense.
- Clemson had nine players named to the ACC's 50-Year Anniversary team, more than any other school. The list of honorees shows the balance of the program over the years, as every area of a football team (by position) was represented. The



nine players are Joe Bostic, Jerry Butler, Bennie Cunningham, Jeff Davis, Steve Fuller, Terry Kinard, Michael Dean Perry, William Perry, and Anthony Simmons. All nine players were All-Americans during at least one season at Clemson and played in the NFL.

Bowl History

- Clemson has been to 29 bowl games in its history. Clemson's 15-win total in those games is 18th-best in college football history.
- Clemson's first bowl game was a 6-3 victory over Boston College and Frank Leahy in the 1940 Cotton Bowl. Leahy is still second in college football history in winning percentage.
- Clemson won five straight bowl games between the 1986 and 1990 seasons, tied for the seventh-longest winning streak in college football history in consecutive seasons. Clemson defeated Stanford, Penn State, Oklahoma, West Virginia, and Illinois during the stretch.
- Clemson has defeated some of the top coaches in college football history in bowl competition. Among the list of celebrated head coaches who have lost to Clemson in bowl games since the ACC was founded are Joe Paterno (#2-winningest coach in Division I on a total victories basis), Barry Switzer (#4-winningest Division I coach on a winning percentage basis), and Tom Osborne (#5-winningest Division I coach on a winning percentage basis). Hall of Fame Head Coach Woody Hayes suffered his final defeat against the Tigers in 1978 at the Gator Bowl. Overall, Clemson has defeated eight head coaches in bowl games who are enshrined in the College Football Hall of Fame.
- The 2006 Music City Bowl was Clemson's 18th bowl appearance since 1985, a tangible representation of the program's consistency. That mark is tied for the ninth-most bowl appearances in the nation in the last 22 seasons.



In 2006-07, Gaines Adams was a unanimous All-American on the field, earned his degree, and was the #4 overall pick of the NFL draft.




Clemson's Football Heritage

Championship Tradition

- The Tigers were named national champions by every service in 1981, as they were the only school in the nation with a perfect record (12-0) that season. The year included three wins over top-10 teams (Georgia, Nebraska, North Carolina), the only team in college football to beat three top-10 teams in 1981. It was just the second national title for an ACC school.
- The 1981 team had five All-Americans on its roster, including first-team selections Jeff Davis, Terry Kinard, and Perry Tuttle. Thirty-one players on the 1981 squad were eventually drafted by the NFL, and 22 players eventually played in the NFL. Twenty-three different players on the 1981 roster were First-Team All-ACC selections at one time during their careers.
- Since the ACC was formed in 1953, Clemson has more overall wins (363) and wins in ACC games (223) than any other school.
- Clemson has won 13 ACC titles (12 outright and one tied), still the all-time ACC record.
- Clemson won the Southern Conference title in 1940 and 1948, giving the program 15 conference crowns over the years.

Coaching Success

- Clemson has a legendary history when it comes to coaching. Three former Tiger mentors (John Heisman, Frank Howard, Jess Neely) are already in the College Football Hall of Fame. Howard was Clemson's coach when the ACC was founded and promptly took the Tigers to six ACC titles. No coach had more league titles than Howard during his 30-year tenure at Clemson. He concluded his career with 165 victories, and his 30-year tenure still ranks third in NCAA history for a coach serving at one school.
- Danny Ford coached Clemson to the National Championship in 1981 and won six bowl games in his Clemson career, second on the all-time ACC coaching list. His 76-percent winning mark is also second-best in ACC history. He was the consensus national coach-of-the-year in 1981, and he remains the youngest coach (33) to win a national title.
- Tommy Bowden has continued the tradition of outstanding Tiger coaches by leading the team to bowl games each of his first five years, the only coach in Clemson history to do that. He has been named ACC Coach-of-the-Year twice in his first eight years at Clemson. In 2003, he became the second Tiger coach to defeat three top-25 teams in the same year and the second to record at least two top-10 wins in the same year. He duplicated the feat in 2005 by defeating three top-20 teams, the first time that had been done since 1981.
- Tommy Bowden has had his teams bowl eligible in each of his 10 years as a Division I head coach, one of just six active Division I coaches who has had a team bowl eligible every year since 1997. The others are Frank Beamer (Virginia Tech), Bobby Bowden (Florida State), Jeff Bowers (Southern Mississippi), Mack Brown (Texas), and Lloyd Carr (Michigan). Bowden has a 65-percent winning mark, 11th-best in the nation among active coaches with at least 10 years of experience.
- Bowden became the first coach in Clemson history to record seven consecutive winning seasons when



Danny Ford coached Clemson to the 1981 national title. His 76-percent winning mark from 1978-89 is second-best in ACC history.

he took the Tigers to an 8-5 record in 2006. He is just the fifth ACC coach to do it.

Conference Competitiveness

- Clemson is a charter member of the Atlantic Coast Conference. Year in and year out, the ACC is considered among the best of the BCS conferences. The league is competitive with 12 teams, eight of which had at least eight wins in 2006.
- The ACC has a 25-16 bowl record since 2001, the top bowl record among all conferences. The ACC is the only league to have at least a break-even record in bowl games each of the last six years.
- The ACC had 51 players chosen in the 2006 NFL draft, more than any other conference. That included 10 first-round selections, eight of which were defensive players.
- Clemson, Florida State, Georgia Tech, Maryland, and Miami (FL) are schools within the conference that have won a national title.
- An ACC player has been the top defensive player of the NFL draft each of the last two years. Mario Williams of N.C. State was the top selection among defensive players in 2006, while Clemson's Gaines Adams was the first pick among defenders in 2007.
- Seventeen different ACC players were named first, second, or third-team All-American in 2006.


Exposure

- Clemson is one of the most televised teams in the nation every year. In 2006, all 13 Tiger games were on some sort of television. Seven games were shown on **ESPN** and another was shown on **ABC**.
- Since Tommy Bowden became head coach of the Tigers in 1999, 83 of the 98 games have been televised.
- Clemson's 2006 senior class had 41 of their 49 games on live television, including 36 games on one of the **ESPN** family of networks.

- Clemson has averaged 8.5 televised games over the last 22 years.
- Each season, the Clemson vs. Florida State game is one of the nation's most highly-rated college football games. This year's game will be televised by **ESPN** and will be shown nationally on Labor Day evening.

First-Round Draft Selections

- Gaines Adams was the #4 overall selection of the 2007 NFL draft by the Tampa Bay Buccaneers. Adams tied for the highest draft pick by a Clemson player in history and the highest since 1939 when Banks McFadden was the #4 overall selection of the NFL draft by the Brooklyn Dodgers. Adams' selection tied for the third-highest selection in any sport in Tiger history.
- With Gaines Adams' selection, Clemson is one of just three schools nationally to have a top-15 NFL draft selection each of the last two years. Tye Hill was the #15 overall pick of the Saint Louis Rams in 2006. In addition to Clemson, Florida State and Ohio State are the three teams with a top-15 selection in both 2006 and 2007. Obviously, two of the three coaches with a top-15 selection the last two years are Bowdens, Florida State Head Coach Bobby Bowden and Clemson Head Coach Tommy Bowden.
- Ten Schools have had at least one first-round selection each of the last two years. Three of the 10 are ACC schools. In addition to Clemson, Florida, Florida State, Louisiana State, Miami (FL), Ohio State, Oklahoma, Penn State, Tennessee, and Texas are also on the list.
- Gaines Adams was the third first-round draft selection under Tommy Bowden. The others are Rod Gardner (#15 in 2001 by the Redskins) and Tye Hill (#15 in 2006 by the Rams). All three earned their degrees from Clemson. Adams graduated in December of 2006.
- Gaines Adams was the #4 overall pick of the 2007 draft, but he was the first defensive player taken.



ESPN College GameDay visited Clemson to see the Tigers' 31-7 win over #13 Georgia Tech in 2006. All 13 games in 2006 were televised, including 10 on ESPN networks.



- Clemson had five players taken in the 2007 NFL draft, its high total for a draft since six Tigers were taken in the 1999 draft. Four of the five have already graduated from Clemson.
- Gaines Adams became the 10th Tiger in history to be a first-round draft pick, a first-team All-American, and earn a degree in the same academic year. Adams and Patrick Willis of Mississippi were the only two players to accomplish all three in 2006-07. Tye Hill also accomplished the feat in 2005-06.
- Clemson had 10 players drafted in 1983, an ACC record for players drafted from the same school in one year.
- Clemson has had 192 players drafted over the years, including five players from the 2006 team. Clemson was among the top-15 teams in the nation in drafted players in 2007.

Hall of Fame


- Former Clemson consensus All-American and 1981 National Championship team captain Jeff Davis will be inducted into the College Football Hall of Fame in 2007. Davis is regarded as one of the great leaders of any team in Tiger athletics history. He had 175 tackles on the 1981 team, leading the Tigers to a perfect 12-0 record.
- Jeff Davis is the second member of Clemson's National Championship team to be enshrined in the College Football Hall of Fame. Terry Kinard was inducted in 2001 in New York City. Both Davis and Kinard are also members of the Clemson Ring of Honor at Memorial Stadium.
- Clemson had a special night in New York City on December 11, 2001. That evening, Terry Kinard was inducted into the College Football Hall of Fame and Kyle Young was a recipient of a National Football Foundation Scholar-Athlete Award. Clemson was the only school in the nation with one of each in 2001.
- Terry Kinard was the first Tiger football player to win a national individual award. He was named the 1982 national defensive player-of-the-year by **CBS**. That year (his senior season), he was a first-team unanimous All-American, the first unanimous All-American in Clemson football history. He was named to the ACC's 50-Year Anniversary team in 2002, and he was also listed among the top-50 athletes in the history of the ACC, regardless of sport.
- Three former Clemson coaches are in the College Football Hall of Fame. The list includes John Heisman (1900-03), Jess Neely (1931-39), and Frank Howard (1940-69).
- Banks McFadden, Clemson's greatest all-around athlete and a First-Team **AP** All-American in 1939, was inducted into the College Football Hall of Fame in 1959.

NFL Influence

- Clemson had 21 former players in the NFL during the 2006 season, the 21st-consecutive year the Tigers have had at least 18 former players on NFL rosters.
- Over the years, 20 former Tigers have combined to win 28 Super Bowl Championship rings. Chris Gardocki was added to the list in 2006 as the starting punter for the Pittsburgh Steelers. The

leader is Jeff Bostic, who started on three Super Bowl Championship teams with the Washington Redskins.

- Clemson has had an alum on the Super Bowl Championship team in five of the last nine years. Clemson was one of six schools to have a representative on each of the four teams involved in the conference championship games at the end of the 2005 season.
- Linebacker Leroy Hill started in the 2006 Super Bowl for the Seattle Seahawks. He had 7.5 sacks during the season, third among NFL rookies in 2005.
- Trevor Pryce, an All-ACC player at Clemson in 1996, has won two Super Bowl Championship rings and been a four-time Pro Bowl selection. He became the highest-paid defensive lineman in NFL history in 2001. He was one of eight former Tiger defensive linemen on NFL rosters in 2006 and finished the year with 13.5 sacks, among the top-five totals in the NFL.
- Brian Dawkins is one of the stars of the NFL among defensive players. A 1996 Clemson graduate, Dawkins was an All-American on Clemson's 1995 team when he finished the season 10th in the nation in interceptions. He became the first player in NFL history in 2002 to have a sack, interception, recovered fumble, and touchdown reception in the same game. He has been named to the Pro Bowl six times in the last eight seasons, including the 2007 Pro Bowl. Dawkins and former All-American Michael Dean Perry have been to a Tiger-alum-high six Pro Bowls.
- Levon Kirkland, now an administrator in the admissions office at Clemson, was named to the NFL All-Decade Team of the 1990s for his play with the Steelers.



Kick returner Justin Miller (above) joined safety Brian Dawkins as former Tiger gridders who played in the 2007 Pro Bowl.

Clemson Alma Mater

Where the Blue Ridge yawns its greatness
Where the Tigers play
Here the sons of dear old Clemson
Reign supreme away.

Chorus

Dear old Clemson, we will triumph
And with all our might
That the Tigers' roar may echo
O'er the mountain height.

Poll Presence

- The 2005 season marked the 22nd year Clemson has been ranked in the final top 25 of the **AP** poll. Clemson's highest ranking is #1, a mark that was achieved on November 30, 1981 and in the final poll of that season (January 4, 1982).
- Clemson once had a streak of 46 consecutive weeks ranked in the **AP** poll during the 1980s.
- Clemson finished in the top 20 of all final polls from 1986-91, a six-year streak. The Tigers had exactly two losses in each of those six seasons.
- Clemson was ranked in the final top 20 of the **AP** poll six times in the 1980s. The Tigers were fifth in the nation in winning percentage in that decade.
- Beating ranked opponents has been a hallmark of Clemson's success. The Tigers have beaten an **AP**-ranked opponent 18 of last 21 years, including nine top-25 wins over the last four years, tied for the most in a four-year period in school history. The Tigers nine top-25 wins are 10th nationally during the last four years.
- Clemson has four top-10 wins in the last four years, including a victory over #3 Florida State in 2003, the highest-ranked team the Tigers have beaten in their history. Clemson had a victory at #9 Florida State in 2006, its first win in Tallahassee since 1989.
- Clemson was 2-0 against top-15 teams in 2006, including the win at #9 Florida State and the victory over #13 Georgia Tech at Memorial Stadium.

Prominent Former Tigers

- Dwight Clark was the NFL MVP in 1982. He was the recipient of "The Catch" for the San Francisco 49ers against the Dallas Cowboys in the 1981 NFC Championship game. It is still replayed on **ESPN Classic** every night when it introduces its "Sports Century" feature.
- Charlie Waters was a three-time Pro Bowl selection with the Cowboys. He played on two Super Bowl Championship teams before going on to a college coaching career at Oregon.
- Charlie Waters and Jeff Bostic were both named to **ESPN's** 40-Man Roster of Greatest Super Bowl Players, released prior to Super Bowl XL.
- The Perry Brothers, William and Michael Dean, were starters on Clemson's 1984 defense. Both were named to the ACC's 50-Year Anniversary team in 2002. William played on Clemson's national title team as a freshman, then on the Super Bowl Champion Bears of 1985. Michael Dean played in six Pro Bowls with Cleveland and Denver, tied for the most among former Tigers. Both were named ACC Player-of-the-Year in their careers, William in 1984 and Michael Dean in 1987. They are the only brother combination in ACC history that can make that claim.



Table of Contents

General Information

| | |
|-----------------------------------|-----|
| Clemson's Football Heritage | 1-3 |
| Table of Contents | 4 |
| Media Information | 5 |
| 2007 Clemson Outlook | 6-9 |
| 2007 Clemson & ACC Schedule | 10 |

Coaching Staff

| | |
|--|-------|
| Tommy Bowden (Head Coach) | 11-16 |
| Brad Scott (Associate Head Coach) | 17 |
| Vic Koenning (Defensive Coordinator) .. | 18 |
| Rob Spence (Offensive Coordinator) ... | 19 |
| Dabo Swinney (Assistant Head Coach) .. | 20 |
| David Blackwell | 21 |
| Billy Napier (Recruiting Coordinator) ... | 22 |
| André Powell | 23 |
| Chris Rumph | 24 |
| Ron West | 25 |
| Graduate Assistants & Football Administration .. | 26 |

Athletic Administration

| | |
|--|-------|
| NCAA Compliance & Football Support Staff .. | 27 |
| James F. Barker (President) | 28 |
| Dr. Terry Don Phillips (Athletic Director) .. | 29 |
| Athletic Department Staff | 30-32 |

This is Clemson University

| | |
|------------------------|-------|
| University Facts | 34,35 |
| Vickery Hall | 36,37 |
| Campus Life | 38,39 |

This is Clemson Football

| | |
|--|-------|
| ESPN College GameDay | 40,41 |
| Running Down the Hill | 42,43 |
| Memorial Stadium | 44-46 |
| New Locker Room & Player Lounge | 47 |
| WestZone | 48,49 |
| Strength & Conditioning | 50,51 |
| 1981 National Championship Season .. | 52,53 |
| Clemson's Bowl History | 54,55 |
| Wins Over Ranked Opponents | 56 |
| All-Americans | 57 |
| Former NFL Greats | 58,59 |
| Super Bowl Champions | 60 |
| Pro Bowl Selections | 61 |
| First-Round Draft Picks | 62 |
| Tigers in the NFL in 2006 | 63 |
| Offensive Line Tradition | 64 |
| Receiver Tradition | 65 |
| Quarterback Tradition | 66 |
| Running Back Tradition | 67 |
| Defensive Line Tradition | 68 |
| Linebacker Tradition | 69 |
| Defensive Back Tradition | 70 |
| National Exposure | 71 |
| 2006 ACC Standings & Honors; Future Clemson Schedules .. | 72 |
| ACC Football & Bowl Information | 73 |
| Clemson Ring of Honor | 74 |

| | |
|----------------------------|----|
| Clemson Hall of Fame | 75 |
| 2006 Lettermen | 76 |

Meet the Tigers

| | |
|---|---------|
| 2007 Veteran Roster | 78 |
| 2007 Newcomers, Reserves, & Coaches Roster .. | 79 |
| Veteran Bios | 80-110 |
| Veteran Reserves; Year-By-Year Attendance .. | 111 |
| Rookie Bios | 112-115 |

2006 Review

| | |
|--|---------|
| Career Stats of 2006 Seniors | 116 |
| Overall Team & Individual Stats | 118,119 |
| Team Game-By-Game Stats | 120 |
| Superlatives | 121 |
| Individual Offensive Game-By-Game Stats .. | 122 |
| Individual Defensive Game-By-Game Stats .. | 123 |
| Game Reviews & Stats | 124-130 |
| Game-By-Game Starts & Participation .. | 130,131 |
| Honors & Awards | 132 |

2007 Opponents

| | |
|--|---------|
| Series Scores | 133-135 |
| Opponent Information | 136,137 |
| Against All Competition & Conferences .. | 138 |

History & Records

| | |
|--|---------|
| Individual Records | 140-142 |
| Records By Class | 143 |
| Team Records | 144,145 |
| Single-Game Team Bests | 146-149 |
| Team Season Bests | 150,151 |
| Long Plays | 152,153 |
| Individual Game Bests | 154-156 |
| Yearly Leaders | 157-159 |
| Individual Season Bests | 160,161 |
| Career Leaders | 162-164 |
| Individual Defensive Records & Longest Drives .. | 165 |
| Yearly Defensive Leaders | 166 |
| Individual Season & Career Defensive Bests .. | 167 |
| Top-25 NCAA Stat Rankings | 168,169 |
| Former Head Coaches | 170-173 |
| All-Time Assistant Coaches | 174,175 |
| Head Coaching Records | 175 |
| Lettermen | 176-182 |
| Fourth Quarter Wins | 182 |
| Award Winners | 183-185 |
| All-America Tiger Stats | 186-189 |
| All-ACC Selections | 189 |
| Pro Players (All Leagues) | 190-192 |
| NFL Alumni Honors & Participation | 193 |
| NFL Draft Picks | 194,195 |
| Highest Scoring Quarters | 195 |
| Returns For Touchdowns | 196 |
| Weekly Rankings | 197 |
| Year-By-Year Team Records | 198,199 |
| Yearly Clemson & Opponent Stats .. | 200,201 |
| All-Time Results | 202-208 |

Clemson Athletics Mission Statement

The Department of Athletics offers nationally prominent athletic programs. Through a dedicated commitment to educational interests, a competitive athletic program, and integrity in all areas, the student-athletes, coaches, and staff strive to bring credit and recognition to Clemson University.

The mission of the Athletic Department is to sponsor a broad-based athletic program that provides educational and athletic opportunities for young men and women to grow, develop, and serve the interests of Clemson University by complementing and enhancing its diversity and quality of life.

Furthermore, the Athletic Department seeks to be a source of pride for the citizens of South Carolina and to be recognized as a nationally prominent program, through consistently high levels of performance and accomplishment in athletic competitions.

The Athletic Department strives to develop student-athletes academically and athletically with the total commitment of aiding their efforts to graduate from Clemson and advance to careers that will enable them to be productive members of society.

The Athletic Department will act in an ethical and honest manner, dedicated to compliance with all Federal, State, NCAA, Conference, and University rules and regulations.

Media Guide Credits

Credits

The 2007 Clemson Football Media Guide was written and edited by Sports Information Director **Tim Bourret**. Layout, design, and editorial assistance by Associate Sports Information Director **Brian Hennessy**.

The following people also contributed editorial assistance: **Sam Blackman, Brent Breedin, Joni Byars, Ashley Earle, Brittney Earle, Katrina Eddie, Libby Kehn, Christine Long, McKenna Maertens, Trey McCurry, Philip Sikes, Dr. Harold Vigodsky**.

Special thanks to the late **Bob Bradley**, whose 45 years of research and dedication to Clemson made production of this media guide easier for future generations.

On the Cover

The cover features three returning All-ACC players from Clemson's 2006 offense that led the ACC in total offense, rushing offense, and scoring offense along with two senior leaders at linebacker.

James Davis and **C.J. Spiller** are known as "Thunder & Lightning," a nickname given by **ESPN's** Todd Blackledge during their combined 332-yard rushing performance in the Tigers' 31-7 win over #13 Georgia Tech in October. They combined for 2,125 rushing yards and 29 total touchdowns in 2006. **Davis** was named First-Team All-ACC, while **Spiller** was a Second-Team All-ACC pick in 2006.

Many of the holes they ran through were opened by **Barry Richardson**, a 2006 First-Team All-ACC offensive tackle who is listed as a first-team preseason All-American by **Athlon**, **Lindy's**, and **Playboy** for 2007.

The Tiger defense is led by returning tackle leader **Nick Watkins**, who had 116 stops last year as a junior. He was a major reason Clemson finished in the top 20 in the nation in six different categories in 2006. **Tramaine Billie** sat out last year with an injury, but he will return at starting linebacker in 2007. He has been a key member of two top-25 teams in his career.

Cover Design

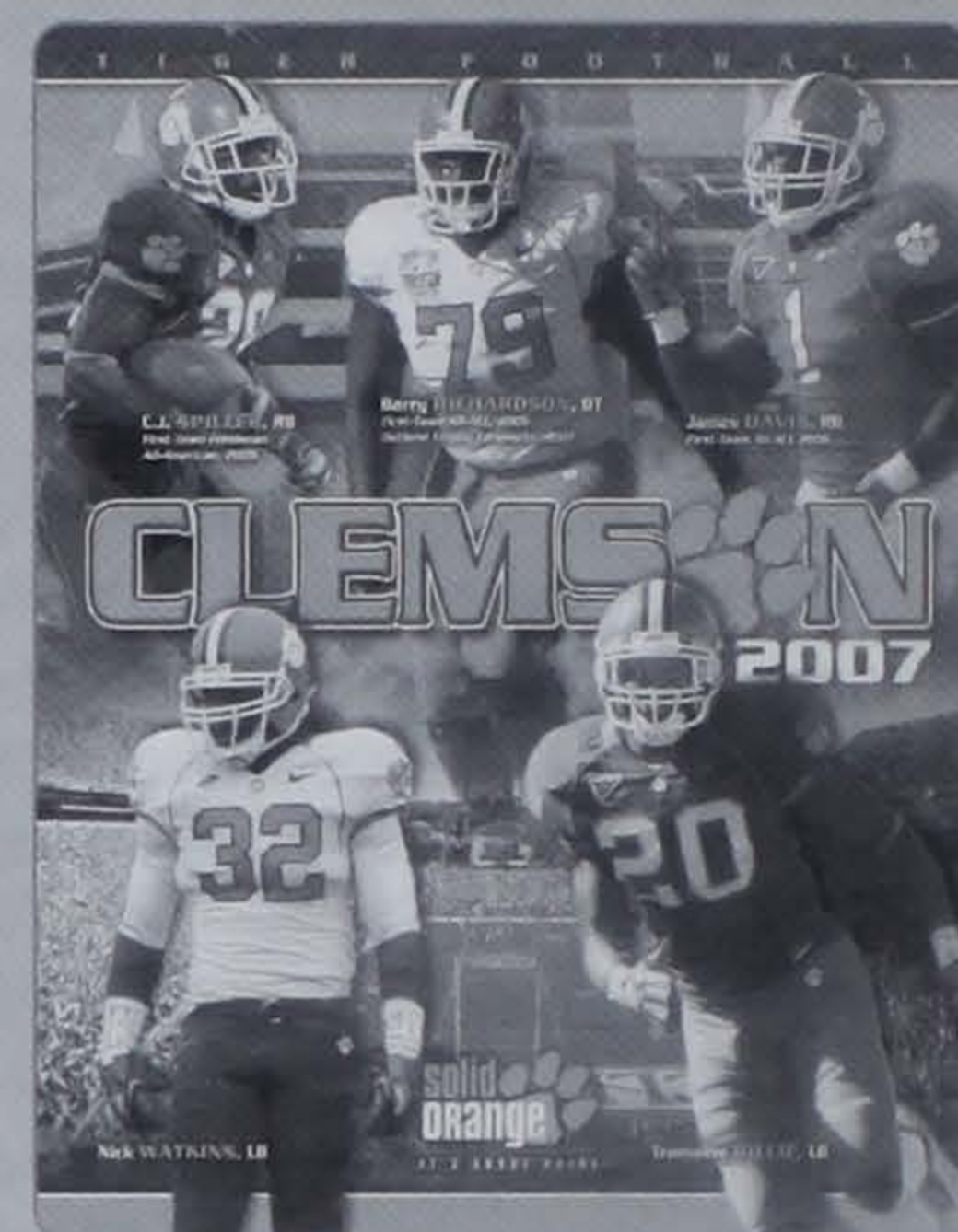
Thanks to **John Schaffhauser** of Canton, MS for his design of the four covers. Photos used for the cover designs by **Kevin Bray, Mark Crammer, Frankie Creel, Tommy Crumpton, Roy Philpott, Randy Rampey, Vern Verna, and Patrick Wright**. Special thanks to the media relations departments of the NFL teams who supplied photos for the back cover.

Printing

Electric City Printing Company of Williamston, SC.

Photo Credits

Frank Alexander, Cris Ard, Kevin Bray, Rex Brown, Larry Cagle, Kerry Capps, Eddie Cliffe, Mark Crammer, Frankie Creel, Thomas Croke, Tommy Crumpton, Ken Eagle, Julie Eudy, Darryl Glubczynski, Jim Graham, John Hamlin, Scott Harke, Phil Hoffman, Mark Houde, Mike Kane, Brian Killian, Dave Lewis, Craig Mahaffey, Bill



McCollough, David Minton, Jim Moriarty, Roy Philpott, Randy Rampey, John Reid III, Ken Ruinard, Harry Scull, Jr., Bill Settlef, Robert Smith, John Sokolowski, Linda Steltier, Matt Sweeney, Vern Verna, Bob Waldrop, Teresa Wooten, Patrick Wright, David Yoblick, Hank Young, Action Sports of America, and NFL. Also, special thanks to the late Earle "Pepper" Martin, who donated thousands of photos in all sports to the athletic department over the years.

Extra Copies

Available for \$15 each at the Clemson Ticket Office at Memorial Stadium or via mail. Send a check made out to the Clemson Athletic Department for \$15 and mail to P.O. Box 632, Clemson, SC 29633.

What's Missing

Longtime Tiger fans will notice that the 2007 football guide, like the 2005 and 2006 guides, is considerably smaller than those published in previous years. In fact, the last time a Clemson football media guide was less than 208 pages was in 1988, when it was 200 pages.

No, Clemson is not de-emphasizing football. The NCAA passed a national rule in 2005 that limits the size of all media guides in all sports to just 208 pages. The 2004 Clemson football media guide was 376 pages (including divider pages), so it was a difficult task to decide what to eliminate from the published version.

We continue to update items that have been eliminated from the published version of the press guide, and we have posted those pages on our athletic website (ClemsonTigers.com). The following major items can be found on the website under the football page:

- All-American bios
- All-Star game appearances
- Biographies of Clemson greats
- Bowl Summaries for each of the 28 bowl games
- Coaching records vs. all-opponents
- Chronological history of the program
- Last time it happened
- Radio network information
- Season notes (2006)
- Season statistics under Tommy Bowden
- Senior bios (2006)
- Stadium records
- Starting lineups by year

Media Information



ACC Satellite Feed

The ACC will hold a football video highlight feed with interviews and highlights each Wednesday during the season from 2:30 PM to 4:00 PM. Contact Scott McBurney at the ACC office for the coordinates at (336) 851-6062.

ACC Teleconference

The ACC will hold a teleconference for the media each Wednesday from 10:30 AM to 12:30 PM through the season. The first session will be August 29 and the last will be Tuesday, November 20. Each coach will have 10 minutes to make an opening statement and answer questions. There will be a replay of each teleconference at TheACC.com. Contact the ACC office at (336) 851-6062 for the phone number to call. The schedule is as follows:

| Head Coach | Team | Time |
|---------------------|----------------|-----------------|
| Jeff Jagodzinski | Boston College | 10:30 AM |
| Tommy Bowden | Clemson | 10:40 AM |
| Frank Beamer | Virginia Tech | 10:50 AM |
| Bobby Bowden | Florida State | 11:00 AM |
| Chan Gailey | Georgia Tech | 11:10 AM |
| Ralph Friedgen | Maryland | 11:20 AM |
| Randy Shannon | Miami (FL) | 11:30 AM |
| Butch Davis | North Carolina | 11:40 AM |
| Tom O'Brien | N.C. State | 11:50 AM |
| Al Groh | Virginia | 12:00 PM |
| Ted Roof | Duke | 12:10 PM |
| Jim Grobe | Wake Forest | 12:20 PM |



Clemson's Official Athletic Website

ClemsonTigers.com

Credentials

Send all applications for media credentials (photo and print) to Clemson home football games at Memorial Stadium to Senior Associate Sports Information Director Sam Blackman via email at blackmj@clemson.edu or by fax at (864) 656-0299.

Press Box

There are two levels to Clemson's press box at Memorial Stadium, located in the center of the club level of the South stands (Clemson sideline). The first level contains the photo deck, a photographer work room, the outside public address system, stadium operations, and security, along with booths for field telephones, radio networks, and Clemson Athletic Department officials. The second level is for the print media, with seats for 124 members of the press. This level houses Clemson's buffet along with the work room.

Press Entrance to Memorial Stadium

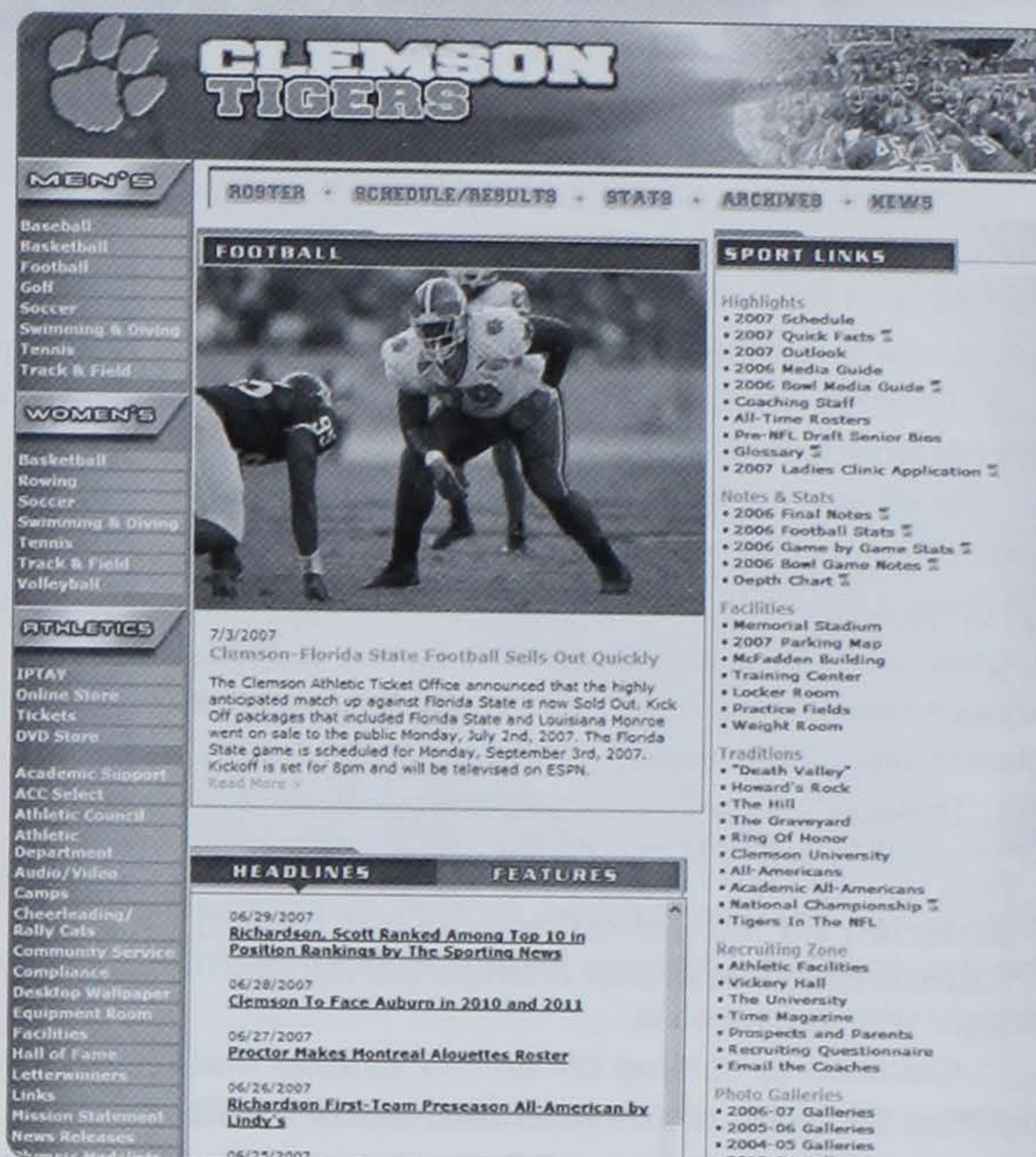
The press parking lot for games at Clemson Memorial Stadium is at the football practice fields. A golf cart will take you to Gate 13 at the stadium. Enter the gate and proceed to the elevator.

All media will-call credentials can be picked up at the Memorial Stadium ticket office at the corner of the stadium closest to Littlejohn Coliseum.

SID Contact Information

SID Phone Number: (864) 656-2114
SID Fax Number: (864) 656-0299
Press Box Phone Number: (864) 654-3326
SID Office Address: ... P.O. Box 31; Clemson, SC 29633
SID Overnight Address: Jervy Athletic Center;
 100 Perimeter Road; Clemson, SC 29633

Head Coach Tommy Bowden holds his weekly press conference on Tuesdays at 11:00 AM in the McFadden Auditorium.



ClemsonTigers.com has the most up-to-date statistical and biographical information on Tiger football, including features, media guide (pdf), photo galleries, press conference audio, releases, rosters, and stats.

Wireless/Phones

We have wireless internet service in the Memorial Stadium Press Box. If you wish to order a phone at your seat, call Karen Smith at the Clemson Telecommunications Office at (864) 656-0332.

Weekly Press Conference

Tommy Bowden's weekly press conference is held on Tuesdays during the season. The first session will begin at 11:00 AM on August 28 at the McFadden Building auditorium.

The media will interview Coach Bowden from 11:00 AM to approximately 11:45 AM. Clemson players will be available prior to Bowden's press conference and after, depending on their class schedules. Contact Tim Bourret for specific players.

Clemson player interviews are held Monday at Vickery Hall between 10:15 AM and 12:30 PM, on Tuesdays at the press conference, and on Wednesday afternoon at the SID office. No player interviews are allowed on Thursday or Friday.

Clemson SID Staff



Tim Bourret
 Assistant AD, Sports Information
 Office - (864) 656-1926
 Email - btimoth@clemson.edu



Sam Blackman
 Senior Associate SID
 Office - (864) 656-1924
 Email - blackmj@clemson.edu



Brian Hennessy
 Associate SID, Football
 Office - (864) 656-1921
 Email - bhennes@clemson.edu



Christine Long
 Assistant SID
 Office - (864) 656-1920
 Email - longc@clemson.edu



Philip Sikes
 Assistant SID
 Office - (864) 656-1985
 Email - philips@clemson.edu



Libby Kehn
 Website Coordinator
 Office - (864) 656-4218
 Email - elizabk@clemson.edu



2007 Outlook

Clemson has 50 lettermen returning for 2007, but it is a young group of Tigers. In fact, it is one of the more unusual roster configurations of Tiger talent in many years because only nine scholarship student-athletes are seniors. Only one season in the last 30 (1985 with seven) has Clemson entered a season with fewer scholarship seniors on its roster.

Talented youth will be the watchwords for Tommy Bowden's ninth Clemson team. They will be challenged to meet a level of consistency that has not been seen at Clemson in many years. In the competitive ACC, Clemson, Boston College, and Virginia Tech are the only schools to win at least eight games each of the last two years, the first time Clemson has done it since 1990,91.

Bowden's Tigers have also won at least four ACC games each of the last eight years, something only Georgia Tech has matched. In 2006, he became the first coach in Clemson history to post seven straight winning seasons.

Clemson is coming off an 8-5 season that included two wins over top-15 teams and a #10 national ranking eight games into the season. The Tigers were in the top-16 nationally in scoring offense, scoring defense, total offense, and total defense, joining Ohio State as the only team in the nation who could make that claim. The Tigers also finished in the top 15 in the nation in yards per play on offense (school-record 6.5) and yards per play on defense, joining Louisiana State as the only school in the nation to do that.

The Tigers return just four starters on offense, but 24 lettermen are back from a unit that was in the top 15 in the nation in rushing offense, total offense, and scoring offense. Clemson led the ACC in all three categories for the first time in 15 seasons.

Two of those 24 returning lettermen on offense comprise one of the top backfield combinations in the nation in James Davis and C.J. Spiller. "Thunder & Lightning" combined for 2,125 yards and 27 touchdowns on the ground last season, the second-best running back combination in the nation in terms of yards and yards per game. It was also a Clemson standard for rushing yards and total touchdowns by two backs in the same year.

There are also explosive players returning in wideout Jacoby Ford, an All-American on the track team with speed under 4.2 in the 40, and veterans Aaron Kelly and Tyler Grisham, who combined for 55 catches playing alongside graduated two-time All-ACC wideout Chansi Stuckey.

Clemson must find a quarterback who will get the Tigers in the correct play and manage the offense. Will Proctor was a one-year starter who had a solid 2006 statistically, finishing second in the ACC in passing efficiency. He managed the offense to 32.7 points per game, the third-best scoring average in school history. The balanced attack had over 2,500 rushing yards and 2,500 passing yards, just the second team in school history to do that.

The defense has seven returning starters and 25 returning lettermen, including each of the top three tacklers and eight of the top 11 from a defense that was in the top 16 in the nation in scoring defense, rushing defense, and total defense.

Senior Nick Watkins (LB) had 116 stops last year to be among the top 10 in the ACC, while safety Chris Clemons added 102 as an active sophomore



C.J. Spiller (#28) and Jacoby Ford (#6) both ran track this past spring, improving upon their already world-class speed.

safety. Michael Hamlin, a two-year starter at safety entering his junior year, had 64 tackles last year despite missing three games, and Phillip Merling, a talented defensive end who had 10 tackles for loss, is also back to lead the defense.

According to Bowden, the Tigers have three areas of particular interest to the coaches in August as they prepare for a challenging schedule that begins September 3 at home against Florida State.

"Offensively, we must get some consistency at quarterback, and there are opportunities on the offensive line for new players," he said. "I have not entered a preseason with such inexperience at quarterback since I have been a head coach. But that doesn't mean we don't have talent there. Cullen Harper will be the #1 quarterback when we start in August. He had a solid spring, but I have confidence in Willy Korn, Tribble Reese, and Michael Wade.

"We also must replace four starters on the offensive line, but we have some talented players back. And unlike quarterback, there is experience. We should start four seniors on the offensive line."

Barry Richardson is a First-Team All-ACC offensive tackle who will be a candidate for many of the same national honors that Gaines Adams won in 2006. "We have players returning who saw significant playing time last year because we had many games in hand in the second half, so I don't think we are as bad off from an experience standpoint on the offensive line as it might seem."

On defense, Bowden must concentrate on finding replacements for 2006 starters Duane Coleman and C.J. Gaddis. Coleman was a senior leader who was fourth on the team in tackles last year, while Gaddis turned pro a year early.

"The cornerback position is important in any defensive plan because it is the last line of defense. We had success on defense last year, especially in the first eight games. But we have some returning players who showed their abilities in key roles last year. Chris Chancellor started four games and Crezdon Butler saw significant playing time during his first-year freshman season when he was a co-leader on the team in takeaways."

The Tigers also must replace Gaines Adams, the leader of the 2006 defense who was a

unanimous first-team All-American and #4 overall pick of the NFL draft, tied for the highest selection in school history. "Gaines will be difficult to replace. He really has to be regarded as one of the all-time greats in our program's history. We will have to find someone who can pressure the quarterback and make the big play like he did so often."


Offense

Clemson returns Richardson, a First-Team All-ACC offensive tackle, and one of the top running back combinations in the nation in Davis and Spiller. Davis was a First-Team All-ACC pick, while Spiller was a first-team freshman All-American by many services, including **Sporting News** and **Rivals.com**.

Clemson was in the top 20 in the nation in rushing offense, scoring offense, and total offense, a reason Rob Spence was named **Sporting News'** top offensive coordinator in the ACC entering 2007.

Davis led the team in rushing with 1,187 yards and a 5.8-yard average. His 17 touchdowns tied for the ACC lead and tied the Tiger single-season record for rushing scores. He had a career-high 216 rushing yards and two touchdowns in the win over #13 Georgia Tech. He scored two touchdowns in the win at #9 Florida State, including the game-winner with eight seconds left. He had a strong spring, as he improved his speed after working with Tiger Track Sprint Coach Charles Foster.

Spiller gained 938 rushing yards and a team-best 1,415 all-purpose yards in 2006. He was third in the nation in rushing among freshmen, but his 7.3-yards-per-carry figure was fourth-best in the nation among all backs regardless of class and the best by an ACC player since Warrick Dunn had a 7.5 average for Florida State in 1995. Spiller contributed 12 total touchdowns, including 10 rushing, both records for a Tiger freshman. The Florida native actually led the team in 100-yard rushing games (5), including a 154-yard game against N.C. State and a 155-yard game against South Carolina. Spiller joined the Clemson track team in the spring and earned All-America honors as a member of the 4x100m relay team.



James Davis scored 17 touchdowns in 2006.



Ray Ray McElrathbey and Paul Macko are two other returning lettermen in the running-back mix. McElrathbey had a strong spring in his first stint at running back at the college level. He had 13 carries for 58 yards in the spring game, while Macko is an original walk-on who lettered last year and has earned a scholarship for 2007.

Clemson was fifth in the nation in rushing in 2006 with 218 yards per game. Obviously, the talent of Davis and Spiller had a lot to do with it, but there was also outstanding blocking that created the holes. The Tigers must replace Third-Team **AP** All-America offensive guard Nathan Bennett and Second-Team All-ACC center Dustin Fry. Roman Fry, who was on his way to an All-America season before suffering a season-ending torn ACL against Georgia Tech, and steady starting offensive tackle Marion Dukes, also must be replaced. Clemson returns just one starter on the offensive line, but two others are back who have starting experience over their careers.

Richardson is the Tigers' top returning offensive lineman and is one of the top tackles in the nation. An Outland Trophy and Lombardi Award candidate, Richardson graduated from high school a year early, so the fourth-year starter will still be 21 when 2007 is finished, a fact that will make him particularly attractive to NFL teams in the spring of 2008.

Richardson has started 32 consecutive games at left tackle. He was a big reason Clemson was fifth in the nation in fewest sacks allowed. He was the first Tiger underclassman offensive lineman to earn All-ACC honors since Jim Bundren did it 10 years ago. In 2006, he had 75 knockdown blocks, second-best on the team, and has 141 entering his final year. He allowed just two sacks in 2006.

In the summer of 2007, Richardson was named a first-team preseason All-American by **Playboy**, **Athlon**, and **Lindy's**. **Lindy's** and **Sporting News** both listed him among the top-five offensive tackles in the nation, and he is on the Outland Trophy preseason watch list and All-America checklist by Football Writers Association.

Chris McDuffie is not considered a returning starter, but he did start five games in the 2006 season and played 340 snaps, 27 more than Roman Fry, who started the first eight games. McDuffie took over for Fry when he suffered a season-ending torn ACL on the third play of the Georgia Tech game. He came on to block very well in that outstanding performance and for the remainder of the year. He ended the year with 50 knockdown blocks, including 37 over the last five games, second to Bennett over that time period.

Brandon Pilgrim is a top candidate to join McDuffie as a starting offensive guard. A fifth-year senior who has experience at guard and tackle, Pilgrim played 204 snaps in 2006, second among non-starters. He has starting experience during his career and had at least a 75-percent film grade over his last six games in 2006. He is the only active Tiger to have played in three bowl games.


Christian Capote will join Richardson as a starting offensive tackle. Capote has been a reliable backup the last three years. He averaged 13 plays per game in 2006 as a reserve behind Marion Dukes and had at least one knockdown block in 12 of the 13 games. He had four knockdown blocks in 16 snaps in the win over #13 Georgia Tech.

The center spot will be manned by sophomore Barry Humphries, who won the job with a strong spring. If he is the starter over the course of the season, he will join Kyle Young (1999) as the only sophomores to serve as Clemson's starting center in the last 20 years. This is the least-experienced area of the line, as Dustin Fry led the team in snaps each of the last two seasons. Humphries played 84 snaps last season and had 16.5 knockdowns. His knockdown block every 5.1 plays was the best ratio on the team. Red-shirt freshman Ben Ramsey, an original walk-on, was also impressive in the spring and is listed as second team entering 2007.

There are many other young offensive linemen who will be in the mix. Thomas Austin is a talented sophomore who is capable of playing guard and center. Cory Lambert was an All-American out of Greenville High who is ready to challenge for a starting tackle assignment. Jamarcus Grant is a 6'5", 320-pound guard who was slowed by a broken foot last year, but he showed flashes of his ability by the end of the year. Chris Hairston and Jamal Medlin are red-shirt freshmen who are anxious to see their first action. Landon Walker is another freshman tackle who entered the program in January.

The top returning wideout is 6'5" junior Aaron Kelly, who had 30 catches in 2006 and 77 in his career. He needs just 70 yards to reach 1,000 for his career, a rare feat for a junior. He had three touchdown catches and 355 yards on 30 receptions last year. Grisham had 25 receptions for 264 yards and three scores in 2006. He will be looked upon to take up the slack left by Stuckey, who left Clemson seventh in school history in career receptions. Grisham had his best game as a Tiger in the Music City Bowl with five catches for 49 yards and a score.

Another returning wideout who has breakaway speed is Ford. The ACC Champion and All-American in the 60m (third in the nation) during the 2007 indoor track season, the sophomore will be looked upon to stretch opposing defenses like no other Tiger in the



Junior quarterback Cullen Harper has only played five career games, but his outstanding spring earned him first-team status.

past. He had 15 receptions for 187 yards in 2006, including a 76-yard touchdown reception against South Carolina. Ford was a standout in the spring with seven catches for 105 yards in the spring game.

Rendrick Taylor is a strong 6'2" wideout who will be looking to have his first healthy season as a Tiger. He has suffered arm injuries each of his first two years that have allowed him to play only 15 of 25 possible games. He had 12 receptions for 152 yards in 2006 when healthy.

Clemson has some outstanding freshman wideouts, including Xavier Dye, who entered the program in January. La'Donte Harris has also played in many big games and will be factor. Red-shirt freshman Jeff Ogren and returning letterman Nelson Faerber are also in the mix.

The tight end position is very important in Spence's intricate offense. Thomas Hunter, a 2006 senior, had 16 receptions for 305 yards, the most by a Tiger tight end since Bennie Cunningham's senior year (1975). Akeem Robinson, Michael Palmer, and Durrell Barry are back to lead the position. Robinson did not have a reception in 2006, but he is a returning starter thanks to his outstanding blocking.

Palmer caught five passes as a first-year freshman and Barry caught a 32-yard touchdown pass in the Music City Bowl against Kentucky. Freshman Brian Linthicum entered Clemson in January and also will get plenty of chances at tight end. He showed his ability on a 36-yard touchdown reception from Willy Korn in the 2007 spring game.

For the first time since Bowden became head coach in 1999, the Tigers enter the fall with a question mark at quarterback. Bowden has always had an experienced signal-caller returning dating to his first year when Brandon Streeter was the returning starter and Woodrow Dantzler was the backup. But this season, his four quarterbacks on the depth chart have played just a combined 96 snaps and thrown just 25 career passes.

Harper is at the top of the depth chart entering the fall. The 6'4" quarterback, whose father played on Georgia's 1980 National Championship team, completed 14-20 passes for 155 yards and two scores in 2006. Those are impressive numbers, as shown by his 168.1 pass efficiency rating. But, all of his action came in reserve duty in routs.



Guard Chris McDuffie (#68) and tackle Barry Richardson (#79) will anchor the left side of Clemson's offensive line in the 2007 season.



2007 Outlook

Harper made progress with consistent outings in the spring that have moved him to the top of the depth chart entering fall practice. He was 15-24 for 147 yards and three scores in the spring game, and he was 42-66 for 457 yards and five touchdowns with no interceptions in the three spring scrimmages.

Korn was fourth on the depth chart entering spring practice, but he rose to #2 entering August workouts. A **Parade** All-American at nearby James F. Byrnes High School, Korn entered Clemson in January and went through spring practice. He was 13-25 for 135 yards and a touchdown in the spring game, and he was 29-55 for 293 yards in the three scrimmages. He is the most highly-decorated Tiger quarterback signee since Steve Fuller, who was also a native of the Spartanburg, SC area.


Reese and Wade are also in the quarterback picture. Reese was third team last year and played in two games, while Wade, a 4.0 GPA student, red-shirted in 2006 as a first-year freshman. Reese had a good spring, completing 12-18 passes for 122 yards, while Wade was limited by a wrist injury.

Defense

Clemson returns 25 lettermen, including seven starters, from a 2006 defense that was in the top 20 in the nation in total defense, scoring defense, tackles for loss, pass efficiency defense, and rushing defense. It marked the first time since 1991 that Clemson was in the top 20 in all four major defensive stat categories in the same year, a testimony to the efforts of Defensive Coordinator Vic Koenning.

While eight of the top 11 tacklers return, one big piece of the defensive puzzle is missing, as Adams has moved on to the NFL. He was a unanimous first-team All-American in 2006, just the second Tiger in history to be a unanimous selection. He was named ACC Defensive Player-of-the-Year and was a finalist for the Bronko Nagurski Award.

Bowden must replace starting cornerbacks Duane Coleman (81 tackles) and C.J. Gaddis (33 tackles), and starting outside linebacker Maurice Nelson (71 tackles) as well.



Junior linebacker Nick Watkins has started all 25 games the last two seasons and has totaled 268 tackles in his career as a Tiger.

"We should be solid on defense," said Bowden. "We have finished in the top 25 in the nation in the four major defensive categories each of the last two seasons, something we haven't done here in consecutive years since 1989,90. That is a credit to Vic Koenning and the job he has done."

The strength of the team could be at linebacker, where three starters return. How is that possible with the loss of Nelson, a 2006 starter? Tramaine Billie returns at linebacker after starting in 2004 and 2005. He suffered a season-ending broken ankle in August last year. Had Clemson had Billie and Anthony Waters, a preseason All-American who suffered a torn ACL in the 2006 opener, its defensive rankings and win total could have been much higher.

Billie started six games in 2004 and had 62 stops, then he had 93 tackles in 2005 when he started all 12 games. He was in the top five on the team in tackles in both years. When he is in the lineup, Clemson has done well, as evidenced by the Tigers 13-5 record in games he has started over his two years in the lineup.

Watkins is the top returning tackler (116 tackles in 13 games). He had seven tackles for loss and a team-tying-high three interceptions. The senior from New Orleans, LA had five double-digit tackle games last year, including three in a row to end the regular season. Watkins enters his final year with 36 games and 25 starts under his belt, and he has totaled a team-high 268 tackles, including 19 for loss.

A third returning starter at linebacker is junior Antonio Clay, who has 122 career tackles. Clay had 13 tackles in the win over #13 Georgia Tech and was ACC Defensive Lineman-of-the-Week. Three of those tackles were for loss, and he ended the year with 95 stops, including 9.5 tackles for loss. He sat out the spring semester for personal reasons, but he returned to Clemson for summer school.


There are five returning lettermen that will also compete for playing time at any of the three linebacker spots. Cortney Vincent is listed as the starting middle linebacker after leading the Orange defense in the spring game with a game-high 10 tackles. Vincent has played 24 games and 260 snaps, while he had 24 tackles last year. He started in the win over N.C. State in 2006 as well.

Junior Josh Miller has played 194 snaps in 25 games on two teams that have been in the top 16 in the nation in scoring defense. He had 12 tackles in 2006 and should see more playing time in 2007.

Kavell Conner is a returning letterman at weakside linebacker. As Watkins' backup, he had 31 stops in 2006, high among reserve linebackers. Jeremy Campbell and Kevin Alexander are two sophomores who look to show great improvement in their respective second seasons in the program. Alexander had 16 tackles in 13 games, while Campbell had 15 stops in 106 snaps in 10 games.

The defensive line returns three starters and nine lettermen. It might be the deepest area of the team. Leading the way are returning starters Jock McKissic, Merling, and Dorell Scott. Rashaad Jackson is an experienced veteran who has just two career starts, but he has played in 25 games and 621 snaps over the last two years. He is actually first on the depth chart heading into fall practice.

Merling is a junior who is a rising star of the defense. Playing in Adams' shadow as Clemson's



Defensive end Phillip Merling recorded at least five tackles in each of the last five games and totaled 46 tackles in all in 2006.

"other defensive end," Merling finished the year with 46 tackles, including 10 tackles for loss and three sacks to go with 20 quarterback pressures. He was ninth on the team in tackles in 2006, but he finished the season strong with at least five tackles in each of the last five games. Sophomore Jamie Cumbie is listed as the top reserve at defensive end behind Merling. Cumbie is a 6'7" player with terrific potential. He had eight tackles in 104 plays last season.

Ricky Sapp and Kwam Williams are listed as co-starters at bandit end entering August practice. Sapp was Adams' backup on the depth chart last year as a first-year freshman, and he showed he was a good learner, as he registered four sacks to tie William Perry's (1981) first-year freshman Clemson record. He finished the year with six tackles for loss and 20 total tackles in less than 200 plays. Williams is a fifth-year senior who has played well in limited action with 14 tackles in 20 career games.

Scott and McKissic are returning starters at defensive tackle. Scott was second to Adams on the team in tackles among defensive linemen with 54 stops in 2006, including a career-high nine tackles in the Music City Bowl. He was one of the most improved defensive linemen in the ACC after moving his tackle total from 18 in 2005 to 54 in 2006. He is listed as the seventh-best defensive tackle in the nation by **Sporting News** in its 2007 preseason publication.

McKissic started 12 games in 2006 and had 18 tackles as one of Clemson's primary inside run-stoppers. He showed his all-around talent when he returned an interception 82 yards for a touchdown against South Carolina in November, the longest interception return by a defensive lineman in Tiger history.

Jackson has had a productive first two years, totaling 65 tackles in 25 games. He was outstanding all spring and was the subject of many compliments by Bowden at the end of spring workouts. He started the Music City Bowl and has continued to hold on to that first-team position entering August practice. Antwon Murchison and Elsmore Gabriel are two more experienced, but still young defensive tackles who will compete for playing time in 2007.



Clemson returns its starting safeties, Hamlin and Clemons. Hamlin is one of the most-respected safeties in the ACC because of his abilities on pass coverage and run-support. He had 64 tackles in 2006 to finish sixth on the team even though he missed three games due to a broken foot. He suffered an injury to the other foot prior to spring practice, but he will be 100 percent by August camp.

Clemons is also a solid run-stopper at free safety, where he had 102 tackles last year, second-best on the team. He had three consecutive double-digit tackle games to end the regular season, including a career-high 17 in the win over N.C. State. While he had just one interception, he led the team in passes defended (9). He is a preseason second-team All-ACC selection by **Sporting News**.

Sadat Chambers, Darius Gaither, and DeAndre McDaniel are also significantly involved in the safety situation. Chambers is a sophomore who had 10 tackles in 117 snaps last year, while Gaither and McDaniel are yet to play in a game. Gaither red-shirted last season and McDaniel is a freshman who entered Clemson in January after playing at a prep school in 2006. McDaniel had a terrific spring, culminating with an


interception, pass breakup, and four tackles in the spring game. He is actually listed as a co-starter with Hamlin entering August practice.

While the most interesting area of the offense during the offseason will be quarterback, the focal point of the defense will be cornerback. Chancellor, Butler, and red-shirt freshman Byron Maxwell are the leaders entering August practice.

Chancellor and Butler have experience, as Chancellor started four games with 288 snaps in 2006, while Butler was a first-team freshman All-ACC pick when he totaled 38 tackles and 248 snaps. Butler tied for the team lead in interceptions (3), including two in the win over Louisiana Tech and one in the win over #13 Georgia Tech.

Maxwell is listed as a co-starter at cornerback with Butler entering the fall. Like McDaniel, Maxwell had a strong spring, including an interception and caused fumble in the spring game. He red-shirted last year, but he did not even practice until the end of the year, as he recovered from a torn ACL that he suffered during his senior season of high school.

Also entering the cornerback competition is Haydrian Lewis, who started the 2006 season-opener and had three tackles in 49 plays.



Junior safety Michael Hamlin has totaled 119 tackles and four interceptions during his first two seasons on the field.

Special Teams

Clemson will have two new kickers in 2007. Cole Chason was Clemson's starting punter the last four years and had more punts than any other Tiger in history. He averaged 41.3 yards per punt last year, including a 38.6-yard net average, the best by a Tiger in 11 years. He was a main reason Clemson improved in net punting from 104th in 2005 to 32nd in 2006. Jad Dean finished his career fifth in school history in field goals, and he was third in kick scoring. He made 15-22 field goals last year as well.

Mark Buchholz is one of the more interesting stories on campus. Already a three-year starter on a top-20 soccer team, he will join the football team as its starting placekicker in August. That means he will have a busy fall playing both sports, a first for a Tiger athlete since Donald Igwebuike played both in 1982. He was an all-state placekicker at Chattahoochee High in Georgia. Buchholz won the job with a consistent performance in the spring, including a 3-3 field-goal effort in the spring game.

Jimmy Maners was the backup to Cole Chason in 2006 and had just one punt. He did not letter, but he had a solid spring, including a 48-yard average in the spring game. He is listed first team on the depth chart entering August.

Richard Jackson is a red-shirt freshman ready to make a contribution at punter and placekicker. He could also serve as the kickoff man. He sat out last year after earning **Parade** All-America honors in 2005 at Riverside High. Jackson received national acclaim by making a state-record 64-yard field goal in high school. He is the first **Parade** All-America kicker to come to Clemson since Chris Gardocki.

Preseason Depth Chart

| Offense | | | | | | | | | | Defense | | | | | | | | | |
|--|----|---------------------|------|-----|------|------|---------|----------|------------|---------|----|------------------|------|-----|------|------|---------|----------|------------|
| Pos. | # | Player | Hgt | Wgt | Cl. | Exp. | 2006 PL | 2006 G-S | Career G-S | Pos. | # | Player | Hgt | Wgt | Cl. | Exp. | 2006 PL | 2006 G-S | Career G-S |
| LT | 79 | BARRY RICHARDSON | 6-7 | 320 | Sr. | 3VL | 684 | 13-13 | 36-32 | DE | 94 | PHILLIP MERLING | 6-5 | 270 | Jr. | 2VL | 515 | 13-13 | 25-13 |
| | 61 | Chris Hairston | 6-6 | 310 | *Fr. | RS | --- | --- | --- | | 8 | Jamie Cumbie | 6-7 | 265 | So. | 1VL | 104 | 9-0 | 9-0 |
| | 60 | Jamal Medlin | 6-5 | 300 | *Fr. | RS | --- | --- | --- | NG | 97 | DORELL SCOTT | 6-4 | 305 | *Jr. | 2VL | 430 | 13-13 | 22-13 |
| LG | 68 | CHRIS McDUFFIE | 6-5 | 330 | *Sr. | 3VL | 340 | 13-5 | 34-5 | | 57 | Antwon Murchison | 6-4 | 275 | *So. | 1VL | 101 | 8-0 | 8-0 |
| | 55 | Bobby Hutchinson | 6-3 | 305 | *Jr. | 1VL | 37 | 4-0 | 7-0 | DT | 91 | RASHAAD JACKSON | 6-3 | 290 | *Jr. | 2VL | 315 | 13-1 | 25-2 |
| | 70 | Jamarcus Grant | 6-5 | 320 | *So. | 1VL | 38 | 3-0 | 3-0 | | 50 | Jock McKissic | 6-6 | 295 | Jr. | 2VL | 418 | 13-12 | 25-13 |
| C | 71 | BARRY HUMPHRIES | 6-3 | 280 | *So. | 1VL | 84 | 4-0 | 4-0 | | 56 | Elsmore Gabriel | 6-4 | 280 | *So. | 1VL | 31 | 4-0 | 4-0 |
| | 78 | Ben Ramsey | 6-4 | 270 | *Fr. | RS | --- | --- | --- | BE | 7 | RICKY SAPP | 6-4 | 220 | So. | 1VL | 197 | 13-0 | 13-0 |
| RG | 74 | BRANDON PILGRIM | 6-6 | 300 | *Sr. | 3VL | 204 | 13-0 | 35-4 | or | 98 | KWAM WILLIAMS | 6-3 | 245 | *Sr. | 2VL | 86 | 8-0 | 20-0 |
| | 65 | Thomas Austin | 6-4 | 305 | *So. | 1VL | 117 | 9-0 | 9-0 | SLB | 20 | TRAMAIN BILLIE | 6-1 | 210 | *Sr. | 3VL | --- | --- | 32-18 |
| RT | 67 | CHRISTIAN CAPOTE | 6-4 | 295 | *Sr. | 2VL | 163 | 13-0 | 23-0 | | 48 | Jeremy Campbell | 6-2 | 215 | So. | 1VL | 106 | 10-0 | 10-0 |
| | 76 | Cory Lambert | 6-6 | 300 | *So. | 1VL | 92 | 13-0 | 13-0 | MLB | 45 | CORTNEY VINCENT | 6-1 | 235 | *Jr. | 2VL | 173 | 13-2 | 24-2 |
| TE | 84 | AKEEM ROBINSON | 6-5 | 260 | *Jr. | 2VL | 303 | 13-0 | 25-9 | | 24 | Kevin Alexander | 6-3 | 230 | So. | 1VL | 40 | 13-0 | 13-0 |
| | 82 | Durrell Barry | 6-4 | 250 | *So. | 1VL | 125 | 9-1 | 9-1 | WLB | 32 | NICK WATKINS | 6-2 | 220 | *Sr. | 3VL | 657 | 13-13 | 36-25 |
| TE | 84 | MICHAEL PALMER | 6-5 | 230 | So. | 1VL | 269 | 13-3 | 13-3 | | 33 | Kavell Conner | 6-2 | 230 | *So. | 1VL | 138 | 13-0 | 13-0 |
| | 88 | Brian Linthicum | 6-4 | 225 | Fr. | HS | --- | --- | --- | | 47 | Josh Miller | 6-1 | 225 | Jr. | 2VL | 121 | 13-0 | 25-0 |
| WR | 80 | AARON KELLY | 6-5 | 180 | *Jr. | 2VL | 468 | 13-5 | 25-9 | CB | 38 | CHRIS CHANCELLOR | 5-9 | 170 | *So. | 1VL | 288 | 13-4 | 13-4 |
| | 21 | Xavier Dye | 6-4 | 195 | Fr. | HS | --- | --- | --- | | 29 | Haydrian Lewis | 5-11 | 185 | Jr. | 2VL | 92 | 8-1 | 20-1 |
| QB | 10 | CULLEN HARPER | 6-4 | 215 | *Jr. | 1VL | 75 | 4-0 | 5-0 | CAT | 25 | MICHAEL HAMLIN | 6-3 | 200 | *Jr. | 2VL | 576 | 10-10 | 22-17 |
| | 3 | Willy Korn | 6-2 | 200 | Fr. | HS | --- | --- | --- | or | 2 | DeANDRE McDANIEL | 6-0 | 190 | Fr. | HS | --- | --- | --- |
| | 11 | Tribble Reese | 6-4 | 205 | *Jr. | SQ | 16 | 2-0 | 2-0 | | 27 | Sadat Chambers | 5-11 | 190 | *So. | 1VL | 117 | 11-0 | 11-0 |
| or | 16 | Michael Wade | 6-1 | 200 | *Fr. | RS | --- | --- | --- | FS | 22 | CHRIS CLEMONS | 6-1 | 205 | *Jr. | 2VL | 725 | 13-13 | 25-13 |
| RB | 1 | JAMES DAVIS | 5-11 | 205 | Jr. | 2VL | 423 | 13-13 | 24-19 | | 23 | Chris Russell | 6-1 | 210 | *Sr. | 1VL | 170 | 13-0 | 13-0 |
| or | 28 | C.J. SPILLER | 5-11 | 190 | So. | 1VL | 322 | 13-1 | 13-1 | | 31 | Darius Gaither | 5-11 | 210 | *Fr. | RS | --- | --- | --- |
| | 9 | Ray Ray McElrathbey | 5-11 | 190 | *So. | 1VL | 1 | 13-0 | 13-0 | CB | 18 | CREZDON BUTLER | 6-0 | 185 | So. | 1VL | 248 | 13-0 | 13-0 |
| FB | 41 | ALEX PEARSON | 6-1 | 245 | *Jr. | 1VL | 162 | 13-2 | 13-2 | or | 36 | BYRON MAXWELL | 6-0 | 195 | *Fr. | RS | --- | --- | --- |
| WR | 13 | TYLER GRISHAM | 5-11 | 180 | Jr. | 2VL | 415 | 13-6 | 24-6 | PK | 14 | MARK BUCHHOLZ | 6-1 | 205 | *Jr. | SQ | --- | --- | --- |
| or | 5 | RENDRICK TAYLOR | 6-2 | 230 | Jr. | 2VL | 154 | 7-4 | 18-4 | | 19 | Richard Jackson | 5-11 | 185 | *Fr. | RS | --- | --- | --- |
| | 81 | Jeff Ogren | 6-3 | 200 | *Fr. | RS | --- | --- | --- | P | 49 | JIMMY MANERS | 6-1 | 190 | *Jr. | SQ | --- | 1-1 | 1-1 |
| WR | 6 | JACOBY FORD | 5-9 | 180 | So. | 1VL | 156 | 13-0 | 13-0 | | 19 | Richard Jackson | 5-11 | 185 | *Fr. | RS | --- | --- | --- |
| | 26 | La'Donte Harris | 5-11 | 180 | Sr. | 3VL | 167 | 12-0 | 35-1 | | | | | | | | | | |
| or | 83 | Nelson Faerber | 5-11 | 180 | *Jr. | 1VL | 67 | 11-0 | 15-0 | | | | | | | | | | |
| * - has spent one season as a red-shirt player | | | | | | | | | | | | | | | | | | | |

* - has spent one season as a red-shirt player



2007 Clemson Schedule

Four schools who won at least 10 games during the 2006 season will play at Memorial Stadium in 2007. The Tigers' 12-game schedule includes eight teams that played in a bowl game at the conclusion of the 2006 season.

The seven schools coming to Clemson in 2007 had a combined record of 60-31 in 2006, an average of 8.6 wins per team. The 10-win schools include Virginia Tech (10-3), Central Michigan (10-4), Wake Forest (11-3), and Boston College (10-3).

Central Michigan and Wake Forest were champions of the MAC and ACC, respectively, and will both play at Clemson in 2007. Louisiana-Monroe and Furman, a Division I-AA playoff team in 2006, also will come to Clemson in 2007. It will be Clemson's first meeting against both Louisiana-Monroe and Central Michigan.

Clemson will open the season with three consecutive home games for the first time since 2003 and for just the eighth time since 1923. Clemson has advanced to a bowl game every season it has opened the year with three consecutive home games since it began going to bowl games in 1939.

The Tigers open the season against perennial ACC power Florida State on Labor Day evening in a game that will be televised by **ESPN** at 8:00 PM. It will be the only college football game in that time slot on the holiday. It will also be just the second regular-season Monday night game in Clemson history, including the first since the Tigers played at Georgia to open the 1982 season.

This will mark just the 12th time in history that Clemson opens a season against an ACC team, including the first time since 2004 when Clemson started with an overtime victory against Wake Forest. Clemson is 8-2-1 in season-openers against ACC competition, with the only two losses coming against Maryland at home in 1977 and at North Carolina in 1996.

Clemson will then play host to Louisiana-Monroe just five days later. It will be the first time Clemson plays a Saturday game after a Monday game since 1982. Furman will be the third home game within the first 15 days of September. It will be the Paladins' first trip to Clemson since

| 2007 Schedule | | | | | | |
|---------------|-------------------|------------------|------------------------------|------|------|---------|
| Date | Opponent | Site | Special Day | Time | TV | Series |
| Sept. 3 | * Florida State | Clemson, SC | One Clemson/Solid Orange Day | 8:00 | ESPN | 5-15 |
| Sept. 8 | Louisiana-Monroe | Clemson, SC | Hall of Fame Day | 1:00 | | 0-0 |
| Sept. 15 | Furman | Clemson, SC | Family Weekend | 1:00 | | 40-10-4 |
| Sept. 22 | * at N.C. State | Raleigh, NC | | | | 47-27-1 |
| Sept. 29 | * at Georgia Tech | Atlanta, GA | | | | 24-45-2 |
| Oct. 6 | * Virginia Tech | Clemson, SC | Military Appreciation Day | | | 17-11-1 |
| Oct. 20 | Central Michigan | Clemson, SC | Homecoming | | | 0-0 |
| Oct. 27 | * at Maryland | College Park, MD | | | | 29-24-2 |
| Nov. 3 | * at Duke | Durham, NC | | | | 33-16-1 |
| Nov. 10 | * Wake Forest | Clemson, SC | IPTAY/Youth Day | | | 55-16-1 |
| Nov. 17 | * Boston College | Clemson, SC | Reunion Day | | | 7-7-2 |
| Nov. 24 | at South Carolina | Columbia, SC | | | | 63-37-4 |

* - ACC game; Note: Home games in **bold**; all times are PM and Eastern.

2003. The two schools met in the first game in Clemson football history in 1896.

The Tigers will be on the road for the last two Saturdays in September, traveling to N.C. State on September 22 and to Georgia Tech on September 29. Clemson has won its last three games against N.C. State, but has lost its last two games against new Wolfpack Head Coach Tom O'Brien, who came from Boston College. Clemson and Georgia Tech have had a strong rivalry in recent years, splitting the last eight games.

Virginia Tech will make its first appearance at Clemson since 1998 on October 6. Virginia Tech has won each of the last four meetings between the two schools, and the Tigers have not beaten Frank Beamer's team since 1989.

Clemson has an open date on October 13, giving the Tigers a schedule with six games prior to the open date and six games after.

Central Michigan, who replaced Temple on this year's schedule, will be at Clemson on October 20, and it will be Homecoming that weekend. The Tigers will make their first road trip in a month when they play at Maryland on October

27. The two teams have played three consecutive games decided by a score in the last three minutes. The Tigers travel to Durham, NC to take on Duke in their final ACC road game on November 3.

Clemson will play host to Wake Forest and Boston College in its final two ACC games on November 10 and November 17, respectively. Clemson defeated the eventual ACC Champion Demon Deacons last year by a score of 27-17. It will be Wake Forest's first trip to Clemson since 2004, as the Tigers played in Winston-Salem each of the last two seasons. Boston College has defeated Clemson in overtime each of the last two years.

Clemson concludes the 2007 schedule at South Carolina on November 24. Clemson has won eight of the last 10 meetings in the rivalry, but South Carolina was victorious at Clemson last year.

Clemson will play one game on Monday and 11 games on Saturdays this year. It is the first time Clemson has not had a Thursday night game since 2001. Clemson will not face ACC teams Miami (FL), North Carolina, and Virginia as well.

2007 ACC Schedule

Saturday, September 1

| | |
|---------------------------------|-------------|
| Marshall at Miami (FL) | ESPN 12:00 |
| East Carolina at Virginia Tech | ESPN 12:00 |
| Connecticut at Duke | 2:00 |
| Virginia at Wyoming | VERSUS 2:00 |
| Wake Forest at Boston College | ABC 3:30 |
| Georgia Tech at Notre Dame | NBC 3:30 |
| Villanova at Maryland | ESPN 6:00 |
| James Madison at North Carolina | ESPN 6:00 |
| Central Florida at N.C. State | ESPN 6:00 |

Monday, September 3

| | |
|--------------------------|-----------|
| Florida State at Clemson | ESPN 8:00 |
|--------------------------|-----------|

Saturday, September 8

| | |
|-----------------------------------|------------|
| Duke at Virginia | LF 12:00 |
| Miami (FL) at Oklahoma | ABC 12:00 |
| Nebraska at Wake Forest | ESPN 12:00 |
| Louisiana-Monroe at Clemson | ESPN 1:30 |
| Samford at Georgia Tech | ESPN 2:30 |
| N.C. State at Boston College | ESPN 5:00 |
| UAB at Florida State | CSTV 6:00 |
| North Carolina at East Carolina | ESPN 7:00 |
| Maryland at Florida International | ESPN 7:00 |
| Virginia Tech at Louisiana State | ESPN 9:15 |

Thursday, September 13

| | |
|---------------------------|-----------|
| West Virginia at Maryland | ESPN 7:45 |
|---------------------------|-----------|

Saturday, September 15

| | |
|-------------------------------------|-----------|
| Virginia at North Carolina | LF 12:00 |
| Furman at Clemson | 1:00 |
| Ohio at Virginia Tech | ESPN 1:30 |
| Florida International at Miami (FL) | ESPN 3:30 |

| | |
|--------------------------------|------------|
| Army at Wake Forest | 3:30 |
| Wofford at N.C. State | ESPN 6:00 |
| Boston College at Georgia Tech | ABC 8:00 |
| Duke at Northwestern | BTN 8:00 |
| Florida State at Colorado | ESPN 10:00 |

Thursday, September 20

| | |
|-------------------------|-----------|
| Texas A&M at Miami (FL) | ESPN 7:45 |
|-------------------------|-----------|

Saturday, September 22

| | |
|---------------------------------|-----------|
| Duke at Navy | CSTV 1:00 |
| Army at Boston College | TBA |
| Clemson at N.C. State | TBA |
| Georgia Tech at Virginia | TBA |
| Maryland at Wake Forest | TBA |
| North Carolina at South Florida | TBA |
| William & Mary at Virginia Tech | TBA |

Saturday, September 29

| | |
|---------------------------------|-----|
| Massachusetts at Boston College | TBA |
| Clemson at Georgia Tech | TBA |
| Duke at Miami (FL) | TBA |
| Alabama vs. Florida State* | TBA |
| Maryland at Rutgers | TBA |
| North Carolina at Virginia Tech | TBA |
| Louisville at N.C. State | TBA |
| Pittsburgh at Virginia | TBA |

Saturday, October 6

| | |
|---------------------------------|-----|
| Bowling Green at Boston College | TBA |
| Virginia Tech at Clemson | TBA |
| Wake Forest at Duke | TBA |
| N.C. State at Florida State | TBA |
| Georgia Tech at Maryland | TBA |

| | |
|------------------------------|-----|
| Miami (FL) at North Carolina | TBA |
| Virginia at Middle Tennessee | TBA |

Thursday, October 11

| | |
|------------------------------|-----------|
| Florida State at Wake Forest | ESPN 7:45 |
|------------------------------|-----------|

Saturday, October 13

| | |
|----------------------------------|----------|
| Boston College at Notre Dame | NBC 3:30 |
| Virginia Tech at Duke | TBA |
| Georgia Tech at Miami (FL) | TBA |
| South Carolina at North Carolina | TBA |
| Connecticut at Virginia | TBA |

Saturday, October 20

| | |
|-----------------------------|-----------|
| Wake Forest at Navy | CSTV 1:00 |
| Central Michigan at Clemson | TBA |
| Miami (FL) at Florida State | TBA |
| Army at Georgia Tech | TBA |
| Virginia at Maryland | TBA |
| N.C. State at East Carolina | TBA |

Thursday, October 25

| | |
|---------------------------------|-----------|
| Boston College at Virginia Tech | ESPN 7:45 |
|---------------------------------|-----------|

Saturday, October 27

| | |
|-------------------------------|-----|
| Clemson at Maryland | TBA |
| Duke at Florida State | TBA |
| North Carolina at Wake Forest | TBA |
| Virginia at N.C. State | TBA |

Thursday, November 1

| | |
|-------------------------------|-----------|
| Virginia Tech at Georgia Tech | ESPN 7:45 |
|-------------------------------|-----------|

Saturday, November 3

| | |
|---------------------------------|-----|
| Florida State at Boston College | TBA |
| Clemson at Duke | TBA |
| Maryland at North Carolina | TBA |
| N.C. State at Miami (FL) | TBA |
| Wake Forest at Virginia | TBA |

Saturday, November 10

| | |
|--------------------------------|-----|
| Boston College at Maryland | TBA |
| Wake Forest at Clemson | TBA |
| Georgia Tech at Duke | TBA |
| Florida State at Virginia Tech | TBA |
| Virginia at Miami (FL) | TBA |
| North Carolina at N.C. State | TBA |

Saturday, November 17

| | |
|--------------------------------|----------|
| Duke at Notre Dame | NBC 2:30 |
| Boston College at Clemson | TBA |
| Maryland at Florida State | TBA |
| North Carolina at Georgia Tech | TBA |
| Miami (FL) at Virginia Tech | TBA |
| N.C. State at Wake Forest | TBA |

Saturday, November 24

| | |
|------------------------------|-----|
| Miami (FL) at Boston College | TBA |
| Clemson at South Carolina | TBA |
| Duke at North Carolina | TBA |
| Florida State at Florida | TBA |
| Georgia at Georgia Tech | TBA |
| Maryland at N.C. State | TBA |
| Virginia Tech at Virginia | TBA |
| Wake Forest at Vanderbilt | TBA |

* - Jacksonville, FL; Note: All times PM/ET.

Head Coach Tommy Bowden



When one looks at Head Coach Tommy Bowden's resumé, the first thing that comes to mind is consistency. Bowden has completed 10 seasons as a Division I head coach, and all 10 of his teams have been bowl eligible at the end of the

regular season. Only five other active head coaches have had a team bowl eligible every year since 1997. His 65.0 winning percentage in 10 years as a head coach is 11th-best in the nation among active Division I coaches with at least 10 years of experience.

Each of his last seven teams has finished with a winning record. A winning season in 2006 gave him a Clemson coaching record seven consecutive winning seasons, and he became just the fifth head coach in ACC history to record seven straight winning seasons with the same program.

There has also been consistency in terms of success against Clemson's in-state rival (South Carolina). The Tigers have won six of the eight meetings since Bowden became Clemson's head coach in 1999, and the 75-percent winning mark is the best of any Tiger head coach in history against the Gamecocks given a minimum of five games. He has an average victory margin of 10.4 points per game in the rivalry game, and all six wins have been recorded against future Hall of Fame Head Coaches Lou Holtz and Steve Spurrier.

In 10 seasons as a Division I head coach, Bowden has a 78-42 record, a 65-percent winning mark. In conference games, he has never had a sub-.500 record, and his overall conference record stands at 48-28 for a 63.2-percent winning mark.

In eight years at Clemson, he has a 60-38 mark and seven bowl appearances. He has 37 ACC wins as well. The only programs with more ACC wins during this time are Florida State and Georgia Tech. The 60 overall victories are third-most in Clemson history. The 29-7 victory over South Carolina in the 2004 season-finale was not only the 600th win in Clemson history, it moved Bowden ahead of Hall of Fame Coach Jess Neely into third place on Clemson's coaching victories list. Only Frank Howard and Danny Ford are ahead of Bowden.

Clemson has won at least eight games the last two years, the first head coach to record back-to-back eight-win seasons in 15 years.

Twice Bowden has been named ACC Coach-of-the-Year (1999,03), joining Howard, Charley Pell, and Ford as the only two-time recipients

of that award in Tiger history. In January of 2006, he was given the Grant Teaff National Coach-of-the-Year Award by the Fellowship of Christian Athletes.

Off the field, Clemson has graduated nearly 80 percent of its seniors in his eight seasons. Clemson's graduation success rate of 94 percent in 2005 was fourth-best among the 119 Division I-A programs. In 2003, Clemson was #11 in the nation, including second among public institutions, in the NCAA graduation-rate study for scholarship football signees who entered Clemson in 1996. Clemson was first in the nation in graduation rate among African-Americans (100 percent). Each of the top-six semester team GPAs have been recorded under Bowden. Fifteen seniors from his 2006 squad have already graduated.

His 2006 team set numerous offensive records on its way to scoring 55 touchdowns and scoring nearly 33 points per game. Clemson had four First-Team All-ACC selections on offense, including 1,000-yard rusher James Davis, and the Tigers led the ACC in a majority of offensive categories.

The Tigers had a landmark 31-7 win over #13 Georgia Tech at Memorial Stadium. Clemson dominated the Yellow Jackets thanks in part to 332 combined rushing yards by James Davis and C.J. Spiller. That same weekend, **ESPN** College GameDay made its first-ever appearance in Tigertown. It was the second win over a top-15 team in 2006, as the Tigers also won at #9 Florida State.

In November of 2006, Bowden was named a semifinalist for the Maxwell Club George Munger

National Coach-of-the-Year Award. A big reason for his naming was the fact that Clemson overcame numerous injuries, including the loss of linebackers Anthony Waters and Tramaine Billie. His team defeated ACC Champion Wake Forest, the second straight year he defeated the league champion.

Defensive end Gaines Adams was regarded as one of the top defensive linemen in the nation. He was named a finalist for the Bronko Nagurski Award and Ted Hendricks Award as well as earning unanimous first-team All-America honors. He was also named ACC Defensive Player-of-the-Year. Adams was a major reason Clemson was in the top 20 in the nation in six defensive categories.

In 2005, Clemson had an 8-4 record, including a 3-2 mark against top-25 ranked teams. All four of the losses were by six points or less and by a total of 14 points. Two of those losses came in overtime, therefore the Tigers lost the four games by a combined five points at the end of regulation.

The 2005 team won six of its last seven games, including a 19-10 win over Colorado in the Champs Sports Bowl. The Tigers had the best record among the 12 ACC teams over that time period.

The Tigers earned close victories to start the year against #17 Texas A&M and Maryland, then lost three nailbiters in a row. But just like the two previous years, Clemson won five of its last six regular-season games, including wins over #16 Florida State (eventual ACC Champion) and #19 South Carolina in the final two regular-season games. It was the first time since 1983 that Clemson defeated top-20 teams in consecutive games.

Clemson was in the top 25 in four national defensive rankings, including 11th in scoring defense. After the win over Colorado in the Champs Sports Bowl, the Tigers were ranked #21 in the final **AP** and **USA Today** polls. Clemson had three victories over top-20 ranked teams, the most in one season by a Clemson team since the 1989 season.

In four seasons at Clemson, Charlie Whitehurst became the most prolific signal-caller in school history. He set 46 Clemson records, including passing yards (9,665), completions (817), completion percentage (59.5), and touchdown passes (49). He directed Clemson to 25 wins as a starting quarterback, the second-most wins in school history.

Bowden's 2004 Tiger team featured a defense that was 11th in the nation in pass efficiency defense. The unit had 42 sacks to finish in the top 10 in the nation. Leroy Hill was named the ACC Defensive Player-of-the-Year and a Third-Team **AP** All-American. Cornerback Justin Miller was a semifinalist for the Jim Thorpe Award and was a second-team All-American as a kick returner. Wide receiver Airese Currie led the ACC in receptions and receiving yards.

Clemson played a complete game at #10 Miami (FL) on Novem-



The Bowdens - Tommy, Linda, Lauren, and Ryan along with dog Lucy



Head Coach Tommy Bowden

ber 6, 2004 and defeated the Hurricanes in the Orange Bowl 24-17 in overtime. It was the second overtime win of the season for the Tigers, who are 4-3 in extra-session games under Bowden.

Clemson overcame a 14-point halftime deficit, not to mention overcoming a fourth-quarter deficit, a rarity against Miami. The Hurricanes had been 174-2 when leading going into the fourth quarter since 1985.

The win over Miami gave Bowden and the Tigers three wins over top-10 programs in a 13-game span, something that had been done at Clemson just once previously (1981 National Championship team). All three of those programs (Florida State, Tennessee, Miami) have won the national championship within the last decade.

Over the last four seasons, Bowden has won nine games over coaches who have won the national title (Bobby Bowden (three times), Phillip Fulmer, Larry Coker, Holtz (twice), Spurrier, and Howard Schnellenberger). These big wins have stimulated interest in the program. The Tigers averaged 81,506 fans per home game in 2006. Clemson has finished in the top 20 in home football attendance each of the eight seasons Bowden has been at Clemson, and six of the top-10 average attendance seasons have come during his tenure.

With Clemson's selection to the 2004 Peach Bowl, Bowden became the first head coach in Clemson and ACC history to take a team to a bowl game in each of his first five seasons. In fact, no coach had ever done so more than twice to open his career at Clemson. Under Bowden's direction, Clemson had also appeared in the Peach Bowl in 1999, the Gator Bowl in 2000, the 2001 Humanitarian Bowl, the 2002 Tangerine Bowl, the 2004 Peach Bowl, and the 2005 Champs Sports Bowl prior to its invitation to the 2006 Music City Bowl.

The 2004 Peach Bowl appearance meant that it was the first time since the senior class of 1991 that Clemson went to a bowl game five straight years. Clemson's red-shirt seniors of 2003 were the first group he recruited, so it is an indication of the firm foundation his first group set. In December of 2003, Bowden cemented his place at Clemson by signing a seven-year contract, which will go through 2010.

The 2003 season was a breakthrough year in many ways. Clemson earned its highest-ever win

over a ranked team with a 26-10 win over #3 Florida State. The Tigers also defeated #24 Virginia in a thrilling overtime contest. The 39-3 victory over a bowl-bound Georgia Tech team was Clemson's largest victory margin in the series since 1900 as well.

The 2003 victory over Florida State, Clemson's first in 12 tries since the Seminoles joined the ACC, was the beginning of a four-game winning streak to close the season. In those four games, Clemson outscored its opponents 156-48, an average score of 39-12. Clemson defeated arch-rival South Carolina in Columbia by a score of 63-17. It was the most points ever scored by a team in the 101-game series and the Tigers' largest victory margin in the series since 1900.

The season concluded with a 27-14 win over #6 Tennessee, the highest-ranked team Clemson has defeated in a bowl game since 1981, when the Tigers defeated #4 Nebraska in the Orange Bowl to claim the National Championship. As a result, Clemson finished the season with nine wins and a #22 final national ranking.

Over the final four games of the season, Bowden defeated two coaches (Bobby Bowden, Holtz) who had already earned 200 wins to become the first coach in NCAA history to beat a pair of 200-game winners in a month's time. He also registered wins over three coaches (Bowden, Holtz, Fulmer) who had previously won a national title.

The 2002 season included victories over bowl teams Georgia Tech and Wake Forest, and a third victory in four years over arch-rival South Carolina. Clemson gained 434 yards of total offense in the 27-20 win over the Gamecocks, the most yards against Holtz's defense all season.

The 2002 Clemson defense featured two of the top 21 players in the nation in terms of interceptions per game. Miller had eight interceptions, best among all freshmen nationally, and Brian Mance had six in an All-America season. The defense was one of the most improved units in the ACC and ranked in the top 10 in the nation in interceptions (21).

Clemson had another record-setting season in 2001, a year that culminated with a Humanitarian Bowl win over Louisiana Tech. Clemson set school records for points scored, touchdowns, and total offense in a bowl game.

The 2001 campaign demonstrated Bowden's ability to win in the long run, as he had the second-youngest "two-deep" in the ACC. Thirty-four of his top 44 players were underclassmen. Fourteen different freshmen saw action in 2001, including 10 who played in at least 10 games.

Bowden has a 60-38 record (.612) as the Tigers' head coach and is 78-42 (.650) overall. He has recorded that ledger against a difficult schedule. In his first year, Clemson's schedule was among the top 10 in the nation. In 2001, his squad defeated five teams that finished with a winning record, tied for the third-highest figure in Tiger history. One of the wins was a 47-44 overtime tri-



Over the last four seasons, Tommy Bowden has won nine games over head coaches who have won the national title.

The Bowden File

Playing Experience

Wide receiver at West Virginia (1973-76).

Bowl Participation as a Player

1975 Peach Bowl.

Education

B.S. degree in physical education with a minor in health from West Virginia in 1977.

Coaching Experience

Graduate assistant coach at West Virginia (1977)...defensive backs coach at Florida State (1978,79)...running backs coach at Auburn (1980)...tight ends coach at Florida State (1981,82)...quarterbacks coach at Duke (1983-84)...offensive coordinator/quarterbacks coach at Duke (1985-86)...wide receivers coach at Alabama (1987-89)...offensive coordinator/wide receivers coach at Kentucky (1990)...offensive coordinator/wide receivers coach at Auburn (1991-96)...head coach at Tulane (1997,98)...head coach at Clemson (1999-06).

Bowl Seasons as an Assistant Coach

1980 Orange Bowl...1982 Gator Bowl...1988 Hall of Fame Bowl...1988 Sun Bowl...1990 Sugar Bowl...1996 Outback Bowl...1996 Independence Bowl.

Bowl Seasons as a Head Coach

1998 Liberty Bowl (did not coach in game)...1999 Peach Bowl...2001 Gator Bowl...2001 Humanitarian Bowl...2002 Tangerine Bowl...2004 Peach Bowl...2005 Champs Sports Bowl...2006 Music City Bowl.

Head Coaching Record

78-42 (65.0-percent winning mark) in 10 seasons...18-4 in two seasons at Tulane...60-38 in eight seasons at Clemson.

Personal Data

Born July 10, 1954...married to the former Linda Joan White...the couple has a son (Ryan 25), a 2004 Clemson graduate and 2007 law school graduate of Regent University, and daughter (Lauren 22), a 2007 Clemson graduate.

umph at #9 Georgia Tech. It was the highest-ranked road win in 20 years for the Tigers.


In both 2003 and 2004, Clemson's schedule strength once again ranked in the top 25 by the **Sagarin** rating. The 2005 team faced five top-25 teams in the regular season, a first in school history, and the 2006 squad faced eight bowl teams.

When Bowden came to Clemson in 1998, he inherited a team with a 3-8 record. By late October of 2000, just 14 months after his first game, Clemson was ranked #3 in the nation in the **USA Today** poll after an 8-0 start. That ranking was the highest for the program in 16 years. The final #14 ranking in that same poll was the highest final listing for the program since the 1990 season.

Making a swift improvement is nothing new for Bowden. In 1997, he took over a 4-7 Tulane program and brought the Green Wave to a 7-4 mark in his first year. In 1998, the improvement continued with an 11-0 regular season and #7 national ranking. In 1999, Bowden elevated the Tigers from 3-8 to a bowl game and a 6-6 final record. The 2000 Tigers concluded the season with a 9-3 record, their highest win total since 1993.

Considerable improvement is a common phrase for Bowden-coached teams. In each of his first four years he coached at the Division I level, his

Head Coach Tommy Bowden



Tommy Bowden is one of just six active head coaches in the country to have his team bowl eligible every year since 1997.

team showed at least a three-win improvement over the previous year, believed to be a first in Division I history. Bowden is just the third coach in history to bring the Tigers to a three-win improvement in consecutive years and was one of just two Division I coaches to do it over the 1999 and 2000 seasons.

In 2000 and 2001, his dynamic offense produced a Heisman Trophy contender in quarterback Woodrow Dantzler, who placed his name next to 52 school records. In 2001, he became the first player in Division I history to total 2,000 passing yards and 1,000 rushing yards in a season. He was a semifinalist for the Davey O'Brien Award in 2000 and 2001.

Center Kyle Young was a finalist for the Rimington Award in 2000 and 2001, and won the ACC's Jim Tatum Award, presented to the league's

| Bowden's Year-By-Year Coaching Records | | | | | | |
|--|---------------|--------------------------------------|--------|--------------|---------------|------|
| Year | School | Job Title | Record | Conf./Finish | Bowl | Rank |
| 1978 | Florida State | Defensive Backs | 8-3 | | | |
| 1979 | Florida State | Defensive Backs | 11-1 | | Orange | 6 |
| 1980 | Auburn | Running Backs | 5-6 | 0-6, 9th | | |
| 1981 | Florida State | Tight Ends | 6-5 | | | |
| 1982 | Florida State | Tight Ends | 9-3 | | Gator | 13 |
| 1983 | Duke | Quarterbacks | 3-8 | 3-3, 4th | | |
| 1984 | Duke | Quarterbacks | 2-9 | 1-5, 6th | | |
| 1985 | Duke | Offensive Coordinator/Quarterbacks | 4-7 | 2-5, 6th | | |
| 1986 | Duke | Offensive Coordinator/Quarterbacks | 4-7 | 2-5, 6th | | |
| 1987 | Alabama | Wide Receivers | 8-4 | 4-2, 4th | Hall of Fame | |
| 1988 | Alabama | Wide Receivers | 9-3 | 4-3, 4th | Sun | 17 |
| 1989 | Alabama | Wide Receivers | 10-2 | 6-1, 1st | Sugar | 9 |
| 1990 | Kentucky | Offensive Coordinator/Wide Receivers | 4-7 | 3-4, 5th | | |
| 1991 | Auburn | Offensive Coordinator/Wide Receivers | 5-6 | 2-5, 8th | | |
| 1992 | Auburn | Offensive Coordinator/Wide Receivers | 5-5-1 | 2-5-1, *5th | | |
| 1993 | Auburn | Offensive Coordinator/Wide Receivers | 11-0 | 8-0, NE | | 4 |
| 1994 | Auburn | Offensive Coordinator/Wide Receivers | 9-1-1 | 6-1-1, NE | | 9 |
| 1995 | Auburn | Offensive Coordinator/Wide Receivers | 8-4 | 5-3, *3rd | Outback | 22 |
| 1996 | Auburn | Offensive Coordinator/Wide Receivers | 8-4 | 4-4, *3rd | Independence | 24 |
| 1997 | Tulane | Head Coach | 7-4 | 5-1, 2nd | | |
| 1998 | Tulane | Head Coach | 11-0 | 6-0, 1st | Liberty# | 7 |
| 1999 | Clemson | Head Coach | 6-6 | 5-3, 2nd | Peach | |
| 2000 | Clemson | Head Coach | 9-3 | 6-2, 2nd | Gator | 14 |
| 2001 | Clemson | Head Coach | 7-5 | 4-4, T-4th | Humanitarian | |
| 2002 | Clemson | Head Coach | 7-6 | 4-4, T-5th | Tangerine | |
| 2003 | Clemson | Head Coach | 9-4 | 5-3, 3rd | Peach | 22 |
| 2004 | Clemson | Head Coach | 6-5 | 4-4, T-6th | | |
| 2005 | Clemson | Head Coach | 8-4 | 4-4, *3rd | Champs Sports | 21 |
| 2006 | Clemson | Head Coach | 8-5 | 5-3, *T-2nd | Music City | |

* - SEC Western Division; ^ - ACC Atlantic Division; # - did not coach team in bowl; NE - not eligible for conference title

Bowden's Coaching Record Summary

| | | | |
|-------------------------|----|--|-----------------|
| Years as a Coach: | 29 | Top-10 Seasons: | 5 |
| Winning Seasons: | 20 | Record of teams as assistant: | 129-85-2 (.602) |
| Bowl Seasons: | 15 | Record of teams as head coach: | 78-42 (.650) |
| Top-25 Seasons: | 12 | Record of teams in conference games: | 48-28 (.632) |

top student-athlete. He was one of eight players nationally to receive a National Football Foundation Scholarship and became just the second offensive lineman in college football history to become a three-time first-team Academic All-American. Linebacker Chad Carson also performed well in the classroom and on the gridiron. He and Young were first-team Academic All-American selections in 2000 and 2001.

Bowden's second Clemson team (2000) was one of the most decorated in history. Six different Tigers were finalists or semifinalist for national position awards, including linebacker Keith Adams, who was one of three finalists for the Butkus Award. Clemson finished the season 9-3 in 2000 and had a #14 final ranking in the **USA Today** poll.

When Bowden arrived at Clemson, he had one simple goal - improvement. Bowden warned Tiger supporters that Clemson was unlikely to be a bowl participant in 1999, but his main focus was to improve. Bowden's goal of improvement was reached, and he was happy to be wrong about his preseason prediction, as the Tigers were invited to the 1999 Chick-fil-A Peach Bowl.

In 1999, Bowden accomplished a personal milestone that no Clemson coach had attained since 1981, the year the Tigers won the National Championship. He became the first Clemson coach since Ford to be named ACC Coach-of-the-Year.

Bowden led the Tigers to a 6-6 record and 5-3 mark in the ACC against the nation's seventh-toughest schedule according to the **Sagarin** rating. The Tigers finished tied for second with Georgia Tech and Virginia in the final ACC standings, a six-place improvement over the previous season, the greatest one-season jump in ACC history in league play.

The Tigers also made a four-game ACC-win improvement in 1999. It was just the fifth time in ACC history that a team made that big of a league victory jump. Bowden had taken over a team with a losing record and brought it to a bowl game in his

Bowden's Offensive Production

| Category | 1999 | 2000 | 2001 | 2002 | 2003 | 2004 | 2005 | 2006 |
|-------------------------|-------|-------|-------|-------|-------|-------|-------|-------|
| Points | 26.8 | 34.7 | 30.8 | 25.4 | 28.1 | 21.5 | 26.3 | 32.7 |
| Touchdowns | 3.5 | 4.6 | 4.1 | 3.1 | 3.5 | 2.5 | 2.9 | 4.2 |
| Rushing Touchdowns | 2.3 | 2.8 | 2.0 | 1.7 | 1.5 | 1.4 | 1.7 | 2.4 |
| Passing Touchdowns | 1.2 | 1.6 | 1.9 | 1.2 | 1.8 | 0.6 | 1.2 | 1.4 |
| Total Offense | 402.6 | 436.8 | 432.0 | 363.5 | 420.5 | 295.6 | 384.6 | 410.9 |
| Rushing Offense | 151.0 | 224.0 | 191.7 | 120.7 | 136.9 | 107.5 | 153.0 | 217.8 |
| Passing Offense | 251.6 | 212.8 | 240.3 | 242.8 | 283.6 | 188.1 | 231.6 | 193.1 |
| Total Plays | 76.7 | 77.6 | 76.1 | 70.8 | 73.4 | 66.9 | 68.9 | 63.2 |
| Rushing Plays | 41.4 | 49.3 | 43.2 | 35.2 | 35.7 | 34.6 | 37.5 | 38.1 |
| Passing Plays | 35.3 | 28.3 | 32.9 | 35.5 | 37.7 | 32.3 | 31.4 | 25.2 |
| Yards/Play | 5.3 | 5.6 | 5.7 | 5.1 | 5.7 | 4.4 | 5.6 | 6.5 |
| Rushing Yards/Attempt | 3.7 | 4.5 | 4.4 | 3.4 | 3.8 | 3.1 | 4.1 | 5.7 |
| Passing Yards/Attempt | 7.1 | 7.5 | 7.3 | 6.8 | 7.5 | 5.8 | 7.4 | 7.7 |
| Yards/Completion | 12.0 | 14.2 | 12.8 | 11.8 | 12.3 | 11.6 | 11.2 | 12.7 |
| Completions | 21.0 | 15.0 | 18.8 | 20.6 | 23.2 | 16.2 | 20.7 | 15.2 |
| Passing Efficiency | 123.4 | 128.0 | 130.2 | 121.2 | 134.6 | 96.0 | 134.7 | 136.5 |
| Turnovers | 1.9 | 1.7 | 2.0 | 2.2 | 1.5 | 2.2 | 1.3 | 2.2 |
| Turnover Margin | +0.3 | +0.5 | -0.4 | +0.2 | +0.3 | -0.7 | +0.8 | +0.2 |
| Total First Downs | 21.8 | 22.8 | 23.5 | 19.9 | 23.3 | 16.7 | 20.8 | 19.1 |
| Rushing First Downs | 9.1 | 12.3 | 12.3 | 8.1 | 8.5 | 6.3 | 9.0 | 10.2 |
| Passing First Downs | 10.5 | 8.8 | 9.8 | 10.2 | 12.0 | 8.3 | 9.9 | 7.8 |
| Third-Down Conversion % | 37.3 | 42.1 | 47.0 | 40.5 | 37.7 | 31.7 | 38.0 | 42.0 |



Head Coach Tommy Bowden

first season, just the sixth coach in ACC history to accomplish that feat.

The Clemson program set or tied 41 school records in Bowden's first year, including 26 on offense. Ironically, Bowden's first Tulane team set or tied 26 offensive school records.

The improvements in the ACC standings were due in large part to an innovative offensive attack. The Clemson offense ended the season averaging 402.6 yards per game, nearly a 100-yard per game improvement over 1998. The Tigers scored 26.8 points per game in 1999 compared to 19.8 in 1998.

Keith Adams, a sophomore in 1999, finished with 186 tackles, highest in the nation, and broke the Clemson single-season tackle record held by Anthony Simmons. They all contributed to the 17th-best pass efficiency defense in the nation, a unit that had 19 interceptions, ninth highest in the country.

Four of Clemson's losses in 1999 came against teams ranked in the top 15 of the final **AP** poll. Bowden Bowl I, the first-ever meeting between father and son head coaches in college football history, took place on October 23, 1999. Bowden faced his father Bobby's top-ranked Florida State team in Death Valley in front of a national television audience. The Tigers lost a tough battle to the eventual National Champions, 17-14, the closest margin of victory for the Seminoles and the fewest points they recorded all season by two touchdowns.

Making strong improvement in his first year with a program was nothing new for Bowden. In the two seasons he was the head coach at Tulane, Bowden took a team that had been 4-18 in the two years previous to his arrival, and emotionally and numerically reversed the team's fortunes with an 18-4 record, posted an 11-1 conference mark, and finished the 1998 season ranked #7 in the nation in both polls. Tulane and Tennessee were the only undefeated teams in college football in 1998.



Clemson's offense has set numerous school records in Tommy Bowden's tenure.

His Tulane team averaged 39.7 points, 5.1 touchdowns, 463 yards of total offense, 270.5 yards passing, and 192.6 yards rushing. The Green Wave averaged 6.3 yards per play, and converted on third down 47 percent of the time. Some say the most telling statistic in terms of wins and losses along with the most telling statistic when it comes to coaching ability is turnover margin. They were fifth in the nation in turnover margin each of his seasons at Tulane.

It did not take Bowden long to put Tulane back on the college football landscape. In his first year, Tulane was picked last in the preseason polls of Conference USA. But he led the New Orleans-based school to a 7-4 record, a second-place conference standing with just one league loss, and set 33 school

records in the process, including 26 on offense.

Tulane's accomplishments on offense were noteworthy in 1997, but its offensive numbers reached uncharted areas in 1998. Tulane stood as the only school in the nation that averaged over 300 yards per game passing and 200 yards per game rushing. The team was fourth in the nation in total offense (507.1 per game) and second in scoring (45.4 points per game).

The Green Wave scored 40 or more points in eight games in 1998, including each of the last seven games. In one game, the Green Wave scored 72 points and rolled up 704 yards of total offense. They converted 52 percent of their third-down opportunities for the season and had just 11 turnovers in over 800 plays. The 1998 season saw the program post a perfect 11-0 regular season under Bowden, its first perfect regular season since 1931. The Green Wave won Conference USA, its first league title since Tulane won the SEC in 1949. Bowden was named Conference USA Coach-of-the-Year.

His team ranked #7 in the final **Associated Press** poll and was a mainstay there from the third week of the season. Tulane had not been ranked at any time since 1979, and had not been ranked in a final poll since 1973. After Bowden accepted the job at Clemson, Tulane defeated Brigham Young in the Liberty Bowl.

A look to the list of coaches who had undefeated seasons in the 1990s shows two other men named Bowden. His father, Florida State Head Coach Bobby Bowden, had a perfect regular season in 1996 and 1999, while his brother Terry posted a perfect regular season in 1993. Obviously, the Bowdens are the first family of college coaching, and this "Wonder Years" environment had a lot to do with Tommy Bowden's decision to enter coaching.

The fatherly influence of a college coach who reached 300 career wins against his son in 1999, also had an influence on other members of the family. Bobby Bowden is the winningest coach in Division I history. Terry has been a head coach at Samford and Auburn, posting a 47-17-1 record at the latter. He also serves as a commentator for **Westwood One's** radio college football package.

Tommy Bowden began his college football experience as a walk-on wide receiver at West Virginia. He played for his father between 1973-75 and then for Frank Cignetti during the 1976 season.

As a junior, he caught 15 passes for 189 yards and one score. Bowden remained at West Virginia for the 1977 season and began his coaching career, serving as a graduate assistant on Cignetti's staff. His interest in coaching only became more intense after that first year as a graduate assistant. His father then hired him as a secondary coach at Florida State for the 1978 season.

That experience confirmed to Bowden that he was in a profession that would be his life's work. The Seminoles posted a 19-4 mark in his two seasons at Florida State.

In 1980, Bowden joined the staff at East Carolina, where he coached for the spring-practice session of 1980. That spring, he moved to Auburn and served as the Tigers' running backs coach for the 1980 season. Among the players he coached was James Brooks, who went on to a 13-year NFL career and is still second in Auburn history in rushing.

Miscellaneous Records Under Tommy Bowden

| Clemson's Record When... | 1999 | 2000 | 2001 | 2002 | 2003 | 2004 | 2005 | 2006 | Totals |
|----------------------------------|------|------|------|------|------|------|------|------|--------|
| Playing all games | 6-6 | 9-3 | 7-5 | 7-6 | 9-4 | 6-5 | 8-4 | 8-5 | 60-38 |
| Scoring first | 4-1 | 6-1 | 1-1 | 4-1 | 9-0 | 2-2 | 6-1 | 7-4 | 39-11 |
| Leading after one quarter | 2-1 | 6-1 | 4-2 | 4-2 | 9-0 | 2-2 | 6-0 | 5-3 | 38-11 |
| Trailing after one quarter | 1-4 | 2-2 | 2-3 | 2-4 | 0-4 | 2-2 | 2-3 | 1-1 | 12-23 |
| Tied after one quarter | 3-1 | 1-0 | 1-0 | 1-0 | 0-0 | 2-1 | 0-1 | 2-1 | 10-4 |
| Leading at halftime | 5-2 | 8-0 | 5-1 | 5-1 | 9-0 | 3-0 | 5-1 | 7-2 | 47-7 |
| Trailing at halftime | 0-2 | 1-3 | 1-4 | 2-5 | 0-4 | 2-3 | 2-0 | 1-3 | 9-24 |
| Tied at halftime | 1-2 | 0-0 | 1-0 | 0-0 | 0-0 | 1-2 | 1-3 | 0-0 | 4-7 |
| Leading after three quarters | 6-1 | 9-1 | 7-0 | 4-2 | 8-0 | 3-1 | 6-1 | 6-0 | 49-6 |
| Trailing after three quarters | 0-4 | 0-0 | 0-5 | 3-4 | 1-4 | 3-3 | 1-1 | 1-3 | 9-24 |
| Tied after three quarters | 0-1 | 0-2 | 0-0 | 0-0 | 0-0 | 0-1 | 1-2 | 1-2 | 2-8 |
| Tied after fourth quarters | 0-0 | 0-0 | 1-0 | 0-0 | 1-0 | 2-0 | 0-2 | 0-1 | 4-3 |
| Totaling more total yards | 6-2 | 8-0 | 6-1 | 6-3 | 8-1 | 4-2 | 6-3 | 8-2 | 52-14 |
| Totaling more rushing yards | 6-2 | 9-1 | 5-1 | 4-1 | 7-1 | 3-2 | 6-1 | 8-3 | 48-12 |
| Totaling more passing yards | 6-3 | 5-1 | 4-3 | 6-4 | 7-2 | 5-2 | 5-3 | 5-2 | 43-20 |
| Totaling more first downs | 5-2 | 7-1 | 5-1 | 5-2 | 8-1 | 4-0 | 7-3 | 8-1 | 49-11 |
| Winning time of possession | 4-1 | 5-0 | 4-3 | 4-1 | 7-0 | 3-0 | 5-2 | 2-2 | 34-9 |
| Winning turnover margin | 4-3 | 6-1 | 3-1 | 4-2 | 6-0 | 3-0 | 6-1 | 3-2 | 35-10 |
| Losing turnover margin | 1-2 | 2-2 | 3-4 | 2-4 | 0-3 | 2-4 | 1-1 | 3-2 | 14-22 |
| Tying turnover margin | 1-1 | 1-0 | 1-0 | 1-0 | 3-1 | 1-1 | 1-2 | 2-1 | 11-6 |
| Rushing for at least 200 yards | 3-1 | 7-0 | 5-0 | 2-0 | 2-0 | 1-0 | 2-0 | 6-0 | 28-1 |
| Having a 100-yard-or-more rusher | 4-1 | 5-1 | 5-1 | 1-0 | 2-0 | 2-0 | 6-1 | 5-1 | 30-5 |
| Passing for at least 200 yards | 6-4 | 5-2 | 6-4 | 6-2 | 9-2 | 2-1 | 6-2 | 2-3 | 42-20 |
| Playing August games | 0-0 | 0-0 | 0-0 | 0-1 | 0-1 | 0-0 | 0-0 | 0-0 | 0-2 |
| Playing September games | 1-2 | 5-0 | 3-1 | 3-0 | 3-0 | 1-3 | 2-2 | 4-1 | 22-9 |
| Playing October games | 3-2 | 3-1 | 2-1 | 1-3 | 2-2 | 3-1 | 2-2 | 3-1 | 19-13 |
| Playing November games | 2-1 | 1-1 | 0-3 | 3-1 | 3-1 | 2-1 | 3-0 | 1-2 | 15-10 |
| Playing December/January games | 0-1 | 0-1 | 2-0 | 0-1 | 1-0 | 0-0 | 1-0 | 0-1 | 4-4 |

Head Coach Tommy Bowden



In 1981, Bowden returned to Tallahassee as the tight ends coach. In two more years at Florida State, the Seminoles posted a 15-8 mark. The 1982 team ranked #13 in the final poll, claimed a 9-3 record, and won a Gator Bowl title.

From 1983-86, Bowden served under Steve Sloan at Duke as the quarterbacks coach, and was named coordinator in 1985. In 1984, he made his first trip to Death Valley as a coach. Among the players he tutored was future NFL player Anthony Dilweg.

After four years at Duke, Bowden became the wide receivers coach at Alabama under Bill Curry. It was there that he refined his offensive coaching prowess under noted offensive mind Homer Smith.

In 1990, Bowden returned to a coordinator role, serving as Kentucky's offensive coordinator and wide receivers coach. That year, he helped the Wildcats to their first upper division SEC finish since 1984.

In 1991, Bowden joined Pat Dye at Auburn. He remained with the Auburn program for six years, his longest stint as a college assistant. During his tenure, Auburn had a combined record of 46-20-2, including a perfect 11-0 season in 1993. Auburn had four **AP** top-25 seasons, including a #4 final ranking in 1993 and a #9 final ranking in 1994. The SEC Tigers were 20-1-1 in 1993-94 combined. Bowden worked under his brother Terry for his last four years at Auburn and the Tigers had a 36-9-1 record with both Bowdens on the coaching staff.

Born on July 10, 1954 in Birmingham, AL, he is married to the former Linda Joan White, who he first met when the two were in school together at Morgantown (WV) High School. The couple has two children,

Ryan (25), a 2004 Clemson graduate and 2007 law school graduate of Regent University, and Lauren (22), a 2007 graduate of Clemson.



Father and son will face off for the ninth time when Clemson and Florida State open the 2007 season at Memorial Stadium on Labor Day at 8:00 PM on ESPN.

Bowden's Game-By-Game Results

1997 (7-4) at Tulane

| Date | Opponent | W-L | Score |
|---------|---------------------------|-----|-------|
| Sep. 6 | Cincinnati | W | 31-17 |
| Sep. 13 | Rice | L | 24-30 |
| Sep. 20 | at Syracuse | L | 19-30 |
| Oct. 4 | Army | W | 41-0 |
| Oct. 11 | at Louisville | W | 64-33 |
| Oct. 18 | East Carolina | W | 33-16 |
| Oct. 25 | at Southern Mississippi | L | 13-34 |
| Nov. 1 | at Southwestern Louisiana | W | 56-0 |
| Nov. 8 | Memphis | W | 26-14 |
| Nov. 15 | Mississippi | L | 24-41 |
| Nov. 22 | at Houston | W | 44-10 |

1998 (11-0) at Tulane

| Date | Opponent | W-L | Score |
|---------|------------------------|-----|-------|
| Sep. 5 | at Cincinnati | W | 52-36 |
| Sep. 12 | at Southern Methodist | W | 31-21 |
| Sep. 26 | Navy | W | 42-24 |
| Oct. 3 | Southern Mississippi | W | 21-7 |
| Oct. 17 | Louisville | W | 28-22 |
| Oct. 24 | at Rutgers | W | 52-24 |
| Oct. 31 | Southwestern Louisiana | W | 72-20 |
| Nov. 7 | at Memphis | W | 41-31 |
| Nov. 14 | at Army | W | 49-35 |
| Nov. 21 | Houston | W | 48-20 |
| Nov. 26 | Louisiana Tech | W | 62-30 |

1999 (6-6)

| Date | Opponent | W-L | Score |
|---------|-----------------------------|-----|-------|
| Sep. 4 | Marshall | L | 10-13 |
| Sep. 11 | Virginia | W | 33-14 |
| Sep. 23 | at Virginia Tech (8,8) | L | 11-31 |
| Oct. 2 | North Carolina | W | 31-20 |
| Oct. 9 | at N.C. State | L | 31-35 |
| Oct. 16 | at Maryland | W | 42-30 |
| Oct. 23 | Florida State (1,1) | L | 14-17 |
| Oct. 30 | at Wake Forest | W | 12-3 |
| Nov. 6 | Duke | W | 58-7 |
| Nov. 13 | at Georgia Tech (13,14) | L | 42-45 |
| Nov. 20 | at South Carolina | W | 31-21 |
| Dec. 30 | * Mississippi State (15,16) | L | 7-17 |

* - Peach Bowl at Atlanta, GA

2000 (9-3)

| Date | Opponent | W-L | Score |
|---------|-------------|-----|-------|
| Sep. 2 | The Citadel | W | 38-0 |
| Sep. 9 | Missouri | W | 62-9 |
| Sep. 16 | Wake Forest | W | 55-7 |
| Sep. 23 | at Virginia | W | 31-10 |
| Sep. 30 | at Duke | W | 52-22 |
| Oct. 7 | N.C. State | W | 34-27 |
| Oct. 14 | Maryland | W | 35-14 |

| | | | |
|---------|------------------------|---|-------|
| Oct. 21 | at North Carolina | W | 38-24 |
| Oct. 28 | Georgia Tech | L | 28-31 |
| Nov. 4 | at Florida State (4,4) | L | 7-54 |
| Nov. 18 | South Carolina (25,NR) | W | 16-14 |
| Jan. 1 | * Virginia Tech (6,5) | L | 20-41 |

* - Gator Bowl at Jacksonville, FL

2001 (7-5)

| Date | Opponent | W-L | Score |
|---------|---------------------------|-----|-------|
| Sep. 1 | Central Florida | W | 21-13 |
| Sep. 8 | Wofford | W | 38-14 |
| Sep. 22 | Virginia | L | 24-26 |
| Sep. 29 | at Georgia Tech (9,11) | W | 47-44 |
| Oct. 13 | at N.C. State | W | 45-37 |
| Oct. 20 | North Carolina | L | 3-38 |
| Oct. 27 | at Wake Forest | W | 21-14 |
| Nov. 3 | Florida State (14,14) | L | 27-41 |
| Nov. 10 | at Maryland (13,11) | L | 20-37 |
| Nov. 17 | at South Carolina (22,22) | L | 15-20 |
| Dec. 1 | Duke | W | 59-31 |
| Dec. 31 | * Louisiana Tech | W | 49-24 |

* - Humanitarian Bowl at Boise, ID

2002 (7-6)

| Date | Opponent | W-L | Score |
|---------|--------------------------|-----|-------|
| Aug. 31 | at Georgia (8,12) | L | 28-31 |
| Sep. 7 | Louisiana Tech | W | 33-13 |
| Sep. 14 | Georgia Tech | W | 24-19 |
| Sep. 21 | Ball State | W | 30-7 |
| Oct. 3 | at Florida State (11,11) | L | 31-48 |
| Oct. 12 | at Virginia | L | 17-22 |
| Oct. 19 | Wake Forest | W | 31-23 |
| Oct. 24 | N.C. State (12,9) | L | 6-38 |
| Nov. 2 | at Duke | W | 34-31 |
| Nov. 9 | at North Carolina | W | 42-12 |
| Nov. 16 | Maryland (19,19) | L | 12-30 |
| Nov. 23 | South Carolina | W | 27-20 |
| Dec. 23 | * Texas Tech | L | 15-55 |

* - Tangerine Bowl at Orlando, FL

2003 (9-4)

| Date | Opponent | W-L | Score |
|---------|---------------------|-----|-------|
| Aug. 30 | Georgia (11,9) | L | 0-30 |
| Sep. 6 | Furman | W | 28-17 |
| Sep. 13 | Middle Tennessee | W | 37-14 |
| Sep. 20 | at Georgia Tech | W | 39-3 |
| Oct. 4 | at Maryland | L | 7-21 |
| Oct. 11 | Virginia (25,24) | W | 30-27 |
| Oct. 16 | at N.C. State | L | 15-17 |
| Oct. 25 | North Carolina | W | 36-28 |
| Nov. 1 | at Wake Forest | L | 17-45 |
| Nov. 8 | Florida State (3,3) | W | 26-10 |
| Nov. 15 | Duke | W | 40-7 |

| | | | |
|---------|-------------------|---|-------|
| Nov. 22 | at South Carolina | W | 63-17 |
| Jan. 2 | * Tennessee (6,7) | W | 27-14 |

* - Peach Bowl at Atlanta, GA

2004 (6-5)

| Date | Opponent | W-L | Score |
|---------|-------------------------|-----|-------|
| Sep. 4 | Wake Forest | W | 37-30 |
| Sep. 11 | Georgia Tech | L | 24-28 |
| Sep. 18 | at Texas A&M | L | 6-27 |
| Sep. 25 | at Florida State (8,11) | L | 22-41 |
| Oct. 7 | at Virginia (10,9) | L | 10-30 |
| Oct. 16 | Utah State | W | 35-6 |
| Oct. 23 | Maryland | W | 10-7 |
| Oct. 30 | N.C. State | W | 26-20 |
| Nov. 6 | at Miami (FL) (11,10) | W | 24-17 |
| Nov. 13 | at Duke | L | 13-16 |
| Nov. 20 | South Carolina | W | 29-7 |

2005 (8-4)

| Date | Opponent | W-L | Score |
|---------|---------------------------|-----|-------|
| Sep. 3 | Texas A&M (17,17) | W | 25-24 |
| Sep. 10 | at Maryland | W | 28-24 |
| Sep. 17 | Miami (FL) (13,13) | L | 30-36 |
| Sep. 24 | Boston College (NR,25) | L | 13-16 |
| Oct. 1 | at Wake Forest | L | 27-31 |
| Oct. 13 | at N.C. State | W | 31-10 |
| Oct. 22 | Temple | W | 37-7 |
| Oct. 29 | at Georgia Tech | L | 9-10 |
| Nov. 5 | Duke | W | 49-20 |
| Nov. 12 | Florida State (17,16) | W | 35-14 |
| Nov. 19 | at South Carolina (19,21) | W | 13-9 |
| Dec. 27 | * Colorado | W | 19-10 |

* - Champs Sports Bowl at Orlando, FL

2006 (8-5)

| Date | Opponent | W-L | Score |
|---------|-------------------------|-----|-------|
| Sep. 2 | Florida Atlantic | W | 54-6 |
| Sep. 9 | at Boston College | L | 33-34 |
| Sep. 16 | at Florida State (9,10) | W | 27-20 |
| Sep. 23 | North Carolina | W | 52-7 |
| Sep. 30 | Louisiana Tech | W | 51-0 |
| Oct. 7 | at Wake Forest | W | 27-17 |
| Oct. 12 | ° Temple | W | 63-9 |
| Oct. 21 | Georgia Tech (13,13) | W | 31-7 |
| Oct. 26 | at Virginia Tech | L | 7-24 |
| Nov. 4 | Maryland | L | 12-13 |
| Nov. 11 | N.C. State | W | 20-14 |
| Nov. 25 | South Carolina | L | 28-31 |
| Dec. 29 | * Kentucky | L | 20-28 |

° - Charlotte, NC; * - Music City Bowl at Nashville, TN

^ - one overtime; Note: Home games in bold.



Records Set in Bowden Era

Team

Game (11)

- Completions: 35 vs. Wake Forest, 2003
- Completion %: 92.3 vs. Temple, 2006
- Passing Yards: 420 vs. Duke, 2002
- Touchdowns passing: 5 vs. Louisiana Tech, 2001
- First downs passing: 19 vs. Duke, 2002
- Fewest interceptions: (0 in 52 att.) vs. Duke, 2002
- Passing efficiency: 311.9 vs. Temple, 2006
- Field goals made: 6 vs. Texas A&M, 2005
- Field goal attempts: *6 vs. Texas A&M, 2005
- Field goal %: 100.0 (6-6) vs. Texas A&M, 2005
- Kickoff return yards: 286 vs. Florida State, 2004

Season (26)

- Total offense: 5,467 (2003)
- Total offense/game: 436.8 (2000)
- 400-yard total offense games: 9 (2003)
- 500-yard total offense games: 4 (2001)
- Touchdowns: 55 (2000,06)
- Touchdown passes: 23 (2001,03)
- Touchdown passes/game: 1.92 (2001)
- Points: 425 (2006)
- Pass attempts: 490 (2003)
- Pass attempts/game: 37.7 (2003)
- Completions: 300 (2003)
- Completions/game: 23.1 (2003)
- Completion %: 65.8 (2005)
- Passing yards: 3,687 (2003)
- Passing yards/game: 283.6 (2003)
- 200-yard passing games: 11 (2003)
- 300-yard passing games: 6 (2003)
- First downs: 303 (2003)
- First downs/game: 23.5 (2001)
- First downs passing: 156 (2003)
- First downs/game passing: 12.0 (2003)
- Field goals made: 24 (2005)
- Extra points made: 51 (2000)
- Extra point attempts: 55 (2000)
- Sacks: 47 (1999)
- Sack yardage: 326 (1999)

Individual

Charlie Whitehurst (46)

Game (5)

- Completions: 34 vs. Duke, 2002
- Passing efficiency: 241.1 vs. North Carolina, 2002
- Passing yards: 420 vs. Duke, 2002
- Touchdown passes: *4 vs. many (4)
- Total offense plays: 65 vs. Duke, 2002

Season (22)

- Pass attempts: 465, 2003
- Pass attempts/game: 35.8, 2003
- Consecutive games with 20 completions: 6, 2003
- Completions: 288, 2003
- Completions/game: 22.2, 2003
- Consecutive games completing a pass: *13, 2003
- Completion %: 67.4, 2005
- Pass efficiency: 135.6, 2003
- Passing yards: 3,561, 2003
- Passing yards/game: 273.9, 2003
- Passing yards in consecutive games:
 - 2 games: 694, 2002
 - 3 games: 916, 2003
 - 4 games: 1,217, 2003
 - 5 games: 1,486, 2003
 - 6 games: 1,732, 2003
- 200-yard passing games: 11, 2003
- 300-yard passing games: 5, 2003
- Touchdown passes: *21, 2003
- Total offense plays: 557, 2003
- 200-yard total offense games: 11, 2003
- 300-yard total offense games: *7, 2003
- Top-25 victories as a starting quarterback: 3, 2003,05

Career (19)

- Pass attempts: 1,028
- Pass attempts/game: 31.2
- Completions: 588
- Completions/game: 17.8
- Completion %: 59.7

- Passing yards: 7,182
- Passing yards/game: 217.6
- 200-yard passing games: 18
- 300-yard passing games: 6
- Touchdown passes: 49
- Touchdown passes/game: 1.15
- Total offense: 9,763
- Total offense plays: 1,634
- Total offense plays/game: 37.1
- 200-yard total offense games: 25
- Top-10 victories as a starting quarterback: *3
- Top-25 victories as a starting quarterback: *7
- Overtime victories as a starting quarterback: 3
- Consecutive games started at quarterback: 37

Woodrow Dantzler (29)

Game (7)

- Touchdown responsibility: 6 vs. N.C. State, 2001
- Total offense: 517 vs. N.C. State, 2001
- Completion %: 85.1 vs. N.C. State, 2001
- Completion %: 94.1 vs. The Citadel, 2000
- Rushing yards by a quarterback: 220 vs. Virginia, 2000
- Passing efficiency: 247.2 vs. The Citadel, 2000
- Touchdown passes: *4 vs. many (3)

Season (14)

- Total offense: 3,639 (2001)
- Total offense/game: 303.2 (2001)
- Consecutive 200-yard total offense games: 7 (2000)
- 100-yard rushing, 300-yard total offense games: 5 (2001)
- Touchdown passes: *21 (2001)
- Touchdown passes/game: 1.75 (2001)
- Rushing yards by a quarterback: 1,061 (2001)
- Consecutive 100-yard rushing games by a quarterback: 4 (2000)
- Rushing yards/game by a quarterback: 88.4 (2001)
- 100-yard rushing games by a quarterback: 5 (2001)
- Touchdowns rushing & passing: 31 (2001)
- Consecutive games throwing a TD pass: 6 (2000)
- Rushing yards in series of 3 games: 520 (2000)
- Rushing yards in series of 4 games: 623 (2000)

Career (8)

- Rushing yards by a quarterback: 2,761
- 100-yard rushing games by a quarterback: 12
- 100-yard rushing & 300-yard total offense games: 11
- Touchdowns rushing & passing: 68
- Touchdown responsibility/game: 1.74
- Total offense/game: 225.6
- 300-yard total offense games: 13
- Total offense vs. one opponent: 1,127 vs. N.C. State

Keith Adams (13)

- Tackles in a game: 27 vs. South Carolina, 1999
- Sacks in a game: 4 vs. Duke, 1999
- Tackles for loss in a game: 6 vs. Duke, 1999
- First hits in a game: 18 vs. South Carolina, 1999
- Tackles in a season: 186 (1999)
- Tackles/game in a season: 15.5 (1999)
- First hits in a season: 119 (1999)
- Sacks in a season: 16 (1999)
- Games with a sack in a season: *9 (1999)
- Tackles for loss in a season: 35 (1999)
- Caused fumbles in a season: *4 (2000)
- ACC Player-of-the-Week selections in a season: 5 (1999)
- Consecutive games with a tackle for loss: 20

Rod Gardner (9)

- Receiving yards in a game: 182 vs. North Carolina, 2000
- Receiving touchdowns in a game: 3 vs. North Carolina, 2000
- Consecutive 100-yard receiving games: *3 (2000)
- Receptions in a season: 80 (1999)
- Receptions/game in a season: 6.75 (1999)
- Receiving yards in a season: 1,084 (1999)
- Receiving yards/game in season: 90.3 (1999)
- 100-yard receiving games in a career: 9
- 1,000-yard receiving seasons in a career: 2

Derrick Hamilton (9)

- All-purpose yards in a bowl game: 231 (2002)
- All-purpose yards in a season: 1,883 (2002)
- Punt returns in a season: 35 (2002)
- Touchdown receptions in a season: 10 (2003)
- Kickoff return yards in a season: 696 (2002)
- Kickoff returns in a season: 32 (2002)
- Receptions in a career: 167

- All-purpose yards in a career: 4,839
- All-purpose yards/game in a career: 127.3

Travis Zachery (7)

- Points in a season: 108 (2000)
- Touchdowns in a season: 18 (2000)
- Receptions in season by running back: 45 (2001)
- Touchdowns in a career: 50
- Rushing touchdowns in a career: 41
- Receptions by a running back in a career: 105
- Receiving yards by a running back in a career: 1,057

Jad Dean (6)

- Field goals made in a game: 6 vs. Texas A&M, 2005
- Field goal attempts in a game: *6 vs. Texas A&M, 2005
- Field goal % in a game: 100.0 (6-6) vs. Texas A&M, 2005
- Kick scoring points in a game: 19 vs. Texas A&M, 2005
- Field goals made in a season: 24 (2005)
- Extra points in a season: 46 (2006)

Gaines Adams (4)

- Consecutive games with a sack: 8 (2006)
- Games with a sack in a season: *9 (2006)
- Pass breakups by a lineman in a season: 9 (2005)
- Sacks in a career: *28

Aaron Hunt (4)

- Points in a career: 329
- Extra points made in a career: 164
- Extra point attempts in a career: 172
- Consecutive games scoring: 36

Justin Miller (4)

- Interceptions in a season: *8 (2002)
- Kickoff returns for touchdowns in a game: 2 vs. Florida State, 2004
- Kickoff return average in a season: 35.1 (2004)
- Kickoff return average in a career: 30.7

Alex Ardley (2)

- Interceptions in a game: *3 vs. Maryland, 2000
- Takeaways in a game: *3 vs. Maryland, 2000

Robert Carswell (2)

- Tackles by defensive back in a career: 372
- Tackles by a defensive back in a season: 129 (1999)

Tye Hill (2)

- Pass breakups in a season: 21 (2004)
- Passes defended in a season: *21 (2004)

Brian Mance (2)

- Takeaways in a game: *3 vs. Missouri, 2000
- Punt return average in a season: 32.0 (2000)

Will Proctor (2)

- Consecutive games completing a pass in a season: *13 (2006)
- Passing efficiency in a career: 137.0

Chad Speck (2)

- Special teams tackles in a game: 7 vs. Georgia Tech, 1999
- Special teams tackles in a career: 47
- Completion % in a season: 63.9 (1999)

Brandon Streeter (2)

- Completions in consecutive games: 51 (1999)
- Completions in series of three games: 74 (1999)

Chansi Stuckey (2)

- Different ways scoring a touchdown in a career: *4
- Receptions/game in a career: 4.5

Airese Currie (1)

- Receptions in a game: 12 vs. Middle Tennessee, 2003

James Davis (1)

- Rushing touchdowns in a season: *17 (2006)

Dextra Polite (1)

- Passes defended in a season: *21 (1999)

Willie Simmons (1)

- Touchdown passes in a game: *4 vs. North Carolina, 2000

* - tied record

Associate Head Coach Brad Scott



- Offensive Line
- 9th Season at Clemson
- South Florida '79



The Clemson football program has a long list of accomplishments since Tommy Bowden became head coach of the

Tigers, especially on the offensive side of the ball. He would be the first person to detail Brad Scott's contributions during his tenure, because the former South Carolina head coach has been a common denominator on every staff he has had in Tigertown.

In Scott's tenure, Clemson has recorded seven of its top-11 total offensive seasons in history, including four of the five teams that have gained at least 5,000 yards. Four of the top five yards-per-play figures and six of the top seven passing-yardage seasons have been recorded during his career on the Clemson offense coaching staff.

Those stats have translated to wins. Clemson has been bowl eligible all eight seasons, leading to 60 wins. Clemson has finished in the top 25 in three of the last seven years and has won eight games each of the last two years, the first time the program has done that in consecutive years since 1990,91.

Scott's offensive line was a major reason Clemson led the ACC in total offense, scoring offense, rushing offense, and yards per play in 2006. In fact, the 6.5-yards-per-play-figure was the best in

school history. Clemson concluded the season fifth in the nation in rushing offense, its best ranking since 1992. The 2006 offensive line paved the way for the duo of James Davis and C.J. Spiller, who gained 2,125 yards, the second-highest total in the nation.

Scott coached First-Team All-ACC offensive tackle Barry Richardson, First-Team All-ACC offensive guard Nathan Bennett, and Second-Team All-ACC center Dustin Fry.

Scott served as offensive coordinator from 2000-03, and Clemson produced three of the top-six seasons in school history in total offense during that time. The 2003 team gained 5,467 yards, still most in Tiger history. Records were also established for passing yards, completions, and touchdown passes. His offense was a big reason Clemson won its final four games of 2003 by 27 points per game.

Scott's 2001 offense gained more than 5,000 yards for only the third time in school history. The 5,184 yards are the fourth-most in Tiger history, as Scott effectively used the talents of Woodrow Dantzler, who became the first quarterback in NCAA history to throw for 2,000 yards and rush for 1,000 yards in the same season.

Scott came to Clemson in 1999 after serving as head coach at South Carolina for five seasons. In his first season in 1994, he led the Gamecocks to their first postseason bowl win with a 24-21 win over West Virginia at the Carquest Bowl. He served as head coach of the Gamecocks through 1998. Two of his wins during that time were at Clemson.

Before going to Columbia, Scott was on Bobby Bowden's staff at Florida State for 11 years. The Seminoles went 10-0-1 in bowl games with him on the staff. Scott is 14-4-1 in bowls as a coach.

He joined the Seminole staff in 1983, and he spent his last four years there as the offensive coordinator and offensive line coach. Those four years included the 1993 National Championship season and a record-setting offense that featured Heisman Trophy winner Charlie Ward.

Florida State posted a 44-6 (.880) record with him as offensive coordinator, the most wins by a Division I-A program during that time. The Seminoles won four straight bowl games and were ranked no lower than #4 in the nation during that span.

Scott served as the Seminole recruiting coordinator for five years, where he built a reputation as a top-notch recruiter.

Prior to joining the Seminole program, he was the head football



The Scotts - John, Daryle, Brad, Jeff, and Sara

The Scott File

Playing Experience

Three-year letterman and two-year starter on the offensive line at Missouri-Rolla (1973-75).

Education

B.A. degree in science education from South Florida in 1979...M.S. in athletic administration from Florida State in 1984.

Coaching Experience

Assistant coach at DeSoto County High in Arcadia, FL (1979)...assistant coach at Hardee County High in Wauchula, FL (1980)...graduate assistant coach at The Citadel (1981)...head coach at DeSoto County High in Arcadia, FL (1982)...graduate assistant coach at Florida State (1983,84)...recruiting coordinator/tight ends at Florida State (1985-89)...offensive coordinator/offensive line at Florida State (1990-93)...head coach at South Carolina (1994-98)...assistant head coach/tight ends at Clemson (1999,00)...assistant head coach/offensive coordinator/tight ends at Clemson (December 2000-03)...assistant head coach/offensive line at Clemson (2004-06).

Bowl Seasons as an Assistant Coach

1983 Peach Bowl...1984 Citrus Bowl...1985 Gator Bowl...1986 All-American Bowl...1988 Fiesta Bowl...1989 Sugar Bowl...1990 Fiesta Bowl...1990 Blockbuster Bowl...1992 Cotton Bowl...1993 Orange Bowl...1994 Orange Bowl...1999 Peach Bowl...2001 Gator Bowl...2001 Humanitarian Bowl...2002 Tangerine Bowl...2004 Peach Bowl...2005 Champs Sports Bowl...2006 Music City Bowl.

Bowl Seasons as a Head Coach

1995 Carquest Bowl.

Personal Data

Born September 30, 1954 in Arcadia, FL...married to Daryle...the couple has two sons (Jeff 26, John 23).

coach and athletic director at DeSoto County High in Arcadia, FL (1982), where he was conference coach-of-the-year.

Scott spent 1981 as a graduate assistant at The Citadel. Before arriving in Charleston, he was an assistant at Hardee County High School in Wauchula, FL for one year (1980).

The players he has recruited and coached read like a "Who's Who" of NFL mainstays. While at Florida State, Scott recruited Deion Sanders, Edgar Bennett, LeRoy Butler, Dexter Carter, Carl Simpson, Clay Shiver, and Chris Weinke.

Scott began his college days at Missouri-Rolla, where he was a two-year starter on the offensive line. He is a 1979 graduate of South Florida, where he received a degree in science education. He received a master of science degree in athletic administration from Florida State in 1984 as well.

Scott and his wife Daryle have two sons, Jeff (26) and John (23). Jeff graduated from Clemson in 2003 and coached Blythewood (SC) High School to a state title in his first year with the program. He is now an assistant coach at Presbyterian in Clinton, SC. He was also a Tiger football letterman and played in three bowl games (2000-02). Jeff married his wife, the former Sara McDaniel, shortly after his graduation from Clemson. John graduated from Harvard in June of 2006 and is in medical school at Vanderbilt. He was a letterman in football and track during his career at Harvard.



Assistant Coach Vic Koenning



- Defensive Coordinator
- Defensive Backs
- 3rd Season at Clemson
- Kansas State '83



Vic Koenning has brought the Tiger defense to a new level during his first two seasons as defensive coordinator and

defensive backs coach. The Tigers have finished in the top 25 in the nation in total defense, rushing defense, pass efficiency defense, and scoring defense each of the last two years. The Tigers had never been in the top 25 in all four of those areas in consecutive years prior to his arrival at Clemson.

In 2006, Clemson finished 13th in the nation in total defense, its highest mark since the 1991 team finished fourth. Clemson was 18th in rushing defense, 24th in pass defense (yards allowed), 17th in pass efficiency defense, 20th in sacks, and 16th in scoring defense. It marked the first time since 1990 (that team led the nation in total defense) that Clemson finished in the top 20 in the four major defensive categories in the same year.

Clemson was 17th in pass efficiency defense in 2006 and 18th in that important category in 2005. That was the first time in history Clemson finished in the top 20 in the nation in that area in back-to-back seasons. That has to bring pride to Koenning, who coaches the secondary. A highlight in 2006 took place during Clemson's 31-7 win over #13 Georgia

Tech. The Tiger secondary held Georgia Tech All-American and #2 overall draft pick Calvin Johnson without a reception for the only time in his career.

The Tigers showed great improvement over the course of the 2005 season, his first at Clemson. The defense allowed 11.5 points per game in the last seven games, a big reason the Tigers went 6-1 in those contests. During that stretch, the defense held #16 Florida State (coached by Bobby Bowden) and #19 South Carolina (coached by Steve Spurrier) without an offensive touchdown. He became the first defensive coordinator to keep those two noted offensive minds without a touchdown in a season.

The 2005 season concluded with a 19-10 win over Colorado in the Champs Sports Bowl. The Tigers held the Buffaloes to 124 yards of total offense and just 17 rushing yards, the best bowl game defensive performance of the 56 Division I-A teams in the postseason. Clemson allowed one touchdown in its last 45 defensive possessions as well.

As defensive backs coach, Koenning had direct responsibility for the play of Tye Hill, a cornerback who was the #15 overall pick of the NFL draft after the 2005 season. He was a first-team All-American and finalist for the Jim Thorpe Award.


Koenning's defense had another first-round selection when 2006 ACC Defensive Player-of-the-Year Gaines Adams was the #4 overall pick of the 2007 draft by Tampa Bay.

Koenning came to Clemson prior to the 2005 season with a strong resumé. He led Troy's defense to a top-10 national finish in scoring defense, rushing defense, yards per play, and pass efficiency defense in 2004.

Troy's defense was first in the nation in interceptions (25), tied for second in turnovers forced (32), ninth in fewest yards per play allowed, and 16th in total defense (311.0). Only Southern California had more takeaways than Troy.

His defense featured standout outings by defensive lineman DeMarcus Ware, who was eighth in the nation in sacks and 13th in tackles for loss. Ware was the #11 overall pick of the 2005 NFL draft. Combined with the selection of Hill and Adams the last two years, Koenning has coached a top #15 overall pick of the NFL draft each of the last three years.

Troy's 32 forced turnovers in 2004 were tied for second in the nation behind Southern California. It marked the third time in five years as a defensive coordinator that his defense was in the top six in the nation in that category.



The Koennings - Camden, Tracey, Vic, Jackson, and Brady

The Koenning File

Playing Experience

Played linebacker at Kansas State (1979-82)...three-year starter and team captain in 1982.

Bowl Participation as a Player

1982 Independence Bowl.

Education

B.S. degree in communications from Kansas State in 1983...M.A. degree in athletic administration from Memphis in 1989.

Coaching Experience

Graduate assistant/strength training coach at Memphis (1986-90)...defensive backs coach at Memphis (1991-96)...defensive coordinator at Wyoming (1997-99)...head coach at Wyoming (2000-02)...defensive coordinator at Troy (2003,04)...defensive coordinator/defensive backs at Clemson (2005,06).

Bowl Seasons as an Assistant Coach

2004 Silicon Valley Bowl...2005 Champs Sports Bowl...2006 Music City Bowl.

Personal Data

Born February 26, 1960 in Owasso, OK...married to Tracey...the couple has four children (Kimberly 27, Brady 11, Camden 7, Jackson 6).

The 25 interceptions that led the nation in 2004 marked the second time in his career he coached a secondary that led the nation in that category. His 1997 Wyoming defense had a school-record 24 thefts that also led the nation.

He spent two seasons at Troy as the defensive coordinator under Head Coach Larry Blakeney. Prior to that, he was the head coach at Wyoming from 2000-02. He coached 10 Cowboy players who earned first-team all-conference honors in his five seasons in Laramie, including three years as head coach and two years as defensive coordinator.

Koenning served as a full-time assistant coach working with the defensive backs at Memphis from 1991-96. In his first year, he helped the Tigers to a 24-10 upset at #14 Southern California. His second season there saw the defense finish third in the nation in total defense and 15th in scoring defense.

The Tigers enjoyed another successful year on defense in 1993, as Koenning's unit was 16th in the nation in total defense. In 1994, the Tigers were again third in the nation in total defense and eighth in scoring defense. His final year at Memphis was highlighted by a 21-17 upset of #6 Tennessee.


Koenning spent 10 years in all at Memphis. From 1986-90, he worked as a graduate assistant and strength training coach with the football program.

A three-year starting linebacker and team captain at Kansas State, Koenning led that team to the 1982 Independence Bowl, the school's first-ever bowl appearance. He was the recipient of the Paul Coffman Award, which is presented to the Wildcat player who displays the most outstanding leadership.

Koenning pursued a playing career with the Denver Broncos, Oklahoma Outlaws (USFL), and Green Bay Packers between 1983-86 before starting work on his master's degree from Memphis in 1986.

Koenning and his wife Tracey have four children, Kimberly (27), Brady (11), Camden (7), and Jackson (6).

Assistant Coach Rob Spence



- Offensive Coordinator
- Quarterbacks
- 3rd Season at Clemson
- Iona '81



Rob Spence has brought the Tiger offense to among the elite units in the nation. And he has done it with success in all

areas of the game. In 2006, his second year as offensive coordinator, Clemson gained at least 2,500 yards rushing and passing, one of just four schools nationally to exceed those mark. It was also just the second time in school history it had been done.

As a result of this balance, Clemson had its second consecutive eight-win season in 2006, something the program had not done in consecutive years since 1990,91. Clemson led the ACC and was in the top 13 in the nation in total offense, rushing offense, and scoring offense. It marked just the third time in history that the Tiger offense finished in the top 20 in all three areas in the same year.

Leading the ACC in those three areas is not a common occurrence. In fact, it was the first time any ACC team had led in all three areas since 1990, and it was just the second time it had been done by any ACC school in the last 25 years. It was also the first time Clemson had done it since 1978.

The Tigers were a dominant team on offense at the league level in 2006. Clemson averaged a league-best 410 yards per game of total offense to

finish 13th in the nation, the only ACC team to finish in the top 49 in the country in that category. Clemson gained 719 more yards and scored 80 more points than its nearest ACC foe in 2006. It was quite an accomplishment considering the ACC had five of the top 18 teams in the nation in total defense.

The Tigers also led the ACC in yards per play (6.5), touchdowns (55), and third-down conversion percentage (42). The touchdown total and yards-per-play figure were school records as well.

Individually, Clemson had the second-best passer (Will Proctor, 135.3 passing efficiency), the second-best receiver (Chansi Stuckey, 50 receptions for 700 yards), and the third-best rusher (James Davis, 1,187 yards). C.J. Spiller also was third in the league in all-purpose yards and set a school record for 50-yard touchdowns (6) in a season.

Spence was the architect of one of the most-improved offenses in Tiger history in his first season. The 2005 Tigers improved 89 yards per game in total offense over 2004, the fourth-biggest jump in school history and the eighth-best improvement among Division I teams.

Spence's approach helped the Tigers to an 8-4 record in 2005, including three wins over top-25 teams. Clemson beat #16 Florida State and #19 South Carolina in consecutive games, then defeated Colorado in the Champs Sports Bowl.

Clemson's success on offense has been of no surprise to those who have followed Spence's career. The veteran assistant led Toledo to four straight top-13 final marks in total offense, and helped the Rocket program to 35 victories between 2001-04. Twice in his four years, the Rockets were in the top 20 in the nation in rushing, and twice the team was in the top 20 in passing.

Spence was not a one-year wonder at Toledo. All four of his offenses were in the top 13 in the nation in total offense and top 25 in scoring offense.

Spence guided an offense that averaged 474.1 yards and 35.2 points per game in the 2004 regular season that included a 9-3 overall record and MAC title. It was the third time in four years that Toledo played for the league title.

The Rockets gained 2,013 rushing yards and 3,676 passing yards in the 2004 regular season, joining Louisville (11-1), Oklahoma (12-0), and Southern California (12-0) as the nation's only offenses to record at least 2,000 rushing yards and 3,000 passing yards.

Spence came to Toledo after a year as co-offensive coordinator

The Spence File

Playing Experience

Played tight end at Iona (1978-81).

Education

B.A. degree in social work from Iona in 1981...M.S. degree in education from Iona in 1990.

Coaching Experience

Assistant coach at Pelham Memorial High in Pelham, NY (1981)...offensive coordinator/junior varsity head coach at Iona Prep in New Rochelle, NY (1982,83)...head coach at Iona Prep (1984-88)...offensive coordinator at Iona (1989)...offensive coordinator/quarterbacks at Hofstra (1990)...quarterbacks coach at Holy Cross (1991)...inside receivers/tight ends coach at Maryland (1992,93)...quarterbacks coach at Maryland (1994-96)...offensive coordinator/quarterbacks at Hofstra (1997,98)...associate head coach/offensive coordinator at Hofstra (1999)...co-offensive coordinator/quarterbacks at Louisiana Tech (2000)...assistant head coach/offensive coordinator at Toledo (2001-04)...offensive coordinator/quarterbacks at Clemson (2005,06).

Bowl Seasons as an Assistant Coach

2001 Motor City Bowl...2002 Motor City Bowl...2005 Champs Sports Bowl...2006 Music City Bowl.

Personal Data

Born October 10, 1958 in Middletown, DE...married to Susan...the couple has two daughters (Samantha 15, Sydney Rae 13).

at Louisiana Tech, where he tutored freshman Luke McCown, who threw for 2,533 yards and 21 scores on the way to a freshman All-America season.

Spence was the offensive coordinator and quarterbacks coach at Hofstra from 1997-99. In 1999, it averaged 34 points per game, and the team had an 11-2 record and #5 final national ranking.

Spence was an assistant at Maryland (1992-96) under Mark Duffner, as Maryland set 70 school offensive records. As quarterbacks coach in 1994, Maryland was 10th in the nation in passing.


In 1991, Spence coached the quarterbacks at Holy Cross under Duffner, and he helped the Crusaders to an 11-0 record and #3 national ranking.

Spence worked as the offensive coordinator at Hofstra in 1990, helping that program to a 12-1 record and a #3 national ranking. He was the offensive coordinator at Iona, his alma mater, in 1989, and that team posted an 8-2 record.

Spence began his coaching career as an assistant at Pelham (NY) Memorial High School in 1981 before moving to Iona Prep in New Rochelle, NY in 1982. He was the varsity offensive coordinator in 1982 and the head junior varsity coach in 1983. He then became the head coach at Iona Prep in 1984, a position he served for five seasons until he started his college coaching career at Iona. His five-year head coaching record was 29-19-1 at Iona Prep.

Spence, a native of Pelham, NY, played high school football at Saint Andrews High in Middletown, DE (1972-75). He went on to play tight end at Iona from 1978-81. He earned his bachelor's degree in social work from Iona in 1981 and later earned his master's degree in education from Iona in 1990.


An avid runner who ran in the Boston Marathon in April of 2004, the 49-year-old Spence and his wife Susan have two daughters, Samantha (15) and Sydney Rae (13).



The Spences - Samantha, Rob, Susan, and Sydney Rae



Assistant Head Coach Dabo Swinney



- Wide Receivers
- 5th Season at Clemson
- Alabama '93



Dabo Swinney has had a positive impact on the program since he joined Tommy Bowden's staff in 2003. As a result

of that consistent positive impact, he was promoted to assistant head coach after the 2006 season.

The Tigers have been bowl eligible all four years, finished in the top 25 of the final polls two of those four seasons, recorded at least eight wins three times, and totaled nine wins over top-25 teams, including victories over Florida State (three), Miami (FL), and Tennessee, during his tenure at Clemson.

Swinney has coached his position to a level of consistency that has not been seen previously in school history. He has had a receiver finish first or second in the ACC in receptions each of the last three years. In his first year, he had three of the top-10 receivers in the ACC, a first in Clemson history.

In 2004 and 2005, Swinney coached the ACC reception champion. Airese Currie took the crown in 2004 and Chansi Stuckey led the ACC in 2005. It was the first time Clemson had two different wideouts lead the ACC in receptions in consecutive years.

The play of Swinney's receivers was a big reason Clemson led the ACC in total offense, rushing offense, and scoring offense in 2006, just the second

time an ACC team has led the conference in all three areas in the last 25 seasons. Clemson also led the ACC and established school records for touchdowns (55) and yards per play (6.5).

The native of Alabama has a reputation as one of the top recruiters in the nation. In February of 2006, he was listed as the fifth-best recruiter in the nation by Rivals.com. It marked the second consecutive year he had been lauded by the website as a top-25 national recruiter. He has signed 26 players in his five recruiting seasons at Clemson.

Now in his fifth year as wide receivers coach, Swinney has known Head Coach Tommy Bowden for many years. Bowden was his position coach when Swinney played at Alabama in 1989. Swinney came to Alabama as a walk-on, but he quickly earned a scholarship. Bowden, who followed a similar path as a student-athlete at West Virginia, was familiar with his work-ethic, and thus he did not hesitate to hire him when he had an opening on his staff in 2003.


His pupils were a big reason the Tigers set school records for receptions, reception yards, and touchdown receptions in 2003. Currie, Derrick Hamilton, and Kevin Youngblood combined for 175 catches and 2,483 yards along with 16 touchdowns.

The outstanding play of the wideouts continued in 2004 when Currie became the first Tiger in 24 years to lead the ACC in receptions per game. Currie was also a First-Team All-ACC pick in 2004.

In 2005, Stuckey led the ACC with 64 catches for 770 yards and four touchdowns. He became the seventh Tiger wideout in history to record at least 60 catches in a season. Four of the seven have been coached by Swinney. Stuckey was a seventh-round draft pick of the Jets in 2007. He will join Currie, Youngblood, and Hamilton as his protégés who have gone on to play in the NFL.

He received a commerce & business administration degree from Alabama in 1993 after lettering three times (1990-92). A walk-on who went on to earn a scholarship, Swinney played wide receiver and was a member of Alabama's 1992 national title team. He was also an Academic All-SEC member along with being an SEC Scholar Athlete Honor Roll member in both 1990 and 1992.

Along with his appearance in the 1993 Sugar Bowl, his Alabama teams played in the 1991 Fiesta Bowl, 1991 Blockbuster Bowl, and 1990 Sugar Bowl. Both Sugar Bowl appearances came after winning the SEC Championship game.



The Swinneys - Clay, Drew, Kathleen, Dabo, and Will

The Swinney File

Playing Experience

Lettered three years at Alabama (1990-92)...also a member of the 1988 and 1989 teams...member of the 1992 National Championship team...Academic All-SEC in 1990,92.

Bowl Participation as a Player

1990 Sugar Bowl...1991 Blockbuster Bowl...1991 Fiesta Bowl...1993 Sugar Bowl.

Education

B.S. degree in commerce & business administration from Alabama in 1993...master of business administration from Alabama in 1995.

Coaching Experience

Graduate assistant coach at Alabama (1993-95)...wide receivers/tight ends coach at Alabama (1996)...tight ends coach at Alabama (1997)...wide receivers coach at Alabama (1998-00)...wide receivers coach at Clemson (2003-06).

Bowl Seasons as an Assistant Coach

1994 Gator Bowl...1995 Citrus Bowl...1997 Outback Bowl...1998 Music City Bowl...2000 Orange Bowl...2004 Peach Bowl...2005 Champs Sports Bowl...2006 Music City Bowl.

Personal Data

Born November 20, 1969 in Birmingham, AL...married to the former Kathleen Bassett...the couple has three sons (Will 8, Drew 7, Clay 4).

After his playing career, Swinney served as a graduate assistant from 1993-95 at Alabama, where he coached in the 1994 Gator Bowl and 1995 Citrus Bowl. In December of 1995, he received a master's degree in business administration from Alabama.

He became a full-time assistant at Alabama in February of 1996 and coached a total of five seasons there on a full-time basis. He was assigned to coach the Crimson Tide's wideouts and tight ends in 1996, a season that saw Alabama win the SEC Western Division title and make an Outback Bowl appearance. The following year, he solely coached the tight ends under Head Coach Mike DuBose.

In January of 1998, he coached Alabama's wide receivers, a position he held for three seasons. At the end of the 1999 campaign, Swinney coached the Crimson Tide in the 2000 Orange Bowl after winning the SEC Championship game. Wide receiver Freddie Milons was the game MVP.

Since 1997, he has had 15 former players either drafted or sign free-agent contracts. The list includes Currie, Hamilton, Youngblood, and Milons, Alabama's all-time leader in receptions who also earned All-America accolades.

In all, Swinney was a part of six seasons of at least 10 wins, five top-10 finishes, one national title (1992), three SEC championships (1989,92,99), and five SEC Western Division titles (1992,93,94,96,99) with the Crimson Tide as a player and coach.

He has coached the all-time reception leader at both Alabama and Clemson. He has also coached a First-Team All-ACC wideout each of the last three years, the second time that has happened in history.

From April of 2001 through February of 2003, Swinney was in private business in Alabama. He married the former Kathleen Bassett in 1994. They have three sons, Will (8), Drew (7), and Clay (4).



- Inside Linebackers
- 5th Season at Clemson
- East Carolina '97



David Blackwell is in his fifth season coaching linebackers at Clemson. He has been a part of the Tigers' defensive

resurgence over the last four years, play that has seen Clemson win nine games over top-25 teams, tied for the most in a four-year period in Clemson history. The Tigers have won at least eight games in three of the four years and have been bowl eligible each year he has been with the program as well.

In 2006, Clemson's defense was in the top 25 in all four major categories, the first time Clemson has done that since the 1990 season. Thanks in part to the aggressive play of Blackwell's linebackers, Clemson was 13th in the nation in total defense, 16th in scoring defense, 17th in pass efficiency defense, 18th in rushing defense, and 24th in pass defense. It was quite an accomplishment for the defense considering it lost preseason All-American Anthony Waters in the first game of the year due to a torn ACL. Blackwell was able to work with his young linebackers to take up most of the slack over the course of the year and help the Tigers to an eight-win season for the second straight year.

The play of his linebackers had a lot to do with Clemson's strong finish in 2005 and high national

finish in defensive categories. Clemson was in the top 25 in seven categories, including scoring defense (#11), tackles for loss (#13), turnover margin (#16), pass efficiency defense (#18), total defense (#20), rushing defense (#25), and sacks (#25).

The 17.6 points allowed per game was the best mark in 11 years, and the #11 national finish in that category was the best in 10 seasons. Clemson allowed just 11 points per game in the last seven games of 2005. Six of those seven resulted in wins, leading the Tigers to a #21 final ranking.

Leroy Hill's development under Blackwell was consistent over his last two years (2003,04), leading to his selection in the third round of the 2005 NFL draft by the Seattle Seahawks. Hill started in the Super Bowl for Seattle as a rookie when he had 7.5 sacks, third-most in franchise history for a rookie and third among NFL rookies in 2005. Hill was named ACC Defensive Player-of-the-Year, Third-Team AP All-American, and was a two-time First-Team All-ACC selection under Blackwell's tutelage.

Blackwell's linebackers were a big reason Clemson finished with a top-25 final ranking and nine wins in 2003. The defense allowed #3 Florida State and #6 Tennessee just 49 combined rushing yards in Tiger victories at the end of the season.

Blackwell directed Clemson's recruiting efforts in his first three years. Both his 2005 and 2006 recruiting classes were ranked in the top 20 by nearly every service. The 2006 recruiting class had the most **Parade** and **USA Today** All-Americans for the Tiger program in 16 years.

He has significant experience at the Division I level as both a defensive coach and recruiter. He was the linebackers coach at Pittsburgh from 2000-02. He was a big reason the Panthers went to three straight bowl games during that period. Combined with his career at Clemson, he has been with a bowl-eligible program for each of the last seven years.

The Panthers finished with a 9-4 record and #18 ranking in the coaches poll at the end of the 2002 season. Their season included a 38-13 win over Oregon State in the **Insight.com** Bowl. Thus, Blackwell was an assistant on top-25 teams in consecutive years (2002,03) with two different programs.

In 2002, the Panthers' point-prevention unit was 14th in the nation in scoring defense, 12th in total defense, 15th in pass efficiency defense, and 24th in rushing defense. They were one of the few programs to finish in the top 25 in all four major categories.

The Blackwell File

Playing Experience

Played at East Carolina in 1990 as an offensive lineman.

Education

B.S. degree in exercise science from East Carolina in 1997.

Coaching Experience

Undergraduate assistant coach at East Carolina (1992)...rush end linebackers coach at East Carolina (1993-95)...recruiting coordinator/defensive line at Illinois State (1996,97)...recruiting coordinator/linebackers at Illinois State (1998,99)...linebackers coach at Pittsburgh (2000-02)...recruiting coordinator/linebackers at Clemson (2003-06).

Bowl Seasons as an Assistant Coach

1994 Liberty Bowl...1995 Liberty Bowl...2000 **Insight.com** Bowl...2001 Tangerine Bowl...2002 **Insight.com** Bowl...2004 Peach Bowl...2005 Champs Sports Bowl...2006 Music City Bowl.

Personal Data

Born May 4, 1971 in Greenville, SC...married to the former Melissa Androutsos...the couple has a son (D.J. 1).

Prior to his stop at Pittsburgh, Blackwell was an assistant at Illinois State from 1996-99. He had a big part in one of the top turnarounds in Division I-AA during that period. In 1999, Illinois State compiled a school-best 11-3 record and advanced to the semifinals of the Division I-AA playoffs before losing to eventual National Champion Georgia Southern.

He joined the Redbirds' staff as a defensive line coach and recruiting coordinator. He served as recruiting coordinator for four seasons. One of his primary recruiting areas was the state of Florida.

In his first season at Illinois State, Blackwell's defensive line accounted for 38 of the team's 47 sacks, the second-highest total in school history. He coached three All-Americans and 11 all-conference performers at Illinois State. In 1999, All-American Galen Scott, one of Blackwell's linebackers, totaled 173 tackles, including 27 tackles in a single game, both school records.

Blackwell began his coaching career at his alma mater (East Carolina) as rush linebackers coach between the 1993 and 1995 seasons. The Pirates earned trips to the Liberty Bowl in two of those seasons.

On the gridiron, Blackwell played at East Carolina in 1990 as a freshman offensive lineman. His top game came against national power Florida State when he graded 85 percent. In 1991, a year in which East Carolina posted an 11-1 record and a #9 ranking in the final AP poll, Blackwell's playing career was cut short by a neck injury. He remained close to the program and served as a student assistant on the 1992 coaching staff.

Blackwell, a native of Greenville, SC and alum of Berea High School, went on to graduate with a bachelor's degree in exercise science from East Carolina in 1997.


He is married to the former Melissa Androutsos, who served as the sports information director for men's basketball at Pittsburgh. The couple has a son, D.J. (1).



The Blackwells - David, D.J., and Melissa



Assistant Coach Billy Napier



- Recruiting Coordinator
- Tight Ends
- 2nd Season at Clemson
- Furman '03



Billy Napier is one of the youngest assistants in the nation, but he has already earned a significant degree of responsibility

within the Clemson football program. The 28-year-old Napier was named Clemson Recruiting Coordinator in 2007, and he has already overseen a top-20 class that should have a positive impact on the program for years to come.

Clemson signed a strong, balanced-by-position, 23-man class in Napier's first year as recruiting coordinator in 2007. The class included **Parade** All-America quarterback Willy Korn and **USA Today** All-America cornerback Marcus Gilchrist. Three members of the class were natives of North Carolina, and all three were recruited by Napier. At the conclusion of the recruiting season, Napier was named one of the top-25 recruiters in the nation by Rivals.com.

While he had a positive influence on Clemson from a recruiting standpoint in his first season, he also had a large impact in terms of on-the-field coaching. As tight ends and fullbacks coach, his players were a big reason Clemson led the ACC in scoring offense, total offense, and rushing offense, just the second ACC team to lead the league in all

three categories in the same season in the last 25 years.

The blocking of his tight ends and fullbacks was a big reason Clemson was fifth in the nation in rushing, the program's highest national finish in that area in 11 years. They were also key reasons the Tigers scored a record 55 touchdowns, including 31 rushing, in 2006.

Napier's pupils were led by senior tight end Thomas Hunter, who had 305 receiving yards, the most by a Clemson tight end since All-American Bennie Cunningham in 1975. Hunter was also a leader off the field and was a recipient of the Weaver-James-Corrigan scholarship from the ACC, the only male student-athlete at Clemson to receive the honor. Hunter along with fullback Alex Pearson were both named to the All-ACC Academic team as well.

Napier came to Clemson on February 6, 2006. He had just been named offensive coordinator and quarterbacks coach at S.C. State. During the 2005 season, he helped the Bulldogs to a 9-2 record, including a 7-1 mark in the MEAC under Head Coach Buddy Pough.

With Napier guiding the Bulldog quarterbacks, S.C. State averaged 34.4 points per game, 17th-best among the 116 Division I-AA teams. S.C. State scored at least 23 points in every game but one, and averaged 39 points per game over the last four games of the year, all Bulldog victories.

S.C. State was 12th in the nation in rushing and 15th in passing efficiency. It averaged 236 yards per game on the ground and 160 per game through the air. The efficient offense contributed to a fourth-place national finish in turnover margin. The offense committed just 11 turnovers during the 2005 season after losing 33 in 2004.

Napier served as an offensive video graduate assistant at Clemson in 2003 and an on-field graduate assistant coach who worked with the defense during the 2004 season. The Tigers were bowl eligible both seasons, including 2003 when Clemson defeated two top-10 teams in Florida State and Tennessee. The victory over #6 Tennessee took place in the Peach Bowl, and it elevated Clemson into the final **AP** and **USA Today** national top 25.

Napier also gained experience as an off-campus recruiter for the Clemson program in December of 2004 and January of 2005. He helped the Tigers bring in a top-25 ranked recruiting class in February of 2005.



Billy Napier

The Napier File

Playing Experience

Four-year letterman and two-year starter at quarterback at Furman (1999-02)...two-time All-Southern Conference selection at quarterback.

Education

B.A. degree in health & exercise science from Furman in 2003.

Coaching Experience

Graduate assistant coach at Clemson (2004)...quarterbacks coach at S.C. State (2005)...tight ends coach at Clemson (2006).

Bowl Seasons as an Assistant Coach

2004 Peach Bowl...2006 Music City Bowl.

Personal Data

Born July 21, 1979 in Cookeville, TN...single.

At 28, Napier is one of the youngest full-time assistant football coaches in the nation at the Division I level.

Napier was an outstanding quarterback at Furman in nearby Greenville, SC. He lettered four years for the Paladins (1999-02) and was a two-time All-Southern Conference signal-caller. A Furman team captain in 2002, he broke the school single-season passing record with 2,475 yards along with the completion percentage record (68.5). He was also a finalist for the 2002 Walter Payton Award, which is given annually to the top offensive player in Division I-AA.

Napier still holds the Furman career record for completion percentage (64.8) and is third in passing yards (4,247). He graduated from Furman with a bachelor of arts degree in health & exercise science in February of 2003. He is a native of Chatsworth, GA and a 1998 graduate of Murray County High School.



Billy Napier is in his second season as an assistant coach with the Clemson program and first full year as recruiting coordinator. In February, he was named one of the top-25 recruiters in the country by Rivals.com.

Assistant Coach André Powell



- Running Backs
- 1st Season at Clemson
- Indiana '89



André Powell is in his first season coaching Tiger running backs, but he has plenty of experience in the ACC. Powell

just finished a six-year stint at North Carolina, and prior to that, he spent five years coaching running backs and wide receivers at Virginia. He has coached in six bowl games as a full-time assistant coach. The Indiana graduate has also worked at Army, Virginia Military, and Rhode Island.

Powell has worked with some outstanding running backs in his career, players who have gone on to noteworthy careers at the NFL level. That list includes former New York Giant great Tiki Barber, Arizona Cardinal running back Thomas Jones, and Pittsburgh Steeler Super Bowl MVP Willie Parker. He inherits a Clemson backfield that includes returning First-Team All-ACC running back James Davis along with returning Second-Team All-ACC and freshman All-American C.J. Spiller.

Powell also has significant experience in the special teams area, and he will be significantly involved in that area of the game on the staff. North Carolina was seventh in the nation in kickoff returns in 2005 and second in the ACC in kickoff return coverage in 2006. Each of the last two years, the

Tar Heels returned a pair of kickoffs for touchdowns, the only ACC team to do that.

Powell coached North Carolina running back Ronnie McGill throughout his career, and he finished 10th in Tar Heel history with over 2,300 rushing yards. North Carolina had one of the top rushing attacks in the ACC in 2004, averaging 176.3 yards per game and 4.9 per carry, the second-best mark in the league. Three different Tar Heels each had at least one 100-yard rushing game, and all three averaged over 5.0 yards per carry for the season.

In 2003, North Carolina used a two-tailback offense most of the season, and McGill led the team with 654 rushing yards, including 244 against Wake Forest. The Tar Heel rushing attack helped lift the team to a 16-10 win in the 2001 Peach Bowl, as Parker rushed for 131 yards and a touchdown. Parker signed as a free agent with Pittsburgh and was named the MVP of the Super Bowl in 2005.

Powell came to North Carolina after spending five years at Virginia, where he coached wideouts and running backs. He coached several former Cavaliers who currently play in the NFL, including Jones, and wideouts Germaine Crowell, Charles Kirby, Pat Washington, and Terrence Wilkins.

Powell coached running backs during his first season at Virginia in 1996, then tutored the wideouts for three years before returning to teach the running backs in 2000. He came to Virginia from Army, where he was the running backs coach in 1995. He also spent the 1991 season at Army as the inside linebackers coach. In between stints with the U.S. Military Academy, Powell was the running backs coach at Virginia Military in 1992 and Rhode Island in 1993,94.

Powell earned his bachelor's degree in health, physical education, & recreation in 1989 from Indiana, where he was a two-year letterwinner at running back. He was a member of Hoosier teams that participated in the 1986 All-American Bowl and 1987 Peach Bowl, and was the team's Most Improved Player as a senior. He was the lead blocker for 1,000-yard rusher Anthony Thompson in 1987. Thompson went on to be a 6,000-yard rusher in his Indiana career, and he is still in the top 20 in NCAA history in rushing yards.

He began his coaching career as a student assistant coach at Indiana during the 1988 season, a year that ended with a victory over South Carolina in the 1988 Liberty Bowl. After two years at Indiana, he was a graduate assistant coach at South Carolina in 1990.

The Powell File

Playing Experience

Letterman at Indiana in 1986 and 1987...named Most Improved Player in 1987 as a senior...attended Lees-McRae College prior to attending Indiana.

Bowl Participation as a Player

1986 All-American Bowl...1988 Peach Bowl.

Education

B.S. degree in health, physical education, & recreation from Indiana in 1989.

Coaching Experience

Student assistant coach at Indiana (1988)...graduate assistant coach at Indiana (1989)...graduate assistant coach at South Carolina (1990)...inside linebackers coach at Army (1991)...running backs coach at Virginia Military (1992)...running backs coach at Rhode Island (1993,94)...running backs coach at Army (1995)...running backs coach at Virginia (1996,00)...wide receivers coach at Virginia (1997-99)...running backs coach at North Carolina (2001-06).

Bowl Seasons as an Assistant Coach

1988 Liberty Bowl...1996 Carquest Bowl...1998 Peach Bowl...1999 MicronPC.com Bowl...2000 Oahu Bowl...2001 Peach Bowl...2004 Continental Tire Bowl.

Personal Data

Born September 29, 1966 in Lockhart, SC...married to Joann...the couple has one son (André II 11) and two daughters (Alayna 8, Mikala 5).


A native of Lockhart, SC, Powell attended Lees-McRae College in Banner Elk, NC for two years (1984,85) before transferring to Indiana.

An avid fisherman, Powell has won several tournaments and has been featured in **North Carolina Sportsman** magazine.

Powell and his wife Joann have a son, André II (11), and two daughters, Alayna (8) and Mikala (5).



The Powells - André II, André, Joann, Mikala, and Alayna



André Powell is in his first year as an assistant coach at Clemson after spending the last six seasons at North Carolina.



Assistant Coach Chris Rumph



- Defensive Line
- 2nd Season at Clemson
- South Carolina '94



Chris Rumph is in his second season as the Tiger defensive line coach. His young linemen had a lot to do

with Clemson's top-25 finish in all four major defensive categories in 2006, the first time in 16 years that Clemson finished in the top 25 nationally in scoring defense, rushing defense, total defense, and pass efficiency defense in the same year.

Rumph did an outstanding job of molding sophomores Dorell Scott, Rashaad Jackson, and Jock McKissic into players who helped Clemson finish the season 18th in the nation in rushing defense, 13th in total defense, 16th in scoring defense, and 17th in pass efficiency defense in 2006. Clemson was also 20th in the country in sacks and 16th in tackles for loss per game.

Rumph came to Clemson after working three seasons as outside linebackers coach at Memphis under former Clemson Head Coach Tommy West. He started his Clemson career on March 4, 2006.

Memphis made three bowl appearances in Rumph's three seasons under West, including bowl wins during the 2003 and 2005 seasons. Memphis won 24 games during his three years on the staff as well.

The Memphis defense was 23rd in the nation in turnover margin in 2005 when the Tigers posted a 7-5 record. The defensive unit allowed just 125.6 yards per game on the ground, best in Conference USA and 27th in the nation. Two of Rumph's players (Tim Goodwell, Carlton Baker) were the top-two tacklers on the defense. Goodwell led the team in tackles with 102, while Baker had 88, including a team-best five sacks.

Rumph joined the Memphis staff in June of 2003, and he worked with Defensive Coordinator Joe Lee Dunn in developing a solid defensive unit each of the his three years with the program. The 2003 Memphis team won nine games, including a bowl game, and finished ninth in the nation in total defense. One of Rumph's players, Coot Terry, was an All-Conference USA player as well.

In the 2004 season, Goodwell led the team in tackles with 106 stops. Goodwell, Carlton Baker, and Quinton McCrary were three of the top four tacklers and accounted for 284 of the team's total tackles. Rumph's linebackers also logged 10 of the team's 23 sacks in 2004.

The 2004 Memphis team started 5-1 and was ranked in the top 25 of the **AP** poll, its first top-25 ranking in school history. The squad also defeated SEC-rival Mississippi for the second straight year.


He joined the Memphis staff after coaching at S.C. State in 2002. While coaching the Bulldogs,

he worked with the cornerbacks and safeties. He had previously served as head football coach at Calhoun County High School in Saint Matthews, SC from 1997-01. In addition to his duties as head coach, Rumph also served as offensive coordinator and quarterbacks/running backs coach at Calhoun County High.

A native of Saint Matthews, SC, Rumph worked as a graduate assistant coach at South Carolina during the spring of 1997 prior to being named head coach at Calhoun County High.

He was a four-year football letterman at South Carolina from 1991-94. He first appeared as a red-shirt freshman at outside linebacker, and he was credited with 16 tackles along with a sack in 1991. In 1992, he played in nine games at outside linebacker as a sophomore and totaled 32 tackles. His first career start that season came in a win at Clemson.

As a junior in 1993, Rumph recorded 41 tackles as a part-time starter on defense. He started the Georgia and Clemson contests, and he turned in stellar efforts



The Rumphs - Christopher, Elijah, Chris, and Kila

The Rumph File

Playing Experience

Lettered four times as a linebacker at South Carolina (1991-94).

Bowl Participation as a Player

1995 Carquest Bowl.

Education

B.S. degree in retail management from South Carolina in 1994.

Coaching Experience

Head coach at Calhoun County High in Saint Matthews, SC (1997-01)...defensive backs coach at S.C. State (2002)...outside linebackers coach at Memphis (2003-05)...defensive line coach at Clemson (2006).

Bowl Seasons as an Assistant Coach

2003 New Orleans Bowl...2004 GMAC Bowl...2005 Motor City Bowl...2006 Music City Bowl.


Personal Data

Born December 21, 1971 in Orangeburg, SC...married to Kila...the couple has two sons (Christopher 8, Elijah 1).

against East Carolina and Mississippi State. Rumph caused two fumbles and recovered another fumble in the East Carolina game, and he was credited with six tackles, one sack, and a pass breakup against Mississippi State.


In his final season as a starting defensive tackle, Rumph was the Gamecocks' ninth-leading tackler with a career-high 52 stops in the 11 regular-season games. He helped South Carolina to a Carquest Bowl bid in Brad Scott's first year as South Carolina's head coach. The Gamecocks recorded their first-ever bowl victory in the 1995 Carquest Bowl against West Virginia. Scott is now Clemson's associate head coach and offensive line coach.

Rumph, 35, received his bachelor of science degree in retail management from South Carolina in December of 1994. He is the uncle of current Tiger defensive end Phillip Merling and is Merling's position coach. He and his wife Kila have two sons, Christopher (8) and Elijah (1).



Second-year Assistant Coach Chris Rumph will instruct one of the most talented defensive lines in the conference in 2007.

Assistant Coach Ron West



- Outside Linebackers
- 9th Season at Clemson
- Clemson '79



Ron West is in his ninth season as an assistant on Tommy Bowden's coaching staff. He has shown his total knowledge

of the game, serving as a position coach on both sides of the ball on teams that have finished in the top 25 in the nation. He is just the second assistant coach in Tiger history to serve as an a defensive assistant and offensive assistant on top-25 teams.

West is one of the most experienced and well-rounded coaches on the staff. The 2007 season is his 28th as a Division I assistant coach. He has had 11 years of experience on the defensive side, including seven as a coordinator, and 16 years of experience on the offensive side.

West was an offensive assistant in his first five years at Clemson and defensive assistant the last three years. He has helped bring Clemson to new heights, a resurgence similar to the one he helped generate as a player from 1977-78 at Clemson.

In his eight years at Clemson, the Tigers have won 60 games and played in seven bowl games. Clemson has had seven straight winning seasons, the second-longest streak of its kind in school history. He has been on the sidelines for all 120 of Bowden's games as a head coach (Clemson, Tulane).

In 2006, West coached one of Clemson's greatest players in history in Gaines Adams. He became just the second unanimous All-American in Tiger history, and he was named ACC Defensive Player-of-the-Year. Under West's direction, Adams tied Michael Dean Perry's career record for sacks with 28, including 12.5 in 2006, the third-best figure in the nation and second-best in Clemson history. Adams was the #4 overall pick of the draft in 2007.

His 2005 outside linebackers helped Clemson finish in the top 25 in six defensive categories. That included a #11 mark in scoring. In 2004, he moved to the defensive line, where he helped Clemson lead the ACC in sacks. His unit was a reason Clemson allowed just 12.2 points during the last six games.

In 1999, West inherited the nation's smallest offensive line and Clemson's youngest starting five interior linemen since 1943. All the offense did was average 403 yards per game, then the third-highest figure in school history, and score 42 touchdowns, fifth-highest in Tiger history. His group helped pave the way for an offense that set 26 school records.

The records continued to fall in 2000, as 47 more offensive marks were set, including total offense. Balance was the watchword in 2000, and the play of the offensive line was a key. Clemson was just one of six schools to average at least 200 passing yards and 200 rushing yards.

The 2003 season saw Clemson average 420 yards per game, the fourth-highest total in Tiger history. The team's 5.7-yards-per-play figure was second-best. The play of the offensive line had much to do with the Tigers setting the school mark for passing yards, completions, and touchdown passes.

West was a member of two Gator Bowl teams as a reserve offensive lineman in 1977 and 1978. As a Tiger, he saw action in over 200 plays as a reserve on the right side of the offensive line in 1978. He transferred to Clemson from Marion Institute, where he was a junior college All-American.

Clemson finished 1978 with an 11-1 record and was ranked #6 in the final AP Poll. A versatile player, West started two games that year, one at right guard against Virginia Tech and one at right tackle against Virginia. He spent most of his time as Joe Bostic's backup. Clemson was 19-4-1 in his two years.

When West first left Clemson, he became a graduate assistant coach at Livingston. He met Bowden shortly thereafter during a four-month stint at East Carolina

The West File

Playing Experience

A member of two Gator Bowl teams as a reserve offensive lineman for Clemson in 1977 and 1978.

Bowl Participation as a Player

1977 Gator Bowl...1978 Gator Bowl.

Education

B.A. degree in industrial education from Clemson in 1979.

Coaching Experience


Graduate assistant coach at Livingston (1979)...tight ends at East Carolina (Spring 1980)...offensive line coach at North Texas (1980)...offensive line/special teams coach at Texas Tech (1981-84)...assistant linebackers coach at Texas Tech (1985)...defensive coordinator/inside linebackers at Louisiana-Lafayette (1986-91)...assistant head coach/defensive coordinator/inside linebackers at Louisiana-Lafayette (1992)...offensive line coach at Baylor (1993-96)...running game coordinator at Baylor (1996)...offensive line coach at Tulane (1997,98)...offensive line coach at Clemson (1999-03)...defensive line coach at Clemson (2004)...outside linebackers coach at Clemson (2005,06).

Bowl Seasons as an Assistant Coach

1994 Alamo Bowl...1998 Liberty Bowl...1999 Peach Bowl...2001 Gator Bowl...2001 Humanitarian Bowl...2002 Tangerine Bowl...2004 Peach Bowl...2005 Champs Sports Bowl...2006 Music City Bowl.

Personal Data

Born February 12, 1957...married to the former Becky Horne...they have a son (Brad 24) and a daughter (Lori 21).



The Wests - Lori, Ron, Beck, and Brad

in the spring of 1980. West went on to coach the offensive line at North Texas in 1980.

In 1981, he joined Texas Tech as an offensive line and special teams coach. He served in that capacity for four years before switching to defense in 1985 as the assistant linebackers coach.

His next stop was Louisiana-Lafayette, where he spent seven years as defensive coordinator and inside linebackers coach. His defenses were among the nation's top 20 in total defense three times.

After leaving Louisiana-Lafayette, he joined Baylor's staff as offensive line coach. The 1994 team was co-winner of the Southwest Conference title. That season, the offensive line helped set the school record for points and touchdowns. In his final year, he served as running-game coordinator.

West joined the Tulane staff in 1997. His influence on the offensive line was felt immediately. The offensive line helped it produce almost 4,700 yards of total offense and a school-record 375 points. The offensive line gave up just 11 sacks as well.

In 1998, on the way to a 12-0 record, the offensive line helped Tulane become the only school in the nation to average over 300 passing yards and 200 rushing yards during the regular season. The team was among the nation's top 25 in both categories throughout the season.

West is married to the former Becky Horne. The couple has two children, Brad (24) and Lori (21). Brad was a starting linebacker on Appalachian State's 2005 Division I-AA National Championship team. He is now an assistant coach at Appalachian State. Lori is a sophomore at Clemson.



Graduate Assistants



Andy Ford

Graduate Assistant Coach (Defense)

Responsibilities: Graduate assistant coach who will work with the defense.

Playing Experience: Four-year letterman at Clemson (1993-96)...started 15 games from 1994-96 as a cornerback and free safety...only career punt return went for 26 yards and a touch-down against Western Carolina in 1995, the first time the Tigers had scored on a blocked punt return since 1989...played in three bowl games.

Coaching Experience: Defensive backs coach at Sumter (SC) High...assistant coach at Beaufort (SC) High...defensive coordinator at East Chapel Hill (NC) High...defensive backs coach at Cary (NC) High...graduate assistant coach (defense) at Clemson in 2005,06.

Education: Earned a degree in business management from Clemson in 1998.

Personal: Born February 3, 1975 in Seoul, Korea...twin brother Peter also lettered for the Tigers (1993-96) at cornerback...married to the former Marjon Grant...son Jamauri (8).



Mike Dooley

Graduate Assistant Coach (Offense)

Responsibilities: Graduate assistant who will work with the Clemson offense.

Playing Experience: Defensive end at Furman who lettered from 1993-95...missed his senior year due to injury...had a sack against Clemson in 1994...Furman reached the Division I-AA playoffs his final season...Academic Honor Roll member...graduate of Stephens County High in Toccoa, GA where he played for four seasons.

Coaching Experience: Assistant coach at Greenville (SC) High from 1998-04; defensive coordinator from 2000-04 and assistant head coach in 2004...during his last three years on the staff, Greenville High posted a 33-4 record, including a 12-1 ledger in 2003...video graduate assistant (defense) at Clemson in 2005,06.

Education: Earned a degree in health & exercise science from Furman in 1998.

Personal: Born May 1, 1975 in Toccoa, GA...single.

Video Graduate Assistants



Daric Riley

Video Graduate Assistant (Defense)

Responsibilities: Graduate assistant who will work with the Clemson defense on practice and game video.

Playing Experience: Defensive back and special teams player at Charleston Southern who lettered from 1995-98.

Coaching Experience: Graduate assistant defensive backs coach at Charleston Southern in 1999...defensive backs coach

at Fairfield in 2000...quarterbacks coach, defensive backs coach, special teams coach, strength & conditioning coordinator, and junior college recruiting coordinator at Pikeville in 2001,02...defensive backs coach and special teams coach at Newberry in 2003...defensive backs coach and special teams coach at Truman State from 2004-06.

Education: Earned a degree in science & physical education as well as science & psychology from Charleston Southern in 1998.

Personal: Born June 29, 1977 in Sycamore, IL...single.



Ryan Sulkowski

Video Graduate Assistant (Offense)

Responsibilities: Graduate assistant who will work with the Clemson offense on practice and game video.

Playing Experience: Offensive lineman at Valdosta State who lettered from 1996-98.

Coaching Experience: Graduate assistant coach at Valdosta State from 1998-01...tight ends and running backs coach at Lenoir-

Rhyne in 2001,02...running game coordinator and offensive line coach at Austin Peay in 2002,03...recruiting coordinator and offensive line coach at Chowan in 2003,04...assistant head coach, offensive coordinator, quarterbacks coach, running backs coach, and wide receivers coach at Hargrave Military Academy from 2004-06.

Education: Earned a degree in education from Valdosta State in 2001.

Personal: Born January 23, 1978 in New Brunswick, NJ...married to the former Heather Daniels.

Football Administration



Donald Hymel

Assistant AD • Football Operations

Donald Hymel is in his ninth season as the Assistant Athletic Director for Football Operations. His main responsibility is working with the day-to-day operations of the football program. Some main emphasis areas include working with professional scouts, overseeing the walk-on program, handling coaches clinics and summer camps, team travel, insuring the proper exchange of videos

between teams, and handling official and unofficial campus visits by recruits.

Hymel came to Clemson after a three-year stint as the assistant equipment manager at Tulane. In 1998, he served as an administrative assistant with the Green Wave program in addition to his duties of assistant equipment manager.

While at Tulane, Hymel (pronounced HEE-mehl) also assisted the football program in conducting such activities as the annual coaches' clinic, alumni golf tournament, summer

camp, and kickoff cruise.

Hymel, 44, was the head football equipment manager at Nicholls State before accepting his position at Tulane. He is familiar with the ACC, as he worked as a student assistant in North Carolina's recruiting office.

Hymel is a 1988 graduate of Louisiana State, where he was a student equipment manager. He also has done postgraduate studies at the U.S. Sports Academy in Mobile, AL.



Andy Johnston

Assistant AD • Football Management

Andy Johnston is in his 11th year as the assistant athletic director for football management. His responsibilities with the team include managing the program's day-to-day operations. Although this is his 11th year with the football program, he has been involved with the Clemson athletic department for 26 years. From 1983-97, he was the winningest women's tennis coach in Clemson history.

In those 15 years, Johnston guided his squads to five consecutive ACC titles (1983-87), 12 top-25 finishes, and six NCAA Tournaments. He was named ACC Coach-of-the-Year for the fourth time and Southeast Region Coach-of-the-Year for the second time in 1993. Seven players he coached at Clemson were named to the ACC 50-Year Anniversary team in 2002.

Johnston had a 254-160 record at Clemson and a career mark of 263-167. He was the coach at Furman in 1982 before coming to Clemson. His best season at Clemson was his rookie year when the team had a 30-5 record and finished #7 in the rankings. That team won all nine flights of the ACC Tourney, the only tennis team in Tiger history to do that. He coached tennis pro and Lady Tiger Gigi Fernandez, who was inducted into the Clemson Hall in 2005.

Johnston played for Clemson on the hardcourt and earned his degree in administrative management in 1979. He then served as the assistant men's tennis coach for the 1980 season before moving on to Furman.

Johnston, 50, is a native of Summerville, SC. He is married to the former Sophie Woorons and has two daughters, Caylynn (20) and Kiera (17).

Office Administration



Jennifer Benton
Administrative Assistant,
Defense



Beth Douglas
Administrative Assistant,
Coach Bowden



Jill Williams-Wilks
Administrative Assistant,
Recruiting



Ren Windham
Administrative Assistant,
Offense



This brief NCAA rules education is aimed at outlining basic recruiting rules to help potential Tiger students-athletes and parents better understand the extensive process. Clemson University is committed to recruiting and conducting our athletic program with the highest level of integrity. If you have questions about NCAA rules, please contact Clemson's compliance services at (864) 656-1580 or through our website at ClemsonTigers.com and click on compliance.

Important NCAA Terms

Academic Credentials - A prospect should check with his high school guidance office to see if he is taking classes that will meet NCAA eligibility standards. A prospect should do this early - prior to his sophomore year - and keep track of core courses. A prospect will need to take either the ACT or SAT for NCAA certification.

Contact - NCAA rules define a contact as a face-to-face interaction with a prospect and/or his parents off Clemson's campus by a coach. The NCAA sets a contact period for football prospects from late November through the end of January. That is the only time coaches can meet with a prospect away from the Clemson campus.

Core Courses - Courses at a prospect's high school that are considered college preparatory. For the class entering Clemson in 2008, 16 core courses are required, including four in English, three in math, two in science, one additional from English, math, or science, two social sciences, and four additional courses. A high school prospect's guidance counselor will have a list of the school's core courses, or you can visit the NCAA Clearinghouse's website at NCAAClearinghouse.net for more information.

Dead Period - Recruiting period when coaches may not have face-to-face contact with prospects on or off campus. Coaches may continue to telephone and write a prospect.

Evaluation - In April and May of a prospect's junior year, coaches will come to a prospect's high school, and review his athletic and academic credentials with his coach. In the fall, they may watch a prospect compete one time, but they will not have any contact.

Home Visit - During the contact period, a senior prospect may invite college coaches to his home to meet his parents, and to talk in detail about the football program and academic offerings at any college the prospect is considering.

Receiving Mail - Prior to September 1 of a prospect's junior year, NCAA rules allow Clemson to mail a questionnaire,

NCAA educational information, and a summer-camp brochure to a prospect. After September 1 of the prospect's junior year, coaches can provide a prospect with personalized letters, a media guide, and copies of newspaper articles. A prospect can receive a football game program when he visits the Clemson University campus.

Recruiting - A term used to describe the process of acquainting a prospect with a college and the coaches of that college, who are striving to learn more about a prospect. Only coaches can recruit - no one else is permitted to persuade a prospect to play sports at a particular college.

Prospect - Any student who has entered the ninth grade. Once a person becomes a prospect, NCAA rules define how college coaches can interact with that prospect.

Standardized Test - A prospect must take the SAT or ACT before enrolling in college full-time. A prospect may take the SAT or ACT more than once and use the best subscore from different tests to achieve the highest score. Both Clemson and the NCAA Clearinghouse require scores to be reported directly from the testing agency. When registering for the test, list the Clearinghouse Code (9999) and Clemson (5111 (SAT), 3842 (ACT)). Clemson University admissions requires students to present either an SAT or ACT writing score. The writing score will not be used to determine a prospect's qualifier status.

Telephone - Clemson football coaches can call a prospect once in May of the prospect's junior year. After September 1 of a prospect's senior year, a coach can call a prospect once a week. A prospect can expect unlimited calls during the contact period, before his official visit and once the prospect has signed a National Letter of Intent.

Frequently Asked Questions

- **Are a prospect's parents invited for an official visit?** Yes. NCAA rules allow a school to provide lodging and meals for parents or legal guardians who accompany their child. However, NCAA rules do not allow schools to provide transportation for parents unless they drive with their son.
- **Can a prospect visit Clemson anytime during his high school career?** Yes. A prospect can have his high school coach call Tiger coaches to set up an unofficial visit. He can attend a football game and talk with Tiger coaches, and it does not count as a contact when it is on Clemson's campus. There are times a prospect cannot visit - NCAA rules refer to them as "dead periods," and coaches will not schedule to meet with a prospect during that time period.

Contact Information

Compliance Services Directors: .. Stephanie Ellison
Administrative Assistant: Brad Woody
Compliance Services Phone: (864) 656-1580
Compliance Services Fax: (864) 656-1243
Compliance Address: P.O. Box 31;
 Clemson, SC 29633
Overnight Address: Jervey Athletic Center;
 100 Perimeter Road; Clemson, SC 29634
Compliance Website:
 .. www.ClemsonTigers.com/Compliance/clem-Compliance.html

- **Can IPTAY members help recruit me?** No. NCAA rules are clear; only Clemson coaches can telephone, contact, and evaluate a prospect. Only college coaches can offer unofficial/official visits.
- **Is the prospect's high school coach invited for an official visit?** NCAA rules are such that high school coaches may not be provided any expenses for official visits.
- **What is a National Letter of Intent (NLI)?** It is a contract; a prospect and his parents sign a promise that the prospect will attend a particular college. In return, that college promises a prospect financial aid. A prospect signs it during his senior year (in February for football). Once the prospect signs it, he cannot be recruited by any other institution, and it is a binding contract for the prospect's first year in college at the school that provides the national letter of intent.
- **What is an official visit?** A prospect can take a total of five official visits (one per institute), which are expense-paid. Before the visit, the prospect must present a high school transcript, proof of an SAT, ACT, PACT, or PSAT test, and be registered with the NCAA Clearinghouse. Official visit invitations are extended by Tiger coaches only. Official visits may not occur prior to the first day of class of the prospect's senior year in high school.
- **What is the NCAA Clearinghouse?** It is the agency that certifies a prospect's eligibility for both NCAA Division I and Division II. A prospect should register with the NCAA Clearinghouse at the conclusion of his junior year in high school. Applications are available in the prospect's guidance office or online at www.NCAAClearinghouse.net. Cost is \$50.

Football Support Staff



Danny Poole

Director of Sports Medicine

Danny Poole is in his seventh season as Clemson's Director of Sports Medicine, but he is a veteran of more than 24 years working in the Tiger athletic training facility. He supervises the athletic training needs of all student-athletes, but his primary area of emphasis is with the football program. He has 27 years of full-time experience in the athletic training field.

Poole, 50, served as head athletic trainer for the Carolina Chargers of the American Football Association in 1979. In 1980, he became an assistant trainer at Memphis. During his career as a full-time assistant there, he earned his master's degree in health education. He came to Clemson in 1984 as an assistant under legendary Clemson trainer Fred Hoover.

A 1979 Western Carolina graduate, Poole earned a bachelor's degree in health & physical education. He was student trainer for the Catamounts for four years. He was published in the *NATA Journal* in 1979, "The D.P. Method for Blisters" as a student at Western Carolina.

Poole was honored in 2001 by his peers with the Athletic Trainers Service Award. The award is presented by the National Athletic Trainers Association to role models who are future leaders of the training profession. The Charlotte, NC native is married to the former Beth Morgan, and the couple has two daughters, Jacqui Elaine (20) and Abby Blair (18).



Alphonso Smith

Director of Equipment

Alphonso Smith is in his 12th season at Clemson, and he is in his eighth year overseeing all equipment operations. Smith served as a basketball manager during his undergraduate and graduate years at Clemson from 1985-92. He was a member of the staff of Clemson's only ACC regular-season championship team in history (1990). Smith also served as a graduate assistant in 1992.


Smith worked as assistant equipment supervisor at Memphis for three seasons. His responsibilities were assisting with the football program, and he was in charge of men's and women's basketball, women's golf, and men's and women's track.

Smith is a 1991 graduate of Clemson, as he earned his degree in social science secondary education. He is a member of the Athletic Equipment Managers Association and serves as newsletter editor for District III. He was named Equipment Manager-of-the-Year for District III in 2006-07 as well.

Smith is married to the former Kim Teel of Omaha, NE. The couple has a son, Andru Christopher.



President James F. Barker



In addition to being a teacher and a leader, James F. Barker is an architect, an artist, and a builder of one of the nation's most-rapidly improving public universities - Clemson. Barker came to the office in 1999 with a clear vision


and a goal of making Clemson one of the nation's top 20 public universities - an institution that draws outstanding faculty and students, provides an unmatched academic experience, and helps drive the state's economic development.

A 1970 Clemson graduate, Barker has said, "South Carolina needs a top-tier research university, and our students deserve to have access to a top-tier education without leaving their home state. Building Clemson's academic, research, and service programs to the level where we can compete with anyone will benefit our state, students, and alumni."

Clemson, already South Carolina's top-ranked national public university, is making strides toward that goal. During Barker's presidency, the university has:

- been recognized as **Time Magazine's** "Public College-of-the-Year" and ranked #1 among the "Best Places to Work in Academia" by **The Scientist Magazine**;
- been ranked among the nation's top 30 public universities by **U.S. News & World Report** and **Kiplinger's Magazine**;
- developed and implemented an academic "Road Map" with eight emphasis areas aligned with South Carolina's economic needs;
- launched major new education and research-based economic initiatives, including the Clemson University International Center for Automotive Research (CU-ICAR) in Greenville, the Center for Advanced Materials in Anderson County, and the Clemson University Restoration Institute in North Charleston;
- redesigned the general education curriculum to focus on learning outcomes and give undergraduates more opportunities for study abroad, service-learning, and research;
- developed an innovative undergraduate research program called "Creative Inquiry," which pairs small teams of students with a senior faculty member on multi-year voyages of discovery;
- continually set new records for applications at both the undergraduate and graduate levels;
- more than doubled external research funding, and completed Clemson's largest capital campaign.

Working with state leaders and private industry partners, Barker has steered Clemson into a greater economic development role. The first technology neighborhood at the CU-ICAR campus near I-85 will be fully developed this year when construction of the Campbell Graduate Engineering Center is completed. Leading the academic programs are



distinguished professors brought to the state to hold endowed chairs established under the South Carolina Research Centers of Excellence Act. Three of the four chairs devoted to automotive engineering - funded by financial support from BMW, Michelin, and Timken - have been filled.

Clemson is also investing more than \$80 million to support an advanced materials industry cluster. The linchpin is the Advanced Materials Research Laboratory, located at the Advanced Materials Center off of I-85 in Anderson County (formerly known as Clemson Research Park). The facility includes one of the nation's top optical materials and electron microscopy laboratories.

Earlier this year, Barker announced plans to invest more than \$225 million in campus infrastructure, technology, and facilities in the core campus over the next five years, focusing on academic and students needs - including a campus computer network upgrade, renovations to bioengineering facilities, a new home for the Academic Success Center, and a life-sciences complex. Funding plans for additional facility

upgrades are being developed, which will add to this initial project list.

Barker also is becoming a leading voice in higher education in South Carolina and beyond. He currently chairs the Division I Committee of the NCAA Board of Directors, and previously chaired the Commission on Colleges of the Southern Association of Colleges & Schools, the regional accrediting agency.

For his leadership, Barker has received the Order of the Palmetto, South Carolina's highest civilian honor, and the 2006 Chief Executive Leadership Award from the Council for Advancement & Support of Education (CASE) Southeastern District III. He was an invited speaker at the first-ever Forum on Presidential Leadership in June of 2006, sponsored by **The Chronicle of Higher Education**, and attended by more than 250 college and university presidents and trustees.

As Clemson's President, Barker remains committed to the classroom. Each spring, he is part of a team that teaches an undergraduate course exploring "a sense of place" in architecture, literature, and history.


In presenting Barker with the Distinguished Alumnus Award in 2005, Washington University Chancellor Mark Wrighton said, "James F. Barker has taken the architectural skills and knowledge required to design a building and applied them to the future of a university. His architect's vision, collaborative instincts, and sense of place are rapidly pushing Clemson up through the ranks of the nation's top public universities. He has become a leader in national academic circles by creating a new model of education, building interdisciplinary partnerships among the professional schools, and the basic curriculum by tearing down artificial walls between disciplines."

A native of Kingsport, TN, Barker earned his B.A. degree from Clemson in 1970 and his master of architecture & urban design degree from Washington University in Saint Louis, MO in 1973. He and his wife Marcia have a son Jacob and daughter-in-law Rita Bolt, and another son Britt.



Jim and Marcia Barker along with Dr. Terry Don and Tricia Phillips

Athletic Director Dr. Terry Don Phillips



In just five years, Dr. Terry Don Phillips has firmly put his imprint on the Tiger Athletic Department. It is obvious visually through the vast improvements in the program's facilities, most notably the new WestZone at the Tigers' Memorial

Stadium. Through a practical and steady fiscal approach, the first phase of the \$57-million project was completed in the fall of 2006 with the installation of new locker rooms, a new scoreboard, and 1,000 private luxury suite and club level seats.

The Phase II funding, which includes a building and new strength training center for the football program, has been finalized, and construction is slated to continue after the 2007 football season.

His impact is also obvious in the consistent improvement of Clemson's sports program. For the 2006-07 academic year, Clemson ranked #36 in the final Sears Directors' Cup standings, the program's best finish in five years and a 16-place improvement over the last three years. The Tigers scored 477 points in the poll, their third-highest total since the Sears Directors' Cup began in 1993. Eight teams finished in the final top 25 of their respective rankings, also a five-year high.

The major revenue sports of football, basketball, and baseball have also reached a high level of national competition. All three were ranked in the top 15 in the nation at one time during the 2006-07 academic year. The football team has won eight games each of the last two years, the first time it has had back-to-back seasons of at least eight wins since the 1990-91 era.

The basketball team under Head Coach Oliver Purnell has been to postseason play three consecutive years, including the 2006-07 season when it won a school-record-tying 25 games. The baseball team continues to rank among the top programs in the nation, having reached the College World Series in 2006 and a super regional in 2007.

Led by the women's tennis program, which has been to the Sweet 16 of the NCAA Tournament three of the last four years with two Final Fours, the women's athletics program has also flourished. The women's soccer team reached the Final Eight of the NCAA Tournament in 2006, while the volleyball squad joined the women's tennis and women's soccer teams by winning at least 60 percent of its matches. The rowing program was ranked in the top 15 in the nation as well.

Phillips was recognized nationally for his performance at Clemson in June, 2006 when he was honored by the National Association of Collegiate Directors of Athletics as the 2005-06 GeneralSports Turf Systems Athletic Director-of-the-Year for the Southeast Region of Division I-A. He was one of just four Division I-A athletic directors honored at the annual convention in New Orleans, LA.

In 2005-06, Clemson had six-top 25 programs, including top-10 final rankings in men's soccer, golf,

and baseball. It marked the first time since 1979 that Clemson reached the Final Four in soccer and the College World Series in baseball in the same academic year. Clemson was the only school in the nation to win a postseason football game, postseason basketball game, and College World Series baseball game.

From an academic standpoint, nine of Clemson's 15 sports programs scored a perfect 100-percent graduation rate according to the Graduation Success Rate figures announced by the NCAA on December 19, 2005. Clemson was #7 in the nation among the 119 Division I-A institutions in percentage of programs with a 100-percent score. The football program had a 94-percent rate, fourth in the nation among Division I programs.

The outstanding academic performance continued in 2007. For the spring semester, the 15 sports programs had a combined GPA of 2.93, best on record. Eight of the 15 programs had a team GPA of 3.0 or better.

"There's nothing worse than trying to maintain status quo," said Phillips, who became Clemson's 10th athletic director on July 1, 2002.

That motto has been a basic tenet that has characterized his career as an administrator and his pursuit to develop Clemson into a model athletic program in the 21st century. His beliefs are in line with the University's overall goal of making Clemson one of the top-20 public universities in the nation. The school improved to a #30 ranking in **U.S. News & World Report** in 2006.

His resolve comes from a unique balance of experience in nearly every phase of college athletics, as well as a devotion to higher education that includes a doctorate and law degree. He remains a classroom presence by teaching a sports law section in the accountancy & legal studies department. In addition, he is past chair of the NCAA Division I Infractions Appeals Committee, which serves the appellate role for all university and individual appeals arising from the Committee on Infractions.

Those influences are obvious in his strategic plan for Tiger athletics, which provides for a model program that can compete at the highest levels with academic integrity, concern for the student-athlete, financial responsibility, and in full compliance.

Future plans call for a new comprehensive football building at Memorial Stadium. It will benefit the entire department, as it will create additional updated facilities in the McFadden Building for the Olympic sports. A "One Clemson Center" will also be constructed to showcase the history of Clemson University, including its military and athletic heritage.

Since Phillips' arrival at Clemson, many highlights toward being a model program have occurred on the field as well, beginning with Clemson's first-ever national championship in golf in the spring of 2003, the first title for any Tiger program in 16 years.

His second year included an incredible run on the gridiron to end the season, as Tommy Bowden's Tigers defeated #3 Florida State in November and #6 Tennessee in the Peach Bowl. The football program has continued to make strides since then and ranked in the top 25 for the second time in the last three years with its #21 finish in 2005. In 2006, the program reached a #10 national ranking after a

win over #13 Georgia Tech. **ESPN College GameDay** covered that game, a first in Tiger history.

Excellence in academics has been a constant on his resumé. He has an undergraduate degree from Arkansas (1970), a master's from Virginia Tech (1974), a doctorate from Virginia Tech (1978), and a law degree from the Arkansas School of Law (1996). He is a member of the Arkansas Bar, American Bar Association, and Sports Lawyers Association.

From an experience standpoint, he has worked in nearly all phases of college athletics. He coached on the football staff at Virginia Tech, supervised spring sports and student-athlete enrichment at Florida, handled athletic fundraising and facility enhancement at Missouri and Arkansas, and had 15 years experience as an athletic director, including 13 at the Division I level, prior to his appointment at Clemson, coming from Oklahoma State.

Football was transformed from a perennial losing status to defeating Oklahoma during five of the eight years he was associated with Oklahoma State (1994-02). For this, he received the National Football Foundation Oklahoma Chapter Outstanding Contribution to Amateur Football Award in 2002. Additionally in 2006, he was named one of the top-25 most influential people in the history of Oklahoma State athletics by **GoPokes Magazine**.

When it came to success on the field and in the classroom, Oklahoma State's programs were among the Big 12's best. The achievements of the program included two national titles in men's golf, a men's basketball Final Four, two trips to the College World Series, 13 Big 12 titles, and 11 individual national champions, along with 53 academic All-Americans.

Before leading Oklahoma State, Phillips served as senior associate athletic director at Arkansas from 1988-94. He ran the daily operations and had oversight of facility projects for the men's programs, and he was president of the Razorback Foundation.

Phillips was athletic director at Liberty (1980-81) and Louisiana-Lafayette (1983-88). He was also an assistant athletic director at Missouri (1981-83), and he began his administrative career in 1979 as an assistant athletic director at Florida.

Phillips began his career in college athletics coaching football. He started as a graduate assistant at Arkansas in 1970 and 1971. He moved on to Virginia Tech as an assistant coach from 1971-78 before joining the ranks of athletic administration.

Winning has been on his resumé since his playing days at Arkansas. He lettered on three Frank Broyles teams (1966,68,69). Arkansas was 27-5 in the three years and played in two Sugar Bowl games.

In addition to Phillips' leadership with the NCAA Infractions Appeals Committee, he also works with the NCAA certification program. He currently serves on several ACC Committees: chair of the Committee on Infractions & Penalties, Committee on Awards, Television Committee, Men's Basketball Committee, and Football Committee.

Phillips has two children, John Dennis (30) and Sarah-Jane (27), and three stepchildren, Meagan (18), Marshall (16), and Madison (14). His wife Tricia is a graduate of the University of Missouri School of Journalism, and she earlier enjoyed a career in athletics and development. She is currently active in the Clemson and Seneca communities.




Athletic Department Staff



David Abernethy
Senior Assistant Strength
Coach



Rick Bagby
Video Services Director



Joey Batson
Director of Strength &
Conditioning



Michelle Bensman
Assistant Athletic Trainer



Sam Blackman
Senior Associate Sports
Information Director



Tim Bourret
Assistant Athletic Director
Sports Information




Dr. Larry Bowman
Team Orthopedic Surgeon



Rebecca Bowman
Associate Athletic Director,
Academic Services




Donna Bullock
Assistant Athletic Trainer



Charlie Bussey
Tiger Letterwinners Association
Coordinator



Steve Coleman
Information Technology
Consultant



Bobby Couch
Executive Director of Major
Gifts




Bill D'Andrea
Senior Associate Athletic
Director, External Affairs



Jeff Davis
Assistant Athletic Director,
Major Gifts Program



Bobby Douglas
Director of Academic Services



Mike Echols
Supervisor of Athletic Grounds



Stephanie Ellison
Assistant Athletic Director,
Compliance Services



Tony Eubanks
Team Advisor




Travis Furbee
Assistant Athletic Director,
Ticket Operations




Wayne Gibson
Assistant Ticket Operations
Manager



Phil Grayson
Associate Athletic Director,
Administration



Larry Greenlee
Assistant Director of
Strength & Conditioning



Henry Guess
Assistant Video Services
Director



David Helms
Assistant Strength Coach



Bert Henderson
IPTAY Executive Director



Brian Hennessy
Associate Sports Information
Director



Van Hilderbrand
Associate Athletic Director,
Event Manager



Katie Hill
Senior Associate Athletic
Director, Internal Affairs



Dr. Loreto Jackson
Performance Coordinator



Wayne Jenness
Director of Donor Services

Athletic Department Staff



Les Jones
Associate Athletic Director,
Capital Improvements



Libby Kehn
Assistant Sports Information
Director, Website Coordinator



Barbara Kennedy-Dixon
Associate Athletic Director,
Senior Women's Administrator



Larry LaForge
NCAA/ACC Representative



Chad Lampman
Assistant Video Services
Director



Christine Long
Assistant Sports Information
Director



Bob Mahony
IPTAY Associate Executive
Director



Tim Match
Associate Athletic Director,
Marketing & Sponsorship



Tina Middleton
Assistant Ticket Operations
Manager



Matt Money
Supervisor of Athletic Facilities



Mike Money
Associate Director of Marketing



Dr. Terry Don Phillips
Athletic Director



Danny Poole
Director of Sports Medicine



Jerome Razayeski
Assistant Athletic Trainer



Abe Reed
Football Equipment Manager



Dr. Len Reeves
Team Physician



Robert Ricketts
Associate Athletic Director,
Facilities & Grounds



Josh Runion
Assistant Equipment Manager



John Seketa
Assistant Athletic Director,
Promotions



Philip Sikes
Assistant Sports Information
Director



Alphonso Smith
Director of Equipment



Lynn Sparks
Director of Sales



Robbie Stewart
Assistant Athletic Trainer



Gary Wade
Assistant Athletic Director,
Facilities



Joe White
Compliance Assistant



Linda White
Community Services Director



Jason Wilson
IPTAY Assistant Director



Mike Wilson
Assistant Equipment Manager



Brad Woody
Assistant Athletic Director,
Compliance Services



Kyle Young
Assistant Athletic Director



Athletic Department Staff Directory

General Information

Location: Clemson, SC 29633
Founded: 1889
Enrollment: 17,309
Nickname: Tigers
Colors: Burnt Orange (PMS 165) & Northwest Purple (PMS 268)
Conference: Atlantic Coast
Stadium: Memorial
Field: Frank Howard (Natural Grass)
Capacity: 81,500 (not including standing room)
First Year of Stadium: 1942
Press Box Phone Number: (864) 654-3326
Athletic Department Address: P.O. Box 31; Clemson, SC 29633
Athletic Department Fax: (864) 656-0299
Website: ClemsonTigers.com


Administrative Staff

President: **James F. Barker** (Clemson '70)
NCAA/ACC Representative: **Larry LaForge** (Clemson '70)
Athletic Director: **Dr. Terry Don Phillips** (Arkansas '70)
..... Office - (864) 656-2218
Senior Associate Athletic Director/External Affairs: .. **Bill D'Andrea** (Indiana State '73)
..... Office - (864) 656-7795
Senior Associate Athletic Director/Internal Affairs: **Katie Hill** (Central Arkansas '77)
..... Office - (864) 656-0128
Associate Athletic Director/Administration: **Phil Grayson** (Indiana-South Bend '89)
..... Office - (864) 656-0396
Associate Athletic Director/Academic Services: **Rebecca Bowman** (Winthrop '76)
..... Office - (864) 656-0541
Associate Athletic Director/Event Manager: **Van Hilderbrand** (Clemson '74)
..... Office - (864) 656-0718
Associate Athletic Director/Capital Improvements: **Les Jones** (Clemson '70)
..... Office - (864) 656-2017
Associate Athletic Director/Marketing & Sponsorship: .. **Tim Match** (Bowling Green '85)
..... Office - (864) 656-1280
Associate Athletic Director/Facilities & Grounds: **Robert Ricketts** (Erskine '71)
..... Office - (864) 656-0157
Associate Athletic Director/Senior Women's Administrator: .. **Barbara Kennedy-Dixon** (Clemson '83)
..... Office - (864) 656-1918
Assistant Athletic Director: **Kyle Young** (Clemson '02)
..... Office - (864) 656-2247
Assistant Athletic Director/Major Gifts Program: **Jeff Davis** (Clemson '84)
..... Office - (864) 656-0388
Assistant Athletic Director/Facilities: **Gary Wade** (Nebraska '78)
..... Office - (864) 656-2017
Assistant Athletic Director/Compliance Services: **Stephanie Ellison** (Clemson '98)
..... Office - (864) 656-0541
Assistant Athletic Director/Compliance Services: **Brad Woody** (Clemson '99)
..... Office - (864) 656-6582
Assistant Athletic Director/Promotions: .. **John Seketa** (Southern Illinois-Edwardsville '81)
..... Office - (864) 656-1923
Assistant Athletic Director/Ticket Operations: **Travis Furbee** (West Virginia '97)
..... Office - (864) 656-2118
Assistant Athletic Director/Sports Information: **Tim Bourret** (Notre Dame '77)
..... Office - (864) 656-1926
Senior Associate Sports Information Director: **Sam Blackman** (Clemson '85)
..... Office - (864) 656-1924
Associate Sports Information Director: **Brian Hennessy** (Clemson '98)
..... Office - (864) 656-1921
Assistant Sports Information Directors: **Christine Long** (Clemson '05)
..... Office - (864) 656-1920
..... **Philip Sikes** (Clemson '02)
..... Office - (864) 656-1985
Assistant Sports Information Director/Website Coordinator: .. **Libby Kehn** (Clemson '02)
..... Office - (864) 656-4218
SID Graduate Assistants: **Kelly Croughwell** (Clemson '06)
..... **Jeff Kallin** (Clemson '07)
..... **Amanda Wolk** (Clemson '07)
SID Student Assistants: **Eric Crowe, Ashley Earle, Brittney Earle, Chelsea Earle,**
..... **Katrina Eddie, Whitney Fox, Vickie Long, McKenna Maertens, Kristin Watkins**
Compliance Assistant: **Joe White** (Campbell '68)
..... Office - (864) 656-3945
Director of Academic Services: **Bobby Douglas** (Clemson '79)
..... Office - (864) 656-0964
Performance Coordinator: **Dr. Loreto Jackson** (Miami (FL) '96)
..... Office - (864) 656-1935
Director of Sales: **Lynn Sparks** (Winthrop '77)
..... Office - (864) 656-4288
Associate Director of Marketing: **Mike Money** (Clemson '00)

IPTAY Executive Director: **Bert Henderson** (Mars Hill '78)
..... Office - (864) 656-2115
IPTAY Associate Executive Director: **Bob Mahony** (Clemson '76)
IPTAY Assistant Director: **Jason Wilson** (Clemson '01)
Director of Donor Services: **Wayne Jenness** (Clemson '90)
Executive Director of Major Gifts: **Bobby Couch** (Wofford '89)
Community Services Director: **Linda White** (Winthrop '70)
Tiger Letterwinners Association Coordinator: **Charlie Bussey** (Clemson '57)
Assistant Ticket Operations Managers: **Wayne Gibson, Tina Middleton**
Director of Sports Medicine: **Danny Poole** (Western Carolina '79)
..... Office - (864) 656-2113
Assistant Athletic Trainers: **Michelle Bensman** (Ohio '05)
..... **Donna Bullock** (Southwest Louisiana '88)
..... **Jerome Razayeski** (Georgia Tech '97)
..... **Robbie Stewart** (Clemson '97)
Team Physician: **Dr. Len Reeves** (Medical University of South Carolina '90)
Team Orthopedic Surgeon: .. **Dr. Larry Bowman** (Medical University of South Carolina '74)
Director of Equipment: **Alphonso Smith** (Clemson '91)
..... Office - (864) 656-1912
Assistant Equipment Managers: **Josh Runion** (Clemson '05)
..... Office - (864) 656-1953
..... **Mike Wilson** (Clemson '02)
..... Office - (864) 656-0413
Graduate Equipment Managers: **Blake Edwards** (Clemson '06)
..... **Zac Ramey** (Clemson '07)
Director of Strength & Conditioning: **Joey Batson** (Newberry '85)
..... Office - (864) 656-2221
Assistant Director of Strength & Conditioning: **Larry Greenlee** (Clemson '95)
Senior Assistant Strength Coach: **David Abernethy** (Western Carolina '99)
Assistant Strength Coach: **David Helms** (South Carolina '86)
Supervisor of Athletic Facilities: **Matt Money** (Clemson '01)
Supervisor of Athletic Grounds: **Mike Echols** (Clemson '85)
Information Technology Consultant: **Steve Coleman** (Clemson '91)

Football Staff

Head Coach: **Tommy Bowden** (West Virginia '77)
..... Office - (864) 656-2796
Associate Head Coach/Offensive Line: **Brad Scott** (South Florida '79)
..... Office - (864) 656-1907
Defensive Coordinator/Defensive Backs: **Vic Koenning** (Kansas State '83)
..... Office - (864) 656-1903
Offensive Coordinator/Quarterbacks: **Rob Spence** (Iona '81)
..... Office - (864) 656-1906
Assistant Head Coach/Wide Receivers: **Dabo Swinney** (Alabama '93)
..... Office - (864) 656-1901
Inside Linebackers: **David Blackwell** (East Carolina '97)
..... Office - (864) 656-1905
Recruiting Coordinator/Tight Ends: **Billy Napier** (Furman '03)
..... Office - (864) 656-1902
Running Backs: **André Powell** (Indiana '89)
..... Office - (864) 656-1904
Defensive Line: **Chris Rumph** (South Carolina '94)
..... Office - (864) 656-1900
Outside Linebackers: **Ron West** (Clemson '79)
..... Office - (864) 656-1909
Graduate Assistant Coaches: **Mike Dooley** (Furman '98)
..... **Andy Ford** (Clemson '98)
Video Services Director: **Rick Bagby** (North Carolina '95)
..... Office - (864) 656-1965
Assistant Video Services Directors: **Henry Guess** (Clemson '95)
..... **Chad Lampman** (Clemson '03)
Video Graduate Assistants: **Daric Riley** (Charleston Southern '98)
..... **Ryan Sulkowski** (Valdosta State '01)
Video Student Assistants: **Sarah Barron, Daniel Bjork, Riley Cummings,**
..... **Andy Hazle, Will Jameson, Brett Key, Chris Lewis, Ford McDonald,**
..... **Taylor Myers, Jim Palmer, Casey Washington, Jonathan West**
Assistant Athletic Director/Football Management: **Andy Johnston** (Clemson '79)
..... Office - (864) 656-1908
Assistant Athletic Director/Football Operations: **Don Hymel** (Louisiana State '88)
..... Office - (864) 656-1915
Team Advisor: **Tony Eubanks** (Tennessee Temple '83)
Football Equipment Manager: **Abe Reed** (Houston '97)
Student Managers: **Seth Berry, Drew Bradshaw, Matt Bradshaw, Dalton Coker,**
..... **John Michael Coustos, Jeff Davis, Katie Heos, Bill Lamont, Travis McClam,**
..... **Trey McCurry, Andrew Medvec, Ben Newport, Carson Phillips, D.J. Wilhoite**
Student Trainers: **Darren Bailey, Frankie Bennett, Matt Berenbrock, West Cox,**
..... **Jeremy Duncan, Adam Eargle, Jordan Ellenberg, Caleb Gaston,**
..... **Cam Golightly, Chris Hopkins, Ryan Sanders, Josh Vaughan,**
..... **Hanna Waitt, Will Wantland, Anna Wingard, Justin Wingard, Clayton Worthy**



***15 players from the 2006 team have
already received their degrees.***




Clemson University

Thomas Green Clemson believed that South Carolina needed an institution of higher education dedicated to science and agriculture. With his belief came the foundation that was laid for Clemson Agricultural College. On April 6, 1888, Thomas Clemson died, leaving most of his estate to the state of South Carolina with the purpose of establishing a college that would teach scientific agriculture and the mechanical arts to the young people of South Carolina.

The college formally opened its doors in 1893 with an enrollment of 446 students. As an all-male military school, the college quickly became recognized across the nation as an important part of the national system of state universities and land-grant colleges. In 1955, Clemson became a civilian co-educational college. As the school expanded its academic offerings and research pursuits, the state legislature renamed the college Clemson University in 1964.

Today, Clemson is much more than Thomas Clemson could have ever envisioned. The campus is located on 1,400 acres of beautiful rolling hills on what once was the plantation of former U.S. Vice-President John C. Calhoun. Landmarks such as Fort Hill, the former home of the Clemsons and the Calhouns, Tillman Hall with its clocktower and Carillon Garden, the statue of Thomas Green Clemson, and the outdoor amphitheater all help retain the air of tradition.



The campus is one of the most picturesque in the Southeast.

General Information

| | |
|--------------------------------------|--------|
| Founded: | 1889 |
| Total Enrollment (2006-07): | 17,309 |
| Undergraduate Enrollment (2006-07): | 14,096 |
| Graduate Enrollment (2006-07): | 3,213 |
| Freshman Class Enrollment (2006-07): | 2,813 |
| Average SAT of 2006-07 Freshmen: | 1,225 |
| Freshmen in Top-10 Percent of Class: | 47% |
| Freshman-Year Retention Rate: | 88% |
| Degrees Awarded in 2006: | 3,941 |
| Undergraduate Degree Programs: | 74 |
| Graduate School Degree Programs: | 111 |
| Faculty Members: | 1,178 |

The Clemson Education


- **U.S. News & World Report** ranked Clemson the leading national university in South Carolina and #30 among the nation's top public universities. The university's goal is to be one of the top-20 public universities in the nation. Clemson has improved 44 spots since 1997.
- Clemson features a diverse curriculum; there are 74 undergraduate degree programs and 111 graduate degrees.
- In 2006, Clemson was selected for a chapter of Phi Beta Kappa, the nation's most prestigious honor society.
- Clemson's five different colleges include: Agriculture, Forestry, & Life Sciences; Architecture, Arts, & Humanities; Business & Behavioral Science; Engineering & Science; and Health, Education, & Human Development.
 - The Calhoun Honors College strives to enrich the educational experience of highly-motivated, academically-talented students by providing opportunities for scholarship and research not ordinarily available to undergraduates. Established in 1962, Calhoun College is the oldest honors program in South Carolina.
 - **Kiplinger's Magazine** ranks Clemson University #29 among public institutions in its roundup of institutions providing a top-quality education at reasonable prices.
 - Four graduate programs within the College of Engineering & Science are among the nation's top 50 according to the 2007 edition of **U.S. News & World Report** guide to graduate programs. That includes a #20 national ranking for the environmental science program. Civil engineering's undergraduate program is also ranked in the top 20.
 - Clemson's six-year graduation rate is 75 percent, 20 points higher than the national average for public universities.
 - The Program for Educational Enrichment and Retention

(PEER) helped bring Clemson's graduation rate of African-American engineering students to the highest in the nation among predominantly non-historically black schools.

- Clemson's College of Engineering and Science grants more than two-thirds of all engineering degrees in South Carolina and enrolls nearly 75 percent of the state's engineering students.
- Clemson alumni include two recently named United States Ambassadors. David Wilkins, a former All-ACC tennis player, was named U.S. Ambassador to Canada in the summer of 2005. Kristie Anne Kenney was recently named U.S. Ambassador to the Republic of Ecuador.
- In the fall of 2001, Clemson was added to General Electric's list of Executive Schools, of which there are less than 40, from which the company draws candidates for high potential engineering jobs and other key positions.
- Clemson was named the #1 place to work in academia in 2006 by **The Scientist**.
- Clemson's Center for Advanced Engineering Fibers & Films was designated a national engineering research center by the National Science Foundation, one of only 20 in the nation.
- In a poll of leading architecture firms and the editors of **Design Intelligence**, Clemson's School of Architecture ranked #2 in the south and #20 in the nation.
- **Design Intelligence** ranked Clemson's graduate architecture program #13 among professional graduate schools and as the fifth-best public school for architecture in the country.
- The **Unofficial, Unbiased, Insider's Guide** to the 328 Most Interesting Colleges cited Clemson as a top school in career preparation.

The Clemson Experience

- Whether it's walking to the Hendrix Student Center to have a milkshake, or taking a stroll through the State's Botanical Gardens, or even taking part in a pickup basketball game at Fike Recreation Center, there are plenty of activities for Clemson students when they are not in the classroom.
- Clemson has more than 270 student organizations active on campus, including 21 social fraternities and 10 social sororities. There are organizations related to every course of study, groups such as the Accounting Club and the American Institute of Architects. For students who enjoy writing or photography, **The Tiger**, the campus newspaper, TAPS, the university yearbook, and The Chronicle, the student variety magazine, are available.
- Located in the University Union are the offices of the student government. Student government gives students the opportunity to influence campus policy.
- Fike Recreation Center, which just completed a renovation and expansion project, has a host of opportunities for students to let off steam through physical activity. Inside Fike is an eight-lane swimming pool, a diving tank, two gyms used for basketball and other activities, various weightlifting facilities, and room for aerobics. Outside Fike are several spacious fields used for the extensive intramural program and for student enjoyment. There are indoor and lighted outdoor tennis courts across the street at the Hoke Sloan Tennis Center.



The Clemson Facilities

- Opened in January of 2000, the Hendrix Student Center is a 108,000 square-foot facility in the heart of Clemson's campus that contains a convenience store, food court, movie theater, and cell phone store. The center has 15,000 square feet of meeting rooms and a 2,600 square-foot student lounge. It is also the home of the Office of Career Services and Placement, The Gantt Intercultural Center, student bookstore, and student media.
- The main university library, Robert Muldrow Cooper Library, is situated in the center of campus. The library has become one of the national leaders in automated information retrieval. Its bibliographic records are accessible from anywhere in the world, easing the task of finding information in its collections, which total more than 1.7 million items. Numerous periodical indexes are housed online and available for automated searching. The collections are particularly strong in agriculture, natural and physical sciences, economics, and technology. Of special interest are the James F. Byrnes and Edgar A. Brown Rooms, which have the collections of papers of these statesmen.
- Clemson has seen rapid progress in research and economic development, more than doubling external support since 2001. Clemson's Center for Advanced Engineering Fibers & Films was designated a national engineering research center by the National Science Foundation. In recent years, Clemson research has generated 10 spin-off companies and created more than 100 jobs. The Clemson University International Center for Automotive Research (CU-ICAR), a 250-acre research campus devoted to automotive and motorsports research in Greenville, SC, has generated more than \$200 million in public and private support. The university is investing more than \$80 million to help build an advanced materials economic cluster at the Clemson Research Park, anchored by a 100,000-square-foot laboratory that includes one of the nation's most sophisticated electron microscope facilities. Clemson has announced plans to develop a research center in North Charleston, SC devoted to restoration research and education, as well as partnerships with Greenville Hospital System and the Greenwood (SC) Genetic Center, aimed at supporting the state's biomedical industries.
- All students are assigned a user identification code when they enroll, which allows them to use the various mainframe applications, such as electronic mail, job placement service, library card catalog and information databases, and housing and course registration.
- The \$12.5-million Robert Howell Brooks Center for the Performing Arts opened in 1994. The facility

brings an exciting array of fine arts productions to the University, while working to make the arts accessible to a new and larger audience.

- The Michelin Career Center can help with planning and finding summer and full-time employment. The office assists in career counseling and planning, searching for a job, preparing resumés, and developing job interview strategies. Resources include staff expertise, books, videotapes, and literature provided by companies and agencies. Clemson has developed one of the best automated placement systems in the country, allowing students to research employers and sign up for interviews from any mainframe computer terminal on campus.

The Clemson Faculty

- Clemson's student-to-faculty ratio of 15-to-1 gives the faculty the opportunity to interact with many of the students on a one-on-one basis. Critical thinking, problem solving, creative learning, and self-development are just a few of the characteristics emphasized in the classroom.
- The Clemson faculty includes 33 Fulbright Scholars along with 59 endowed chairs, named professorships, and alumni professorships.
- Over 500 institutions of higher learning that promote excellence in teaching, research, and scholarship are represented among Clemson's faculty.
- Over 85 percent of Clemson's faculty hold doctoral degrees, the highest degree in their field, and many have achieved special academic recognition. Many have been honored by colleagues and stu-

dents as master teachers for their excellence in the classroom and by Outstanding Educators of America.

- Sixteen faculty members currently hold National Science Foundation career awards.

The Clemson Student

- In 2000, **Time Magazine** ranked Clemson its "Public College-of-the-Year."
- **The Princeton Review** ranked Clemson students as the fourth "Happiest Student Body" in the nation in 2007.
- Clemson's total enrollment of 17,309 represents 50 states, along with the District of Columbia and Puerto Rico, and 84 foreign countries.
- Clemson features a competitive student body, and thus a degree that has meaning. The 2005-06 entering freshman class achieved an average SAT score of 1225. It is one of the highest scores ever attained by Clemson's entering students, and again leads the state's public colleges and universities.
- Since 1993, honors students have accounted for more than 10 percent of the freshman class, and 47 percent of 2006-07 incoming freshmen graduated in the top-10 percent of their high school class.
- Clemson has a mentoring program to help students prepare and compete for Rhodes, Truman, Marshall, and Fulbright Scholarships.
- Over 450 employers interview Clemson students on campus each year through the University's Michelin Career Center.
- The Clemson family includes a mentoring and support network of over 80,000 alumni worldwide.



Hendrix Student Center



Vickery Hall



Vickery Hall



Rebecca Bowman
Associate Athletic Director,
Academic Services



Bobby Douglas
Director of Academic
Services



Wayne Coffman
Athletic Academic Advisor



Lawson Clary
Athletic Academic Advisor

Since its inception in 1991, the five-faceted Student-Athlete Enrichment Programs have provided student-athletes a continued commitment to excellence. Our approach is to address the total student-athlete, and we are committed to coaching our student-athletes to success in the academic, personal growth, career, and community service arenas.

As an original member of the NCAA CHAMPS/Life Skills Program, we provide opportunities and services to address the changing needs and skills of student-athletes during college and after graduation. In fact, this program was selected for the Division I-A Athletic Director's "Program of Excellence" Award, which is a lifetime award recognizing CHAMP/LifeSkills excellence.

Clemson's commitment to provide its student-athletes with the best of facilities is evident in many ways. From the soaring upper decks of Memorial Stadium and the beautiful WestZone, to the "New Littlejohn Coliseum," to the state-of-the-art strength training facility, young men and women from all of Clemson's intercollegiate varsity sports have the best in facilities for both training and competition.

The Student-Athlete Enrichment Programs are housed in Vickery Hall, located in the center of campus. The \$3-million structure is as impressive aesthetically as other athletic facilities. It recently underwent \$300,000 in renovations to further assist our student-athletes in the classroom. But the importance of Vickery Hall to our student-athletes is not found in the structure itself, but in the many programs that the building houses.

Vickery Hall opened in the fall of 1991 and was the first facility in the country constructed solely to

provide academic support to student-athletes. The two-story, 27,000 square-foot building is open all day and into the evening hours to accommodate the student-athletes' extended schedules.

Our programs are dedicated to provide a holistic, educational experience by inspiring an environment of respect, integrity, and excellence. Through our services, we guide and encourage each individual to reach full potential as a student, as an athlete, and as a citizen.

The Student-Athlete Enrichment Programs focus on five primary areas to develop our student-athletes:

Academic Commitment

Clemson student-athletes compiled a 2.93 GPA for the 2007 spring semester, the highest on record, while 229 student-athletes were named to the academic honor roll (52.2 percent of the student-athlete population). Since Vickery Hall opened in 1991, the overall GPA of the Clemson athletic programs has risen from 2.33 to this past year's record 2.93.

"We are very proud of the performance of our student-athletes in the classroom," said Clemson Athletic Director Dr. Terry Don Phillips. "I would like to compliment Becky Bowman and her staff at Vickery Hall. These results and our recently released APR data show that our coaches continue to make academics a priority."

Eight programs had a GPA of 3.0 or better, tied for the most in one semester in school history. The 229 student-athletes on the academic honor roll tied for the second-highest total in school history. Thirty-

six of the academic honor roll (3.0 GPA or higher) selections were named to the President's List (4.0 GPA) and 116 were named to the Dean's List.

The football team had a 2.46 team GPA for the spring semester, tied for the fifth-best mark on record. Each of the top-six semesters on record have taken place during Head Coach Tommy Bowden's tenure. Twenty-five members of the football team made the academic honor roll, including quarterbacks Cullen Harper, Michael Wade, and Willy Korn. Wade had a perfect 4.0 GPA, while Korn and fellow January enrollee Brian Linthicum also were Dean's List members.

Athletic Commitment

Clemson had another outstanding year on the fields of competition in 2006-07. The program finished #36 in the Director's Cup standings thanks to eight top-25 programs. The men's soccer, women's soccer, women's tennis, and baseball teams all reached the Final 16 of their respective NCAA Tournaments. Other top-25 finishes included men's tennis, men's indoor track & field, men's outdoor track & field, and men's golf.

Career Development Commitment

The Career Enhancement Program provides student-athletes an opportunity to develop and meet their career aspirations by participating in various seminars offered in Vickery Hall. We coordinate from the academic colleges, the Michelin Center, and through athletic contacts to provide student-athletes with job-searching skills and strategies, internships, practical experiences, and help in securing summer



Helen Bailey
Learning Specialist



Karen Countryman
Administrative Assistant



Maria Herbst
Learning Specialist



Priscilla Kanet
Tutor/Mentor Coordinator,
Athletic Academic Advisor



Leslie Moreland
Career Development,
Athletic Academic Advisor



Ginty Porter
CHAMPS/Life Skills
Coordinator,
Athletic Academic Advisor



Melvin Robinson
Athletic Academic Advisor



Samantha Sweeney
Athletic Academic Advisor




employment. They are designed to address specific career opportunities and provide related information about the student-athletes for each year.

One major aspect of the Career Enhancement Program is to focus on building a resumé and interviewing techniques. This segment of the program is designed to better prepare our student-athletes for full-time employment. Another aspect utilizes the resources available to the University, Alumni Center, and the athletic department. The staff works to establish a network of businesses, companies, and executives who will assist with providing internship and employment opportunities.

The Student-Athlete Enrichment Programs share a full-time position, so career advice is readily available in Vickery Hall. Unique to our program, the career counselor is a member of the Michelin Career Center and SAEP staff. This link between athletics and the Michelin Career Center provides student-athletes the most up-to-date information and resources in career development, and preparation for entrance into the job market upon graduation.

Personal Development Commitment

One of the most important programs in Vickery Hall that helps student-athletes reach their full potential and engage successfully in their college ex-



The Dick Hendley Computer Lab is an area of Vickery Hall that makes it one of the nation's best facilities of its kind.

perience is the Personal Growth & Development (PG&D) program. One key component of this program is a first-semester freshman class designed to assist student-athletes in making a successful transition into the university along with athletic life. All first-semester freshmen attend a semester-long series of workshops, targeting the transitional issues of time management, organizational strategies, health and wellness issues, athletic performance,

diversity issues, career orientation, and service training.

Throughout the academic year, all student-athletes are required to attend four large-group programs, which focus on pertinent social, health, or athletic issues.

Service Commitment

Student-athletes volunteer their time throughout the academic year. Last academic year, over 150 Clemson student-athletes participated in community service activities that exceeded 1,100 hours of service with over 45 different events and organizations.

Student-athletes plan and carry out major events. They join forces with other universities for causes such as Hurricane Katrina relief and raising funds for cancer research.

In a commitment to Solid Orange, student-athletes volunteer their time in local elementary schools as part of America Reads, and they work to raise funds for Collins Children's Home and Calvary Children's Home. They also serve as mentors in the "Lunch Buddies" program at local schools.

Our student-athletes believe that service to our community reflects our pride...our actions honor our University, traditions, teams, performance, people, and each other.

Academic Programs

College of Agriculture, Forestry, & Life Sciences

- Agricultural & Applied Economics (BS)
 - Agricultural Economics, Community & Economic Development
- Agricultural Education (BS)
- Agricultural Mechanization & Business (BS)
- Animal & Veterinary Sciences (BS)
 - Dairy Business, Equine Business, Food Animal Business, Poultry Business, Preventerinary Science
- Aquaculture, Fisheries, & Wildlife Biology (BS)
- Biochemistry (BS)
- Biological Sciences (BA, BS)
- Biosystems Engineering (BS)
- Environmental & Natural Resources (BS)
 - Conservation Biology, Natural Resource & Economic Policy, Natural Resources Management
- Food Science (BS)
 - Food Science & Technology, Nutrition & Dietetics
- Forest Resource Management (BS)
- Horticulture (BS)
- Microbiology (BS)
 - Molecular Biology
- Packaging Science (BS)
- Preprofessional Health Studies (non-degree)
 - Preallied Health, Premedicine, Preoccupational Therapy, Prepharmacy, Prephysical Therapy, Prephysician Assistant, Prerehabilitation Sciences, Preveterinary Medicine
- Turfgrass (BS)

College of Architecture, Arts, & Humanities

- Architecture (BA)
- Communication Studies (BA)
- Construction Science & Management (BS)
- English (BA)
- History (BA)
- Landscape Architecture (BLA)
- Language & International Trade (BA)

- Applied International Economics, International Trade, Textiles, Tourism
- Modern Languages (BA)
- Philosophy (BA)
- Production Studies in Performing Arts (BA)
 - Music, Theatre
- Visual Arts (BFA)

College of Business & Behavioral Sciences

- Accounting (BS)
- Economics (BA,BS)
- Financial Management (BS)
- Graphic Communications (BS)
- Industrial Management (BS)
- Management (BS)
- Marketing (BS)
- Political Science (BA,BS)
 - General Political Science, Political Economy, Public Administration, Public Policy
- Psychology (BA,BS)
- Sociology (BA,BS)

College of Engineering & Science

- Bioengineering (BS)
- Biosystems Engineering (BS)
 - Agricultural Engineering, Applied Biotechnology, Natural Resources & Environment
- Ceramic & Materials Engineering (BS)
- Chemical Engineering (BS)
- Civil Engineering (BS)
- Computer Engineering (BS)
- Electrical Engineering (BS)
- Engineering Graphics (BS)
- Environmental Engineering & Science (BS)
- Industrial Engineering (BS)
- Mechanical Engineering (BS)
- Chemistry (BA,BS)
- Computer Information Systems (BS)

- Computer Science (BA,BS)
- Geology (BA,BS)
 - Engineering Geology, Environmental Geology
- Mathematical Sciences (BA,BS)
 - Biology, Computer Science
- Physics (BA,BS)
 - Biophysics
- Polymer & Textile Chemistry (BS)
- Textile Management (BS)

College of Health, Education, & Human Development

- Agricultural Education (BS)
- Early Childhood Education (BA)
- Elementary Education (BA)
- Mathematics Teaching (BS)
- Science Teaching (BS)
 - Biological Sciences, Earth Sciences, Mathematics, Physical Sciences
- Secondary Education (BA)
 - English, History & Geography, Mathematics, Modern Languages, Political Science & Economics, Psychology & Sociology
- Special Education (BA)
- Technology & Human Resource Development (BS)
 - Customized Training & Development, Human Resource Development, Industrial Technology Education, Vocational-Technical Education
- Health Science (BS)
 - Health Information Systems, Health Promotion & Education, Health Systems Research, Preprofessional Health Studies
- Nursing (BS)
- Parks, Recreation, & Tourism Management (BS)
 - Community Leisure Services, Park & Protected Area Management, Professional Golf Management, Sport Management, Therapeutic Recreation, Travel & Tourism



Campus Life

The signs on the side of the highway as you enter Clemson say "Clemson: In Season Every Season." From the point of view of most Clemson graduates, the seasons this slogan speaks of are football, basketball, baseball, etc. But a drive through town in the middle of spring, when the azaleas and dogwoods are in full bloom, or a walk through campus in October, when the trees are blazing in the brilliant colors of autumn, will leave little doubt that Clemson is indeed in season, every season.

Nestled in the foothills of the Blue Ridge Mountains and caressed by the shores of the beautiful Lake Hartwell, Clemson is located in the northwestern corner of South Carolina, two hours northeast of Atlanta, GA and two hours southwest of Charlotte, NC. The town may not be one of the state's largest most days, but on many autumn Saturdays, it becomes one of the largest cities, as over 80,000 fans come from all directions to watch the Tigers play football; but the friendly residents of Clemson and the surrounding towns

welcome the visitors home each year with a true dose of southern hospitality.

Clemson is steeped in history. The University campus is located on what was Fort Hill Plantation, home of John C. Calhoun, one of the great statesmen of the 19th century, and his son-in-law, Thomas Green Clemson. The house, which was built in 1806, stands in the center of campus and is open to the public. Also on the Clemson campus is a 1716 Lowcountry French Huguenot home (Hanover House), which





was transported to Clemson in 1941. Just a mile or so down the road is the Pendleton Historic District, where several other antebellum homes are open to the public. The entire village of Pendleton is on the National Register of Historic Places.

The area boasts a great variety of restaurants, ranging from the downtown barbecue and hamburger spots, to the historic Liberty Hall Inn and Calhoun Corners. Any palate or budget can find something to his or her liking, as more than


50 eating establishments are located in the Clemson/Pendleton/Central area. The area adopts "Clemson Fever," as Tiger Paws are omnipresent on local billboards, entrances, and roadways.

The mild climate of the foothills lends itself to many outdoor activities throughout the year. Clemson has excellent and ample facilities for tennis, golf, fishing, swimming, hiking, whitewater rafting, and other pursuits.

And when one wants to leave the area, they do not have

far to go to find whatever they are looking for. Pro sports are only a couple of hours away in Atlanta and Charlotte. Clemson was the home of the NFL's Carolina Panthers for eight regular-season and two exhibition games in 1995.

For sun and fun, it is an easy interstate drive to the coast of South Carolina, to Hilton Head Island, Myrtle Beach, or even historic Charleston. And for those who enjoy cooler climates, the mountains of North Carolina are only an hour's drive away.





ESPN College GameDay

Clemson was the center of the college football universe on October 21, 2006. That day, **ESPN** College GameDay came to Clemson for the first time. Over 7,000 loyal Tiger fans lined up at the GameDay site on Bowman Field, the home field for Clemson football until 1914.

It was a glorious day fall day on Homecoming weekend, and it was all captured by **ESPN**. With Homecoming floats in the background, **Chris Fowler**, **Kirk Herbstreit**, **Desmond Howard**, and **Lee Corso** commented throughout the broadcast on the special GameDay atmosphere at Clemson.

The **ESPN** crew reviewed the day in college football on the national scene, but also produced features on Howard's Rock and Clemson running back **James Davis**. An appearance by **Fahmarr McElrathbey** was also included in the program, much to the delight of the Clemson faithful.


The atmosphere continued throughout the telecast, building to a crescendo at noon when **Corso** unveiled his prediction of a Tiger victory later that day. **Corso** put on the Tiger mascot head, while **Herbstreit** wore the Tiger mittens, as they both projected a win over #13 Georgia Tech.

The Tigers, who came out onto the field in all purple uniforms for the first time, did not disappoint on the field that evening, as the running back duo of **Davis** and **C.J. Spiller** put on a record performance. The 82,630 fans watched with awe as **Davis** gained 216 yards and **Spiller** 116 yards, leading Clemson to a 31-7 victory in a battle of top-15 teams.

It marked the first time in history that Clemson had a 200-yard rusher and 100-yard rusher in the same game. **Spiller** had a 50-yard touchdown run and 50-yard touchdown reception, the first player in school history to have one of each in the same game.

The evening concluded when "Thunder & Lightning" were invited to the **ESPN** GameDay set at Memorial Stadium for a postgame interview.

It was a momentous day in Death Valley.

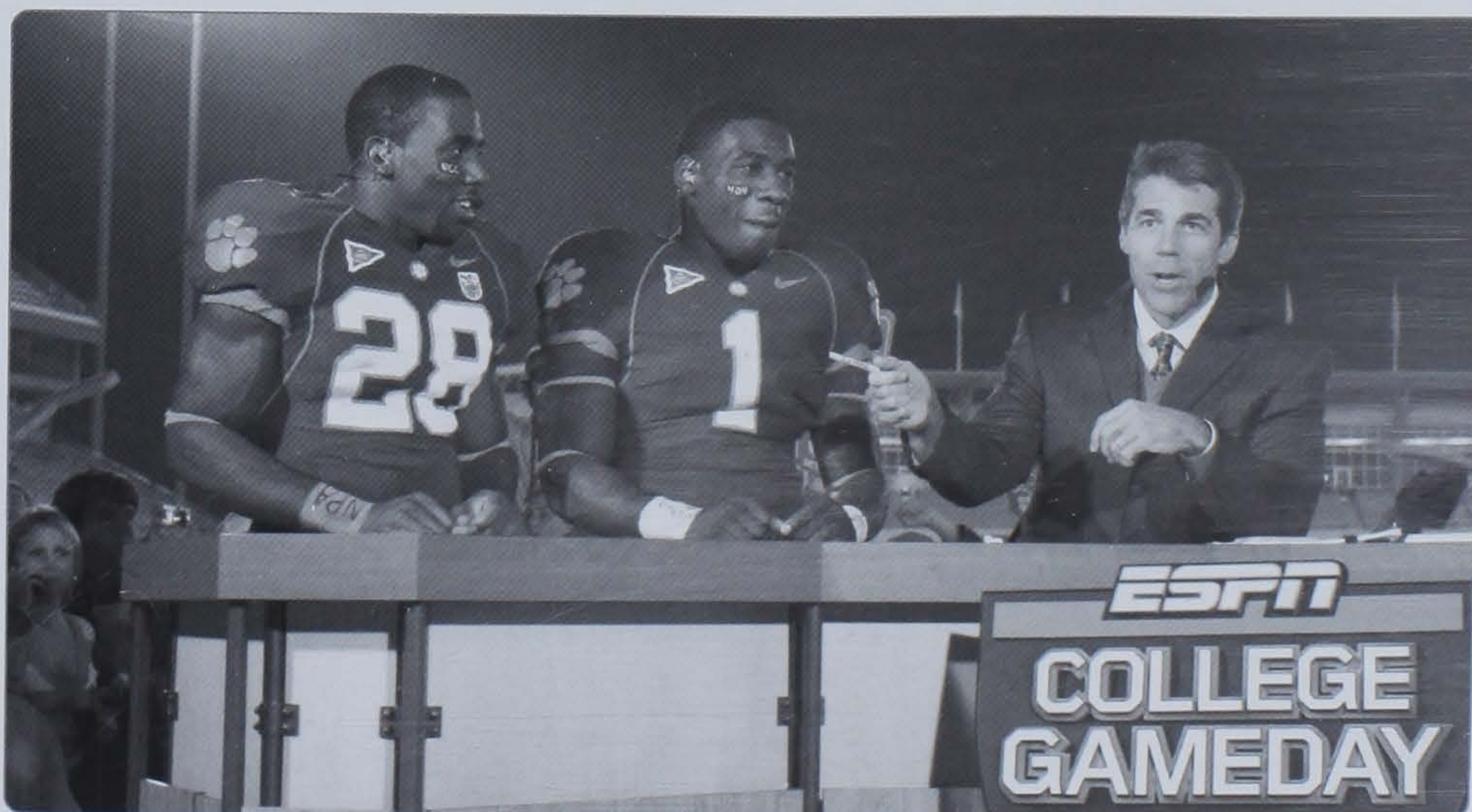






Clemson 31, Georgia Tech 7 • October 21, 2006

"I've said many times since Saturday that it was one of my more enjoyable experiences in the 11 years I've been on GameDay. The people could not have been more gracious, and the crowd that showed up for GameDay was second-to-none. The Tigers coming down the Hill after touching the Rock was one of the better scenes that I've seen in a long time. And it was just a cool celebration of college football. I really got a sense of family at that game from toddlers in their Clemson Tiger outfits all the way up to grandparents in their orange sweatshirts and everybody in between. It was a lot of pride and a lot to be excited about. So, on behalf of Chris and Lee and everybody associated with GameDay, we appreciated the experience."

Kirk Herbstreit on his ESPN College GameDay experience at Clemson





Running Down the Hill

What has been described as, "the most exciting 25 seconds in college football from a color and pageantry standpoint," actually started out as a matter-of-fact entrance, mainly because of necessity.

The first 20,000 seats in Memorial Stadium were built and ready for use before the 1942 season, less than a year after Pearl Harbor was bombed and the United States was drawn into World War II.

The shortest entry into the stadium was a short walk down Williamson Road from Fike Fieldhouse's dressing rooms to a gate at the top of the Hill, which is located behind the east endzone. There were no dressing facilities in the west endzone - there was only a big clock where the hands turned and a scoreboard, which was operated by hand.

The team would dress at Fike, walk down Williamson Road, come in the gate underneath where the scoreboard now stands, and jog down the Hill for its warmup exercises. There was no fanfare, no cannon shot fired, no Tiger Paw flag, no Tiger Rag played...just the team making its entrance and lining up to do the side-straddle hop.

That is pretty much the way things went for the next 25 years.

Either in 1964 or 1965, S.C. Jones, a member of the class of 1919, made a trip to California. He stopped at a spot in Death Valley, CA and picked up this white flint rock. He presented it to Head Coach Frank Howard as being from Death Valley, California to Death Valley, South Carolina."

The rock laid on the floor in Howard's office in Fike Fieldhouse for years. One day, he was cleaning up his office and told Gene Willimon, who was executive secretary of IPTAY, to "take this rock and throw it over the fence, or out in the ditch...do something with it, but get it out of my office!"

Willimon did not think that was the way a rock should be treated. After all, it had been brought 3,000 miles by a very sincere Clemson fan.

By the mid-1960s, Memorial Stadium was living up to its moniker ("Death Valley") because of the number of victories that had been recorded there. Actually, the name was first used by Lonnie McMillan, head coach at Presbyterian College in Clinton, SC in the 1940s.


McMillan and the other Blue Hose coaches before him used to open each season by playing at Clemson. Seldom scoring (24 shutouts in 39 games), and with only three victories and four ties to show for it, his teams were getting "killed" by the Tigers regularly. In 1948, McMillan made the comment to the press that he was taking his team to play Clemson in "Death Valley."

An occasional reference to Memorial Stadium by that name could be heard for the next four years, but when Howard started calling it "Death Valley" in the 1950s, the name took off like wildfire. The Tigers celebrated the 60th year in the "Valley" in 2001.

But getting back to Howard's Rock.



Running Down the Hill



The rock was mounted on a pedestal at the top of the Hill on the east side of the stadium. It was unveiled September 24, 1966 on a day when Clemson played Virginia. The Tigers were down 18 points with 17 minutes remaining and came back to win (40-35) on a 65-yard pass play from Jimmy Addison to Jacky Jackson in the fourth quarter. That was quite a spectacular debut for that rock.

The team members started rubbing the rock prior to running down the Hill on September 23, 1967, a day when Clemson defeated Wake Forest by a score of 23-6.

Prior to running down the Hill that day, Howard told his players, "If you're going to give me 110 percent, you can rub that rock. If you're not, keep your filthy hands off it."

Howard told of the incident the next day on his Sunday television show, and the story became legend.

When Hootie Ingram succeeded Howard as head coach prior to the 1970 season, Ingram decided that the team would make its final entrance on the field out of the dressing room in the west endzone. In all home games in 1970 and 1971, and the first four games of 1972 when the Tigers did not run down the Hill, their combined record was 6-9. The team decided it wanted to come down the Hill once prior to the South Carolina game in 1972. The result, in a cold, freezing rain, was a 7-6 victory when Jimmy Williamson knocked down a two-point conversion attempt, which preserved the win.

The Tigers have made the entrance for every home game since 1942, except for the seasons mentioned above - 319 times heading into the 2007 season.

After final warmups, the team goes back into its dressing room under the west endzone stands for final game instructions. About 10 minutes before kickoff, the team boards two buses, rides around behind the north stands to the east endzone, and disembarks to the top of the Hill behind Howard's Rock.

At the appointed time, the cannon booms, and led by a giant Tiger Paw flag, the band forms two lines for the team to run between and strikes up "Tiger Rag"...the frenzy starts in all sincerity and usually lasts for three hours.

It is a tradition that has inspired Clemson players for many years.



"Howard's Rock has strange powers. When you rub it, and run down the Hill, the adrenaline flows. It's the most emotional experience I've ever had."

Six-time All-Pro and former Tiger All-American Michael Dean Perry



Memorial Stadium

"Death Valley really lives up to its image. I was impressed with this stadium. When you put 80,000 people in there, it feels like they are on top of you. I'd hate to be whoever comes here to play Clemson."

San Francisco 49er quarterback Steve Young

"I came here knowing it would be loud and that Clemson would hit hard, but to me, the noise was the biggest factor. I know I didn't concentrate as well because of it."

Herschel Walker after Clemson's 13-3 win in 1981, his only regular season loss at Georgia.

"I remember being nervous before the game because there were 80,000 people dressed in orange. I even threw up before the game. It's the only time I've ever done that."

Former Duke quarterback Dave Brown

"When you get to the bottom of the Hill, it's like you're in a hole and all around you are nothing but Clemson fans. It's like the crowd is one big voice. You feel like little kings."

Former Clemson running back Rodney Blunt

"Clemson's record at home is not a coincidence. Running down the Hill is a part of that. You get so inspired, and so much of college football is about emotion. You get out of that bus and you hear the roar of the crowd, and it gives you chills."

Former Tiger All-America placekicker David Treadwell

"There is no place louder or more picturesque than Death Valley. There, where Clemson folks see magic in a hill and a rock, orange gets more respect than anywhere this side of Gainesville, Florida."

Terence Moore, Atlanta Journal-Constitution



Memorial Stadium



"Running down the Hill is still talked about everywhere I go. Players who played against Clemson when I was in college remember us running the Hill and thinking we would gain some type of spirit. The adrenalin rush was unbelievable for a Clemson player and quite a shock for the opponent."

Former Clemson All-American Jerry Butler

"When Clemson players rub that Rock and run down the Hill, its the most exciting 25 seconds in college football."

Brent Musburger, ABC Sports

"The Rock has strange powers. When you rub it, and run down the Hill, the adrenaline flows. It's the most emotional experience I've ever had."

Six-time All-Pro and former Clemson All-American Michael Dean Perry

"Florida was loud in the swamp. But, the loudest, not only the stadium, but the loudest place I have ever been around in my life was definitely Death Valley. I was yelling at the top of my lungs and I couldn't even hear what I was saying. That place was unreal in how loud it was. I don't think I will ever be in a louder place than Clemson."

Florida State quarterback Chris Rix, 2001

"I'm thankful we're playing a day game at Clemson. The last time we were up there, it was extremely loud. I'm sitting here yelling the calls to my guard, but we couldn't hear each other, and we couldn't hear each other in the huddle. When you have fans that can get that loud and distract offenses like that, that's an important as having an All-American on your defense."

Florida State center David Castillo, 2005



Clemson #14 in Attendance

Clemson averaged 81,506 fans per home game in 2006, the second-highest average in school history, best in the ACC, and 14th-best in the nation. The rankings are according to the NCAA statistical service.

This marks the 26th straight year that Clemson has been in the top 20 in average home attendance. The #14 ranking in 2006 was the highest ranking since the 1999 season, Tommy Bowden's first year as head coach, when Clemson was #13 on a per-game basis. Clemson played just five home games that season.

Bowden has been the head coach in six of the top-10 home average attendance years in Tiger history.

Clemson's average attendance of 81,506 for seven home games was second only to the 1988 season when the Tigers averaged 81,750 for a six-game home season. The 2006 average was a school record for a home schedule with seven games or more.

Clemson had 570,542 fans attend the seven home games in 2006, the second-highest total in school history and the 13th-highest total in the nation. The school record for total attendance in a season is 602,526 set in 1987 when the Tigers had eight home games.

Clemson's Top Average Attendance Seasons

| Rk | Year | Total | G | Avg | Head Coach |
|-----|------|---------|---|--------|--------------|
| 1. | 1988 | 490,502 | 6 | 81,750 | Danny Ford |
| 2. | 2006 | 570,542 | 7 | 81,506 | Tommy Bowden |
| 3. | 2001 | 480,911 | 6 | 80,152 | Tommy Bowden |
| 4. | 1990 | 475,174 | 6 | 79,196 | Ken Hatfield |
| 5. | 1989 | 473,566 | 6 | 78,927 | Danny Ford |
| 6. | 2004 | 472,939 | 6 | 78,823 | Tommy Bowden |
| 7. | 1986 | 393,500 | 5 | 78,700 | Danny Ford |
| 8. | 2000 | 548,647 | 7 | 78,378 | Tommy Bowden |
| 9. | 1999 | 391,510 | 5 | 78,302 | Tommy Bowden |
| 10. | 2005 | 469,391 | 6 | 78,232 | Tommy Bowden |



Memorial Stadium History

Clemson's Memorial Stadium has been held in high esteem for many years. Whether it be players from the 1940s and 1950s, opposing players from the 1970s and 1980s, or even professional players in the 1990s, the ambiance of this special setting is what college football is all about.

The storied edifice added to its legend when the first meeting of father and son head coaches (Bowden Bowl I) took place before a sellout crowd of more than 86,000 fans in 1999. Clemson has been in the top 20 in the nation in attendance 26 straight seasons. A crowd has exceeded 80,000 fans 46 times since the 1983 season. In 2006, Clemson was #14 in the nation in average home attendance with its 81,506 average, more than 100 percent of Memorial Stadium's capacity.

The facility's mystique is derived from its many traditions, which date to its opening in 1942, the legendary games and players, and Clemson's corresponding rate of success. Clemson has won 235 games in 65 years there and has won over 71 percent of the contests (235-92-7).


The stadium has definitely been good to the Tigers, but the stadium was constructed against the advice of at least one Clemson coach. Just before Head Coach Jess Neely left for Rice after the 1939 season, he gave Clemson a message.

"Don't ever let them talk you into building a big stadium," he said. "Put about 10,000 seats behind the YMCA. That's all you'll ever need."

Instead of following Coach Neely's advice, however, Clemson officials decided to build the new stadium in a valley on the western part of campus. The place would take some clearing, as there were many trees, but luckily there were no hedges.

The crews went to work, clearing, cutting, pouring, and forming. Finally on September 19, 1942, Memorial Stadium opened with Clemson defeating Presbyterian 32-13. Those 20,000 seats installed for Opening Day would soon grow.

When the original part of the stadium was built in the early 1940s, much of the work was done by scholarship athletes, including many football play-



Clemson has called Memorial Stadium home for the last 65 years. The Tigers have a 235-92-7 record, winning over 71 percent, at the stadium since its opening during the 1942 season.

ers. The first staking out of the stadium was done by two members of the football team, A.N. Cameron and Hugh Webb. Webb returned to Clemson years later to be an architecture professor, and Cameron went on to become a civil engineer in Louisiana.

The building of the stadium did not proceed without problems. One day during the clearing of the land, one young player proudly announced that he was not allergic to poison oak. He then commenced to attack the poison oak with a swing blade, throwing the plants to and fro. The next day, the boy was swollen twice his size and was hospitalized.

There are many other stories about the stadium, including one that Frank Howard put a chew of tobacco in each corner as the concrete poured.

Howard said that the seeding of the grass caused a few problems. "About 40 people and I laid sod on the field," he said. "After three weeks, on July 15, we had only gotten halfway through."

"I told them that it had taken us three weeks to get that far, and I would give them three more week's pay for however long it took. I also told them we would have 50 gallons of ice cream when we got through. After that, it took them three days to do the rest of the field. Then we sat down in the middle of the field and ate up that whole 50 gallons."

Howard said that on the day of the first game in the stadium, "the gates were hung at 1:00 and we played at 2:00." But that would be all of the construction for a while. Then in 1958, 18,000 sideline seats were added, and in 1960, 5,658 west endzone seats were added in response to increasing attendance. With the large endzone, "Green Grass" section, this expansion increased capacity to 53,000.

Later, upper decks were added to each side as crowds swelled - the first in 1978 and the second in 1983. It increased capacity to over 80,000, which makes it one of the largest on-campus stadiums.

In 2006, the WestZone was added, an area that contains locker rooms and a luxury club level that holds 1,000 seats.

The effect that spiraling inflation has had in this century can be dramatically seen in the differences in stadium construction. The original part of Memorial Stadium was built at a cost of only \$125,000, or at \$6.25 per seat. The newest upper deck was finished in 1983 at a cost of \$13.5 million, or \$866 per seat.

Through the years, Memorial Stadium has become known as "Death Valley." It was tagged by the late Presbyterian Coach Lonnie McMillan. After bringing his teams to Clemson for years and getting whipped, he said the place was like "Death Valley." A few years later the name stuck.

In 1974, the playing surface was named Frank Howard Field for the legendary coach because of his long service and dedication to the University.

Luckily, the stadium wasn't built behind the Y.

Largest Death Valley Crowds

| Rk | Attendance | Date | Opponent | Score |
|-----|------------|----------|----------------|-------|
| 1. | 86,092 | 10-23-99 | Florida State | 14-17 |
| 2. | 85,872 | 11-19-94 | South Carolina | 7-33 |
| 3. | 85,187 | 11-18-00 | South Carolina | 16-14 |
| 4. | 85,036 | 11-3-01 | Florida State | 27-41 |
| 5. | 84,869 | 10-20-01 | North Carolina | 3-38 |
| 6. | 84,867 | 11-19-88 | South Carolina | 29-10 |
| 7. | 84,576 | 9-17-88 | Florida State | 21-24 |
| 8. | 84,423 | 11-21-98 | South Carolina | 28-19 |
| 9. | 83,909 | 11-23-02 | South Carolina | 27-20 |
| 10. | 83,823 | 11-17-90 | South Carolina | 24-15 |
| 11. | 83,752 | 10-14-00 | Maryland | 35-14 |
| 12. | 83,428 | 11-25-06 | South Carolina | 28-31 |
| 13. | 83,356 | 10-15-88 | Duke | 49-17 |
| 14. | 83,312 | 11-21-92 | South Carolina | 13-24 |
| 15. | 83,194 | 9-28-91 | Georgia Tech | 9-7 |
| 16. | 83,170 | 9-12-92 | Florida State | 20-24 |
| 17. | 83,127 | 10-6-90 | Georgia | 34-3 |
| 18. | 82,929 | 11-23-96 | South Carolina | 31-34 |
| 19. | 82,630 | 10-21-06 | Georgia Tech | 31-7 |
| 20. | 82,492 | 11-22-86 | South Carolina | 21-21 |
| 21. | 82,372 | 11-20-04 | South Carolina | 29-7 |
| 22. | 82,333 | 10-12-91 | Virginia | 21-21 |
| 23. | 82,093 | 11-24-84 | South Carolina | 21-22 |

Largest Campus Stadiums

| Rk | Stadium | School | Capacity |
|-----|--------------------------|-----------------|----------|
| 1. | Michigan Stadium | Michigan | 107,501 |
| 2. | Beaver Stadium | Penn State | 107,282 |
| 3. | Neyland Stadium | Tennessee | 102,037 |
| 4. | Ohio Stadium | Ohio State | 101,568 |
| 5. | Sanford Stadium | Georgia | 92,746 |
| 6. | Tiger Stadium | Louisiana State | 92,400 |
| 7. | Bryant-Denny Stadium | Alabama | 92,138 |
| 8. | Ben Hill Griffin Stadium | Florida | 88,548 |
| 9. | Jordan-Hare Stadium | Auburn | 87,451 |
| 10. | Texas Memorial Stadium | Texas | 85,123 |
| 11. | Kyle Field | Texas A&M | 82,600 |
| 12. | Doak S. Campbell Stadium | Florida State | 82,300 |
| 13. | Memorial Stadium | Oklahoma | 82,112 |
| 14. | Memorial Stadium | Clemson | 81,500 |
| 15. | Memorial Stadium | Nebraska | 81,067 |

New Locker Room & Player Lounge



When Clemson's football players returned to campus for the second session of summer school of 2004, they reported to a new football locker room and player lounge area within the Jervy Athletic Center. The 4,200-square-foot facility has all the modern conveniences, including a player lounge that includes seven plasma televisions and four computer work stations. The lounge also features murals that document Clemson's greatest players, greatest victories, and prominent former players who have gone on to play in the NFL.

The following is a rundown of the some of the features of Clemson's new lounge and locker room area:

- The locker room area is divided into eight sections, with the lockers corresponding to each player's uniform number. There are 115 lockers in all. Each section of the locker room is highlighted by a logo and picture of historical significance from a bowl game Clemson has played in. Each section also features large interchangeable action photos of recent Clemson players.
- Each player has a new mahogany locker that features a helmet storage area and a storage compartment below a padded seat. There is also a private lock box for personal items.
- Each locker features a large Tiger Paw that introduces the helmet storage area and a personalized name plate.
- The lounge area features seven plasma televisions, complete with split-screen capabilities. All are tied to a central video hub. The television area also contains an Academic Hall of Fame, complete with photographs and accomplishments of Clemson's academic All-Americans and award winners.
- The lounge also features four computer work stations to enhance communications capabilities with professors or advisors at Vickery Hall.
- One wall of the lounge contains a complete list (by team) of every former Tiger who has played in an NFL game. Another wall is a mural of Clemson's All-Century team (chosen in 1996 in conjunction with the 100th year of Clemson football).
- The entrance is dominated by a 30'x9' picture of Death Valley taken at night from Howard's Rock.
- The locker room and lounge areas also feature pictures from Clemson's 13 ACC Championship teams and the 1981 National Championship team.
- The back of the locker room, which has a new exit to the practice field, features a picture of Clemson football players running down the Hill and rubbing Howard's Rock. It is the last image seen by each Clemson player as he heads to the practice field.





WestZone

Funds for the WestZone have come from private donations, the assistance of IPTAY, existing athletic department funds, and the issue of state bonds. Completing the WestZone Initiative will have a profound effect on Clemson recruiting efforts and the overall quality of the Tiger athletic program.

The initial construction of the WestZone added approximately 142,000 square feet to the stadium on four levels, and finishing will add approximately 50,000 square feet of new space and reconfigure approximately 12,000 square feet of existing space.

The strength & conditioning area will be located in the southwest corner of the WestZone. Concrete retaining walls have been installed on the south and west sides of this area during Phase I. This area will consist of an open floor space on level-one with a Mezzanine level on the west end of the open room.

"The footprint for the football strength & conditioning facility is already there in the WestZone building," remarked Clemson Associate Athletic Director Robert Ricketts. "We're just completing the facility."

The equipment room will be expanded to include, among other items, new offices and a new laundry room. When completed, the expanded equipment room and storage will occupy about 6,000 square feet of space.

The football staff offices and meeting rooms will be composed of approximately 4,000 square feet of existing space and 18,000 square feet of new space. The new space will be built on the outside of the WestZone building facing Lot 5.

The work will include offices for the head coach, assistant coaches, and support staff along with position meeting rooms and a 150-seat auditorium with a sloped floor and theater seating. A portion of the existing recruiting room will be used for the new offices and meeting rooms, requiring the existing recruiting area to be expanded to the north.

The training room, located on the north side of the home team's locker room, will be expanded to include a new hydrotherapy room, new offices, and examination rooms. The training room will occupy about 6,200 square feet of space.

The level-three concourse will be expanded with the addition of the football



In its second season, the WestZone gives fans a unique gameday experience at Memorial Stadium. When construction is completed, the facility will house all football operations.

offices. This space, the roof of the new football offices, will be utilized for gameday marketing activities and to provide fans additional space to gather inside the stadium.


Clemson is committed to building a model sports program - one that propels our university into achieving and maintaining national athletic rankings that rivals our competitors. The WestZone is a major step forward in building a total sports program.

When the WestZone is completed, Clemson will be better able to recruit and nurture top-quality

student-athletes, attract and retain outstanding coaches and staff, provide recruits and fans outstanding facilities, and promote Clemson school spirit.

Athletic Director Dr. Terry Don Phillips has made the completion of the WestZone a top priority for athletics, and he acknowledges the challenge in finishing the project. "We have a lot of work to do," he said. "But this is one of the universities in America that can get it done."

To be a consistent contender at the highest level of competition, Clemson must recruit the best student-athletes in the nation - student-athletes who can compete both academically and athletically. The nation's best recruits are impressed by superior facilities, top coaches, and a strong sense of excitement along with school spirit. They





Tommy Bowden on WestZone

"This is the first time we have had three top-20 recruiting classes in a row. As I have mentioned several times, I don't think it is a coincidence that those high rankings started when we started the WestZone project. It is a very impressive building.

"Now that we have tangible evidence, I think there is no doubt that that is the correlation. Yes, we have beaten the Miamis, the Florida States, the Tennessees, gone to bowl games, and done some of those things.

"Our graduation rates have been a piece of the puzzle when parents come on campus and they see our success.

"If you look at the one common denominator that is the most influential and impressive, it's the WestZone project. In convincing players that Clemson is giving more than a verbal pledge to a championship-type team, the WestZone is the tangible evidence, not just the verbal."

desire an environment in which they will have a positive, nurturing experience.

"It is not a coincidence that the quality of our recruiting classes has improved dramatically since we began moving dirt and pouring mortar in the West endzone of Memorial Stadium," said Head Coach Tommy Bowden.

Coaching is the most critical component of such an environment. An outstanding coach can sometimes transform meager resources into a good program, but the greatest success comes when top-quality coaching combined with top-quality facilities allows that coach to recruit successfully on a consistent and continuing basis.

James Davis, 2005 ACC Rookie-of-the-Year, said that one of the biggest contributing factors in coming to Clemson was the University's commitment to upgrading facilities. "Does Clemson want to be a championship program?" asked Davis when considering Clemson. "The WestZone initiative showed me that it does."

Building success requires building for success. While the WestZone is located in Memorial Stadium, the completed project will provide resources for Clemson's total sports program, permitting all Tiger



A new, spacious locker room was added on the ground floor of the WestZone.

teams and athletes to compete with the nation's best. Moving all football operations to the WestZone will open up space in the Jervy and McFadden buildings for the other 18 sports to improve their facilities for recruiting, and have more office, training, conditioning, and sports medicine space. This will greatly enhance the overall performance, both on and off the field of competition, for all 19 Clemson sports.

Jay Crout, Clemson men's swimming & diving two-time team captain, said, "With the football

program's move to the WestZone, the Jervy weightroom will be completely devoted to Olympic sports, providing a recruiting advantage that very few schools will be able to match. These sports will be able to expand into the McFadden building, providing considerably more room for the staff and coaches of every team. These may seem like minor benefits, but

these things can be the small changes that help make the difference in all of our teams winning more conference championships."

Clemson Recruiting Rankings

| Year | PrepStar | Scout.com | Rivals.com | Lemming |
|------|----------|-----------|------------|---------|
| 2003 | NR | 43 | 67 | NR |
| 2004 | NR | 40 | 53 | NR |
| 2005 | 18 | 21 | 17 | 22 |
| 2006 | 14 | 22 | 15 | 16 |
| 2007 | 22 | 23 | 16 | 18 |

NR - not ranked in top 25 (PrepStar and Lemming only rank top 25)



With the WestZone's opening last fall, it was apparent on gameday that former student-athletes, football players in particular, were giving back. Justin Miller, Michael Dean Perry, and Chester McGlockton (above) are among the many who have made gifts to the WestZone.





Strength & Conditioning

One of the most important facilities on the Clemson athletic landscape is the strength & conditioning facility. Located in Jervy Athletic Center, it has continued to keep up with one of the most progressive areas in college sports. Director of Strength & Conditioning Joey Batson, who is in his 11th year, makes sure Clemson student-athletes in all sports are ready for competition.

In the summer of 2004, he oversaw a third major facility enhancement. When he came to Clemson, the facility covered 11,000 square feet. It has continued to grow and now covers nearly 15,000 square feet. It is one of the most modern all-around facilities in the country.

The following improvements were made:

- State-of-the-art sound system
- Eight flat-screen plasma televisions
- State-of-the-art ventilation system
- New lighting system
- 10 new multi-functional Clemson power racks
- Mondo-rubber flooring throughout entire weight room
- New orange upholstery on all weightlifting equipment
- New paint on surrounding walls and columns
- Carpeting in entrances and offices
- Front entrance drop ceiling
- Metal overlay for awards displays
- Reconstruction of entryway walls
- Computerized information display

The plush atmosphere provides an interesting contrast to the physical exertion that takes place within the facility. When a Tiger student-athlete en-

ters the etched-glass doors, he is greeted by nearly \$700,000 worth state-of-the-art equipment.

The 10 plasma televisions are positioned throughout the facility and are used for training and instruction, as strength coaches film athletes and work with them on their form.

Clemson has a staff of five full-time strength coaches along with four graduate assistant coaches, and numerous student assistant coaches who ensure a Tiger football player receives as much individual attention as possible. Training programs are position specific, and are designed to meet the specific needs of each student-athlete.

Batson is one of the most highly-regarded strength coaches in the country. In his 10 years directing the program, he has coached 14 strength All-Americans. He is a major reason the Clemson football program has been to a bowl game in eight of his 10 years. Also,

nine of his former assistant strength coaches at Clemson are now strength training directors at NFL or college programs.


Strength All-Americans

| | |
|------|---|
| 1981 | Jeff Davis, LB Jeff Bryant, DT Lee Nanney, OT |
| 1983 | William Perry, MG |
| 1984 | Kenny Flowers, TB |
| 1985 | Jim Riggs, TE |
| 1986 | Ty Granger, OT |
| 1987 | Danny Pearman, TE |
| 1988 | Donnell Woolford, DB |
| 1989 | Vince Taylor, LB |
| 1990 | Levon Kirkland, OLB |
| 1991 | Mike Brown, C |
| 1992 | Brentson Buckner, DT |
| 1993 | Stacy Seegars, OG |
| 1994 | Nelson Welch, PK |
| 1995 | Brian Dawkins, SS |
| 1996 | Raymond White, MG |
| 1997 | Lamont Hall, TE |
| 1998 | Jason Gamble, C |
| 1999 | Damonte McKenzie, DL |
| 2000 | Terry Jolly, DT |
| 2001 | Woodrow Dantzler, QB T.J. Watkins, OG Kyle Young, C |
| 2002 | Nick Eason, DT |
| 2003 | John Leake, LB Gregory Walker, OT |
| 2004 | Leroy Hill, LB |
| 2005 | Steven Jackson, FB |
| 2006 | Dustin Fry, C Anthony Waters, LB |

Dedication Award

| | |
|------|--|
| 1985 | Kenny Flowers, TB John Phillips, OG |
| 1986 | Ty Granger, OT |
| 1987 | Mark Drag, MG |
| 1988 | Jeff Bak, C Mark Drag, MG |
| 1989 | Levon Kirkland, OLB |
| 1990 | Arthur Bussie, DT Curtis Whitley, C |
| 1991 | Ashley Sheppard, OLB |
| 1992 | Warren Forney, DT |
| 1993 | Ed Glenn, TE Stephon Wynn, TE |
| 1994 | Ed Glenn, TE |
| 1995 | Patrick Sapp, OLB |
| 1996 | Raymond White, MG |
| 1997 | Jason Gamble, C |
| 1998 | Jason Gamble, C |
| 1999 | Kyle Young, C |
| 2000 | Kyle Young, C Nick Eason, DT |
| 2001 | Chad Carson, LB Kyle Young, C |
| 2002 | Nick Eason, DT Jackie Robinson, WR |
| 2003 | Tony Elliott, WR J.J. Howard, DE |
| 2004 | Maurice Fountain, DE Steven Jackson, FB |
| 2005 | Chip Myrick, OG Anthony Waters, LB |
| 2006 | Chansi Stuckey, WR Anthony Waters, LB |





Joey Batson

Director of Strength & Conditioning

Now in his 11th year as director of strength & conditioning at Clemson, Joey Batson brings much experience to the position. Batson was familiar with the Tiger program before he started his career in a full-time capacity, having served as a graduate assistant in the strength & conditioning area from 1985-88. In the course of his professional career, he has pioneered many training techniques in the strength, speed, and conditioning fields. Referred to by Batson as "Not So Basic Strength Training," the collection of innovative techniques has led to impressive results by many Tiger players over his career.

Batson has had a strong impact on the program since he became director in 1997. He has had much to do with the success of Tommy Bowden's program, helping the Tigers to seven bowl games and three top-25 finishes. In his 10 previous years, Clemson has had 14 football players who were named strength All-Americans, including Dustin Fry and Anthony Waters in 2006.


An example of his respect level in the profession is demonstrated by the number of former assistants (9) who are now assistants or directors at other universities or NFL teams.

Prior to his return to Clemson, Batson served as the first full-term director of strength training at Furman. In 1996, he was named Strength & Conditioning Professional-of-the-Year in the Southern Conference by the National Strength & Conditioning Coaches Association. In addition to his four years at Furman, he also worked as the director of strength & conditioning at Bowling Green, and served a year at South Carolina as assistant director of strength & conditioning.

Not only does Batson bring professional experience to the position, he brings experience as a player at the collegiate level. The Greenville, SC native was a tight end at The Citadel in 1979 before transferring to Newberry, where he was a two-year letterman and team co-captain as a senior. Batson earned his B.A. degree in physical education from Newberry and his masters in education from Clemson in 1988.

Batson is a Specialist in Sports Conditioning (SSC) and Masters of Sport Science (MSS) through the International Sports Sciences Association, and is a member of several other professional groups, which include the National Strength & Conditioning Coaches Association. He has completed the Club Coach Certification program by the United States Weightlifting Federation. He also serves as one of the state directors for the National Association of Speed & Explosion.

Batson, who started his employment as director on June 2, 1997, is married to the former Susan Malone of Greenville, SC. The couple has two children, Michael (11) and Benjamin (8).



Joey Batson is one of the top strength & conditioning directors in the country. He has had 14 football strength All-Americans in his 10 seasons overseeing the Clemson strength & conditioning program.





1981 National Championship Season

September 5: Clemson 45, Wofford 10

Wofford, an NAIA school at the time, was a late addition to the schedule when Villanova dropped football in March of 1981. At the end of the first quarter, the score was tied 3-3. Think of the odds one could have gotten against Clemson winning the national championship at the end of that first quarter. Homer Jordan hit Perry Tuttle with an 80-yard touchdown pass for Clemson's first touchdown of the season, and Jordan added a 14-yard run by halftime to give Clemson a 17-3 lead at intermission. Clemson won the second half 28-7, but the Terriers wingbone offense gained 165 yards on the ground. Only Nebraska had more yards rushing against Clemson in 1981.

September 12: Clemson 13, Tulane 5

Clemson played its first-ever game indoors, defeating Tulane in a defensive struggle. All five Clemson defensive backs had at least one interception in the game, and the Clemson defense forced seven turnovers overall. Tulane scored on a field goal and a safety to take a 5-0 lead at the end of the first quarter. But, Clemson's defense allowed just 40 yards rushing in the contest and just 177 yards of total offense altogether. Jeff Davis had 20 tackles, while Terry Kinard had 12 tackles and an interception.

September 19: Clemson 13, Georgia 3

Clemson forced the defending national champion Georgia Bulldogs into nine turnovers on the afternoon, still the most in history by a Clemson opponent, in defeating the fourth-ranked Vince Dooley coached team. The 13-3 victory was the only regular-season defeat for Georgia during the Herschel Walker era (1980-82). Clemson held a 10-0 lead at intermission in front of a frenzied Death Valley crowd on an eight-yard touchdown pass from Homer Jordan to Perry Tuttle, and a 39-yard field goal by Donald Igwebuike. The two teams traded field goals in the second half for the final score of 13-3. Walker rushed for 111 yards in 28 attempts, but never crossed the Clemson goalline. Jordan, a native of Athens, GA, had 59 yards rushing and hit 11-18 passes for 135 yards. Clemson wore orange pants for the first time in 1981.

October 3: Clemson 21, Kentucky 3

For the fourth straight game, Clemson did not lead at the end of the first quarter. In fact, the Wildcats had a 3-0 lead at intermission. But, Clemson took the second-half kickoff and drove 83 yards in 13 plays, as Kevin Mack went 11 yards for a touchdown. Clemson scored on its next possession after a Kentucky fumble. The Tigers drove 94 yards for a touchdown on its final scoring drive in the fourth quarter to victory going away. Chuck McSwain, who had 107 yards rushing on 20 carries, scored on a three-yard plunge to culminate the scoring drive. Clemson outgained Kentucky 213-97 during the second half and moved to #9 in the nation after the victory.

October 10: Clemson 27, Virginia 0

Clemson opened its ACC schedule with a 27-point thrashing of Virginia, its 21st straight victory over the Cavaliers in the series. Clemson finally took a lead at the end of the first quarter on a field goal by Donald Igwebuike. Cliff Austin scored two touchdowns and Jeff McCall scored another, as the Tigers gained 265 yards on the ground in the game. Homer Jordan connected on 9-16 passes for 161 yards as wekk.

October 17: Clemson 38, Duke 10

Clemson's offense continued its improvement, especially from a balanced standpoint, and the Tiger defense held its incredible dominance in a 28-point victory at Duke. Clemson gained 323 yards rushing and 240 passing. Jordan was 13-19 for 198 yards passing and added 47 yards on the ground. Cliff Austin had the top rushing game of the season by a Tiger with 178 yards on 19 carries, including a non-scoring 77-yard run. Duke had 23 first downs in the game, but scored just one touchdown. The Blue Devils ran six plays from the one yard line during one drive, yet failed to score a touchdown on the possession.

October 24: Clemson 17, N.C. State 7

N.C. State scored the first rushing touchdown of the season against the Clemson defense on a 13-yard run by Laramount Lawson on the Pack's second drive of the game. But, Jeff Davis and company

Final 1981 AP Poll

| Rk | Team | Head Coach | W-L |
|-----|---------------------|------------------------|--------|
| 1. | Clemson | Danny Ford | 12-0 |
| 2. | Texas | Fred Akers | 10-1-1 |
| 3. | Penn State | Joe Paterno | 10-2 |
| 4. | Pittsburgh | Jackie Sherrill | 11-1 |
| 5. | Southern Methodist | Ron Meyer | 10-1 |
| 6. | Georgia | Vince Dooley | 10-2 |
| 7. | Alabama | Bear Bryant | 9-2-1 |
| 8. | Miami (FL) | Howard Schnellenberger | 9-2 |
| 9. | North Carolina | Dick Crum | 10-2 |
| 10. | Washington | Don James | 10-2 |
| 11. | Nebraska | Tom Osborne | 9-3 |
| 12. | Michigan | Bo Schembechler | 9-3 |
| 13. | Brigham Young | LaVell Edwards | 11-2 |
| 14. | Southern California | John Robinson | 9-3 |
| 15. | Ohio State | Earle Bruce | 9-3 |
| 16. | Arizona State | Darryl Rogers | 9-2 |
| 17. | West Virginia | Don Nehlen | 9-3 |
| 18. | Iowa | Hayden Fry | 8-4 |
| 19. | Missouri | Warren Powers | 8-4 |
| 20. | Oklahoma | Barry Switzer | 7-4-1 |

took control in the second half and allowed the Pack just 87 yards rushing for the entire game. Homer Jordan had just 43 yards passing, but gained 104 yards rushing in 21 attempts. Jeff McCall locked up the game with a 15-yard touchdown run with 8:30 left. Clemson moved up to number-three in the AP poll after the game, the highest ranking in Clemson history.

October 31: Clemson 82, Wake Forest 24

The Clemson offense exploded on this Halloween day game. The Tigers set 21 school, stadium, and conference records on the afternoon, including 536 yards rushing and 756 yards of total offense. Eleven different Clemson players had rushing yardage and nine different players scored points. When Craig Crawford scored on a 72-yard run, no one in the press box, nor the stadium knew who he was because he was not even on the pregame roster. Clemson was a perfect 12-12 on third-down conversions in the game. Homer Jordan passed for 180 yards, including seven catches for 161 yards by Perry Tuttle, whose 75-yard touchdown reception on the first play of the third quarter gave Clemson a 55-14 lead.



1981 NATIONAL CHAMPIONS



1982 Orange Bowl Champions

CLEMSON TIGERS

1981 ACC Champions



2 0 0 7 T I G E R F O O T B A L L



November 7: Clemson 10, North Carolina 8

The showdown for ACC supremacy took place in Chapel Hill. It was ninth-ranked North Carolina against second-ranked Clemson, the first meeting of top 10 ACC teams in league history. Clemson led 7-5 at halftime thanks to an 81-yard drive that ended with a seven-yard run by Jeff McCall. The two teams traded field goals in the third period, making the score 10-8 heading into the fourth period. Dale Hatcher hit a 47-yard punt out of bounds at the Tar Heel two. But, North Carolina drove to their 40. With 57 seconds left, Jeff Bryant recovered an errant lateral to preserve the win. Bryant seemed to be the only player on either team who thought it was a backwards pass and his hustle play allowed Clemson to keep its perfect record.

November 14: Clemson 21, Maryland 7

Clemson clinched its seventh ACC title in history with a 21-7 victory over Maryland, Clemson's most bitter rival of the era. Homer Jordan was masterful, completing 20-29 passes (including 15-18 in the first half) for 270 yards and three touchdowns as he picked apart Maryland's wide-tackle six defense. Perry Tuttle caught 10 passes for 151 yards to become Clemson's all-time reception leader. Classmate Jerry Gaillard had his first touchdown reception of his four year career in his final home game. Clemson outgained Maryland 469-236 and had 28 first downs on offense. Boomer Esiason was the sophomore quarterback for Maryland and he had just 15-38 for 167 passing on the day.

November 21: Clemson 29, South Carolina 13

The Tigers concluded their first perfect season since 1948 with a 29-13 win in Columbia. South Carolina had a 7-6 lead after the first period behind a Johnnie Wright one-yard run. But, Clemson turned the game on a blocked punt by Rod McSwain. The ball was recovered in the endzone by Johnny Rembert. Both players would go on to be teammates with the New England Patriots. A Jordan touchdown run of 11 yards and a Bob Paulling field goal gave Clemson a 15-7 lead at intermission. While Rod McSwain provided the big play of the first half, Chuck McSwain took over in the second and ended the game with 151 yards rushing.

January 1: Clemson 22, Nebraska 15

Clemson claimed its first National Championship by defeating Nebraska 22-15 in the Orange Bowl. It was Clemson's first Orange Bowl appearance in 25 years. Homer Jordan completed 11-22 passes and had 180 yards total offense in leading the Clemson offense. Jeff Davis had 14 tackles, while Bill Smith, now on the Clemson Board of Trustees, had a career-high 10 tackles. Clemson allowed just one pass completion during the second half. Cliff Austin, who had scored the deciding touchdown in the Gator Bowl win over Ohio State in 1978, had a key touchdown in the third period in this victory.

Notes of Interest on the 1981 Team

- Clemson won its first national title in any sport and the first for the ACC in football in 28 years.
- Clemson had five different players earn All-America honors, more than any other Tiger team in history.

- There was no controversy concerning the voting of the National Champion in 1981. Clemson ended the season as the only undefeated, untied team in Division I after the bowl games and was the only team with three wins over top-10 teams.
- Coach Danny Ford, at age 33 at the time, remains the youngest coach in history of college football to win the National Championship.
- Clemson forced 41 turnovers in the 12 games, still a Clemson record for turnovers forced in a season.
- During one stretch in the season the Clemson defense held the opposition without a touchdown for 18 straight quarters and no team had a rushing touchdown against Clemson the first seven games of the season.
- Clemson won the national championship in 1981 after going 6-5 the previous season. The Tigers were unranked in every preseason poll entering 1981.
- Clemson's improvement of 5.5 games from 1980 to 1981 was the largest improvement in the nation.
- Only one team had more time of possession than Clemson all season, Wofford.
- Clemson had the lead at the end of the first period in just four of the 12 games.
- Clemson scored 316 points in the regular season of 1981, the exact same total Georgia scored in its 11-game regular season of 1980, the year the Bulldogs won the national championship.
- Good health was a big reason for Clemson's success in 1981. Only five different starters missed any games all season and no one missed more than two games. A collective total of only eight games were missed by five starters all season.
- No opponent had a run from scrimmage longer than 26 yards and no opponent had a play over 30 yards all season. The longest touchdown play against Clemson was 25 yards, on a halfback option pass from Mike Rozier to Anthony Steels of Nebraska in the Orange Bowl.
- During offseason conditioning in the summer of 1981 strength coach George Dostal constructed a simple sign for his strength training facility: 1982 Orange Bowl, Clemson vs. Nebraska.
- The Clemson senior student who was in charge of pep rallies for the 1981 season was former CBS This Morning Anchor Jane Robelot.
- The day after Clemson defeated North Carolina in Chapel Hill, NC, placekicker Donald Igwebuike flew to Maryland where Clemson's third-ranked soccer team defeated Maryland 4-0 to clinch the ACC. Igwebuike played on two ACC championship teams that fall that finished in the top 10 in the nation.

Records Set in 1981 that Stand Today

- Points vs. an ACC opponent, 82 vs. Wake Forest, 10/31
- Rushing yards in the modern era, 536 vs. Wake Forest, 10/31
- Total offense yards in a game, 756 vs. Wake Forest, 10/31
- Third-down conversion percentage in a game, 100.0 (12-12) vs. Wake Forest, 10/31
- Turnovers forced in a game, 9 vs. Georgia, 9/19
- Wins in a season, 12
- Wins over top-10 teams in a season, 3
- Turnovers forced in a season, 41

Team Honors & Awards

- **Associated Press** National Champions
- **United Press International** National Champions
- **Sporting News** National Champions
- **Sports Illustrated** National Champions
- Football Writers Association National Champions
- Football Coaches Association National Champions
- Washington Touchdown Club National Champions
- **Chicago Tribune** Fans National Champions
- Orange Bowl Champions
- Atlantic Coast Conference Champions
- Second in nation in Scoring defense
- Seventh in nation in rushing defense
- Seventh in nation in turnover margin
- Eighth in nation in total defense
- Nation's most improved team (+5.5 games)

All-Americans

- **Jeff Bryant** - **Football News** (2nd team)
- **Jeff Davis** - Kodak (1st team), UPI (1st team), Football Writers (1st team), **Football News** (1st team), **Associated Press** (2nd team)
- **Terry Kinard** - Associated Press (1st team), NEA (1st team), Football Writers Association (1st team), WTBS TV (1st team)
- **Lee Nanney** - UPI (2nd team)
- **Perry Tuttle** - **The Sporting News** (1st team), NEA (1st team), **Football News** (2nd team)

Head Coach Danny Ford

- Football Writers Association National Coach-of-the-Year
- **United Press International** National Coach-of-the-Year
- American Football Coaches Association National Coach-of-the-Year
- **WTBS** National Coach-of-the-Year
- Washington Touchdown Club National Coach-of-the-Year
- ACC Coach-of-the-Year

1981 Tigers in the NFL

| Player, Pos. | Pro Bowls | S.B. Champ. | Draft Round | NFL Years |
|----------------------|-----------|-------------|-------------|-----------|
| Cliff Austin, RB | --- | --- | 3 | 5 |
| Dan Benish, DT | --- | 1 | FA | 6 |
| Jeff Bryant, DT | --- | --- | 1 | 12 |
| Brian Clark, OT | --- | --- | 12 | 1 |
| Kenny Danforth, SS | --- | --- | FA | 1 |
| Billy Davis, DB | --- | --- | FA | 1 |
| Jeff Davis, LB | --- | --- | 5 | 6 |
| Ty Davis, DB | --- | 1 | 3 | 3 |
| K.D. Dunn, TE | --- | --- | 5 | 3 |
| Dale Hatcher, P | 1 | --- | 3 | 7 |
| Andy Headen, OLB | --- | 1 | 8 | 6 |
| Donald Igwebuike, PK | --- | --- | 10 | 6 |
| Homer Jordan, QB# | --- | --- | FA | 1 |
| Terry Kinard, FS | 1 | 1 | 1 | 8 |
| Kevin Mack, FB | 2 | --- | 1 | 9 |
| Jeff McCall, FB | --- | 1 | 7 | 1 |
| Chuck McSwain, RB | --- | --- | 5 | 3 |
| Rod McSwain, DB | --- | --- | 3 | 7 |
| William Perry, MG | --- | 1 | 1 | 10 |
| Reggie Pleasant, DB* | --- | --- | 6 | 2 |
| Johnny Rembert, OLB | 1 | --- | 4 | 10 |
| Perry Tuttle, WR^ | --- | --- | 1 | 3 |

- played three years in the CFL; * - played 10 years in the CFL; ^ - played seven years in the CFL



Clemson's Bowl History

Sports Illustrated

JANUARY 11, 1982 \$1.50

No. 1

Orange Bowl Hero
Perry Tuttle
of Clemson





Clemson has a rich bowl tradition. The Tigers have a 15-14 record in bowl games, and the 15 bowl victories are 18th-most in NCAA history. Clemson's first bowl game was in the 1940 Cotton Bowl when the Tigers defeated Frank Leahy and Boston College 6-3.

Clemson has appeared in a bowl game 18 of the last 22 seasons. That is the ninth-most bowl appearances since 1985.

Clemson has beaten some of the top programs in college football history in bowl games. The list of schools Clemson has beaten in a bowl game includes prominent programs Colorado, Miami (FL), Nebraska, Ohio State, Oklahoma, Penn State, Stanford, Tennessee, and West Virginia.

Clemson won its first three bowl games, victories over Boston College, Missouri, and Miami (FL). The three coaches Clemson defeated in those games were Frank Leahy, Don Faurot, and Andy Gustafson, and all three are in the College Football Hall of Fame.

Clemson has a football program that has been steady over the years in bowl games, no matter who has led the program as head coach. No less than six different head coaches (Jess Neely, Frank Howard, Danny Ford, Ken Hatfield, Tommy West, and Tommy Bowden) have all won bowl games for the Tigers.

Overall, eight of Clemson's 15 bowl victories have come against coaches who are in the College Football Hall of Fame. Clemson has four bowl victories over coaches who are in the 200-victory club. Woody Hayes of Ohio State, Tom Osborne of Nebraska, Paterno and Nehlen are all coaches with at least 200 wins who lost bowl games to Clemson.



Banks McFadden led the Tigers to a 6-3 win over Boston College in the 1940 Cotton Bowl, giving Clemson its first-ever bowl win.

Clemson's Bowl Results (15-14)

| Year | Bowl | Site | Opponent | W-L | Score |
|------|---------------|------------------|-------------------|-----|-------|
| 1939 | Cotton | Dallas, TX | Boston College | W | 6-3 |
| 1948 | Gator | Jacksonville, FL | Missouri | W | 24-23 |
| 1950 | Orange | Miami, FL | Miami (FL) | W | 15-14 |
| 1951 | Gator | Jacksonville, FL | Miami (FL) | L | 0-14 |
| 1956 | Orange | Miami, FL | Colorado | L | 21-27 |
| 1958 | Sugar | New Orleans, LA | Louisiana State | L | 0-7 |
| 1959 | Bluebonnet | Houston, TX | Texas Christian | W | 23-7 |
| 1977 | Gator | Jacksonville, FL | Pittsburgh | L | 3-34 |
| 1978 | Gator | Jacksonville, FL | Ohio State | W | 17-15 |
| 1979 | Peach | Atlanta, GA | Baylor | L | 18-24 |
| 1982 | Orange | Miami, FL | Nebraska | W | 22-15 |
| 1985 | Independence | Shreveport, LA | Minnesota | L | 13-20 |
| 1986 | Gator | Jacksonville, FL | Stanford | W | 27-21 |
| 1987 | Citrus | Orlando, FL | Penn State | W | 35-10 |
| 1988 | Citrus | Orlando, FL | Oklahoma | W | 13-6 |
| 1989 | Gator | Jacksonville, FL | West Virginia | W | 27-7 |
| 1990 | Hall of Fame | Tampa, FL | Illinois | W | 30-0 |
| 1991 | Citrus | Orlando, FL | California | L | 13-37 |
| 1993 | Peach | Atlanta, GA | Kentucky | W | 14-13 |
| 1995 | Gator | Jacksonville, FL | Syracuse | L | 0-41 |
| 1996 | Peach | Atlanta, GA | Louisiana State | L | 7-10 |
| 1997 | Peach | Atlanta, GA | Auburn | L | 17-21 |
| 1999 | Peach | Atlanta, GA | Mississippi State | L | 7-17 |
| 2000 | Gator | Jacksonville, FL | Virginia Tech | L | 20-41 |
| 2001 | Humanitarian | Boise, ID | Louisiana Tech | W | 49-24 |
| 2002 | Tangerine | Orlando, FL | Texas Tech | L | 15-55 |
| 2003 | Peach | Atlanta, GA | Tennessee | W | 27-14 |
| 2005 | Champs Sports | Orlando, FL | Colorado | W | 19-10 |
| 2006 | Music City | Nashville, TN | Kentucky | L | 20-28 |

Note: Years are regular season, not necessarily the calendar year the game was played.

Clemson has bowl wins over some of the greatest coaches in college football history:

- Frank Leahy, the second-winningest coach in college football history on a winning-percentage basis, when Clemson defeated Boston College in the 1940 Cotton Bowl.
- Joe Paterno of Penn State, the second-winningest coach in Division I college football history on a total-wins basis, when Clemson defeated Penn State 35-10 in the 1988 Citrus Bowl. It is still the largest



Tracy Johnson rushed for 88 yards and three touchdowns in the Tigers' 35-10 victory over Penn State in the 1988 Citrus Bowl.

margin of defeat in a bowl game for Paterno, who is the winningest coach in college history in terms of victories in bowl games.

• Woody Hayes of Ohio State, the ninth-winningest coach in college football history (Division I) on a total-victories basis, when Clemson defeated the Buckeyes 17-15 in the 1978 Gator Bowl, Hayes's last game as coach.

• Barry Switzer of Oklahoma, the fourth-winningest coach in Division I college football history on a winning-percentage basis, when Clemson defeated Oklahoma in 1989 Citrus Bowl, Switzer's final game as a college coach.

• Tom Osborne of Nebraska, the seventh-winningest coach in college football (Division I) history on a total-wins basis, when Clemson defeated the Cornhuskers in the 1981 Orange Bowl, which gave the Tigers their only national title.

• Don Nehlen of West Virginia, the 14th-winningest coach in Division I history when Clemson downed the Mountaineers 27-7 in the 1989 Gator Bowl.

• Phillip Fulmer of Tennessee, the second-winningest active coach in Division I, when the Tigers defeated a #6 Tennessee team 27-14 in the 2004 Peach Bowl.

All-Time Bowl Victories

| Rk | Team | Wins |
|-----|---------------------------|-----------|
| 1. | Alabama | 30 |
| 2. | Southern California | 28 |
| 3. | Penn State | 25 |
| 4. | Oklahoma | 24 |
| | Tennessee | 24 |
| 6. | Georgia | 23 |
| | Texas | 23 |
| 8. | Georgia Tech | 22 |
| | Nebraska | 22 |
| 10. | Florida State | 20 |
| 11. | Mississippi | 19 |
| | Louisiana State | 19 |
| 13. | Auburn | 18 |
| | Miami (FL) | 18 |
| | Michigan | 18 |
| | Ohio State | 18 |
| 17. | Florida | 16 |
| 18. | Clemson | 15 |
| 19. | Washington | 14 |
| 20. | Notre Dame | 13 |
| | Texas A&M | 13 |
| | UCLA | 13 |

Consecutive Years Winning Bowl

| Rk | Team | Years | Wins |
|----|----------------|----------------|----------|
| 1. | Florida State | 1985-95 | 11 |
| 2. | UCLA | 1982-88 | 7 |
| | Boston College | 2000-06 | 7 |
| 4. | Georgia Tech | 1951-56 | 6 |
| | Nebraska | 1970-75 | 6 |
| | Alabama | 1975-80 | 6 |
| 7. | Clemson | 1986-90 | 5 |
| | Penn State | 1979-83 | 5 |
| | Marshall | 1998-02 | 5 |



Clemson's 57 Wins Over Ranked Opponents

| Date | Site | Opponent | AP-Coach | Score |
|-----------------|----------|-----------------------|--------------|--------------|
| 1-1-40 | N1 | Boston College | 11-NP | 6-3 |
| 11-13-48 | A | Wake Forest | 19-NP | 21-14 |
| 9-30-50 | A | Missouri | 17-NP | 34-0 |
| 10-28-50 | A | Wake Forest | 17-NR | 13-12 |
| 1-1-51 | N2 | Miami (FL) | 15-16 | 15-14 |
| 10-9-54 | N3 | Florida | 14-17 | 14-7 |
| 11-3-56 | H | Virginia Tech | 16-NR | 21-6 |
| 9-19-59 | A | North Carolina | 12-NP | 20-18 |
| 12-19-59 | N4 | Texas Christian | 7-8 | 23-7 |
| 11-18-67 | H | N.C. State | 10-10 | 14-6 |
| 10-9-71 | N5 | Duke | 14-15 | 3-0 |
| 9-17-77 | A | Georgia | 17-19 | 7-6 |
| 11-18-78 | A | Maryland | 11-11 | 28-24 |
| 12-30-78 | N6 | Ohio State | 20-NR | 17-15 |
| 11-3-79 | H | Wake Forest | 14-14 | 31-0 |
| 11-22-80 | H | South Carolina | 14-15 | 27-6 |
| 9-19-81 | H | Georgia | 4-4 | 13-3 |
| 11-7-81 | A | North Carolina | 8-9 | 10-8 |
| 1-1-82 | N2 | Nebraska | 4-4 | 22-15 |
| 11-6-82 | H | North Carolina | 18-13 | 16-13 |
| 11-13-82 | A | Maryland | 18-16 | 24-22 |
| 11-5-83 | A | North Carolina | 10-9 | 16-3 |
| 11-12-83 | H | Maryland | 11-17 | 52-27 |
| 9-20-86 | A | Georgia | 14-10 | 31-28 |
| 12-27-86 | N6 | Stanford | 20-17 | 27-21 |
| 9-19-87 | H | Georgia | 18-17 | 21-20 |
| 1-1-88 | N7 | Penn State | 20-19 | 35-10 |
| 10-15-88 | H | Duke | 22-24 | 49-17 |
| 11-19-88 | H | South Carolina | 25-21 | 29-10 |
| 1-1-89 | N7 | Oklahoma | 10-11 | 13-6 |

| | | | | |
|-----------------|----------|-----------------------|--------------|-------------------|
| 9-9-89 | A | Florida State | 16-16 | 34-23 |
| 10-21-89 | H | N.C. State | 12-12 | 30-10 |
| 12-30-89 | N6 | West Virginia | 17-17 | 27-7 |
| 10-27-90 | H | North Carolina | NR-24 | 20-3 |
| 1-1-91 | N8 | Illinois | 16-17 | 30-0 |
| 9-28-91 | H | Georgia Tech | 19-18 | 9-7 |
| 10-26-91 | H | N.C. State | 12-12 | 29-19 |
| 10-10-92 | A | Virginia | 10-10 | 29-28 |
| 11-7-92 | H | North Carolina | 18-18 | 40-7 |
| 10-2-93 | H | N.C. State | 24-23 | 20-14 |
| 11-13-93 | H | Virginia | 18-16 | 23-14 |
| 11-5-94 | A | North Carolina | 19-12 | 28-17 |
| 10-19-96 | H | Georgia Tech | 22-24 | 28-25 |
| 11-9-96 | A | Virginia | 15-16 | 24-16 |
| 9-13-97 | A | N.C. State | NR-25 | 19-17 |
| 9-11-99 | H | Virginia | 22-19 | 33-14 |
| 11-18-00 | H | South Carolina | 25-NR | 16-14 |
| 9-29-01 | A | Georgia Tech | 9-11 | (OT) 47-44 |
| 10-11-03 | H | Virginia | 25-24 | (OT) 30-27 |
| 11-8-03 | H | Florida State | 3-3 | 26-10 |
| 1-2-04 | N9 | Tennessee | 6-7 | 27-14 |
| 11-6-04 | A | Miami (FL) | 11-10 | (OT) 24-17 |
| 9-3-05 | H | Texas A&M | 17-17 | 25-24 |
| 11-12-05 | H | Florida State | 17-16 | 35-14 |
| 11-19-05 | A | South Carolina | 19-21 | 13-9 |
| 9-16-06 | A | Florida State | 9-10 | 27-20 |

Clemson's Ranked Wins Records

Top-25 Wins in a Season: 3 (1981,88, 89,03,05)
 Top-20 Wins in a Season: 3 (1981,89,05)
 Top-10 Wins in a Season: 3 (1981)
 Wins Over Top-25 Teams in Consecutive Games: ..
 2 (1982,83,05)
 Largest Victory Margin Over a Top-25 Team:
 34 (34-0 at #17 Missouri in 1950)
 Largest Victory Margin Over a Top-10 Team:
 16 (26-10 vs. #3 Florida State in 2003)
 16 (23-7 vs. #7 Texas Christian in 1959)
 Largest Victory Margin on Road vs. Top-25 Team: ..
 34 (34-0 at #17 Missouri in 1950)

10-21-06 H Georgia Tech 13-13 31-7

* - ranking unknown (polls during those years only published top 10 in the nation and listed other teams receiving votes in alphabetical order); N1 - Dallas, TX (Cotton Bowl); N2 - Miami, FL (Orange Bowl); N3 - Jacksonville, FL; N4 - Houston, TX (Bluebonnet Bowl); N5 - Norfolk, VA (Oyster Bowl); N6 - Jacksonville, FL (Gator Bowl); N7 - Orlando, FL (Citrus Bowl); N8 - Tampa, FL (Hall of Fame Bowl); N9 - Atlanta, GA (Peach Bowl); Note: Home games in **bold**.

Clemson's Highest Ranked Wins

| Year | Opponent | Site | Opp. Rk | Score |
|-------------|-------------------|----------|--------------|-------------|
| 2003 | Florida State | H | 3-3 | 26-10 |
| 1981 | Georgia | H | 4-4 | 13-3 |
| 1981 | Nebraska | N1 | 4-4 | 22-15 |
| 2003 | Tennessee | N2 | 6-7 | 27-14 |
| 1959 | Texas Christian | N3 | 7-8 | 23-7 |
| 1981 | North Carolina | A | 8-9 | 10-8 |
| 2001 | Georgia Tech | A | 9-11 | (OT) 47-44 |
| 2006 | Florida State | A | 9-10 | 27-20 |
| 1967 | N.C. State | H | 10-10 | 14-6 |
| 1983 | North Carolina | A | 10-9 | 16-3 |
| 1988 | Oklahoma | N4 | 10-11 | 13-6 |
| 1992 | Virginia | A | 10-10 | 29-28 |
| 2004 | Miami (FL) | A | 11-10 | (OT) 24-17 |
| 1986 | Georgia | A | 14-10 | 31-28 |

N1 - Miami (FL); N2 - Atlanta, GA; N3 - Houston, TX; N4 - Orlando, FL; Note: Rankings by AP and coaches, respectively; home games in **bold**.

Most Ranked Wins (2003-06)

| Top-25 Wins | | Top-20 Wins | |
|-------------|---------------------|-------------|---------------------|
| Rk | School | Rk | School |
| 1. | Ohio State | 1. | Southern California |
| 2. | Southern California | 2. | Louisiana State |
| 3. | Louisiana State | 3. | Auburn |
| | Texas | | Ohio State |
| 5. | Florida | 5. | Georgia |
| | Michigan | | Miami (FL) |
| 7. | Auburn | 7. | Florida |
| | Georgia | | Michigan |
| 9. | Miami (FL) | 9. | Texas |
| 10. | Clemson | 11. | Clemson |
| | Oklahoma | | Tennessee |
| | Virginia Tech | | Florida State |
| 13. | Tennessee | | Notre Dame |
| | Wisconsin | | West Virginia |
| 15. | Boston College | | Wisconsin |
| | Florida State | | |
| | Notre Dame | | |
| | West Virginia | | |



Willie Underwood (#20) had two interceptions for 101 yards, including a 37-yard return for a touchdown, in Clemson's 27-6 victory over #14 South Carolina on November 22, 1980.



Quarterback Will Proctor directed Clemson to a 27-20 win at #9 Florida State on September 16, 2006. It was the Tigers' third road victory over a top-10 team under Tommy Bowden.

All-Americans




O.K. Pressley, C

Clemson's first All-American, 1928




Joe Blalock, E

All-American, 1940,41



Joel Wells, RB

All-American, 1955




Joe Bostic, OG

All-American, 1977,78



Stacy Long, OT

First-Team All-American, 1989,90



Robert Carswell, FS

All-American, 2000

AP All-Americans

| Player, Pos. | Year |
|-----------------------|------|
| Banks McFadden, B | 1939 |
| Lou Cordileone, L | 1959 |
| Bennie Cunningham, TE | 1974 |
| Jerry Butler, WR | 1978 |
| Jim Stuckey, DT | 1979 |
| Terry Kinard, FS | 1981 |
| Terry Kinard, FS | 1982 |
| David Treadwell, PK | 1987 |
| Stacy Long, OT | 1990 |
| Jeb Flesch, OG | 1991 |
| Stacy Seegars, OG | 1993 |
| Anthony Simmons, LB | 1997 |
| Keith Adams, LB | 2000 |
| Gaines Adams, DE | 2006 |

Note: First-team selections only.

Multi-Year All-Americans

| Player, Pos. | Years |
|-----------------------|---------|
| Joe Blalock, WR | 1940,41 |
| Bennie Cunningham, TE | 1974,75 |
| Joe Bostic, OG | 1977,78 |
| Terry Kinard, FS | 1981,82 |
| William Perry, MG | 1982-84 |
| John Phillips, OG | 1986,87 |
| Donnell Woolford, CB | 1987,88 |
| Stacy Long, OT | 1989,90 |
| Chris Gardocki, PK | 1989,90 |
| Levon Kirkland, LB | 1990,91 |
| Stacy Seegars, OG | 1992,93 |
| Anthony Simmons, LB | 1995-97 |
| Keith Adams, LB | 1999,00 |
| Kyle Young, C | 2000,01 |

Note: First-team selections only.

| Year | Player, Pos. | AP | UPI | FC | FW | WC | SN | FN | Other |
|------|------------------------|----|-----|----|----|----|----|----|-----------------------|
| 1928 | O.K. Pressley, C | | | | | | | | Heisman (3), NEA (3) |
| 1939 | Banks McFadden, B | 1 | 3 | 1 | 1 | | | | Colliers (1), NEA (1) |
| 1940 | Joe Blalock, E | | 2 | | | | | | Hearst (1) |
| 1941 | Joe Blalock, E | | 2 | | 1 | | | 1 | Central Press (1) |
| 1945 | Ralph Jenkins, C | 3 | | | | | | | INS (1) |
| 1948 | Bobby Gage, B | | | | | | | | INS (1) |
| 1950 | Jackie Calvert, S | 2 | | | | | | | NEA (1) |
| 1952 | Tom Barton, OL | | 2 | | | | | | |
| 1955 | Joel Wells, RB | | 3 | | | | | | |
| 1959 | Lou Cordileone, OL | 1 | | | | 1 | | | |
| 1966 | Wayne Mass, OL | | 2 | | | | | | Dell Sports (1) |
| 1967 | Harry Olszewski, OG | 2 | 1 | 1 | 1 | 1 | 2 | | |
| 1970 | Dave Thompson, OG | | 2 | | | | | | NEA (1) |
| 1974 | Bennie Cunningham, TE | 1 | 1 | 1 | | | 1 | | |
| 1975 | Bennie Cunningham, TE | | | | | 1 | 1 | | Time (1) |
| 1977 | Joe Bostic, OG | 3 | | | 1 | | | 3 | |
| 1978 | Joe Bostic, OG | 2 | 2 | | | | | 1 | |
| | Jerry Butler, WR | 1 | | | | 1 | | | NEA (2) |
| | Steve Fuller, QB | 3 | | | | | | | |
| 1979 | Jim Stuckey, DT | 1 | 1 | | 1 | | 1 | | |
| 1980 | Obed Ariri, PK | | | | | | | | NEA (2) |
| 1981 | Jeff Davis, LB | 2 | 1 | 1 | 1 | 1 | | 1 | |
| | Terry Kinard, FS | 1 | | | 1 | | | | NEA (1) |
| | Perry Tuttle, WR | | | | | | 1 | 2 | |
| | Jeff Bryant, DT | | | | | | | 2 | |
| | Lee Nanney, OT | | 2 | | | | | | |
| 1982 | *Terry Kinard, FS | 1 | 1 | 1 | 1 | 1 | 1 | 1 | |
| | William Perry, MG | 3 | | | | | | | |
| | Johnny Rembert, LB | 3 | | | | | | 3 | |
| 1983 | William Perry, MG | 1 | 1 | | 1 | 1 | | 2 | |
| | James Robinson, DT | | | | | | 2 | | |
| | James Farr, OG | 3 | | | | | | | |
| 1984 | William Perry, MG | 3 | 1 | | | 1 | | 1 | |
| | Dale Hatcher, P | | | | | | 2 | | |
| | Donald Igwebuike, PK | 3 | | | | | | | |
| 1985 | Steve Reese, OG | | | | | | | 2 | |
| 1986 | Terrence Flagler, RB | 3 | | | 1 | | | 3 | |
| | John Phillips, OG | | 1 | | | | 2 | 2 | |
| 1987 | Michael Dean Perry, DT | | 2 | | 1 | | 2 | 2 | |
| | John Phillips, OG | 2 | | | | | | 3 | |
| | David Treadwell, PK | 1 | 1 | 1 | | 1 | 1 | 1 | |
| | Donnell Woolford, CB | 3 | | 1 | | | 2 | | |
| 1988 | Donnell Woolford, CB | | 1 | 1 | 1 | 1 | 1 | 2 | |
| 1989 | Stacy Long, OT | 3 | | | | | 1 | | |
| | Chris Gardocki, PK | 3 | | | | | | | |
| 1990 | Stacy Long, OT | 1 | 1 | 1 | 1 | | 1 | 1 | |
| | Chris Gardocki, PK | 2 | 2 | | | | | 3 | |
| | Levon Kirkland, LB | 2 | 2 | | | | | 3 | |
| 1991 | Jeb Flesch, OG | 1 | 1 | | | 1 | 2 | 1 | |
| | Levon Kirkland, LB | | 2 | 1 | | 1 | 1 | 2 | SH (1) |
| | Rob Bodine, MG | 2 | | | 1 | | 2 | | CP (2) |
| | Ed McDaniel, LB | 3 | | | | | | | CP (1) |
| 1992 | Stacy Seegars, OG | 2 | 2 | | | | | 3 | |
| | Nelson Welch, PK | 3 | | | | | | | |
| 1993 | Stacy Seegars, OG | 1 | 2 | | | 1 | 1 | 1 | CP (2) |
| 1995 | Brian Dawkins, S | 2 | | | | | 2 | | |
| | Anthony Simmons, LB | 3 | | | | | | | |
| 1996 | Anthony Simmons, LB | 3 | | | | | 1 | 2 | |
| 1997 | Anthony Simmons, LB | 1 | | 1 | | | 1 | 2 | CP (2) |
| | Jim Bundren, OT | 3 | | | | | 3 | 2 | |
| 1998 | Antwan Edwards, CB | 3 | | | | | | 3 | Football Digest (1) |
| 1999 | Keith Adams, LB | 2 | | | | | 3 | 1 | CBS Sportsline (2) |
| 2000 | Keith Adams, LB | 1 | | | | 1 | 1 | 1 | CNN (1) |
| | Kyle Young, C | | | | | | 3 | 2 | |
| | Robert Carswell, FS | 3 | | | | | 3 | | |
| | Rod Gardner, WR | | | | | | | | Gannett (1), CP (1) |
| 2001 | Kyle Young, C | | | | | | 3 | 3 | |
| 2002 | Brian Mance, CB | | | | | | 4 | | |
| 2004 | Leroy Hill, LB | 3 | | | | | | | Rivals (1) |
| | Justin Miller, KR | | | | | | | 2 | Rivals (2), CNN (2) |
| 2005 | Tye Hill, CB | 2 | | | | 1 | 1 | 2 | Rivals (1), ESPN (1) |
| 2006 | *Gaines Adams, DE | 1 | | 1 | 1 | 1 | 1 | 1 | Rivals (1), ESPN (1) |
| | Nathan Bennett, OG | 3 | | | | | | | |


* - unanimous All-American; AP - Associated Press; UPI - United Press International (defunct in 1995); FC - Football Coaches; FW - Football Writers; WC - Walter Camp; SN - Sporting News; FN - Football News; NEA - Newspaper Enterprise of America; SH - Scripps-Howard; CP - College & Pro Football Weekly; INS - International News Service



Former Clemson NFL Greats

Terry Allen

TB



MINNESOTA
VIKINGS



NFL Pro Bowl, 1996
Four 1,000-yard rushing seasons
NFL touchdown leader, 1996
Clemson Tiger, 1987-89

Jeff Bostic

C




WASHINGTON
REDSKINS



NFL Pro Bowl, 1983
Three-time Super Bowl champion
Clemson Hall of Fame inductee
Clemson Tiger, 1977-79

Jerry Butler

WR




BUFFALO
BILLS



AFC Rookie-of-the-Year, 1979
NFL Pro Bowl, 1980
Clemson Ring of Honor inductee
Clemson Tiger, 1976-78

Dwight Clark

WR



SAN FRANCISCO
49ERS



NFL MVP, 1982
NFL Pro Bowl, 1981, 82
NFL reception leader, 1982
Clemson Hall of Fame inductee
Clemson Tiger, 1975-78

Bennie Cunningham

TE




PITTSBURGH
STEELERS



Super Bowl champion, 1978, 79
First-round draft pick, 1976
Clemson Hall of Fame inductee
Only tight end on ACC's 50-Year Anniversary team
Clemson Tiger, 1973-75

Terry Kinard

FS



NEW YORK
GIANTS



Super Bowl champion, 1986
NFL Pro Bowl, 1988
Clemson Ring of Honor inductee
Clemson Tiger, 1979-82

Former Clemson NFL Greats



Levon Kirkland

LB




PITTSBURGH
STEELERS



NFL All-Decade team, 1990s
NFL Pro Bowl, 1996,97
11-year NFL veteran
All-America linebacker, 1990,91
Clemson Tiger, 1998-91

Chester McGlockton

DT




OAKLAND
RAIDERS



NFL Pro Bowl, 1994-97
12-year NFL veteran
First-round draft pick, 1992
Clemson Tiger, 1989-91

Michael Dean Perry

DT



CLEVELAND
BROWNS



Six-time NFL Pro Bowl
Clemson Hall of Fame inductee
All-America defensive tackle, 1987
Clemson Tiger, 1984-87

William Perry

MG



CHICAGO
BEARS



Super Bowl champion, 1985
All-America defensive tackle, 1982-84
Clemson Hall of Fame inductee
Clemson Tiger, 1981-84

Charlie Waters

S




DALLAS
COWBOYS



Three-time NFL Pro Bowl
Two-time Super Bowl champion
Clemson Hall of Fame inductee
Clemson Tiger, 1967-69

Donnell Woolford

CB



CHICAGO
BEARS



NFL Pro Bowl, 1993
All-America cornerback, 1987,88
Clemson Hall of Fame inductee
Clemson Tiger, 1985-88




Super Bowl Champions

Dwight Clark
San Francisco 49ers, 1981

Super Bowl Champions

| Player, Pos. | Year(s) | Team |
|-----------------------|------------|----------|
| Dan Benish, DT | 1987 | Redskins |
| Jeff Bostic, C | 1982,87,91 | Redskins |
| Dwight Clark, WR | 1981,84 | 49ers |
| Bennie Cunningham, TE | 1978,79 | Steelers |
| Terrence Flagler, RB | 1988,89 | 49ers |
| Steve Fuller, QB | 1985 | Bears |
| Chris Gardocki, P | 2005 | Steelers |
| Andy Headen, LB | 1986 | Giants |
| Tony Horne, WR | 1999 | Rams |
| Terry Kinard, FS | 1986 | Giants |
| Bill Mathis, RB | 1968 | Jets |
| Dexter McCleon, CB | 1999 | Rams |
| John McMakin, TE | 1974 | Steelers |
| William Perry, MG | 1985 | Bears |
| Trevor Pryce, DT | 1997,98 | Broncos |
| Wayne Simmons, LB | 1996 | Packers |
| Archie Reese, DT | 1981 | 49ers |
| Jim Stuckey, DT | 1981,84 | 49ers |
| James Trapp, DB | 2000 | Ravens |
| Charlie Waters, S | 1971,77 | Cowboys |

Note: Years reflect regular seasons.





Trevor Pryce

Four-time Pro Bowl selection

Pro Bowl Tigers


| Player, Pos. | Year | Team |
|------------------------|------|----------|
| Ray Mathews, HB | 1952 | Steelers |
| Ray Mathews, HB | 1953 | Steelers |
| Ray Mathews, HB | 1955 | Steelers |
| Bill Mathis, RB | 1961 | Jets |
| Bill Hudson, DT | 1961 | Chargers |
| Harold Olson, OT | 1961 | Bills |
| Bill Mathis, RB | 1963 | Jets |
| Charlie Waters, S | 1976 | Cowboys |
| Charlie Waters, S | 1977 | Cowboys |
| Charlie Waters, S | 1978 | Cowboys |
| Jerry Butler, WR | 1980 | Bills |
| Dwight Clark, WR | 1981 | 49ers |
| Dwight Clark, WR | 1982 | 49ers |
| Jeff Bostic, C | 1983 | Redskins |
| Kevin Mack, RB | 1985 | Browns |
| Dale Hatcher, P | 1985 | Rams |
| Kevin Mack, RB | 1987 | Browns |
| Johnny Rembert, LB | 1988 | Patriots |
| Terry Kinard, FS | 1988 | Giants |
| Michael Dean Perry, DT | 1989 | Browns |
| David Treadwell, PK | 1989 | Broncos |
| Johnny Rembert, LB | 1989 | Patriots |
| Michael Dean Perry, DT | 1990 | Browns |
| Michael Dean Perry, DT | 1991 | Browns |
| Michael Dean Perry, DT | 1993 | Browns |
| Donnell Woolford, CB | 1993 | Bears |
| Michael Dean Perry, DT | 1994 | Browns |
| Chester McGlockton, DT | 1994 | Raiders |
| Chester McGlockton, DT | 1995 | Raiders |
| Chester McGlockton, DT | 1996 | Raiders |
| Michael Dean Perry, DT | 1996 | Broncos |
| Terry Allen, TB | 1996 | Redskins |
| Chris Gardocki, PK | 1996 | Colts |
| Levon Kirkland, LB | 1996 | Steelers |
| Levon Kirkland, LB | 1997 | Steelers |
| Chester McGlockton, DT | 1997 | Raiders |
| Ed McDaniel, LB | 1998 | Vikings |
| Trevor Pryce, DT | 1999 | Broncos |
| Brian Dawkins, FS | 1999 | Eagles |
| Trevor Pryce, DT | 2000 | Broncos |
| Brian Dawkins, FS | 2001 | Eagles |
| Trevor Pryce, DT | 2001 | Broncos |
| Brian Dawkins, FS | 2002 | Eagles |
| Trevor Pryce, DT | 2002 | Broncos |
| Brian Dawkins, FS | 2004 | Eagles |
| Brian Dawkins, FS | 2005 | Eagles |
| Brian Dawkins, FS | 2006 | Eagles |
| Justin Miller, KR | 2006 | Jets |



First-Round Draft Picks


First-Round Draft Picks

| Year | Player, Pos. | Pick | Team |
|------|------------------------|------|------------|
| 1939 | Banks McFadden, B | 4 | Dodgers |
| 1949 | Bobby Gage, RB | 6 | Steelers |
| 1960 | Lou Cordileone, L | 12 | Giants |
| | Harvey White, QB | NA | Patriots |
| 1976 | Bennie Cunningham, TE | 28 | Steelers |
| 1979 | Jerry Butler, WR | 5 | Bills |
| | Steve Fuller, QB | 23 | Chiefs |
| 1980 | Jim Stuckey, DT | 20 | 49ers |
| 1982 | Jeff Bryant, DT | 6 | Seahawks |
| | Perry Tuttle, WR | 19 | Bills |
| 1983 | Terry Kinard, FS | 10 | Giants |
| 1985 | William Perry, MG | 22 | Bears |
| 1987 | Terrence Flagler, TB | 25 | 49ers |
| 1989 | Donnell Woolford CB | 11 | Bears |
| 1992 | Chester McGlockton, DT | 16 | Raiders |
| 1993 | Wayne Simmons, OLB | 15 | Packers |
| 1997 | Trevor Pryce, DE | 28 | Broncos |
| 1998 | Anthony Simmons, ILB | 15 | Seahawks |
| 1999 | Antwan Edwards, CB | 25 | Packers |
| 2001 | Rod Gardner, WR | 15 | Redskins |
| 2006 | Tye Hill, CB | 15 | Rams |
| 2007 | Gaines Adams, DE | 4 | Buccaneers |



Tye Hill


2006 First-Round Draft Pick
Saint Louis Rams



Gaines Adams
2007 #4 Overall Draft Pick
Tampa Bay Buccaneers



Leroy Hill
Linebacker
Seattle Seahawks



2006 NFL Tigers

| Player | Pos. | CU Years | Exp. | Team |
|--------------------|------|----------|------|------------|
| Keith Adams | LB | 1998-00 | 5 | Dolphins |
| Charles Bennett | DE | 2002-05 | 1 | Buccaneers |
| Vince Ciurciu | LB | 1998,99 | 5 | Panthers |
| Airese Currie | WR | 2001-04 | 2 | Bears |
| Brian Dawkins | FS | 1992-95 | 11 | Eagles |
| Nick Eason | DE | 1999-02 | 4 | Browns |
| Jamaal Fudge | S | 2002-05 | 1 | Jaguars |
| Rod Gardner | WR | 1997-00 | 6 | Chiefs |
| Chris Gardocki | P | 1988-90 | 16 | Steelers |
| Leroy Hill | LB | 2001-04 | 2 | Seahawks |
| Tye Hill | CB | 2002-05 | 1 | Rams |
| Corey Hulsey | OG | 1996-98 | 6 | Raiders |
| Steven Jackson | FB | 2003-05 | 1 | Panthers |
| Brandon Jamison | LB | 2002 | 1 | Panthers |
| John Leake | LB | 2000-03 | 2 | Falcons |
| Dexter McCleon | CB | 1993-96 | 10 | Texans |
| Bryant McNeal | DE | 1999-02 | 3 | Raiders |
| Justin Miller | CB | 2002-04 | 2 | Jets |
| Trevor Pryce | DT | 1996 | 10 | Ravens |
| Charlie Whitehurst | QB | 2002-05 | 1 | Chargers |
| Kevin Youngblood | WR | 2000-03 | 3 | Panthers |

Notes: Includes practice squad players.



Offensive Line Tradition

By the Numbers

3 - Number of consecutive years **Kyle Young** was named a First-Team Verizon Academic All-American, just the second three-time selection among offensive linemen in college football history. Young was also a two-time All-American on the field.


3 - Number of Tiger offensive linemen named to a 2006 All-ACC squad. **Nathan Bennett** and **Barry Richardson** were first-team selections, while **Dustin Fry** was a second-team pick.

10 - Number of times in the last 20 seasons Clemson has led the ACC in rushing, thanks in part to the play of the offensive line.


11 - Number of years in the last 22 seasons Clemson has had an All-America offensive lineman, including Third-Team Associated Press All-American **Nathan Bennett** in the 2006 season.

42 - Number of All-ACC selections Tiger offensive linemen have earned in the last 29 years.


47 - Number of games tackle **Jim Bundren** and guard **Glenn Rountree** started in a row, leading the Tigers to three straight bowl games from 1995-97.



Wayne Mass



Steve Reese



Kyle Young



Dustin Fry

Honors

All-Americans

| | |
|---------------------|---------|
| O.K. Pressley, C | 1928 |
| Ralph Jenkins, C | 1945 |
| Tom Barton, OG | 1952 |
| Wayne Mass, OT | 1966 |
| Harry Olszewski, OG | 1967 |
| Dave Thompson, OG | 1970 |
| Joe Bostic, OG | 1977,78 |
| Lee Nanney, OT | 1981 |
| James Farr, OG | 1983 |
| Steve Reese, OG | 1985 |
| John Phillips, OG | 1986,87 |
| Stacy Long, OT | 1989,90 |
| Jeb Flesch, OG | 1991 |
| Stacy Seegars, OG | 1992,93 |
| Jim Bundren, OT | 1997 |
| Kyle Young, C | 2000,01 |
| Nathan Bennett, OG | 2006 |

ACC Jacobs Blocking Trophy

| | |
|---------------------|------|
| Wayne Mass, OT | 1966 |
| Harry Olszewski, OG | 1967 |

| | |
|-------------------|------|
| Joe Bostic, OG | 1977 |
| Lee Nanney, OT | 1981 |
| James Farr, OG | 1983 |
| John Phillips, OG | 1987 |

All-Conference Players

| | |
|---------------------|------------|
| O.L. Derrick, OG | 1903-05 |
| W.A. Schletter, OT | 1913 |
| Mutt Gee, C | 1917 |
| L.M. Lightsey, OT | 1919,20,22 |
| R.C. Potts, OG | 1919 |
| O.K. Pressley, C | 1928 |
| Tom Brown, OT | 1935 |
| Charlie Woods, C | 1937 |
| Ralph Jenkins, C | 1944,45 |
| Clyde White, OT | 1954 |
| Don Chuy, OG | 1963 |
| Billy Weaver, OG | 1963 |
| Johnny Boyette, OT | 1965 |
| Wayne Mass, OT | 1966,67 |
| Harry Olszewski, OG | 1966,67 |
| Joe Lhotsky, OT | 1968 |

| | |
|---------------------|---------|
| Dave Thompson, OG | 1970 |
| Ken Peeples, OT | 1973,74 |
| Joe Bostic, OG | 1977,78 |
| Lacy Brumley, OT | 1977 |
| Steve Kenney, OT | 1978 |
| Jeff Bostic, OG | 1979 |
| Lee Nanney, OT | 1980,81 |
| Tony Berryhill, C | 1981 |
| James Farr, OG | 1983 |
| Steve Reese, OG | 1984,85 |
| John Phillips, OG | 1986,87 |
| Jeff Nunamacher, OT | 1987,88 |
| Stacy Long, OT | 1989,90 |
| Hank Phillips, C | 1989 |
| Jeb Flesch, OG | 1989-91 |
| Eric Harmon, OG | 1990 |
| Mike Brown, C | 1991 |
| Bruce Bratton, OT | 1991 |
| Stacy Seegars, OG | 1992,93 |
| Will Young, OG | 1995 |
| Dwayne Morgan, OT | 1995 |
| Jim Bundren, OT | 1996,97 |

| | |
|----------------------|---------|
| Glenn Rountree, OG | 1996,97 |
| Jamie Trimble, C | 1996 |
| Holland Postell, OT | 1998 |
| Corey Hulsey, OG | 1998 |
| Kyle Young, C | 2000,01 |
| Will Merritt, OG | 2000,01 |
| Akil Smith, OT | 2001 |
| Gregory Walker, OT | 2003 |
| Roman Fry, OG | 2005 |
| Nathan Bennett, OG | 2006 |
| Barry Richardson, OT | 2006 |
| Dustin Fry, C | 2006 |

ACC 50-Year Selections

| | |
|----------------|---------|
| Joe Bostic, OG | 1975-78 |
|----------------|---------|

NFL Players

| | |
|-----------------|---------|
| Jeff Bostic, C | 1980-93 |
| Joe Bostic, OG | 1979-88 |
| Jim Bundren, OT | 1998-00 |
| Don Chuy, OG | 1963-69 |
| Brian Clark, OG | 1982 |

| | |
|---------------------|------------|
| Chris Dolce, OG | 1983 |
| James Farr, OG | 1984,85 |
| Ricky Harrell, C | 1973 |
| Corey Hulsey, OG | 2001,03-06 |
| Ralph Jenkins, C | 1947 |
| Steve Kenney, OT | 1979-86 |
| Wayne Mass, OT | 1968-72 |
| Jim McCanless, OG | 1960 |
| Dwayne Morgan, OT | 2003 |
| Wayne Mulligan, C | 1969-75 |
| Harry Olszewski, OG | 1969,70 |
| Bob Patton, OT | 1952 |
| Ken Peeples, OG | 1975 |
| Glenn Rountree, OG | 1999 |
| Dave Thompson, OG | 1971-75 |
| Gregory Walker, OG | 2004 |
| Curtis Whitley, C | 1992-97 |

Super Bowl Champions

| | |
|-----------------------|------------|
| Jeff Bostic, Redskins | 1982,87,91 |
|-----------------------|------------|


Receiver Tradition




Charlie Waters




Bennie Cunningham



Perry Tuttle



Rod Gardner



By the Numbers

1 - Number of tight ends named to the ACC 50-Year Anniversary team. The only pick was former Tiger **Bennie Cunningham**, an All-America tight end in 1974 and 1975.

3 - Consecutive years the Tigers have had a First-Team All-ACC wideout. **Airese Currie** was a first-team pick when he led the ACC in 2004, while **Chansi Stuckey** was a first-team pick in 2005,06. **Stuckey** led the ACC in 2005.

4 - Number of Tiger wide receivers who have played in the NFL in the last two seasons, including **Airese Currie**, **Rod Gardner**, **Derrick Hamilton**, and **Kevin Youngblood**. **Chansi Stuckey** was drafted by the Jets in 2007.

8 - Number of ACC reception-yardage champions Clemson has had. **Airese Currie** joined the list in 2004 when he led the ACC in yards and catches.

167 - Number of catches by **Derrick Hamilton** from 2001-03. He broke **Rod Gardner's** record by one with his final catch against #6 Tennessee in the 2004 Peach Bowl.

1,000 - Number of receiving yards **Rod Gardner** had in consecutive years at Clemson (1999,00). He went on to be a first-round draft pick of the Washington Redskins.

2,000 - Number of yards six different Tiger wideouts have each had in a career. **Jerry Butler**, **Perry Tuttle**, **Terry Smith**, **Rod Gardner**, **Derrick Hamilton**, and **Airese Currie** each had over 2,000 yards receiving in their careers. No other ACC school has had more. Three of the six were coached by **Tommy Bowden**.

Honors

All-Americans

| | |
|--------------------|---------|
| Joe Blalock | 1940,41 |
| Jerry Butler | 1978 |
| Perry Tuttle | 1981 |
| Rod Gardner | 2000 |

All-Conference Players

| | |
|----------------------|---------|
| Hope Sandler | 1902 |
| Gus Goins | 1938 |
| Joe Blalock | 1939-41 |
| Chip Clark | 1942 |
| Glenn Smith | 1950,51 |
| Dreher Gaskins | 1953 |
| Dalton Rivers | 1956 |
| Gary Barnes | 1959 |
| Tommy King | 1961 |

| | |
|-------------------------|---------|
| Charlie Waters | 1969 |
| John McMakin | 1971 |
| Bennie Cunningham | 1974,75 |
| Jerry Butler | 1977,78 |
| Perry Tuttle | 1980,81 |
| Frank Magwood | 1982 |
| K.D. Dunn | 1983 |
| Jim Riggs | 1985,86 |
| Terrance Roulhac | 1984 |
| Terry Smith | 1991 |
| Lamont Hall | 1996 |
| Tony Horne | 1997 |
| Rod Gardner | 1999,00 |
| Airese Currie | 2004 |
| Chansi Stuckey | 2005,06 |

ACC 50-Year Selections

| | |
|-------------------------|---------|
| Jerry Butler | 1975-78 |
| Bennie Cunningham | 1973-75 |

NFL Players

| | |
|-------------------------|---------|
| Gary Barnes | 1961-67 |
| Shelton Boyer | 1987 |
| Jerry Butler | 1979-87 |
| Dwight Clark | 1979-87 |
| James Coley | 1990,91 |
| Bennie Cunningham | 1976-85 |
| Airese Currie | 2005,06 |
| K.D. Dunn | 1985-88 |
| Rod Gardner | 2001-06 |
| Lamont Hall | 1999-05 |
| Derrick Hamilton | 2004,05 |

| | |
|------------------------|---------|
| Tony Horne | 1998-00 |
| Keith Jennings | 1989-97 |
| Ray Mathews | 1951-60 |
| John McMakin | 1972-76 |
| Bob Poole | 1964-67 |
| Jim Riggs | 1987-93 |
| Stan Rome | 1979-82 |
| Larry Ryans | 1993,96 |
| Doug Thomas | 1991-93 |
| Perry Tuttle | 1982-88 |
| Joey Walters | 1977-87 |
| Ray Williams | 1987 |
| Kevin Youngblood | 2006 |

Pro Bowl Players

| | |
|--------------------|---------|
| Jerry Butler | 1980 |
| Dwight Clark | 1981,82 |

Super Bowl Champions

| | |
|--------------------------------|---------|
| Dwight Clark, 49ers | 1981,84 |
| Bennie Cunningham, Steelers .. | 1977,78 |
| John McMakin, Steelers | 1974 |
| Tony Horne, Rams | 1999 |

First-Round Draft Picks

| | |
|-------------------------|------|
| Bennie Cunningham | 1976 |
| Jerry Butler | 1979 |
| Perry Tuttle | 1982 |
| Rod Gardner | 2001 |



Quarterback Tradition

By the Numbers

2 - Number of quarterbacks in NCAA Division I history who have passed for 2,000 yards and rushed for 1,000 yards in a single season. **Woodrow Dantzler**, who accomplished the feat in 2001, became the first. He was a Davey O'Brien semi-finalist in 2000 and 2001. Also the number of times **Steve Fuller** was named ACC Player-of-the-Year. Only one other ACC quarterback has accomplished that feat in the last 38 years.

4 - Number of victories without a loss **Charlie Whitehurst** had as a starting quarterback against South Carolina in his career (2002-05). He is the only starting signal-caller in series history to have a 4-0 record.


6 - Number of Tiger quarterbacks who have been either academic All-American or won an NCAA Postgraduate Scholarship.

32 - Number of wins **Rodney Williams** directed Clemson to as starting quarterback between the 1985 and 1988 seasons. That mark is second-most in ACC history.

46 - Number of records Clemson quarterback **Charlie Whitehurst** set in his four seasons.

137 - Passing efficiency of 2006 senior **Will Proctor** in his career, best in Tiger history.

Harvey White



Steve Fuller



Woodrow Dantzler



Charlie Whitehurst

Honors

All-Americans

Banks McFadden 1939
Steve Fuller 1978

Academic All-Americans

Charlie Bussey 1956
Harvey White 1957
Steve Fuller 1977,78
Mike Eppley 1984

NCAA Postgraduate Scholarships

Jimmy Bell 1964
Jimmy Addison 1968
Steve Fuller 1979

Davey O'Brien Award Semifinalist

Woodrow Dantzler 2000,01

ACC Player-of-the-Year

Steve Fuller 1977,78

All-Conference Players

John Maxwell 1902,03
Banks McFadden 1939
Bobby Gage 1948
Harvey White 1957
Lowndes Shingler 1960
Jimmy Addison 1967
Ken Pengitore 1973
Steve Fuller 1977,78
Homer Jordan 1981
Mike Eppley 1984

Woodrow Dantzler 2001
Charlie Whitehurst 2005

ACC 50-Year Selections

Steve Fuller 1975-78

Professional Players


DeChane Cameron 1992
Woodrow Dantzler 2002,03
Steve Fuller 1979-87
Bobby Gage 1949,50

Nealon Greene 1998-05
Dick Hendley 1951
Homer Jordan 1983-85
Banks McFadden 1940
Harvey White 1960
Charlie Whitehurst 2006

Super Bowl Champions

Steve Fuller, Bears 1985


Running Back Tradition



Fred Cone



Kenny Flowers



Raymond Priester



James Davis

By the Numbers

2 - Number of Super Bowl Championship rings won by former Tiger **Terrence Flagler** with the San Francisco 49ers in 1988 and 1989.

4 - Number of Clemson running backs who have been ACC Rookie-of-the-Year, including 2005 freshman **James Davis**.

6 - Number of Tigers who have led the ACC in rushing, including all-time Clemson rushing leader **Raymond Priester** (1994-97).

12 - Number of seasons Clemson has had an All-ACC running back in the last 21 seasons, including 2006 Tigers **James Davis** and **C.J. Spiller**.

200/100 - Rushing marks that **James Davis** (216) and **C.J. Spiller** (116) reached against Georgia Tech in 2006, becoming the first duo in school history to do so.

1,000 - Number of yards 10 different Tigers have reached in a season a combined 11 times in Clemson history.

2,125 - Number of combined rushing yards by Tiger running backs **James Davis** (1,187) and **C.J. Spiller** (938), a record for a Tiger duo and second-most in the country in 2006.

Honors

All-Americans

Joel Wells 1955
Terrence Flagler 1986

ACC Player-of-the-Year

Buddy Gore 1967

ACC Rookie-of-the-Year

Chuck McSwain 1979
Terry Allen 1987
Ronald Williams 1990
James Davis 2005

All-Conference Players

Jock Hanvey 1903
Fritz Furtick 1905

Stumpy Banks 1919
Goat McMillian 1929
Don Willis 1938
Charlie Timmons 1940,41
Ray Mathews 1949
Fred Cone 1950
Billy Hair 1951,52
Joel Wells 1955,56
Doug Cline 1959
Bill Mathis 1959
Pat Crain 1963
Hugh Mauldin 1965
Buddy Gore 1967,68
Ray Auger 1969
Lester Brown 1978
Cliff Austin 1982

Kenny Flowers 1985
Terrence Flagler 1986
Terry Allen 1987,88
Ronald Williams 1990,91
Raymond Priester 1995-97
Travis Zachery 2000
James Davis 2006
C.J. Spiller 2006

NFL Players

Terry Allen 1991-01
Cliff Austin 1983-87
Bob Baldwin 1966,67
Ken Callicutt 1978-82
Fred Cone 1951-60
Stacy Driver 1987

Terrence Flagler 1987-91
Kenny Flowers 1987-89
Steve Griffin 1987
Rudy Harris 1993-95
Tracy Johnson 1989-96
Kevin Mack 1985-93
Bill Mathis 1960-69
Jeff McCall 1983
Chuck McSwain 1983-87
Joe Pagliei 1959,60
Marion Reeves 1974-76
Marvin Sims 1980,81
Don Testerman 1976-80
Charlie Timmons 1946
Sid Tinsley 1945
Joel Wells 1957-61

Derrick Witherspoon 1995-97
Terry Witherspoon 2001

Pro Bowl Players

Ray Mathews, HB 1952,53,55
Bill Mathis, RB 1963
Kevin Mack, FB 1985-87
Terry Allen, RB 1996

Super Bowl Champions

Terrence Flagler, 49ers .. 1988,89
Bill Mathis, Jets 1969



Defensive Line Tradition

By the Numbers

4 - Overall draft pick of **Gaines Adams** in the 2007 NFL draft by Tampa Bay.


5 - Number of former Clemson defensive linemen who have played on Super Bowl Championship teams.

6 - Number of Pro Bowls **Michael Dean Perry** played in with the Cleveland Browns and Denver Broncos, more than any other former Tiger.

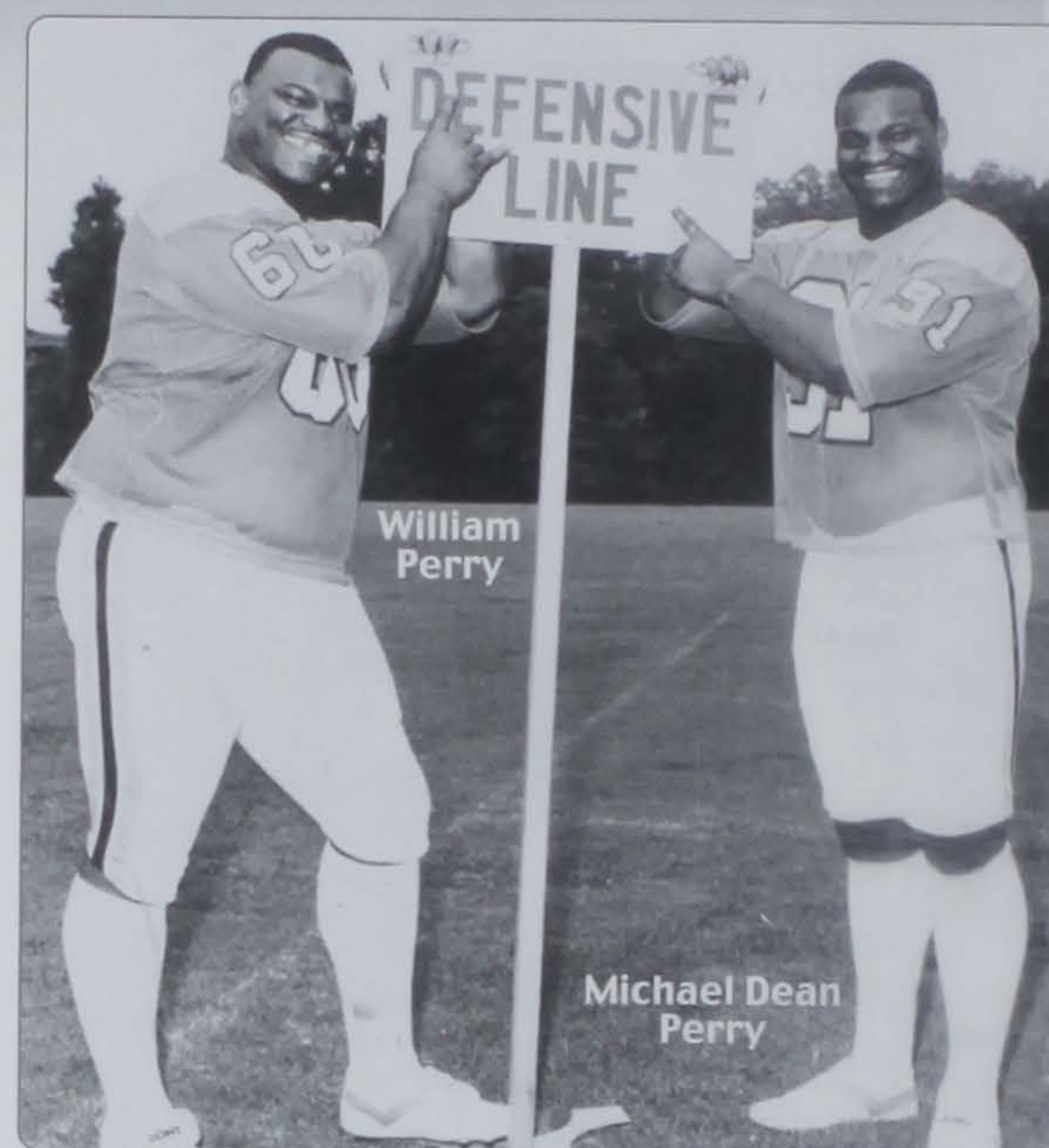
12 - Number of seasons **Brentson Buckner** played in the NFL. He played in two Super Bowls, including one with the Steelers and one with the Panthers.

13.5 - Number of sacks totaled by former Clemson defensive tackle **Trevor Pryce** for the Baltimore Ravens in 2006.

14 - Number of Pro Bowls **Chester McGlockton**, **Trevor Pryce**, and **Michael Dean Perry** have combined to play over the years.




Jeff Bryant




William Perry

Michael Dean Perry



Brentson Buckner



Gaines Adams

Honors

All-Americans

| | |
|------------------------------|---------|
| Lou Cordileone, DT | 1959 |
| Jim Stuckey, DT | 1979 |
| Jeff Bryant, DT | 1981 |
| William Perry, MG | 1982-84 |
| James Robinson, DT | 1983 |
| Michael Dean Perry, DT | 1987 |
| Rob Bodine, MG | 1991 |
| Gaines Adams, DE | 2006 |

ACC Player-of-the-Year

| | |
|------------------------------|------|
| William Perry, MG | 1984 |
| Michael Dean Perry, DT | 1987 |

ACC Defensive Player-of-the-Year

| | |
|------------------------|------|
| Gaines Adams, DE | 2006 |
|------------------------|------|

Lombardi Award Finalist

| | |
|-------------------------|------|
| William Perry, MG | 1984 |
|-------------------------|------|

Nagurski Award Finalist

| | |
|------------------------|------|
| Gaines Adams, DE | 2006 |
|------------------------|------|

Outland Trophy Finalist

| | |
|------------------------------|------|
| William Perry, MG | 1984 |
| Michael Dean Perry, DT | 1987 |

All-Conference Players

| | |
|---------------------------|---------|
| B.C. Inabinet, MG | 1935 |
| Bob Turner, DT | 1945 |
| Frank Gillespie, MG | 1948 |
| George Fritts, MG | 1939-41 |
| Jim Padgett, DT | 1958 |
| Harold Olson, DT | 1959 |
| John Cagle, DT | 1968 |
| Frank Wirth, DT | 1972 |
| Willie Anderson, MG | 1974 |
| Jim Stuckey, DT | 1978,79 |
| Steve Durham, DT | 1979 |
| Dan Benish, DT | 1981 |
| Jeff Bryant, DT | 1981 |
| William Perry, MG | 1982-84 |
| James Robinson, DT | 1983 |
| Steve Berlin, DT | 1985 |
| Michael Dean Perry, DT .. | 1986,87 |

| | |
|------------------------------|---------|
| Tony Stephens, MG | 1987 |
| Mark Drag, MG | 1988 |
| Rich McCullough, DT | 1988 |
| Vance Hammond, DT | 1989,90 |
| Otis Moore, DT | 1989 |
| Rob Bodine, MG | 1991 |
| Chester McGlockton, DT | 1991 |
| Brentson Buckner, DT | 1992,93 |
| Marvin Cross, DT | 1994 |
| Lamarick Simpson, DT | 1995 |
| Trevor Pryce, DT | 1996 |
| Lorenzo Bromell, DT | 1997 |
| Raymond White, DT | 1997 |
| Adrian Dingle, DE | 1998 |
| Terry Jolly, DT | 1999,00 |
| Nick Eason, DT | 2002 |
| Bryant McNeal, DE | 2002 |
| Donnell Washington, DT | 2003 |
| Gaines Adams, DE | 2006 |

ACC 50-Year Selections

| | |
|---------------------------|---------|
| Michael Dean Perry, DT .. | 1984-97 |
| William Perry, MG | 1981-84 |

NFL Players

| | |
|-----------------------------|---------|
| Dan Benish, DT | 1983-88 |
| Lorenzo Bromell, DE | 1998-04 |
| Jeff Bryant, DT | 1982-93 |
| Brentson Buckner, DT .. | 1994-05 |
| John Cagle, DT | 1969 |
| Lou Cordileone, DT | 1960-68 |
| Adrian Dingle, DT | 1999-04 |
| Steve Durham, DT | 1982 |
| Nick Eason, DT | 2004-06 |
| Bill Hudson, DT | 1961-63 |
| Bob Hudson, DT | 1951-61 |
| Clarence Inabinet, DT | 1936 |
| Richard McCullough, DT .. | 1989,90 |
| Chester McGlockton, DT .. | 1992-03 |
| Bryant McNeal, DE | 2003-06 |
| William Perry, MG | 1985-94 |
| Michael Dean Perry, DT .. | 1988-97 |

| | |
|---------------------------|---------|
| Robert Potts, DT | 1919 |
| Trevor Pryce, DT | 1997-06 |
| Archie Reese, DT | 1978-84 |
| Jim Stuckey, DT | 1980-87 |
| Khaleed Vaughn, DE | 2004,05 |
| Donnell Washington, DT .. | 2004,05 |


Pro Bowl Players

| | |
|---------------------------|------------------|
| Bill Hudson, DT | 1961 |
| Chester McGlockton, DT .. | 1994-97 |
| Michael Dean Perry, DT .. | 1989-91,93,94,96 |
| Trevor Pryce, DT | 1999-02 |

Super Bowl Champions

| | |
|----------------------------|---------|
| Dan Benish, Redskins | 1987 |
| William Perry, Bears | 1986 |
| Trevor Pryce, Broncos .. | 1997,98 |
| Archie Reese, 49ers | 1981 |
| Jim Stuckey, 49ers | 1981,84 |


Linebacker Tradition




Randy Scott



Ed McDaniel



Keith Adams



Leroy Hill

By the Numbers

3 - Number of times **Chad Carson** was selected to the Verizon Academic All-America team. He was a second-team selection in 1999, and a first-team choice in both 2000 and 2001.

5 - Number of times in the last nine seasons Clemson has had a Butkus Award nominee. Also, the number of linebackers on the 1990 team that played in the NFL, including **John Johnson**, **Levon Kirkland**, **Ed McDaniel**, **Ashley Sheppard**, and the late **Wayne Simmons**. The group combined to play 35 years in the NFL.

7.5 - Number of sacks by **Leroy Hill** in 2005, a Seattle Seahawks' record for a first-year linebacker and third-most among 2005 rookies.

12 - Number of Clemson linebackers that have been selected within the first five rounds of the NFL draft in the last 16 years. This includes **Leroy Hill**, a fourth-round pick of the Seattle Seahawks in 2005.

43 - Jersey number of both **Keith Adams** and **Leroy Hill**, two of the last six ACC Defensive Player-of-the-Year selections. **Adams** won the award in 1999 and **Hill** took home the hardware in 2004.

186 - Number of tackles **Keith Adams** had as a sophomore during the 1999 season. The current NFL linebacker set the Tiger single-season record with those 186.

Honors

All-Americans

| | |
|-----------------------|---------|
| Jeff Davis | 1981 |
| Johnny Rembert | 1982 |
| Levon Kirkland | 1990,91 |
| Ed McDaniel | 1991 |
| Anthony Simmons | 1995-97 |
| Keith Adams | 1999,00 |
| Leroy Hill | 2004 |

ACC Player-of-the-Year

| | |
|------------------|------|
| Jeff Davis | 1981 |
|------------------|------|

ACC Defensive Player-of-the-Year

| | |
|-------------------|------|
| Keith Adams | 1999 |
| Leroy Hill | 2004 |

National Rookie-of-the-Year

| | |
|-----------------------|------|
| Anthony Simmons | 1995 |
|-----------------------|------|

All-Conference Players

| | |
|------------------------|---------|
| Vet Sitton | 1903 |
| Bill Hecht | 1965 |
| Butch Sursavage | 1965,66 |
| Jim Catoe | 1967,68 |
| Ronnie Ducworth | 1967,68 |
| Ivan Southerland | 1969 |
| Wayne Baker | 1971 |
| Larry Hefner | 1971 |
| Jonathan Brooks | 1977,78 |
| Randy Scott | 1977,78 |
| Bubba Brown | 1978,79 |
| Jeff Davis | 1981 |
| Andy Headen | 1982 |
| Johnny Rembert | 1982 |
| Edgar Pickett | 1983 |
| Henry Walls | 1983 |
| Terence Mack | 1986 |
| Jesse Hatcher | 1988 |
| Doug Brewster | 1989,90 |
| John Johnson | 1989,90 |

| | |
|-----------------------|---------|
| Levon Kirkland | 1989-91 |
| Ed McDaniel | 1990,91 |
| Ashley Sheppard | 1992 |
| Tim Jones | 1993,94 |
| Wardell Rouse | 1994 |
| Anthony Simmons | 1995-97 |
| Rahim Abdullah | 1998 |
| Keith Adams | 1999 |
| Chad Carson | 2000,01 |
| Leroy Hill | 2003,04 |

ACC 50-Year Selections

| | |
|-----------------------|---------|
| Jeff Davis | 1978-81 |
| Anthony Simmons | 1995-97 |

Butkus Award Nominees

| | |
|-----------------------|---------|
| Levon Kirkland | 1990,91 |
| Ed McDaniel | 1991 |
| Anthony Simmons | 1996,97 |
| Rahim Abdullah | 1998 |
| Keith Adams | 2000 |

NFL Players

| | |
|-----------------------|---------|
| Rahim Abdullah | 1999,00 |
| Keith Adams | 2001-06 |
| Mike Barber | 1995-99 |
| Jonathan Brooks | 1979-84 |
| John Cagle | 1968 |
| O.J. Childress | 1999,00 |
| Doug Cline | 1960-66 |
| Billy Davis | 1984 |
| Jeff Davis | 1982-87 |
| Mike Dukes | 1960-65 |
| Rudy Hayes | 1959-62 |
| Andy Headen | 1983-88 |
| Larry Hefner | 1972-75 |
| Leroy Hill | 2005,06 |
| Bob Hudson | 1951-61 |
| John Johnson | 1991-95 |
| Levon Kirkland | 1992-02 |
| John Leake | 2005,06 |
| Terence Mack | 1987 |
| Ed McDaniel | 1992-01 |

| | |
|------------------------|---------|
| Eldridge Milton | 1987 |
| Johnny Rembert | 1983-88 |
| Wardell Rouse | 1995,96 |
| Patrick Sapp | 1996-99 |
| Ashley Sheppard | 1993-95 |
| Anthony Simmons | 1998-04 |
| Wayne Simmons | 1993-98 |
| Darnell Stephens | 1995,96 |
| Henry Walls | 1987 |
| Keith Williams | 1987 |

Pro Bowl Players

| | |
|----------------------|---------|
| Johnny Rembert | 1988,89 |
| Levon Kirkland | 1996,97 |
| Ed McDaniel | 1998 |

Super Bowl Champions

| | |
|---------------------------|------|
| Andy Headen, Giants | 1986 |
| Wayne Simmons, Packers .. | 1996 |



Defensive Back Tradition

By the Numbers

1 - Number of the round cornerback **Tye Hill** was drafted in 2006. **Hill** was the #15 overall selection by the Rams, and he went on to make the NFL All-Rookie team in 2006.

2 - Number of former Tiger defensive backs who played in the Pro Bowl in 2007. **Brian Dawkins** and **Justin Miller** were both chosen.


5 - Number of former Tiger defensive backs on NFL rosters in 2006.

6 - Number of Pro Bowls for **Brian Dawkins**, one of the NFL's best safeties. He tied the Clemson record for Pro Bowls by a former Tiger.


7 - Number of Thorpe Award nominees that the Tigers have had since the 1988 season, including 2005 finalist **Tye Hill**.

19 - Number of takeaways former All-American and 1982 National Defensive Player-of-the-Year **Terry Kinard** had in his career, still a Tiger record. **Kinard** was inducted into the College Football Hall of Fame in 2001 as well as the Clemson Ring of Honor.


31 - Number of interceptions for **Dexter McCleon** in his NFL career. He had a career-high eight interceptions, second-most in the NFL, in 2000. **McCleon** has played 10 seasons in the NFL, including in 2006 with the Houston Texans.




Terry Kinard



Donnell Woolford



Brian Dawkins



Justin Miller

Honors

All-Americans

| | |
|------------------|---------|
| Bobby Gage | 1948 |
| Jackie Calvert | 1950 |
| Terry Kinard | 1981,82 |
| Donnell Woolford | 1987,88 |
| Brian Dawkins | 1995 |
| Antwan Edwards | 1998 |
| Robert Carswell | 2000 |
| Brian Mance | 2002 |
| Tye Hill | 2005 |

Thorpe Award Nominees

| | |
|------------------|------|
| Donnell Woolford | 1988 |
| Robert O'Neal | 1991 |
| Brian Dawkins | 1995 |
| Antwan Edwards | 1998 |
| Robert Carswell | 1999 |
| Justin Miller | 2003 |

| | |
|----------|------|
| Tye Hill | 2005 |
|----------|------|

All-Conference Players

| | |
|------------------|---------|
| Bob Bailey | 1937 |
| Shad Bryant | 1939 |
| Wayne Page | 1966 |
| Frank Liberatore | 1967 |
| Don Kelley | 1970 |
| Peanut Martin | 1973 |
| Jim Ness | 1974 |
| Steve Ryan | 1977,78 |
| Rex Varn | 1979 |
| Terry Kinard | 1981,82 |
| Rod McSwain | 1983 |
| Ronald Watson | 1984 |
| Delton Hall | 1986 |
| Donnell Woolford | 1987,88 |
| James Lott | 1988,89 |

| | |
|-----------------|------------|
| Dexter Davis | 1989,90 |
| Robert O'Neal | 1989,91,92 |
| Brian Dawkins | 1993-95 |
| Andre Humphrey | 1993 |
| Leomont Evans | 1995 |
| Dexter McCleon | 1996 |
| Antwan Edwards | 1997,98 |
| Robert Carswell | 1999,00 |
| Charles Hafley | 2001 |
| Brian Mance | 2002 |
| Justin Miller | 2002,04 |
| Tye Hill | 2005 |

ACC 50-Year Selections

| | |
|--------------|---------|
| Terry Kinard | 1979-82 |
|--------------|---------|

NFL Players

| | |
|--------------------|---------|
| Robert Carswell | 2001,02 |
| Darrel Crutchfield | 2001 |
| Kenny Danforth | 1987 |
| Dexter Davis | 1991-95 |
| Ty Davis | 1985-87 |
| Brian Dawkins | 1996-06 |
| Antwan Edwards | 1999-05 |
| Leomont Evans | 1996-99 |
| Jamaal Fudge | 2006 |
| Delton Hall | 1987-93 |
| Jerome Henderson | 1991-98 |
| Tye Hill | 2006 |
| Terry Kinard | 1983-90 |
| Al Latimer | 1979-84 |
| Dexter McCleon | 1997-06 |
| Rod McSwain | 1984-90 |
| Justin Miller | 2005,06 |

| | |
|------------------|---------|
| Robert O'Neal | 1993-96 |
| Reggie Pleasant | 1985-96 |
| James Trapp | 1993-03 |
| Charlie Waters | 1970-81 |
| Perry Williams | 1987 |
| Donnell Woolford | 1989-97 |

Pro Bowl Players

| | |
|----------------|---------------------|
| Charlie Waters | 1976-78 |
| Terry Kinard | 1988 |
| Brian Dawkins | 1999,01,02,04,05,06 |

Super Bowl Champions

| | |
|-------------------------|---------|
| Terry Kinard, Giants | 1986 |
| Charlie Waters, Cowboys | 1971,77 |
| Dexter McCleon, Rams | 1999 |
| James Trapp, Ravens | 2000 |



- Tommy Bowden-coached teams have been shown on live television 83 times in 98 possible games in his eight years as head coach. That means 85 percent of Clemson's games have been televised since Bowden became the head coach in 1999. That includes 2006 when all 13 games were shown on live television, including seven on **ESPN**. Clemson was shown on **ESPN** as often as Notre Dame was shown on **NBC** in 2006. The Tigers have been on the **ESPN** family of networks 17 times in the last two years.
- Clemson had 11 exposures on television in 2005, as the Tigers were on the **ESPN** family of stations seven times.
- Clemson has appeared on **ESPN** 43 times in the last eight years, or since Bowden became Clemson's head coach in 1999. Each of Clemson's last three games of 2005 were on **ESPN** or **ESPN2**. Clemson won all three games.
- The Tigers have had 137 televised games in the last 16 years, an average of 8.6 per year.
- The Clemson-Florida State game has become one of the top spectacles in college football. Thirteen of the last 16 games in the series have been telecast by **ABC**, **CBS**, or **ESPN**. The 1999 game was the first-ever Division I meeting between father-and-son coaches, as Bobby Bowden faced son Tommy Bowden. It was one of the most highly-rated games in **ESPN's** Saturday evening primetime game history. The 2007 Clemson vs. Florida State game will be shown on **ESPN** on Labor Day

evening, the only college game in that time slot.


- In 2003, the meeting between Clemson and Florida State was the highest-rated, regular-season college football game in the history of **ESPN2**.
- Over 700 members of the media cover the Clemson-Florida State game each year. The 1999 meeting attracted media from Boston, Chicago, Dallas, Houston, Los Angeles, Miami, New York, and Washington D.C.
- Clemson's 2006 seniors appeared on television 41 times in 49 possible games. That included 32 appearances on either **ABC** or the **ESPN** family of networks.
- Clemson has been shown on national television at least three times each of the last 11 seasons.
- Clemson has an all-time record of 144-99-5 in televised games over the years, including a 75-36-3 record in games shown from Death Valley.
- Clemson benefits from the considerable contracts that the ACC negotiates with **ABC**, **ESPN**, and **ESPN2**. The regular-season package is among the best in the nation, as it insures at least 72 ACC team exposures each year. Clemson has been shown in at least seven games every year since 1993, and that streak will continue in 2007.
- Clemson has its own replay network through **College Sports Southeast (CSS)**. Each game is replayed on cable outlets throughout the southeast, and the games are also replayed on those channels during the summer.



ESPN's Erin Andrews is one of many commentators who have covered Clemson football games in recent seasons.



ESPN has televised Tiger games 43 times in Head Coach Tommy Bowden's eight seasons at Clemson, including 10 games in 2006.



Running back C.J. Spiller, a 2006 freshman All-American, adorned the front cover of Street & Smith's 2007 preseason magazine.



2006 ACC Standings

| Atlantic Division | | | | | | | | | | Coastal Division | | | | | | | | | |
|-------------------|----------------|------------|----------------|----------------|------------|----------------|----------------|------------|--|------------------|----------------|-----|---------|---------|---------|---------|---------|-----|--|
| ACC | | | | | Overall | | | | | ACC | | | | | Overall | | | | |
| Rk | Team | W-L | Score | H R | W-L | Score | H R | N | | Rk | Team | W-L | Score | H R | W-L | Score | H R | N | |
| 1. | Wake Forest | 6-2 | 175-155 | 2-2 4-0 | 11-3 | 302-215 | 4-2 6-0 | 1-1 | | 1. | Georgia Tech | 7-1 | 213-155 | 4-0 3-1 | 9-5 | 349-257 | 6-1 3-2 | 0-2 | |
| 2. | Clemson | 5-3 | 209-136 | 3-1 2-2 | 8-5 | 425-210 | 5-2 2-2 | 1-1 | | 2. | Virginia Tech | 6-2 | 186-93 | 3-1 3-1 | 10-3 | 336-143 | 7-1 3-1 | 0-1 | |
| | Boston College | 5-3 | 189-133 | 4-0 1-3 | 10-3 | 338-204 | 7-0 2-3 | 1-0 | | 3. | Virginia | 4-4 | 124-116 | 3-1 1-3 | 5-7 | 181-214 | 4-2 1-5 | 0-0 | |
| | Maryland | 5-3 | 171-198 | 3-1 2-2 | 9-4 | 284-284 | 6-1 2-3 | 1-0 | | 4. | Miami (FL) | 3-5 | 127-127 | 2-2 1-3 | 7-6 | 255-201 | 5-2 1-4 | 1-0 | |
| 5. | Florida State | 3-5 | 180-166 | 1-3 2-2 | 7-6 | 345-258 | 4-4 2-2 | 1-0 | | 5. | North Carolina | 2-6 | 109-221 | 1-3 1-3 | 3-9 | 216-366 | 2-5 1-4 | 0-0 | |
| 6. | N.C. State | 2-6 | 137-174 | 2-2 0-4 | 3-9 | 210-262 | 3-4 0-5 | 0-0 | | 6. | Duke | 0-8 | 124-280 | 0-4 0-4 | 0-12 | 179-406 | 0-7 0-5 | 0-0 | |

Honors & Awards

First-Team Offense

| | | | | |
|----|-------------------------|-----|----------------|------------|
| QB | Matt Ryan | Jr. | Boston College | 142 |
| RB | James Davis | So. | Clemson | 149 |
| RB | Branden Ore | So. | Virginia Tech | 134 |
| WR | Calvin Johnson | Jr. | Georgia Tech | 160 |
| WR | Chansi Stuckey | Sr. | Clemson | 94 |
| TE | Greg Olsen | Jr. | Miami (FL) | 112 |
| OT | Steve Vallos | Sr. | Wake Forest | 150 |
| OT | Barry Richardson | Jr. | Clemson | 85 |
| OG | Josh Beekman | Sr. | Boston College | 142 |
| OG | Nathan Bennett | Sr. | Clemson | 114 |
| C | Steve Justice | Jr. | Wake Forest | 113 |
| PK | Sam Swank | So. | Wake Forest | 103 |
| SP | Darrell Blackman | Jr. | N.C. State | 97 |

First-Team Defense

| | | | | |
|----|---------------------|-----|----------------|------------|
| DE | Gaines Adams | Sr. | Clemson | 157 |
| DE | Calais Campbell | So. | Miami (FL) | 105 |
| DT | Joe Anoai | Sr. | Georgia Tech | 108 |
| DT | DeMarcus Tyler | Sr. | N.C. State | 98 |
| LB | Vince Hall | Jr. | Virginia Tech | 113 |
| LB | Buster Davis | Sr. | Florida State | 102 |
| LB | Jon Abbate | Jr. | Wake Forest | 97 |
| CB | John Talley | Sr. | Duke | 140 |
| CB | Brandon Flowers | So. | Virginia Tech | 88 |
| S | Josh Gattis | Sr. | Wake Forest | 149 |
| S | Jamal Lewis | Jr. | Georgia Tech | 61 |
| P | Durant Brooks | Jr. | Georgia Tech | 132 |

Player-of-the-Year

Calvin Johnson • Georgia Tech

Offensive Player-of-the-Year

Calvin Johnson • Georgia Tech

Defensive Player-of-the-Year

Gaines Adams • Clemson

Rookie-of-the-Year

Riley Skinner • Wake Forest

Coach-of-the-Year

Jim Grobe • Wake Forest

Brian Piccolo Award

Glenn Sharpe • Miami (FL)

Jacobs Blocking Trophy

Josh Beekman • Boston College

Jim Tatum Award

Josh Wilson • Maryland

Second-Team Offense

| | | | | |
|----|---------------------|-----|----------------|-----------|
| QB | Riley Skinner | Fr. | Wake Forest | 33 |
| RB | Tashard Choice | Jr. | Georgia Tech | 103 |
| RB | C.J. Spiller | Fr. | Clemson | 58 |
| WR | Darius Heyward-Bey | Fr. | Maryland | 46 |
| WR | Greg Carr | So. | Florida State | 38 |
| TE | Anthony Hill | Jr. | N.C. State | 65 |
| OT | Duane Brown | Jr. | Virginia Tech | 58 |
| OT | Jim Marten | Sr. | Boston College | 49 |
| OG | Leroy Harris | Sr. | N.C. State | 57 |
| OG | Andrew Crummey | Jr. | Maryland | 42 |
| C | Dustin Fry | Sr. | Clemson | 96 |
| PK | Brandon Pace | Sr. | Virginia Tech | 87 |
| SP | Eddie Royal | Jr. | Virginia Tech | 57 |

Second-Team Defense

| | | | | |
|----|---------------------|-----|----------------|----|
| DE | Chris Long | Jr. | Virginia | 55 |
| DE | Adamm Oliver | Jr. | Georgia Tech | 34 |
| DT | Kareem Brown | Sr. | Miami (FL) | 81 |
| DT | Andre Fluellen | Jr. | Florida State | 40 |
| DT | B.J. Raji | Jr. | Boston College | 40 |
| LB | Philip Wheeler | Jr. | Georgia Tech | 86 |
| LB | Erin Henderson | So. | Maryland | 64 |
| LB | Xavier Adibi | Jr. | Virginia Tech | 55 |
| CB | Marcus Hamilton | Sr. | Virginia | 61 |
| CB | DeJuan Tribble | Jr. | Boston College | 59 |
| S | Kenny Phillips | So. | Miami (FL) | 49 |
| S | Brandon Meriweather | Sr. | Miami (FL) | 88 |
| P | Adam Podlesh | Sr. | Maryland | 60 |

Future Clemson Schedules

ACC Opponents

Clemson Home Games


| | |
|------|--|
| 2008 | Duke, Georgia Tech, Maryland, N.C. State |
| 2009 | Boston College, Florida State, Virginia, Wake Forest |
| 2010 | Georgia Tech, Maryland, Miami (FL), N.C. State |
| 2011 | Boston College, Florida State, North Carolina, Wake Forest |
| 2012 | Georgia Tech, Maryland, N.C. State, Virginia Tech |
| 2013 | Boston College, Duke, Florida State, Wake Forest |

Clemson Away Games

| |
|--|
| Boston College, Florida State, Virginia, Wake Forest |
| Georgia Tech, Maryland, Miami (FL), N.C. State |
| Boston College, Florida State, North Carolina, Wake Forest |
| Georgia Tech, Maryland, N.C. State, Virginia Tech |
| Boston College, Duke, Florida State, Wake Forest |
| Georgia Tech, Maryland, N.C. State, Virginia |

Teams Clemson Will Not Play

| |
|---|
| Miami (FL), North Carolina, Virginia Tech |
| Duke, North Carolina, Virginia Tech |
| Duke, Virginia, Virginia Tech |
| Duke, Miami (FL), Virginia |
| Miami (FL), North Carolina, Virginia |
| Miami (FL), North Carolina, Virginia Tech |



Clemson will face SEC teams Auburn, Georgia, Mississippi, and Vanderbilt along with annual rival South Carolina in future years. The Tigers will renew the series with border-rival Georgia in 2013.

Non-Conference Opponents

| Year | Opponents |
|------|---|
| 2008 | Central Florida (H), The Citadel (H), Louisiana Tech (Shreveport, LA), South Carolina (H) |
| 2009 | Central Michigan (H), Louisiana Tech (H), Middle Tennessee (H), South Carolina (A) |
| 2010 | Auburn (A), South Carolina (H) |
| 2011 | Auburn (H), South Carolina (A) |
| 2012 | South Carolina (H), Vanderbilt (A) |
| 2013 | Georgia (H), South Carolina (A), Vanderbilt (H) |
| 2014 | Georgia (A), South Carolina (H) |
| 2015 | Mississippi (H), South Carolina (A) |
| 2016 | Mississippi (A), South Carolina (H) |

Note: Subject to change.



Consistency. It is the mark of true excellence in any endeavor.

However in today's intercollegiate athletics, competition has become so balanced and competitive that it is virtually impossible to maintain a high level of consistency.

Yet the Atlantic Coast Conference has defied the odds. Now in its 55th year of competition, the ACC has long enjoyed the reputation as one of the strongest and most competitive intercollegiate conferences in the nation. And that is not mere conjecture...the numbers support it.

Since the league's inception in 1953, ACC schools have captured 105 national championships, including 56 in women's competition and 49 in men's. In addition, NCAA individual titles have gone to ACC student-athletes 139 times in men's competition and 86 times in women's action.

The conference had an immediate impact on the national college football scene in the fall of 1953 when Maryland captured the first of what would eventually be five national football titles for the ACC. Clemson laid claim to the league's second national title in 1981, while Georgia Tech followed suit in 1990. Florida State pocketed national titles #4 and #5 in 1993 and 1999, respectively.

In addition, Miami (FL) has laid claim to five national titles over the past 22 seasons. Four of the Hurricanes' five national titles (1983,87,89,01) were unanimous with both the sportswriters and coaches polls, while Miami (AP) shared the national title with Washington (coaches) in 1991.

In 2006, eight ACC players earned first team All-America honors, while nine others garnered second or third-team honors. The list included Clemson's Gaines Adams, a unanimous first-team pick, and Nathan Bennett, a third-team All-American by AP. The 12 institutions under the ACC banner have produced 523 first or second-team gridiron All-Americans and 72 first-team academic All-Americans.

Including Adams, the #4 overall pick of the 2007 NFL draft, the ACC had 31 players selected in 2007, including six first-round selections. Over the past two years, the ACC has had more players selected in the first round (18) and overall (82) than any other conference in the country. In 2006, the ACC set NFL draft records with 10 first-round selections and 51 players drafted overall.

Adams was the first defensive player chosen in the draft when he was selected #4 overall by Tampa Bay. The

ACC Divisional Tiebreaker

Two-Team Tie

1. Head-to-head between the two tied teams.
2. Records of the tied teams within the division.
3. Head-to-head competition versus the team within the division with the best overall record (divisional and non-divisional), conference record, and proceeding through the division. Multiple ties within the division broken from first to last.
4. Overall record versus all common non-divisional opponents.
5. Combined record versus all non-division teams.
6. Record versus common non-divisional teams based on their order of finish (divisional and non-divisional) and proceeding through other common non-divisional teams based on their order of finish within their division.
7. The tied team with the highest ranking in the Bowl Championship Series standings following the end of regular-season games shall be the divisional representative in the ACC Championship Game.
8. The representative shall be chosen by a draw.

Three (or More) Team Tie

1. Combined head-to-head record among the tied teams.
2. Records of the tied teams within the division.
3. Head-to-head competition versus the team within the division with the best overall (divisional and non-divisional), conference record, and proceeding through the division. Multiple ties within the division broken from first to last.

sional), conference record, and proceeding through the division. Multiple ties within the division will be broken first to last.

4. Overall record for non-division teams.
5. Combined record versus all common non-divisional teams.
6. Record versus common non-divisional with the best overall conference (divisional and non-divisional record) and proceeding through the other common non-divisional teams based on their order of finish within the division.
7. The tied team with the highest ranking in the Bowl Championship Series standings following the conclusion of regular-season games shall be the divisional representative in the ACC Championship Game, unless the second of the tied teams is ranked within five-or-fewer places of the highest-ranked tied team. In this case, the head-to-head results of the top two ranked tied teams shall determine the representative in the ACC Championship Game.
8. The representative shall be chosen by a draw.

Note: Once tie has been reduced to two teams, the two-team tiebreaker format is used.

combination of Calvin Johnson of Georgia Tech (#2) and Adams (#4) being selected gave the ACC two of the top four picks for the second straight year.

The 12 current ACC schools have had 2,124 players selected in the annual professional football draft, including 210 first-round selections.

If success is best measured in terms of wins and losses, then the ACC over the years has proved itself to be among the elite in Division I-A football. The ACC is the nation's winningest bowl conference, as the 12 current league teams are a combined 143-123-5 (.537) in bowl games.

The ACC is the only conference to post a .500-or-better record in postseason play in each of the past six years. Since 2001, the ACC is 25-16 in bowl games, and it has the best bowl winning percentage (.609) among all BCS conferences.

For the second straight year, an ACC-record eight teams earned bowl bids in 2006. Since 2001, 41 ACC teams have been to bowl games. In 2002, the ACC set an NCAA record when seven of its nine teams receiving bowl bids.

Eight of the 12 ACC teams finished with winning records in 2006, including six with at least eight wins and three with 10 or more. Eight of the 12 ACC teams were ranked at least once during the season, including Clemson, who was ranked #10 in the nation in late October. The Tigers were also ranked 10 total weeks during the 2006 season.

For the first time in history, ACC schools surpassed the 4.4-million mark in total attendance in 2006. Over 85 home games, ACC teams drew 4,485,625 fans, breaking the existing record of 3,835,260 set in 2005. Clemson led the league in average attendance with 81,506 fans per game.

2007 ACC Bowl Game Information

Champs Sports Bowl

Game Location: Orlando, FL
Stadium: Florida Citrus Bowl (70,000)
Date: December 28, 2007
Time: 5:00 PM EST
Network: ESPN
Matchup: ACC vs. Big Ten
Address: One Citrus Bowl Place;
 Orlando, FL 32805
Phone / Fax: .. (407) 423-2476 / 425-8451
Executive Director: Steve Hogan
Media Relations Director: .. Greg Creese
Website: FCSports.com

Emerald Bowl

Game Location: San Francisco, CA
Stadium: AT&T Park (40,184)
Date: December 28, 2007
Time: 8:30 PM EST
Network: ESPN
Matchup: ACC vs. Pac 10
Address: 24 Willie Mays Plaza;
 San Francisco, CA 94107
Phone / Fax: .. (415) 947-2695 / 947-2925
Executive Director: Gary Cavalli
Media Relations Director: Doug Kelly
Website: EmeraldBowl.org

Meineke Car Care Bowl

Game Location: Charlotte, NC
Stadium: .. Bank of America Stadium (73,238)

Date: December 29, 2007
Time: 1:00 PM EST
Network: ESPN
Matchup: ACC vs. Big East
Address: 2815 Coliseum Center Drive;
 Suite 200; Charlotte, NC 28217
Phone / Fax: .. (800) 618-8149 / (704) 378-4465
Executive Director: Will Webb
Media Relations Director: Frank Kay
Website: MeinekeCarCareBowl.com

Roady's Humanitarian Bowl

Game Location: Boise, ID
Stadium: Bronco Stadium (30,000)
Date: December 31, 2007
Time: 2:00 PM EST
Network: ESPN2
Matchup: ACC vs. WAC
Address: 1109 Main Street;
 Mezzanine Suite B; Boise, ID 83702
Phone / Fax: ... (208) 424-1011 / 424-1121
Executive Director: Gary Beck
Media Relations Director: Lori Hayes
Website: .. RoadysHumanitarianBowl.com

Gaylord Hotels Music City Bowl

Game Location: Nashville, TN
Stadium: LP Field (67,000)
Date: December 31, 2007
Time: 4:00 PM EST
Network: ESPN

Matchup: ACC vs. SEC
Address: 414 Union Street; Suite 800;
 Nashville, TN 37219
Phone / Fax: .. (615) 743-3130 / 244-3540
Executive Director: Scott Ramsey
Media Relations Director: .. Brian Fulton
Website: MusicCityBowl.com

Chick-fil-A Bowl

Game Location: Atlanta, GA
Stadium: Georgia Dome (71,959)
Date: December 31, 2007
Time: 7:30 PM EST
Network: ESPN
Matchup: ACC vs. SEC
Address: .. 235 Andrew Young International Boulevard;
 Atlanta, GA 30303
Phone / Fax: .. (404) 586-8500 / 586-8508
President: Gary Stokan
Media Relations Director: .. Matt Garvey
Website: Chick-fil-ABowl.com

Toyota Gator Bowl

Game Location: Jacksonville, FL
Stadium: .. Jacksonville Municipal Stadium (73,000)
Date: January 1, 2008
Time: 1:00 PM EST
Network: CBS
Matchup: .. ACC vs. Big 12/Big East/Notre Dame
Address: One Gator Bowl Boulevard;
 Jacksonville, FL 32202

Phone / Fax: .. (904) 798-1700 / 632-2080
Executive Director: Rick Catlett
Vice-President: Cheri O'Neil
Website: GatorBowl.com

FedEx Orange Bowl

Game Location: Fort Lauderdale, FL
Stadium: Dolphin Stadium (72,230)
Date: January 3, 2008
Time: 8:00 PM EST
Network: FOX
Matchup: Bowl Championship Series
Address: .. 703 Waterford Way; Suite 590;
 Miami, FL 33126
Phone / Fax: .. (305) 341-4700 / 341-4750
Chief Executive Officer: Eric L. Poms
Media Relations Director: .. Jeff Purinton
Website: OrangeBowl.org

BCS National Championship Game

Game Location: New Orleans, LA
Stadium: .. Louisiana Superdome (72,000)
Date: January 7, 2008
Time: 8:00 PM EST
Network: FOX
Matchup: .. National Championship Game
Address: .. 110 Veterans Memorial Boulevard;
 Suite 500; Metairie, LA 70005
Phone / Fax: .. (504) 828-2440 / 828-2441
Chief Executive Officer: .. Paul J. Hoolahan
Director of Communications: .. Duane Lewis



Clemson Ring of Honor

The Ring of Honor is the highest honor a Clemson student-athlete can receive. A recipient must first be a member of the Clemson Hall of Fame, earn at least an undergraduate degree, and make a significant contribution to the heritage of Tiger athletics. Honorees will have their jersey retired.

Ring of Honor Members



Rusty Adkins was the first baseball player named to the Clemson Ring of Honor in 1997. He is the only three-time All-American in Tiger baseball history (1965,66,67). A three-time First-Team All-ACC player, Adkins hit .444 in 1965, an average that remained a

Tiger record for 37 years. Adkins had a 41-game hitting streak that remains in the top 10 in NCAA history. He was also named to the ACC's 50-Year Anniversary team in 2002.



Bob Bradley was the first administrator named to the Ring of Honor in 2005. Bradley served Clemson for 45 years in the sports information office as director and emeritus director. He won the Arch Ward Award as the College Sports Information Direc-

tors of America Man-of-the-Year in 1976. He was inducted into the organization's Hall of Fame in 1975, the Clemson Athletic Hall of Fame in 1985, the Gator Bowl Hall of Fame in 2000, and the South Carolina Hall of Fame in 2001. The press box at Memorial Stadium was named in his honor in 1988.




Jerry Butler joined teammate Steve Fuller in the Clemson Ring of Honor in 1999. The two-time All-ACC player was a First-Team AP All-American in 1978 when he joined Steve Fuller in leading Clemson to a #6 national ranking and 11-1 record. He

caught at least one pass in 36 consecutive games, a record that still stands today. In 1979, he was the #5 draft pick of the NFL by the Buffalo Bills, where he played at a Pro Bowl level for eight seasons.



Fred Cone, who was inducted into the Ring of Honor in 1997, was the first player in Clemson history to rush for at least 2,000 yards in a career. Cone played for the Tigers from 1948-50. He still is third on the Clemson career list for touchdowns with 31. Cone


was a starter on two undefeated Tiger teams, one of two players in school history to do that.



Dale Davis was the first men's basketball player inducted into the Ring of Honor in 1999. He was a three-time All-ACC player from 1987-91 and a first-team selection in 1990 in leading Clemson to its first ACC regular-season title. He is still among the ACC's top 10 in career field-goal percentage. A first-round draft pick of the Pacers, he is still active in the NBA.



Jeff Davis, captain of the 1981 National Championship team, joined the Ring of Honor in 1995. He was a first-team All-American in 1981 when he led the team in tackles (175). Davis was also named MVP of the ACC and defensive MVP of the Orange Bowl victory over Nebraska, the game that clinched the national title for the Tigers. He will be inducted into the College Football Hall of Fame in December of 2007.



Steve Fuller was a charter member of the Ring of Honor in 1994. He is one of three football players in Clemson history to be chosen an All-American on the field and in the classroom in the same year. Fuller was a two-time, first-team academic All-American and a Third-Team Associated Press All-American in 1978. He is still the only Tiger to be named ACC Player-of-the-Year twice, and was an NCAA Top Five Award winner in 1979, the only Tiger athlete to win the award.




Frank Howard was a charter member of the Ring of Honor in 1994. He was head coach between 1940-69, when he led Clemson to eight league titles, six bowl games, and six top-25 seasons. Howard, who had 165 wins, was inducted into the College Football Hall of Fame in 1989, and is the second-winningest coach in ACC history.



Barbara Kennedy was Clemson's first female athlete named to the Ring of Honor in 1999. She still holds the school's along with the Atlantic Coast Conference's career mark for points (3,113) and rebounds (1,252), records that will probably never be broken. She was a two-time All-American in 1981 and 1982, and three-time First-Team All-ACC player

in the 1980, 1981, and 1982 seasons. She remains as the only two-time All-American and three-time First-Team All-ACC selection in Clemson history as well.



Terry Kinard, who played for the Tigers from 1978-82, was inducted into the Ring of Honor in 2001, the same year he was inducted into the College Football Hall of Fame. The native of Sumter, SC was named national defensive player-of-the-year by CBS Sports during his senior season in 1982. Kinard was named to the All-Decade of the 1980s College Football team by USA Today and to the All-Century team of College Football by Sports Illustrated in 2000.



Tina Krebs was the first track athlete named to the Ring of Honor in 2003. A cross country, distance, and middle distance runner for the Lady Tigers from 1982-86, Krebs' versatility helped shape Clemson women's track & field. She was a big reason Clemson had seven top-15 final rankings in cross country and indoor track during her four years with the program. She was an eight-time All-American in cross country, indoor track, and outdoor track, and was a three-time NCAA Champion, still the only athlete in any sport in Clemson history to win three national championships.



Banks McFadden was one of three charter members of the Ring of Honor in 1994. He was named the nation's most versatile athlete in 1939 when he was an All-American in football and basketball in the same calendar year. He is still the only Clemson athlete to accomplish that feat. McFadden led the Tigers to their first bowl bid, a 6-3 victory over Boston College in the 1940 Cotton Bowl, and to the Southern Conference basketball championship. He was the #3 overall pick of the 1940 NFL draft, the highest draft selection for a Tiger football player in history.

The **1981 Football Team** was inducted into the Clemson Ring of Honor during the fall of 2006 in conjunction with the team's 25-year anniversary celebration of winning the national championship. Every player, coach, manager, and administrator associated with that team is considered in the Ring of Honor within the team concept. The Tigers had a perfect 12-0 record that season, as they defeated Nebraska 22-15 in the 1982 Orange Bowl to claim the national title. For more information on that team, see pages 52,53.

Clemson Hall of Fame



| Student-Athlete | Sport(s) | Years | Inducted | | | | | | | | |
|-------------------------|---|---------------|----------|-------------------------------|---|---------------|------|--------------------------|--|---------|------|
| Jimmy Addison | Football | 1965-67 | 1994 | Mutt Gee | Football | 1914-17 | 1975 | Carter Newman | Men's Track, Men's Basketball | 1924-27 | 1983 |
| Rusty Adkins | Baseball | 1965-67 | 1977 | Frank Gillespie | Baseball | 1943,47-49 | 1977 | Rock Norman | Men's Track Coach | 1940-57 | 1974 |
| Ben Anderson | Football | 1970-72 | 1997 | | Football | 1946-48 | | | Football Coach, Men's Basketball Coach | 1941-46 | |
| Obed Ariri | Football, Men's Soccer | 1976-80 | 1998 | Buddy Gore | Men's Basketball | 1946-49 | | Billy O'Dell* | Baseball | 1952-54 | 1973 |
| Rick Aronberg | Men's Swimming | 1986-90 | 2001 | Kim Graham | Football | 1965-67 | 1986 | Harry Olszewski | Football | 1965-67 | 1980 |
| Boo Armstrong | Football | 1918-20 | 1978 | Horace Grant | Women's Track | 1989-93 | 1998 | Suzie Owens | Football | 1919,20 | 1980 |
| Jill Bakehorn | Women's Swimming | 1986-89 | 2001 | John Grdijan | Men's Basketball | 1983-87 | 1999 | | Baseball | 1920,21 | |
| Stumpy Banks | Football | 1915-19 | 1975 | Michael Green | Football | 1955-57 | 1983 | Choppy Patterson | Men's Basketball | 1959-63 | 1981 |
| Brian Barnes | Baseball | 1986-89 | 2004 | Billy Hair | Men's Track | 1990-93 | 2001 | Chris Patton | Golf | 1986-90 | 2000 |
| Gary Barnes | Football | 1959-61 | 2002 | Dr. Jud Hair | Football | 1950-52 | 1983 | Bob Paulling | Baseball, Football | 1979-83 | 1994 |
| Jessica Barr | Women's Basketball | 1992-94 | 2000 | Vincent Hamilton | Team Physician | 1957-85 | 2000 | Michael Dean Perry | Football | 1984-87 | 2000 |
| Tom Barton | Football | 1949-52 | 1987 | R.G. Hamilton | Men's Basketball | 1980-85 | 2003 | William Perry | Football | 1981-84 | 2002 |
| George Bennett | IPTAY Director | 1971-79,93-04 | 1989 | Dr. Byron Harder | Football | 1896 | 1981 | Jim Phillips | Broadcaster | 1967-03 | 1992 |
| Kris Benson | Baseball | 1994-96 | 2005 | Jim Haughey | Physician | 1972-05 | 2005 | John Phillips | Football | 1984-87 | 1999 |
| Joe Net Berry | Football | 1934-36 | 1981 | Pam Hayden | Men's Track | 1979-83 | 2003 | Dr. Robert Poole | University President | 1940-58 | 2006 |
| Joe Blalock* | Football | 1939-41 | 1973 | Bert Heffernan | Women's Swimming | 1984-88 | 1995 | O.K. Pressley | Football | 1926-28 | 1978 |
| | Men's Basketball | 1940,41 | | John Heisman | Baseball | 1985-88 | 2002 | Phil Prince | Football | 1944-48 | 1995 |
| Jeff Bostic | Football | 1977-79 | 1997 | Dick Hendley | Football | 1900-03 | 1981 | Dillard Pruitt | Golf | 1981-84 | 1998 |
| Joe Bostic | Football | 1975-78 | 1996 | | Football | 1946,48-50 | 1984 | Carl Pulkinen | Boxing, Men's Track | 1946-49 | 1987 |
| Bob Bradley | Sports Information Director | 1955-89 | 1985 | | Baseball | 1949-51 | | Dewey Quinn | Football, Men's Basketball, Baseball | 1943-46 | 1994 |
| Jim Brennan | Men's Basketball | 1961-64 | 1983 | Sam Henson | Wrestling | 1992-94 | 2000 | Flint Rhem | Baseball | 1920-23 | 1979 |
| Bubba Brown | Football | 1976-79 | 1999 | Terence Herrington | Men's Track | 1985-89 | 2006 | Dr. Walter Merritt Riggs | Administrator | 1896-00 | 1994 |
| Thomas Brown | Football, Men's Basketball | 1933-37 | 1987 | Doug Hoffman | Baseball | 1957-59 | 1980 | Red Ritchie | Administrator | 1955-71 | 1980 |
| Clyde Brown | Men's Soccer | 1972-75 | 1984 | | Men's Basketball | 1956-59 | | Rick Robbins | Academics | 1967-80 | 1982 |
| Shandy Bryan | Women's Basketball | 1989-93 | 2006 | P.B. Holtzendorff, III | Men's Swimming, Men's Tennis | 1938-41 | 1976 | Bobby Robinson | Golf Coach, Athletic Director | 1974-02 | 2002 |
| Jeff Bryant | Football | 1978-81 | 1996 | Fred Hoover | Trainer | 1958-98 | 1982 | Phil Rogers | Football | 1965-67 | 1989 |
| Shad Bryant | Football | 1937-39 | 1979 | Frank Howard* | Football Coach, Athletic Director | 1931-74 | 1973 | Tree Rollins | Men's Basketball | 1973-77 | 1987 |
| Dude Buchanan | Men's Basketball, Baseball | 1938-41 | 1991 | Bob Hudson | Football | 1947-50 | 1980 | Clarence Rose | Golf | 1978-80 | 2004 |
| Greg Buckner | Men's Basketball | 1994-98 | 2005 | | Men's Track | 1948-51 | | Wallace Roy | Men's Track | 1924-26 | 1977 |
| Sara Burkett | Women's Soccer | 1995-98 | 2004 | Bill Hudson | Football, Men's Track | 1954-56 | 1984 | | Football | 1923-25 | |
| Bob Burns | Men's Tennis | 1958-62 | 1988 | Dr. I.M. Ibrahim | Men's Soccer Coach | 1967-94 | 2000 | | Men's Basketball | 1925,26 | |
| Charlie Bussey | Football | 1954-56 | 1988 | Ute Jamrozy | Women's Track | 1985-88 | 2000 | Smiley Sanders | Baseball, Football | 1971-74 | 2003 |
| Jerry Butler | Football | 1975-78 | 1986 | Ralph Jenkins | Football | 1943-46 | 1995 | William Schilleter | Football | 1911-14 | 1973 |
| Jonathan Byrd | Men's Golf | 1994-98 | 2006 | Frank Jervey | Benefactor | 1914-83 | 1975 | Randy Scott | Football | 1975-78 | 2004 |
| Jackie Calvert | Football | 1948-50 | 1977 | Kevin Johnson | Men's Golf | 1985-89 | 2002 | Bob Sharpe | Football | 1938-40 | 1982 |
| | Men's Track | 1949-51 | | Bob Jones | Men's Basketball | 1927-30 | 1974 | Neil Simons | Baseball | 1977-80 | 1997 |
| Elden Campbell | Men's Basketball | 1986-90 | 2000 | | Football | 1928-30 | | Hoke Sloan | Men's Tennis Coach | 1930-59 | 1977 |
| Jack Chandler | Men's Track, Men's Basketball | 1920-25 | 1984 | Homer Jordan | Football | 1979-82 | 1993 | Bob Smith | Baseball Coach, Football Coach | 1950-69 | 1988 |
| Chip Clark | Men's Basketball, Men's Golf, Men's Track | 1942-46 | 1998 | Whitey Jordan | Baseball, Football | 1955-58 | 2003 | Glenn Smith | Football | 1949-51 | 1982 |
| Dwight Clark | Football | 1975-78 | 1988 | | Football Coach | 1959-72,93 | | John Snee | Men's Basketball | 1948-52 | 1976 |
| Doug Cline | Football | 1957-59 | 1991 | | Men's Golf Coach | 1963-68 | | Bill Spiers | Baseball, Football | 1985-87 | 1998 |
| Ty Cline | Baseball | 1959,60 | 1978 | Barbara Kennedy-Dixon | Women's Basketball | 1978-82 | 1989 | Nicole Stafford-Lake | Women's Tennis | 1984-88 | 2004 |
| Coy Cobb | Men's Swimming | 1981-85 | 2004 | Steve Kenney | Football | 1975-78 | 2006 | Cindy Stern-DeMartino | Women's Volleyball | 1996-99 | 2005 |
| Wayne Coffman | Women's Track Coach | 1985-97 | 2006 | Jimmy Key | Baseball | 1980-82 | 1999 | Harold Stowe | Baseball | 1957-59 | 1979 |
| Roger Collins | Men's Soccer | 1969,70 | 1978 | Terry Kinard | Football | 1978-82 | 1992 | Jim Stuckey | Football | 1976-79 | 1995 |
| | Men's Track | 1968-70 | | Don King | Football | 1952-55 | 1992 | Jim Sutherland | Men's Basketball | 1964-67 | 1991 |
| Fred Cone* | Football | 1948-50 | 1973 | Doug Kingsmore | Baseball | 1951-54 | 1985 | Charlie Timmons | Football | 1938-42 | 1985 |
| David Cooper | Men's Tennis | 1967-69 | 1983 | Levon Kirkland | Football | 1988-91 | 2001 | Strom Thurmond | Men's Track | 1921-23 | 1983 |
| Bobby Conrad | Men's Basketball | 1976-80 | 1993 | Janet Knight-Linder | Women's Basketball | 1982-86 | 1999 | James Trapp | Men's Track | 1990-93 | 2000 |
| Walter Cox | Football, Football Coach, Baseball Coach | 1935-51 | 1984 | Fred Knoebel | Football, Baseball | 1950-52 | 1996 | | Football | 1989-92 | |
| Mary Ann Cubelic-Grant | Women's Basketball | 1979-83 | 2002 | Hans Koeleman | Men's Track | 1980-83 | 1995 | David Treadwell | Football | 1984-87 | 1997 |
| Bennie Cunningham | Football | 1973-75 | 1984 | Tina Krebs | Women's Track | 1982-86 | 1993 | Annie Tribble | Women's Basketball Coach | 1976-87 | 1994 |
| Dale Davis | Men's Basketball | 1987-91 | 1996 | Mitzi Kremer | Women's Swimming | 1986-89 | 1994 | Perry Tuttle | Football | 1978-81 | 1991 |
| Jeff Davis | Football | 1978-81 | 1989 | Joe Landrum | Baseball | 1946,47 | 1974 | Kenneth N. Vickery | Faculty Chairman | 1971-82 | 2005 |
| Mark Dickson | Men's Tennis | 1979-82 | 1999 | Bull Lightsey | Football | 1922,24,25 | 1976 | Don Wade | Football | 1949-51 | 1992 |
| Bill Dillard | Football | 1932-34 | 1991 | Noel Loban | Wrestling | 1977-80 | 1991 | Charles Warren | Men's Golf | 1994-98 | 2005 |
| Lisa Dillard-Hanks | Women's Track | 1988-91 | 2001 | Stacy Long | Football | 1986,88-90 | 2004 | Charlie Waters | Football | 1967-69 | 1981 |
| Russell Dorn | Boxing | 1937,38 | 1979 | William Lynn | Men's Track | 1931-34 | 1986 | Joel Wells | Football | 1954-56 | 1974 |
| John Dunkelberg | Men's Track | 1958-60 | 1976 | Randy Mahaffey | Men's Basketball | 1964-67 | 1975 | Craig White | Baseball | 1969-73 | 1988 |
| Dr. R.C. Edwards | Football Manager | 1933 | 1984 | Wayne Mass | Football | 1965-67 | 1993 | Harvey White | Football | 1957-59 | 1981 |
| Eric Eichmann | Men's Soccer | 1983-86 | 2003 | Bill Mathis | Football | 1957-59 | 1979 | Susan Hill-Whitson | Women's Tennis | 1977-80 | 1986 |
| Janet Ellison McDonnell | Women's Swimming | 1977-80 | 1999 | Ray Mathews | Baseball | 1948-50 | 1978 | Rodney Williams | Football | 1985-88 | 2000 |
| Mike Eppley | Football, Men's Basketball | 1980-84 | 1990 | | Football | 1947-50 | | Gene Willimon | IPTAY Secretary, Football | 1933-77 | 1986 |
| Gigi Fernandez | Women's Tennis | 1983 | 2005 | Richard Matuszewski | Men's Tennis | 1983-86 | 2001 | Don Willis | Football | 1935-38 | 1988 |
| R.H. Fike | President IPTAY | 1934,35 | 1978 | John Maxwell | Football | 1902,03 | 1974 | Charles Woods, Jr. | Football | 1936-38 | 1975 |
| Mac Folger | Football, Men's Track | 1934-36 | 1975 | Bill McLellan | Football, Athletic Director | 1952,53,66-85 | 1993 | Donnell Woolford | Football | 1985-88 | 2005 |
| Danny Ford | Football Coach | 1979-89 | 1999 | Banks McFadden* | Men's Track, Football, Men's Basketball | 1937-40 | 1973 | Wyndie Wyndham | Football | 1948-50 | 1980 |
| Jane Forman | Women's Tennis | 1980-84 | 2003 | Herman McGee | Trainer | 1934-80 | 1976 | Jimmy Wynn | Men's Track | 1962-64 | 1982 |
| Donna Forrester | Women's Basketball | 1976-78 | 1996 | Carl McHugh | Men's Swimming Coach | 1947-76 | 1983 | Bill Yarborough | Men's Basketball | 1952-57 | 1974 |
| Bill Foster | Men's Basketball Coach | 1975-84 | 2001 | Goat McMillan | Football | 1928,29 | 1985 | Vince Yockel | Men's Basketball | 1955-58 | 1982 |
| Eddis Freeman | Football, Basketball, Golf | 1943-46 | 1998 | | Football Coach | 1937-64 | | Kyle Young | Football | 1997-01 | 2006 |
| George Fritts | Football | 1939-41 | 1977 | Dr. Lee Milford | Chairman Athletic Council, Physician | 1930-54 | 1981 | Butch Zatezalo | Men's Basketball | 1966-70 | 1988 |
| | Men's Track | 1940-42 | | Bobbie Mims Felder | Women's Basketball | 1976-80 | 2001 | | | | |
| Steve Fuller | Football | 1975-78 | 1985 | Gene Moore | Football, Baseball | 1946-49 | 1993 | | | | |
| Bobby Gage | Football | 1945-48 | 1976 | Parker Moore | Men's Golf | 1973-76 | 1992 | | | | |
| Chris Gardocki | Football | 1988-90 | 2001 | Dr. Denise Murphy-Stadelmaier | Women's Volleyball | 1983-86 | 1999 | | | | |
| Dreher Gaskin | Football | 1950-53 | 1994 | Bruce Murray | Men's Soccer | 1984-87 | 1992 | | | | |
| Rusty Gerhardt | Baseball | 1969-72 | 1982 | Larry Nance | Men's Basketball | 1977-81 | 1995 | | | | |
| | | | | Jess Neely | Football Coach, Athletic Director | 1931-39 | 1979 | | | | |

* - charter member



2006 Lettermen

Freshmen (21)

| | | |
|----|----------------------|-------|
| 24 | Kevin Alexander | LB |
| 65 | Thomas Austin | OG |
| 82 | Durrell Barry | TE |
| 18 | Crezdon Butler | CB |
| 48 | Jeremy Campbell | LB |
| 27 | Sadat Chambers | S/LB |
| 38 | Chris Chancellor | CB |
| 39 | Demerick Chancellor* | RB |
| 33 | Kavell Conner | LB |
| 8 | Jamie Cumbie | DE |
| 99 | Etta Etta-Tawo | DT |
| 6 | Jacoby Ford | WR |
| 56 | Elsmore Gabriel | DT |
| 70 | Jamarcus Grant | OG |
| 71 | Barry Humphries | C |
| 76 | Cory Lambert | OT |
| 9 | Ray Ray McElrathbey | CB/WR |
| 57 | Antwon Murchison | DT |
| 86 | Michael Palmer | TE |
| 7 | Ricky Sapp | DE |
| 28 | C.J. Spiller | RB |

* - not returning in 2007

Sophomores (22)

| | | |
|----|------------------|----|
| 43 | Antonio Clay | LB |
| 22 | Chris Clemons | S |
| 1 | James Davis | RB |
| 85 | Andrew Diomande* | WR |
| 83 | Nelson Faerber | WR |
| 13 | Tyler Grisham | WR |
| 25 | Michael Hamlin | S |
| 10 | Cullen Harper | QB |
| 55 | Bobby Hutchinson | OL |
| 91 | Rashaad Jackson | DT |
| 80 | Aaron Kelly | WR |
| 29 | Haydrian Lewis | CB |
| 35 | Paul Macko | RB |
| 50 | Jock McKissic | DT |
| 94 | Phillip Merling | DE |
| 47 | Josh Miller | LB |
| 41 | Alex Pearson | FB |
| 84 | Akeem Robinson | TE |
| 97 | Dorell Scott | DT |
| 5 | Rendrick Taylor | WR |
| 58 | Taylor Tremel* | OL |
| 45 | Cortney Vincent | LB |

* - not returning in 2007

Juniors (13)

| | | |
|----|------------------|----|
| 67 | Christian Capote | OT |
| 12 | C.J. Gaddis* | DB |
| 90 | Zach Green* | TE |
| 26 | La'Donte Harris | WR |
| 54 | Colin Leonard | LS |
| 68 | Chris McDuffie | OG |
| 42 | Maurice Nelson* | LB |
| 74 | Brandon Pilgrim | OG |
| 79 | Barry Richardson | OT |
| 23 | Chris Russell | S |
| 17 | Roy Walker* | S |
| 32 | Nick Watkins | LB |
| 98 | Kwam Williams | DE |


* - not returning in 2007

Seniors (20)


| | | |
|----|---------------------|----|
| 93 | Gaines Adams | DE |
| 63 | Nathan Bennett | OG |
| 95 | Brandon Cannon | DE |
| 53 | Chris Carey | OG |
| 30 | Cole Chason | P |
| 44 | Donnell Clark | DT |
| 3 | Duane Coleman | CB |
| 7 | Jad Dean | PK |
| 73 | Tim DeBeer | OT |
| 75 | Marion Dukes | OT |
| 62 | Dustin Fry | C |
| 72 | Roman Fry | OL |
| 15 | Sergio Gilliam | CB |
| 89 | Thomas Hunter | TE |
| 37 | Reggie Merriweather | RB |
| 14 | Will Proctor | QB |
| 59 | Nic Riddle | LS |
| 87 | Brent Smith | FB |
| 2 | Chansi Stuckey | WR |
| 40 | Anthony Waters | LB |




#71 Barry Humphries



#25 Michael Hamlin



#26 La'Donte Harris



#89 Thomas Hunter

2006 Lettermen By Position (76)

Offense (38)

| | |
|----------------|--|
| OT (6): | Christian Capote, Tim DeBeer, Marion Dukes, Cory Lambert, Barry Richardson, Taylor Tremel |
| OG (8): | Thomas Austin, Nathan Bennett, Chris Carey, Roman Fry, Jamarcus Grant, Bobby Hutchinson, Chris McDuffie, Brandon Pilgrim |
| C (2): | Dustin Fry, Barry Humphries |
| TE (5): | Durrell Barry, Zach Green, Thomas Hunter, Michael Palmer, Akeem Robinson |
| WR (8): | Andrew Diomande, Nelson Faerber, Jacoby Ford, Tyler Grisham, La'Donte Harris, Aaron Kelly, Chansi Stuckey, Rendrick Taylor |
| QB (2): | Cullen Harper, Will Proctor |
| RB (5): | Demerick Chancellor, James Davis, Paul Macko, Reggie Merriweather, C.J. Spiller |
| FB (2): | Alex Pearson, Brent Smith |

Defense (34)

| | |
|----------------|---|
| DE (6): | Gaines Adams, Brandon Cannon, Jamie Cumbie, Phillip Merling, Ricky Sapp, Kwam Williams |
| DT (7): | Donnell Clark, Etta Etta-Tawo, Elsmore Gabriel, Rashaad Jackson, Jock McKissic, Antwon Murchison, Dorell Scott |
| LB (9): | Kevin Alexander, Jeremy Campbell, Antonio Clay, Kavell Conner, Josh Miller, Maurice Nelson, Cortney Vincent, Anthony Waters, Nick Watkins |
| CB (7): | Crezdon Butler, Chris Chancellor, Duane Coleman, C.J. Gaddis, Sergio Gilliam, Haydrian Lewis, Ray Ray McElrathbey |
| S (5): | Sadat Chambers, Chris Clemons, Michael Hamlin, Chris Russell, Roy Walker |

Special Teams (4)

| | |
|----------------|---------------------------|
| PK (1): | Jad Dean |
| P (1): | Cole Chason |
| LS (2): | Colin Leonard, Nic Riddle |

2007 Returning Lettermen By Position (50)

Offense (24)

| | |
|----------------|---|
| OT (3): | Christian Capote, Cory Lambert, Barry Richardson |
| OG (5): | Thomas Austin, Jamarcus Grant, Bobby Hutchinson, Chris McDuffie, Brandon Pilgrim |
| C (1): | Barry Humphries |
| TE (3): | Durrell Barry, Michael Palmer, Akeem Robinson |
| WR (6): | Nelson Faerber, Jacoby Ford, Tyler Grisham, La'Donte Harris, Aaron Kelly, Rendrick Taylor |
| QB (1): | Cullen Harper |
| RB (4): | James Davis, Paul Macko, Ray Ray McElrathbey, C.J. Spiller |
| FB (1): | Alex Pearson |

Defense (25)

| | |
|----------------|---|
| DE (4): | Jamie Cumbie, Phillip Merling, Ricky Sapp, Kwam Williams |
| DT (6): | Etta Etta-Tawo, Elsmore Gabriel, Rashaad Jackson, Jock McKissic, Antwon Murchison, Dorell Scott |
| LB (8): | Kevin Alexander, Tramaine Billie*, Jeremy Campbell, Antonio Clay, Kavell Conner, Josh Miller, Cortney Vincent, Nick Watkins |
| CB (3): | Crezdon Butler, Chris Chancellor, Haydrian Lewis |
| S (4): | Sadat Chambers, Chris Clemons, Michael Hamlin, Chris Russell |

Special Teams (1)

| | |
|----------------|---------------|
| PK (0) | |
| P (0) | |
| LS (1): | Colin Leonard |

* - did not letter in 2006, but has previously lettered; Note: Positions are based on 2007.

Meet the Tigers



FRONT

LINE

James DAVIS, RB
First-Team All-ACC

C.J. SPILLER, RB
*First-Team Freshman
All-American*



2007 Veteran Roster

Numerical

| # | Player | Pos. | Hgt. | Wgt. | Cl. | Exp. | Hometown | High School or Junior College |
|----|---------------------|------|------|------|------|------|----------------------|-------------------------------|
| 1 | James Davis | RB | 5-11 | 205 | Jr. | 2VL | Atlanta, GA | Douglass HS |
| 5 | Rendrick Taylor | WR | 6-2 | 230 | Jr. | 2VL | Clio, SC | Marlboro County HS |
| 6 | Jacoby Ford | WR | 5-9 | 180 | So. | 1VL | Royal Palm Beach, FL | Cardinal Newman HS |
| 7 | Ricky Sapp | DE | 6-4 | 220 | So. | 1VL | Bamberg, SC | Bamberg-Ehrhardt HS |
| 8 | Jamie Cumbie | DE | 6-7 | 265 | So. | 1VL | Morris, IL | Morris HS |
| 9 | Ray Ray McElrathbey | RB | 5-11 | 190 | *So. | 1VL | Atlanta, GA | Mays HS |
| 10 | Cullen Harper | QB | 6-4 | 215 | *Jr. | 1VL | Alpharetta, GA | Sequoyah HS |
| 11 | Tribble Reese | QB | 6-4 | 205 | *Jr. | SQ | Mountain Brook, AL | Mountain Brook HS |
| 13 | Tyler Grisham | WR | 5-11 | 180 | Jr. | 2VL | Birmingham, AL | Spain Park HS |
| 14 | Mark Buchholz | PK/P | 6-1 | 205 | *Jr. | SQ | Alpharetta, GA | Chattahoochee HS |
| 16 | Michael Wade | QB | 6-1 | 200 | *Fr. | RS | Greer, SC | Riverside HS |
| 18 | Crezdon Butler | CB | 6-0 | 185 | So. | 1VL | Asheville, NC | Asheville HS |
| 19 | Richard Jackson | PK/P | 5-11 | 185 | *Fr. | RS | Greer, SC | Riverside HS |
| 20 | Tramaine Billie | LB | 6-1 | 210 | *Sr. | 3VL | Eastover, SC | Dreher HS |
| 22 | Chris Clemons | S | 6-1 | 205 | *Jr. | 2VL | Arcadia, FL | DeSoto HS |
| 23 | Chris Russell | S | 6-1 | 210 | *Sr. | 1VL | Nashville, TN | Coffeyville (KS) CC |
| 24 | Kevin Alexander | LB | 6-3 | 230 | So. | 1VL | Raiford, FL | Union County HS |
| 25 | Michael Hamlin | S | 6-3 | 200 | *Jr. | 2VL | Timmonsville, SC | Lamar HS |
| 26 | La'Donte Harris | WR | 5-11 | 180 | Sr. | 3VL | Gadsden, AL | Litchfield HS |
| 27 | Sadat Chambers | S | 5-11 | 190 | *So. | 1VL | Pageland, SC | Central HS |
| 28 | C.J. Spiller | RB | 5-11 | 190 | So. | 1VL | Lake Butler, FL | Union County HS |
| 29 | Haydrian Lewis | CB | 5-11 | 185 | Jr. | 2VL | Charleston, SC | Stratford HS |
| 31 | Darius Gaither | S | 5-11 | 210 | *Fr. | RS | Ridgeway, SC | Fairfield Central HS |
| 32 | Nick Watkins | LB | 6-2 | 220 | *Sr. | 3VL | New Orleans, LA | Edna Karr Magnet School |
| 33 | Kavell Conner | LB | 6-2 | 230 | *So. | 1VL | Richmond, VA | Manchester HS |
| 35 | Paul Macko | RB | 5-9 | 195 | *Jr. | 1VL | Wadsworth, OH | Wadsworth HS |
| 36 | Byron Maxwell | DB | 6-0 | 195 | *Fr. | RS | North Charleston, SC | Fort Dorchester HS |
| 38 | Chris Chancellor | CB | 5-9 | 170 | *So. | 1VL | Miramar, FL | Miami Edison HS |
| 41 | Alex Pearson | FB | 6-1 | 245 | *Jr. | 1VL | Greenville, SC | Greenville HS |
| 43 | Antonio Clay | LB | 6-0 | 220 | Jr. | 2VL | Jeffersonville, GA | Twiggs County HS |
| 45 | Cortney Vincent | LB | 6-1 | 235 | *Jr. | 2VL | Allendale, SC | Allendale-Fairfax HS |
| 47 | Josh Miller | LB | 6-1 | 225 | Jr. | 2VL | Manning, SC | Manning HS |
| 48 | Jeremy Campbell | LB | 6-2 | 215 | So. | 1VL | Port Orange, FL | Spruce Creek HS |
| 49 | Jimmy Maners | P | 6-1 | 190 | *Jr. | SQ | Rock Hill, SC | Northwestern HS |
| 50 | Jock McKissic | DT | 6-6 | 295 | Jr. | 2VL | Opelika, AL | Opelika HS |
| 54 | Colin Leonard | LS | 6-3 | 230 | *Sr. | 2VL | Lafayette, IN | Harrison HS |
| 55 | Bobby Hutchinson | OL | 6-3 | 305 | *Jr. | 1VL | Greenville, FL | Madison County HS |
| 56 | Elsmore Gabriel | DT | 6-4 | 280 | *So. | 1VL | Brooklyn, NY | Christ The King Regional HS |
| 57 | Antwon Murchison | DT | 6-4 | 275 | *So. | 1VL | Aberdeen, NC | Pinecrest HS |
| 60 | Jamal Medlin | OT | 6-5 | 300 | *Fr. | RS | Orangeburg, SC | Orangeburg-Wilkinson HS |
| 61 | Chris Hairston | OT | 6-6 | 310 | *Fr. | RS | Winston-Salem, NC | Carver HS |
| 65 | Thomas Austin | OG | 6-4 | 305 | *So. | 1VL | Camden, SC | Camden HS |
| 67 | Christian Capote | OT | 6-4 | 295 | *Sr. | 2VL | Miami, FL | Miami Killian HS |
| 68 | Chris McDuffie | OG | 6-5 | 330 | *Sr. | 3VL | Danville, VA | George Washington HS |
| 70 | Jamarcus Grant | OG | 6-5 | 320 | *So. | 1VL | Mullins, SC | Mullins HS |
| 71 | Barry Humphries | C | 6-3 | 280 | *So. | 1VL | Anderson, SC | Belton-Honea Path HS |
| 74 | Brandon Pilgrim | OG | 6-6 | 300 | *Sr. | 3VL | Lilburn, GA | Parkview HS |
| 76 | Cory Lambert | OT | 6-6 | 300 | *So. | 1VL | Greenville, SC | Greenville HS |
| 78 | Ben Ramsey | C | 6-4 | 270 | *Fr. | RS | Greensboro, NC | Grimsley HS |
| 79 | Barry Richardson | OT | 6-7 | 320 | Sr. | 3VL | Mount Pleasant, SC | Wando HS |
| 80 | Aaron Kelly | WR | 6-5 | 180 | *Jr. | 2VL | Marietta, GA | Walton HS |
| 81 | Jeff Ogren | WR | 6-3 | 200 | *Fr. | RS | Tuscaloosa, AL | American Christian Academy |
| 82 | Durrell Barry | TE | 6-4 | 250 | *So. | 1VL | North Charleston, SC | Fort Dorchester HS |
| 83 | Nelson Faerber | WR | 5-11 | 180 | *Jr. | 1VL | Duluth, GA | Chattahoochee HS |
| 84 | Akeem Robinson | TE | 6-5 | 260 | *Jr. | 2VL | Miami, FL | Miami Carol City Senior HS |
| 86 | Michael Palmer | TE | 6-5 | 230 | So. | 1VL | Stone Mountain, GA | Parkview HS |
| 91 | Rashaad Jackson | DT | 6-3 | 290 | *Jr. | 2VL | Union, SC | Union HS |
| 94 | Phillip Merling | DE | 6-5 | 270 | Jr. | 2VL | Memphis, TN | Cordova HS |
| 97 | Dorell Scott | DT | 6-4 | 305 | *Jr. | 2VL | Columbia, SC | Ridge View HS |
| 98 | Kwam Williams | DE | 6-3 | 245 | *Sr. | 2VL | Atlanta, GA | Westlake HS |
| 99 | Etta Etta-Tawo | DT | 6-5 | 300 | *So. | 1VL | Powder Springs, GA | McEachern HS |

Alphabetical

| # | Player | Pos. | Cl. |
|----|---------------------|------|------|
| 24 | Kevin Alexander | LB | So. |
| 65 | Thomas Austin | OG | *So. |
| 82 | Durrell Barry | TE | *So. |
| 20 | Tramaine Billie | LB | *Sr. |
| 14 | Mark Buchholz | PK/P | *Jr. |
| 18 | Crezdon Butler | CB | So. |
| 48 | Jeremy Campbell | LB | So. |
| 67 | Christian Capote | OT | *Sr. |
| 27 | Sadat Chambers | S | *So. |
| 38 | Chris Chancellor | CB | *So. |
| 43 | Antonio Clay | LB | Jr. |
| 22 | Chris Clemons | S | *Jr. |
| 33 | Kavell Conner | LB | *So. |
| 8 | Jamie Cumbie | DE | So. |
| 1 | James Davis | RB | Jr. |
| 99 | Etta Etta-Tawo | DT | *So. |
| 83 | Nelson Faerber | WR | *Jr. |
| 6 | Jacoby Ford | WR | So. |
| 56 | Elsmore Gabriel | DT | *So. |
| 31 | Darius Gaither | S | *Fr. |
| 70 | Jamarcus Grant | OG | *So. |
| 13 | Tyler Grisham | WR | Jr. |
| 61 | Chris Hairston | OT | *Fr. |
| 25 | Michael Hamlin | S | *Jr. |
| 10 | Cullen Harper | QB | *Jr. |
| 26 | La'Donte Harris | WR | Sr. |
| 71 | Barry Humphries | C | *So. |
| 55 | Bobby Hutchinson | OL | *Jr. |
| 91 | Rashaad Jackson | DT | *Jr. |
| 19 | Richard Jackson | PK/P | *Fr. |
| 80 | Aaron Kelly | WR | *Jr. |
| 76 | Cory Lambert | OT | *So. |
| 54 | Colin Leonard | LS | *Sr. |
| 29 | Haydrian Lewis | CB | Jr. |
| 35 | Paul Macko | RB | *Jr. |
| 49 | Jimmy Maners | P | *Jr. |
| 36 | Byron Maxwell | DB | *Fr. |
| 68 | Chris McDuffie | OG | *Sr. |
| 9 | Ray Ray McElrathbey | RB | *So. |
| 50 | Jock McKissic | DT | Jr. |
| 60 | Jamal Medlin | OT | *Fr. |
| 94 | Phillip Merling | DE | Jr. |
| 47 | Josh Miller | LB | Jr. |
| 57 | Antwon Murchison | DT | *So. |
| 81 | Jeff Ogren | WR | *Fr. |
| 86 | Michael Palmer | TE | So. |
| 41 | Alex Pearson | FB | *Jr. |
| 74 | Brandon Pilgrim | OG | *Sr. |
| 78 | Ben Ramsey | C | *Fr. |
| 11 | Tribble Reese | QB | *Jr. |
| 79 | Barry Richardson | OT | Sr. |
| 84 | Akeem Robinson | TE | *Jr. |
| 23 | Chris Russell | S | *Sr. |
| 7 | Ricky Sapp | DE | So. |
| 97 | Dorell Scott | DT | *Jr. |
| 28 | C.J. Spiller | RB | So. |
| 5 | Rendrick Taylor | WR | Jr. |
| 45 | Cortney Vincent | LB | *Jr. |
| 16 | Michael Wade | QB | *Fr. |
| 32 | Nick Watkins | LB | *Sr. |
| 98 | Kwam Williams | DE | *Sr. |

* - has spent one season as a red-shirt player

2007 Newcomers



Numerical

| # | Player | Pos. | Hgt. | Wgt. | Cl. | Exp. | Hometown | High School or Junior College |
|----|------------------|-------|------|------|-----|------|----------------------|-----------------------------------|
| 2 | DeAndre McDaniel | S | 6-0 | 190 | Fr. | HS | Havana, FL | Amos P. Godby HS |
| 3 | Willy Korn | QB | 6-2 | 200 | Fr. | HS | Lyman, SC | James F. Byrnes HS |
| 12 | Marcus Gilchrist | CB | 5-11 | 175 | Fr. | HS | High Point, NC | T. Wingate Andrews HS |
| 15 | Coty Sensabaugh | DB | 6-1 | 180 | Fr. | HS | Kingsport, TN | Dobyns-Bennett HS |
| 17 | Stanley Hunter | LB | 6-0 | 205 | Fr. | HS | Spartanburg, SC | James F. Byrnes HS |
| 21 | Xavier Dye | WR | 6-4 | 195 | Fr. | HS | Greenwood, SC | James F. Byrnes HS |
| 30 | Chad Diehl | TE/FB | 6-2 | 235 | Fr. | HS | Lyman, SC | James F. Byrnes HS |
| 34 | Brandon Maye | LB | 6-2 | 225 | Fr. | HS | Mobile, AL | Davidson HS |
| 40 | Andre Branch | DE | 6-4 | 235 | Fr. | HS | Richmond, VA | Varina HS |
| 42 | Byron Clear | DE | 6-6 | 220 | Fr. | HS | Hoover, AL | Hoover HS |
| 44 | Scotty Cooper | S | 6-0 | 205 | Fr. | HS | Lake City, SC | Lake City HS |
| 62 | Mason Cloy | OL | 6-4 | 265 | Fr. | HS | Columbia, SC | Spring Valley HS |
| 64 | Wilson Norris | OL | 6-5 | 320 | Fr. | HS | Pickens, SC | Pickens HS |
| 72 | Landon Walker | OT | 6-6 | 270 | Fr. | HS | North Wilkesboro, NC | East Wilkes HS |
| 73 | David Smith | OL | 6-5 | 255 | Fr. | HS | Greenville, SC | Greenville HS |
| 85 | Brandon Clear | WR | 6-4 | 205 | Fr. | HS | Hoover, AL | Hoover HS |
| 87 | Markish Jones | WR | 6-0 | 185 | Fr. | HS | Spartanburg, SC | Gettys D. Broome HS |
| 88 | Brian Linthicum | TE | 6-4 | 225 | Fr. | HS | Farmington, NM | Saint Anne's-Belfield (VA) School |
| 89 | Miguel Chavis | DE | 6-5 | 255 | Fr. | HS | Fayetteville, NC | Terry Sanford HS |
| 90 | Kourtnei Brown | DE | 6-5 | 230 | Fr. | HS | Charlotte, NC | Victory Christian Center School |
| 93 | Rennie Moore | DE | 6-5 | 260 | Fr. | HS | Saint Mary's, GA | Camden County HS |
| 95 | Drew Traylor | DE | 6-4 | 225 | Fr. | HS | Birmingham, AL | Mountain Brook HS |
| 99 | Jarvis Jenkins | DT | 6-4 | 310 | Fr. | HS | Clemson, SC | D.W. Daniel HS |

Alphabetical

| # | Player | Pos. | Cl. |
|----|------------------|-------|-----|
| 40 | Andre Branch | DE | Fr. |
| 90 | Kourtnei Brown | DE | Fr. |
| 89 | Miguel Chavis | DE | Fr. |
| 85 | Brandon Clear | WR | Fr. |
| 42 | Byron Clear | DE | Fr. |
| 62 | Mason Cloy | OL | Fr. |
| 44 | Scotty Cooper | S | Fr. |
| 30 | Chad Diehl | TE/FB | Fr. |
| 21 | Xavier Dye | WR | Fr. |
| 12 | Marcus Gilchrist | CB | Fr. |
| 17 | Stanley Hunter | LB | Fr. |
| 99 | Jarvis Jenkins | DT | Fr. |
| 87 | Markish Jones | WR | Fr. |
| 3 | Willy Korn | QB | Fr. |
| 88 | Brian Linthicum | TE | Fr. |
| 34 | Brandon Maye | LB | Fr. |
| 2 | DeAndre McDaniel | S | Fr. |
| 93 | Rennie Moore | DE | Fr. |
| 64 | Wilson Norris | OL | Fr. |
| 15 | Coty Sensabaugh | DB | Fr. |
| 73 | David Smith | OL | Fr. |
| 95 | Drew Traylor | DE | Fr. |
| 72 | Landon Walker | OT | Fr. |

2007 Veteran Reserves

Numerical

| # | Player | Pos. | Hgt. | Wgt. | Cl. | Exp. | Hometown | High School or Junior College |
|----|------------------|------|------|------|------|------|------------------|-------------------------------|
| 12 | Brandon Speweik | QB | 6-1 | 200 | Jr. | SQ | Oregon, OH | Saint Francis de Sales HS |
| 18 | Kyle Davisson | WR | 6-1 | 195 | *Jr. | SQ | Alpharetta, GA | Milton HS |
| 24 | Bradley Flowers | WR | 5-8 | 180 | Sr. | SQ | Hartsville, SC | Hartsville HS |
| 31 | Tyler Stone | DB | 5-9 | 165 | *Jr. | SQ | Piedmont, SC | Wren HS |
| 34 | Chris Wade | WR | 5-10 | 170 | *Sr. | SQ | Newnan, GA | East Coweta HS |
| 37 | Ronald Watson | RB | 5-9 | 190 | Jr. | SQ | Simpsonville, SC | South Florence HS |
| 39 | Terrance Ashe | WR | 6-1 | 185 | Jr. | SQ | Cheraw, SC | Cheraw HS |
| 45 | Charles Roediger | LS | 6-0 | 205 | *Jr. | SQ | Advance, NC | Forsyth Country Day School |
| 46 | Brandon Oliver | LB | 6-1 | 225 | *Jr. | SQ | Summerton, SC | Scott's Branch HS |
| 46 | Britton Whetsell | LB | 6-2 | 210 | Sr. | SQ | Bowman, SC | Orangeburg Prep School |
| 51 | Eddie Adams | LS | 6-2 | 260 | *Fr. | RS | Abbeville, SC | Greenwood HS |
| 51 | John Wright | OG | 6-2 | 235 | So. | SQ | Anderson, SC | T.L. Hanna HS |
| 52 | Bryan Baker | DT | 6-3 | 240 | Sr. | SQ | Summerville, SC | Summerville HS |
| 81 | Clay Baldwin | PK | 5-8 | 175 | So. | SQ | Greenwood, SC | Greenwood HS |
| 86 | Brian Sorrells | WR | 6-0 | 190 | *Sr. | SQ | Sumter, SC | Sumter HS |
| 90 | Preston Stone | TE | 6-3 | 240 | Jr. | SQ | Arlington, TX | Arlington Lamar HS |
| 92 | John Early | PK | 5-9 | 175 | Jr. | SQ | Darlington, SC | Darlington HS |
| 96 | Jermaine Martin | TE | 6-3 | 240 | *Sr. | SQ | New Ellenton, SC | Aiken HS |

* - has spent one season as a red-shirt player

Alphabetical

| # | Player | Pos. | Cl. |
|----|------------------|------|------|
| 51 | Eddie Adams | LS | *Fr. |
| 39 | Terrance Ashe | WR | Jr. |
| 52 | Bryan Baker | DT | Sr. |
| 81 | Clay Baldwin | PK | So. |
| 18 | Kyle Davisson | WR | *Jr. |
| 92 | John Early | PK | Jr. |
| 24 | Bradley Flowers | WR | Sr. |
| 96 | Jermaine Martin | TE | *Sr. |
| 46 | Brandon Oliver | LB | *Jr. |
| 45 | Charles Roediger | LS | *Jr. |
| 86 | Brian Sorrells | WR | *Sr. |
| 12 | Brandon Speweik | QB | Jr. |
| 90 | Preston Stone | TE | Jr. |
| 31 | Tyler Stone | DB | *Jr. |
| 34 | Chris Wade | WR | *Sr. |
| 37 | Ronald Watson | RB | Jr. |
| 46 | Britton Whetsell | LB | Sr. |
| 51 | John Wright | OG | So. |

2007 Coaches & Pronunciations

Coaches


| Coach | Title(s) | Position(s) | CU Years | Alma Mater |
|-----------------|---|---------------------|----------|--------------------|
| Tommy Bowden | Head Coach | ----- | 9th | West Virginia '77 |
| Brad Scott | Associate Head Coach | ----- | 9th | South Florida '79 |
| Vic Koenning | Assistant Coach, Defensive Coordinator | Offensive Line | 3rd | Kansas State '83 |
| Rob Spence | Assistant Coach, Offensive Coordinator | Defensive Backs | 3rd | Iona '81 |
| Dabo Swinney | Assistant Head Coach | Quarterbacks | 3rd | Alabama '93 |
| David Blackwell | Assistant Coach | Wide Receivers | 5th | East Carolina '97 |
| Billy Napier | Assistant Coach, Recruiting Coordinator | Inside Linebackers | 5th | Furman '03 |
| André Powell | Assistant Coach | Tight Ends | 2nd | Indiana '89 |
| Chris Rumph | Assistant Coach | Running Backs | 1st | South Carolina '94 |
| Ron West | Assistant Coach | Defensive Line | 2nd | Clemson '79 |
| | | Outside Linebackers | 9th | |

Pronunciations

| | | |
|----|---------------------|---------------------|
| 18 | Crezdon Butler | CREHZ-duhn |
| 67 | Christian Capote | .. cuh-POH-tee |
| 6 | Jacoby Ford | juh-KOH-bee |
| | Vic Koenning | KOH-nihng |
| 49 | Jimmy Maners | MAYN-uhrs |
| 9 | Ray Ray McElrathbey | .. mak-ehI-RATH-bay |
| 52 | Charles Roediger | .. ROH-dih-guhr |



Veteran Bios



24 Kevin Alexander

LB • 6-3 • 230 • So. • 1VL
Raiford, Florida
Union County High School



Alexander Fact: Has a bench press of 425 pounds, fifth-best among Clemson linebackers since 1984.

Years Lettered: 2006

Bowl Participation: Reserve linebacker in the 2006 Music City Bowl against Kentucky.

Fall 2007 Depth Chart Position: Second-team middle linebacker

Overview: Young, physical linebacker who will be in the mix at middle linebacker...will compete with Cortney Vincent and returning starter Antonio Clay at middle linebacker...named most improved in the weightroom among linebackers for the 2007 spring practice...had a game-high six tackles for the Purple team in the spring game...high school teammate of Clemson running back C.J. Spiller at Union County (FL) High...named to the Dean's List for the 2007 spring semester...one of the strongest players on the team; his 425-pound bench press is fourth-best...has the second-best power clean at 345 pounds...seventh-best in the squat at 545 pounds...his 1,595 pounds of total-weight lifted is fourth-best among Clemson linebackers since 1997...his brother Bennie was a starting cornerback at Florida; he played 46 games (33 starts) from 1998-01.

2006: Reserve linebacker as a first-year freshman who played 40 snaps and was big contributor on special teams...saw most of his time on special teams; he played in all 13 games...had four tackles in 16 plays in his first career game against Florida Atlantic...had three stops against Louisiana Tech and four tackles against Temple for his other significant games...had his only tackle for loss against Temple...seven of his 16 tackles in 2007 were special-teams stops, fifth-most on the team...one of eight first-year freshmen to see action...played on defense in four of the 13 games, including on special teams in every game...played special teams only in the Music City Bowl against Kentucky.

Before Clemson: Had 282 solo tackles and 107 assists for 389 tackles in his career at Union County High...#22 outside linebacker in the nation by [Rivals.com](#)...#41 outside linebacker and #53 linebacker in the country by [Scout.com](#)...all-state selection by **Saint Petersburg Times** as a senior...#52 prospect in Florida by **SuperPrep**...had 115 tackles, including 84 first hits and 31 assists, as a senior...had four recovered fumbles, five caused fumbles, and nine sacks as a senior; added 19 sacks, 14 caused fumbles, six recovered fumbles, and three interceptions...all-state as a junior; had 100 tackles and four sacks...high school teammate of First-Team **USA Today** All-American C.J. Spiller...his brother Bennie started at cornerback at Florida...coached by Buddy Nobles...chose Clemson over Auburn, Louisville, Maryland, North Carolina, N.C. State, and Tennessee...born Jul. 1, 1987...majoring in sociology.

Alexander Career Stats

| Year | GP-S | Plays | Hit | Ast | Tot | TFL | Sacks | Int | QP | PBU | CF-RF |
|------|------|-------|-----|-----|-----|-----|-------|-----|----|-----|-------|
| 2006 | 13-0 | 40 | 10 | 6 | 16 | 1-3 | 1-3 | 0-0 | 0 | 0 | 0-0 |



65 Thomas Austin

OG • 6-4 • 305 • *So. • 1VL
Camden, South Carolina
Camden High School



Austin Fact: Austin averaged a knockdown block every 5.3 plays in 2006, best on the team among players who played at least 100 snaps.

Years Lettered: 2006

Bowl Participation: Reserve offensive guard in the 2006 Music City Bowl against Kentucky.

Fall 2007 Depth Chart Position: Second-team offensive guard

Overview: One of the team's most versatile offensive linemen...capable of playing guard or center in 2007...will compete for starting time at guard in 2007...red-shirt freshman offensive guard in 2006 who played 117 snaps in nine games...played every offensive line position during his career at Camden (SC) High School...started for South Carolina in the Shrine Bowl at offensive

tackle...ranked as one of the top-10 players in South Carolina as a senior in high school, including the #1 offensive lineman in the state by **The State**...won Governor's Award for outstanding character in high school...named most improved in the weightroom among offensive guards for the 2007 spring practice...greatly improved in strength; he has improved his bench press from 305 to 410...his 410-pound bench press is eighth-best on the team...sixth on the team with 26 reps of 225 pounds...10th-strongest player on team with 1,520 pounds of total weight lifted in the various categories...has been named to academic honor roll throughout his career.

2006: Had 22 knockdown blocks in 117 snaps, including three intimidation blocks...had his best game against Louisiana Tech when he had a 92-percent grade in 12 plays and had 5.5 knockdown blocks, including two intimidation blocks...saw his most action against Temple when he played 33 snaps; he had a career-high 6.5 knockdown blocks in that game...saw 27 snaps of action against North Carolina and had 2.5 knockdown blocks...saw action in six of the last seven games on offense, including 10 snaps against Kentucky in the Music City Bowl...played 22 snaps in his first career game against Florida Atlantic and had 3.5 knockdown blocks.

2005: Red-shirted...scout team player-of-the-year on offense by the coaching staff...named to the Academic Honor Roll for the fall semester.

Before Clemson: Graded out at over 90 percent as a senior at Camden High School...all-state selection by **The State**, **High School Sports Report**, and [SCVarsity.com](#) as a senior...Upstate Lineman-of-the-Year as a senior...Shrine Bowl starter at offensive tackle...one of the top-10 players in the Shrine Bowl by [Rivals.com](#)...all-county, all-region, and all-area selection as a junior and senior...named to the **SuperPrep** Mid-Atlantic team as the 11th-best prospect in South Carolina...all-region and all-area as a senior...97th-best player on the East Coast by **SuperPrep**...20th-best offensive guard in the nation and the eighth-best player in South Carolina by [Rivals.com](#)...ranked ninth on **Spartanburg Herald-Journal's** Fab-50 list...ranked as the eighth-best player in South Carolina by [TigerIllustrated.com](#) and the #3-rated player in South Carolina by [TigerNet.com](#)...ranked #7 in South Carolina by [CUTigers.com](#)...#1 offensive lineman in South Carolina by **The State**...graded out at over 85 percent as a junior...played every position on the offensive line in high school...three-year letterman in wrestling who won the AAA state wrestling title as a junior...had a 66-4 career record in wrestling...state finalist and North/South All-Star in wrestling as a senior...four-year letterman in football; he played on the AAA state championship team as a freshman offensive tackle...honor student and recipient of the Governor's Award for outstanding character...president of his high school FCA and a soloist in the church choir...coached by Jimmy Neal...chose Clemson over Maryland, Penn State, South Carolina, Vanderbilt, and Wake Forest...born Thomas Austin on Nov. 14, 1986...majoring in political science.



82 Durrell Barry

TE • 6-4 • 250 • *So. • 1VL
North Charleston, South Carolina
Fort Dorchester High School



Barry Fact: Caught a touchdown pass in Music City Bowl, just the second Tiger tight end to catch a touchdown pass in a bowl game since 1985.

Years Lettered: 2006

Bowl Participation: Starting tight end in the 2006 Music City Bowl against Kentucky.

Fall 2007 Depth Chart Position: Second-team tight end

Overview: Will compete for the starting position at tight end this fall...coming off an injury-plagued spring of 2007 when he had back problems; he should be healthy for the fall...hopes to continue his fine play after his best career performance in the 2006 Music City Bowl against Kentucky...fine all-around athlete who actually played some quarterback at Fork Union Military Academy in 2004...red-shirted the 2005 season...prep school teammate of current Tigers Phillip Merling and Elsmore Gabriel at Fork Union.

2006: Caught a 32-yard touchdown pass in the Music City Bowl against Kentucky; that was his first career touchdown and the only touchdown catch by a Tiger tight end in 2006; he received the opportunity when Thomas Hunter suffered a broken foot during a bowl practice; Barry played 30 snaps in making



his first career start in that game...played 125 snaps in nine games...had a nine-yard catch in the win at #9 Florida State...solid blocker who had 10 knockdown blocks...saw his most action against North Carolina when he totaled 26 plays...had an 88-percent grade for 17 plays in the win over #13 Georgia Tech.

2005: Red-shirted.

Before Clemson: Athletic all-around athlete who played quarterback for Fork Union Military Academy in 2004; was injured in the second game of the season and played in only three games...completed 16 of 25 passes for 257 yards and four touchdowns at Fork Union...rushed five times for 100 yards and a touchdown at Fork Union...#33 tight end in the country by both **SuperPrep** and **Scout.com**...had 66 receptions for 1,126 yards and 11 touchdowns as a senior at Fort Dorchester High School in Summerville, SC in 2003...averaged 17.1 yards per punt return with a long return of 95 yards...prep school teammate of fellow Tigers Phillip Merling and Elsmore Gabriel...coached by Steve LaPrad at Fort Dorchester High and J.C. Harmon at Fork Union...chose Clemson over Louisville...born Durrell A. Barry on Jan. 23, 1985...majoring in sociology.

Barry Career Stats

| Year | GP-S | Plays | Rec | Yds | Avg | TD | LG |
|------|------|-------|-----|-----|------|----|----|
| 2006 | 9-1 | 125 | 2 | 41 | 20.5 | 1 | 32 |



20 Tramaine Billie

LB • 6-1 • 210 • *Sr. • 3VL
Eastover, South Carolina
Dreher High School



Billie Fact: Wears #20 in honor of former Tiger All-American and current Philadelphia Eagle All-Pro Brian Dawkins.
Years Lettered: 2003,04,05

Years Starter: 2004,05

Bowl Participation: Reserve linebacker in the 2004 Peach Bowl against #6 Tennessee; starting linebacker in the 2005 Champs Sports Bowl against Colorado.

Fall 2007 Depth Chart Position: First-team strongside linebacker

Overview: Missed the entire 2006 season after suffering a broken ankle in an August 18 practice...did not red-shirt over his first three years and thus has a year of eligibility remaining in 2007...two-year starter and three-year letterman at linebacker prior to his injury; he was in the top five on the team in tackles in 2004 and 2005...has shown statistical progress over his career; he has gone from 19 tackles as a freshman to 62 as a sophomore to 93 as a junior...his insertion into the starting lineup paralleled Clemson's improvement in 2004; the Tigers were 5-1 at the close of 2004 with Billie in the starting lineup; therefore the Tigers are 13-5 with Billie as a starter, and Clemson has been in every game...for his career, he has 174 tackles, including 14.5 for loss...went over the 1,000-career play mark when he played his 12th snap against Colorado in the 2005 Champs Sports Bowl game...a running back and 2,000-yard rusher as a junior in high school who has developed into a quick aggressive linebacker...**Tom Lemming** listed Billie as one of the top running backs (#17) in the nation out of high school...in the top 10 on the 2007 team in many strength-training areas, including first on team in broad jump (10'5"), fifth on team in the hang clean (365 pounds), fifth on team in the hang clean (365 pounds), including fifth among linebackers since 1997, sixth on the team in the power clean (320 pounds), and eighth on the team in the power index (7.0).

2006: Red-shirted after suffering a broken ankle in an August 18 practice.

2005: Had a consistent junior season at strongside linebacker...had 93 tackles to finish third on the team...finished the regular season with 12 tackles at #19 South Carolina in 40 snaps; tied for team honors in that 13-9 victory over the Gamecocks...had a solid contest in the Champs Sports Bowl with five tackles with a tackle for loss in 44 plays...had a

Billie Profile

- **Favorite hobby:** "Chillin"
- **Favorite NFL team:** Steelers
- **Favorite pro athlete:** Brian Dawkins
- **Team I would like to play:** Louisiana State
- **If not Clemson, I would be at:** South Carolina
- **Most influential person on my career:** Mother
- **Best athletic attribute:** Speed
- **Most respected teammate:** James Davis
- **I wear #20 because:** It is Brian Dawkins' number
- **Retirement location:** Columbia, SC

career-high 13 tackles in 55 plays against #25 Boston College...had 10 tackles and two tackles for loss in the win at Maryland...his only sack came at Wake Forest when he had eight tackles...had seven stops in the win over #16 Florida State, so he had 19 combined tackles in the two wins against top-20 teams Florida State and South Carolina to close the season...had some big plays throughout the season; had a caused fumble in the win at Maryland, a recovered fumble at Wake Forest, and a blocked field goal against Duke...played 548 snaps, including at least 30 in every game...one of the top special teams players in addition to his duties as a starter;

he twice was honored as the special teams player-of-the-game by the coaches, including once for the Duke game and once for the South Carolina game...had eight special teams tackles, tied for third-most on the team.

2004: Fifth on the team in tackles (62), including nine tackles for loss, which tied for third best on the squad...44 of his 62 tackles were first hits, therefore he is regarded as one of the top open-field tacklers on the team...had six of the nine tackles for loss within the last four games of the season...had five quarterback pressures and nine special teams tackles on the season...came off the bench in each of the first five games, then started each of the last six games...had a career-high 10 tackles in the win over N.C. State; he was named the team's top defensive player in that game; also had eight first hits and a tackle for loss...had six tackles off the bench at Texas A&M in 40 plays, including two tackles behind the line of scrimmage; the performance against the Aggies made the Clemson coaches take notice...opened the season with his first career caused fumble in the overtime victory against Wake Forest, then had an interception against Georgia Tech in the second game of the season, his only theft of the season; played just 21 snaps on defense in those two contests combined, but still managed to make big plays...contributed seven tackles in the overtime victory at #10 Miami (FL), including two tackles behind the line of scrimmage...finished the season with an outstanding performance in the victory against South Carolina; he had nine tackles in 43 plays, including two tackles for loss for 12 yards and a sack for 11 yards...had a sack at Duke, therefore both his sacks took place during the last two games of the season.

2003: Played 74 snaps in nine games...one of just two first-year freshman defensive players to appear in a game...did not play in the first three games; the initial plan was to red-shirt Billie, but Head Coach Tommy Bowden decided he needed to be on the field by the fourth game of the season...helped the team in many areas, especially special teams, where he posted five tackles...had 14 tackles on defense from the WHIP linebacker position behind starter Eric Sampson...had a season-high six tackles in 10 plays in his first collegiate game at Georgia Tech; he had three special teams tackles in that game...had four tackles in nine plays at Wake Forest...played 16 snaps in the win over North Carolina, his high play total of the season...had three tackles in the win over #3 Florida State; he was a reason the Seminoles did not break a big special teams play, as the Seminoles have done before against Clemson...productive player who had a tackle every 5.3 snaps on defense...had multiple tackles in five consecutive games, from the N.C. State game through the Duke game.

Before Clemson: All-American and the #17 running back in the country according to Tom Lemming...#9 prospect in the state according to the **South Carolina High School Sports Report**...#10 prospect in the state according to Mickey Plyler...All-Mid Atlantic team member and #13 prospect in South Carolina according to **SuperPrep**...#17 prospect in the state according to **Rivals.com** and #20 according to **Borderwars.com**...**PrepStar** All-Atlantic Region pick...one of **Charlotte Observer's** Top 25 prospects in the state...played two seasons at linebacker before moving to running back his junior season...rushed for 2,003



Tramaine Billie



Veteran Bios

yards (school record) and 19 touchdowns in his first season at running back and also made 52 tackles...earned team and region MVP honors in 2001...rushed for 1,000 yards in the first five games of the 2002 season with an offensive line that did not have a returning starter...missed two games with a sprained ankle and ended his senior season with 1,570 yards and 17 touchdowns in just eight games; also added 58 tackles, including two sacks, three caused fumbles, and a blocked kick, in the 2002 season...set school career rushing mark with 4,073 yards and 43 touchdowns...all-region pick, Mr. Football finalist, and North-South All-Star Game selection during the 2002 season...team captain in both 2001 and 2002...two-year letterman on the hardwood and five-time letterman in track...MVP of the track team in 2001,02...AAA state champion in the 100m in 2002...coached by Bill Bacon at Dreher High School...from the same hometown (Eastover) as former Tiger basketball guard Edward Scott (1999-03), who was an All-ACC selection...chose Clemson over South Carolina...born Nov. 15, 1983...majoring in community recreation management.

Billie 2004 Game-By-Game Stats

| Date | Opponent | Plays | Hit | Ast | Tot | TFL | Sacks | Int |
|---------------|------------------|------------|-----------|-----------|-----------|-------------|-------------|------------|
| 9-4 | Wake Forest | 9 | 2 | 1 | 3 | | | |
| 9-11 | Georgia Tech | 12 | 2 | 1 | 3 | | | 1-0 |
| 9-18 | at Texas A&M | 40 | 6 | 0 | 6 | 2-6 | | |
| 9-25 | at Florida State | 33 | 6 | 2 | 8 | 1-3 | | |
| 10-7 | at Virginia | 21 | 0 | 1 | 1 | | | |
| 10-16 | Utah State | *37 | 1 | 1 | 2 | | | |
| 10-23 | Maryland | *50 | 5 | 3 | 8 | | | |
| 10-30 | N.C. State | *60 | 8 | 2 | 10 | 1-5 | | |
| 11-6 | at Miami (FL) | *61 | 5 | 2 | 7 | 2-5 | | |
| 11-13 | at Duke | *44 | 4 | 1 | 5 | 1-6 | 1-6 | |
| 11-20 | South Carolina | *43 | 5 | 4 | 9 | 2-12 | 1-11 | |
| Totals | | 410 | 44 | 18 | 62 | 9-37 | 2-17 | 1-0 |

* - start; Note: Had a caused fumble against Wake Forest.

Billie 2005 Game-By-Game Stats

| Date | Opponent | Plays | Hit | Ast | Tot | TFL | Sacks | Int |
|---------------|-------------------|------------|-----------|-----------|-----------|---------------|-------------|------------|
| 9-3 | Texas A&M | *41 | 3 | 2 | 5 | | | |
| 9-10 | at Maryland | *60 | 6 | 4 | 10 | 2-12 | | |
| 9-17 | Miami (FL) | *53 | 3 | 4 | 7 | 1-1 | | |
| 9-24 | Boston College | *55 | 6 | 7 | 13 | | | |
| 10-1 | at Wake Forest | *65 | 6 | 2 | 8 | 1-12 | 1-12 | |
| 10-13 | at N.C. State | *42 | 6 | 1 | 7 | | | |
| 10-22 | Temple | *30 | 2 | 3 | 5 | | | |
| 10-29 | at Georgia Tech | *48 | 3 | 2 | 5 | 1-2 | | |
| 11-5 | Duke | *37 | 3 | 6 | 9 | | | |
| 11-12 | Florida State | *33 | 3 | 4 | 7 | | | |
| 11-19 | at South Carolina | *40 | 7 | 5 | 12 | | | |
| 12-27 | Colorado | *44 | 2 | 3 | 5 | 0.5-1 | | |
| Totals | | 548 | 50 | 43 | 93 | 5.5-28 | 1-12 | 0-0 |

* - start; Note: Had a caused fumble at Maryland; had a recovered fumble at Wake Forest; had a blocked field goal against Duke.

Billie Career Stats

| Year | GP-S | Plays | Hit | Ast | Tot | TFL | Sacks | Int | QP | PBU | CF-RF |
|---------------|--------------|-------------|------------|-----------|------------|----------------|-------------|------------|----------|----------|------------|
| 2003 | 9-0 | 74 | 8 | 11 | 19 | 0-0 | 0-0 | 0-0 | 0 | 0 | 0-0 |
| 2004 | 11-6 | 410 | 44 | 18 | 62 | 9-37 | 2-17 | 1-0 | 5 | 0 | 1-0 |
| 2005 | 12-12 | 548 | 50 | 43 | 93 | 5.5-28 | 1-12 | 0-0 | 4 | 2 | 1-1 |
| Totals | 32-18 | 1032 | 102 | 72 | 174 | 14.5-65 | 3-29 | 1-0 | 9 | 2 | 2-1 |



14 Mark Buchholz

PK/P • 6-1 • 205 • *Jr. • SQ
Alpharetta, Georgia
Chattahoochee High School



Buchholz Fact: In his first year on the Clemson football team; he has been a starter on the Clemson soccer team each of the last three years.

Fall 2007 Depth Chart Position: First-team placekicker

Overview: Two-sport athlete who will be in his first year on the Tiger football team...already has three letters as a starting midfielder on the Clemson soccer team; he was a member of that program's Final Four team in the fall of 2005; he was also a starter on Clemson's Sweet 16 team of 2006...has played 61 career games, including 59 as a starter on Trevor Adair's team...has 10 goals and nine assists in his career...has scored three game-winning goals,

including two in 2006...showed his potential as a field-goal kicker in the 2007 spring game when he was 3-3 on field goals, hitting from 21, 32, and 35 yards; he also made his only extra point in scoring 10 of the 16 points for the Purple team...named the starting placekicker after his spring-game performance...has not played in a football game since high school...trying to become the first Tiger athlete to play football and soccer in the same fall since Donald Igwebuike (1982); Obed Ariri played both sports at the same time from 1977-79...came to Clemson from the same Chattahoochee High School that Charlie Whitehurst attended...will be in his final year on the soccer team in 2007, but will be eligible for play on the football team in 2008...Dean's List student in the fall of 2006.

Soccer (2006): Played and started all 20 matches as a junior...scored one goal in Clemson's 4-3 win over South Carolina...had two assists in the Georgia State match on August 29...had one goal in Clemson's 2-0 victory over Memphis on September 1...had one assist in Clemson's 6-0 win over Wofford on September 12...had one assist in the Tigers' 1-0 win over #5 North Carolina on September 15...assisted on the game-winner, as Clemson defeated #22 Duke 1-0 on October 28...played for the Augusta Fireball of the Premier Development League in the summer...played in 61 career matches and has 59 career starts.

Soccer (2005): Second leading scorer on Clemson's Final Four team with five goals and three assists for 13 points...tied for second on the team for goals scored with five...scored two goals against UNC Asheville on October 25...had one goal against Boston College on October 28...scored one goal against Furman on November 29...had one assist against #8 Virginia in the ACC Tournament...had one assist against N.C. State in the NCAA Tournament on November 22...played in 24 matches (23 starts)...played in the U.S. Youth National Club Championship in the summer...member of the ACC Academic Honor Roll.

Soccer (2004): Played in 17 matches, including 16 as a starter...scored the winning goal in the Virginia Tech match on October 1 in Clemson's 1-0 win...named to the ACC Academic Honor Roll.

Before Clemson: Played soccer at Chattahoochee High School for Head Coach Les Meenan...named to the Adidas ESP All-Star team...named all-state in soccer...named all-state in football as a kicker...named special teams player-of-the-year...named soccer county player-of-the-year in his junior and senior seasons...earned letters in football and soccer...his club team won nine state titles, three southeast titles, and one national championship...born February 28, 1986...majoring in marketing.

Buchholz Career Soccer Stats

| Year | GP-GS | Shots | Ast | G | WG | Pts |
|---------------|--------------|------------|----------|-----------|----------|-----------|
| 2004 | 17-16 | 26 | 0 | 1 | 1 | 2 |
| 2005 | 24-23 | 46 | 3 | 5 | 0 | 13 |
| 2006 | 20-20 | 43 | 6 | 4 | 2 | 14 |
| Totals | 61-59 | 115 | 9 | 10 | 3 | 29 |



18 Crezdon Butler

CB • 6-0 • 185 • So. • 1VL
Asheville, North Carolina
Asheville High School



Butler Fact: Had two interceptions against Louisiana Tech in 2006, just the fifth freshman in Tiger history to record two interceptions in a game.

Years Lettered: 2006

Bowl Participation: Reserve cornerback in the 2006 Music City Bowl against Kentucky.

Fall 2007 Depth Chart Position: Co-first-team cornerback

Overview: One of the cornerbacks Tommy Bowden is pointing to to replace 2006 starters C.J. Gaddis and Duane Coleman...showed his abilities as a first-year freshman in 2006 when he had three interceptions and four total takeaways to tie for the team lead in both areas...had a solid spring and is listed as a first-team cornerback...named most improved in the weightroom among cornerbacks for 2007 spring practice...winner of the 12th Man Award on the 2006 Tiger defense...seventh on team in power index with a 7.02 figure...came to Clemson as a first-team all-state selection by AP from Asheville (NC) High...broke the career rushing record of Charlie "Choo Choo" Justice at Asheville High with 5,030 yards, over 1,000 more than Justice had...recipient of the National Student Leadership Conference Award his senior year of high school.



2006: Outstanding first-year freshman cornerback who tied for the team lead in interceptions (3)...had two interceptions for 35 yards against Louisiana Tech, the first freshman to get two interceptions in a game since 2002...fifth freshman in Tiger history to have two interceptions in a game...first-team freshman All-ACC by **Sporting News**...had a recovered fumble, giving him a team-tying-best four takeaways...had 34 tackles in 248 plays...also a contributor on special teams...did not start a game, but played on defense in 12 of the 13 games (all but the Wake Forest game)...saw more action as the year progressed; he played at least double figures in snaps in each of the last seven games...played 22 snaps a game over the last seven games, including 22 against Kentucky...had a season-high seven tackles in a season-high 30 plays against Temple; he tied for game tackle honors among Tigers...had five first hits with his two interceptions and three passes defended against Louisiana Tech...had four tackles and an interception in the win over #13 Georgia Tech...had a recovered fumble against North Carolina...played 248 snaps, more than any other first-year freshman on defense, and second to C.J. Spiller among all first-year freshmen.

Before Clemson: First-team all-state by **AP** at Asheville High...#14 cornerback in the nation by **Rivals.com**...#4 prospect in North Carolina by **Rivals.com**...member of the **Rivals.com** 250...#19 cornerback in the country by **CollegeFootballNews.com**...member of the East Hot 100 by **Scout.com**...#24 cornerback in the nation by **Scout.com**...#17 defensive back in the nation by **SuperPrep**...three-time all-conference pick...member of the North Carolina Shrine Bowl team...had 62 tackles, seven interceptions, eight pass breakups, and two caused fumbles as a senior...also played quarterback, and rushed for 1,435 yards and 16 touchdowns...threw for 750 yards and five touchdowns...led his team to the AAA state title as a senior...MVP of the state title game with five tackles, a caused fumble, an interception, and a 70-yard, game-winning touchdown pass...all-time leading rusher at Asheville High with 5,030 career yards, breaking the 63-year old record of Charlie "Choo-Choo" Justice (4,005); he exceeded it by over 1,000 yards...had 60 rushing touchdowns and 12 interceptions in his career...also ran track...high school team had a 52-6 career record...named to Who's Who Among American High School students...recipient of the National Student Leadership Conference Award...coached by Danny Wilkins...chose Clemson over Maryland, North Carolina, N.C. State, South Carolina, and Virginia Tech...born May 26, 1987...majoring in sociology.


Butler 2006 Game-By-Game Stats

| Date | Opponent | Plays | Hit | Ast | Tot | TFL | Int | PBU |
|---------------|-------------------|------------|-----------|-----------|-----------|------------|-------------|----------|
| 9-2 | Florida Atlantic | 22 | 1 | 2 | 3 | | | |
| 9-9 | at Boston College | 8 | 2 | 0 | 2 | | | |
| 9-16 | at Florida State | 28 | 2 | 1 | 3 | | | |
| 9-23 | North Carolina | 9 | 2 | 0 | 2 | | | |
| 9-30 | Louisiana Tech | 28 | 5 | 0 | 5 | | 2-35 | 1 |
| 10-7 | at Wake Forest | 0 | 1 | 1 | 2 | | | |
| 10-12 | Temple | 30 | 3 | 4 | 7 | | | 1 |
| 10-21 | Georgia Tech | 21 | 3 | 1 | 4 | | 1-0 | |
| 10-26 | at Virginia Tech | 24 | 1 | 0 | 1 | | | |
| 11-4 | Maryland | 12 | 1 | 1 | 2 | | | 1 |
| 11-11 | N.C. State | 25 | 0 | 0 | 0 | | | |
| 11-25 | South Carolina | 19 | 2 | 1 | 3 | 1-2 | | |
| 12-29 | Kentucky | 22 | 0 | 0 | 0 | | | |
| Totals | | 248 | 23 | 11 | 34 | 1-2 | 3-35 | 3 |

Note: Had a recovered fumble against North Carolina.

Butler Career Stats

| Year | GP-S | Plays | Hit | Ast | Tot | TFL | Sacks | Int | QP | PBU | CF-RF |
|------|------|-------|-----|-----|-----|-----|-------|------|----|-----|-------|
| 2006 | 13-0 | 248 | 23 | 11 | 34 | 1-2 | 0-0 | 3-35 | 0 | 3 | 0-1 |



48 Jeremy Campbell

LB • 6-2 • 215 • So. • 1VL
Port Orange, Florida
Spruce Creek High School



Campbell Fact: Had 17 caused or recovered fumbles in high school.

Years Lettered: 2006

Bowl Participation: Reserve linebacker in the 2006 Music City Bowl against Kentucky.

Fall 2007 Depth Chart Position: Second-team strongside linebacker

Overview: Will compete for the starting strongside linebacker position this fall...had a strong spring; he was the second-leading tackler in the spring game; he had nine tackles for the Orange team, including a tackle for loss...played in 10 of the 13 games in 2006 and logged over 100 plays of action...another fine linebacker from the state of Florida...one of eight first-year freshmen to see action in 2006...active player who had 11 caused fumbles and six recovered fumbles in his high school career...National Honor Society member.

2006: Second-team outside linebacker behind Maurice Nelson...did not start a game, but played in 10 of the 13 games for 106 snaps...saw his most action in the opener when he had 27 plays and a season-high six tackles, including one tackle for loss...played eight snaps at Boston College and had three tackles...played 22 snaps against Louisiana Tech and had three tackles, then played 21 snaps against Temple and had a pair of stops...did not play against South Carolina, but played eight snaps on defense against Kentucky in the Music City Bowl...played five straight games at midseason, from the North Carolina game through the Georgia Tech game.

Before Clemson: Had 224 career tackles, including 16 sacks and 31 tackles for loss, at Spruce Creek High...#53 outside linebacker in the nation by **Rivals.com**...All-Southeast region by **PrepStar**...first-team all-conference, all-district, and all-area...team captain as a senior...had 90 tackles, including 14 tackles for loss and seven sacks, as a senior; added over 500 yards of total offense and five touchdowns...team defensive MVP as a senior...had seven career interceptions, including three for scores...had 11 caused fumbles and six recovered fumbles in his career...had 42 receptions for 667 yards and six touchdowns in his career...played in the Central Florida High School All-Star game...team defensive player-of-the-year as a sophomore...starter on the basketball team as a forward...honorable mention all-state on the hardwood as a junior...first-team all-conference and all-district in 2005...all-district and all-conference on the hardwood as a sophomore...team MVP as a sophomore...two-year letterman in track...National Honor Society student...named to the honor roll every semester in high school...Rotary Club of Port Orange Scholastic Athlete-of-the-Year as a senior...coached by Jared Zito...chose Clemson over Georgia Tech, Illinois, Indiana, Kansas, Louisville, and Purdue...born Apr. 11, 1988...major is undeclared.

Campbell 2006 Game-By-Game Stats

| Date | Opponent | Plays | Hit | Ast | Tot | TFL | Sacks | Int |
|---------------|-------------------|------------|----------|----------|-----------|------------|------------|------------|
| 9-2 | Florida Atlantic | 27 | 3 | 3 | 6 | 1-1 | | |
| 9-9 | at Boston College | 8 | 2 | 1 | 3 | | | |
| 9-16 | at Florida State | | | | DNP | | | |
| 9-23 | North Carolina | 8 | 0 | 0 | 0 | | | |
| 9-30 | Louisiana Tech | 22 | 2 | 1 | 3 | | | |
| 10-7 | at Wake Forest | 5 | 0 | 0 | 0 | | | |
| 10-12 | Temple | 21 | 1 | 1 | 2 | | | |
| 10-21 | Georgia Tech | 3 | 0 | 0 | 0 | | | |
| 10-26 | at Virginia Tech | | | | DNP | | | |
| 11-4 | Maryland | 2 | 0 | 0 | 0 | | | |
| 11-11 | N.C. State | 2 | 1 | 0 | 1 | | | |
| 11-25 | South Carolina | | | | DNP | | | |
| 12-29 | Kentucky | 8 | 0 | 0 | 0 | | | |
| Totals | | 106 | 9 | 6 | 15 | 1-1 | 0-0 | 0-0 |

Campbell Career Stats

| Year | GP-S | Plays | Hit | Ast | Tot | TFL | Sacks | Int | QP | PBU | CF-RF |
|------|------|-------|-----|-----|-----|-----|-------|-----|----|-----|-------|
| 2006 | 10-0 | 106 | 9 | 6 | 15 | 1-1 | 0-0 | 0-0 | 0 | 1 | 0-0 |



67 Christian Capote

OT • 6-4 • 295 • *Sr. • 2VL
Miami, Florida
Miami Killian High School



Capote Fact: Had at least one knockdown block in each of the first 10 games of 2006, all as a reserve.

Years Lettered: 2005,06

Bowl Participation: Reserve offensive tackle in the 2006 Music City Bowl against Kentucky.

Fall 2007 Depth Chart Position: First-team offensive tackle

Overview: Experienced and improving offensive tackle who should move into the starting lineup in 2007...listed as the first-team right tackle before and



Veteran Bios

after spring practice...second-team offensive tackle in both 2005 and 2006 behind Marion Dukes...veteran of 221 snaps and 23 career games...played in nine games as sophomore and all 13 games in 2006...one of three senior offensive linemen who move into the starting lineup for the first time in 2007...one of the strongest players on the team; he has the fourth-best squat lift (565), seventh-best bench press (415), eighth-highest total weight lifted (1,535), and ninth-best in 225 reps (25)...top-100 prospect in Florida out of high school, where he did not allow a sack as a senior.

2006: Played in all 13 games as a reserve for 163 snaps, an average of 12.5 snaps per game...had at least one knockdown block in each of the first 10 games of the year, including a career-high five against Temple...had 23 knockdown blocks, including four intimidation blocks...played a career-high 31 snaps against Temple and had an 81-percent grade...had his best game of the year in terms of grade against Florida Atlantic when he had an 87-percent grade in 20 plays and had two knockdown blocks...had a solid game in the win over #13 Georgia Tech with a 75-percent grade on 16 snaps with four knockdowns, including a pair of intimidation blocks.

2005: Second-team offensive tackle who played in nine games on special teams and six of the 11 games in the regular season on offense...graded 80 percent or higher in four of the six games he played on offense...played a season-high 18 plays against Temple...had a 90-percent grade on 10 plays in the win over Duke, and an 86-percent grade in seven plays against #16 Florida State; he had three knockdown blocks in just seven plays against the Seminoles...a native of Miami, FL; he played 13 plays and had a 76-percent grade in the triple-overtime game against #13 Miami (FL); that was his first significant action in a game for the Tigers, a meaningful fact for the native of Miami...did not play in the Champs Sports Bowl due to an auto accident.

2004: Played in one game as a red-shirt freshman; he played in three snaps in the victory over Utah State on homecoming.

2003: Red-shirted.

Before Clemson: All-state and all-county first-team offensive member his senior season...#10 Miami-Dade prospect according to **Miami Herald**...top 100 Florida prospect according to **Orlando Sentinel**...had 117 pancake blocks while allowing no sacks his senior season...graded out at 93 percent in 2002...a three-year starter...#16 offensive lineman in Florida according to **FloridaKids.net**...won Most Outstanding Academics in Football award his junior season...two-time letterman in baseball...coached by Billy Rolle...chose Clemson over Florida and Georgia Tech...born Aug. 1, 1985...majoring in health science.



Christian Capote

as a red-shirt freshman in 2006, helping the Tigers to top-25 rankings in all four defensive areas...named most improved in the weightroom among safeties for the 2007 spring practice...has a 7.37 power index, second-best on the 2007 team...has a 9'10" broad jump, seventh-best on the team...his 340-pound hang clean is 10th-best among backs and receivers since 1997...South Carolina Back-of-the-Year at the AA level in 2003 and 2004.

2006: Special teams player-of-the-week by the Tiger coaches for the North Carolina game; he had a caused fumble that the Tigers recovered early in that game, leading to a momentum change that Clemson never relinquished...reserve safety and outside linebacker during the season...played in 11 of the 13 games for 117 snaps...played on defense in nine of the 13 games, including the Music City Bowl against Kentucky...played 26 snaps against Louisiana Tech and totaled three tackles...played 33 snaps in the win over Temple...had three tackles in his 16 plays against Virginia Tech; that tied his season high.

2005: Red-shirted.

Before Clemson: South Carolina AA Back-of-the-Year, and all-state by **High School Sports Report** as a junior and senior...honorable mention All-Southern team pick by **Orlando Sentinel**...Shrine Bowl participant...**SuperPrep** Mid-Atlantic team member as the 17th-best prospect in South Carolina...14th-best player in South Carolina by **Rivals.com**...28th on **Spartanburg Herald-Journal's** Fab-50 list...two-time all-state and all-region...had 13 carries for 202 yards and two touchdowns in the state title game as a junior...had 1,031 rushing yards and 12 touchdowns as a quarterback and running back during his junior season...helped Central High to the state title as a junior and four straight conference titles...all-state athlete in track...earned 10 letters in high school, including four in football, four in track, and two in basketball...coached by Joey Mangum...chose Clemson over South Carolina and Virginia Tech...born Samuel Chambers on Dec. 23, 1986...majoring in sociology.

Chambers Career Stats

| Year | GP-S | Plays | Hit | Ast | Tot | TFL | Sacks | Int | QP | PBU | CF-RF |
|------|------|-------|-----|-----|-----|-----|-------|-----|----|-----|-------|
| 2006 | 11-0 | 117 | 8 | 2 | 10 | 0-0 | 0-0 | 0-0 | 1 | 0 | 1-0 |



38 Chris Chancellor

CB • 5-9 • 170 • *So. • 1VL
Miramar, Florida
Miami Edison High School



Chancellor Fact: Honorable mention freshman All-American by **Scout.com** in 2006.

Years Lettered: 2006

Bowl Participation: Starting cornerback in the 2006 Music City Bowl against Kentucky.

Fall 2007 Depth Chart Position: First-team cornerback

Overview: Listed as a first-team cornerback entering spring practice...one of the players who will step up to a starting cornerback position with the departure of Duane Coleman and C.J. Gaddis to the NFL...started the Music City Bowl against Kentucky and had four starts as a freshman, so he will not be making his first start in 2007...actually started the Florida State game in 2006; he should be in the starting lineup against the Seminoles for the season-opener in 2007...had 38 tackles as a reserve, most among non-starters on the 2006 team...sixth on team in the power index with a 7.1 figure...had 24 career interceptions in high school and five touchdowns via returns...his brother Demerick was a running back at Clemson in 2005 and 2006, but he transferred to North Carolina A&T in January of 2007.

2006: Honorable mention freshman All-American by **Scout.com**...finished the year strong; he started and played 58 plays against Kentucky...had two

Chancellor Profile

- **Favorite hobby:** Playing sports
- **Favorite NFL team:** Philadelphia Eagles
- **Favorite pro athlete:** Dante Hall
- **Team I would like to play:** Miami (FL)
- **If not Clemson, I would be at:** Florida State
- **Most influential people on my career:** Mother & uncle
- **Best athletic attribute:** Speed
- **Most respected teammate:** Cullen Harper
- **Best athletic feats:** Starting as a freshman & being an honorable mention freshman All-American
- **Retirement location:** Miami, FL
- **Post-football aspiration:** Coach



27 Sadat Chambers

S • 5-11 • 190 • *So. • 1VL
Pageland, South Carolina
Central High School



Chambers Fact: Had a caused fumble while covering a kickoff return against North Carolina, a hit that changed the momentum in that Tiger victory.

Years Lettered: 2006

Bowl Participation: Reserve safety in the 2006 Music City Bowl against Kentucky.

Fall 2007 Depth Chart Position: Reserve CAT safety

Overview: Reserve CAT safety who showed progress in the spring...had an interception and caused fumble in the spring game...played over 100 snaps



pass breakups against South Carolina and Kentucky to end the season...not considered a starter for the season, but he did start four games, more than any other active Tiger cornerback...third in the ACC in special teams tackles (9)...defensive player-of-the-game against Temple according to the Clemson coaches; he tied for game honors among Tiger tacklers with seven; he had a career-high six first hits...finished the season with 38 tackles, including 27 first hits...had two pass breakups in 53 plays in a starting assignment against South Carolina...also started at #9 Florida State and in the win over Louisiana Tech...played on defense in every game but the Maryland contest...had at least one tackle in every game...had a balanced season with 18 tackles in the first six games and 20 in the last seven games...played 111 snaps against South Carolina and Kentucky combined after having played just 14 snaps in the previous four games.

2005: Red-shirted.

Before Clemson: Had 40 tackles, seven tackles for loss, and six interceptions (two for touchdowns) as a senior at Miami Edison High...had five touchdowns via returns as a senior; also had two on kickoff returns and one on a punt return...all-state, all-conference, and All-Dade County as a senior...named to the **SuperPrep** Dixie team as the #55 prospect in Florida...#13 cornerback in the nation and the #37 player in Florida by *Rivals.com*...#40 player in Florida by **SuperPrep**...holds the school record for career interceptions (24)...first-team All-Dade County by **Miami Herald**...honorable mention all-state as a junior...had 33 tackles, five interceptions, and 13 pass breakups as a junior...third-team All-Dade County as a junior...had nine interceptions as a sophomore...won the district title three years in a row...standout in track...brother of former Tiger running back Demerick Chancellor...coached by Corey Bell...chose Clemson over Auburn, Florida, Florida State, N.C. State, Oklahoma State, and Rutgers...born Christian Chancellor on Dec. 22, 1986...majoring in sport management.

Chancellor 2006 Game-By-Game Stats

| Date | Opponent | Plays | Hit | Ast | Tot | TFL | Int | PBU |
|---------------|-------------------|------------|-----------|-----------|-----------|------------|------------|----------|
| 9-2 | Florida Atlantic | 22 | 2 | 1 | 3 | | | |
| 9-9 | at Boston College | 27 | 4 | 0 | 4 | | | |
| 9-16 | at Florida State | *26 | 2 | 0 | 2 | 1-8 | | |
| 9-23 | North Carolina | 16 | 1 | 1 | 2 | | | |
| 9-30 | Louisiana Tech | *40 | 4 | 1 | 5 | | | 1 |
| 10-7 | at Wake Forest | 11 | 0 | 2 | 2 | | | |
| 10-12 | Temple | 21 | 6 | 1 | 7 | | | |
| 10-21 | Georgia Tech | 2 | 0 | 1 | 1 | | | |
| 10-26 | at Virginia Tech | 7 | 1 | 1 | 2 | | | |
| 11-4 | Maryland | 0 | 0 | 1 | 1 | | | |
| 11-11 | N.C. State | 5 | 1 | 1 | 2 | | | |
| 11-25 | South Carolina | *53 | 3 | 1 | 4 | | | 2 |
| 12-29 | Kentucky | *58 | 3 | 0 | 3 | | | 2 |
| Totals | | 288 | 27 | 11 | 38 | 1-8 | 0-0 | 5 |

* - start

Chancellor Career Stats

| Year | GP-S | Plays | Hit | Ast | Tot | TFL | Sacks | Int | QP | PBU | CF-RF |
|------|------|-------|-----|-----|-----|-----|-------|-----|----|-----|-------|
| 2006 | 13-4 | 288 | 27 | 11 | 38 | 1-8 | 0-0 | 0-0 | 0 | 5 | 0-0 |



43 Antonio Clay

LB • 6-0 • 220 • Jr. • 2VL
Jeffersonville, Georgia
Twiggs County High School



Clay Fact: ACC Defensive Lineman-of-the-Week for his 13-tackle performance against #13 Georgia Tech in 2006.

Years Lettered: 2005,06

Years Starter: 2006

Bowl Participation: Reserve linebacker in the 2005 Champs Sports Bowl against Colorado; reserve linebacker in the 2006 Music City Bowl against Kentucky.

Fall 2007 Depth Chart Position: Reserve middle linebacker

Overview: Starting middle linebacker during the 2006 season who took advantage of an opportunity created when Anthony Waters suffered a torn ACL and was lost for the season...has played 25 consecutive games over his two years and started 11 of the 13 games in 2006...had some outstanding games in 2006, highlighted by his 13 tackle-performance against #13 Georgia Tech when he was named ACC Defensive Lineman-of-the-Week...had to deal with a family

tragedy during the season; his sister and her child were killed in an auto accident in early September; he was not in school for the spring semester of 2007 while he dealt with the death; he returned to Clemson for the first summer session of 2007...highly-recruited player out of Twiggs County High School in Jeffersonville, GA; he narrowed his choices to Clemson and Oklahoma out of high school...**SuperPrep** All-American coming out of high school...coached by Dexter Copeland in High School, the same high school coach for former Clemson All-American Leroy Hill at Baldwin County High; Clay wears the same number as Hill, now a starter for the Seattle Seahawks...backup to Anthony Waters as a first-year freshman in 2005 when he had 27 tackles and helped the Tigers to a top-25 final ranking.

2006: Clemson's third-leading tackler with 95 stops, including 9.5 tackles for loss, third-most on the team...started the year at outside linebacker that had been held by Tramaine Billie, who was also injured...had just one tackle in the

opener when he played outside, then had 12 tackles in 60 plays at middle linebacker at Boston College; he was Clemson's leading tackler in that game; he played that contest with a heavy heart, as his sister had recently been killed in an automobile accident near his home in Georgia...had eight stops in win at #9 Florida State, including 1.5 tackles for loss...Clemson's leading

tackler in three games, Boston College (12), Georgia Tech (13), and Virginia Tech (15)...named ACC Defensive Lineman-of-the-Week in Clemson's 31-7 victory over #13 Georgia Tech; he had three tackles for loss, including a sack; among his 13 tackles in that game were 11 first hits...23rd in the ACC, including sixth among sophomores, in tackles per game...defensive player-of-the-game against Boston College and #13 Georgia Tech according to the Clemson coaches...had a streak of four straight double-figure tackle games from the Georgia Tech through N.C. State games...second on the squad in first hits (66), trailing only the 72 by Nick Watkins...missed starting only the N.C. State game during the regular season, but he played 62 snaps in that victory and recorded 10 tackles.

2005: Played on defense in every game; the Temple game was his only start; he had a team-high nine tackles...had three tackles at Maryland and four versus #25 Boston College...one of the many bright spots among young players on the defense...played 185 snaps, fourth among first-year freshmen and seventh among all freshmen...14th on the team in tackles (27)...had at least one tackle in every game but the Georgia Tech game when he played just 10 snaps...had one tackle in six snaps against Colorado in the Champs Sports Bowl.

Before Clemson: **SuperPrep** All-American who ranked as the 28th-best linebacker in the nation...ranked as the ninth-best overall player in Georgia by **SuperPrep**...had 136 tackles, 18 tackles for loss, and six sacks as a senior at Twiggs County High...second-team All-South by Countdown to Signing Day...#26 linebacker in the nation by *Scout.com* and #24 by *Rivals.com*...preseason and postseason Super 11 pick as a senior by **Atlanta Constitution**...ranked among the top-100 players in the Southeast...all-state linebacker across all classifications in Georgia...first-team All-Middle Georgia...among the top-100 players in the South by **Atlanta Constitution**...Macon Touchdown Club Super 7 pick...played in the Georgia High School All-Star Game; had six tackles and an interception in his team's 13-0 win...first-team All-Middle Georgia defensive end as a sophomore...first-team All-Middle Georgia and first-team all-state as a junior...three-sport athlete who was the 300m hurdles AAAA region champion (36.2)...qualified for the state meet as a junior...lettered twice basketball...coached by Dexter Copeland, who coached former Tiger All-American Leroy Hill at Baldwin County High...chose Clemson over Alabama, Auburn, Florida, Florida State, Georgia, Georgia Tech, Maryland, Miami (FL), Notre Dame, Ohio State, and Oklahoma...born Antonio L. Clay on Jun. 19, 1987...majoring in sport management.

Clay Profile

- **Favorite hobby:** Drawing
- **Favorite NFL team:** Jets
- **Favorite pro athlete:** Ray Lewis
- **Team I would like to play:** Oklahoma
- **If not Clemson, I would be at:** Oklahoma
- **Most influential person on my career:** Anthony Waters
- **Best athletic attribute:** Tackling
- **Most respected teammate:** Phillip Merling
- **I wear #43 because:** Of the Tigers who wore it previously
- **Best athletic feat:** Earning defensive MVP honors against Georgia Tech in 2006
- **Retirement location:** Clemson, SC



Veteran Bios

Clay 2005 Game-By-Game Stats

| Date | Opponent | Plays | Hit | Ast | Tot | TFL | Sacks | Int |
|---------------|-------------------|------------|-----------|-----------|-----------|------------|------------|------------|
| 9-3 | Texas A&M | 18 | 2 | 0 | 2 | | | |
| 9-10 | at Maryland | 12 | 1 | 2 | 3 | | | |
| 9-17 | Miami (FL) | 15 | 0 | 1 | 1 | | | |
| 9-24 | Boston College | 17 | 1 | 3 | 4 | | | |
| 10-1 | at Wake Forest | 8 | 1 | 0 | 1 | | | |
| 10-13 | at N.C. State | 12 | 2 | 0 | 2 | | | |
| 10-22 | Temple | *62 | 6 | 3 | 9 | 2-9 | 1-7 | |
| 10-29 | at Georgia Tech | 10 | 0 | 0 | 0 | | | |
| 11-5 | Duke | 18 | 1 | 1 | 2 | | | |
| 11-12 | Florida State | 5 | 1 | 0 | 1 | | | |
| 11-19 | at South Carolina | 2 | 1 | 0 | 1 | | | |
| 12-27 | Colorado | 6 | 1 | 0 | 1 | | | |
| Totals | | 185 | 17 | 10 | 27 | 2-9 | 1-7 | 0-0 |

* - start

Clay 2006 Game-By-Game Stats

| Date | Opponent | Plays | Hit | Ast | Tot | TFL | Sacks | Int |
|---------------|-------------------|------------|-----------|-----------|-----------|---------------|--------------|------------|
| 9-2 | Florida Atlantic | *29 | 1 | 0 | 1 | | | |
| 9-9 | at Boston College | *60 | 9 | 3 | 12 | 1-1 | | |
| 9-16 | at Florida State | *44 | 6 | 2 | 8 | 1.5-5 | 0.5-2 | |
| 9-23 | North Carolina | *15 | 3 | 1 | 4 | 1-1 | | |
| 9-30 | Louisiana Tech | *32 | 3 | 3 | 6 | 1-6 | | |
| 10-7 | at Wake Forest | *50 | 6 | 0 | 6 | | | |
| 10-12 | Temple | *24 | 1 | 1 | 2 | | | |
| 10-21 | Georgia Tech | *52 | 11 | 2 | 13 | 3-10 | 1-4 | |
| 10-26 | at Virginia Tech | *59 | 10 | 5 | 15 | 1-1 | | |
| 11-4 | Maryland | *54 | 7 | 4 | 11 | 1-4 | | |
| 11-11 | N.C. State | 62 | 5 | 5 | 10 | | | |
| 11-25 | South Carolina | *64 | 2 | 3 | 5 | | | |
| 12-29 | Kentucky | 20 | 2 | 0 | 2 | | | |
| Totals | | 565 | 66 | 29 | 95 | 9.5-28 | 1.5-6 | 0-0 |

* - start

Clay Career Stats

| Year | GP-S | Plays | Hit | Ast | Tot | TFL | Sacks | Int | QP | PBU | CF-RF |
|---------------|--------------|------------|-----------|-----------|------------|----------------|---------------|------------|----------|----------|------------|
| 2005 | 12-1 | 185 | 17 | 10 | 27 | 2-9 | 1-7 | 0-0 | 1 | 0 | 0-0 |
| 2006 | 13-11 | 565 | 66 | 29 | 95 | 9.5-28 | 1.5-6 | 0-0 | 2 | 4 | 0-0 |
| Totals | 25-12 | 750 | 83 | 39 | 122 | 11.5-37 | 2.5-13 | 0-0 | 3 | 4 | 0-0 |

2005: Had four tackles each in four of the 12 games, including against #16 Florida State...one of only two freshmen to record at least one tackle in every game; he was third among freshmen in tackles...second on the team in special teams tackles (10)...had four stops each against Maryland, #13 Miami (FL), and

Temple...played his most snaps (31) against Temple...played 24 snaps against #13 Miami (FL) when he had four tackles...had one tackle in 10 snaps against Colorado...did not start, but averaged 13.6 snaps, mostly at safety.

2004: Red-shirted.

Before Clemson: Two-way star at DeSoto High School...#23 cornerback in the nation according to **Tom Lemming**...rushed for 1,242 yards on 193 carries...averaged 6.4 yards per carry and had 11 touchdowns as a senior...#39 running back in the nation by **Rivals.com**...#5 running back and a Super Top 75 player by **Florida Times Union**...top-100 player in Florida by **Orlando Sentinel**...named to All-Dixie team by **SuperPrep**...team offensive MVP...DeSoto County Offensive Player-of-the-Year by **Port Charlotte Sun**...returned kicks as a senior...offensive MVP of the South-Central All-Star game...first-team running back by **Sarasota Herald Tribune**...had 951 rushing yards in 100 carries with eight scores as a junior...had five interceptions, including two for touchdowns...averaged over 16 points and 10 rebounds on the hardwood...ran a 10.52 in the 100m, the fourth-best time in the state...AAA regional champion in the 100m...team MVP as a junior and senior...state qualifier in the 100 and 200m...district champion in the 100m and 200m as a senior...coached by Gary Morton...chose Clemson over Michigan State, Pittsburgh, and South Carolina...born Christian Donovan Clemons on Sept. 15, 1985...majoring in community recreation management.

Clemons Profile

- **Favorite hobby:** Sports
- **Favorite NFL team:** Cowboys
- **Favorite pro athlete:** Sean Taylor
- **Team I would like to play:** Miami (FL)
- **If not Clemson, I would be at:** Georgia
- **Most influential people on my career:** Mother, grandmother, Mr. & Mrs. Rivers
- **Best athletic attributes:** Speed & hitting
- **Best athletic feat:** Starting every game in 2006
- **Retirement location:** Florida
- **Post-football aspiration:** Business owner



22 Chris Clemons

S • 6-1 • 205 • *Jr. • 2VL
Arcadia, Florida
DeSoto High School



Clemons Fact: Second leading tackler on Clemson's 13th-ranked total defense in 2006.

Years Lettered: 2005,06

Years Starter: 2006

Bowl Participation: Reserve safety in the 2005 Champs Sports Bowl against Colorado; starting free safety in the 2006 Music City Bowl against Kentucky.

Fall 2007 Depth Chart Position: First-team free safety

Overview: Returning starter at free safety...preseason second-team All-ACC by **Sporting News**...winner of the 2006 Solid Rock Award among defensive backs by Clemson coaches...has played 25 consecutive games over two years...one of two Tigers with over 100 tackles in 2006...continued his fine play in the spring and is firmly entranced as a starter at free safety...among the top 12 tacklers in the ACC in 2006; he was second on the team behind Nick Watkins...two-year letterman...backup to Jamaal Fudge, now in the NFL with Jacksonville, in 2005...two-way player at DeSoto High in Arcadia, FL...ran a 10.52 in the 100m as a senior in high school, fourth-best in the state.

2006: Among the top 12 tacklers in the ACC; he had 102 tackles, second-most on the team...led the secondary in tackles and led the team in passes defended (9)...had 41 tackles in the last three games of the regular season, including a season-high 17 against N.C. State; that tied for the most tackles in a game by a Tiger all season...defensive player-of-the-game against Maryland by the Tiger coaches; he had 12 tackles...had five double-figure tackle games...had 10 tackles at Boston College in 70 snaps...had his only interception against North Carolina when he had a 10-yard return; also had two pass breakups...had a team-season-high three pass breakups against Louisiana Tech...a big part of Clemson's victory over Wake Forest with 12 tackles.

Clemons 2005 Game-By-Game Stats

| Date | Opponent | Plays | Hit | Ast | Tot | TFL | Int | PBU |
|---------------|-------------------|------------|-----------|-----------|-----------|------------|------------|----------|
| 9-3 | Texas A&M | 20 | 3 | 0 | 3 | | | |
| 9-10 | at Maryland | 4 | 2 | 2 | 4 | | | |
| 9-17 | Miami (FL) | 24 | 2 | 2 | 4 | | | |
| 9-24 | Boston College | 6 | 2 | 0 | 2 | | | |
| 10-1 | at Wake Forest | 2 | 1 | 1 | 2 | | | |
| 10-13 | at N.C. State | 18 | 0 | 2 | 2 | | | |
| 10-22 | Temple | 31 | 2 | 2 | 4 | | | |
| 10-29 | at Georgia Tech | 7 | 3 | 0 | 3 | | | |
| 11-5 | Duke | 12 | 1 | 2 | 3 | | | |
| 11-12 | Florida State | 21 | 2 | 2 | 4 | | | |
| 11-19 | at South Carolina | 8 | 1 | 0 | 1 | | | |
| 12-27 | Colorado | 10 | 0 | 1 | 1 | | | |
| Totals | | 163 | 19 | 14 | 33 | 0-0 | 0-0 | 0 |

Clemons 2006 Game-By-Game Stats

| Date | Opponent | Plays | Hit | Ast | Tot | TFL | Int | PBU |
|---------------|-------------------|------------|-----------|-----------|------------|------------|-------------|----------|
| 9-2 | Florida Atlantic | *43 | 2 | 1 | 3 | | | 1 |
| 9-9 | at Boston College | *70 | 8 | 2 | 10 | | | |
| 9-16 | at Florida State | *58 | 3 | 2 | 5 | | | 1 |
| 9-23 | North Carolina | *26 | 2 | 3 | 5 | | 1-10 | 2 |
| 9-30 | Louisiana Tech | *56 | 2 | 1 | 3 | | | 3 |
| 10-7 | at Wake Forest | *57 | 5 | 7 | 12 | | | |
| 10-12 | Temple | *19 | 3 | 1 | 4 | | | |
| 10-21 | Georgia Tech | *66 | 5 | 4 | 9 | | | |
| 10-26 | at Virginia Tech | *69 | 3 | 3 | 6 | | | |
| 11-4 | Maryland | *63 | 8 | 4 | 12 | 1-1 | | 1 |
| 11-11 | N.C. State | *70 | 8 | 9 | 17 | | | |
| 11-25 | South Carolina | *69 | 9 | 3 | 12 | | | |
| 12-29 | Kentucky | *59 | 3 | 1 | 4 | | | |
| Totals | | 725 | 61 | 41 | 102 | 1-1 | 1-10 | 8 |

* - start; Note: Had a caused fumble against South Carolina.

Clemons Career Stats

| Year | GP-S | Plays | Hit | Ast | Tot | TFL | Sacks | Int | QP | PBU | CF-RF |
|---------------|--------------|------------|-----------|-----------|------------|------------|------------|-------------|----------|----------|------------|
| 2005 | 12-0 | 163 | 19 | 14 | 33 | 0-0 | 0-0 | 0-0 | 0 | 0 | 0-0 |
| 2006 | 13-13 | 725 | 61 | 41 | 102 | 1-1 | 0-0 | 1-10 | 0 | 8 | 1-0 |
| Totals | 25-13 | 888 | 80 | 55 | 135 | 1-1 | 0-0 | 1-10 | 0 | 8 | 1-0 |



33 Kavell Conner

LB • 6-2 • 230 • *So. • 1VL
Richmond, Virginia
Manchester High School



Conner Fact: Made a tackle every 5.1 snaps in 2006, the best figure on the team.

Years Lettered: 2006

Bowl Participation: Reserve linebacker in the 2006 Music City Bowl against Kentucky.

Fall 2007 Depth Chart Position: Second-team weakside linebacker

Overview: Named most improved among inside linebackers for the 2007 spring practice...challenging for the starting weakside linebacker position...had a strong spring practice; he tied for the team lead in tackles for the Purple squad in the spring game with six...productive player as a reserve in 2006; he had 27 tackles on defensive scrimmage plays in 138 snaps, a tackle every 5.1 snaps; that was best figure on the team...joins Chris McDuffie as the only Tigers from Virginia...a running back in high school who had three straight 1,000-yard seasons and averaged 8.2 yards per rush his final year.

2006: Second-team linebacker who was Clemson's leading tackler in the shutout of Louisiana Tech on September 30; he had seven tackles even though he played just 16 snaps...one of three freshmen who led the team in tackles...had at least one tackle in 11 games...played at least double figures in snaps in each of the first five games and seven of the first eight...played a season-high 19 snaps against Temple...had three tackles in the win over N.C. State...was 12th on the team in tackles (31), including third among non-starters...played 13 snaps against Kentucky in the Music City Bowl and had two tackles.

2005: Red-shirted.

Before Clemson: Averaged 8.2 yards per carry as a senior at Manchester High...rushed for 1,301 yards and 25 scores as a senior...first-team All-AAA Central Region...#3 rusher in region history...first-team All-Richmond Metro...had 25 tackles for loss as a senior...Mid-Atlantic team member as the #22 player in Virginia by **SuperPrep**...three-year starter on offense and defense...honorable mention all-state as a junior...all-district as a safety and running back as a junior...all-region and all-metro as a junior...had 1,187 rushing yards and 15 touchdowns as a junior...had 1,223 and 16 scores as a sophomore...coached by Tom Hall...born Kavell R. Conner on Feb. 23, 1987...majoring in sociology.

Conner Career Stats

| Year | GP-S | Plays | Hit | Ast | Tot | TFL | Sacks | Int | QP | PBU | CF-RF |
|------|------|-------|-----|-----|-----|-----|-------|-----|----|-----|-------|
| 2006 | 13-0 | 138 | 17 | 14 | 31 | 0-0 | 0-0 | 0-0 | 1 | 0 | 0-0 |



8 Jamie Cumbie

DE • 6-7 • 265 • So. • 1VL
Morris, Illinois
Morris High School



Cumbie Fact: First-team **Parade** All-American, the first defensive end to come to Clemson as a **Parade** All-American since 1989.

Years Lettered: 2006

Bowl Participation: Reserve defensive end in the 2006 Music City Bowl against Kentucky.

Fall 2007 Depth Chart Position: Second-team defensive end


Overview: Talented defensive end who is second team behind Phillip Merling...will see plenty of action in 2007 and will be one of the future leaders of the Tiger defense...named most improved in the weightroom among defensive ends for the 2007 spring practice...played in nine games as a reserve defensive end as a first-year freshman...athletic player who should team with Ricky Sapp to give the Tigers a strong pass rush from the outside for years to come...only resident of Illinois on the team, but his family has ties to South Carolina...First-Team **Parade** All-American, the first defensive lineman to come to Clemson with those credentials since 1989...Second-Team **USA Today** All-American...a top-50 player by **Tom Lemming**...at 6'7", he is the tallest defensive end in Tiger history.

2006: First-year freshman who played in nine games (104 snaps)...had two tackles for loss, including his first career sack against Louisiana Tech...played a season-high 28 snaps against Florida Atlantic; he had two tackles...played 24 plays against Louisiana Tech and 24 against Temple...did not play in Tigers losses against Boston College, Virginia Tech, and Maryland.

Before Clemson: National top-100 player by many services at Morris High School...First-Team **Parade** All-American, the first incoming Tiger defensive lineman named to the team since 1989...Second-Team **USA Today** All-American and EA Sports...#50 player in the nation by **Tom Lemming**, #60 player by **CollegeFootballNews.com**, and #87 player by **ESPN.com**...#7 strongside defensive end in the nation according to **Rivals.com**...#3 prospect in the state by **Rivals.com**...#6 defensive end in the nation by **CollegeFootballNews.com** and #10 defensive end by **Scout.com**...#1 defensive end in the midwest region by **Scout.com**...member of **PrepStar's** Dream Team Top 100...member of the Midwest Hot 100 by **Scout.com**...#24 prospect in the Midwest by **SuperPrep**...#16 defensive lineman in the nation by **PrepStar** and #39 defensive lineman by **SuperPrep**...top-100 recruit by **High School Sport Magazine**...had 117 tackles and 24 sacks as a senior...all-state by **Chicago Sun-Times** and **Chicago Tribune**...Chicagoland Defensive Player-of-the-Year...**Joliet Herald** and **Morris Daily Herald** All-Area...had 34 catches for 605 yards as a tight end with five scores...helped his team to a 14-0 record and the state title...had 70 tackles and six sacks as a junior; also had 300 yards receiving as a tight end...all-state as a senior...2005 Suburban Prairie Conference Defensive MVP...team captain...all-area and all-conference as a junior...struck out 21 in a 10-inning game against Joliet High as a senior, as he pitched a one-hit shutout...grew up in Andrews, SC...coached by George Dergo...chose Clemson over Illinois, Northwestern, Notre Dame, Ohio State, and Purdue...born Feb. 18, 1988...major is undeclared.

Cumbie Career Stats

| Year | GP-S | Plays | Hit | Ast | Tot | TFL | Sacks | Int | QP | PBU | CF-RF |
|------|------|-------|-----|-----|-----|-----|-------|-----|----|-----|-------|
| 2006 | 9-0 | 104 | 5 | 3 | 8 | 2-8 | 1-5 | 0-0 | 1 | 1 | 0-0 |



1 James Davis

RB • 5-11 • 205 • Jr. • 2VL
Atlanta, Georgia
Douglass High School



Davis Fact: Has scored 26 career touchdowns, more than any other active ACC player.

Years Lettered: 2005,06

Years Starter: 2005,06

Bowl Participation: Starting running back in the 2005 Champs Sports Bowl against Colorado; starting running back in the 2006 Music City Bowl against Kentucky.

Fall 2007 Depth Chart Position: Co-first-team running back

Overview: First-Team All-ACC running back in 2006 who has been Clemson's leading rusher each of the last two years...already over the 2,000-yard mark for his career; his 2,066 career rushing yards are second-most among active ACC players...his 26 career rushing touchdowns are first among active ACC players...already 16th in Clemson history in rushing yards...joins Terry Allen as the only Tigers to reach 2,000 rushing yards by the end of his sophomore year...has seven career 100-yard rushing games...had four 100-yard games as a freshman and three as a sophomore...one of 10 semifinalist for the Doak Walker Award in 2006; he will be a candidate for the top running back honor in the nation again this year...fourth in the ACC in rushing as a freshman, then he was third as a sophomore when he had 1,187 yards...11th-best running back in the nation by **Lindy's** for the preseason of 2007...listed on the 2007 Football Writers Association preseason All-America checklist...MVP of the Champs Sports Bowl win over Colorado in 2005...named most improved on the field and in the weightroom among running backs for the spring of 2007; he and Cullen Harper were the only offensive or defensive players named most improved for both areas at their position...had a standout spring; he had six rushes for 100 yards in the spring game, including a 65-yard touchdown run...showed improvement from a speed standpoint after working with Clemson Track Sprint Coach Charles Foster...ACC Rookie-of-the-Year in 2005 when he was fourth in the ACC in rushing; he was the first Tiger to win that award since Anthony Simmons (1995)...second-team freshman All-American by **Rivals.com** in 2005.



Veteran Bios

2006: First-Team All-ACC running back; he gained 1,187 yards, the sixth-highest total in Clemson history...averaged 91.3 yards per game, 28th-best in the nation and third-best in the ACC...averaged 5.85 yards per carry, the second-best mark in Clemson history among Tigers who gained 1,000 yards in a season; only Terrence Flagler's 6.5-yard average is higher among 1,000-yard backs; even higher when it came to scoring; his 17 touchdowns tied a Clemson single-season record...just one off the Clemson overall touchdown record of 18 held by Travis Zachery (2000)...his 17 touchdowns tied for fifth-best in ACC history...17th in the nation in scoring, including first in the ACC...had his best performance against #13 Georgia Tech when he had 216 rushing yards against the team from his hometown; he could hear the roar of the crowd from Bobby Dodd Stadium when he was growing up; that was the most rushing yards by a Tiger since Raymond Priester had a record 263 against Duke in 1995; named national offensive player-of-the-week for his performance

by the Walter Camp Foundation; that was the most rushing yards in a game by an ACC player during the season...led the team in plays of 20 yards or more with 14, including 12 rushes and two receptions...named offensive player-of-the-week by the Tiger coaches for his performance against North Carolina and #13 Georgia Tech...started all 13 games and has a streak of 15 straight starts over two seasons...a model of consistency early in the season; he gained between 87 and 95 rushing yards in each of the first four games...had at least 87 rushing yards in nine of the 13 games...showed his all-round abilities in the South Carolina game when he stripped the ball from defensive end Nathan Pepper after he had intercepted a pass; it saved a touchdown...had 102 yards receiving on four catches, including a 54-yard catch at #9 Florida State...had at least one touchdown in each of the first five games and had a nine-game streak over two years, the second-longest streak in Tiger history...had four touchdowns against North Carolina, first Tiger to have four in a game since Chad Jasmin at South Carolina in 2003...had six games with at least two touchdowns, including four in a row at one point...had three touchdowns in the win over Temple when he averaged 15 yards per rush...improved his yards per carry from 5.3 to 5.8 over his freshman year; he also improved his touchdown total from nine to 17 and his yards per game from 80 to 91.3...scored the game-winning touchdown at #9 Florida State with eight seconds left on a tough one-yard run.

2005: Fourth in the ACC and 56th in the nation in rushing (79.9)...first among freshmen in the ACC in rushing...seventh in the ACC in all-purpose yards (93.7)...tied for fourth in the ACC in rushing touchdowns (9)...scored seven of his nine touchdowns in ACC games, tied for first in the ACC...set the Clemson single-season freshman touchdown record...sporting a 5.3-yards-per-carry figure, third in the ACC among players with at least 500 yards rushing and best in Tiger history for a freshman...fourth in receptions with 19 for 152 yards...had four 100-yard rushing games to establish a Clemson single-season record for a first-year freshman...had a 150-yard rushing game against Colorado, the second-highest rushing total in a bowl game by a Tiger; he was the only running back to gain over 100 yards rushing against Colorado's defense; added two catches for 21 yards and 171 all-purpose yards to earn MVP honors...set three Tiger freshman records, including touchdowns (9), yards per rush (5.3), and all-purpose yards (1,031)...ACC Rookie-of-the-Year, the first Tiger to win the award since Anthony Simmons (1995)...second-team freshman All-American by [Rivals.com](#) and third-team by [CollegeFootballNews.com](#)...honorable mention freshman All-American by **Sporting News**...first-team freshman All-ACC by **Sporting News**...Honorable Mention All-ACC by the ACC Sportswriters Association...his 879 rushing yards were third-most in school history for a freshman...Clemson's top rusher, fourth-leading receiver, and leader in all-purpose yardage on a per-game basis...two-time national freshman-of-the-week by [Rivals.com](#)...three-time ACC Rookie-of-the-Week, more than any other ACC player; chosen after his performances against #17 Texas A&M, N.C. State, and #16 Florida State...named ACC Offensive Back-of-the-Week for his performance

Davis Profile

- **Favorite hobbies:** Studying & reading books
- **Favorite NFL team:** Falcons
- **Favorite pro athlete:** LaDainian Tomlinson
- **Team I would like to play:** Florida
- **If not Clemson, I would be at:** Georgia Tech
- **Most influential person on my career:** Mother
- **Most respected teammate:** Phillip Merling
- **I wear #1 because:** I always wanted to be first in what I do & be a leader
- **Best athletic feat:** Earning ACC Rookie-of-the-Year honors
- **Retirement location:** Atlanta, GA
- **Post-football aspiration:** Coach at Clemson

at #19 South Carolina when he rushed for 145 yards and a touchdown...his 143-yard effort at N.C. State, his 145 yards at South Carolina, and 150 yards in the bowl game were three of the top-seven performances by a first-year freshman in school history...played 366 snaps, most among Tiger first-year freshmen and third among all freshmen...Clemson's offensive player-of-the-game by the coaches against #19 South Carolina and Colorado...suffered a broken wrist at N.C. State on October 13; he missed the next game against Temple and played just one snap at Georgia Tech; averaged 5.6 yards per carry after returning from the injury; had to play the last four regular-season games with a cast on his left wrist...started six games, so he was considered a co-starter...teamed with Reggie Merriweather to give Clemson the first pair of 700-yard running backs since 1995...had at least one touchdown in each of the last four games...had 1,031 all-purpose yards...Clemson's leading rusher in each of the first two games and each of the last three games; also the leader at N.C. State, so he was Clemson's top rusher in six games...led the team in runs of 10 yards or more (27) and 20 yards or more (10)...had a season-long 40-yard run against Colorado; it was also the longest run of the year against the Colorado defense...named Clemson's offensive rookie-of-the-year by the coaches.

Before Clemson: Rushed for 2,389 yards and 28 touchdowns on 350 carries as a senior at Douglass High...rushed for 300 yards or more in two games as a senior...rushed for 7,339 yards and 80 touchdowns in his career...#42 player in the nation, #7 running back in the nation, and #16 player in Georgia by [Rivals.com](#)...**SuperPrep** Dixie team pick as the #4 prospect in Georgia...Georgia North/South game co-MVP; scored the only touchdown to lead the North to victory...#17 running back in the nation by [ESPN.com](#)...#17 running back in the nation by [CollegeFootballNews.com](#)...honorable mention All-Southern team by **Orlando Sentinel**...team captain as a senior...received the Golden Helmet Award as the team MVP...**SuperPrep** All-American as the #24 running back in the nation; listed #26 by [Scout.com](#)...#56 player in the southeast by **SuperPrep**...AAAAA all-state by **Atlanta Constitution** as a senior...honorable mention AAAAA all-state as a junior...coached by Gary Cantrell...chose Clemson over Alabama, Florida, Georgia, Kentucky, Louisiana State, Mississippi State, Tennessee, and Virginia Tech...born Jan. 1, 1986...majoring in sociology.

Davis 2005 Game-By-Game Stats

| Date | Opponent | Plays | Car | Yds | Avg | TD | Rec | Yds | TD |
|--------|-------------------|-------|-----|-----|------|----|-----|-----|----|
| 9-3 | Texas A&M | *23 | 19 | 101 | 5.3 | 0 | 1 | 6 | 0 |
| 9-10 | at Maryland | *38 | 20 | 82 | 4.1 | 0 | 3 | 24 | 0 |
| 9-17 | Miami (FL) | *47 | 12 | 12 | 1.0 | 0 | 3 | 17 | 0 |
| 9-24 | Boston College | *26 | 8 | 44 | 5.5 | 0 | 1 | 1 | 0 |
| 10-1 | at Wake Forest | 38 | 13 | 51 | 3.9 | 2 | 5 | 25 | 0 |
| 10-13 | at N.C. State | 30 | 12 | 143 | 11.9 | 2 | 0 | 0 | 0 |
| 10-22 | Temple | | | | DNP | | | | |
| 10-29 | at Georgia Tech | 1 | 1 | 1 | 1.0 | 0 | 0 | 0 | 0 |
| 11-5 | Duke | 15 | 8 | 85 | 10.6 | 1 | 0 | 0 | 0 |
| 11-12 | Florida State | 40 | 17 | 65 | 3.8 | 2 | 1 | 44 | 0 |
| 11-19 | at South Carolina | *55 | 27 | 145 | 5.4 | 1 | 3 | 14 | 0 |
| 12-27 | Colorado | *53 | 28 | 150 | 5.4 | 1 | 2 | 21 | 0 |
| Totals | | 366 | 165 | 879 | 5.3 | 9 | 19 | 152 | 0 |

* - start

Davis 2006 Game-By-Game Stats

| Date | Opponent | Plays | Car | Yds | Avg | TD | Rec | Yds | TD |
|--------|-------------------|-------|-----|------|------|----|-----|-----|----|
| 9-2 | Florida Atlantic | *31 | 14 | 94 | 6.7 | 1 | 0 | 0 | 0 |
| 9-9 | at Boston College | *58 | 24 | 93 | 3.9 | 2 | 0 | 0 | 0 |
| 9-16 | at Florida State | *44 | 19 | 87 | 4.6 | 2 | 1 | 54 | 0 |
| 9-23 | North Carolina | *24 | 15 | 95 | 6.3 | 4 | 0 | 0 | 0 |
| 9-30 | Louisiana Tech | *19 | 11 | 143 | 13.0 | 2 | 0 | 0 | 0 |
| 10-7 | at Wake Forest | *50 | 26 | 95 | 3.7 | 0 | 3 | 48 | 0 |
| 10-12 | Temple | *17 | 9 | 138 | 15.3 | 3 | 0 | 0 | 0 |
| 10-21 | Georgia Tech | *27 | 21 | 216 | 10.3 | 2 | 0 | 0 | 0 |
| 10-26 | at Virginia Tech | *29 | 12 | 30 | 2.5 | 1 | 0 | 0 | 0 |
| 11-4 | Maryland | *42 | 20 | 90 | 4.5 | 0 | 0 | 0 | 0 |
| 11-11 | N.C. State | *30 | 13 | 34 | 2.6 | 0 | 0 | 0 | 0 |
| 11-25 | South Carolina | *20 | 11 | 19 | 1.7 | 0 | 0 | 0 | 0 |
| 12-29 | Kentucky | *32 | 8 | 53 | 6.6 | 0 | 2 | 13 | 0 |
| Totals | | 423 | 203 | 1187 | 5.8 | 17 | 6 | 115 | 0 |

* - start; Note: Had a caused fumble against South Carolina.

Davis Career Stats

| Year | GP-S | Plays | Car | Yds | Avg | TD | LG | Rec | Yds | TD |
|--------|-------|-------|-----|------|-----|----|----|-----|-----|----|
| 2005 | 11-6 | 366 | 165 | 879 | 5.3 | 9 | 40 | 19 | 152 | 0 |
| 2006 | 13-13 | 423 | 203 | 1187 | 5.8 | 17 | 64 | 6 | 115 | 0 |
| Totals | 24-19 | 789 | 368 | 2066 | 5.6 | 26 | 64 | 25 | 267 | 0 |



99 Etta Etta-Tawo

DT • 6-5 • 300 • *So. • 1VL
Powder Springs, Georgia
McEachern High School



Etta-Tawo Fact: Had four tackles in 54 snaps during the first five games of 2006.

Years Lettered: 2006

Fall 2007 Depth Chart Position: Reserve defensive tackle

Overview: His 2007 playing status is in doubt as he recovers from a heart ailment...reserve in the first five games of 2006 before developing the heart problem...did not play during spring practice, but was enrolled in school.

2006: Played the first five games as a reserve defensive tackle; he had four tackles in 54 snaps...had one tackle in 18 plays against Florida Atlantic...played two snaps at Boston College, then played eight and had a tackle in the win at #9 Florida State...played 11 snaps in the win over North Carolina...played 15 snaps and had two tackles in the win over Louisiana Tech in his best game of the year, but he started having physical problems after that game and did not travel to Wake Forest; he was held out of action the rest of the year.

2005: Red-shirted.

Before Clemson: Max Emfinger All-American...team captain as a senior at McEachern High...two-time region defensive player-of-the-week...first-team all-state...played in the Georgia North-South All-Star game...AAAAA all-state and first-team all-county by **Atlanta Constitution**...**Marietta Daily Journal** Dynamite 12 member...named to the **SuperPrep** Dixie team as the #48 prospect in Georgia...#70 defensive lineman in the nation by **Scout.com**...third-team All-South by Countdown to Signing Day...#39 defensive tackle in the nation and #24 player in Georgia by **Rivals.com**...had 32 tackles and four tackles for loss with a caused fumble in the nine games as a senior...had 60 tackles, three sacks, seven quarterback pressures, 11 tackles for loss, and two caused fumbles as a junior when as an all-region and all-area pick...all-county and all-region as a junior...coached by Jimmy Dorsey...chose Clemson over Duke, Georgia, Georgia Tech, Kentucky, Maryland, Oklahoma, Stanford, Vanderbilt, and Wake Forest...born Etta Etta-Tawo on Aug. 14, 1987...majoring in pre-business.

Etta-Tawo Career Stats

| Year | GP-S | Plays | Hit | Ast | Tot | TFL | Sacks | QP | PBU | CF-RF |
|------|------|-------|-----|-----|-----|-----|-------|----|-----|-------|
| 2006 | 5-0 | 54 | 4 | 0 | 4 | 0-0 | 0-0 | 0 | 0 | 0-0 |



83 Nelson Faerber

WR • 5-11 • 180 • *Jr. • 1VL
Duluth, Georgia
Chattahoochee High School



Faerber Fact: Only walk-on who lettered through playing time as an offensive non-special teams player in 2006.

Years Lettered: 2006

Bowl Participation: Reserve wide receiver in the 2006 Music City Bowl against Kentucky.

Fall 2007 Depth Chart Position: Reserve wide receiver

Overview: Wide receiver who earned a letter in 2006 for the first time...came to Clemson from Chattahoochee High School near Atlanta, GA, the same school that sent Charlie Whitehurst and Mark Buchholz to Clemson...has seen his playing time increase each of the last two years...played in 11 games for 67 snaps in 2006 after playing in four games in 2005...had 25 receptions, including 10 for touchdowns, as a senior in high school...ninth on the team in power index (7.19).

2006: Scored a touchdown against Temple when he recovered a fumble in the endzone; it was lost by teammate Andrew Diomande...first Tiger to score a touchdown on a recovered fumble in the endzone since Chris Jones against Furman in 1998; he also had a 15-yard reception in that game...played 67 snaps, including 19 apiece against North Carolina and Temple...appeared in 11 of the 13 games; he missed only the Florida State and Virginia Tech games.


2005: Played four games on offense, totaling 14 snaps...did not play in the first five games, then played in four of the next five...did not catch a pass.

2004: Red-shirted.

Before Clemson: Named offensive player-of-the-year as a junior and team MVP as a sophomore at Chattahoochee High School...named defensive player-of-the-year as a freshman...first-team all-area selection as a wide receiver by **Atlanta Journal-Constitution** as a junior...first-team all-county and all-region selection as a wide receiver...totaled 1,120 all-purpose yards as a junior...set the school record for career touchdown receptions...from the same high school as former Tiger quarterback Charlie Whitehurst (2002-05)...coached by Bill Waters...born Nelson Arthur Faerber III on Jan. 15, 1986 in Decatur, GA...majoring in construction science & management.

Faerber Career Stats

| Year | GP-S | Plays | Rec | Yds | Avg | TD | LG | Car | Yds | TD | LG |
|---------------|-------------|-----------|----------|-----------|-------------|----------|-----------|----------|----------|----------|------------|
| 2005 | 4-0 | 14 | 0 | 0 | --- | 0 | --- | 0 | 0 | 0 | --- |
| 2006 | 11-0 | 67 | 1 | 15 | 15.0 | 1 | 15 | 0 | 0 | 0 | --- |
| Totals | 15-0 | 81 | 1 | 15 | 15.0 | 1 | 15 | 0 | 0 | 0 | --- |



6 Jacoby Ford

WR • 5-9 • 180 • So. • 1VL
Royal Palm Beach, Florida
Cardinal Newman High School



Ford Fact: Only player in Division I to return a kickoff and punt at least 90 yards for a touchdown in 2006.

Years Lettered: 2006

Bowl Participation: Reserve wide receiver in the 2006 Music City Bowl against Kentucky.

Fall 2007 Depth Chart Position: First-team wide receiver

Overview: First-team All-American in track as a sprinter; he hopes to earn those honors some day on the gridiron...has to be among the fastest football players in the nation after winning the ACC Championship in indoor track in the 60m with a time of 6.52 at the ACC meet at Clemson; he finished third in the nation in that event at the NCAA national meet at Arkansas...first-team wide receiver who hopes to get many more passes his way with the graduation of First-Team All-ACC wideout Chansi Stuckey...only player in the nation with a punt return and kickoff return for a touchdown of over 90 yards in 2006; that was no surprise, as he had seven kick returns for touchdowns in 2005 at Fork Union Military Academy, the same school that sent Gaines Adams to Clemson...has been recorded at 4.13 in the 40...his brother Davy played for Florida State and once had an 82-yard run against Clemson, the longest run against the Tigers in the Tommy Bowden era...had an outstanding spring game with seven catches for 105 yards; he also had two rushes for 35 yards...has the ability to be a game-changer; he scored four touchdowns in 2006, including two on receptions and two on returns; four were from 50 yards or more, tied for the second-most 50-yard touchdowns in one season in Clemson history...averaged 17.3 yards every time he touched the football in 2006.

2006: Clemson's offensive special teams player-of-the-year, but he also made strong contributions as a wideout...second-team freshman All-American as a returner by **Rivals.com** and **Scout.com**...honorable mention freshman All-American according to

Sporting News as a kick returner...averaged 32.8 yards per kickoff return, a figure that would have led the ACC and be in the top five in the nation if he had enough attempts to qualify; he had 13 returns in 13 games (must average 1.2 per game)...had a 92-yard punt return for a touchdown against Florida Atlantic, then had a 94-yard kickoff return against Louisiana Tech; that 92-yard punt return

is the longest in Clemson history and longest in the ACC during the season...one of just three players in Clemson history with a punt return for a score and kickoff

Ford Profile

- **Favorite hobbies:** Video games & talking on the phone
- **Favorite NFL team:** Bengals
- **Favorite pro athlete:** Michael Jordan
- **Team I would like to play:** Florida
- **If not Clemson, I would be at:** Southern California
- **Most influential person on my career:** Brother
- **Best athletic attribute:** Speed
- **Most respected teammate:** C.J. Spiller
- **I wear #6 because:** Many fans already had Charlie Whitehurst's #6 jersey
- **Best athletic feat:** Ranking in the top six in the nation in track as a freshman
- **Retirement location:** Miami, FL
- **Post-football aspiration:** Lawyer



Veteran Bios

return for a score over a career, joining Bobby Gage and Justin Miller...would have been in the top three in the ACC in punt returns and kickoff returns, but did not have enough attempts to qualify for each...had a 55-yard touchdown reception against Temple and a 76-yard scoring catch against South Carolina...named special teams player-of-the-week by the Clemson coaches for his performance against Wake Forest and Temple...had 15 receptions for 187 yards...had at least one catch in seven of the last eight games...played 156 snaps on offense, including 23 against Kentucky in the Music City Bowl; he added a 15-yard run in that game...had a 13-yard rushing average on eight carries.

Track (2006-07): Outdoor - Ran first leg for the Tigers' 4x100m relay team that finished runner-up at East Region Championships; the squad posted a season-best time of 39.15 in the final...earned an at-large berth in the 100m at the NCAA Championships, but was slowed due to injury...qualifier for regionals in three different events, including the 100m, 200m, and 4x100m relay...his top time of the season in the 100m was 10.23 in the prelims at ACCs, but was guilty of a false start in the final and was disqualified...finished fifth at the league meet in the 200m; his top time was 21.08...helped the 4x100m relay team to a second-place finish and regional-qualifying time of 39.48 at the ACC Championships....**Indoor** - Earned All-America honors with a third-place finish in the 60m with a time of 6.60 at the NCAA Championships in Fayetteville, AR; his teammate Travis Padgett won the 60m race...won the ACC Championship in a record time of 6.52 seconds, which was the fastest time in the country...became Clemson's first 60m champion at the conference meet since fellow gridder Tye Hill accomplished the feat in 2004...earned All-ACC honors in the 200m, as he had a time of 21.43 and placed third...first All-ACC honoree in the 200m for the Tigers since Jacey Harper in 2003...earned ACC Indoor Freshman-of-the-Year honors...won the 60m at the prestigious Tyson Invitational; he recorded a time of 6.60...named Southeast Region Track Athlete-of-the-Year by the USTFCCA.

Before Clemson: Enrolled at Clemson in January of 2006 and went through spring practice...had four catches for 103 yards in the March 12 scrimmage...played at Fork Union Military Academy in Virginia in 2005...returned seven kicks for scores (four punts and three kickoffs) at Fork Union, and added 57 catches for 1,254 yards and nine scores...rushed 12 times for 306 yards and three scores...#36 wide receiver/kick returner in the nation by [Scout.com](#)...#17 prep school player in the nation by [Rivals.com](#)...“fastest player on the East Coast” by [Rivals.com](#)...had the best 40-yard dash time at the Fork Union College Coaches Combine (4.126)...Head Coach John Schuman called Ford “the fastest player ever at Fork Union”; it has produced 87 NFL draft picks and two Heisman Trophy winners...had 22 catches for 550 yards and 10 scores as a senior at Cardinal Newman High in Florida...Palm Beach County All-Star game MVP...second-team all-state...state champion in the 100m with a time of 10.32, and the 200m with a time of 21.25 as a senior...lettered twice in football and once in track...his brother Davy played football at Florida State and scored on an 82-yard run against Clemson in 2000, the longest run against a Tommy Bowden-coached team...coached by Don Dicus at Cardinal Newman High...chose Clemson over Florida, Michigan State, Virginia, Virginia Tech, and West Virginia...born Jul. 27, 1987...majoring in sociology.

Ford 2006 Game-By-Game Stats

| Date | Opponent | Plays | Rec | Yds | Avg | TD | LG | Rush | PR | KOR |
|---------------|-------------------|------------|-----------|------------|-------------|----------|-----------|--------------|---------------|---------------|
| 9-2 | Florida Atlantic | 10 | 0 | 0 | --- | 0 | --- | 1-10 | 2-94 | 2-44 |
| 9-9 | at Boston College | 1 | 0 | 0 | --- | 0 | --- | 0-0 | | 1-16 |
| 9-16 | at Florida State | 5 | 1 | -7 | -7.0 | 0 | -7 | 1-38 | 1-12 | |
| 9-23 | North Carolina | 17 | 0 | 0 | --- | 0 | --- | 1-9 | 3-14 | |
| 9-30 | Louisiana Tech | 7 | 0 | 0 | --- | 0 | --- | 0-0 | 2-14 | 1-94 |
| 10-7 | at Wake Forest | 18 | 4 | 28 | 7.0 | 0 | 11 | 1-13 | | |
| 10-12 | Temple | 9 | 3 | 67 | 22.3 | 1 | 55 | 0-0 | 1-4 | 3-99 |
| 10-21 | Georgia Tech | 16 | 2 | 7 | 3.5 | 0 | 8 | 0-0 | 2-0 | |
| 10-26 | at Virginia Tech | 17 | 0 | 0 | --- | 0 | --- | 1-2 | 1-(-1) | 1-24 |
| 11-4 | Maryland | 9 | 2 | 6 | 3.0 | 0 | 6 | 0-0 | 1-18 | 1-18 |
| 11-11 | N.C. State | 17 | 1 | 2 | 2.0 | 0 | 2 | 1-5 | 1-10 | 2-85 |
| 11-25 | South Carolina | 7 | 1 | 76 | 76.0 | 1 | 76 | 1-12 | | 1-17 |
| 12-29 | Kentucky | 23 | 1 | 8 | 8.0 | 0 | 8 | 1-15 | 1-1 | 1-29 |
| Totals | | 156 | 15 | 187 | 12.5 | 2 | 76 | 8-104 | 15-166 | 13-426 |

Note: Had a 92-yard punt return for a touchdown against Florida Atlantic; had a 94-yard kickoff return for a touchdown against Louisiana Tech.

Ford Career Stats

| Year | GP-S | Plays | Rec | Yds | Avg | TD | LG | Car | Yds | PR | KOR |
|------|------|-------|-----|-----|------|----|----|-----|-----|--------|--------|
| 2006 | 13-0 | 156 | 15 | 187 | 12.5 | 2 | 76 | 8 | 104 | 15-166 | 13-426 |



56 Elsmore Gabriel

DT • 6-4 • 280 • *So. • 1VL

Brooklyn, New York

Christ The King Regional High School



Gabriel Fact: Only native New Yorker on the team.

Years Lettered: 2006

Fall 2007 Depth Chart Position: Reserve defensive tackle

Overview: Reserve interior defensive lineman entering 2007 fall practice...had a strong spring game with four tackles, including a sack for the Orange team...resident of Brooklyn, New York who is Yankee fan...enrolled at Clemson in January of 2005...played the 2004 season at Fork Union Military Academy with current Tigers Phillip Merling and Durrell Barry.

2006: Appeared in four games for 31 snaps as a reserve defensive lineman...had two tackles, including one in the season-opener against Florida Atlantic and one against Louisiana Tech...played three snaps in the win over #13 Georgia Tech...played a season-high 13 snaps against Florida Atlantic and 12 against Temple.

2005: Red-shirted.

Before Clemson: Enrolled at Clemson in January of 2005 and participated in spring drills...played at Fork Union Military Academy in 2004...All-Northeast pick and #17 player in New York according to **SuperPrep**...had 37 tackles and 10 sacks (six were in two playoff games); he played only six games due to injury at Christ The King Regional High School...played on the league championship team as a junior and senior...played in the New York Senior Bowl...team captain and team leader in sacks...first Tiger signee from the state of New York since 1995...teammate of Tiger signees Phillip Merling and Durrell Barry at Fork Union...coached by Kevin Kelly at Christ The King Regional High School and J.C. Harmon at Fork Union...chose Clemson over South Carolina, Syracuse, and Virginia...born Elsmore Tokumbo Gabriel on Feb. 5, 1986...majoring in sociology.

Gabriel Career Stats

| Year | GP-S | Plays | Hit | Ast | Tot | TFL | Sacks | QB | PBU | CF-RF |
|------|------|-------|-----|-----|-----|-----|-------|----|-----|-------|
| 2006 | 4-0 | 31 | 2 | 0 | 2 | 0-0 | 0-0 | 1 | 0 | 0-0 |



31 Darius Gaither

S • 5-11 • 210 • *Fr. • RS

Ridgeway, South Carolina

Fairfield Central High School



Gaither Fact: #14 high school safety in the nation by [Rivals.com](#) in 2005.

Fall 2007 Depth Chart Position: Reserve free safety

Overview: Had a good spring and spring game; he will compete for playing time at free safety...has a 36" vertical jump, seventh-best on the team...had a solid spring game with four tackles, including three first hits...a bit of an unknown quantity in that he missed a lot of time during his senior year of high school due to a high ankle sprain, then red-shirted in 2006.

2006: Red-shirted.

Before Clemson: Missed much of his senior season due to a high ankle sprain, but still rushed for 500 yards and eight touchdowns at Fairfield Central High School...#14 safety in the nation by [Rivals.com](#)...#6 prospect in South Carolina by [Rivals.com](#)...#9 player in the state by **SuperPrep**...#21 safety in the nation by [CollegeFootballNews.com](#)...#35 safety in the nation by [Scout.com](#)...#9 prospect in the state by **The State**...#35 defensive back in the nation by **SuperPrep**...Shrine Bowl team member...first-team all-state as a senior by **The State**...had 87 tackles, 16 pass breakups, seven interceptions, and four punt returns for scores as a junior...set the state record for the longest interception return for a touchdown (108) as a junior...won the state's Special-ist-of-the-Year Award by **The State**...ran track...coached by Reggie Kennedy...chose Clemson over Auburn, Maryland, North Carolina, N.C. State, South Carolina, Tennessee, and Wake Forest...born Apr. 17, 1988...majoring in sociology.



70 Jamarcus Grant

OG • 6-5 • 320 • *So. • 1VL
Mullins, South Carolina
Mullins High School



Grant Fact: Native of the Mullins, SC area, the same area that sent Anthony Waters and Thomas Hunter to Clemson.

Years Lettered: 2006


Fall 2007 Depth Chart Position: Reserve offensive guard

Overview: Reserve left offensive guard behind senior Chris McDuffie entering the fall of 2007...dropped 25 pounds last year, and has the footwork, size, and strength to be a starter down the road...another fine Tiger from the Mullins, SC area, the same area that sent Anthony Waters and Thomas Hunter to Clemson...had a broken foot that set him back at the beginning of 2006...had a family tragedy this past spring when his family home burned to the ground; the team raised money to help him purchase clothes and other necessities after the incident...third on the team in the squat lift (600)...ninth on the team in total weight lifted (1,525) and 10th in the hang clean (345).

2006: Missed the first three games with a broken foot after suffering the injury while lifting weights during the preseason; he played in just three games due to the injury...played a season-high 22 snaps against Temple; he had 2.5 knockdown blocks in that game...played 13 snaps against North Carolina and three against Louisiana Tech.

2005: Red-shirted.

Before Clemson: AA all-state by **High School Sports Report**...honorable mention All-Southern Team by **Orlando Sentinel**...#56 offensive lineman in the nation by **CollegeFootballNews.com**...**SuperPrep** Mid-Atlantic team member as the #14 prospect in South Carolina...#36 offensive tackle in the nation and #11 player in the state by **Rivals.com**...#26 on **Spartanburg Herald-Journal's** Fab-50 list...two-time all-state...**PrepStar** All-American...played in the North-South All-Star game...U.S. Army All-American Bowl nominee...named to All-Zone team as a junior...all-region as a junior...coached by Denver Cromer...chose Clemson over Florida, North Carolina, South Carolina, Tennessee, and Virginia Tech...born Jamarcus R. Grant on Dec. 18, 1986...majoring in sociology.



13 Tyler Grisham

WR • 5-11 • 180 • Jr. • 2VL
Birmingham, Alabama
Spain Park High School



Grisham Fact: Established career-highs for receptions (5) and yards (49) against Kentucky in the 2006 Music City Bowl.

Years Lettered: 2005,06

Years Starter: 2006

Bowl Participation: Reserve wide receiver in the 2005 Champs Sports Bowl against Colorado; starting wide receiver in the 2006 Music City Bowl against Kentucky.

Fall 2007 Depth Chart Position: Co-first-team wide receiver

Overview: Offensive player-of-the-game against Kentucky in the Music City Bowl according to the Clemson coaches...recipient of the Hustle Award among offensive players in 2007...co-starter at wide receiver entering the fall...has played very well in bowl games; he had a career-high five catches for 49 against Kentucky in 2006 after totaling two receptions for 35 yards in his best game as a freshman in the win over Colorado in 2005; therefore, he has seven catches for 84 yards in his two bowl games...has missed just one game in two seasons...has more than doubled his receptions and yardage in his sophomore year as compared to his freshman year...had a strong spring game; he caught a pair of touchdown passes from Cullen Harper...named most improved in the weightroom for the 2007 spring practice...backup to All-ACC wideout Chansi Stuckey his first two years; he is ready to take a more prominent role as a junior.

2006: Started six games and scored three touchdowns, including one against Kentucky in the Music City Bowl; he caught a career-high five passes for 49

yards and a touchdown against the Wildcats...had a 22-yard touchdown catch at Boston College and had a 20-yard touchdown reception in the win over N.C. State...had 25 catches, third-most on the team...fourth on the squad in reception yards and tied for the team lead in touchdown receptions...had one punt return for five yards...had four receptions for 51 yards at Boston College, his career-high in terms of yardage...had at least one catch in each of the last nine games...missed hauling in a catch in just two games, including the opener against Florida Atlantic and the North Carolina game...had two receptions for 25 yards in the Tigers' 31-7 victory over #13 Georgia Tech.

2005: Had 10 catches for the season to finish tied for sixth on the team, including second among freshmen...had his best all-around game in the Champs Sports Bowl against Colorado when he totaled two receptions for 34 yards, one rush for five yards, and a kickoff return for 25 yards, good for 64 all-purpose yards; he also played a season-high 28 snaps against Colorado...played in 11 of the 12 games as a freshman for 145 total snaps...missed the game at South Carolina with a sore back, but he came back to have his best game in the bowl game...had a season-high three receptions for 15 yards against #13 Miami (FL); he was named the Subway Sub-of-the-Game for his performance according to the Clemson radio network...had two catches against Temple for 24 yards, including a season-long 15-yard reception...played a season-high 20 snaps at N.C. State and against Temple...took on kickoff-return duties at the end of the regular season; he had three returns for 40 yards, all in his last four contests...played 145 snaps, one of 12 Tiger freshmen to play at least 100 snaps.

Before Clemson: Named to the **SuperPrep** Dixie team as the #7 prospect in the state of Alabama...#82 wide receiver in the nation according to **SuperPrep** and #85 wide receiver by **Scout.com**...#12 athlete in the nation and #21 player in Alabama according to **Rivals.com**...**Max Emfinger** All-American as a senior at Spain Park High...all-region selection...played wide receiver, tailback, quarterback, and defensive back...chosen to the Alabama-Mississippi All-Star game...committed to Clemson after coming to the Tigers' football camp...totaled 338 receiving yards and six touchdowns during his junior season...had 62 tackles and five interceptions in his junior season...coached by Vince DiLorenzo at Spain Park High...born William T. Grisham on Jun. 11, 1987...majoring in management.

Grisham 2006 Game-By-Game Stats

| Date | Opponent | Plays | Rec | Yds | Avg | TD | LG |
|---------------|-------------------|------------|-----------|------------|-------------|----------|-----------|
| 9-2 | Florida Atlantic | 17 | 0 | 0 | --- | 0 | --- |
| 9-9 | at Boston College | 37 | 4 | 51 | 12.8 | 1 | 22 |
| 9-16 | at Florida State | 30 | 2 | 19 | 9.5 | 0 | 10 |
| 9-23 | North Carolina | 19 | 0 | 0 | --- | 0 | --- |
| 9-30 | Louisiana Tech | 13 | 1 | 12 | 12.0 | 0 | 12 |
| 10-7 | at Wake Forest | *39 | 1 | 4 | 4.0 | 0 | 4 |
| 10-12 | Temple | *19 | 1 | 6 | 6.0 | 0 | 6 |
| 10-21 | Georgia Tech | 27 | 2 | 25 | 12.5 | 0 | 16 |
| 10-26 | at Virginia Tech | *47 | 3 | 34 | 11.3 | 0 | 20 |
| 11-4 | Maryland | *41 | 3 | 28 | 9.3 | 0 | 12 |
| 11-11 | N.C. State | *46 | 2 | 29 | 14.5 | 1 | 20 |
| 11-25 | South Carolina | 33 | 1 | 7 | 7.0 | 0 | 7 |
| 12-29 | Kentucky | *47 | 5 | 49 | 9.8 | 1 | 19 |
| Totals | | 415 | 25 | 264 | 10.6 | 3 | 22 |

* - start; Note: Had one punt return for five yards against Temple; had a blocked punt against Kentucky.

Grisham Career Stats

| Year | GP-S | Plays | Rec | Yds | Avg | TD | LG | Car | Yds | PR | KOR |
|---------------|-------------|------------|-----------|------------|-------------|----------|-----------|----------|----------|------------|-------------|
| 2005 | 11-0 | 145 | 10 | 101 | 10.1 | 0 | 28 | 1 | 5 | 0-0 | 4-65 |
| 2006 | 13-6 | 415 | 25 | 264 | 10.6 | 3 | 22 | 0 | 0 | 1-5 | 0-0 |
| Totals | 24-6 | 560 | 35 | 365 | 10.4 | 3 | 28 | 1 | 5 | 1-5 | 4-65 |



Veteran Bios



61 Chris Hairston

OT • 6-6 • 310 • *Fr. • RS
Winston-Salem, North Carolina
Carver High School



Hairston Fact: First Tiger signee from Winston-Salem, NC since All-American Perry Tuttle signed with Clemson in 1978.

Fall 2007 Depth Chart Position: Second-team offensive tackle

Overview: Red-shirt freshman left offensive tackle who will back up All-American Barry Richardson in 2007...one of the top young offensive linemen in the program...named most improved among offensive linemen for the 2007 spring practice...coaches are excited about the progress of Hairston, who is also a fine student of the game.

2006: Red-shirted.

Before Clemson: First-team all-state by **AP** at Carver High...Shrine Bowl selection...all-region as a junior and senior...Piedmont Triad All-Conference as a junior and senior...#27 player in the state by Rivals.com...nation's #53 offensive tackle by Rivals.com...played his entire senior year as a 16-year old...three-time letterman...first Tiger signee from Winston-Salem, NC since Perry Tuttle in 1978...team offensive lineman-of-the-year as a senior...had a 3.6 career GPA...coached by Keith Wilks...chose Clemson over Hampton and S.C. State...born Apr. 26, 1989...major is undeclared.



25 Michael Hamlin

S • 6-3 • 200 • *Jr. • 2VL
Timmonsville, South Carolina
Lamar High School



Hamlin Fact: Second-team preseason All-American by **Street & Smith**.

Year Lettered: 2005,06

Years Starter: 2005,06

Bowl Participation: Starting safety in the 2005 Champs Sports Bowl against Colorado; starting safety in the 2006 Music City Bowl against Kentucky.

Fall 2007 Depth Chart Position: Co-first-team CAT safety

Overview: Second-team preseason All-American by **Street & Smith**; also a preseason All-ACC pick...a big reason Clemson was in the top 16 in the nation in scoring defense each of the last two seasons...missed the first half of spring practice with a broken foot, his second broken foot in a year; he also suffered broken foot at Boston College in 2006...has four career interceptions and 132 return yards (eighth-most in Tiger history)...has 10 career passes defended...went over the 100-tackle mark for his career against South Carolina in 2006...has started 17 games over the last two years and has played in 22 of the 25; he has started each of the last 17 games he has played at safety...a big reason Georgia Tech's Calvin Johnson had just four receptions for 46 yards over the last two years against the Tigers...first Tiger freshman to start over the course of a season in the secondary since Justin Miller in 2002...played in the 2003 Shrine Bowl...had 23 career interceptions at Lamar High...came to Clemson from the same high school that sent former All-Pro Levon Kirkland to Clemson.

2006: Had 15 tackles against Kentucky to lead the defense in the Music City Bowl...had 64 tackles in 10 games, sixth-most on the team but fifth on a per-game basis...winner of the Ironman Award for the defense...missed three games with a broken foot suffered in the fourth quarter at Boston College; he missed the Florida State, North Carolina, and Louisiana Tech games...came back to start at Wake Forest; he had three tackles in 57 snaps; his return was instrumental in Clemson securing a 10-point win over the eventual ACC Champion...had 10 tackles against South Carolina, his career high, then posted another career-high with 15 against Kentucky...had nine tackles, a tackle for loss, and a 16-yard interception return against Maryland...had a 74-yard interception return against Florida Atlantic...tied for sixth in the ACC in recovered fumbles per game; he had two in the 10 games he played...tied for the team lead in takeaways (4); he had two in the first game of the year when he had a recovered fumble and an interception return...defensive player-of-the-game against Florida Atlantic according to the Clemson coaches.

2005: Had two tackles and a team-best two pass breakups against Colorado in the Champs Sports Bowl...had two interceptions for 42 yards on the season...had his career high in tackles in his first career start when he had eight at N.C. State in 53 plays...had an 11-yard interception return against #16 Florida State to stop a drive in Tiger territory...had seven tackles against #13 Miami (FL); he helped limit the Hurricanes to 109 passing yards in regulation...first Tiger freshman to be a starter in the secondary over the course of a season since Justin Miller (2002).

2004: Red-shirted.

Before Clemson: Finalist for Mr. Football in South Carolina...#11 safety in the nation by **Tom Lemming**...named defensive player-of-the-Year in the state by **High School Sports Report**; also all-state as a junior and senior...played in the Shrine Bowl...#26 safety in the nation by CollegeFootballNews.com...A Player-of-the-Year as a junior and senior...all-region pick each of his last three years...all-state in all classifications as a senior...had 23 interceptions in his career...member of the state championship baseball team as a junior...all-region in football, basketball, and baseball...BETA Club and FCA member...threw three passes as a senior and two were for scores, including one to his brother in the state title game...had 20 catches for 290 yards and four scores; he was the team's top wideout...had 148 yards on nine punt returns and 179 yards on seven kickoff returns...led the team in interceptions (4) and had 65 tackles as a senior...from the same school that sent Tiger All-American and All-Pro Levon Kirkland to Clemson...coached by J.R. Boyd...born Michael Leon Hamlin on Nov. 21, 1985...majoring in sport management.

Hamlin 2005 Game-By-Game Stats

| Date | Opponent | Plays | Hit | Ast | Tot | TFL | Int | PBU |
|---------------|-------------------|------------|-----------|-----------|-----------|------------|-------------|----------|
| 9-3 | Texas A&M | 22 | 1 | 0 | 1 | | | |
| 9-10 | at Maryland | 24 | 0 | 4 | 4 | | | 1 |
| 9-17 | Miami (FL) | 31 | 6 | 1 | 7 | | | |
| 9-24 | Boston College | 25 | 3 | 1 | 4 | | | |
| 10-1 | at Wake Forest | 29 | 3 | 0 | 3 | 1-1 | | |
| 10-13 | at N.C. State | *53 | 4 | 4 | 8 | | | |
| 10-22 | Temple | *46 | 1 | 4 | 5 | | | |
| 10-29 | at Georgia Tech | *52 | 3 | 3 | 6 | | 1-31 | |
| 11-5 | Duke | *59 | 2 | 2 | 4 | | | |
| 11-12 | Florida State | *55 | 3 | 2 | 5 | | 1-11 | |
| 11-19 | at South Carolina | *53 | 3 | 3 | 6 | | | |
| 12-27 | Colorado | *43 | 1 | 1 | 2 | | | 2 |
| Totals | | 492 | 30 | 25 | 55 | 1-1 | 2-42 | 3 |

* - start

Hamlin 2006 Game-By-Game Stats

| Date | Opponent | Plays | Hit | Ast | Tot | TFL | Int | PBU |
|---------------|-------------------|------------|-----------|-----------|-----------|-------------|-------------|----------|
| 9-2 | Florida Atlantic | *41 | 5 | 2 | 7 | | 1-74 | |
| 9-9 | at Boston College | *59 | 4 | 1 | 5 | 1-2 | | |
| 9-16 | at Florida State | | | | DNP | | | |
| 9-23 | North Carolina | | | | DNP | | | |
| 9-30 | Louisiana Tech | | | | DNP | | | |
| 10-7 | at Wake Forest | *57 | 3 | 0 | 3 | | | |
| 10-12 | Temple | *11 | 0 | 0 | 0 | | | |
| 10-21 | Georgia Tech | *64 | 4 | 0 | 4 | 1-4 | | |
| 10-26 | at Virginia Tech | *69 | 5 | 2 | 7 | 1-1 | | |
| 11-4 | Maryland | *63 | 8 | 1 | 9 | 1-2 | 1-16 | |
| 11-11 | N.C. State | *71 | 3 | 1 | 4 | | | 1 |
| 11-25 | South Carolina | *72 | 5 | 5 | 10 | | | 2 |
| 12-29 | Kentucky | *69 | 10 | 5 | 15 | 1-3 | | |
| Totals | | 576 | 47 | 17 | 64 | 5-12 | 2-90 | 3 |

* - start; Note: Had a recovered fumble against Florida Atlantic; had a caused fumble at Boston College; had a recovered fumble against Temple.

Hamlin Career Stats

| Year | GP-S | Plays | Hit | Ast | Tot | TFL | Sacks | Int | QP | PBU | CF-RF |
|---------------|--------------|-------------|-----------|-----------|------------|-------------|------------|--------------|----------|----------|------------|
| 2005 | 12-7 | 492 | 30 | 25 | 55 | 1-1 | 0-0 | 2-42 | 0 | 3 | 0-0 |
| 2006 | 10-10 | 576 | 47 | 17 | 64 | 5-12 | 0-0 | 2-90 | 0 | 3 | 1-2 |
| Totals | 22-17 | 1068 | 77 | 42 | 119 | 6-13 | 0-0 | 4-132 | 0 | 6 | 1-2 |



10 Cullen Harper

QB • 6-4 • 215 • *Jr. • 1VL
Alpharetta, Georgia
Sequoyah High School



Harper Fact: Had a 168.1 passing efficiency for his 20 pass attempts in four games in 2006.

Years Lettered: 2006

Fall 2007 Depth Chart Position: First-team quarterback

Overview: Named most improved quarterback for spring practice on the field and in the weightroom; he was one of three players named most improved in both areas...first-team quarterback entering the fall...had an outstanding spring game; he was 14-25 for 147 yards and three scores...was 42-66 for 457 yards and five touchdowns in the three spring scrimmages...had a 63.6 completion percentage and 146.8 passing efficiency in the spring...played just five snaps as a freshman and 75 as a sophomore, so he has been under center for just 80 snaps...has a 68.2 completion percentage, including 70 percent in 2006...named to the academic honor roll for the spring semester of 2007.

2006: Clemson's backup quarterback all season...had impressive stats while playing behind Will Proctor...was 14-20 for 155 yards and two touchdowns with-

out an interception...had a passing efficiency of 168.1...played in four games; all four were in the first seven games of the year...saw his most action in the win over North Carolina; he was 5-7 for 46 yards; he also had 25 rushing yards in that game...completed 4-6 passes for 31 yards and a score against Louisiana Tech...was 4-4 for 71 yards and a touchdown against Temple.

2005: Played five snaps in the win over Duke in his only appearance of the season; completed a pass for 15 yards in two attempts.

2004: Red-shirted.

Before Clemson: Played in just two games at Sequoyah High as a senior due to injury...threw for 1,123 yards, 14 scores, and a 50.0 completion percentage during a healthy junior season...All-Southeast Region pick by **PrepStar**...#28 pro-style quarterback in the nation by **Rivals.com**...#32 player in Georgia by **Rivals.com**...All-Dixie team member by **SuperPrep**...played quarterback in the Georgia North-South All-Star game in December, 2003...completed 15-24 passes for 203 yards and a score in his two games as a senior...Chick-fil-A Back-of-the-Week as a senior...Spirit of Sequoyah Award winner as a senior...Super Southern top-100 prospect...top-50 player in Georgia by **Atlanta Constitution**...Elite 11 quarterback finalist...coached by Sid Maxwell...son of Jimmy Harper, who was a starting offensive lineman on Georgia's 1980 National Championship team...chose Clemson over Auburn, Georgia Tech, and South Carolina...born Thomas Cullen Harper on Oct. 1, 1985...majoring in management.

Harper 2006 Game-By-Game Stats

| Date | Opponent | PL | C-A-I | Yds | TD | Car | Yds | TD | PL | Tot |
|---------------|-------------------|-----------|----------------|------------|----------|----------|-----------|----------|-----------|------------|
| 9-2 | Florida Atlantic | 9 | 1-3-0 | 7 | 0 | 2 | -5 | 0 | 5 | 2 |
| 9-9 | at Boston College | | | | DNP | | | | | |
| 9-16 | at Florida State | | | | DNP | | | | | |
| 9-23 | North Carolina | 25 | 5-7-0 | 46 | 0 | 3 | 25 | 0 | 10 | 71 |
| 9-30 | Louisiana Tech | 19 | 4-6-0 | 31 | 1 | 0 | 0 | 0 | 6 | 31 |
| 10-7 | at Wake Forest | | | | DNP | | | | | |
| 10-12 | Temple | 22 | 4-4-0 | 71 | 1 | 0 | 0 | 0 | 4 | 71 |
| 10-21 | Georgia Tech | | | | DNP | | | | | |
| 10-26 | at Virginia Tech | | | | DNP | | | | | |
| 11-4 | Maryland | | | | DNP | | | | | |
| 11-11 | N.C. State | | | | DNP | | | | | |
| 11-25 | South Carolina | | | | DNP | | | | | |
| 12-29 | Kentucky | | | | DNP | | | | | |
| Totals | | 75 | 14-20-0 | 155 | 2 | 5 | 20 | 0 | 25 | 175 |

Harper Career Stats

| Passing | | | | | | | | | | | | | |
|---------------|------------|-----------|-----------|-----------|----------|------------|----------|-----------|-------------|-------------|-------------|-------------|--------------|
| Year | GP-S | PL | Cm | Att | Int | Yds | TD | LG | Pct | Y/A | Y/C | Y/G | Eff |
| 2005 | 1-0 | 5 | 1 | 2 | 0 | 15 | 0 | 15 | 50.0 | 7.50 | 15.0 | 15.0 | 113.0 |
| 2006 | 4-0 | 75 | 14 | 20 | 0 | 155 | 2 | 39 | 70.0 | 7.75 | 11.1 | 38.8 | 168.1 |
| Totals | 5-0 | 80 | 15 | 22 | 0 | 170 | 2 | 39 | 68.2 | 7.73 | 11.3 | 34.0 | 163.1 |

Rushing & Total Offense

| Year | Car | Net | Y/C | Y/G | TD | LG | PL | Tot | TDR | Y/G |
|---------------|----------|-----------|------------|------------|----------|-----------|-----------|------------|----------|-------------|
| 2005 | 1 | -4 | -4.0 | -4.0 | 0 | -4 | 3 | 11 | 0 | 11.0 |
| 2006 | 5 | 20 | 4.0 | 5.0 | 0 | 14 | 25 | 175 | 2 | 43.8 |
| Totals | 6 | 16 | 2.7 | 3.2 | 0 | 14 | 28 | 186 | 2 | 37.2 |



26 La'Donte Harris

WR • 5-11 • 180 • Sr. • 3VL
Gadsden, Alabama
Litchfield High School



Harris Fact: Only back or receiver on the Tiger offense with three letters.

Years Lettered: 2004,05,06

Bowl Participation: Starting wide receiver in the 2005 Champs Sports Bowl against Colorado; reserve wide receiver in the 2006 Music City Bowl against Kentucky.

Fall 2007 Depth Chart Position: Second-team wide receiver

Overview: Reserve wide receiver entering his senior year...only senior wideout on the team...started the 2005 Champs Sports Bowl win over Colorado, the only start of his career...has played in 35 games over three years, among the top totals among active Tigers...in his career, he has 11 receptions for 82 yards and one touchdown...one of two Tiger wideouts from Alabama (Tyler Grisham is the other)...from the same hometown as former Clemson Head Coach Danny Ford...the Virginia Tech game in 2006 was only game he has missed as a Tiger...had a career-high six catches in 2005...has played at least 100 snaps on offense in three consecutive years...had a touchdown catch of 16 yards against Temple...was the first Tiger signee from Alabama since 1989...recruited by his position coach, Dabo Swinney...had a good spring, including one catch for six yards in the spring game...one of the team leaders in terms of community service.

2006: Had two catches for nine yards...played in 12 of the 13 games at wide receiver, including three snaps against Kentucky in the Music City Bowl...played 34 snaps at Boston College and had a reception for six yards...had a three-yard catch at Wake Forest.

2005: Made his first career start against Colorado in the Champs Sports Bowl; he had an eight-yard reception in 22 snaps...averaged 22.5 snaps per game at wide receiver...had six catches, but one was a 16-yard touchdown catch against Temple from Will Proctor...had one reception in six different games...played at least 13 snaps in all 12 games...played a high of 36 plays at N.C. State.

2004: Played 137 plays in 11 games; he had three catches for 21 yards...had one catch in three different games (Texas A&M, Maryland, N.C. State)...played 31 snaps against Utah State...played 26 snaps against Maryland and 20 against N.C. State...had a season-long 12-yard catch against N.C. State.

Before Clemson: All-Southeast pick by **PrepStar**...runner-up selection as the AAA Back-of-the-Year in Alabama...all-state and all-county in his senior season...team captain...four-year starter in foot-





Veteran Bios

ball and a three-year starter in basketball (averaged 17 points per game during his senior season)...played quarterback, wide receiver, tailback, and defensive back...along with others in this class, he is the first Tiger signee from Alabama since 1989 (Steve Derriso)...coached by Danny Kimble...chose Clemson over Louisville, Mississippi, Mississippi State, and South Carolina...born La'Donte D. Harris on Aug. 13, 1986...majoring in sport management.

Harris Profile

- **Favorite hobby:** Basketball
- **Favorite NFL team:** Colts
- **Favorite pro athlete:** Marvin Harrison
- **Team I would like to play:** Southern California
- **If not Clemson, I would be at:** Mississippi State
- **Most influential person on my career:** Father
- **Most respected teammate:** Phillip Merling
- **I wear #26 because:** It was given to me & I wanted to make something of it
- **Best athletic feat:** Playing for a great school
- **Retirement location:** New York
- **Post-football aspiration:** College football coach

Harris Career Stats

| Year | GP-S | Plays | Rec | Yds | Avg | TD | LG | Car | Yds | TD | LG |
|---------------|-------------|------------|-----------|-----------|------------|----------|-----------|----------|----------|----------|----------|
| 2004 | 11-0 | 137 | 3 | 21 | 7.0 | 0 | 12 | 0 | 0 | 0 | --- |
| 2005 | 12-1 | 270 | 6 | 52 | 8.7 | 1 | 16 | 0 | 0 | 0 | --- |
| 2006 | 12-0 | 167 | 3 | 14 | 4.7 | 0 | 6 | 1 | 0 | 0 | 0 |
| Totals | 35-1 | 574 | 12 | 87 | 7.3 | 1 | 16 | 1 | 0 | 0 | 0 |



71 Barry Humphries

C • 6-3 • 280 • *So. • 1VL
Anderson, South Carolina
Belton-Honea Path High School



Humphries Fact: Strongest player on the 2007 team in terms of the bench press (460).

Years Lettered: 2006

Fall 2007 Depth Chart Position: First-team center

Overview: Will have an opportunity to take over the starting center position from two-year starter Dustin Fry, a draft pick of the Rams...listed as first-team center entering fall practice...if he holds down the starting center position, he would be just the second sophomore to start there in the last 20 years; Kyle Young (1999) is the only other sophomore to start at center for the course of a season since 1986...strongest player on the team in many ways; he did 38 reps of 225 pounds, eight more than any other current Tiger; that is the third-best total by any Tiger in the last 23 years...best on the team in the squat (635) and overall strength (1,710).

2006: Second-team center who played 84 snaps...productive in his limited appearances; he had 16.5 knockdown blocks, including four intimidation blocks...had 6.5 knockdowns in 21 plays in the win over Temple...had an 80-percent grade in 10 plays in the season-opener against Florida Atlantic...had 5.5 knockdowns in 26 plays against North Carolina...played a season-high 27 plays in the win over Louisiana Tech; he had 3.5 knockdowns...did not appear in the last six games; Dustin Fry went the distance in those games...averaged a knockdown block every 5.09 plays, best on the team.

2005: Red-shirted.

Before Clemson: Captain of the South Carolina Shrine Bowl team...played offensive guard and tackle at Belton-Honea Path High, but played center in the Shrine Bowl, his first game at that position...named to the **SuperPrep** Mid-Atlantic team as the #7 prospect in South Carolina...consensus all-state pick as a senior by **AP**, **The State**, and **High School Sports Report**...**Anderson Independent** Lineman-of-the-Year as a junior and senior...#36 offensive lineman in the nation by **CollegeFootballNews.com**...#88 player on the East Coast by **SuperPrep**...**SuperPrep** All-American as the #22 offensive lineman in the nation...#4 center in the nation and #7 player in South Carolina by **Rivals.com**...led his team to a 15-0 record and the state AAA title as a senior...#22 on **Spartanburg Herald-Journal's** Fab-50 list...all-state as a junior and senior...all-region three times...state champion in the discus as a junior and senior, and runner-up as a sophomore...all-state in track as a junior and senior...coached by Wayne Green, who was Coach David Blackwell's high school coach at Berea High in Greenville, SC...chose Clemson over Maryland, South Carolina, Tennessee, and Virginia Tech...born Barry C. Humphries on Nov. 4, 1986...majoring in sociology.



55 Bobby Hutchinson

OL • 6-3 • 305 • *Jr. • 1VL
Greenville, Florida
Madison County High School



Hutchinson Fact: Started the spring at center, but will play offensive guard when fall practice begins.

Years Lettered: 2006

Fall 2007 Depth Chart Position: Second-team offensive guard

Overview: Second-team center entering spring practice of 2007, but came out of the spring practice as a second-team offensive guard behind Chris McDuffie...versatile lineman who could see action at center or offensive guard...veteran of seven games combined over the last two seasons; he has played 59 snaps...has nine career knockdown blocks, a knockdown every 6.6 snaps...#12 center in the nation by **Rivals.com** in 2003.

2006: Played in four games for a total of 37 snaps...had six knockdown blocks, including three against North Carolina in 11 snaps...played a career-high 12 snaps in the win over Louisiana Tech and nine more in the win over Temple...played five snaps in the season-opening win against Florida Atlantic.

2005: Played in three games for 22 snaps at center...saw three snaps of action at N.C. State, then played nine snaps against Temple...played 10 snaps against Duke...had a 77-percent grade for his nine plays against Temple...had a 70-percent grade in 10 snaps against Duke, but had three total knockdown blocks, including two intimidation blocks in that contest; second on the team in that game in intimidation blocks even though he took just 10 snaps...finished the year with three knockdowns for his 22 snaps in three games.

2004: Red-shirted...worked at guard and center.

Before Clemson: The #12 center in the nation by **Rivals.com**...All-Dixie team member by **SuperPrep**...all-region by **PrepStar**...played in the Florida-California All-Star game...three-year starter...all-state and All-Big Bend...All-Florida Varsity pick...team captain...played in two state title games...coached by Frankie Carroll...chose Clemson over Florida State and Syracuse...born Bobby Ervin Hutchinson on Feb. 20, 1985...majoring in sport management.



91 Rashaad Jackson

DT • 6-3 • 290 • *Jr. • 2VL
Union, South Carolina
Union High School



Ra. Jackson Fact: Has started just two games the last two years, but has 65 tackles and 9.5 tackles for loss.

Years Lettered: 2005, 06

Bowl Participation: Reserve defensive tackle in the 2005 Champs Sports Bowl against Colorado; starting defensive tackle in the 2006 Music City Bowl against Kentucky.

Fall 2007 Depth Chart Position: First-team defensive tackle

Overview: Perhaps the most productive second-team defensive player over the last two years; he has started just two of the 25 games, but has 65 tackles, including 9.5 tackles for loss...has not missed a game in two years...named most improved among defensive linemen for the 2007 spring practice...listed as a starting defensive tackle entering fall practice...picking up where he left off last year; he started the Music City Bowl against Kentucky, his only start of the year; had three tackles, including a tackle for loss...singled out by Head Coach Tommy Bowden after many spring practices in 2007...among the top-20 defensive tackles in the nation by **Sporting News** entering the 2007 season...named to the Clemson Academic Honor roll for the fall and spring semesters...named to the ACC Academic Honor roll for the 2006-07 academic year, as he had at least a 3.0 GPA in both semesters...will be an Academic All-ACC candidate in 2007...seventh on the team in the hang clean (370) and seventh in total weight lifted (1,550)...first-team freshman All-American...had 15 tackles and 3.5 tackles for loss over the last three games of 2005, all wins.

2006: Reserve defensive tackle who had at least one tackle in 11 of the 13 games...had 26 tackles, including a high of five in just 21 snaps against #13 Georgia Tech...had four tackles in 38 plays in the win over N.C. State...played just four snaps against Florida Atlantic due to a sprained knee, but came back



to play 23 snaps at Boston College...had three tackles in 25 plays off the bench at #9 Florida State...played at least 15 snaps in every game but the first game...played 36 snaps against Kentucky in the Music City Bowl when he started.

2005: Co-winner of the defensive rookie-of-the-year award by the Tiger coaches...first-team freshman All-America defensive tackle according to CollegeFootballNews.com...second-team freshman All-America defensive tackle by Rivals.com...honorable mention freshman All-American by **Sporting News**...first-team All-ACC freshman by **Sporting News**...fourth among Tiger freshmen in snaps (306), including second among freshman defenders...had 39 tackles, including 8.5 tackles for loss and 1.5 sacks; his 8.5 tackles for loss were fourth-most on the team and most among defensive tackles...had 15 tackles and 3.5 tackles for loss over the last three games...his 39 tackles ranked 10th on the team, quite an accomplishment considering he has started just one game and averaged just 25 plays per game...had five tackles against Colorado in the Champs Sports Bowl; added two tackles for loss and a sack...second among non-starters in tackles behind C.J. Gaddis...top tackler among defensive tackles...made many strong plays, but one stands out; had a pass deflection on what proved to be South Carolina's last offensive play; he deflected the ball to Charles Bennett, who made the interception; Clemson ran out the clock and claimed the 13-9 win over the #19 Gamecocks; also had five tackles, a recovered fumble, and a tackle for loss in 29 snaps...had five tackles, including half a sack, against #16 Florida State; therefore he had 10 tackles in the two wins over top-20 teams to close the regular season...had a season-high six tackles against #25 Boston College, including two tackles for loss...made his only start of the year at Georgia Tech...had three tackles in 13 snaps against #17 Texas A&M, so he was a big part of Clemson's three top-20 wins in 2005.

2004: Red-shirted.

Before Clemson: Three-year starter at Union High...three-time all-conference pick...all-state as a senior...played in the 2003 Shrine Bowl...listed in the **High School Sports Report** top 100...top-20 player in South Carolina by Rivals.com...from the same high school (Union High) as former Tiger Kyle Browning...coached by Mike Anthony...born Rashaad D. Jackson on Jan. 25, 1985...majoring in community recreation management.

Ra. Jackson 2005 Game-By-Game Stats

| Date | Opponent | Plays | Hit | Ast | Tot | TFL | Sacks | QP |
|---------------|-------------------|------------|-----------|-----------|-----------|---------------|--------------|----------|
| 9-3 | Texas A&M | 13 | 1 | 2 | 3 | | | |
| 9-10 | at Maryland | 21 | 3 | 1 | 4 | 1-1 | | |
| 9-17 | Miami (FL) | 27 | 0 | 2 | 2 | | | |
| 9-24 | Boston College | 20 | 3 | 3 | 6 | 2-5 | | |
| 10-1 | at Wake Forest | 36 | 4 | 0 | 4 | 1-3 | | |
| 10-13 | at N.C. State | 12 | 0 | 0 | 0 | | | |
| 10-22 | Temple | 25 | 1 | 0 | 1 | 1-3 | | |
| 10-29 | at Georgia Tech | *30 | 0 | 2 | 2 | | | 1 |
| 11-5 | Duke | 29 | 2 | 0 | 2 | | | 1 |
| 11-12 | Florida State | 29 | 1 | 4 | 5 | 0.5-2 | 0.5-2 | |
| 11-19 | at South Carolina | 29 | 3 | 2 | 5 | 1-3 | | |
| 12-27 | Colorado | 35 | 2 | 3 | 5 | 2-6 | 1-5 | |
| Totals | | 306 | 20 | 19 | 39 | 8.5-23 | 1.5-7 | 2 |

* - start; Note: Had a recovered fumble at South Carolina.

Ra. Jackson 2006 Game-By-Game Stats

| Date | Opponent | Plays | Hit | Ast | Tot | TFL | Sacks | QP |
|---------------|-------------------|------------|-----------|-----------|-----------|------------|------------|-----------|
| 9-2 | Florida Atlantic | 4 | 0 | 0 | 0 | | | |
| 9-9 | at Boston College | 23 | 0 | 3 | 3 | | | |
| 9-16 | at Florida State | 25 | 2 | 1 | 3 | | | 2 |
| 9-23 | North Carolina | 21 | 0 | 1 | 1 | | | 1 |
| 9-30 | Louisiana Tech | 30 | 1 | 0 | 1 | | | 1 |
| 10-7 | at Wake Forest | 28 | 1 | 0 | 1 | | | |
| 10-12 | Temple | 20 | 2 | 0 | 2 | | | |
| 10-21 | Georgia Tech | 21 | 2 | 3 | 5 | | | 1 |
| 10-26 | at Virginia Tech | 15 | 1 | 1 | 2 | | | 1 |
| 11-4 | Maryland | 30 | 0 | 1 | 1 | | | 2 |
| 11-11 | N.C. State | 38 | 2 | 2 | 4 | | | 1 |
| 11-25 | South Carolina | 24 | 0 | 0 | 0 | | | |
| 12-29 | Kentucky | *36 | 3 | 0 | 3 | 1-2 | | 1 |
| Totals | | 315 | 14 | 12 | 26 | 1-2 | 0-0 | 10 |

* - start

Ra. Jackson Career Stats

| Year | GP-S | Plays | Hit | Ast | Tot | TFL | Sacks | QP | PBU | CF-RF |
|---------------|-------------|------------|-----------|-----------|-----------|---------------|--------------|-----------|----------|------------|
| 2005 | 12-1 | 306 | 20 | 19 | 39 | 8.5-23 | 1.5-7 | 2 | 2 | 0-1 |
| 2006 | 13-1 | 315 | 14 | 12 | 26 | 1-2 | 0-0 | 10 | 2 | 0-0 |
| Totals | 25-2 | 621 | 34 | 31 | 65 | 9.5-25 | 1.5-7 | 12 | 4 | 0-1 |



19 Richard Jackson

PK/P • 5-11 • 185 • *Fr. • RS
Greer, South Carolina
Riverside High School




Ri. Jackson Fact: First **Parade** All-America kicker to sign with Clemson since Chris Gardocki in 1988.

Fall 2007 Depth Chart Position: Second-team placekicker; second-team punter

Overview: Will compete for the starting punter and placekicker positions in 2007; he is listed second team at both positions entering fall practice...made a 44-yard field goal in the second spring scrimmage...had a 41-yard punting average on six punts in the spring game...named to academic honor roll for the fall semester of 2006...received national attention when he kicked a state-record 64-yard field goal in high school, an accomplishment that was shown on **ESPN**...high school teammate of Tiger quarterback Michael Wade at Riverside High...ranked as the #3 kicker in the nation by Rivals.com.

2006: Red-shirted.

Before Clemson: Averaged 46 yards per punt as a senior at Riverside High School...**Parade** All-American, the first **Parade** All-America kicker to come to Clemson since Chris Gardocki in 1988...#3 placekicker in the nation by Rivals.com...first-team All-American by EA Sports...#11 prospect in South Carolina by Rivals.com...#10 kicker in the nation by Scout.com...#7 player in the state by **The State**...#16 player in the state by **SuperPrep**...Shrine Bowl team member...South Carolina High School Coaches Association Special Teams Player-of-the-Year...first-team all-state by **The State**...8-for-11 on field goals as a junior with a long of 50 yards, and averaged 44 yards per punt...set the state record with a 64-yard field goal as a senior; his kick was featured as one of the plays-of-the-week on **ESPN**; also made a 47-yard field goal in that game...high school teammate of fellow Tiger signee Michael Wade...coached by Don Frost...chose Clemson over Georgia, Louisiana State, Maryland, and Texas A&M...born Aug. 9, 1987...majoring in political science.



80 Aaron Kelly

WR • 6-5 • 180 • *Jr. • 2VL
Marietta, Georgia
Walton High School



Kelly Fact: Has 77 career receptions, tied for third among active ACC players.

Years Lettered: 2005,06

Years Starter: 2005,06

Bowl Participation: Starting wide receiver in the 2005 Champs Sports Bowl against Colorado; reserve wide receiver in the 2006 Music City Bowl against Kentucky.

Fall 2007 Depth Chart Position: First-team wide receiver

Overview: Tied for third among active ACC players in career receptions with 77...has 930 career receiving yards, seventh among active ACC players...has five career touchdown receptions, tied for seventh among active ACC players...first-team wide receiver who hopes to carry over his Music City Bowl performance to the 2007 season...has 77 career receptions, 21st-most in school history...needs just 70 receiving yards to reach 1,000 for his career and 23 catches to reach 100...has at least one reception in 24 of the last 25 games...did not return a punt or kickoff in 2006, but handled those chores during parts of 2005...has started nine games in his career...Clemson Academic Honor Roll member for the fall semester of 2006...named most improved among wideouts for the 2007 spring practice...his 36" vertical jump is seventh-best on the team...his 9'10" broad jump is tied for seventh-best on the team...had a reception in every game in 2005, the only freshman in Tiger history to earn that distinction...his 47 catches in 2005 were second-most by a Tiger freshman in history...second on the team in receptions and reception yards in 2005...top freshman wideout in the ACC in terms of receptions and second among freshmen in receiving yards...has 10 catches for 102 yards in his two bowl-game appearances...had six catches for 89 yards and a touchdown for the victorious Orange team in the 2007 spring game.



Veteran Bios

2006: Clemson's top wideout in the Music City Bowl with six catches for 66 yards and a touch-down; he made a leaping catch in the corner of the endzone for Clemson's last touchdown...second-leading wideout on the team behind Chansi Stuckey, the second straight year he was #2 on the team in receptions behind the First-Team All-ACC wideout...had 30 catches; his stats in the Kentucky game were his best of the year...had five catches for 51 yards at #9 Florida State...had at least one catch in every game but the Louisiana Tech contest...had touchdown catches against Florida Atlantic, Wake Forest, and Kentucky; the Wake Forest game was his most productive game in terms of yardage, as he had five catches for 91 yards and a score; the touchdown tied the score 17-17 in the fourth quarter.

2005: Second on the team in receptions (47) and reception yards (575) as a freshman; his reception-yardage total was ninth-best in ACC history for a freshman; just 110 yards short of the Clemson freshman record...ACC All-Freshman team by **Sporting News**...top freshman receiver in the ACC in receptions and second among freshmen in receiving yards...ninth in the ACC in receptions per game (3.9)...13th in the ACC in receiving yards per game (47.9)...had 155 receiving yards against Temple, the third-highest total by an ACC player and most by a Tiger freshman in history; he added seven receptions and a touchdown...second on the team in plays (440) among freshmen, including first among freshman offensive players...led the team in kickoff return average and yardage...third on the team in all-purpose yards (849)...played at least 29 snaps in every game even though he started just four games...had at least one reception in every game, becoming the first freshman in Tiger history to have at least one in every game; in fact, he had at least two catches in every game...his 47 receptions were second most in Clemson history for a freshman...had exactly four catches in each of the first three games...had five catches for 38 yards in a starting assignment against #25 Boston College...had five catches for 81 yards...had just two receptions for 13 yards against #16 Florida State, but one was a diving grab in the corner of the endzone that was changed to a catch after a review...had five catches for 68 yards at #19 South Carolina...contributed on kickoff returns over the last five games; he had a 26.6-yard average on 10 returns...had a team-season-long 81-yard kickoff return at Georgia Tech...had four catches for 36 yards against Colorado; he had two kickoff returns for 37 yards and two punt returns for seven yards for 80 all-purpose yards.

2004: Red-shirted.

Before Clemson: Had 55 catches for 955 yards and 17 scores as a senior at Walton High...averaged 19 yards on punt returns and had 1,591 all-purpose yards as a senior...lettered three times in football and twice in basketball...AAAAA First-Team All-State as a senior...first-team All-Cobb County...Cobb County Player-of-the-Year by the Cobb County Touchdown Club and **Marietta Daily Journal**...his team had an 11-1 record and won the region title; the team ended the regular season 10-0, its first undefeated regular season in history...coached by Ed Dudley...chose Clemson over Duke, N.C. State, and Wake Forest...born Aaron Galen Kelly on Apr. 2, 1986...majoring in management.

Kelly Profile

- **Favorite hobby:** Watching sporting events
- **Favorite NFL team:** Falcons
- **Favorite pro athlete:** Michael Vick
- **Team I would like to play:** Georgia
- **If not Clemson, I would be at:** Alabama
- **Most influential people on my career:** Parents
- **Best athletic feat:** Earning freshman All-America honors
- **Retirement location:** Somewhere warm year-round

Kelly 2006 Game-By-Game Stats

| Date | Opponent | Plays | Rec | Yds | Avg | TD | LG |
|---------------|-------------------|------------|-----------|------------|-------------|----------|-----------|
| 9-2 | Florida Atlantic | 32 | 2 | 21 | 10.5 | 1 | 14 |
| 9-9 | at Boston College | *42 | 2 | 43 | 21.5 | 0 | 31 |
| 9-16 | at Florida State | 29 | 5 | 51 | 10.2 | 0 | 18 |
| 9-23 | North Carolina | *27 | 3 | 17 | 5.7 | 0 | 10 |
| 9-30 | Louisiana Tech | 23 | 0 | 0 | --- | 0 | --- |
| 10-7 | at Wake Forest | 48 | 5 | 91 | 18.2 | 1 | 41 |
| 10-12 | Temple | *32 | 1 | 17 | 17.0 | 0 | 17 |
| 10-21 | Georgia Tech | *46 | 1 | 17 | 17.0 | 0 | 17 |
| 10-26 | at Virginia Tech | 32 | 1 | 5 | 5.0 | 0 | 5 |
| 11-4 | Maryland | *42 | 1 | 7 | 7.0 | 0 | 7 |
| 11-11 | N.C. State | 46 | 2 | 11 | 5.5 | 0 | 8 |
| 11-25 | South Carolina | 29 | 1 | 9 | 9.0 | 0 | 9 |
| 12-29 | Kentucky | 40 | 6 | 66 | 11.0 | 1 | 20 |
| Totals | | 468 | 30 | 355 | 11.8 | 3 | 41 |

* - start

Kelly Career Stats

| Year | GP-S | Plays | Rec | Yds | Avg | TD | LG | Car | Yds | PR | KOR |
|---------------|-------------|------------|-----------|------------|-------------|----------|-----------|----------|----------|------------|---------------|
| 2005 | 12-4 | 440 | 47 | 575 | 12.2 | 2 | 41 | 0 | 0 | 3-8 | 10-266 |
| 2006 | 13-5 | 468 | 30 | 355 | 11.8 | 3 | 41 | 0 | 0 | 0-0 | 0-0 |
| Totals | 25-9 | 908 | 77 | 930 | 12.1 | 5 | 41 | 0 | 0 | 3-8 | 10-266 |



76 Cory Lambert

OT • 6-6 • 300 • *So. • 1VL
Greenville, South Carolina
Greenville High School



Lambert Fact: Second strongest player on the team in terms of 225 pound reps with 30.

Years Lettered: 2006

Bowl Participation: Reserve offensive tackle in the 2006 Music City Bowl against Kentucky.

Fall 2007 Depth Chart Position: Second-team offensive tackle

Overview: Second-team offensive tackle behind senior Christian Capote entering fall practice...has a 440-pound bench press, second-best on the team...did 30 reps of 225 pounds, second-best on the team...seventh on the team in the hang clean at 355 pounds, and his 1,580 total weight lifted is fifth-best on the team...native of nearby Greenville, SC who played at Greenville High School with current teammate Alex Pearson...**SuperPrep** All-American offensive lineman at Greenville High School in 2003...#8 offensive tackle in the nation by **Tom Lemming** out of high school...starter for South Carolina in the Shrine Bowl.

2006: Played five games on the offensive line for 92 snaps and in every game on special teams; he was a blocker on the field-goal and extra-point teams...had five knockdown blocks on the year, including a season-high 3.5 in the victory over Temple at Charlotte, NC...played 27 snaps against Louisiana Tech, 26 snaps against Temple, and 25 snaps against North Carolina...played 10 snaps against Florida Atlantic in the season-opener...had his best game against Temple when he had a 77-percent grade for the 26 snaps along with the 3.5 knockdown blocks, including one intimidation block...played four snaps at Virginia Tech.

2005: Red-shirted.

Before Clemson: Played as a senior in 2003 at Greenville High School; he did not play in 2004...#40 offensive lineman in the nation by **SuperPrep**...#98 player and #8 offensive tackle in the nation by **Tom Lemming**...**SuperPrep** All-American...#13 tackle in the nation and #3 player in the state by **Rivals.com**...#4 player in the state and #23 offensive lineman in the nation by **SuperPrep**...#125 player and #18 offensive lineman in the nation by **CollegeFootballNews.com**...#12 offensive lineman in the nation and an All-Mid-Atlantic pick according to **SuperPrep**...Super Southern 100 team member by **Atlanta Constitution**...All-Southern team member by **Orlando Sentinel**...Shrine Bowl starter...**Associated Press** All-State selection as a senior...two-time all-conference pick...second-team All-South by Countdown to Signing Day...high school teammate of fellow Tiger Alex Pearson...coached by Larry Frost...chose Clemson over Alabama, Florida State, Georgia, Kentucky, North Carolina, N.C. State, South Carolina, and Tennessee...born Cory Mitchell Lambert on Mar. 19, 1986...majoring in sociology.

Kelly 2005 Game-By-Game Stats

| Date | Opponent | Plays | Rec | Yds | Avg | TD | LG | Car | Yds | KOR |
|---------------|-------------------|------------|-----------|------------|-------------|----------|-----------|----------|----------|---------------|
| 9-3 | Texas A&M | 49 | 4 | 48 | 12.0 | 0 | 22 | 0 | 0 | |
| 9-10 | at Maryland | *29 | 4 | 26 | 6.5 | 0 | 11 | 0 | 0 | |
| 9-17 | Miami (FL) | 35 | 4 | 40 | 10.0 | 0 | 12 | 0 | 0 | |
| 9-24 | Boston College | *34 | 5 | 38 | 7.6 | 0 | 16 | 0 | 0 | |
| 10-1 | at Wake Forest | *40 | 2 | 13 | 6.5 | 0 | 8 | 0 | 0 | |
| 10-13 | at N.C. State | 39 | 5 | 81 | 16.2 | 0 | 35 | 0 | 0 | |
| 10-22 | Temple | 30 | 7 | 155 | 22.1 | 1 | 41 | 0 | 0 | |
| 10-29 | at Georgia Tech | 39 | 2 | 7 | 3.5 | 0 | 6 | 0 | 0 | 1-81 |
| 11-5 | Duke | 30 | 3 | 50 | 16.7 | 0 | 18 | 0 | 0 | 3-47 |
| 11-12 | Florida State | 40 | 2 | 13 | 6.5 | 1 | 9 | 0 | 0 | 3-72 |
| 11-19 | at South Carolina | 33 | 5 | 68 | 13.6 | 0 | 27 | 0 | 0 | 1-29 |
| 12-27 | Colorado | *42 | 4 | 36 | 9.0 | 0 | 23 | 0 | 0 | 2-37 |
| Totals | | 440 | 47 | 575 | 12.2 | 2 | 41 | 0 | 0 | 10-266 |

* - start; Note: Had a punt return for one yard against Temple; had two punt returns for seven yards against Colorado.



54 Colin Leonard

LS • 6-3 • 230 • *Sr. • 2VL
Lafayette, Indiana
Harrison High School



Leonard Fact: Handled snaps on all 124 combined punts and placekicks in 2006.

Years Lettered: 2005,06

Bowl Participation: Handled snaps from center on special teams in the 2005 Champs Sports Bowl against Colorado; handled snaps on kicking situations in the 2006 Music City Bowl against Kentucky.

Fall 2007 Depth Chart Position: First-team long snapper

Overview: In his third season as the long snapper; he took over the duties in the 2005 Maryland game, the second game that year...Clemson came away with an exciting 28-24 win, and he has handled the responsibility ever since...handled the snaps on all placekicks and punts in 2006, a total of 124 snaps...has appeared in 24 games over the last two years...an original walk-on from Harrison High School in Lafayette, IN...only native of Indiana on the team...was a defensive end and long snapper in high school.


2006: Earned his second letter...special teams player-of-the-week by the coaches for his performance at #9 Florida State...had three tackles on punt returns...did not have a bad snap all season...he was a big reason for the success of the punting game; the team was 32nd in net punting after a #104 ranking in 2005.

2005: Appeared in 11 games...entered the season as a backup long snapper for both punt and placekicks, but took on duties on punts in the second game of the year at Maryland; also the long snapper on placekicks the last four games...had two tackles on punt coverage.

2004: Member of the scout team; he did not play.

2003: Member of the scout team; he did not play.

Before Clemson: Lettered in baseball (2) and swimming (1) at Harrison High...two-time all-area defensive end...all-region snapper as a senior...coached by Neal Wagner...born Colin Matthew Leonard on Apr. 23, 1985...majoring in sport management.



Leonard Profile

- **Favorite hobby:** Guitar Hero
- **Favorite NFL team:** Bears
- **Favorite pro athlete:** Frank Thomas
- **Team I would like to play:** Purdue
- **If not Clemson, I would be at:** Purdue
- **Most influential person on my career:** Grandfather
- **Best athletic attribute:** Long snapping
- **Most respected teammate:** Phillip Merling
- **Best athletic feat:** Earning a scholarship
- **Retirement location:** On a beach in the South
- **Post-football aspiration:** Extreme sports junky

Overview: Cornerback who will challenge for significant playing time...played all 12 games as a freshman and eight as a sophomore...second-team cornerback most of the last two years; he made his only start in 2006 when he played a career-high 49 snaps against Florida Atlantic.

2006: Reserve cornerback in his second year in the program...started the season-opener against Florida Atlantic and played 49 snaps; he had three tackles...had two stops the rest of the season and played just 53 snaps the remainder of the year...played in eight of the 13 games...played on special teams only in three games...had his only pass breakup in the win over North Carolina.

2005: Second-team cornerback as a first-year freshman; his playing time increased over the second half of the season...played just 24 snaps on defense in the first six games, then played 114 in the last six...played in all 12 games...saw his most action against Duke when he was on the field for 38 plays...played 26 snaps against #16 Florida State and was one of the reasons the Seminoles failed to score an offensive touchdown...did not play on defense in the first three games and played eight snaps in the first five games, but played 16 snaps at N.C. State...played 28 snaps against Temple...had six tackles in 12 games.

Before Clemson: Shrine Bowl starter...had 65 tackles, 14 pass breakups, and five interceptions as a senior at Stratford High...first-ever Tiger football signee from Stratford High...all-region, all-lowcountry, and all-state as a senior...led his team to the state title game and a 13-2 record...all-state by **High School Sports Report**...#62 cornerback in the nation, #19 player in the state, and All-Mid-Atlantic by **SuperPrep**...#64 cornerback in the nation by **Scout.com**...#36 cornerback in the nation and #16 player in the state by **Rivals.com**...#14 on **Spartanburg Herald-Journal's** Feb-50 list...coached by Ray Stackley...born Haydrian G. Lewis on Feb. 18, 1986...majoring in pre-business.

Lewis Career Stats

| Year | GP-S | Plays | Hit | Ast | Tot | TFL | Sacks | Int | QP | PBU | CF-RF |
|---------------|-------------|------------|----------|----------|-----------|------------|------------|------------|----------|----------|------------|
| 2005 | 12-0 | 138 | 3 | 3 | 6 | 0-0 | 0-0 | 0-0 | 0 | 0 | 0-0 |
| 2006 | 8-1 | 92 | 4 | 1 | 5 | 0-0 | 0-0 | 0-0 | 0 | 1 | 0-0 |
| Totals | 20-1 | 230 | 7 | 4 | 11 | 0-0 | 0-0 | 0-0 | 0 | 1 | 0-0 |



35 Paul Macko

RB • 5-9 • 195 • *Jr. • 1VL
Wadsworth, Ohio
Wadsworth High School



Macko Fact: Pound-for-pound is the strongest player on the team with a 7.42 power index.

Years Lettered: 2006

Bowl Participation: Special teams player in the 2006 Music City Bowl against Kentucky.

Fall 2007 Depth Chart Position: Reserve running back

Overview: Tough runner from Wadsworth (OH) High School...can squat 550 pounds, third-best among Tiger running backs in the last 23 years and sixth-best on the team...had six carries for 20 yards and a six-yard catch in the spring game; he had 52 rushing yards in the other spring scrimmages...an original walk-on who has earned his teammates' respect...strongest Tiger in terms of the power index (7.42)...has played in eight games in his career.

2006: Reserve running back who played in seven games and earned a letter...totaled four carries for 19 yards, including a long run of 12 yards...had two catches for six yards...played just nine snaps from scrimmage, but touched the ball six times, including four on running plays and two on receptions...had two carries for 15 yards against Louisiana Tech, including a 12-yard run.

2005: Reserve running back who appeared in just one game...totaled five snaps and had two carries for nine yards against Temple.

2004: Red-shirted as a wide receiver and running back.

Before Clemson: Lettered three times in football, twice in baseball and basketball, and once in track at Wadsworth High School, where he was coached by Greg Dennison...second-team All-Ohio selection as a senior...born Paul Kenneth Macko on Sept. 13, 1985 in Orville, OH...majoring in health science.

Macko Career Stats

| Year | GP-S | Plays | Car | Yds | Avg | TD | LG | Rec | Yds | TD |
|---------------|------------|-----------|----------|-----------|------------|----------|-----------|----------|----------|----------|
| 2005 | 1-0 | 5 | 2 | 9 | 4.5 | 0 | 6 | 0 | 0 | 0 |
| 2006 | 7-0 | 9 | 4 | 19 | 4.8 | 0 | 12 | 2 | 6 | 0 |
| Totals | 8-0 | 14 | 6 | 28 | 4.7 | 0 | 12 | 2 | 6 | 0 |



29 Haydrian Lewis

CB • 5-11 • 185 • Jr. • 2VL
Charleston, South Carolina
Stratford High School



Lewis Fact: Shrine Bowl starter in 2004 after a successful career at Stratford High School.

Years Lettered: 2005,06

Bowl Participation: Reserve cornerback in the 2005 Champs Sports Bowl against Colorado; reserve cornerback in the 2006 Music City Bowl against Kentucky.

Fall 2007 Depth Chart Position: Second-team cornerback



Veteran Bios



49 Jimmy Maners

P • 6-1 • 190 • *Jr. • SQ
Rock Hill, South Carolina
Northwestern High School



Maners Fact: Only Tiger on the 2007 roster who has punted in a game.

Fall 2007 Depth Chart Position: First-team punter

Overview: Named most improved on the field and in the weightroom among specialists by the Clemson coaches for the 2007 spring practice...won the starting punter job in the spring with a 48.2-yard average on five punts in the spring game...solid in the classroom; he was named to ACC Academic Honor Roll for the 2006-07 academic year, as he was on the academic honor roll each semester...has been on the Dean's List or President's List every semester at Clemson.

2006: Backup punter who had one punt, a 42-yarder against Temple; he was the only punter to appear in that game due to Clemson's proficiency on offense (63 points), so he was credited with a start...only Tiger to start a game and not earn a letter.

2005: Backup punter who did not appear in a game...walked on to the team in the spring.

Before Clemson: Lettered three times in football and two times in golf at Northwestern High School...played quarterback and punter under Head Coach Jimmy Wallace...all-area selection as a quarterback and all-region as a punter during his senior season...averaged 42 yards per punt as both a junior and senior...two-time selection as Tri-County Coaches Association Specialist-of-the-Week during his career...his brother Barrett lettered two times at Coastal Carolina...born James Hampton Maners on Oct. 16, 1986 in Rock Hill, SC...majoring in history.

Maners Career Stats

| Year | GP-S | P | Yds | Avg | -20 | +50 | HB | LG | Net |
|------|------|---|-----|------|-----|-----|----|----|------|
| 2006 | 1-1 | 1 | 42 | 42.0 | 0 | 0 | 0 | 42 | 42.0 |



36 Byron Maxwell

DB • 6-0 • 195 • *Fr. • RS
North Charleston, South Carolina
Fort Dorchester High School



Maxwell Fact: Named Clemson's most improved defensive back during the 2007 spring practice.

Fall 2007 Depth Chart Position: Co-first-team cornerback

Overview: Named most improved among defensive backs for the 2007 spring practice...had a strong spring game with an interception, caused fumble, and two tackles to help the Orange team to victory...began the spring as a second-team player, but ended the spring as a co-starter at cornerback with Crezdon Butler, so he obviously made strides through a consistent spring...#40 player in the nation by ESPN.com out of high school, Clemson's highest-ranked signee of 2005...did not play his senior season of high school due to torn ACL, so his first action in 2007 will be his first action since the end of the 2004 season.

2006: Red-shirted, as he rehabilitated from a torn ACL suffered during his senior year of high school.

Before Clemson: The #3 player in South Carolina by **The State** at Fort Dorchester High...#40 player in the nation by ESPN.com, the highest-rated Tiger signee...#4 player in South Carolina by **SuperPrep**...#18 cornerback in the nation by Rivals.com...#19 defensive back in the nation by **SuperPrep**...#2 cornerback in the nation by Scout.com...#11 cornerback in the nation by CollegeFootballNews.com...did not play as a senior due to injury...had 60 tackles, 19 pass breakups, and five interceptions as a junior...#5 prospect in the state by Rivals.com...East Hot 100 pick by Scout.com...Super Southern 100 member by **Atlanta Constitution**...coached by Steve LaPrad...chose Clemson over Georgia, Maryland, Nebraska, Notre Dame, South Carolina, and Virginia Tech...born Feb. 23, 1988...major is undeclared.



68 Chris McDuffie

OG • 6-5 • 330 • *Sr. • 3VL
Danville, Virginia
George Washington High School



McDuffie Fact: Officially listed as reserve on the 2006 team, but played more snaps than starter Roman Fry in 2006.

Years Lettered: 2004,05,06

Bowl Participation: Special teams player in the 2005 Champs Sports Bowl against Colorado; starting offensive guard in the 2006 Music City Bowl against Kentucky.

Fall 2007 Depth Chart Position: First-team offensive guard

Overview: First-team offensive guard entering 2007...not listed as a returning starter, but started the last five games of the year after Roman Fry suffered a torn ACL against Georgia Tech...only player on the team with at least 100 snaps of experience

on both sides of the line of scrimmage...played 10 games as a defensive tackle in 2004 and 11 games as an offensive guard in 2005...played 27 games against Georgia Tech on defense in 2004, so he was in the normal rotation...one of just six players on the team with three letters...veteran of 34 career games and five starts...has a 425-pound bench press, third-best on the team...tied for second on the team with 30 reps of 225 pounds...fifth on the team in the squat (555)...has a 350-pound power clean that is best on the team...also best on the team in the hang clean...second in overall total strength (1,660)...one of two natives of Virginia on the roster.

2006: Played 340 snaps, more than starter Roman Fry, who played 313 before he suffered a season-ending torn ACL...played the majority of the Georgia Tech victory as well; he came in for Fry after he suffered a torn ACL on the third offensive play...played well against #13 Georgia Tech; he actually led the team in knockdown blocks (10.5)...led the team again against Virginia Tech the next game with nine knockdowns, and his 85-percent grade was the best by a Tiger...had 6.5 knockdowns against Maryland...had 50 knockdown blocks, fifth-most on the team; however, he had 37 over the last six games of the year; only Third-Team AP All-American Nathan Bennett had more...played in every game with five starts...had his best game off the bench against North Carolina when he had 4.5 knockdown blocks in 25 snaps...had an 80-percent grade for 18 snaps against Louisiana Tech...played seven snaps each against Boston College and #9 Florida State...started the South Carolina game, but split time with Brandon Pilgrim...started against Kentucky and played 40 snaps.

2005: Played in 11 games on special teams; he played on offense in six games...saw his first career action on offense against #13 Miami (FL); he played 12 snaps...played 12 snaps against #25 Boston College, and had two knockdown

McDuffie Profile

- **Favorite hobby:** Fishing
- **Favorite NFL team:** Redskins
- **Favorite pro athlete:** Dustin Fry
- **Team I would like to play:** Florida
- **If not Clemson, I would be at:** Army
- **Most influential person on my career:** Father
- **Best athletic attribute:** Footwork
- **Most respected teammate:** James Davis
- **I wear #68 because:** Jermyn Chester wore it at Clemson
- **Best athletic feat:** Starting games at Clemson
- **Retirement location:** On a beach in a small town



Chris McDuffie



blocks and an 83-percent grade...played a season-high 31 snaps against Temple and had three knockdowns...played 22 snaps against Duke and had three knockdowns...played seven snaps with two knockdowns against #16 Florida State...had 11 knockdowns in 92 plays.

2004: Played in 10 games as a second-team defensive tackle; he had 12 tackles in his 128 plays...played a season-high 27 plays in his first career game against Georgia Tech...had at least one tackle in each of the last seven games...had his only tackle for loss at #10 Miami (FL) when he played six snaps.

2003: Red-shirted.

Before Clemson: All-state pick at George Washington High...AAA Defensive Player-of-the-Year...coached by Everett Woods at George Washington High, then by Robert Prunty at Hargrave Military Academy...born Christopher McDuffie on Aug. 8, 1984...majoring in community recreation management.



9 Ray Ray McElrathbey

RB • 5-11 • 190 • *So. • 1VL

Atlanta, Georgia

Mays High School



McElrathbey Fact: Recipient of the Keith Jackson Award of Excellence at the ESPN College Football Awards Show in Orlando last December.

Years Lettered: 2006

Bowl Participation: Special teams player in the 2006 Music City Bowl against Kentucky.

Fall 2007 Depth Chart Position: Reserve running back

Overview: Third-team running back behind James Davis and C.J. Spiller, both All-ACC backs...made the move to running back during practices for the 2006 Music City Bowl...had a solid spring with six carries for 62 yards in one scrimmage and 13 carries for 58 yards in the spring game...one of the more well-known college football players in 2006; he received national acclaim for his efforts that led to gaining custody of his 11-year-old (now 12) brother Fahmarr; they live in an off-campus apartment; NCAA granted him an exemption to the extra-benefits rule that allows Clemson coaches' families to help him care for Fahmarr when it comes to travel to school and other basic needs; he still has considerable responsibilities, including parent-teacher conferences at Edwards Middle School...NCAA allowed Clemson to establish a trust fund for Fahmarr at a local bank; the money provides for Fahmarr's basic needs...named Person-of-the-Week by ABC World News Tonight in September of 2006...in December, he was the recipient of the Keith Jackson Award of Excellence on the ESPN College Football All-America show...won the 2006 FedEx/FWAA Courage Award, an award he received at the 2007 Orange Bowl...his story has also been featured on ESPN GameDay, National Public Radio, ESPN.com, Oprah Winfrey Show, Hallmark Channel, New York Times, Sports Illustrated (twice), Denver Post, Dallas Morning News, and Philadelphia Inquirer...original story was authored by Larry Williams in Charleston Post & Courier...one of the nominees for Sports Illustrated Man-of-the-Year by one writer...has the third-best vertical jump on the team (38")...has the seventh-best broad jump (9'10")...has been clocked at 4.36 in the 40.

2006: Had six tackles as a special teams player...Clemson's special teams player-of-the-week against Florida Atlantic when he had four special teams tackles...sixth on the team in special teams tackles...played as a defensive back for the first 11 games, but moved to wide receiver for the two weeks leading up to the South Carolina game...moved to running back for the bowl game.

2005: Red-shirted.

Before Clemson: Georgia North/South game participant...nation's #15 safety by CollegeFootballNews.com...#29 cornerback in the nation by SuperPrep and #32 cornerback by Scout.com...SuperPrep Dixie team member as the #28 prospect in Georgia...#29 athlete in the nation and #31 player in Georgia by Rivals.com...honorable mention all-state by Atlanta Constitution...coached by Durrell Caldwell at Mays High School...chose Clemson over Arkansas, Auburn, Florida, Georgia Tech, Minnesota, Tulane, and Vanderbilt...born Ramon D. McElrathbey on Sept. 26, 1986...majoring in sociology.

McElrathbey Career Stats

| Year | GP-S | Plays | Hit | Ast | Tot | TFL | Sacks | Int | QP | PBU | CF-RF |
|------|------|-------|-----|-----|-----|-----|-------|-----|----|-----|-------|
| 2006 | 13-0 | 1 | 5 | 1 | 6 | 0-0 | 0-0 | 0-0 | 0 | 0 | 0-0 |



50 Jock McKissic

DT • 6-6 • 295 • Jr. • 2VL

Opelika, Alabama

Opelika High School



McKissic Fact: Had an 82-yard interception return for a touchdown against South Carolina, the longest interception return in Clemson history by a defensive lineman.

Years Lettered: 2005,06

Years Starter: 2006

Bowl Participation: Started at defensive tackle in the 2005 Champs Sports Bowl against Colorado; reserve defensive tackle in the 2006 Music City Bowl against Kentucky.

Fall 2007 Depth Chart Position: Second-team defensive tackle

Overview: Returning starter at defensive tackle...has not missed a game in two years; he has played 25 games in a row...enrolled at Clemson in January of 2005...one of five players on the team from the state of Alabama...had eight sacks and an interception at Opelika High School as a senior, so his interception against South Carolina was not the first of his career...listed as a second-team defensive tackle behind Rashaad Jackson entering the fall, but he will see considerable playing time...veteran of 25 games and 13 starts...his playing time increased in 2006 when he played 418 snaps, up from his 249 snaps as a freshman.

2006: Started every game but the Kentucky game in the Music City Bowl; he did not start that game, but had a season-high four tackles in 34 snaps...averaged 32 plays per game during the season...showed his speed against South Carolina when he raced 82 yards for a touchdown on an interception; that is the longest interception return in Clemson history by a defensive lineman; it is the fourth-longest interception return in Clemson history by any player and the longest since Rex Varn went 94 yards at N.C. State in 1978; Blake Mitchell's

pass was batted by Gaines Adams into the waiting arms of McKissic...had his only sack of the year at #9 Florida State...had three tackles in the opening game against Florida Atlantic...had 10 quarterback pressures on the season, third-most on the team.

2005: Had 18 tackles on the season...played 249 snaps, sixth-most among Tiger freshmen, third-most among first-year freshmen, and fourth-most among all freshman defenders...started at defensive tackle against Colorado in the Champs Sports Bowl and had a tackle...played double figures in snaps in every game...had three tackles against #25 Boston College, including a tackle for loss...had three stops in 50 plays against Duke...had two tackles in 18 snaps against #16 Florida State and had two tackles...had at least one tackle in nine games.

Before Clemson: Enrolled at Clemson in January of 2005 and participated in spring drills...played on both sides of the ball before settling in as a defensive lineman as a senior at Opelika High School...had 43 tackles, eight sacks, and an interception during his senior season...starting nose guard on a defense that allowed just 37 points in 12 games...started at offensive tackle as a junior...totaled 32 tackles and eight sacks in six games during his junior season...chose Clemson over Illinois, Louisville, Mississippi, Mississippi State, and N.C. State...born Jacquez M. McKissic on Jul. 17, 1986...majoring in sociology.

McKissic Career Stats

| Year | GP-S | Plays | Hit | Ast | Tot | TFL | Sacks | QP | PBU | CF-RF |
|--------|-------|-------|-----|-----|-----|-------|-------|----|-----|-------|
| 2005 | 12-1 | 249 | 11 | 7 | 18 | 1-1 | 1-1 | 2 | 1 | 0-0 |
| 2006 | 13-12 | 418 | 9 | 9 | 18 | 2.5-4 | 0.5-2 | 10 | 0 | 0-0 |
| Totals | 25-13 | 667 | 20 | 16 | 36 | 3.5-5 | 1.5-3 | 12 | 1 | 0-0 |

McKissic Profile

- **Favorite hobby:** Watching movies
- **Favorite NFL teams:** Falcons & Cowboys
- **Favorite pro athlete:** Shaquille O'Neal
- **Team I would like to play:** Auburn
- **If not Clemson, I would be at:** Alabama or N.C. State
- **Most influential person on my career:** Mother
- **Best athletic attribute:** Vision
- **Most respected teammate:** Cullen Harper
- **I wear #50 because:** It is in the center of the field & I like being the center of attention
- **Retirement location:** Birmingham, AL or Miami, FL
- **Post-football aspiration:** Real estate



Veteran Bios



60 Jamal Medlin

OT • 6-5 • 300 • *Fr. • RS
Orangeburg, South Carolina
Orangeburg-Wilkinson High School



Medlin Fact: Graduate of Orangeburg-Wilkinson High, the same school that sent Woodrow Dantzler to Clemson.
Fall 2007 Depth Chart Position: Reserve offensive

tackle

Overview: Reserve offensive tackle who sat out in 2006...learned the trade from 2006 senior and three-year starter Marion Dukes...saw some action in the spring, but an injury limited his playing time...will be healthy when practice begins in August...comes to Clemson from same high school in Orangeburg, SC that has sent Woodrow Dantzler, Jackie Robinson, and Mike O'Cain to Clemson; Dantzler will be inducted into the Clemson Athletic Hall of Fame in 2007.

2006: Red-shirted.

Before Clemson: The #14 player in South Carolina by **The State** at Orangeburg-Wilkinson High...#19 prospect in the state by **Rivals.com**...#25 offensive tackle in the nation by **Scout.com**...from the same high school that produced former Tigers Jackie Robinson (1999-02), Mike O'Cain (1973-76), and Woodrow Dantzler (1998-01)...coached by Tony Felder...chose Clemson over Central Florida, Maryland, N.C. State, South Carolina, and Virginia...born Apr. 19, 1988...majoring in pre-business.



94 Phillip Merling

DE • 6-5 • 270 • Jr. • 2VL
Memphis, Tennessee
Cordova High School



Merling Fact: Clemson's top returnee in terms of tackles for loss (10).

Years Lettered: 2005,06

Years Starter: 2006

Bowl Participation: Reserve defensive end in the 2005 Champs Sports Bowl against Colorado; starting defensive tackle in the 2006 Music City Bowl against Kentucky.

Fall 2007 Depth Chart Position: First-team defensive end

Overview: Returning starter and all-star candidate at defensive end...nearly doubled his tackle production as a sophomore over his freshman year when he was a freshman All-American...went from four quarterback pressures to 20 as a sophomore...has played 25 consecutive games over two years and has 13 consecutive starts...averaged 39 plays per game in 2006, up from 23 plays per game in 2005...has 14 tackles for loss and five sacks in his career...has had one caused fumble each of the last two years...nephew of Clemson Defensive Line Coach Chris Rumph, his position coach...played tight end and defensive end at Fork Union Military Academy in 2004, the same prep school Gaines Adams attended before coming to Clemson...played in the Tennessee/Kentucky All-Star game after his prep career at Cordova High in Memphis, TN...played his prep school ball with current Clemson teammates Durrell Barry and Elsmore Gabriel.

2006: Started all 13 games and totaled 46 tackles, third-most among defensive linemen...ninth on the team in tackles on Clemson's top-16 total and scoring defense...had 10 tackles for loss, second-most on the team behind Gaines Adams...finished the season strong with at least four tackles in each of the last six contests...had 30 of his 46 tackles during the last six games...finished the season with five tackles along with a tackle for loss against Kentucky in the Music City Bowl...had a season-high six tackles against Maryland...had three quarterback pressures against N.C. State...second on the team in quarterback pressures with 20...had two tackles for loss for 22 yards at Boston College in 60 snaps of action...had 1.5 tackles for loss at Virginia Tech...had five tackles in each of the last two games...played at least 42 snaps in each of the last five games.

2005: Won the 12th Man Award for the defense as a rookie...second-team freshman All-America defensive end by **Rivals.com**...played 271 snaps, fifth among Clemson freshmen and second among first-year freshmen...had his top

game against #25 Boston College when he had six tackles, including five first hits, in a season-high 47 plays...had a strong game at N.C. State with three tackles in 18 plays; he had a caused fumble along with his first career sack...had a sack against Duke...played double figures in plays in every game but one...played 11 snaps against Colorado and had one tackle.

Before Clemson: Played tight end and defensive end at Fork Union Military Academy in 2004...had 38 catches for 647 yards and five touchdowns; added five sacks, 51 tackles, and eight pass breakups...team MVP at Fork Union...#18 tight end in the nation according to **SuperPrep** and #20 tight end by **Scout.com**...#25 prep school player in the nation by **Rivals.com**...#34 tight end in the nation by **SuperPrep**...had 20 catches for 430 yards and four scores as a senior...totaled 34 tackles and four sacks as a senior...played in the Tennessee/Kentucky All-Star game...first-team all-state and all-region as a senior...All-Dixie team pick by **SuperPrep**...All-Atlantic Region pick by **PrepStar**...attended Calhoun High School in Saint Matthews, SC for three years...coached by former Gamecock, current Tiger assistant, and his uncle Chris Rumph in his first three years in high school...defensive MVP as a junior...all-conference, all-region, and all-area in basketball as a sophomore and junior...averaged 20 points and 12 rebounds on the hardwood...averaged 15 points and 13 rebounds as a junior...prep school teammate of Durrell Barry and Elsmore Gabriel...coached by J.C. Harmon at Fork Union...chose Clemson over Arkansas, Kentucky, Memphis, and South Carolina...born Phillip Blaine Merling on Aug. 19, 1985...majoring in sociology.

Merling Profile

- **Favorite hobby:** Basketball
- **Favorite NFL team:** Steelers
- **Favorite pro athlete:** Shawne Merriman
- **Team I would like to play:** Southern California
- **If not Clemson, I would be at:** Virginia Tech
- **Most influential person on my career:** Uncle (Chris Rumph)
- **Best athletic attribute:** Strength
- **Most respected teammate:** Nick Watkins
- **Best athletic feat:** Earning freshman All-America honors
- **Retirement location:** Charlotte, NC
- **Post-football aspirations:** Coach & youth counselor

Merling 2005 Game-By-Game Stats

| Date | Opponent | Plays | Hit | Ast | Tot | TFL | Sacks | QP |
|---------------|-------------------|------------|-----------|----------|-----------|-------------|-------------|----------|
| 9-3 | Texas A&M | 7 | 1 | 0 | 1 | 1-4 | | |
| 9-10 | at Maryland | 19 | 0 | 0 | 0 | | | 1 |
| 9-17 | Miami (FL) | 22 | 1 | 0 | 1 | | | |
| 9-24 | Boston College | 47 | 5 | 1 | 6 | | | 2 |
| 10-1 | at Wake Forest | 19 | 1 | 1 | 2 | | | |
| 10-13 | at N.C. State | 18 | 3 | 0 | 3 | 1-3 | 1-3 | |
| 10-22 | Temple | 33 | 2 | 2 | 4 | 1-1 | | |
| 10-29 | at Georgia Tech | 24 | 0 | 0 | 0 | | | |
| 11-5 | Duke | 35 | 2 | 0 | 2 | 1-8 | 1-8 | 1 |
| 11-12 | Florida State | 21 | 1 | 0 | 1 | | | |
| 11-19 | at South Carolina | 15 | 1 | 0 | 1 | | | |
| 12-27 | Colorado | 11 | 0 | 1 | 1 | | | |
| Totals | | 271 | 17 | 5 | 22 | 4-16 | 2-11 | 4 |

Note: Had a caused fumble at N.C. State.

Merling 2006 Game-By-Game Stats

| Date | Opponent | Plays | Hit | Ast | Tot | TFL | Sacks | QP |
|---------------|-------------------|------------|-----------|-----------|-----------|--------------|-------------|-----------|
| 9-2 | Florida Atlantic | *33 | 2 | 0 | 2 | 1-6 | 1-6 | |
| 9-9 | at Boston College | *60 | 3 | 1 | 4 | 2-22 | | 3 |
| 9-16 | at Florida State | *40 | 1 | 2 | 3 | 0.5-1 | 0.5-1 | 2 |
| 9-23 | North Carolina | *19 | 0 | 1 | 1 | | | 3 |
| 9-30 | Louisiana Tech | *30 | 1 | 1 | 2 | 1-4 | 1-4 | 1 |
| 10-7 | at Wake Forest | *47 | 1 | 3 | 4 | 1-1 | | |
| 10-12 | Temple | *4 | 0 | 0 | 0 | | | 1 |
| 10-21 | Georgia Tech | *42 | 2 | 2 | 4 | 1-5 | | 2 |
| 10-26 | at Virginia Tech | *45 | 4 | 1 | 5 | 1.5-11 | 0.5-8 | 1 |
| 11-4 | Maryland | *44 | 5 | 1 | 6 | 1-1 | | 1 |
| 11-11 | N.C. State | *55 | 3 | 2 | 5 | | | 3 |
| 11-25 | South Carolina | *48 | 5 | 0 | 5 | | | |
| 12-29 | Kentucky | *48 | 4 | 1 | 5 | 1-5 | | 3 |
| Totals | | 515 | 31 | 15 | 46 | 10-56 | 3-19 | 20 |

* - start; had a caused fumble against Louisiana Tech.

Merling Career Stats

| Year | GP-S | Plays | Hit | Ast | Tot | TFL | Sacks | QP | PBU | CF-RF |
|---------------|--------------|------------|-----------|-----------|-----------|--------------|-------------|-----------|----------|------------|
| 2005 | 12-0 | 271 | 17 | 5 | 22 | 4-16 | 2-11 | 4 | 2 | 1-0 |
| 2006 | 13-13 | 515 | 31 | 15 | 46 | 10-56 | 3-19 | 20 | 4 | 1-0 |
| Totals | 25-13 | 786 | 48 | 20 | 68 | 14-72 | 5-30 | 24 | 6 | 2-0 |



47 Josh Miller

LB • 6-1 • 225 • Jr. • 2VL
Manning, South Carolina
Manning High School



Miller Fact: One of four active defensive players who has played in each of the 25 games over the last two seasons.

Years Lettered: 2005,06

Bowl Participation: Special teams player in the 2005 Champs Sports Bowl against Colorado; special teams player in the 2006 Music City Bowl against Kentucky.

Fall 2007 Depth Chart Position: Reserve weakside linebacker

Overview: Will compete for playing time at weakside linebacker and serve as valuable special teams member in 2007...veteran of 25 games; he has not missed a game in his career...played in every game as a freshman and sophomore...had 13 tackles as a freshman in 12 games and 12 as a sophomore in 13 games...big contributor on special teams over the last two years...two-way performer at Manning (SC) High School...rushed for 5,500 yards and 66 touchdowns in high school...**SuperPrep** All-American.

2006: Reserve linebacker who played 121 snaps...saw his most action against Louisiana Tech when he had four tackles in 39 snaps...played 29 plays in the opening game against Florida Atlantic and had three tackles...played only on special teams over the last five games.

2005: Played in all 12 games as a first-year freshman...played on special teams in every game and on defensive plays in seven games...saw his most action against Temple when he had five tackles in 31 snaps...played 20 snaps against Duke and had three tackles...six of his 13 tackles were special teams stops...made his first career tackles at N.C. State; he had two stops in six plays.

Before Clemson: Two-way performer at Manning High...rushed for 2,271 yards and 32 scores as a senior, and over 5,500 yards with 66 scores during his career...had 232 career tackles and three interception returns for scores...three-time all-region and two-time all-state pick...Shrine Bowl starter...**SuperPrep** Mid-Atlantic team member as the #6 prospect in South Carolina...all-state pick by **High School Sports Report**...honorable mention All-Southern Team by **Orlando Sentinel**...**SuperPrep** All-American and #24 linebacker in the nation...#55 player on the East Coast by **SuperPrep**...#17 outside linebacker in the nation and #3 player in the state by **Rivals.com**...#2 athlete in South Carolina by **The State**...went 68 yards for a touchdown on his first carry in high school...#5 on **Spartanburg Herald-Journal's** Fab-50 list...**Florence Morning News** Player-of-the-Year, Pee Dee Player-of-the-Year, and **Sumter Daily Item** Player-of-the-Year...coached by Robbie Briggs...chose Clemson over Florida State, Maryland, North Carolina, South Carolina, and Virginia Tech...born Joshua A. Miller on Dec. 12, 1986...majoring in sport management.

Miller Career Stats

| Year | GP-S | Plays | Hit | Ast | Tot | TFL | Sacks | Int | QP | PBU | CF-RF |
|---------------|-------------|------------|-----------|-----------|-----------|------------|------------|------------|----------|----------|------------|
| 2005 | 12-0 | 73 | 8 | 5 | 13 | 0-0 | 0-0 | 0-0 | 0 | 0 | 0-0 |
| 2006 | 13-0 | 121 | 5 | 7 | 12 | 0-0 | 0-0 | 0-0 | 0 | 2 | 0-0 |
| Totals | 25-0 | 194 | 13 | 12 | 25 | 0-0 | 0-0 | 0-0 | 0 | 2 | 0-0 |



57 Antwon Murchison

DT • 6-4 • 275 • *So. • 1VL
Aberdeen, North Carolina
Pinecrest High School



Murchison Fact: Has a 33.5" vertical jump, one of the top-10 figures for a Tiger defensive lineman since 1984.
Years Lettered: 2006

Fall 2007 Depth Chart Position: Second-team nose guard

Overview: Young, talented defensive lineman who backs up Dorell Scott entering fall practice...has a big upside in that he has the strength, size, and quickness...has a 33.5" vertical jump, one of the top-10 figures by a Clemson defensive lineman since 1984, when records were first kept...fourth on the team in the push press with a 300-pound figure...named to academic honor roll for

the spring semester of 2007...had 10 sacks as a senior at Pinecrest High School in Aberdeen, NC...accomplished pianist and drummer...had a solid spring; he had two solo tackles in the spring game.


2006: Reserve defensive lineman who saw 101 snaps in eight games and had eight tackles...played 24 snaps in the opener against Florida Atlantic and made his first career tackle...had three tackles in 17 snaps at Virginia Tech...had two stops, including his first career tackle for loss, against Temple.

2005: Red-shirted.

Before Clemson: Named to the **SuperPrep** Mid-Atlantic team as the #27 prospect in North Carolina...totaled 72 tackles and 10 sacks as a senior at Pinecrest High School...had 12 receptions for 112 yards and four touchdowns as a tight end as a senior...averaged 12 points per game on the hardwood...won the Coaches Award as a senior...coached by John Washington at Pinecrest High School...chose Clemson over Duke, East Carolina, North Carolina, N.C. State, and South Carolina...born David A. Murchison on Feb. 3, 1987...majoring in sociology.

Murchison Career Stats

| Year | GP-S | Plays | Hit | Ast | Tot | TFL | Sacks | QP | PBU | CF-RF |
|------|------|-------|-----|-----|-----|-----|-------|----|-----|-------|
| 2006 | 8-0 | 101 | 7 | 1 | 8 | 1-1 | 0-0 | 0 | 1 | 0-0 |



81 Jeff Ogren

WR • 6-3 • 200 • *Fr. • RS
Tuscaloosa, Alabama
American Christian Academy



Ogren Fact: One of three wide receivers on the team from the state of Alabama.

Fall 2007 Depth Chart Position: Reserve wide receiver

Overview: Possession receiver who will have his opportunity this year...sat out the 2006 season...at 6'3", he has good size and range...had 133 catches over his last two years of high school in Tuscaloosa, AL...enrolled at Clemson in January of 2006...had a 102-yard interception return for a score in high school and averaged 40 yards per punt...golf is his favorite hobby; he once shot a 66.

2006: Red-shirted.

Before Clemson: Enrolled at Clemson in January of 2006 and went through spring practice...first-team all-state as a junior and senior at American Christian Academy; he only played two years in high school...had 71 catches as a senior and 62 as a junior...#30 prospect in Alabama by **Rivals.com**...#76 wideout in the nation by **Scout.com**...had over 1,500 yards receiving as a senior with 17 scores...had 1,325 receiving yards and 18 scores as a junior...played both ways both years; he had 10 interceptions his last two years...set the state record with a 102-yard interception return for a score...averaged 40.0 yards on 23 punts...solid golfer; his career-best score is a 66...coached by Steve Hooks...chose Clemson over Alabama-Birmingham, Central Florida, Georgia Tech, and Tulane...born Jan. 26, 1987...majoring in pre-business.



86 Michael Palmer

TE • 6-5 • 230 • So. • 1VL
Stone Mountain, Georgia
Parkview High School



Palmer Fact: Played 269 snaps in 2006, more than any first-year freshman tight end in school history.

Years Lettered: 2006

Bowl Participation: Starting tight end in the 2006 Music City Bowl against Kentucky.

Fall 2007 Depth Chart Position: Co-first-team tight end

Overview: Named most improved among Clemson tight ends for the 2007 spring practice...will challenge for significant starting time at the tight end position...first-team tight end when the Tigers are in a two tight-end set...named to the academic honor roll for the spring semester of 2007...from the same area as former Clemson great and longtime NFL punter Chris Gardocki...high school teammate of Clemson offensive lineman Brandon Pilgrim at Parkview High School.



Veteran Bios

2006: Played in all 13 games, including three as a starter...started the Kentucky game in the Music City Bowl and had a reception for two yards; he also caught a two-point conversion pass in the fourth quarter...had five catches for 30 yards for the season to finish second on the team among tight ends...started at Virginia Tech when Thomas Hunter had a back injury and in the win over N.C. State when Clemson started multiple tight ends...had his first career catch in the win over Temple; it was an 11-yard gain...had two catches in 41 plays at Virginia Tech, his only multiple catch game of the year...had a reception against N.C. State...played 44 snaps against Kentucky and 269 snaps for the year, an average of 21 plays per game...second among first-year freshmen on offense in snaps, trailing only C.J. Spiller (322)...played just 13 snaps over the first three games, but played 256 over the last 10...saw more playing time (269 snaps) than any other first-year freshman tight end in Clemson history (even more than Bennie Cunningham).

Before Clemson: Caught 21 passes for 385 yards and five scores as a senior at Parkview High...first-team AAAAA all-state by **Atlanta Constitution**...high school teammate of Brandon Pilgrim...two-year starter...top tight end in Gwinnett County as a senior, and also named all-county...preseason all-state academic team pick...three-year starter on the basketball team; named all-county as a junior...all-tourney at the North Gwinnett Holiday Classic...coached by Cecil Flowe...chose Clemson over Georgia Tech, Virginia, and Virginia Tech...born Jan. 18, 1988...majoring in pre-business.

Palmer Career Stats

| Year | GP-S | Plays | Rec | Yds | Avg | TD | LG |
|------|------|-------|-----|-----|-----|----|----|
| 2006 | 13-3 | 269 | 5 | 30 | 6.0 | 0 | 11 |



41 Alex Pearson

FB • 6-1 • 245 • *Jr. • 1VL
Greenville, South Carolina
Greenville High School



Pearson Fact: First-Team Academic All-ACC member in 2006.
Years Lettered: 2006

Bowl Participation: Reserve fullback in the 2006 Music City Bowl against Kentucky.

Fall 2007 Depth Chart Position: First-team fullback

Overview: First-Team Academic All-ACC selection as a marketing major in 2006...on the academic honor roll for both semesters during the 2006-07 academic year, and thus was named to the ACC Academic Honor Roll for 2006-07...first-team fullback entering fall practice...one of the most improved players on the team in 2006; he never played a down his first two years, then played 162 as a fullback and tight end in 2006...fifth on the team in 225 reps (27)...eighth on the team in the hang clean (350) and ninth in bench press (405)...did not see any action in 2005, as the Tigers were well-stocked with fullbacks Steven Jackson (now with the Carolina Panthers) and Cliff Harrell...played his high school football at nearby Greenville (SC) High...high school teammate of Clemson sophomore offensive tackle Cory Lambert...all-state linebacker as a senior...played well in the spring; he had two receptions for 21 yards in the spring game.

2006: Had four receptions, but two were for touchdowns...had his first career touchdown on a two-yard touchdown catch against Louisiana Tech, then had a six-yard scoring catch against Temple...had a 12-yard reception against N.C. State and seven-yard catch against Florida Atlantic...never rushed the ball, but was a solid blocker...had a strong block on James Davis' winning touchdown at #9 Florida State...credited with 10 knockdown blocks for the season...had two starts, the Georgia Tech game when he played 24 snaps and the South Carolina game when he played eight...had a positive impact on Clemson's 321 rushing yards in the win over the #13 Yellow Jackets; he was a lead blocker for Davis and C.J. Spiller much of that game...played double-digits in snaps in each of the first eight games.

2005: Reserve fullback who did not appear in a game.

2004: Red-shirted.

Before Clemson: Linebacker on a Greenville High team that was 12-1 as a senior...high school teammate of Cory Lambert...three-year starter...two-time all-conference pick and all-state as a senior...All-Mid-Atlantic team member and

#36 player in South Carolina by **SuperPrep**...coached by Larry Frost...chose Clemson over Kentucky and South Carolina...born Alexander B. Pearson on Apr. 20, 1986...majoring in marketing.

Pearson Career Stats

| Year | GP-S | Plays | Car | Yds | Avg | TD | LG | Rec | Yds | TD |
|------|------|-------|-----|-----|-----|----|-----|-----|-----|----|
| 2006 | 13-2 | 162 | 0 | 0 | --- | 0 | --- | 4 | 27 | 2 |



74 Brandon Pilgrim

OG • 6-6 • 300 • *Sr. • 3VL
Lilburn, Georgia
Parkview High School



Pilgrim Fact: Only active Tiger who has played in three bowl games.

Years Lettered: 2003,05,06

Bowl Participation: Reserve offensive guard in the 2004 Peach Bowl against #6 Tennessee; reserve offensive guard in the 2005 Champs Sports Bowl against Colorado; reserve offensive lineman in the 2006 Music City Bowl against Kentucky.

Fall 2007 Depth Chart Position: First-team offensive guard

Overview: Listed as a starting offensive guard entering the fall...has played 35 career games, including four games as a starter, during his career that dates to 2003...only member of the team who played in a game during the 2003 season...has been a member of two top-25 Clemson teams...has played on three bowl teams; he played as a first-year freshman against #6 Tennessee in 2003, then red-shirted the 2004 season; he was back in a bowl for the 2005 season against Colorado and then last year in the Music City Bowl...played 14 snaps in Clemson's 39-3 win at Georgia Tech in 2003, a big win for the native of Lilburn, GA...played on the same high school team as Clemson tight end Michael Palmer.

2006: Second-team offensive guard who played 204 snaps, second-most among non-starters...had 15 knockdown blocks on the season...played 24 snaps against South Carolina and had a solid 78-percent grade; he split time with Chris McDuffie in the game...played 24 snaps against Kentucky in the Music City Bowl...played in every game, but never as a starter...had a season-high four knockdown blocks against Temple when he graded 90 percent for his 20 plays...had a least a 75-percent grade in 11 of the 13 contests, including each of the last seven...played 13 snaps in the victory over #13 Georgia Tech; he had a 77-percent grade and two knockdowns...averaged 18.3 plays per game over the last seven games and just 12 plays per game over the first six games...played a season-high 25 snaps against Florida Atlantic.

2005: Starter at the beginning of the season; he started three of the first four contests...had 39 knockdown blocks in 341 snaps (11 games) on the season...missed just one game, the Maryland contest due to an injury...technically a reserve for the season even though he started four games...played more snaps than any other reserve offensive lineman...had four knockdowns in 25 snaps as a starter against #17 Texas A&M; suffered an injury in that game that kept him out at Maryland...back in the lineup against #13 Miami (FL) at right guard; he had a career-high 6.5 knockdowns and an 81-percent grade in 75 snaps...had 6.5 knockdowns in 44 plays as a starter against #25 Boston College when he graded 85 percent; led the Tigers in coaches film grade in that game, the only time in his career he has led the offensive line in coaches film grade...started against Temple and had an 80-percent grade...came off the bench at #19 South Carolina and had six knockdowns, including a career-high three intimidation blocks; had a career-high 91-percent grade in 34 snaps...played 17 plays and graded 82 percent with two knockdowns against #16 Florida State...had an 82-percent grade in 27 snaps against Colorado; he added two knockdown blocks.

Pilgrim Profile

- **Favorite hobby:** Fishing
- **Favorite NFL team:** Falcons
- **Favorite pro athlete:** Brett Favre
- **If not Clemson, I would be at:** Middle Tennessee
- **Most influential person on my career:** Grandfather
- **Best athletic attribute:** Running
- **Most respected teammate:** Cullen Harper
- **Retirement location:** Florida



2004: Red-shirted.

2003: Played 145 snaps in 11 games as a first-year freshman...only missed the Maryland and Florida State games...played 45 snaps against Duke with an 80-percent grade along with four knockdown blocks...played 21 snaps at South Carolina and 22 snaps at Wake Forest...played 15 plays against North Carolina...saw his first extensive action at Georgia Tech, when he played 14 plays.

Before Clemson: The #29 prospect in the state of Georgia and #47 offensive tackle in the nation according to [Rivals.com](#)...#32 player in Georgia according to [BorderWars.com](#)...three-year letterman and two-year starter...2002 Gwinnett County Touchdown Club Offensive Lineman-of-the-Year...second-team all-state in 2002...led team to three state titles and a 45-0 record...coached by Cecil Flowe...chose Clemson over Arkansas, Auburn, Georgia Tech, South Carolina, and Virginia...born Aug. 12, 1984...majoring in workforce training.



Brandon Pilgrim

where he was MVP of the Alabama-Mississippi High School All-Star game; he completed 12-15 passes for 156 yards and two touchdowns...a strong student at Clemson who has been on the academic honor roll many times...member of the Latin Honor Society in high school...sports editor of his high school yearbook.

2006: Played in two games; he played 11 snaps against Louisiana Tech and five against Temple...threw his only passes against Louisiana Tech; he was 1-3 for two yards.

2005: Did not appear in a game.

2004: Red-shirted.

Before Clemson: The #15 dual-threat quarterback in the nation according to [Rivals.com](#)...MVP of the Alabama-Mississippi All-Star game in 2004; he was 12-15 passing for 156 yards and two scores...passed for 2,390 yards and 24 touchdowns as a senior...threw four interceptions, completed 69 percent of his passes, and rushed for 690 yards with four scores as a senior...set the school single-season record for passing yards as a senior...two-time area player-of-the-week...all-state and all-metro as a senior...received the Champions Unlimited High School Quarterback-of-the-Year Award...along with others in this class, he was the first Tiger signee from Alabama since 1989 (Steve Derriso)...helped his basketball team to the elite eight as a junior...academic all-state, and a member of the National Honor Society and Latin Honor Society...had a 3.75 career GPA...president of the school's Future Business Leaders of America...sports and business editor of his high school yearbook...coached by Joey Jones...chose Clemson over Louisiana State, Michigan State, Mississippi, N.C. State, and Notre Dame...born Herbert Tribble Reese on Jul. 27, 1985...majoring in marketing.

Reese Career Stats

| Year | GP-S | PL | Cm | Att | Int | Passing | | | | | | | Y/G | Eff |
|------|------|----|----|-----|-----|---------|----|----|------|------|-----|-----|------|-----|
| | | | | | | Yds | TD | LG | Pct | Y/A | Y/C | Y/G | | |
| 2006 | 2-0 | 16 | 1 | 3 | 0 | 2 | 0 | 2 | 33.3 | 0.67 | 2.0 | 1.0 | 38.9 | |

Rushing & Total Offense

| Year | Car | Net | Y/C | Y/G | TD | LG | PL | Tot | TDR | Y/G |
|------|-----|-----|-----|-----|----|-----|----|-----|-----|-----|
| 2006 | 0 | 0 | --- | 0.0 | 0 | --- | 3 | 2 | 0 | 1.0 |



78 Ben Ramsey

C • 6-4 • 270 • *Fr. • RS
Greensboro, North Carolina
Grimsley High School




Ramsey Fact: Only original walk-on on the first two teams of Clemson's 2007 depth chart.

Fall 2007 Depth Chart Position: Second-team center

Overview: Walk-on who could be a factor on the offensive line in 2007...joined the team in the fall of 2006 and has moved to second team at center...was recruited out of high school, but suffered an injury his senior year, therefore schools backed off him...decided to come to Clemson and walk-on prior to the 2006 season...named most improved among walk-ons on offense for the 2007 spring practice...named most improved among centers in the weightroom for the 2007 spring practice...solid student who was on the academic honor roll for the spring semester of 2007.

2006: Red-shirted.

Before Clemson: Lettered three times at Grimsley High School, where he was coached by Todd Shuping...member of two Metro AAAA champions and played in the state championship game as a senior...born Thomas Bennett Ramsey, Jr. on Jul. 7, 1987 in Greensboro, NC...major is undeclared.



11 Tribble Reese


QB • 6-4 • 205 • *Jr. • SQ
Mountain Brook, Alabama
Mountain Brook High School



Reese Fact: Completed 12-18 passes for 122 yards in the three spring scrimmages in 2007.

Fall 2007 Depth Chart Position: Reserve quarterback

Overview: Clemson's third-team quarterback in 2006...listed third on the depth chart entering the fall after having a solid spring...was 3-3 for 46 yards in the spring game...completed 12-18 for 122 yards overall in the spring...had a 70-yard run in a spring scrimmage...in his fourth year at Clemson...a solid student who is on track to graduate in May of 2008...native of Mountain Brook, AL



79 Barry Richardson

OT • 6-7 • 320 • Sr. • 3VL
Mount Pleasant, South Carolina
Wando High School



Richardson Fact: Has started 32 consecutive games at offensive tackle.

Years Lettered: 2004,05,06

Years Starter: 2004,05,06

Bowl Participation: Starter at offensive tackle in the 2005 Champs Sports Bowl against Colorado; started at offensive tackle in the 2006 Music City Bowl against Kentucky.

Fall 2007 Depth Chart Position: First-team offensive tackle

Overview: Preseason first-team All-American according to **Playboy**; it is the second straight year Clemson has had a **Playboy** All-American, as Gaines Adams was selected prior to 2006...preseason first-team All-American by **Lindy's** and **Athlon**...#4 offensive tackle in the nation by **Lindy's** and #45 player overall...#3 player regardless of position in the ACC by **Lindy's**...preseason third-team All-American by **Street & Smith**...preseason first-team All-ACC by **Street & Smith**...preseason All-America candidate, and candidate for the Lombardi and Outland Trophies in 2007...listed on the 2007 Football Writers Association preseason All-America checklist...first Clemson offensive tackle to earn first-team all-conference honors as an underclassman since Jim Bundren (1996)...in his fourth season as a start-

Richardson Profile

- **Favorite hobby:** Working out
- **Favorite NFL team:** Panthers
- **Favorite pro athlete:** Orlando Pace
- **Team I would like to play:** Southern California
- **If not Clemson, I would be at:** South Carolina
- **Most influential person on my career:** Mother
- **Best athletic attribute:** Run blocking
- **Most respected teammate:** Nick Watkins
- **Best athletic feat:** Earning All-ACC honors



Veteran Bios

ing offensive tackle; he has started since the fifth game of the 2004 season...has started 32 consecutive game and has played in 36 straight games...started as a first-year freshman, Clemson's first first-year freshman to start for the course of a season on the offensive line since 1943...first first-year freshman offensive lineman to start more than one game in a season since Joe Bostic (1975)...strong student-athlete who graduated a year early from Wando High in Mount Pleasant, SC...first scholarship football player to come to Clemson after just three years of high school...in his fourth year at Clemson, but is just 21 years of age...veteran of 36 games; he has 141 career knockdown blocks.




Barry Richardson

2006: Played 684 snaps, second-most on the team...had 75 knockdown blocks, second-most on the team...lost about 20 pounds prior to the season, and it had a positive effect on his performance...a big reason Clemson was fifth in the nation in rushing offense and third in the nation in fewest sacks allowed...allowed just two sacks...led the team in snaps in six games, including three of the last four...had nine games in which he graded in the 80s, including a season-high 89 percent against Louisiana Tech...had a terrific game against #13 Georgia Tech when he had an 85-percent grade and nine knockdown blocks...Clemson's nominee for ACC Offensive Lineman-of-the-Week in the win over ACC Champion Wake Forest; he had 11.5 knockdowns and graded 84 percent in 70 plays...had nine knockdowns in the win at #9 Florida State; he had a key block on James Davis' 47-yard run that led to Clemson's winning touchdown...had a strong game at Boston College with eight knockdowns and an 81-percent grade while playing 84 snaps...had at least four knockdowns in each of the last six games.

2005: ACC Offensive Lineman-of-the-Week at N.C. State when he graded 82 percent with five knockdown blocks; first Tiger to be named ACC Offensive Lineman-of-the-Week since 2001...his performance against All-America defensive end Mario Williams stood out; he did not allow a sack, and Williams was credited with just two tackles; Williams led the ACC in sacks for the year and was the top pick of the NFL draft...had 11.5 knockdown blocks and an 88-percent grade against #16 Florida State...had an 88-percent grade at #19 South Carolina; so he was the most consistent offensive lineman in Clemson's wins over Bobby Bowden and Steve Spurrier...had two knockdown blocks in 72 plays, and graded 84 percent against Colorado to finish the year with three straight grades in the 80s...had 47 knockdown blocks (fifth on the team)...had six games in which he graded in the 80s...had five knockdown blocks and a 78-percent grade in 70 plays against #17 Texas A&M.

2004: Started the last seven games after playing in the first four...played seven snaps against Wake Forest, then played 12 against Georgia Tech...played 38 snaps at Texas A&M, including all of the second half, then began starting at Florida State and started the rest of the year...played 49 snaps at Virginia, more than any other Tiger offensive lineman, and graded 77 percent; played at least 44 snaps in every game the rest of the year...had a standout game at #10 Miami (FL) when he helped Clemson to the win; had a 78-percent grade on 59 plays and had a season-high six knockdown blocks, more than any other Tiger offensive lineman in that game...had a solid game against South Carolina with an 81-percent grade on 49 plays...graded at least 75 percent in all eight starts, including a season-high 82 percent against Utah State...had 19 knockdown blocks, most on record for a Tiger first-year freshman since 1975...one of the reasons Clemson won five of the last six games...first Tiger first-year freshman offensive lineman to be considered a starter; his eight starts were most in history by a Tiger first-year freshman offensive lineman...first Tiger first-year freshman to start more than one game since Joe Bostic in 1975.

Before Clemson: Outstanding student-athlete who graduated in only three years, the first Tiger football signee ever to do that...a three-year starter at Wando High...had an 85-percent grade, 15 knockdowns, and 16 pancake blocks during his senior season...coached by Bob Hayes...born Barry D. Richardson on May 15, 1986...majoring in health science.



84 Akeem Robinson

TE • 6-5 • 260 • *Jr. • 2VL
Miami, Florida
Miami Carol City Senior High School



Robinson Fact: Named to the ACC Academic Honor Roll each of the last two years.

Years Lettered: 2005,06

Years Starter: 2006

Bowl Participation: Reserve tight end in the 2005 Champs Sports Bowl against Colorado; reserve tight end in the 2006 Music City Bowl against Kentucky.

Fall 2007 Depth Chart Position: Co-first-team tight end

Overview: Returning starter at tight end even though he did not catch a pass in 2006...has played in 25 consecutive games...named to the Clemson Academic Honor Roll in 2006...named to the ACC Academic Honor Roll for the 2006-07 academic year...made the academic honor roll for both semesters in 2006-07...athletic player who has played defense and offense over his career at Clemson...played 303 snaps in 2006 after playing just 21 snaps in 2005...named to the academic honor roll in the spring semester of 2006...lettered only one year in high school...red-shirted the 2004 season as a tight end, offensive lineman, and defensive lineman...both of his parents were track athletes at Idaho.

2006: Started nine games...started eight of the first nine games...had his two highest play totals in Clemson's two most impressive wins; played 42 snaps in the win at Wake Forest and graded 81 percent, then played 43 snaps in the win over #13 Georgia Tech and graded 91 percent...had a season-high seven knockdowns in the win over Louisiana Tech when he graded a season-high 93 percent...started seven of the first eight games; the only game he missed was the North Carolina game.

2005: Reserve tight end who played in every game on special teams, and in six of the 12 games at tight end...played six snaps in the win over Colorado; his blocking helped James Davis to a 150-yard day...used as a run blocker; he was never an intended receiver...played five snaps against Temple.

2004: Red-shirted as an offensive and defensive lineman, and tight end.

Before Clemson: Played left offensive tackle as a senior for the AAAAAA state champions of Carol City High...lettered one year in football and four years in basketball...All-Dade as a senior...#20 on the Miami-Dade top-25 prospect list...scored 10 points per game on the hardwood...ranked in the top-10 percent of his high school class...his parents (Brenda and Leroy) both attended Idaho on track scholarships...chose Clemson over Florida...coached by Walt Frazier...born Akeem J. Robinson on Dec. 12, 1985...majoring in sociology.

Robinson Career Stats

| Year | GP-S | Plays | Rec | Yds | Avg | TD | LG |
|---------------|-------------|------------|----------|----------|------------|----------|------------|
| 2005 | 12-0 | 21 | 0 | 0 | --- | 0 | --- |
| 2006 | 13-9 | 303 | 0 | 0 | --- | 0 | --- |
| Totals | 25-9 | 324 | 0 | 0 | --- | 0 | --- |



23 Chris Russell

S • 6-1 • 210 • *Sr. • 1VL
Nashville, Tennessee
Coffeyville (Kansas) Community College



Russell Fact: Only current Tiger who lettered at another Division I school.

Years Lettered: 2004 (at Colorado), 2006 (at Clemson)

Bowl Participation: Reserve safety in the 2006 Music City Bowl against Kentucky.

Fall 2007 Depth Chart Position: Second-team free safety



Overview: Backup to Chris Clemons at free safety entering fall practice; he was the backup to Michael Hamlin at CAT safety in 2006...only member of the team from Nashville, TN, so the Music City Bowl was a homecoming game for him...named to Clemson Academic Honor Roll in the springs of 2006 and 2007...third on the team in the broad jump at 10'4"...did 340 pounds in the hang clean, 10th-best among all offensive and defensive backs since 1997...enrolled at Clemson in January of 2006 and went through spring practice...spent two seasons at Colorado...played on special teams in 12 games in 2004; he red-shirted during the 2003 season...played at Coffeyville (KS) Community College in 2005...#1 defensive back in Tennessee out of high school and #5 player overall in Tennessee according to **SuperPrep**...played at Smyrna High School.

2006: Recorded two tackles in 10 snaps against Kentucky in his hometown...played 170 snaps in 13 games as a reserve safety...had 13 tackles; three came against Florida Atlantic when he played 34 snaps; had one of his three pass breakups in that game...had pass breakups against #9 Florida State and North Carolina...had two tackles against Virginia Tech, including one for a loss...played a season-high 38 snaps against Temple and had two tackles...helped out on special teams; he played just nine snaps on defense over the last five games of the year.

Before Clemson: Enrolled at Clemson in January of 2006 and went through spring practice...signed with Colorado out of high school and spent two seasons in Boulder, where he was coached by Gary Barnett...played on special teams in 12 games in 2004, including the Big 12 title game...red-shirted in 2003...majored in journalism at Colorado...spent the 2005 season at Coffeyville (KS) Community College...lettered four times at Hillsboro (TN) High...**PrepStar** All-American, while **Prep**

Football Report named him to its all-Southeast team as a senior...#5 player in Tennessee (#1 defensive back) by **SuperPrep**...#15 defensive back in the nation by **Rivals.com**...all-state as a junior and senior...had 44 tackles, four interceptions,

and 20 pass breakups as a junior; also caught five passes for 154 yards and three scores...had 40 tackles with three interceptions and 25 pass breakups as a junior...had 35 tackles, 18 pass breakups, and five interceptions as a sophomore...started as a freshman and had 31 tackles, four interceptions, and 15 pass breakups...had a 67-yard touchdown catch, seven tackles, and eight pass breakups against Smyrna High as a senior...had a 50-6 record (9-3 freshman, 13-1 sophomore, 14-1 junior and senior) in his career under coach Ron Aydelott; won its region all four years...played in the Tennessee-Kentucky All-Star game...lettered four times in basketball, as he earned first-team, all-region honors as a junior and senior...averaged 22 points, 10 rebounds, and five blocks as a senior...lettered once in track, ran the 100m (10.9) and several relays...Distinguished Scholar (honor roll) member...100 Scholar program member, which helps with Habitat for Humanity and several food drives...his cousin David Mimms played receiver and cornerback at Middle Tennessee (1993-95)...born Aug. 14, 1984...majoring in sociology.

| Russell Career Stats | | | | | | | | | | | |
|----------------------|------|-------|-----|-----|-----|-----|-------|-----|----|-----|-------|
| Year | GP-S | Plays | Hit | Ast | Tot | TFL | Sacks | Int | QP | PBU | CF-RF |
| 2006 | 13-0 | 170 | 11 | 2 | 13 | 1-2 | 0-0 | 0-0 | 0 | 3 | 0-0 |



Chris Russell

Russell Profile

- **Favorite NFL team:** Titans
- **Favorite pro athlete:** Vince Young
- **Team I would like to play:** Southern California
- **If not Clemson, I would be at:** Central Florida
- **Most influential person on my career:** Brother
- **Best athletic feat:** Playing on a team ranked #10 in the nation
- **Retirement location:** Nashville, TN
- **Post-football aspiration:** Real estate



7 Ricky Sapp

DE • 6-4 • 220 • So. • 1VL
Bamberg, South Carolina
Bamberg-Ehrhardt High School



Sapp Fact: Tied William Perry's first-year freshman sack record with four in 2006.

Years Lettered: 2006

Bowl Participation: Reserve bandit end in the 2006 Music City Bowl against Kentucky.

Fall 2007 Depth Chart Position: Co-first-team bandit end

Overview: Clemson's rookie-of-the-year on defense by the Tiger coaches during the 2006 season...his four sacks tied the school record for a first-year freshman held by William Perry in 1981...has a 9'10" broad jump, fifth-best among Clemson linemen since 1984...has a 35.5" vertical jump, 10th-best on the team...will challenge for the starting bandit end position with the graduation of All-American and first-round draft pick Gaines Adams...led the team in sacks during the three spring scrimmages with five, including one in the spring game; he had two tackles for loss among his four tackles; was the only player with two tackles for loss...First-Team **USA Today** All-American at Bamberg-Ehrhardt (SC) High School...U.S. Army All-American; he played in that game in San Antonio, TX.

2006: Second on the team in sacks with four, quite an accomplishment considering he played behind All-American Gaines Adams on the depth chart and averaged just 17 snaps per contest...ended the N.C. State game when he had an 11-yard sack on the Wolfpack's last offensive play, preserving the Tigers' 26-20 win...had 20 tackles on the season, including six behind the line of scrimmage...had four tackles in the season-opener against Florida Atlantic and four tackles in the victory over Temple...recorded three tackles for loss in just 24 snaps against Temple, including a sack...appeared on defense in all 13 games for an average of 15 snaps per contest...recorded one tackle in 12 snaps against Kentucky in the Music City Bowl...honorable mention freshman All-American according to **Scout.com**.

Before Clemson: First-Team **USA Today** All-American at Bamberg-Ehrhardt High School...first Tiger signee named first or second-team All-American by **USA Today** as a defensive lineman since Pierre Wilson in 1989...U.S. Army All-American; he played in the U.S. Army All-Star game in San Antonio, TX...#17 player in the nation by **CollegeFootballNews.com**...#18 player in the nation according to **Tom Lemming**...#21 prospect in the nation by **Rivals.com**...#61 player in the nation by **ESPN.com**...second-team All-American according to EA Sports...#1 prospect in the state by **SuperPrep** and **The State**...#2 defensive end in the nation by **CollegeFootballNews.com**...#3 defensive end in the nation by **Rivals.com**...#5 defensive end in the nation by **Scout.com**...#6 defensive lineman in the nation by **SuperPrep** and #9 by **PrepStar**...#2 prospect in the state by **Rivals.com**...#1 defensive end in the East region and East Hot 100 member by **Scout.com**...Super Southern 100 pick and one of the nation's top-25 players by **Atlanta Constitution**...Greenville Touchdown Club Player-of-the-Year in the state...first-team All-South by Countdown to Signing Day...Shrine Bowl team member...had 82 tackles, 25 tackles for loss, and 11 sacks as a senior...all-region and all-state as a junior...had 70 tackles, 27 tackles for loss, and 11 sacks as a junior...all-region as a sophomore...track and basketball standout...three-year state regional champion in the 100m (10.76 career-best), the 200m (21.0 career-best), and the 4x100m relay...two-year starter and all-region (twice) in basketball...coached by Ron Duncan...chose Clemson over Florida State, Georgia, N.C. State, Oklahoma, South Carolina, and Virginia Tech...born Nov. 14, 1986...majoring in sociology.

Sapp Profile

- **Favorite hobby:** Eating
- **Favorite NFL team:** Cowboys
- **Team I would like to play:** Miami (FL)
- **If not Clemson, I would be at:** Louisiana State
- **Most influential person on my career:** Uncle
- **Best athletic attribute:** Speed
- **Most respected teammate:** James Davis
- **I wear #7 because:** I like single-digit numbers
- **Best athletic feat:** Tying the Clemson freshman sack record
- **Retirement location:** Miami, FL
- **Post-football aspiration:** High school football coach



Veteran Bios

Sapp 2006 Game-By-Game Stats

| Date | Opponent | Plays | Hit | Ast | Tot | TFL | Sacks | QP |
|---------------|-------------------|------------|-----------|----------|-----------|-------------|-------------|----------|
| 9-2 | Florida Atlantic | 27 | 1 | 3 | 4 | 1-1 | 1-1 | 3 |
| 9-9 | at Boston College | 17 | 0 | 0 | 0 | | | |
| 9-16 | at Florida State | 8 | 1 | 0 | 1 | | | |
| 9-23 | North Carolina | 17 | 0 | 3 | 3 | | | 1 |
| 9-30 | Louisiana Tech | 27 | 1 | 1 | 2 | 1-15 | 1-15 | 1 |
| 10-7 | at Wake Forest | 7 | 0 | 0 | 0 | | | 1 |
| 10-12 | Temple | 24 | 4 | 0 | 4 | 3-11 | 1-9 | |
| 10-21 | Georgia Tech | 10 | 1 | 0 | 1 | | | |
| 10-26 | at Virginia Tech | 17 | 1 | 0 | 1 | | | |
| 11-4 | Maryland | 6 | 0 | 0 | 0 | | | |
| 11-11 | N.C. State | 11 | 1 | 0 | 1 | 1-11 | 1-11 | 1 |
| 11-25 | South Carolina | 14 | 1 | 1 | 2 | | | 1 |
| 12-29 | Kentucky | 12 | 1 | 0 | 1 | | | 1 |
| Totals | | 197 | 12 | 8 | 20 | 6-38 | 4-36 | 9 |

Note: Had a caused fumble against Florida Atlantic.

Sapp Career Stats

| Year | GP-S | Plays | Hit | Ast | Tot | TFL | Sacks | Int | QP | PBU | CF-RF |
|------|------|-------|-----|-----|-----|------|-------|-----|----|-----|-------|
| 2006 | 13-0 | 197 | 12 | 8 | 20 | 6-38 | 4-36 | 0-0 | 9 | 2 | 1-0 |



97 Dorell Scott

DT • 6-4 • 305 • *Jr. • 2VL
Columbia, South Carolina
Ridge View High School



Scott Fact: Second behind Gaines Adams on the 2006 team in tackles among defensive linemen.

Years Lettered: 2005,06

Years Starter: 2006

Bowl Participation: Reserve defensive tackle in the 2005 Champs Sports Bowl against Colorado; starting defensive tackle in the 2006 Music City Bowl against Kentucky.

Fall 2007 Depth Chart Position: First-team nose guard

Overview: Named most improved in the weightroom among defensive tackles for the 2007 spring practice...winner of Solid Rock Award among defensive interior linemen as voted on by the Clemson coaches...returning starter at defensive tackle...had 18 tackles as a freshman and 54 as a sophomore...has 72 career tackles in 22 games...has a 425-pound bench press, fifth-best on the team...did 26 reps of 225 pounds, sixth-best on the team...did 325 pounds in the power clean, fifth-best on the team...his 370-pound hang clean is tied for best on the team...lifted 1,650 total pounds, third-best on the team.

2006: Started all 13 games at defensive tackle and averaged 33 plays per game...had at least two tackles in every game, the only interior lineman who could make that claim...played his best game against Kentucky in the Music City Bowl with nine tackles, including a sack in 44 snaps...had seven tackles at Virginia Tech, including five first hits...had his first sack of the year in the win over North Carolina...had five tackles against Florida Atlantic...had a strong game in the win over N.C. State with four tackles, all first hits...defensive player-of-the-game against North Carolina according to the Clemson coaches.

2005: Totaled 18 tackles in nine games...had 14 tackles in the last six games...averaged five snaps in the first six games and 25 in the last six games...had 10 quarterback pressures in 182 snaps; eight of the 10 were in the last four games...had three tackles and three quarterback pressures in 26 snaps versus Colorado...played at least 20 snaps in each of the last four games...tied for fourth in the ACC in recovered fumbles (2), both against Temple; became the first Tiger to recover two in a game since 1996; had a career-high six tackles; added a sack in 31 snaps...had three tackles and a sack against Duke...saw his first action against #25 Boston College and had a tackle in three plays.

Scott Profile

- **Favorite hobby:** Video games
- **Favorite NFL team:** Panthers
- **Favorite pro athlete:** Kris Jenkins
- **Team I would like to play:** Southern California
- **If not Clemson, I would be at:** Florida
- **Most influential person on my career:** Mother
- **Best athletic attributes:** Strength & speed
- **Most respected teammate:** Cortney Vincent
- **Best athletic feat:** Beating South Carolina at Williams-Brice Stadium
- **Retirement location:** Miami, FL

2004: Red-shirted.

Before Clemson: Shrine Bowl player...#30 defensive tackle in the nation by CollegeFootballNews.com...#32 defensive tackle in the nation by **SuperPrep**...three-year starter at Ridge View High...first-team all-state by **AP** as a senior...#39 defensive tackle in the nation by Rivals.com...#7 player in the state by Rivals.com and **SuperPrep**...All-Atlantic region by **PrepStar**...Super Southern 100 team selection by **Atlanta Constitution**...All-Mid Atlantic by **SuperPrep**...two-time all-area and all-conference...had 242 career tackles, seven sacks, 35 quarterback pressures, 31 tackles for loss, four caused fumbles, six recovered fumbles, and a defensive touchdown...team defensive MVP three times...had 101 tackles, 12 tackles for loss, and a 90-percent grade as a senior; played on offense in four games and had an 89-percent grade...had 70 tackles, five tackles for loss, three caused fumbles, and three recovered fumbles as a junior...had 71 tackles and 13 tackles for loss as a sophomore...coached by Kirk Burnett...chose Clemson over Auburn, Florida, and South Carolina...born Dorell C. Scott on Mar. 15, 1986...majoring in sociology.

Scott 2005 Game-By-Game Stats

| Date | Opponent | Plays | Hit | Ast | Tot | TFL | Sacks | QP |
|---------------|-------------------|------------|-----------|----------|-----------|------------|------------|-----------|
| 9-3 | Texas A&M | | | | DNP | | | |
| 9-10 | at Maryland | | | | DNP | | | |
| 9-17 | Miami (FL) | | | | DNP | | | |
| 9-24 | Boston College | 3 | 1 | 0 | 1 | | | |
| 10-1 | at Wake Forest | 11 | 1 | 0 | 1 | | | 1 |
| 10-13 | at N.C. State | 17 | 0 | 2 | 2 | | | 1 |
| 10-22 | Temple | 31 | 3 | 3 | 6 | 1-2 | 1-2 | |
| 10-29 | at Georgia Tech | 15 | 0 | 1 | 1 | | | |
| 11-5 | Duke | 28 | 3 | 0 | 3 | 1-3 | 1-3 | 1 |
| 11-12 | Florida State | 22 | 0 | 0 | 0 | | | 2 |
| 11-19 | at South Carolina | 29 | 1 | 0 | 1 | | | 2 |
| 12-27 | Colorado | 26 | 1 | 2 | 3 | | | 3 |
| Totals | | 182 | 10 | 8 | 18 | 2-5 | 2-5 | 10 |

Note: Had two recovered fumbles against Temple.

Scott 2006 Game-By-Game Stats

| Date | Opponent | Plays | Hit | Ast | Tot | TFL | Sacks | QP |
|---------------|-------------------|------------|-----------|-----------|-----------|-------------|-------------|----------|
| 9-2 | Florida Atlantic | *28 | 4 | 1 | 5 | 1-3 | | |
| 9-9 | at Boston College | *41 | 3 | 1 | 4 | | | |
| 9-16 | at Florida State | *29 | 2 | 1 | 3 | | | 1 |
| 9-23 | North Carolina | *18 | 2 | 0 | 2 | 1-8 | 1-8 | |
| 9-30 | Louisiana Tech | *25 | 1 | 2 | 3 | | | |
| 10-7 | at Wake Forest | *37 | 1 | 3 | 4 | | | 1 |
| 10-12 | Temple | *14 | 3 | 1 | 4 | | | 1 |
| 10-21 | Georgia Tech | *40 | 1 | 2 | 3 | | | 1 |
| 10-26 | at Virginia Tech | *46 | 5 | 2 | 7 | | | 1 |
| 11-4 | Maryland | *31 | 1 | 1 | 2 | 1-1 | 1-1 | 1 |
| 11-11 | N.C. State | *31 | 4 | 0 | 4 | | | 1 |
| 11-25 | South Carolina | *46 | 1 | 3 | 4 | | | |
| 12-29 | Kentucky | *44 | 4 | 5 | 9 | 1-12 | 1-12 | 1 |
| Totals | | 430 | 32 | 22 | 54 | 4-24 | 3-21 | 8 |

* - start

Scott Career Stats

| Year | GP-S | Plays | Hit | Ast | Tot | TFL | Sacks | QP | PBU | CF-RF |
|---------------|--------------|------------|-----------|-----------|-----------|-------------|-------------|-----------|----------|------------|
| 2005 | 9-0 | 182 | 10 | 8 | 18 | 2-5 | 2-5 | 10 | 1 | 0-2 |
| 2006 | 13-13 | 430 | 32 | 22 | 54 | 4-24 | 3-21 | 8 | 0 | 0-0 |
| Totals | 24-13 | 612 | 42 | 30 | 72 | 6-29 | 5-26 | 18 | 1 | 0-2 |



28 C.J. Spiller

RB • 5-11 • 190 • So. • 1VL
Lake Butler, Florida
Union County High School



Spiller Fact: Set the school record for yards per carry (7.3) in 2006.

Years Lettered: 2006

Bowl Participation: Reserve running back in the 2006 Music City Bowl against Kentucky.

Fall 2007 Depth Chart Position: Co-first-team running back

Overview: One of the most explosive players in college football...only player in Tiger history with an 80-yard run and an 80-yard catch in the same season...All-ACC running back in football in the fall and an All-American on Clemson's out-



door track team in the spring...had six touchdowns of 50 yards or more in 2006, a Clemson single-season record and just one off the career record of seven held by Derrick Hamilton...averaged 7.3 yards per rush, a Tiger record for a minimum of 600 yards rushing...fourth in the nation in yards per carry...#4 all-purpose player in the nation by **Lindy's** 2007 preseason publication...has 10 career rushing touchdowns, tied for eighth-most among active ACC players...preseason first-team All-ACC by **Street & Smith**...on Football Writers Association's preseason All-America checklist...first-team freshman All-American according to **Sporting News**, **Rivals.com**, and **Scout.com**...Second-Team All-ACC running back as a first-year freshman and runner-up for ACC Rookie-of-the-Year honors...named ACC Rookie-of-the-Year according to **CollegeFootballNews.com** and **Rivals.com**...first-team freshman All-American by **Scout.com**...#17 running back in the nation according to **Lindy's**...first-team All-ACC in the preseason by **Lindy's**...offensive rookie-of-the-year among offensive players by the Tiger coaches...winner of the 12th Man Award among Tiger offensive players...sixth on the team in the vertical jump (36.5") and fifth in the broad jump (10'1.5")...wears #28 in honor of Warrick Dunn, his favorite running back.

2006: Led the team and was second in the ACC in 100-yard rushing games (5); he set a Clemson freshman record...led the ACC in rushing yards per game among freshmen...averaged 7.3 yards per rush as a freshman, the best by any ACC player since Warrick Dunn had a 7.48-yard average in 1995; it was also the fourth-best figure in the nation and fourth-best in ACC history...second in the ACC in all-purpose yards per game (108.8)...52nd in the nation in rushing yards per game (72.2) and 48th in all-purpose yards per game...tied for third in the ACC in total touchdowns (12)...tied for seventh in scoring (6.0)...finished the regular season strong with two 150-yard rushing games; he had 154 yards against N.C. State and 155 against South Carolina...first Tiger running back to gain at least 150 yards rushing in consecutive games since Terry Allen (1988); his performance against the Gamecocks included an 80-yard run, longest by a Tiger since Derrick Witherspoon's 89-yard run against Maryland in 1993...had an 82-yard reception at Boston College, the fourth-longest catch in Tiger history and the longest by a running back in school history...had 938 rushing yards for the season, third-most in a season by a Tiger freshman...established Clemson freshman records for all-purpose yards (1,415) and touchdowns...fourth in the ACC in in rushing yards per game; also was eighth in scoring...three-time ACC Rookie-of-the-Week; he was named for his performances against North Carolina, Wake Forest, and #13 Georgia Tech...his 938 rushing yards were eight-best in ACC history among freshmen...his 10 rushing touchdowns tied for fourth in ACC history by a freshman...second in the ACC in 100-yard rushing games with five...started the season opening at running back against Florida Atlantic, just the eighth freshman running back to start an opener since 1953...named Clemson's offensive player-of-the-game four times by the coaches, all during the last seven games...had 116 yards rushing against #13 Georgia Tech; he teamed with James Davis to become first 200/100-yard rushing combo in the same game in Tiger history...totaled 19 catches for 210 yards...had a 52-yard run for

Top 2006 Rushing Duos

| West Virginia | Car. | Yds | Y/C | TD |
|---------------|------------|-------------|------------|-----------|
| Steve Slaton | 248 | 1744 | 7.0 | 16 |
| Pat White | 165 | 1219 | 7.4 | 18 |
| Totals | 413 | 2963 | 7.2 | 34 |

| Arkansas | Car. | Yds | Y/C | TD |
|-----------------|------------|-------------|------------|-----------|
| Darren McFadden | 284 | 1647 | 5.8 | 14 |
| Felix Jones | 154 | 1168 | 7.6 | 6 |
| Totals | 438 | 2815 | 6.4 | 20 |

| Clemson | Car. | Yds | Y/C | TD |
|---------------|------------|-------------|------------|-----------|
| James Davis | 203 | 1187 | 5.9 | 17 |
| C.J. Spiller | 129 | 938 | 7.3 | 10 |
| Totals | 332 | 2125 | 6.4 | 27 |

| Texas A&M | Car. | Yds | Y/C | TD |
|-----------------|------------|-------------|------------|-----------|
| Mike Goodson | 127 | 847 | 6.7 | 4 |
| Jorvorskie Lane | 166 | 725 | 4.4 | 19 |
| Totals | 293 | 1572 | 5.4 | 23 |

| Maryland | Att | Car. | Y/C | TD |
|----------------|------------|-------------|------------|-----------|
| Lance Ball | 174 | 815 | 4.7 | 8 |
| Keon Lattimore | 160 | 743 | 4.6 | 3 |
| Totals | 334 | 1558 | 4.7 | 11 |

Note: Both running backs must have been among the top-100 rushers in the nation to qualify for the list.

a score and a 50-yard reception for a score against #13 Georgia Tech, the first Tiger in history with one of each of 50 yards or more in the same game...had six touchdowns of 50 yards or more, most in Clemson history in a season...had at least one reception in 10 of the 13 games; he had streak of eight in a row at one point...had just 103 yards rushing in his first four games, but had 104 carries for 835 yards in his last nine games; that was 8.0 yards per carry and 93 yards per game over the last nine games of the season.

Track (2006-07): Outdoor - Qualified for the NCAA Championships as a member of the 4x100m relay team...helped the squad to a seventh-place finish at the NCAA Championships and earned his first All-America certificate in track; he ran anchor leg...earned his first-ever All-ACC certificate after placing third in the 100m...helped the 4x100m relay team to a runner-up finish and the fourth-best time in the nation (39.48) at the ACC meet...regional qualifier multiple times in the 100m; his top time was 10.41 at the Clemson Invitational....**Indoor** - Scored at the ACC meet in the 60m (6.74); it was an NCAA provisional qualifying mark.

Before Clemson: Had 541 carries for 5,511 yards (10.2 average) in his career at Union County High...First-Team **USA Today** All-American, the first running back to come to Clemson with that honor since 1989 (Rudy Harris)...First-Team **Parade** All-American; also the first **Parade** All-America running back to come to Clemson since Harris...#8 player in the nation by **Rivals.com**, including the #1 all-purpose running back; also the #1 player in Florida...#43 player and #6 running back in the nation according to **CollegeFootballNews.com**...#12 player in the nation by **Tom**

Lemling...#16 player in the nation according to **Scout.com** and #4 running back...#23 player and #4 running back in the nation according to **SuperPrep**...#47 player in the nation according to **ESPN.com**...EA Sports Second-Team All-American...first-team All-South by Countdown to Signing Day...U.S. Army All-American; he played

in the U.S. Army All-Star game in San Antonio, TX...selected for the California-Florida High School All-Star Game...had 176 carries for 1,840 yards (10.5 average) as a senior; also had 30 rushing scores and one on a kickoff return; added 15 catches for 249 yards...scored 93 total touchdowns in his career, including 85 rushing, three receiving, three on kickoff returns, and two on punt returns...three-time all-state pick...one of the top track athletes in Florida...state AA 100m (10.42) and 200m champion...won the 100m at the Golden West Meet, a national meet held in June, 2006 in California; also finished second in the 200m...played shooting guard on the hardwood...coached by Buddy Nobles...selected Clemson over Florida, Florida State, Miami (FL), and Southern California...born Clifford Spiller, Jr. on Aug. 15, 1987...majoring in sociology.

Spiller Profile

- **Favorite hobby:** Video games
- **Favorite NFL team:** Ravens
- **Favorite pro athlete:** Warrick Dunn
- **Team I would like to play:** Florida
- **If not Clemson, I would be at:** Florida
- **Most influential person on my career:** Grandmother
- **Best athletic attributes:** Vision & speed
- **Most respected teammate:** Phillip Merling
- **I wear #28 because:** I like Warrick Dunn and he wears #28
- **Best athletic feat:** Getting better each day
- **Retirement location:** Florida
- **Post-football aspiration:** Coach

Spiller 2006 Game-By-Game Stats

| Date | Opponent | Plays | Car | Yds | Avg | TD | Rec | Yds | PR | KOR |
|---------------|-------------------|------------|------------|------------|------------|-----------|-----------|------------|--------------|---------------|
| 9-2 | Florida Atlantic | *19 | 6 | 18 | 3.0 | 0 | 2 | 17 | 2-23 | 1-17 |
| 9-9 | at Boston College | 16 | 5 | 31 | 6.2 | 0 | 3 | 82 | | 3-58 |
| 9-16 | at Florida State | 12 | 2 | -4 | -2.0 | 0 | 0 | 0 | 1-(-5) | 1-25 |
| 9-23 | North Carolina | 21 | 12 | 58 | 4.8 | 2 | 0 | 0 | 1-(-8) | 1-11 |
| 9-30 | Louisiana Tech | 25 | 15 | 127 | 8.5 | 1 | 2 | 13 | 2-2 | |
| 10-7 | at Wake Forest | 32 | 9 | 104 | 11.6 | 1 | 3 | 18 | | |
| 10-12 | Temple | 19 | 12 | 73 | 6.1 | 2 | 1 | 4 | 1-14 | |
| 10-21 | Georgia Tech | 30 | 16 | 116 | 7.3 | 1 | 1 | 50 | 1-4 | |
| 10-26 | at Virginia Tech | 23 | 10 | 41 | 4.1 | 0 | 2 | 7 | 2-6 | 2-41 |
| 11-4 | Maryland | 29 | 9 | 41 | 4.6 | 0 | 2 | 2 | | 2-34 |
| 11-11 | N.C. State | 39 | 18 | 154 | 8.6 | 1 | 1 | 0 | 1-(-3) | |
| 11-25 | South Carolina | 27 | 10 | 155 | 15.5 | 2 | 2 | 17 | | |
| 12-29 | Kentucky | 30 | 5 | 24 | 4.8 | 0 | 0 | 0 | | 3-48 |
| Totals | | 322 | 129 | 938 | 7.3 | 10 | 19 | 210 | 11-33 | 13-234 |

* - start; Note: Had an 82-yard touchdown reception at Boston College; had a 50-yard touchdown reception against Georgia Tech.

Spiller Career Stats

| Year | GP-S | Plays | Car | Yds | Avg | TD | LG | Rec | Yds | PR | KOR |
|------|------|-------|-----|-----|-----|----|----|-----|-----|-------|--------|
| 2006 | 13-1 | 322 | 129 | 938 | 7.3 | 10 | 80 | 19 | 210 | 11-33 | 13-234 |

2006 Tiger Records Set By Spiller

- Highest average per rush in a season (7.3)
- Most touchdowns of 50 yards or more in season (6)
- Longest reception by a running back (82)
- Most total touchdowns by a freshman (12)
- Most rushing touchdowns by a freshman (10)
- Most all-purpose yards by a freshman (1,415)
- Most 100-yard rushing games by a freshman (5)



Veteran Bios



5 Rendrick Taylor

WR • 6-2 • 230 • Jr. • 2VL
Clio, South Carolina
Marlboro County High School



Taylor Fact: Did 28 reps of 225 pounds, second-most by a Tiger wideout in the last 23 years.

Years Lettered: 2005,06

Bowl Participation: Reserve wide receiver in the 2005 Champs Sports Bowl against Colorado; reserve wide receiver in the 2006 Music City Bowl against Kentucky.

Fall 2007 Depth Chart Position: Co-first-team wide receiver

Overview: Co-starter at wide receiver entering fall practice...has had injury problems each of his first two years; he suffered a broken wrist against Boston College in 2005 and broken arm at Wake Forest in 2006; as a result, he has played just 18 of the 25 games over the last two years...has 21 catches in the 18 games for 221 yards...quite an athlete; he did 28 reps of 225 pounds, second-best among Clemson backs and receivers since 1984; his 28 reps are fourth-best on the team...second on the team in the power clean (345)...has a 37" vertical jump, fifth on the team...Shrine Bowl selection out of Marlboro County (SC) High School.

2006: One of Clemson's top offensive threats during first half of the season, but suffered a broken arm at Wake Forest on October 7 and missed the rest of the regular season...played two snaps against Kentucky in the Music City Bowl, therefore he played seven games overall...had 12 receptions for 152 yards and a touchdown in his six games of action; he had started four of the first six games...had his only touchdown in the season-opener against Florida Atlantic on an 18-yard catch...totaled three catches for 34 yards in the victory at #9 Florida State; that was the first start of his career...had two receptions for 39 yards against North Carolina, including a 28-yard reception...had two receptions for 12 yards in the victory at Wake Forest before suffering the injury; he was third on the team in receptions at the time of his injury.

2005: Had nine catches for 69 yards...plagued by a broken wrist that he suffered against #25 Boston College; he had to play many games with a wrap over it that limited his catching abilities...had three catches for 19 yards against Colorado...played 174 snaps at wideout, eighth-most among Clemson freshmen...sat out the Wake Forest game...had three catches prior to the injury, then had six after the injury over the last seven games...had two catches for 10 yards at Maryland.

Before Clemson: Shrine Bowl selection after a standout career at Marlboro County High School...#22 wide receiver in the nation by **Tom Lemming**...third-team All-South selection by Countdown to Signing Day...**SuperPrep** Mid-Atlantic team member as the #2 prospect in South Carolina...All-Southern team member according to **Orlando Sentinel**...#19 wideout in the nation according to **CollegeFootballNews.com**...**SuperPrep** All-American as the #93 player and #11 wide receiver in the nation...had 24 catches for 550 yards and four touchdowns as a senior...rushed for 1,001 yards during his senior season...two-time all-state and all-region selection...Mr. Football finalist in South Carolina...Lowerstate AAAA Player-of-the-Year...#16 athlete in the nation and #5 player in the state according to **Rivals.com**...all-region and all-county as a junior...had 28 catches for 803 yards and 11 scores during his junior season...lettered four times in football, four times in track, and twice in basketball...coached by Dean Boyd at Marlboro County High School...chose Clemson over Alabama, Florida State, Georgia, South Carolina, and Tennessee...born Rendrick T. Taylor on Apr. 3, 1987...majoring in education.

Taylor Profile

- **Favorite hobby:** Lifting weights
- **Favorite NFL team:** Panthers
- **Favorite pro athlete:** Randy Moss
- **Team I would like to play:** Louisiana State
- **If not Clemson, I would be at:** Florida State
- **Most influential people on my career:** Mother & Coach Dean Boyd
- **Best athletic attributes:** Pass catching, jumping, & running over people
- **Most respected teammate:** C.J. Spiller
- **I wear #5 because:** It is an upside-down #2, which was my number in high school
- **Retirement location:** South Carolina
- **Post-football aspiration:** Teacher & Coach

Taylor 2006 Game-By-Game Stats

| Date | Opponent | Plays | Rec | Yds | Avg | TD | LG |
|---------------|-------------------|------------|-----------|------------|-------------|----------|-----------|
| 9-2 | Florida Atlantic | 23 | 3 | 34 | 11.3 | 1 | 18 |
| 9-9 | at Boston College | 34 | 2 | 33 | 16.5 | 0 | 24 |
| 9-16 | at Florida State | *24 | 3 | 34 | 11.3 | 0 | 32 |
| 9-23 | North Carolina | *29 | 2 | 39 | 19.5 | 0 | 28 |
| 9-30 | Louisiana Tech | *21 | 0 | 0 | --- | 0 | --- |
| 10-7 | at Wake Forest | *21 | 2 | 12 | 6.0 | 0 | 9 |
| 10-12 | Temple | | | DNP | | | |
| 10-21 | Georgia Tech | | | DNP | | | |
| 10-26 | at Virginia Tech | | | DNP | | | |
| 11-4 | Maryland | | | DNP | | | |
| 11-11 | N.C. State | | | DNP | | | |
| 11-25 | South Carolina | | | DNP | | | |
| 12-29 | Kentucky | 2 | 0 | 0 | --- | 0 | --- |
| Totals | | 154 | 12 | 152 | 12.7 | 1 | 32 |

* - start

Taylor Career Stats

| Year | GP-S | Plays | Rec | Yds | Avg | TD | LG | Car | Yds | TD | LG |
|---------------|-------------|------------|-----------|------------|-------------|----------|-----------|----------|----------|----------|------------|
| 2005 | 11-0 | 174 | 9 | 69 | 7.7 | 0 | 21 | 0 | 0 | 0 | --- |
| 2006 | 7-4 | 154 | 12 | 152 | 12.7 | 1 | 32 | 0 | 0 | 0 | --- |
| Totals | 18-4 | 328 | 21 | 221 | 10.5 | 1 | 32 | 0 | 0 | 0 | --- |



45 Cortney Vincent

LB • 6-1 • 235 • *Jr. • 2VL
Allendale, South Carolina
Allendale-Fairfax High School



Vincent Fact: Top tackler in the 2007 spring game with 10 stops.

Years Lettered: 2005,06

Bowl Participation: Reserve linebacker in the 2005 Champs Sports Bowl against Colorado; starting linebacker in the 2006 Music City Bowl against Kentucky.

Fall 2007 Depth Chart Position: First-team middle linebacker

Overview: Winner of the Hustle Award for Clemson's defensive players during the 2006 season...listed as the starting middle linebacker heading into fall practice...has missed just one game in his career, the Wake Forest game in the 2005 season...sixth on the team in the hang clean (360)...top tackler in the spring game with 10 tackles for the Orange team...Shrine Bowl linebacker at Allendale-Fairfax (SC) High School...from the same high school that sent running back Raymond Priestler to Clemson; Priestler is Clemson's career rushing leader.

2006: Played in 13 games, including two starts against N.C. State and Kentucky in the Music City Bowl; he had four tackles in 49 plays in the bowl game...had four tackles against Temple in 23 plays and four tackles against #13 Georgia Tech in 13 plays...had his only tackle for loss against Temple...had his first career interception against Louisiana Tech...Clemson's special teams player-of-the-week against N.C. State according to the Clemson coaches; he had two special teams tackles in that contest...posted 20 tackles after totaling just six tackles as a freshman...played 27 snaps against Florida Atlantic and totaled three tackles.

2005: Named Subway Sub-of-the-Game by the Clemson radio network for his performance against Duke; he had a sack in 25 plays; it was his only sack of the season...reserve bandit end during most of the season...played 87 snaps on the season, and played in 11 of the 12 games...played on defense in 10 of the 11 contests that he saw action...played a season-high 25 snaps against Duke...played 10 snaps against #13 Miami (FL).

2004: Red-shirted.

Before Clemson:

Had over 100 tackles each of his last two seasons at Allendale-Fairfax High School...defensive

Vincent Profile

- **Favorite hobby:** Fishing
- **Favorite NFL team:** Bears
- **Favorite pro athlete:** Shawne Merriman
- **Team I would like to play:** Florida
- **Most influential person on my career:** Grandmother
- **Best athletic attribute:** Finding the football
- **Most respected teammate:** Cullen Harper
- **Best athletic feat:** Winning the Hustle Award given by the coaches
- **Retirement location:** Miami, FL



captain of South Carolina in the Shrine Bowl...team captain as a junior and senior at Allendale-Fairfax High School...all-state selection at linebacker as a junior and senior...had 100 tackles and one interception as a senior and 168 tackles during his junior season...first-team all-state selection as a junior when he also had four sacks and two interceptions...all-area by **Orangeburg Times** as a senior...All-Mid-Atlantic team member and 20th-best player in South Carolina by **SuperPrep**...All-Atlantic region pick by **PrepStar**...attended the same school that sent Clemson career rushing leader Raymond Priester (1994-97)...coached by Carlos Cave...chose Clemson over Maryland, North Carolina, and N.C. State...born Cortney L. Vincent on Nov. 24, 1985...majoring in sociology.


Vincent 2006 Game-By-Game Stats

| Date | Opponent | Plays | Hit | Ast | Tot | TFL | Sacks | Int |
|---------------|-------------------|------------|-----------|----------|-----------|------------|------------|------------|
| 9-2 | Florida Atlantic | 27 | 2 | 1 | 3 | | | |
| 9-9 | at Boston College | 0 | 0 | 0 | 0 | | | |
| 9-16 | at Florida State | 4 | 0 | 0 | 0 | | | |
| 9-23 | North Carolina | 14 | 2 | 1 | 3 | | | |
| 9-30 | Louisiana Tech | 15 | 0 | 1 | 1 | | | 1-0 |
| 10-7 | at Wake Forest | 0 | 0 | 0 | 0 | | | |
| 10-12 | Temple | 23 | 3 | 1 | 4 | 1-5 | | |
| 10-21 | Georgia Tech | 13 | 3 | 1 | 4 | | | |
| 10-26 | at Virginia Tech | 8 | 2 | 0 | 2 | | | |
| 11-4 | Maryland | 2 | 0 | 0 | 0 | | | |
| 11-11 | N.C. State | *10 | 1 | 1 | 2 | | | |
| 11-25 | South Carolina | 8 | 1 | 0 | 1 | | | |
| 12-29 | Kentucky | *49 | 3 | 1 | 4 | | | |
| Totals | | 173 | 17 | 7 | 24 | 1-5 | 0-0 | 1-0 |

* - start

Vincent Career Stats

| Year | GP-S | Plays | Hit | Ast | Tot | TFL | Sacks | Int | QB | PBU | CF-RF |
|---------------|-------------|------------|-----------|-----------|-----------|------------|------------|------------|----------|----------|------------|
| 2005 | 11-0 | 87 | 3 | 3 | 6 | 1-3 | 1-3 | 0-0 | 1 | 2 | 0-0 |
| 2006 | 13-2 | 173 | 17 | 7 | 24 | 1-5 | 0-0 | 1-0 | 1 | 1 | 0-0 |
| Totals | 24-2 | 260 | 20 | 10 | 30 | 2-8 | 1-3 | 1-0 | 2 | 3 | 0-0 |



16 Michael Wade

QB • 6-1 • 200 • *Fr. • RS
Greer, South Carolina
Riverside High School




M. Wade Fact: Had a perfect 4.0 GPA in both semesters during his freshman year.

Fall 2007 Depth Chart Position: Reserve quarterback

Overview: Reserve quarterback who was limited during spring practice due to a wrist injury...will compete for playing time at the quarterback position during the 2007 season...winner of the Power Hour Strongman competition during the 2007 spring practice...one of the top students in the classroom on the squad; he had a perfect 4.0 GPA in each semester during his first season at Clemson...his father Mike was a letterman on the Tigers' 1981 National Championship team...high school teammate of Clemson kicker Richard Jackson at Riverside High.

2006: Red-shirted.

Before Clemson: Completed 113-222 passes for 1,376 yards and 13 touchdowns, and totaled 354 rushing yards with five touchdowns as a senior captain at Riverside High School...#15 dual-threat quarterback in the nation according to **Rivals.com**...#13 player in South Carolina by **The State**, #14 in South Carolina according to **Rivals.com**, and #20 player in South Carolina according to **SuperPrep**...#38 quarterback in the nation by **Scout.com**...**South Carolina High School Sports Report** All-Region and All-State selection during his senior season...passed for 1,338 yards and nine touchdowns with 623 rushing yards during his junior season...selected as team MVP as a junior...all-region and all-county selection as a junior...outstanding student who was a National Honor Society member...member of the state championship baseball team during his sophomore season...high school teammate of Richard Jackson at Riverside High School...his father Mike was a letterman on Clemson's 1981 football team, and mother Elizabeth was on Clemson's volleyball team...coached by Don Frost...chose Clemson over Duke and Maryland...born Nov. 24, 1987...majoring in pre-business.



32 Nick Watkins

LB • 6-2 • 220 • *Sr. • 3VL
New Orleans, Louisiana
Edna Karr Magnet School



Watkins Fact: Has totaled at least five tackles in every game during the pass two seasons.

Years Lettered: 2004,05,06

Years Starter: 2005,06

Bowl Participation: Starting linebacker in the 2005 Champs Sports Bowl against Colorado; starting linebacker in the 2006 Music City Bowl against Kentucky.

Fall 2007 Depth Chart Position: First-team weakside linebacker


Overview: Returning starter and leading tackler from the 2006 season...a big reason Clemson has been in the top 25 in the nation in total defense and scoring defense each of the last two years...2006 winner of the Solid Rock Award among inside line-

backers by the Clemson coaches...model of consistency; he has totaled at least five tackles in every game the last two seasons, a streak of 25 games...has started each of Clemson's last 25 games...has not missed a game during his career; he has played 36 in a row...has 268 tackles in

his career, more than any other active Tiger, and four interceptions...a starting linebacker in 2005 when he played 618 snaps and totaled 99 tackles, second-most on the team...his deceased brother David was a member of the 1996 Louisiana State football team.

2006: Clemson's leading tackler (116)...had 78 first hits to lead the team...had much to do with Clemson's top-25 national finish in four major defensive categories...had three interceptions, tied for the team-lead; quite an accomplishment for a linebacker; it was the most interceptions by a Tiger linebacker since in 2003; his three thefts included a 26-yard return for a score against Louisiana Tech...had five double-figure tackle games...had a team-tying-season-high 17 tackles against N.C. State and was named ACC Defensive Line-man-of-the-Week...had 10 tackles against South Carolina...a big key to Clemson's win at #9 Florida State when he had 11 stops...had 10 tackles at Wake Forest...11th in the ACC in tackles per game...defensive player-of-the-game against Louisiana Tech and N.C. State according to the Clemson coaches.

2005: Starting linebacker who had 99 tackles, second-most on the team...tied for the team lead in tackles (8) against Colorado...team's top special teams player by the coaches...had 13 tackles at Maryland; named ACC Specialist-of-the-Week when he had five special teams tackles; it happened soon after Hurricane Katrina ravaged his hometown of New Orleans...team's top special teams tackler (11)...defensive player-of-the-game by the coaches at Georgia Tech; he had 14 tackles, including 10 first hits...had at least six tackles in every game, the only Tiger to do so...had nine tackles at #19 South Carolina...had six tackles along with a sack against #16 Florida State...played 618 snaps on the season...had a team-high 14 tackles at Geor-



Nick Watkins



Veteran Bios

gia Tech to tie for the high total by a Tiger all year...had six tackles against #17 Texas A&M, but tied for the team lead...played at least 43 snaps in every game.

2004: Had 53 tackles, including 40 first hits...had at least one tackle in every game...received defensive rookie-of-the-year honors by the Tiger coaches...had a season-high eight stops in the win over Maryland; he also had two tackles for loss...seventh on the team in tackles (53), but it was the high total for a non-starter; his seven tackles for loss were also the high figure for a non-starter...had 10 of his 53 tackles on special teams; he tied for the team lead in special teams tackles...averaged a tackle every 6.04 snaps, best on the team.

2003: Red-shirted.

Before Clemson: Three-year starter at linebacker and team captain as a senior at Edna Karr Magnet School...all-district in 2001,02...All-Westbank New Orleans from 2000-02...All-Metro New Orleans in 2002...2002 Orleans/Jefferson Parish All-Star Game player who earned defensive MVP honors...coached by Don Wattigny...chose Clemson over Michigan State, Mississippi, Oklahoma State, and Tulane...born Oct. 8, 1985...majoring in community recreation management.

Watkins 2004 Game-By-Game Stats

| Date | Opponent | Plays | Hit | Ast | Tot | TFL | Sacks | Int |
|---------------|------------------|------------|-----------|-----------|-----------|------------|------------|------------|
| 9-4 | Wake Forest | 21 | 4 | 1 | 5 | 1-1 | | |
| 9-11 | Georgia Tech | 19 | 5 | 0 | 5 | 2-2 | | |
| 9-18 | at Texas A&M | 25 | 2 | 1 | 3 | | | |
| 9-25 | at Florida State | 32 | 6 | 1 | 7 | | | |
| 10-7 | at Virginia | 27 | 4 | 1 | 5 | | | |
| 10-16 | Utah State | 33 | 5 | 1 | 6 | 1-1 | | |
| 10-23 | Maryland | 27 | 4 | 4 | 8 | 2-2 | | |
| 10-30 | N.C. State | 27 | 4 | 1 | 5 | | | |
| 11-6 | at Miami (FL) | 18 | 1 | 0 | 1 | | | |
| 11-13 | at Duke | 19 | 4 | 1 | 5 | 1-2 | | |
| 11-20 | South Carolina | 12 | 1 | 2 | 3 | | | |
| Totals | | 260 | 40 | 13 | 53 | 7-8 | 0-0 | 0-0 |

Watkins 2005 Game-By-Game Stats

| Date | Opponent | Plays | Hit | Ast | Tot | TFL | Sacks | Int |
|---------------|-------------------|------------|-----------|-----------|-----------|-------------|------------|------------|
| 9-3 | Texas A&M | *43 | 4 | 2 | 6 | | | |
| 9-10 | at Maryland | *53 | 10 | 3 | 13 | | | |
| 9-17 | Miami (FL) | *56 | 4 | 3 | 7 | | | |
| 9-24 | Boston College | *64 | 4 | 3 | 7 | | | |
| 10-1 | at Wake Forest | *46 | 3 | 3 | 6 | 1-5 | | 1-3 |
| 10-13 | at N.C. State | *50 | 4 | 3 | 7 | | | |
| 10-22 | Temple | *47 | 3 | 5 | 8 | 1-2 | | |
| 10-29 | at Georgia Tech | *59 | 10 | 4 | 14 | | | |
| 11-5 | Duke | *46 | 4 | 4 | 8 | | | |
| 11-12 | Florida State | *49 | 4 | 2 | 6 | 1-7 | 1-7 | |
| 11-19 | at South Carolina | *64 | 7 | 2 | 9 | 1-2 | | |
| 12-27 | Colorado | *41 | 5 | 3 | 8 | 1-2 | | |
| Totals | | 618 | 62 | 37 | 99 | 5-18 | 1-7 | 1-3 |

* - start; Note: Had a caused fumble against Colorado.

Watkins 2006 Game-By-Game Stats

| Date | Opponent | Plays | Hit | Ast | Tot | TFL | Sacks | Int |
|---------------|-------------------|------------|-----------|-----------|------------|-------------|------------|-------------|
| 9-2 | Florida Atlantic | *32 | 4 | 1 | 5 | | | |
| 9-9 | at Boston College | *73 | 7 | 2 | 9 | 2-4 | 1-1 | |
| 9-16 | at Florida State | *52 | 8 | 3 | 11 | | | |
| 9-23 | North Carolina | *28 | 5 | 1 | 6 | 2-4 | | |
| 9-30 | Louisiana Tech | *37 | 4 | 2 | 6 | 2-3 | | 1-26 |
| 10-7 | at Wake Forest | *57 | 7 | 3 | 10 | | | |
| 10-12 | Temple | *15 | 2 | 3 | 5 | | | |
| 10-21 | Georgia Tech | *51 | 5 | 4 | 9 | | | |
| 10-26 | at Virginia Tech | *66 | 5 | 4 | 9 | | | |
| 11-4 | Maryland | *58 | 5 | 6 | 11 | | | |
| 11-11 | N.C. State | *65 | 13 | 4 | 17 | | | 1-0 |
| 11-25 | South Carolina | *67 | 7 | 3 | 10 | | | 1-0 |
| 12-29 | Kentucky | *56 | 6 | 2 | 8 | 1-1 | | |
| Totals | | 657 | 78 | 38 | 116 | 7-12 | 1-1 | 3-26 |

* - start; Note: Had a caused fumble at Florida State; had a 26-yard interception return for a touchdown against Louisiana Tech; had two caused fumbles and a recovered fumble against Kentucky.

Watkins Career Stats

| Year | GP-S | Plays | Hit | Ast | Tot | TFL | Sacks | Int | QP | PBU | CF-RF |
|---------------|--------------|-------------|------------|-----------|------------|--------------|------------|-------------|----------|----------|------------|
| 2004 | 11-0 | 260 | 40 | 13 | 53 | 7-8 | 0-0 | 0-0 | 2 | 0 | 0-0 |
| 2005 | 12-12 | 618 | 62 | 37 | 99 | 5-18 | 1-7 | 1-3 | 1 | 1 | 1-0 |
| 2006 | 13-13 | 657 | 78 | 38 | 116 | 7-12 | 1-1 | 3-26 | 2 | 1 | 3-1 |
| Totals | 36-25 | 1535 | 180 | 88 | 268 | 19-38 | 2-8 | 4-29 | 5 | 2 | 4-1 |



98 Kwam Williams

DE • 6-3 • 245 • *Sr. • 2VL
Atlanta, Georgia
Westlake High School



Williams Fact: Named the most improved outside linebacker for the 2007 spring practice.

Years Lettered: 2005,06

Bowl Participation: Reserve bandit end in the 2006 Music City Bowl against Kentucky.

Fall 2007 Depth Chart Position: Co-first-team bandit end

Overview: Listed as a co-starter at bandit end entering fall practice; he will compete with Ricky Sapp to take Gaines Adams' spot...had a strong spring with three combined sacks in spring scrimmages...had six tackles in the spring game, including a sack and a tackle for loss...had a blocked field goal in one of the scrimmages; he has the height to have an impact on special teams in 2007...has 14 career tackles in 20 games...played in nine games for 69 snaps in 2005 and had three tackles...played at Westlake High School in Atlanta, GA and had 14 sacks his senior season.

2006: Totaled 86 snaps in eight games as a backup to first-round draft pick Gaines Adams...saw his most action in the opener against Florida Atlantic when he played 23 snaps and had three tackles...had the first takeaway of his career in the win over Florida Atlantic; he recovered a fumble...played 18 plays against Louisiana Tech, and had one tackle and two quarterback pressures...played six snaps in the win over #13 Georgia Tech and had a tackle...played seven plays against Kentucky in the Music City Bowl and had one tackle.

2005: Played in nine games on defense (69 snaps)...battled Cortney Vincent for the backup role behind Gaines Adams...played 17 snaps apiece against #25 Boston College and Temple; he had two of his three tackles against the Eagles...had two quarterback pressures against Temple.

2004: Played in three games as a reserve defensive end as a red-shirt freshman; he played three snaps at #8 Florida State, five snaps against Utah State, and four snaps in the victory over South Carolina...played 12 snaps and had one tackle during the season; the one tackle was a first hit at #8 Florida State...played as the third-string defensive end during most of the season.

2003: Red-shirted.

Before Clemson: Had 128 tackles and 14 sacks as a senior at Westlake High...first-team all-city and all-region selection...honorable mention all-state...from the same high school that produced former Tiger All-American Keith Adams...coached by Dallas Allen...chose Clemson over Arkansas and Middle Tennessee...born Jun. 6, 1985...majoring in sport management.



Williams Career Stats

| Year | GP-S | Plays | Hit | Ast | Tot | TFL | Sacks | QP | PBU | CF-RF |
|---------------|-------------|------------|-----------|----------|-----------|------------|------------|----------|----------|------------|
| 2004 | 3-0 | 12 | 1 | 0 | 1 | 0-0 | 0-0 | 0 | 0 | 0-0 |
| 2005 | 9-0 | 69 | 3 | 0 | 3 | 0-0 | 0-0 | 2 | 0 | 0-0 |
| 2006 | 8-0 | 86 | 8 | 2 | 10 | 1-1 | 0-0 | 4 | 0 | 0-1 |
| Totals | 20-0 | 167 | 12 | 2 | 14 | 1-1 | 0-0 | 6 | 0 | 0-1 |

Veteran Reserves



#51 Eddie Adams
LS • *Fr.
Abbeville, SC



#39 Terrance Ashe
WR • Jr.
Cheraw, SC



#52 Bryan Baker
DT • Sr.
Summerville, SC



#81 Clay Baldwin
PK • So.
Greenwood, SC




#18 Kyle Davisson
WR • *Jr.
Alpharetta, GA



#92 John Early
PK • Jr.
Darlington, SC



#24 Bradley Flowers
WR • Sr.
Hartsville, SC




#96 Jermaine Martin
TE • *Sr.
New Ellenton, SC



#46 Brandon Oliver
LB • *Jr.
Summerton, SC



#45 Charles Roediger
LS • *Jr.
Advance, NC



#86 Brian Sorrells
WR • *Sr.
Sumter, SC



#12 Brandon Speweik
QB • Jr.
Oregon, OH



#90 Preston Stone
TE • Jr.
Arlington, TX



#31 Tyler Stone
DB • *Jr.
Piedmont, SC



#34 Chris Wade
WR • *Sr.
Newnan, GA



#37 Ronald Watson
RB • Jr.
Simpsonville, SC



#46 Britton Whetsell
LB • Sr.
Bowman, SC



#51 John Wright
OG • So.
Anderson, SC

Year-By-Year Attendance

| Year | Total Games | Season Attendance | Average Attendance | Home Games | Home Attendance | Avg. Home Attendance | National Ranking | 1983 | 11 | 701,937 | 63,812 | 7 | 521,898 | 74,557 | 10 |
|------|-------------|-------------------|--------------------|------------|-----------------|----------------------|------------------|------|----|---------|--------|---|---------|--------|----|
| 1960 | 10 | 247,780 | 24,778 | 5 | 141,080 | 28,286 | --- | 1984 | 11 | 750,847 | 68,259 | 6 | 467,670 | 77,945 | 8 |
| 1961 | 10 | 310,000 | 31,000 | 5 | 132,000 | 26,400 | --- | 1985 | 12 | 749,282 | 62,440 | 6 | 460,413 | 76,736 | 6 |
| 1962 | 10 | 291,640 | 29,164 | 5 | 158,000 | 31,600 | --- | 1986 | 12 | 765,771 | 63,814 | 5 | 393,500 | 78,700 | 6 |
| 1963 | 10 | 318,587 | 31,859 | 4 | 103,496 | 25,874 | --- | 1987 | 12 | 825,836 | 68,820 | 8 | 602,526 | 75,316 | 10 |
| 1964 | 10 | 260,725 | 26,073 | 4 | 112,000 | 28,000 | --- | 1988 | 12 | 758,727 | 63,227 | 6 | 490,502 | 81,750 | 5 |
| 1965 | 10 | 333,736 | 33,374 | 4 | 113,000 | 28,250 | --- | 1989 | 12 | 759,468 | 63,289 | 6 | 473,566 | 78,927 | 7 |
| 1966 | 10 | 355,286 | 35,529 | 4 | 146,237 | 36,559 | --- | 1990 | 12 | 717,293 | 59,774 | 6 | 475,174 | 79,196 | 7 |
| 1967 | 10 | 389,618 | 38,962 | 5 | 206,275 | 41,255 | --- | 1991 | 12 | 839,423 | 69,952 | 7 | 534,597 | 76,371 | 10 |
| 1968 | 10 | 386,432 | 38,643 | 4 | 147,434 | 36,859 | --- | 1992 | 11 | 805,150 | 73,195 | 6 | 460,732 | 76,789 | 7 |
| 1969 | 10 | 339,936 | 33,994 | 4 | 136,252 | 34,063 | --- | 1993 | 12 | 749,349 | 62,446 | 7 | 467,914 | 66,845 | 15 |
| 1970 | 11 | 367,347 | 33,395 | 6 | 205,376 | 34,229 | --- | 1994 | 11 | 698,782 | 63,526 | 6 | 422,633 | 70,439 | 14 |
| 1971 | 11 | 398,222 | 36,200 | 5 | 154,741 | 30,948 | --- | 1995 | 12 | 701,512 | 58,459 | 6 | 427,782 | 71,297 | 15 |
| 1972 | 11 | 398,732 | 36,248 | 5 | 192,456 | 38,491 | --- | 1996 | 12 | 690,889 | 57,574 | 6 | 403,393 | 67,232 | 18 |
| 1973 | 11 | 411,477 | 37,407 | 6 | 188,500 | 31,417 | --- | 1997 | 12 | 718,786 | 59,899 | 6 | 409,918 | 68,320 | 19 |
| 1974 | 11 | 440,384 | 40,034 | 6 | 251,424 | 41,904 | --- | 1998 | 11 | 687,782 | 62,526 | 7 | 478,192 | 68,313 | 20 |
| 1975 | 11 | 487,436 | 44,312 | 5 | 195,873 | 39,174 | --- | 1999 | 12 | 750,332 | 62,528 | 5 | 391,510 | 78,302 | 13 |
| 1976 | 11 | 459,845 | 41,804 | 5 | 221,486 | 44,297 | --- | 2000 | 12 | 832,469 | 69,373 | 7 | 548,647 | 78,378 | 15 |
| 1977 | 12 | 580,067 | 48,339 | 5 | 235,152 | 47,030 | --- | 2001 | 12 | 736,364 | 61,364 | 6 | 480,911 | 80,152 | 15 |
| 1978 | 12 | 599,793 | 49,983 | 6 | 321,763 | 53,627 | --- | 2002 | 13 | 842,318 | 64,794 | 7 | 542,675 | 77,525 | 17 |
| 1979 | 12 | 641,109 | 53,426 | 6 | 353,576 | 58,929 | --- | 2003 | 13 | 885,840 | 68,142 | 7 | 532,551 | 76,079 | 19 |
| 1980 | 11 | 567,436 | 51,628 | 6 | 369,770 | 61,628 | --- | 2004 | 11 | 769,814 | 69,983 | 6 | 472,939 | 78,823 | 17 |
| 1981 | 12 | 683,871 | 56,989 | 6 | 371,152 | 61,859 | 20 | 2005 | 12 | 779,519 | 64,960 | 6 | 469,391 | 78,232 | 18 |
| 1982 | 11 | 592,902 | 53,900 | 6 | 380,679 | 63,446 | 18 | 2006 | 13 | 898,975 | 69,152 | 7 | 570,542 | 81,506 | 14 |



Rookie Bios



40 Andre Branch

DE • 6-4 • 235 • Fr. • HS
Richmond, Virginia
Varina High School



Played tight end and outside linebacker at Varina High School for Head Coach Gary Chilcoat...#47 prospect in Virginia by [Rivals.com](#)...had 62 tackles as a senior...added seven tackles for loss...had three sacks, two recovered fumbles and two interceptions, one of which he returned for a 14-yard touchdown, as a senior...named all-district and second-team all-region as a senior...two-year starter who helped Varina High to an 11-2 record as a senior and 9-1 ledger as a junior...averaging 12 points and nine rebounds for the basketball team as a senior...two-year starter in football and basketball as a power forward; he was all-district, averaging 14 points, eight rebounds, and four blocks per game as a senior...recruited by Defensive Line Coach Chris Rumph...chose Clemson over Florida State, N.C. State, and West Virginia...born Jul. 14, 1989.



90 Kourtnei Brown

DE • 6-5 • 230 • Fr. • HS
Charlotte, North Carolina
Victory Christian Center School



Four-star prospect and #12 weakside defensive end in the nation by [Rivals.com](#)...member of the Rivals 250 by [Rivals.com](#)...#21 defensive end in the nation according to [Scout.com](#)...#7 prospect in North Carolina by [Rivals.com](#)...#15 prospect in North Carolina by [SuperPrep](#)...**Charlotte Observer** Defensive Player-of-the-Year as a senior...had 33 sacks and 95 tackles as a senior at Victory Christian Center School...one of the top players for the North Carolina team in the Shrine Bowl; he helped the Tar Heels to victory with three sacks and a blocked field goal...had 15 sacks as a junior...coached by Frank Crockett...helped that program to a 10-3 record as a senior and a berth in the semifinals of the state championship...first-team all-conference in basketball, as his team won the state title...recruited by Tight Ends Coach Billy Napier...chose Clemson over Alabama, Michigan, North Carolina, Tennessee, and Virginia Tech...born Apr. 17, 1988.



89 Miguel Chavis

DE • 6-5 • 255 • Fr. • HS
Fayetteville, North Carolina
Terry Sanford High School



Rated as the #26 weakside defensive end in the nation by [Rivals.com](#)...rated the #50 defensive end in the nation by [CollegeFootballNews.com](#)...played at Hargrave (VA) Military Academy in 2006 after playing at Terry Sanford High School in Fayetteville, NC...played for Head Coach Robert Prunty at Hargrave alongside fellow Clemson signee DeAndre McDaniel...recorded 49 tackles, three sacks, and recovered two fumbles at Hargrave Military...recruited by Wide Receivers Coach Dabo Swinney...chose Clemson over Alabama, Georgia, Maryland, Michigan, Tennessee, and Wake Forest...born Oct. 26, 1988.



85 Brandon Clear

WR • 6-4 • 205 • Fr. • HS
Hoover, Alabama
Hoover High School



Rated as the #49 wideout in the nation according to [Rivals.com](#)...#15 player in Alabama by [Rivals.com](#)...#9 prospect in Alabama by [SuperPrep](#)...made frequent appearances on the MTV reality show *Two-a-Days* at Hoover High School...part

of a military family that moved around a great deal during high school; he started at Slidell, LA and later moved to Jamestown, VA as a junior, where he missed part of the season...all-region at wide receiver by [PrepStar](#)...named one of the top wideouts at the 2006 U.S. Army All-American Junior Combine...third in the state in the triple jump with a mark of 45'4"...played side-by-side with twin brother Byron in high school, and will continue to do so at the college level, as Byron is also a member of the signing class...the brother combination helped Hoover High School to the state championship game...recruited by Wide Receivers Coach Dabo Swinney...chose Clemson over Illinois, N.C. State, Northwestern, Stanford, Syracuse, UCLA, and Vanderbilt...born May 30, 1989.



42 Byron Clear

DE • 6-6 • 220 • Fr. • HS
Hoover, Alabama
Hoover High School



Rated as the #33 weakside defensive end in the nation by [Rivals.com](#)...#86 defensive end in the nation by [Scout.com](#)...all-region by [PrepStar](#) as a senior...part of a military family that moved around a great deal during high school; he started at Slidell, LA and later moved to Jamestown, VA as a junior, where he missed part of the season...helped Hoover High School to the state championship game in 2006...played side-by-side with twin brother Brandon in high school, and will continue to do so at the college level, as Brandon is also a member of the signing class...the brother combination helped Hoover High School to the state championship game...wore #9 for Hoover High...played just two years of high school football...member of the 4x400m relay team at Hoover High...recruited by Wide Receivers Coach Dabo Swinney...chose Clemson over Illinois, N.C. State, Northwestern, Stanford, Syracuse, and UCLA...born May 30, 1989.



62 Mason Cloy

OL • 6-4 • 265 • Fr. • HS
Columbia, South Carolina
Spring Valley High School



Rated as the #9 center in the nation by [Scout.com](#)...#10 center in the nation by [Rivals.com](#)...#11 player in South Carolina by [Scout.com](#)...#15 prospect in South Carolina by [SuperPrep](#) and [Rivals.com](#)...rated in the South Carolina Top-40 and the #16 prospect by [TigerIllustrated.com](#)...all-region pick by [PrepStar](#)...first-team all-state as an offensive lineman by **The State**...selected for the South Carolina team for the Shrine Bowl...coached by Jimmy Noonan at Spring Valley High...**AP** All-State pick...had 57 knockdowns as a senior...played tight end with 16 catches for 251 yards and three touchdowns in his career...set an individual school record for most knockdowns in a career with 175...all-district, all-region, and all-state as a junior at tight end...selected to the **Max Emfinger** All-American Bowl Classic East Team and was team captain...Lowerstate Division AAAA Offensive Lineman-of-the-Year by the South Carolina Coaches Association...Wendy's High School Heisman Award winner...Carolina Panther Community Captain Award recipient...recruited by Offensive Line Coach Brad Scott...chose Clemson over Georgia Tech, Kentucky, Louisville, North Carolina, N.C. State, South Carolina, Vanderbilt, Virginia, and Virginia Tech...born Jan. 22, 1989.



44 Scotty Cooper


S • 6-0 • 205 • Fr. • HS
Lake City, South Carolina
Lake City High School



First-team All-American according to [SuperPrep](#)...four-star prospect, #9 outside linebacker in the nation, and a member of the Rivals 250 by [Rivals.com](#)...four-star prospect and #5 weakside linebacker in the nation by [Scout.com](#)...#27 linebacker



in the nation by **SuperPrep**...All-American by **PrepStar**...#5 prospect in the state by **TigerIllustrated.com**...#9 prospect in the state by **SuperPrep**...#6 player in the state by **CUTigers.com**...#10 prospect in the state by **Rivals.com**...Lowerstate AAA Linebacker-of-the-Year as a senior...had 89 tackles, 12 tackles for loss, and three sacks as a junior at Lake City High School...selected for the Shrine Bowl...played on both sides of the ball at Lake City High...had 111 carries for 495 yards and seven touchdowns in his career at running back, and also had eight receptions for 149 yards and one touchdown in his career as a wide receiver...averaged 4.45 yards per carry and 18.6 yards receiving during his high school tenure...in his career at linebacker, he recorded 247 tackles, 71 of which were solo, 38 tackles for loss, 21 quarterback pressures, seven sacks, three recovered fumbles, one caused fumble, two interceptions, and one touchdown...recruited by Wide Receivers Coach Dabo Swinney...chose Clemson over Kentucky, Louisiana State, Michigan, N.C. State, Penn State, South Carolina, Tennessee, Virginia Tech, and West Virginia...born Oct. 11, 1988.



30 Chad Diehl

TE/FB • 6-2 • 235 • Fr. • HS
Lyman, South Carolina
James F. Byrnes High School



Rated as the #18 fullback in the nation according to **CollegeFootballNews.com**...#19 fullback in the nation by **Scout.com**...#27 player in South Carolina according to

SuperPrep...#21 prospect in the state by **Rivals.com**...#22 prospect in the state by **CUTigers.com**...MVP of the North-South High School All-Star game...all-state and all-region pick...played offensive guard, linebacker, and fullback at James F. Byrnes High...had 111 tackles, seven sacks, 16 quarterback pressures, 19 tackles for loss, and four caused fumbles as a senior...had 141 tackles and 12 tackles for loss as a junior...recruited by Inside Linebackers Coach David Blackwell...played with fellow Clemson signees Xavier Dye, Stanley Hunter, and Willy Korn at James F. Byrnes High...chose Clemson over Duke, Marshall, Virginia Tech, and Wake Forest...born Feb. 5, 1989.



21 Xavier Dye

WR • 6-4 • 195 • Fr. • HS
Greenwood, South Carolina
James F. Byrnes High School



Rated as the #41 wide receiver in the nation according to **Rivals.com**...#66 wide receiver in the nation by **Scout.com**...#14 prospect in South Carolina according

to **SuperPrep**...#11 player in South Carolina by **TigerIllustrated.com**...#12 player in the state by **CUTigers.com**...#13 prospect in the state by **Rivals.com**...had 37 receptions, 614 yards, and four scores as a junior at Greenwood High...started midseason at James F. Byrnes High School as a senior after transferring; he had 32 catches, 524 yards, and six scores in four games...enrolled at Clemson in January, 2007 and participated in spring practice...has a 39" vertical jump, second-best on the team...played with fellow Clemson signees Chad Diehl, Stanley Hunter, and Willy Korn at James F. Byrnes High...recruited by Outside Linebackers Coach Ron West...chose Clemson over Georgia, North Carolina, and N.C. State...born May 14, 1988.




12 Marcus Gilchrist

CB • 5-11 • 175 • Fr. • HS
High Point, North Carolina
T. Wingate Andrews High School



Rated as the #8 cornerback in the nation according to **CollegeFootballNews.com**...four-star prospect and #6 cornerback in the nation by **Rivals.com**...#42 prospect in the nation by **Rivals.com**...#7 cornerback in the nation by **Scout.com**...#47 player

in the nation by **Tom Lemming**...#11 defensive back in the nation according to **PrepStar**...member of the **PrepStar** 100...member of the ESPN 150 according to **ESPN.com**...second-team All-American by **USA Today**...**SuperPrep** All-American as a defensive back at T. Wingate Andrews High...received All-America honors by **PrepStar**...U.S. Army All-American Bowl participant...U.S. Army All-American scholar...#5 player in North Carolina by **SuperPrep**...#3 prospect in North Carolina according to **Rivals.com**...Carolina Panthers Community Captain Nominee...Watkins Award Semifinalist...selected for the Shrine Bowl...all-state as a junior and a two-time all-conference pick...Piedmont-Triad AAA Defensive Player-of-the-Year as a junior...NCHSAA Scholar-Athlete...participant in the North Carolina Athletic Association First-Team Program...missed four games his senior season due to an elbow injury...recorded 46 tackles, one tackle for loss, two interceptions, four pass breakups, one rushing touchdown, and one touchdown on a punt return as a senior...had 235 yards rushing, 110 yards receiving, nine punt returns for 185 yards, and nine kickoff returns for 215 yards as a senior...as a junior, he accumulated 52 tackles, one tackle for loss, 10 interceptions, seven pass breakups, and one recovered fumble; he also had four kickoff returns, two punt returns, and two interception returns for touchdowns as a junior...scored a total of 11 touchdowns as a junior...recorded 1,460 all-purpose yards as a junior, including 220 rushing, 181 receiving, and 1,059 in returns...averaged 17 yards per attempt in all-purpose yards as a junior...four-year letterman in basketball; he was conference player-of-the-year as a senior...all-conference in basketball as a junior...three-year letterman in track & field; he was a member of the state championship 4x200m team...participated as a Peer to Peer mentor...volunteered at the High Point Salvation Army in the Angel Tree Program...recruited by Tight Ends Coach Billy Napier...chose Clemson over Florida, Georgia, Michigan, North Carolina, Notre Dame, Southern California, Tennessee, and Virginia Tech...born Dec. 8, 1988.



17 Stanley Hunter

LB • 6-0 • 205 • Fr. • HS
Spartanburg, South Carolina
James F. Byrnes High School



Rated as the #28 outside linebacker in the nation by **Rivals.com**...#38 safety in the nation by **Scout.com**...#24 linebacker in the nation by **SuperPrep**...#37 safety in the

nation by **CollegeFootballNews.com**...named a **SuperPrep** All-American at linebacker as a senior at James F. Byrnes High School...#15 player in South Carolina by **CUTigers.com**...all-region by **PrepStar**...#14 prospect in South Carolina by **TigerIllustrated.com**...Shrine Bowl participant...#7 player in South Carolina by **SuperPrep**...#14 prospect in the South Carolina Top 25 by **Rivals.com**...South Carolina High School Coaches Association Defensive Player-of-the-Year...defensive MVP for the South Carolina team in the Shrine Bowl...first-team all-state by **The State**...played at linebacker and safety in high school...had 102 tackles, 20 sacks, 41 tackles for loss, 34 quarterback pressures, six pass breakups, and four recovered fumbles as a senior...recorded 160 tackles, 16 sacks, and one interception as a junior...played with fellow Clemson signees Chad Diehl, Xavier Dye, and Willy Korn at James F. Byrnes High...recruited by Inside Linebackers Coach David Blackwell...chose Clemson over Maryland, North Carolina, South Carolina, and Virginia Tech...born Mar. 1, 1989.



99 Jarvis Jenkins

DT • 6-4 • 310 • Fr. • HS
Clemson, South Carolina
D.W. Daniel High School



Rated as the #27 defensive tackle in the nation and member of the Rivals 250 by **Rivals.com**...four-star prospect and #25 defensive tackle in the nation by **Scout.com**...All-American by **PrepStar** as a senior at D.W. Daniel High School...#10 prospect in South Carolina by **Rivals.com**...listed in the South Carolina Top 35 by **SuperPrep**; he was rated #12...#9 player in the state by **TigerIllustrated.com**...#8 player in the state by **CUTigers.com**...recorded 79



Rookie Bios

tackles and four blocked kicks during his senior season...South Carolina Coaches Association Upperstate AAA Lineman-of-the-Year as a senior...**Daily Journal/Messenger** Player-of-the-Year as a senior...three-time **Pickens Sentinel** All-County selection...Shrine Bowl selection...**Associated Press** All-State selection during his senior season at D.W. Daniel High School...All-Western AAA selection as a senior...had 50 tackles and one recovered fumble during his junior season...three-time all-region pick...two-time all-region pick in basketball...all-region in the shot put and discus...comes to Clemson from the same high school that sent former Tiger All-American Kyle Young to Clemson...recruited by Offensive Line Coach Brad Scott...chose Clemson over Georgia, North Carolina, South Carolina, and Tennessee...born Apr. 24, 1988.



87 Markish Jones

WR • 6-0 • 185 • Fr. • HS
Spartanburg, South Carolina
Gettys D. Broome High School



Rated as the #28 wide receiver in the nation according to [Rivals.com](#)...#79 wide receiver in the nation by [Scout.com](#)...#47 athlete in the nation by [Rivals.com](#)...#11 prospect in the state by **SuperPrep**...#8 prospect in the state by [Rivals.com](#)...#7 prospect in the state by [TigerIllustrated.com](#)...offensive MVP for the South Carolina team in the Shrine Bowl...all-region selection by **PrepStar**...four-star prospect out of Gettys D. Broome High School...played on both sides of the ball at the wide receiver and safety positions...totaled 40 receptions for 1,030 yards and 13 touchdowns during his senior season at Gettys D. Broome High School...had five interceptions and nine pass breakups as a senior...had 550 receiving yards and five touchdowns as a junior, and added 28 tackles and five pass breakups...standout in track; he was a four-event state champion in 2006, including the 100m, 200m, 400m, and long jump...recruited by Inside Linebackers Coach David Blackwell...chose Clemson over East Carolina, Florida State, Kentucky, Maryland, North Carolina, South Carolina, and Virginia Tech...born Dec. 7, 1988.



3 Willy Korn

QB • 6-2 • 200 • Fr. • HS
Lyman, South Carolina
James F. Byrnes High School



Rated as the #5 dual-threat quarterback in the nation by [Rivals.com](#)...#25 prospect in the nation according to **Tom Lemming**...#7 quarterback in the nation according to **SuperPrep**...top-100 player by **PrepStar**...four-star prospect and #8 quarterback in the nation by [Scout.com](#)...member of the Rivals 100; #98 player in the nation by [Rivals.com](#)...**Parade** and **SuperPrep** All-American as a senior at James F. Byrnes High School...member of the ESPN Top 150 by [ESPN.com](#)...national top-100 player by many services...Gatorade Player-of-the-Year in South Carolina as a junior and senior...selected for the Shrine Bowl...U.S. Army All-American and participated in the Army All-American game...#3 player in the state by [CUTigers.com](#)...#5 quarterback in the country by **PrepStar**...#5 player in South Carolina by **SuperPrep**...#2 player in the state by [TigerIllustrated.com](#)...South Carolina Coaches Association Offensive Player-of-the-Year during his senior season...All-Southern Player-of-the-Year as a senior...set many state records as a junior, including touchdown passes (53), completions (281), and passing yards (4,164)...threw for over 3,000 yards as a junior and senior...in his best passing game, he was 22-24 for 435 yards and six touchdowns...in his best rushing game against Greenwood High, he rushed for 195 yards on 15 carries and had the longest rushing touchdown of his career (84 yards); he also set the record for rushing scores in a game (4)...team captain as a junior and senior...led his team to a 39-3 record and two state titles (2004,05)...was 795-1181 with 10,716 yards, 25 interceptions, and 125 touchdown passes in his career...his 125 career touchdown passes were eighth-most in high school history, including first among quarterbacks who started three years...graduated from high school in December of 2006 and enrolled in classes at Clemson for the 2007 spring...was

13-25 for 135 yards and a score in the spring game...was 29-55 for 293 yards in the three spring scrimmages...listed second team entering the fall...named to the academic honor roll for the spring, 2007 semester...played with fellow Clemson signees Chad Diehl, Xavier Dye, and Stanley Hunter at James F. Byrnes High School...recruited by Inside Linebackers Coach David Blackwell...chose Clemson over Georgia Tech and South Carolina...born Jan. 21, 1989.



88 Brian Linthicum

TE • 6-4 • 225 • Fr. • HS
Farmington, New Mexico
Saint Anne's-Belfield (VA) School



Rated as the #33 tight end in the nation according to [Scout.com](#)...#29 tight end in the nation according to [Rivals.com](#)...#13 prospect in Virginia by [Rivals.com](#)...#18 prospect in Virginia by **SuperPrep**...had 40 catches for 800 yards and 12 scores as a senior at Saint Anne's-Belfield School in Charlottesville, VA...graduated from high school in December, 2006 and participated in spring practice at Clemson...had two receptions for 46 yards, including a 36-yard touchdown catch, in the spring game...made the Dean's List in the spring, 2007 semester...came to Clemson with 12 course credits through his AP courses...received all-state honors as a tight end and defensive end as a junior in New Mexico...recruited by Tight Ends Coach Billy Napier...chose Clemson over Boston College, California, Michigan State, Virginia, and Virginia Tech...born Nov. 28, 1987.



34 Brandon Maye

LB • 6-2 • 225 • Fr. • HS
Mobile, Alabama
Davidson High School



Rated as the #76 linebacker in the nation according to [Scout.com](#)...#29 prospect in Alabama according to [Rivals.com](#)...played in the **Max Emfinger** All-America game and selected to the Alabama-Mississippi All-Star game...first-team all-region pick...had 120 tackles, 18 tackles for loss, five sacks, two interceptions, and five recovered fumbles as a senior at Davidson High...recruited by Defensive Coordinator Vic Koenning...chose Clemson over Memphis, South Carolina, and Southern Mississippi...born Mar. 28, 1989.



2 DeAndre McDaniel

S • 6-0 • 190 • Fr. • HS
Havana, Florida
Amos P. Godby High School



A national prep school top-50 player by [Rivals.com](#); he was listed at the #4 prospect in the nation...four-star prospect and #31 safety in the nation by [Scout.com](#)...#1 prep school defensive back prospect in the nation by [Rivals.com](#)...received all-region honors by **PrepStar**...#10 prospect in Florida by [Rivals.com](#) as a senior...signed with Clemson in 2006, but played in the fall of 2006 at Hargrave (VA) Military Academy for Head Coach Robert Prunty...had 48 tackles, four interceptions, and four sacks in 2006...enrolled in classes for the 2007 spring semester and participated in spring practice...earned co-starter status at CAT safety entering the fall...had a 34-yard interception, PBU, and four tackles in the spring game...played for Shelton Crews at Amos P. Godby High School...had 53 tackles and eight interceptions, returning three for scores, as a junior...caught 27 passes for 656 yards and six scores as a junior wideout...started on both sides of the ball and had three interceptions as a senior...member of **PrepStar's** Dream Team Top 100 as a senior...Southern Hot 100 member by [Scout.com](#) as a senior...#72 player in the nation by [CollegeFootballNews.com](#) as a senior...#90 prospect in the nation by [Rivals.com](#)...national [ESPN.com](#) top-150 player...#13 defensive back in the nation according to **PrepStar**...member of [Rivals.com](#)



250 by [Rivals.com](#)...#8 safety in the nation by [CollegeFootballNews.com](#)...#16 safety in the nation by [Scout.com](#)...caught a touchdown pass, blocked a field goal, and intercepted a pass in the same game against Leon County High School during his senior season...starter on the basketball team and averaged 20 points per game...recruited by Wide Receivers Coach Dabo Swinney...chose Clemson over Alabama, Auburn, Florida, Florida State, and Louisville...born Nov. 26, 1987.



93 Rennie Moore

DE • 6-5 • 260 • Fr. • HS
Saint Mary's, Georgia
Camden County High School



Rated as the #24 strongside defensive end in the country by [Rivals.com](#)...#57 defensive end in the country according to [Scout.com](#)...#38 player in Georgia by

SuperPrep...#27 player in Georgia by [Rivals.com](#)...all-region selection by **PrepStar**...member of the **Florida Times-Union** Super 24...missed his junior season at Camden County High School when he broke his tibia and fibula in a spring scrimmage; he played tight end and defensive end prior to his injury...for Head Coach Jeff Herron...had two receptions, both for touchdowns, at tight end as a senior...had 36 tackles, six tackles for loss, four sacks, and one caused fumble at defensive end as a senior...played backup tight end on the undefeated state championship team as a freshman...played on four consecutive regional championship teams at Camden County High...contributed to a Georgia state record of a 58-game regular-season winning streak...all-region, all-southeast Georgia, and all-state as a senior...participated in the Georgia North-South All-Star game...recruited by Defensive Coordinator Vic Koenning...chose Clemson over Florida and Florida State...born Nov. 29, 1988.



64 Wilson Norris

OL • 6-5 • 320 • Fr. • HS
Pickens, South Carolina
Pickens High School



Rated as the #71 offensive guard in the nation according to [Scout.com](#)...#39 offensive guard in the nation by [Rivals.com](#)...#17 player in South Carolina according to

[Rivals.com](#)...all-region selection at Pickens High School by **PrepStar** as a senior...#24 player in the state by **SuperPrep**...#17 prospect in the state by [TigerIllustrated.com](#)...#20 player in the state by [CUTigers.com](#)...selected for the 2006 Shrine Bowl; he was chosen as team captain...all-state as a senior according to [Rivals.com](#)...participated in the **Max Emfinger** All-American Bowl Game...all-region and all-county as a junior and senior...team captain as a senior...named best offensive lineman at Pickens High School as a junior and senior...totaled over 100 knockdowns his junior and senior seasons...lettered in track three times, where he threw the shot put and discus...recruited by Offensive Line coach Brad Scott...chose Clemson over Maryland, North Carolina, N.C. State, and South Carolina...born Feb. 13, 1989.



15 Coty Sensabaugh


DB • 6-1 • 180 • Fr. • HS
Kingsport, Tennessee
Dobyns-Bennett High School



Football and basketball standout at Dobyns-Bennett High School...team MVP during his senior season...coached by Graham Clark...started on both offense and defense

at Dobyns-Bennett High...top wide receiver with 48 catches for 915 yards and 14 touchdowns; he added four interceptions...selected to play in the Tennessee-Kentucky All-Star game...helped his team to the Big East Conference title along with a 12-1 record as a senior...his team advanced to the state quarterfinals at the AAAAA level; it was its second consecutive 12-1 season...had six receptions

for 148 yards and two touchdowns along with an interception against Science Hill High...consensus all-state selection, including to the team chosen by the Tennessee Sportswriters Association...also a standout in basketball; he was a starting guard for two years and played in the East/West All-Star game...averaged a team-best 17.3 points per game as a junior when he helped Dobyns-Bennett High to a 25-11 record...first-team All-NET selection as a junior...played AAU basketball in the summer of 2006; he was a teammate of Clemson men's basketball player Terrence Oglesby...rank multiple events in track...recruited by Defensive Coordinator Vic Koenning...born Nov. 15, 1988.




73 David Smith

OL • 6-5 • 255 • Fr. • HS
Greenville, South Carolina
Greenville High School



Rated as the #52 offensive tackle in the nation by [Rivals.com](#)...#49 offensive tackle in the nation according to [Scout.com](#)...#13 player in the state according to

[TigerIllustrated.com](#)...#17 player in the state by **SuperPrep**...all-region selection by **PrepStar**...#16 prospect in the state by [Rivals.com](#)...#17 player in the state by [CUTigers.com](#)...played at nearby Greenville High School...played in the **Max Emfinger** All-America game...had 94 knockdowns as a senior...selected for the North-South All-Star game...member of the National Honor Society...recruited by Inside Linebackers Coach David Blackwell...chose Clemson over Maryland...born Feb. 22, 1989.




95 Drew Traylor

DE • 6-4 • 225 • Fr. • HS
Birmingham, Alabama
Mountain Brook High School



Rated as the #96 defensive end in the nation according to [Scout.com](#)...#22 prospect in Alabama according to [Rivals.com](#)...#17 prospect in Alabama by **SuperPrep**...all-

region selection by **PrepStar**...had 79 tackles, 13 tackles for loss, and 9.5 sacks as a senior at Mountain Brook High School...played both defensive end and outside linebacker...had five sacks as a junior...lettered in baseball...from the same high school as current Tiger quarterback Tribble Reese...recruited by Wide Receivers Coach Dabo Swinney...chose Clemson over Duke, Kentucky, Northwestern, Purdue, South Carolina, and Vanderbilt...born May 17, 1989.



72 Landon Walker

OT • 6-6 • 270 • Fr. • HS
North Wilkesboro, North Carolina
East Wilkes High School



All-American by **PrepStar**...four-star prospect and #13 offensive lineman in the nation by [Scout.com](#)...#14 offensive tackle in the nation by [Rivals.com](#)...#13

offensive tackle in the nation by [CollegeFootballNews.com](#)...#13 player in North Carolina by **SuperPrep**...#5 player in North Carolina by [Rivals.com](#)...followed the footsteps of his father Gary, who was a member of Clemson's 1981 Championship team...four-star recruit out of East Wilkes High School...county defensive player-of-the-year by **Wilkes Journal-Patriot** as a senior...had 130 tackles, 25 tackles for loss, 14 sacks, one recovered fumble, and 10 pass breakups as a senior...graded 85 percent as a senior on the offensive side of the ball...participated in the Shrine Bowl...graduated in December of 2006 and enrolled in classes at Clemson for the 2007 spring semester...all-state and All-Northwest team selection as a senior...selected twice to the all-conference team on offense and defense...three-time all-county selection...recruited by Tight Ends Coach Billy Napier...chose Clemson over East Carolina, Maryland, North Carolina, N.C. State, Tennessee, and Wake Forest...born Mar. 9, 1989.



Career Stats of 2006 Seniors

Gaines Adams

| Year | GP-S | Plays | Hit | Ast | Tot | TFL | Sacks | Int | QP | PBU | CF-RF |
|---------------|--------------|-------------|------------|-----------|------------|-----------------|---------------|------------|-----------|-----------|------------|
| 2003 | 12-0 | 172 | 11 | 4 | 15 | 4-8 | 1-1 | 0-0 | 7 | 2 | 0-0 |
| 2004 | 11-1 | 346 | 22 | 13 | 35 | 8-26 | 5-20 | 0-0 | 5 | 4 | 0-0 |
| 2005 | 12-12 | 627 | 37 | 19 | 56 | 15-83 | 9.5-64 | 0-0 | 29 | 9 | 3-0 |
| 2006 | 13-13 | 582 | 42 | 20 | 62 | 17.5-106 | 12.5-87 | 0-0 | 25 | 6 | 2-3 |
| Totals | 48-26 | 1727 | 112 | 56 | 168 | 44.5-223 | 28-172 | 0-0 | 66 | 21 | 5-3 |

Brandon Cannon

| Year | GP-S | Plays | Hit | Ast | Tot | TFL | Sacks | QP | PBU | CF-RF |
|---------------|-------------|------------|-----------|----------|-----------|-------------|-------------|----------|----------|------------|
| 2003 | 3-0 | 20 | 0 | 0 | 0 | 0-0 | 0-0 | 0 | 0 | 0-0 |
| 2004 | 4-0 | 15 | 0 | 0 | 0 | 0-0 | 0-0 | 0 | 0 | 0-0 |
| 2005 | 7-0 | 49 | 4 | 0 | 4 | 2-23 | 2-23 | 2 | 0 | 0-0 |
| 2006 | 13-0 | 243 | 8 | 7 | 15 | 4-20 | 3-17 | 3 | 0 | 2-0 |
| Totals | 27-0 | 327 | 12 | 7 | 19 | 6-43 | 5-40 | 5 | 0 | 2-0 |

Cole Chason

| Year | GP-S | P | Yds | Avg | -20 | +50 | HB | LG | Net |
|---------------|--------------|------------|-------------|-------------|-----------|-----------|----------|-----------|-------------|
| 2003 | 13-13 | 58 | 2238 | 38.6 | 19 | 2 | 1 | 50 | 36.5 |
| 2004 | 11-10 | 66 | 2656 | 40.2 | 18 | 5 | 1 | 52 | 36.2 |
| 2005 | 12-12 | 50 | 1822 | 36.4 | 13 | 0 | 5 | 49 | 33.4 |
| 2006 | 13-11 | 50 | 2064 | 41.3 | 12 | 8 | 0 | 55 | 38.6 |
| Totals | 49-46 | 224 | 8780 | 39.2 | 62 | 15 | 7 | 55 | 36.2 |

Donnell Clark

| Year | GP-S | Plays | Hit | Ast | Tot | TFL | Sacks | QP | PBU | CF-RF |
|---------------|-------------|------------|-----------|-----------|-----------|-------------|-------------|----------|----------|------------|
| 2003 | 3-0 | 22 | 0 | 0 | 0 | 0-0 | 0-0 | 0 | 0 | 0-0 |
| 2004 | 11-0 | 294 | 12 | 5 | 17 | 1-1 | 0-0 | 3 | 1 | 0-0 |
| 2005 | 7-6 | 191 | 10 | 1 | 11 | 4-13 | 2-10 | 4 | 0 | 0-0 |
| 2006 | 13-0 | 260 | 10 | 8 | 18 | 0-0 | 0-0 | 2 | 0 | 0-1 |
| Totals | 34-6 | 767 | 32 | 14 | 46 | 5-14 | 2-10 | 9 | 1 | 0-1 |

Duane Coleman

| Year | GP-S | Plays | Hit | Ast | Tot | TFL | Sacks | Int | QP | PBU | CF-RF |
|---------------|--------------|------------|-----------|-----------|------------|------------|------------|------------|----------|----------|------------|
| 2005 | 9-3 | 211 | 19 | 16 | 35 | 2-7 | 0-0 | 0-0 | 0 | 2 | 1-0 |
| 2006 | 12-12 | 561 | 59 | 22 | 81 | 2-2 | 1-1 | 1-6 | 0 | 2 | 2-3 |
| Totals | 21-15 | 772 | 78 | 38 | 116 | 4-9 | 1-1 | 1-6 | 0 | 4 | 3-3 |

| Year | GP-S | Plays | Car | Yds | Avg | TD | Rec | Yds | TD | KOR |
|---------------|-------------|------------|------------|------------|------------|----------|-----------|------------|----------|---------------|
| 2003 | 13-7 | 505 | 133 | 615 | 4.6 | 2 | 34 | 309 | 3 | 0-0 |
| 2004 | 9-2 | 224 | 83 | 284 | 3.4 | 1 | 15 | 125 | 1 | 0-0 |
| 2005 | 2-0 | 20 | 10 | 21 | 2.1 | 0 | 1 | 3 | 0 | 12-249 |
| Totals | 24-9 | 749 | 226 | 920 | 4.1 | 3 | 50 | 437 | 4 | 12-249 |

Ryan Cook

| Year | GP-S | Plays | Rec | Yds | Avg | TD | LG |
|------|------|-------|-----|-----|-----|----|-----|
| 2006 | 1-0 | 2 | 0 | 0 | --- | 0 | --- |

Jad Dean

| Year | GP-S | 11-29 | 30-39 | 40-49 | 50+ | Tot | HB | LG | PAT | Pts |
|---------------|--------------|--------------|--------------|--------------|------------|--------------|----------|-----------|---------------|------------|
| 2003 | 13-0 | 0-0 | 0-0 | 0-0 | 0-0 | 0-0 | --- | --- | 0-0 | 0 |
| 2004 | 11-8 | 6-6 | 2-2 | 4-6 | 0-1 | 12-15 | 0 | 48 | 17-18 | 53 |
| 2005 | 12-12 | 13-13 | 6-8 | 5-8 | 0-2 | 24-31 | 2 | 49 | 34-35 | 106 |
| 2006 | 13-13 | 9-10 | 3-7 | 3-3 | 0-2 | 15-22 | 1 | 45 | 46-50 | 91 |
| Totals | 49-33 | 28-29 | 11-17 | 12-17 | 0-5 | 51-68 | 3 | 49 | 97-103 | 250 |

C.J. Gaddis

| Year | GP-S | Plays | Hit | Ast | Tot | TFL | Sacks | Int | PBU | CF-RF | KOR |
|---------------|--------------|-------------|-----------|-----------|------------|----------------|---------------|-------------|----------|------------|-------------|
| 2004 | 11-0 | 186 | 13 | 8 | 21 | 2-5 | 0-0 | 0-0 | 1 | 0-0 | 3-30 |
| 2005 | 12-5 | 544 | 35 | 24 | 59 | 3-13 | 0-0 | 3-36 | 3 | 2-0 | 2-27 |
| 2006 | 12-11 | 590 | 25 | 8 | 33 | 8.5-41 | 1.5-21 | 2-27 | 3 | 2-0 | 0-0 |
| Totals | 35-16 | 1320 | 73 | 40 | 113 | 13.5-59 | 1.5-21 | 5-63 | 7 | 4-0 | 5-57 |

Sergio Gilliam

| Year | GP-S | Plays | Hit | Ast | Tot | TFL | Sacks | Int | PBU | ST |
|---------------|-------------|------------|-----------|-----------|-----------|-------------|------------|-------------|----------|----------|
| 2003 | 6-0 | 36 | 2 | 2 | 4 | 0-0 | 0-0 | 0-0 | 0 | 0 |
| 2004 | 11-0 | 83 | 10 | 4 | 14 | 1-1 | 0-0 | 0-0 | 1 | 5 |
| 2005 | 12-9 | 490 | 25 | 12 | 37 | 3-15 | 0-0 | 1-37 | 4 | 0 |
| 2006 | 13-0 | 111 | 3 | 3 | 6 | 1-3 | 0-0 | 0-0 | 1 | 0 |
| Totals | 42-9 | 720 | 40 | 21 | 61 | 5-19 | 0-0 | 1-37 | 6 | 5 |

Zach Green

| Year | GP-S | Plays | Rec | Yds | Avg | TD | LG |
|---------------|-------------|-----------|----------|----------|------------|----------|------------|
| 2004 | 9-0 | 39 | 0 | 0 | --- | 0 | --- |
| 2006 | 11-0 | 15 | 0 | 0 | --- | 0 | --- |
| Totals | 20-0 | 54 | 0 | 0 | --- | 0 | --- |

Thomas Hunter

| Year | GP-S | Plays | Rec | Yds | Avg | TD | LG |
|---------------|--------------|------------|-----------|------------|-------------|----------|-----------|
| 2003 | 10-0 | 2 | 0 | 0 | --- | 0 | --- |
| 2004 | 11-0 | 14 | 0 | 0 | --- | 0 | --- |
| 2005 | 12-6 | 390 | 13 | 120 | 9.2 | 0 | 21 |
| 2006 | 11-11 | 447 | 16 | 305 | 19.1 | 0 | 71 |
| Totals | 44-17 | 853 | 29 | 425 | 14.7 | 0 | 71 |

Reggie Merriweather

| Year | GP-S | Plays | Car | Yds | Avg | TD | LG | Rec | Yds | TD |
|---------------|--------------|------------|------------|-------------|------------|-----------|-----------|-----------|-----------|----------|
| 2003 | 13-0 | 62 | 16 | 56 | 3.5 | 0 | 11 | 0 | 0 | 0 |
| 2004 | 11-6 | 339 | 136 | 670 | 4.9 | 11 | 62 | 7 | 26 | 0 |
| 2005 | 12-6 | 342 | 149 | 715 | 4.8 | 7 | 38 | 8 | 49 | 0 |
| 2006 | 9-0 | 84 | 30 | 171 | 5.7 | 2 | 26 | 2 | 4 | 0 |
| Totals | 45-12 | 827 | 331 | 1612 | 4.9 | 20 | 62 | 17 | 79 | 0 |

Maurice Nelson

| Year | GP-S | Plays | Hit | Ast | Tot | TFL | Sacks | Int | QP | PBU | CF-RF |
|---------------|--------------|------------|-----------|-----------|-----------|-------------|-------------|------------|----------|----------|------------|
| 2004 | 11-0 | 47 | 2 | 4 | 6 | 0-0 | 0-0 | 0-0 | 0 | 0 | 0-0 |
| 2005 | 11-0 | 73 | 3 | 1 | 4 | 0-0 | 0-0 | 0-0 | 0 | 0 | 0-0 |
| 2006 | 13-11 | 540 | 27 | 44 | 71 | 5-24 | 2-15 | 0-0 | 1 | 2 | 0-1 |
| Totals | 35-11 | 660 | 32 | 49 | 81 | 5-24 | 2-15 | 0-0 | 1 | 2 | 0-1 |

Will Proctor

| Year | GP-S | PL | Cm | Att | Int | Yds | TD | LG | Pct | Y/A | Y/C | Y/G | Eff |
|---------------|--------------|------------|------------|------------|-----------|-------------|-----------|-----------|-------------|-------------|-------------|--------------|--------------|
| 2003 | 5-0 | 0 | 0 | 0 | 0 | 0 | 0 | --- | --- | --- | --- | 0.0 | --- |
| 2004 | 3-0 | 6 | 0 | 3 | 0 | 0 | 0 | --- | 0.0 | 0.00 | 0.0 | 0.0 | 0.0 |
| 2005 | 4-1 | 93 | 18 | 31 | 0 | 281 | 3 | 40 | 58.1 | 9.06 | 15.6 | 70.3 | 166.1 |
| 2006 | 13-13 | 749 | 183 | 304 | 11 | 2353 | 16 | 82 | 60.2 | 7.74 | 12.9 | 181.0 | 135.3 |
| Totals | 25-14 | 848 | 201 | 338 | 11 | 2634 | 19 | 82 | 59.5 | 7.79 | 13.1 | 105.4 | 137.0 |

Note: Also played 11 snaps at wide receiver in 2003.

Rushing & Total Offense

| Year | Car | Net | Y/C | Y/G | TD | LG | PL | Tot | TDR | Y/G |
|---------------|-----------|------------|------------|------------|----------|-----------|------------|-------------|-----------|--------------|
| 2003 | 0 | 0 | --- | 0.0 | 0 | --- | 0 | 0 | 0 | 0.0 |
| 2004 | 1 | -1 | -1.0 | -0.3 | 0 | -1 | 4 | -1 | 0 | -0.3 |
| 2005 | 14 | 49 | 3.5 | 12.3 | 1 | 12 | 45 | 330 | 4 | 82.5 |
| 2006 | 61 | 85 | 1.4 | 6.5 | 1 | 20 | 365 | 2438 | 17 | 187.5 |
| Totals | 76 | 133 | 1.8 | 5.3 | 2 | 20 | 414 | 2767 | 21 | 110.7 |

Brent Smith

| Year | GP-S | Plays | Car | Yds | Avg | TD | LG | Rec | Yds | TD |
|---------------|-------------|----------|----------|----------|------------|----------|------------|----------|----------|----------|
| 2003 | 8-0 | 0 | 0 | 0 | --- | 0 | --- | 0 | 0 | 0 |
| 2004 | 1-0 | 0 | 0 | 0 | --- | 0 | --- | 0 | 0 | 0 |
| 2006 | 4-0 | 4 | 0 | 0 | --- | 0 | --- | 0 | 0 | 0 |
| Totals | 13-0 | 4 | 0 | 0 | --- | 0 | --- | 0 | 0 | 0 |

Chansi Stuckey

| Year | GP-S | PL | Cm | Att | Int | Yds | TD | LG | Pct | Y/A | Y/C | Y/G | Eff |
|---------------|--------------|-------------|-----------|-----------|----------|-----------|----------|-----------|-------------|-------------|------------|------------|--------------|
| 2003 | 7-0 | 56 | 11 | 21 | 0 | 97 | 2 | 15 | 52.4 | 4.62 | 8.8 | 13.9 | 122.6 |
| 2004 | 9-9 | 515 | 0 | 2 | 0 | 0 | 0 | --- | 0.0 | 0.00 | 0.0 | 0.0 | 0.0 |
| 2005 | 12-12 | 490 | 0 | 2 | 0 | 0 | 0 | --- | 0.0 | 0.00 | 0.0 | 0.0 | 0.0 |
| 2006 | 10-10 | 464 | 0 | 0 | 0 | 0 | 0 | --- | --- | --- | --- | 0.0 | --- |
| Totals | 38-31 | 1525 | 11 | 25 | 0 | 97 | 2 | 15 | 44.0 | 3.88 | 8.8 | 2.6 | 103.0 |

Rushing & Receiving

| Year | Car | Net | Y/G | Y/C | TD | LG | Rec | Yds | Avg | TD | PR |
|---------------|-----------|------------|------------|------------|----------|-----------|------------|-------------|-------------|----------|---------------|
| 2003 | 17 | 136 | 19.4 | 8.0 | 1 | 33 | 2 | 10 | 5.0 | 0 | 0-0 |
| 2004 | 10 | 13 | 1.4 | 1.3 | 0 | 14 | 25 | 280 | 11.2 | 0 | 4-30 |
| 2005 | 13 | 78 | 7.1 | 6.0 | 0 | 21 | 64 | 770 | 12.0 | 4 | 27-199 |
| 2006 | 8 | 34 | 3.4 | 4.3 | 0 | 19 | 50 | 700 | 14.0 | 3 | 0-0 |
| Totals | 48 | 261 | 6.9 | 5.4 | 1 | 33 | 141 | 1760 | 12.5 | 7 | 31-229 |

Roy Walker

| Year | GP-S | Plays | Hit | Ast | Tot | TFL | Sacks | Int | QP | PBU | CF-RF |
|---------------|-------------|------------|-----------|----------|-----------|------------|------------|------------|----------|----------|------------|
| 2005 | 12-0 | 13 | 0 | 0 | 0 | 0-0 | 0-0 | 0-0 | 0 | 0 | 0-0 |
| 2006 | 9-2 | 226 | 13 | 9 | 22 | 0-0 | 0-0 | 0-0 | 0 | 1 | 0-0 |
| Totals | 21-2 | 239 | 13 | 9 | 22 | 0-0 | 0-0 | 0-0 | 0 | 1 | 0-0 |


Anthony Waters

| Year | GP-S | Plays | Hit | Ast | Tot | TFL | Sacks | Int | QP | PBU | CF-RF |
|---------------|--------------|-------------|------------|-----------|------------|----------------|---------------|------------|-----------|----------|------------|
| 2003 | 13-0 | 172 | 24 | 11 | 35 | 0-0 | 0-0 | 0-0 | 1 | 0 | 0-0 |
| 2004 | 11-11 | 578 | 46 | 24 | 70 | 9-40 | 2-21 | 0-0 | 3 | 1 | 1-0 |
| 2005 | 11-11 | 600 | 74 | 35 | 109 | 13.5-36 | 1.5-9 | 0-0 | 5 | 7 | 0-0 |
| 2006 | 1-1 | 38 | 2 | 1 | 3 | 0-0 | 0-0 | 0-0 | 2 | 0 | 0-0 |
| Totals | 36-23 | 1388 | 146 | 71 | 217 | 22.5-76 | 3.5-30 | 0-0 | 11 | 8 | 1-0 |



Gaines Adams, DE

2006 Unanimous First-Team All-American
Tied Clemson Career Sack Record (28)
#4 Overall Pick of the 2007 NFL Draft





Clemson Stats

8-5 Overall, 5-3 ACC, 5-2 Home, 2-2 Away, 1-1 Neutral, 0-1 Overtime, 4-4 Day, 4-1 Night

Team Stats

| | CU | Opp. |
|--|---------------|---------------|
| TOTAL OFFENSE | 5342 | 3650 |
| Total Plays | 822 | 848 |
| Touchdowns | 49 | 22 |
| Yards Per Play | 6.5 | 4.3 |
| Yards Per Game | 410.9 | 280.8 |
| RUSHING YARDS | 2832 | 1340 |
| Attempts | 495 | 463 |
| Touchdowns | 31 | 13 |
| Yards Per Rush | 5.7 | 2.9 |
| Yards Per Game | 217.8 | 103.1 |
| PASSING YARDS | 2510 | 2310 |
| Attempts | 327 | 385 |
| Completions | 198 | 214 |
| Had Intercepted | 11 | 14 |
| Touchdowns | 18 | 9 |
| Completion Percentage | 60.6 | 55.6 |
| Yards Per Attempt | 7.68 | 6.00 |
| Yards Per Completion | 12.7 | 10.8 |
| Efficiency | 136.5 | 106.4 |
| Yards Per Game | 193.1 | 177.7 |
| PUNTING YARDS | 2106 | 2979 |
| Number of Punts | 51 | 74 |
| Average Punt | 41.3 | 40.3 |
| Had Blocked | 0 | 1 |
| Touchbacks | 5 | 4 |
| Net Punting | 38.6 | 37.5 |
| PUNT RETURN YARDS | 204 | 136 |
| Number of Returns | 27 | 18 |
| Touchdowns | 1 | 0 |
| Average Return | 7.6 | 7.6 |
| INTERCEPTION RETURN YARDS | 276 | 113 |
| Number of Interceptions | 14 | 11 |
| Touchdowns | 2 | 1 |
| Return Yards Per Interception | 19.7 | 10.3 |
| FUMBLE RETURN YARDS | 125 | 4 |
| Number of Returns | 6 | 1 |
| Touchdowns | 2 | 0 |
| Average Return | 20.8 | 4.0 |
| TOTAL RETURN YARDS | 605 | 253 |
| MISCELLANEOUS YARDS | 0 | 85 |
| KICKOFF RETURN YARDS | 660 | 1363 |
| Number of Returns | 26 | 57 |
| Touchdowns | 1 | 1 |
| Average Return | 25.4 | 23.9 |
| FIRST DOWNS | 248 | 210 |
| By Rushing | 132 | 86 |
| By Passing | 101 | 115 |
| By Penalty | 15 | 9 |
| Per Game | 19.1 | 16.2 |
| PENALTIES (#-Yards) | 55-471 | 77-604 |
| Penalties Per Game | 4.2 | 5.9 |
| Penalty Yards Per Game | 36.2 | 46.5 |
| FUMBLES (#-Lost) | 31-17 | 29-16 |
| TURNOVERS | 28 | 30 |
| Points Off Turnovers | 113 | 51 |
| AVERAGE STARTING FIELD POSITION | C31 | O32 |
| SACKS BY (#-Yards) | 35-234 | 15-98 |
| THIRD-DOWN CONVERSIONS | 68-162 | 69-190 |
| Percentage | 42.0 | 36.3 |
| FOURTH-DOWN CONVERSIONS | 6-10 | 9-23 |
| Percentage | 60.0 | 39.1 |
| TIME OF POSSESSION | 370:52 | 409:08 |
| Per Game | 28:32 | 31:28 |

Team Scoring

| | CU | Opp. |
|----------------------|--------------|--------------|
| TOTAL POINTS | 425 | 210 |
| Points Per Game | 32.7 | 16.2 |
| TOUCHDOWNS | 55 | 25 |
| By Rushing | 31 | 13 |
| By Passing | 18 | 9 |
| By Return/Recovery | 6 | 3 |
| FIELD GOALS | 15-22 | 11-14 |
| PAT (Kicks) | 46-51 | 23-23 |
| PAT (Runs) | 0-1 | 0-1 |
| PAT (Passes) | 2-3 | 1-1 |
| PAT (Returns) | 0 | 1 |
| SAFETIES | 0 | 0 |

Scoring By Quarters

| | 1st | 2nd | 3rd | 4th | OT | Tot |
|-----------|-----|-----|-----|-----|----|-----|
| CLEMSON | 105 | 122 | 95 | 94 | 9 | 425 |
| Opponents | 33 | 48 | 71 | 48 | 10 | 210 |

Offensive Stats

| # | RUSHING | GP-S | Car | Gain | Loss | Net | Y/C | C/G | Y/G | TD | 10+ | 20+ | LG |
|----|-------------------------|-------|------------|-------|-------|-------|-------|------|-------|-------|-------|-------|----|
| 1 | James Davis, RB | 13-13 | 203 | 1219 | 32 | 1187 | 5.8 | 15.6 | 91.3 | 17 | 32 | 12 | 64 |
| 28 | C.J. Spiller, RB | 13-1 | 129 | 960 | 22 | 938 | 7.3 | 9.9 | 72.2 | 10 | 26 | 7 | 80 |
| 39 | Demerick Chancellor, RB | 7-0 | 45 | 283 | 7 | 276 | 6.1 | 6.4 | 39.4 | 1 | 7 | 3 | 27 |
| 37 | Reggie Merriweather, RB | 9-0 | 30 | 173 | 2 | 171 | 5.7 | 3.3 | 19.0 | 2 | 4 | 2 | 26 |
| 6 | Jacoby Ford, WR | 13-0 | 8 | 104 | 0 | 104 | 13.0 | 0.6 | 8.0 | 0 | 5 | 1 | 38 |
| 14 | Will Proctor, QB | 13-13 | 61 | 217 | 132 | 85 | 1.4 | 4.7 | 6.5 | 1 | 9 | 1 | 20 |
| 2 | Chansi Stuckey, WR | 10-10 | 8 | 42 | 8 | 34 | 4.3 | 0.8 | 3.4 | 0 | 1 | 0 | 19 |
| 10 | Cullen Harper, QB | 4-0 | 5 | 28 | 8 | 20 | 4.0 | 1.3 | 5.0 | 0 | 1 | 0 | 14 |
| 35 | Paul Macko, RB | 7-0 | 4 | 19 | 0 | 19 | 4.8 | 0.6 | 2.7 | 0 | 1 | 0 | 12 |
| 26 | La'Donte Harris, WR | 12-0 | 1 | 0 | 0 | 0 | 0.0 | 0.1 | 0.0 | 0 | 0 | 0 | 0 |
| | TEAM | 13-13 | 1 | 0 | 2 | -2 | -2.0 | 0.1 | -0.2 | 0 | 0 | 0 | -2 |
| | CLEMSON | 13-13 | 495 | 3045 | 213 | 2832 | 5.7 | 38.1 | 217.8 | 31 | 86 | 26 | 80 |
| | Opponents | 13-13 | 463 | 1744 | 404 | 1340 | 2.9 | 35.6 | 103.1 | 13 | 40 | 8 | 40 |
| | | | | | | | | | | | | | |
| # | PASSING | GP-S | Cm-Att-I | Yards | TD | LG | 20+ | Cm% | Y/A | Y/C | Y/G | Eff | |
| 14 | Will Proctor, QB | 13-13 | 183-304-11 | 2353 | 16 | 82 | 36 | 60.2 | 7.74 | 12.9 | 181.0 | 135.3 | |
| 10 | Cullen Harper, QB | 4-0 | 14-20-0 | 155 | 2 | 39 | 1 | 70.0 | 7.75 | 11.1 | 38.8 | 168.1 | |
| 11 | Tribble Reese, QB | 2-0 | 1-3-0 | 2 | 0 | 2 | 0 | 33.3 | 0.67 | 2.0 | 1.0 | 38.9 | |
| | CLEMSON | 13-13 | 198-327-11 | 2510 | 18 | 82 | 37 | 60.6 | 7.68 | 12.7 | 193.1 | 136.5 | |
| | Opponents | 13-13 | 214-385-14 | 2310 | 9 | 70 | 19 | 55.6 | 6.00 | 10.8 | 177.7 | 106.4 | |
| | | | | | | | | | | | | | |
| # | RECEIVING | GP-S | Rec | Yards | Y/Rec | Rec/G | Y/G | TD | 20+ | LG | | | |
| 2 | Chansi Stuckey, WR | 10-10 | 50 | 700 | 14.0 | 5.0 | 70.0 | 3 | 12 | 60 | | | |
| 80 | Aaron Kelly, WR | 13-5 | 30 | 355 | 11.8 | 2.3 | 27.3 | 3 | 4 | 41 | | | |
| 13 | Tyler Grisham, WR | 13-6 | 25 | 264 | 10.6 | 1.9 | 20.3 | 3 | 4 | 22 | | | |
| 28 | C.J. Spiller, RB | 13-1 | 19 | 210 | 11.1 | 1.5 | 16.2 | 2 | 2 | 82 | | | |
| 89 | Thomas Hunter, TE | 11-11 | 16 | 305 | 19.1 | 1.5 | 27.7 | 0 | 6 | 71 | | | |
| 6 | Jacoby Ford, WR | 13-0 | 15 | 187 | 12.5 | 1.2 | 14.4 | 2 | 2 | 76 | | | |
| 5 | Rendrick Taylor, WR | 7-4 | 12 | 152 | 12.7 | 1.7 | 21.7 | 1 | 3 | 32 | | | |
| 1 | James Davis, RB | 13-13 | 6 | 115 | 19.2 | 0.5 | 8.8 | 0 | 2 | 54 | | | |
| 86 | Michael Palmer, TE | 13-3 | 5 | 30 | 6.0 | 0.4 | 2.3 | 0 | 0 | 11 | | | |
| 41 | Alex Pearson, FB | 13-2 | 4 | 27 | 6.8 | 0.3 | 2.1 | 2 | 0 | 12 | | | |
| 85 | Andrew Diomande, WR | 4-0 | 3 | 55 | 18.3 | 0.8 | 13.8 | 0 | 1 | 39 | | | |
| 39 | Demerick Chancellor, RB | 7-0 | 3 | 30 | 10.0 | 0.4 | 4.3 | 0 | 0 | 11 | | | |
| 26 | La'Donte Harris, WR | 12-0 | 3 | 14 | 4.7 | 0.3 | 1.2 | 0 | 0 | 6 | | | |
| 35 | Paul Macko, RB | 7-0 | 2 | 6 | 3.0 | 0.3 | 0.9 | 0 | 0 | 4 | | | |
| 82 | Durrell Barry, TE | 9-1 | 2 | 41 | 20.5 | 0.2 | 4.6 | 1 | 1 | 32 | | | |
| 37 | Reggie Merriweather, RB | 9-0 | 2 | 4 | 2.0 | 0.2 | 0.4 | 0 | 0 | 4 | | | |
| 83 | Nelson Faerber, WR | 11-0 | 1 | 15 | 15.0 | 0.1 | 1.4 | 1 | 0 | 15 | | | |
| | CLEMSON | 13-13 | 198 | 2510 | 12.7 | 15.2 | 193.1 | 18 | 37 | 82 | | | |
| | Opponents | 13-13 | 214 | 2310 | 10.8 | 16.5 | 177.7 | 9 | 19 | 70 | | | |
| | | | | | | | | | | | | | |
| # | TOTAL OFFENSE | GP-S | PL | Rush | Pass | Tot | Y/PL | TDR | Y/G | | | | |
| 14 | Will Proctor, QB | 13-13 | 365 | 85 | 2353 | 2438 | 6.7 | 17 | 187.5 | | | | |
| 1 | James Davis, RB | 13-13 | 203 | 1187 | --- | 1187 | 5.8 | 17 | 91.3 | | | | |
| 28 | C.J. Spiller, RB | 13-1 | 129 | 938 | --- | 938 | 7.3 | 10 | 72.2 | | | | |
| 39 | Demerick Chancellor, RB | 7-0 | 45 | 276 | --- | 276 | 6.1 | 1 | 39.4 | | | | |
| 10 | Cullen Harper, QB | 4-0 | 25 | 20 | 155 | 175 | 7.0 | 2 | 43.8 | | | | |
| 37 | Reggie Merriweather, RB | 9-0 | 30 | 171 | --- | 171 | 5.7 | 2 | 19.0 | | | | |
| 6 | Jacoby Ford, WR | 13-0 | 8 | 104 | --- | 104 | 13.0 | 0 | 8.0 | | | | |
| 2 | Chansi Stuckey, WR | 10-10 | 8 | 34 | --- | 34 | 4.3 | 0 | 3.4 | | | | |
| 35 | Paul Macko, RB | 7-0 | 4 | 19 | --- | 19 | 4.8 | 0 | 2.7 | | | | |
| 11 | Tribble Reese, QB | 2-0 | 3 | --- | 2 | 2 | 0.7 | 0 | 1.0 | | | | |
| 26 | La'Donte Harris, WR | 12-0 | 1 | 0 | --- | 0 | 0.0 | 0 | 0.0 | | | | |
| | TEAM | 13-13 | 1 | -2 | --- | -2 | -2.0 | 0 | -0.2 | | | | |
| | CLEMSON | 13-13 | 822 | 2832 | 2510 | 5342 | 6.5 | 49 | 410.9 | | | | |
| | Opponents | 13-13 | 848 | 1340 | 2310 | 3650 | 4.3 | 22 | 280.8 | | | | |
| | | | | | | | | | | | | | |
| # | ALL-PURPOSE | GP-S | PL | Rush | Rec | PR | KOR | Tot | TD | Y/G | | | |
| 28 | C.J. Spiller, RB | 13-1 | 172 | 938 | 210 | 33 | 234 | 1415 | 12 | 108.8 | | | |
| 1 | James Davis, RB | 13-13 | 209 | 1187 | 115 | --- | --- | 1302 | 17 | 100.2 | | | |
| 6 | Jacoby Ford, WR | 13-0 | 51 | 104 | 187 | 166 | 426 | 883 | 4 | 67.9 | | | |
| 2 | Chansi Stuckey, WR | 10-10 | 58 | 34 | 700 | --- | --- | 734 | 3 | 73.4 | | | |
| 80 | Aaron Kelly, WR | 13-5 | 30 | --- | 355 | --- | --- | 355 | 3 | 27.3 | | | |
| 39 | Demerick Chancellor, RB | 7-0 | 48 | 276 | 30 | --- | --- | 306 | 1 | 43.7 | | | |
| 89 | Thomas Hunter, TE | 11-11 | 16 | --- | 305 | --- | --- | 305 | 0 | 27.7 | | | |
| 13 | Tyler Grisham, WR | 13-6 | 26 | --- | 264 | 5 | --- | 269 | 3 | 20.7 | | | |
| 37 | Reggie Merriweather, RB | 9-0 | 32 | 171 | 4 | --- | --- | 175 | 2 | 19.4 | | | |
| 5 | Rendrick Taylor, WR | 7-4 | 12 | --- | 152 | --- | --- | 152 | 1 | 21.7 | | | |
| 14 | Will Proctor, QB | 13-13 | 61 | 85 | --- | --- | --- | 85 | 1 | 6.5 | | | |
| 85 | Andrew Diomande, WR | 4-0 | 3 | --- | 55 | --- | --- | 55 | 0 | 13.8 | | | |
| 82 | Durrell Barry, TE | 9-1 | 2 | --- | 41 | --- | --- | 41 | 1 | 4.6 | | | |
| 86 | Michael Palmer, TE | 13-3 | 5 | --- | 30 | --- | --- | 30 | 0 | 2.3 | | | |
| 41 | Alex Pearson, FB | 13-2 | 4 | --- | 27 | --- | --- | 27 | 2 | 2.1 | | | |
| 35 | Paul Macko, RB | 7-0 | 6 | 19 | 6 | --- | --- | 25 | 0 | 3.6 | | | |
| 10 | Cullen Harper, QB | 4-0 | 5 | 20 | --- | --- | --- | 20 | 0 | 5.0 | | | |
| 83 | Nelson Faerber, WR | 11-0 | 1 | --- | 15 | --- | --- | 15 | 1 | 1.4 | | | |
| 26 | La'Donte Harris, WR | 12-0 | 4 | 0 | 14 | --- | --- | 14 | 0 | 1.2 | | | |
| | TEAM | 13-13 | 1 | -2 | --- | --- | --- | -2 | 0 | -0.2 | | | |
| | CLEMSON | 13-13 | 746 | 2832 | 2510 | 204 | 660 | 6206 | 51 | 477.4 | | | |
| | Opponents | 13-13 | 752 | 1340 | 2310 | 136 | 1363 | 5149 | 23 | 396.1 | | | |



Defensive Stats

| # Player | GP-S | *PL | Hit | Ast | Tot | TFL | Sacks | PBU | QP | ^ST |
|---------------------------|--------------|-----|------------|------------|-------------|---------------|---------------|-----------|------------|------------|
| 32 Nick Watkins, LB | 13-13 | 657 | 78 | 38 | 116 | 7-12 | 1-1 | 1 | 2 | 11 |
| 22 Chris Clemons, S | 13-13 | 725 | 61 | 41 | 102 | 1-1 | | 8 | | 6 |
| 43 Antonio Clay, LB | 13-11 | 565 | 66 | 29 | 95 | 9.5-28 | 1.5-6 | 4 | 2 | 1 |
| 3 Duane Coleman, CB | 12-12 | 561 | 59 | 22 | 81 | 2-2 | 1-1 | 2 | | 11 |
| 42 Maurice Nelson, LB | 13-11 | 540 | 27 | 44 | 71 | 5-24 | 2-15 | 2 | 1 | 3 |
| 25 Michael Hamlin, S | 10-10 | 576 | 47 | 17 | 64 | 5-12 | | 3 | | 6 |
| 93 Gaines Adams, DE | 13-13 | 582 | 42 | 20 | 62 | 17.5-106 | 12.5-87 | 6 | 25 | |
| 97 Dorell Scott, DT | 13-13 | 430 | 32 | 22 | 54 | 4-24 | 3-21 | | 8 | |
| 94 Phillip Merling, DE | 13-13 | 515 | 31 | 15 | 46 | 10-56 | 3-19 | 4 | 20 | |
| 38 Chris Chancellor, CB | 13-4 | 288 | 27 | 11 | 38 | 1-8 | | 5 | | 9 |
| 18 Crezdon Butler, CB | 13-0 | 248 | 23 | 11 | 34 | 1-2 | | 3 | | 6 |
| 12 C.J. Gaddis, DB | 12-11 | 590 | 25 | 8 | 33 | 8.5-41 | 1.5-21 | 3 | | 2 |
| 33 Kavell Conner, LB | 13-0 | 138 | 17 | 14 | 31 | | | | 1 | 4 |
| 91 Rashaad Jackson, DT | 13-1 | 315 | 14 | 12 | 26 | 1-2 | | 2 | 10 | |
| 45 Cortney Vincent, LB | 13-2 | 173 | 17 | 7 | 24 | 1-5 | | 1 | 1 | 3 |
| 17 Roy Walker, S | 9-2 | 226 | 13 | 9 | 22 | | | 1 | | |
| 7 Ricky Sapp, DE | 13-0 | 197 | 12 | 8 | 20 | 6-38 | 4-36 | 2 | 9 | |
| 44 Donnell Clark, DT | 13-0 | 260 | 10 | 8 | 18 | | | | 2 | |
| 50 Jock McKissic, DT | 13-12 | 418 | 9 | 9 | 18 | 2.5-4 | 0.5-2 | | 10 | |
| 24 Kevin Alexander, LB | 13-0 | 40 | 10 | 6 | 16 | 1-3 | 1-3 | | | 7 |
| 48 Jeremy Campbell, LB | 10-0 | 106 | 9 | 6 | 15 | 1-1 | | 1 | | |
| 95 Brandon Cannon, DE | 13-0 | 243 | 8 | 7 | 15 | 4-20 | 3-17 | | 3 | |
| 23 Chris Russell, S | 13-0 | 170 | 11 | 2 | 13 | 1-2 | | 3 | | 1 |
| 47 Josh Miller, LB | 13-0 | 121 | 5 | 7 | 12 | | | 2 | | 2 |
| 98 Kwam Williams, DE | 8-0 | 86 | 8 | 2 | 10 | 1-1 | | | 4 | |
| 27 Sadat Chambers, LB/S | 11-0 | 117 | 8 | 2 | 10 | | | | 1 | 3 |
| 6 Jacoby Ford, WR | 13-0 | -- | 8 | 2 | 10 | | | | | 10 |
| 57 Antwon Murchison, DT | 8-0 | 101 | 7 | 1 | 8 | 1-1 | | 1 | | |
| 8 Jamie Cumbie, DE | 9-0 | 104 | 5 | 3 | 8 | 2-8 | 1-5 | 1 | 1 | |
| 9 Ray Ray McElrathbey, RB | 13-0 | 1 | 5 | 1 | 6 | | | | | 6 |
| 13 Tyler Grisham, WR | 13-6 | -- | 4 | 2 | 6 | | | | | 5 |
| 15 Sergio Gilliam, CB | 13-0 | 111 | 3 | 3 | 6 | 1-3 | | 1 | | |
| 29 Haydrian Lewis, CB | 8-1 | 92 | 4 | 1 | 5 | | | 1 | | |
| 99 Etta Etta-Tawo, DT | 5-0 | 54 | 4 | 0 | 4 | | | | | |
| 40 Anthony Waters, LB | 1-1 | 38 | 2 | 1 | 3 | | | | 2 | |
| 54 Colin Leonard, LS | 13-0 | -- | 1 | 2 | 3 | | | | | 3 |
| 84 Akeem Robinson, TE | 13-9 | -- | 1 | 2 | 3 | | | | | 3 |
| 56 Elsmore Gabriel, DT | 4-0 | 31 | 2 | 0 | 2 | | | | 1 | |
| 41 Alex Pearson, FB | 13-2 | -- | 1 | 1 | 2 | | | | | 2 |
| 7 Jad Dean, PK | 13-13 | -- | 0 | 2 | 2 | | | | | 2 |
| 52 Bryan Baker, DT | 2-0 | 16 | 1 | 0 | 1 | | | | | |
| 46 Britton Whetsell, LB | 2-0 | 4 | 1 | 0 | 1 | | | | | |
| 5 Rendrick Taylor, WR | 7-4 | -- | 1 | 0 | 1 | | | | | |
| 89 Thomas Hunter, TE | 11-11 | -- | 1 | 0 | 1 | | | | | |
| 30 Cole Chason, P | 13-11 | -- | 1 | 0 | 1 | | | | | 1 |
| 1 James Davis, RB | 13-13 | -- | 1 | 0 | 1 | | | | | |
| 79 Barry Richardson, OT | 13-13 | -- | 0 | 1 | 1 | | | | | |
| Totals | 13-13 | | 722 | 399 | 1121 | 94-404 | 35-234 | 57 | 103 | 107 |

| # INTERCEPTIONS | GP-S | Int | Yards | Avg | TD | LG |
|------------------------|--------------|-----------|------------|-------------|----------|-----------|
| 18 Crezdon Butler, CB | 13-0 | 3 | 35 | 11.7 | 0 | 37 |
| 32 Nick Watkins, LB | 13-13 | 3 | 26 | 8.7 | 1 | 26 |
| 25 Michael Hamlin, S | 10-10 | 2 | 90 | 45.0 | 0 | 74 |
| 12 C.J. Gaddis, DB | 12-11 | 2 | 27 | 13.5 | 0 | 21 |
| 3 Duane Coleman, CB | 12-12 | 1 | 6 | 6.0 | 0 | 6 |
| 50 Jock McKissic, DT | 13-12 | 1 | 82 | 82.0 | 1 | 82 |
| 22 Chris Clemons, S | 13-13 | 1 | 10 | 10.0 | 0 | 10 |
| 45 Cortney Vincent, LB | 13-2 | 1 | 0 | 0.0 | 0 | 0 |
| CLEMSON | 13-13 | 14 | 276 | 19.7 | 2 | 82 |
| Opponents | 13-13 | 11 | 113 | 10.3 | 1 | 34 |

Caused Fumbles (17): Watkins 3, G. Adams 2, Cannon 2, Coleman 2, Gaddis 2, Chambers 1, Clemons 1, Davis 1, Hamlin 1, Merling 1, Sapp 1

Recovered Fumbles (16): G. Adams 3, Coleman 3, Hamlin 2, Butler 1, Clark 1, Gilliam 1, Hunter 1, Nelson 1, TEAM 1, Watkins 1, Williams 1

Takeaways (30): Butler 4, Coleman 4, Hamlin 4, Watkins 4, G. Adams 3, Gaddis 2, Clark 1, Clemons 1, Gilliam 1, Hunter 1, McKissic 1, Nelson 1, TEAM 1, Vincent 1, Williams 1

Blocked Kicks (1): Grisham 1

* - defensive plays only (does not necessarily denote official plays, but rather snaps); ^ - special teams tackles; Note: Special teams tackles and tackles after turnovers are included in tackle totals.

Special Teams & Miscellaneous Stats

| # PUNTING | P | Yards | Y/P | LG | -20 | 50+ | TB | HB | Net |
|--------------------|-----------|-------------|-------------|-----------|-----------|-----------|----------|----------|-------------|
| 30 Cole Chason, P | 50 | 2064 | 41.3 | 55 | 12 | 8 | 4 | 0 | 38.6 |
| 49 Jimmy Maners, P | 1 | 42 | 42.0 | 42 | 0 | 0 | 1 | 0 | 42.0 |
| CLEMSON | 51 | 2106 | 41.3 | 55 | 12 | 8 | 5 | 0 | 38.6 |
| Opponents | 74 | 2979 | 40.3 | 60 | 23 | 13 | 4 | 1 | 37.5 |

| # FIELD GOALS | FG-FGA | Pct | 11-29 | 30-39 | 40-49 | 50+ | LG | HB |
|------------------|--------------|-------------|-------------|-------------|------------|------------|-----------|----------|
| 7 Jad Dean, PK | 15-22 | 68.2 | 9-10 | 3-7 | 3-3 | 0-2 | 45 | 1 |
| CLEMSON | 15-22 | 68.2 | 9-10 | 3-7 | 3-3 | 0-2 | 45 | 1 |
| Opponents | 11-14 | 78.6 | 4-4 | 7-10 | 0-0 | 0-0 | 37 | 0 |

| # KICKOFFS | KO | TB | GL | OB | Ret | Y/R | Avg Start | -21 |
|-------------------|-----------|-----------|----------|----------|----------------|-------------|-------------------|-----------|
| 7 Jad Dean, PK | 53 | 14 | 8 | 0 | 37-896 | 24.2 | 29 Y. Line | 26 |
| 30 Cole Chason, P | 27 | 4 | 1 | 1 | 20-467 | 23.4 | 33 Y. Line | 6 |
| 92 John Early, PK | ^0 | 0 | 0 | 0 | 0-0 | ----- | ----- | 0 |
| CLEMSON | 80 | 18 | 9 | 1 | 57-1363 | 23.9 | 30 Y. Line | 32 |
| Opponents | 46 | 17 | 7 | 1 | 26-660 | 25.4 | 26 Y. Line | 26 |

| # PUNT RETURNS | PR | Yards | Avg | TD | LG |
|----------------------|-----------|------------|------------|----------|-----------|
| 6 Jacoby Ford, WR | 15 | 166 | 11.1 | 1 | 92 |
| 28 C.J. Spiller, RB | 11 | 33 | 3.0 | 0 | 16 |
| 13 Tyler Grisham, WR | 1 | 5 | 5.0 | 0 | 5 |
| CLEMSON | 27 | 204 | 7.6 | 1 | 92 |
| Opponents | 18 | 136 | 7.6 | 0 | 46 |

| # KICKOFF RETURNS | KOR | Yards | Avg | TD | LG |
|---------------------|-----------|-------------|-------------|----------|-----------|
| 6 Jacoby Ford, WR | 13 | 426 | 32.8 | 1 | 94 |
| 28 C.J. Spiller, RB | 13 | 234 | 18.0 | 0 | 25 |
| CLEMSON | 26 | 660 | 25.4 | 1 | 94 |
| Opponents | 57 | 1363 | 23.9 | 1 | 96 |

| # FUMBLE RETURNS | FR | Yards | Avg | TD | LG |
|-----------------------|----------|------------|-------------|----------|-----------|
| 93 Gaines Adams, DE | 3 | 85 | 28.3 | 1 | 66 |
| 15 Sergio Gilliam, CB | 1 | 31 | 31.0 | 1 | 31 |
| 3 Duane Coleman, CB | 2 | 9 | 4.5 | 0 | 5 |
| CLEMSON | 6 | 125 | 20.8 | 2 | 66 |
| Opponents | 1 | 4 | 4.0 | 0 | 4 |

| # SCORING | GP-S | TD | R-P-*Re | #2Pt | \$PAT | FG-A | Pts | Pts/G |
|-----------------------------|--------------|-----------|----------------|----------|--------------|--------------|------------|-------------|
| 1 James Davis, RB | 13-13 | 17 | 17-0-0 | | | | 102 | 7.8 |
| 7 Jad Dean, PK | 13-13 | 0 | 0-0-0 | | 46-50 | 15-22 | 91 | 7.0 |
| 28 C.J. Spiller, RB | 13-1 | 12 | 10-2-0 | | | | 72 | 5.5 |
| 6 Jacoby Ford, WR | 13-0 | 4 | 0-2-2 | | | | 24 | 1.8 |
| 2 Chansi Stuckey, WR | 10-10 | 3 | 0-3-0 | 1 | | | 20 | 2.0 |
| 13 Tyler Grisham, WR | 13-6 | 3 | 0-3-0 | | | | 18 | 1.4 |
| 80 Aaron Kelly, WR | 13-5 | 3 | 0-3-0 | | | | 18 | 1.4 |
| 37 Reggie Merriweather, RB | 9-0 | 2 | 2-0-0 | | | | 12 | 1.3 |
| 41 Alex Pearson, FB | 13-2 | 2 | 0-2-0 | | | | 12 | 0.9 |
| 39 Demerrick Chancellor, RB | 7-0 | 1 | 1-0-0 | | | | 6 | 0.9 |
| 5 Rendrick Taylor, WR | 7-4 | 1 | 0-1-0 | | | | 6 | 0.9 |
| 82 Durrell Barry, TE | 9-1 | 1 | 0-1-0 | | | | 6 | 0.7 |
| 83 Nelson Faerber, WR | 11-0 | 1 | 0-1-0 | | | | 6 | 0.5 |
| 93 Gaines Adams, DE | 13-13 | 1 | 0-0-1 | | | | 6 | 0.5 |
| 15 Sergio Gilliam, CB | 13-0 | 1 | 0-0-1 | | | | 6 | 0.5 |
| 50 Jock McKissic, DT | 13-12 | 1 | 0-0-1 | | | | 6 | 0.5 |
| 14 Will Proctor, QB | 13-13 | 1 | 1-0-0 | | | | 6 | 0.5 |
| 32 Nick Watkins, LB | 13-13 | 1 | 0-0-1 | | | | 6 | 0.5 |
| 86 Michael Palmer, TE | 13-3 | 0 | 0-0-0 | 1 | | | 2 | 0.2 |
| 92 John Early, PK | 1-0 | 0 | 0-0-0 | | 0-1 | | 0 | 0.0 |
| CLEMSON | 13-13 | 55 | 31-18-6 | 2 | 46-51 | 15-22 | 425 | 32.7 |
| Opponents | 13-13 | 25 | 13-9-3 | 2 | 23-23 | 11-14 | 210 | 16.2 |

| RED ZONE | Pos. | TD | FG | TO | MFG | Downs | Half |
|-----------|------|----|----|----|-----|-------|------|
| CLEMSON | 48 | 30 | 12 | 3 | 3 | 0 | 0 |
| Opponents | 36 | 17 | 8 | 5 | 2 | 2 | 2 |

| FIRST & GOAL | Pos. | TD | FG | TO | MFG | Downs | Half |
|--------------|------|----|----|----|-----|-------|------|
| CLEMSON | 27 | 22 | 4 | 1 | 0 | 0 | 0 |
| Opponents | 21 | 13 | 1 | 4 | 0 | 2 | 1 |

\$ - kicking only; * - returns and recoveries; # - PATs and safeties; ^ - attempted one on-side kick, which does not count as a kickoff

Scoreboard

| Date | Site | W-L | Score | Opponent (AP,USA) | Attendance | CU AP,USA | Leading Rusher(s) | Leading Passer(s) | Leading Receiver(s) | Leading Tackler(s) |
|-------|------|---------------------|-------|-----------------------|------------|-----------|-------------------|---------------------|----------------------|---------------------------|
| 9-2 | H | W | 54-6 | Florida Atlantic | 78,693 | 18,18 | Davis (14-94) | Proctor (13-20-166) | Stuckey (5-66) | Coleman, Hamlin (7) |
| 9-9 | A | L ^(2 OT) | 33-34 | *Boston College | 44,500 | 18,18 | Davis (24-93) | Proctor (25-40-343) | Stuckey (11-124) | Clay (12) |
| 9-16 | A | W | 27-20 | *Florida State (9,10) | 83,510 | | Davis (19-87) | Proctor (16-30-194) | Kelly (5-51) | Watkins (11) |
| 9-23 | H | W | 52-7 | *North Carolina | 81,886 | 19,23 | Davis (15-95) | Proctor (9-14-134) | D. Chancellor (3-30) | Watkins (6) |
| 9-30 | H | W | 51-0 | Louisiana Tech | 81,564 | 18,19 | Davis (11-143) | Proctor (5-8-100) | Stuckey (4-100) | Conner (7) |
| 10-7 | A | W | 27-17 | *Wake Forest | 35,920 | 15,15 | Spiller (9-104) | Proctor (20-30-214) | Kelly (5-91) | Coleman (13) |
| 10-12 | N1 | W | 63-9 | Temple | 30,246 | 12,12 | Davis (9-138) | Proctor (8-9-151) | Ford (3-67) | Butler, C. Chancellor (7) |
| 10-21 | H | W | 31-7 | *Georgia Tech (13,13) | 82,630 | 12,12 | Davis (21-216) | Proctor (7-16-105) | Grisham (2-25) | Clay (13) |
| 10-26 | A | L | 7-24 | *Virginia Tech | 66,233 | 10,11 | Spiller (10-41) | Proctor (11-28-86) | Grisham (3-34) | Clay (15) |
| 11-4 | H | L | 12-13 | *Maryland | 80,556 | 19,19 | Davis (20-90) | Proctor (18-27-251) | Stuckey (8-129) | Clemons (12) |
| 11-11 | H | W | 20-14 | *N.C. State | 81,785 | | Spiller (18-154) | Proctor (15-24-146) | Stuckey (5-72) | Clemons, Watkins (17) |
| 11-25 | H | L | 28-31 | South Carolina | 83,428 | 24,24 | Spiller (10-155) | Proctor (13-19-191) | Stuckey (4-47) | Clemons (12) |
| 12-29 | N2 | L | 20-28 | \$Kentucky | 68,024 | | Davis (8-53) | Proctor (23-39-272) | Kelly (6-66) | Hamlin (15) |

* - ACC game; \$ - Music City Bowl; N1 - Charlotte, NC; N2 - Nashville, TN; Note: **Bold** denotes a Clemson home game; rankings are prior to the particular game; official home attendance - 570,542 (81,506 per game), official total (home, away, and neutral) attendance - 898,975 (69,152 per game).



Team Game-By-Game Stats

| Category | FAU | ^BOC | FSU | UNC | LAT | WFU | TEM | GAT | VAT | UMD | NCS | USC | KEN | Totals |
|----------------------------------|--------|--------|--------|--------|--------|--------|--------|--------|---------|--------|--------|--------|--------|---------|
| Total Offense | 372 | 479 | 345 | 504 | 526 | 428 | 559 | 426 | 166 | 394 | 369 | 372 | 402 | 5342 |
| | 263 | 322 | 204 | 150 | 259 | 219 | 221 | 205 | 332 | 301 | 273 | 492 | 409 | 3650 |
| Plays | 62 | 81 | 58 | 79 | 58 | 69 | 58 | 54 | 56 | 68 | 63 | 52 | 64 | 822 |
| | 77 | 75 | 58 | 45 | 75 | 55 | 54 | 62 | 73 | 63 | 70 | 72 | 69 | 848 |
| Yards Per Play | 6.0 | 5.9 | 5.9 | 6.4 | 9.1 | 6.2 | 9.6 | 7.9 | 3.0 | 5.8 | 5.9 | 7.2 | 6.3 | 6.5 |
| | 3.4 | 4.3 | 3.5 | 3.3 | 3.5 | 4.0 | 4.1 | 3.3 | 4.5 | 4.8 | 3.9 | 6.8 | 5.9 | 4.3 |
| Rushing Yards | 199 | 136 | 151 | 324 | 393 | 214 | 337 | 321 | 80 | 143 | 223 | 181 | 130 | 2832 |
| | 47 | 110 | 102 | 54 | 33 | 31 | 111 | 88 | 224 | 54 | 178 | 208 | 100 | 1340 |
| Rush Attempts | 39 | 41 | 28 | 58 | 41 | 39 | 45 | 38 | 28 | 41 | 39 | 33 | 25 | 495 |
| | 34 | 37 | 38 | 22 | 29 | 31 | 29 | 37 | 58 | 28 | 45 | 35 | 40 | 463 |
| Passing Yards | 173 | 343 | 194 | 180 | 133 | 214 | 222 | 105 | 86 | 251 | 146 | 191 | 272 | 2510 |
| | 216 | 212 | 102 | 96 | 226 | 188 | 110 | 117 | 108 | 247 | 95 | 284 | 309 | 2310 |
| Pass Completions | 14 | 25 | 16 | 14 | 10 | 20 | 12 | 7 | 11 | 18 | 15 | 13 | 23 | 198 |
| | 20 | 22 | 11 | 7 | 23 | 19 | 13 | 12 | 9 | 23 | 10 | 24 | 21 | 214 |
| Pass Attempts | 23 | 40 | 30 | 21 | 17 | 30 | 13 | 16 | 28 | 27 | 24 | 19 | 39 | 327 |
| | 43 | 38 | 20 | 23 | 46 | 24 | 25 | 25 | 15 | 35 | 25 | 37 | 29 | 385 |
| Had Intercepted | 1 | 0 | 0 | 1 | 0 | 3 | 0 | 1 | 1 | 0 | 2 | 1 | 1 | 11 |
| | 1 | 0 | 0 | 1 | 4 | 1 | 0 | 1 | 0 | 1 | 2 | 3 | 0 | 14 |
| Completion % | 60.9 | 62.5 | 53.3 | 66.7 | 58.8 | 66.7 | 92.3 | 43.8 | 39.3 | 66.7 | 62.5 | 68.4 | 59.0 | 60.6 |
| | 46.5 | 57.9 | 55.0 | 30.4 | 50.0 | 79.2 | 52.0 | 48.0 | 60.0 | 65.7 | 40.0 | 64.9 | 72.4 | 55.6 |
| Passing Efficiency | 158.4 | 151.0 | 118.7 | 129.1 | 163.4 | 117.6 | 311.9 | 107.0 | 57.9 | 144.8 | 110.7 | 159.7 | 137.8 | 136.5 |
| | 84.1 | 113.4 | 97.8 | 56.8 | 73.9 | 164.1 | 102.2 | 92.5 | 120.5 | 128.7 | 55.9 | 113.1 | 196.1 | 106.4 |
| First Downs | 21 | 23 | 15 | 30 | 21 | 23 | 25 | 14 | 8 | 16 | 18 | 15 | 19 | 248 |
| | 18 | 22 | 11 | 8 | 16 | 14 | 11 | 12 | 15 | 18 | 16 | 28 | 21 | 210 |
| Total Touchdowns | 7 | 4 | 4 | 7 | 7 | 3 | 9 | 4 | 1 | 0 | 2 | 4 | 3 | 55 |
| | 0 | 4 | 2 | 1 | 0 | 2 | 1 | 1 | 3 | 1 | 2 | 4 | 4 | 25 |
| Rushing Touchdowns | 2 | 2 | 3 | 7 | 3 | 1 | 6 | 3 | 1 | 0 | 1 | 2 | 0 | 31 |
| | 0 | 2 | 1 | 1 | 0 | 0 | 0 | 0 | 3 | 0 | 1 | 4 | 1 | 13 |
| Passing Touchdowns | 3 | 2 | 1 | 0 | 2 | 1 | 3 | 1 | 0 | 0 | 1 | 1 | 3 | 18 |
| | 0 | 1 | 0 | 0 | 0 | 2 | 1 | 1 | 0 | 1 | 0 | 0 | 3 | 9 |
| Field Goals | 2-3 | 2-3 | 0-1 | 1-1 | 1-1 | 2-3 | 0-0 | 1-1 | 0-0 | 4-4 | 2-2 | 0-1 | 0-2 | 15-22 |
| | 2-2 | 2-3 | 1-1 | 0-0 | 0-0 | 1-1 | 1-1 | 0-1 | 1-1 | 2-2 | 0-0 | 1-1 | 0-1 | 11-14 |
| Punting | 0 | 6-40.2 | 7-39.4 | 0 | 2-51.0 | 2-34.0 | 1-42.0 | 5-48.0 | 10-39.4 | 5-41.8 | 5-36.2 | 5-44.4 | 3-43.7 | 51-41.3 |
| | 6-40.2 | 5-39.2 | 6-39.7 | 6-45.0 | 8-37.1 | 5-43.8 | 6-38.2 | 7-45.9 | 8-40.5 | 6-43.3 | 6-41.0 | 1-38.0 | 4-25.0 | 74-40.3 |
| Time of Possession | 25:46 | 31:01 | 26:40 | 38:17 | 25:18 | 31:37 | 26:13 | 27:41 | 24:10 | 31:08 | 29:42 | 27:03 | 26:16 | 28:32 |
| | 34:14 | 28:59 | 33:20 | 21:43 | 34:42 | 28:23 | 33:37 | 32:19 | 35:50 | 28:52 | 30:18 | 32:57 | 33:44 | 31:28 |
| Third-Down Conversions | 8-13 | 9-18 | 6-14 | 6-12 | 3-8 | 4-12 | 4-5 | 5-13 | 4-16 | 6-18 | 4-11 | 5-11 | 4-11 | 68-162 |
| | 8-18 | 8-16 | 7-17 | 1-10 | 6-18 | 2-11 | 2-12 | 4-15 | 6-18 | 5-14 | 7-17 | 6-10 | 7-14 | 69-190 |
| Average Starting Field Position* | 49 | 25 | 27 | 43 | 30 | 21 | 38 | 30 | 25 | 24 | 29 | 24 | 39 | 31 |
| | 28 | 31 | 29 | 19 | 32 | 50 | 38 | 29 | 35 | 28 | 34 | 27 | 32 | 32 |
| Turnovers | 4 | 1 | 0 | 1 | 3 | 4 | 2 | 2 | 2 | 0 | 3 | 2 | 4 | 28 |
| | 4 | 1 | 2 | 2 | 5 | 4 | 1 | 1 | 1 | 1 | 2 | 4 | 2 | 30 |
| Points Off Turnovers | 21 | 7 | 6 | 14 | 21 | 20 | 7 | 0 | 0 | 0 | 3 | 14 | 0 | 113 |
| | 6 | 0 | 0 | 0 | 0 | 10 | 0 | 0 | 7 | 0 | 7 | 7 | 14 | 51 |
| Penalties | 6-50 | 6-55 | 3-25 | 5-40 | 7-70 | 6-47 | 1-5 | 6-48 | 1-5 | 1-5 | 5-41 | 3-30 | 5-50 | 55-471 |
| | 4-35 | 7-54 | 5-38 | 9-65 | 7-55 | 4-45 | 10-65 | 7-65 | 3-22 | 6-31 | 2-10 | 5-35 | 8-84 | 77-604 |
| Punt Returns | 4-117 | 0-0 | 2-7 | 4-6 | 4-16 | 0-0 | 3-23 | 3-4 | 3-5 | 1-18 | 2-7 | 0-0 | 1-1 | 27-204 |
| | 0-0 | 2-15 | 4-9 | 0-0 | 1-2 | 1-0 | 0-0 | 3-29 | 2-16 | 0-0 | 2-6 | 0-0 | 3-59 | 18-136 |
| Kickoff Returns | 3-61 | 4-74 | 1-25 | 1-11 | 1-94 | 0-0 | 3-99 | 0-0 | 3-65 | 3-52 | 2-85 | 1-17 | 4-77 | 26-660 |
| | 6-110 | 5-213 | 2-28 | 5-75 | 5-148 | 6-138 | 9-240 | 5-101 | 1-14 | 3-62 | 4-100 | 4-93 | 2-41 | 57-1363 |
| Interceptions | 1-74 | 0-0 | 0-0 | 1-10 | 4-61 | 1-21 | 0-0 | 1-0 | 0-0 | 1-22 | 2-6 | 3-82 | 0-0 | 14-276 |
| | 1-0 | 0-0 | 0-0 | 1-2 | 0-0 | 3-39 | 0-0 | 1-0 | 1-5 | 0-0 | 2-34 | 1-33 | 1-0 | 11-113 |
| Sacks | 3-13 | 2-2 | 4-11 | 2-12 | 4-29 | 4-34 | 5-40 | 2-11 | 2-21 | 2-11 | 1-11 | 0-0 | 4-39 | 35-234 |
| | 1-8 | 2-20 | 0-0 | 1-4 | 0-0 | 0-0 | 0-0 | 1-11 | 0-0 | 1-1 | 2-10 | 3-25 | 4-19 | 15-98 |

* - in teams' own territory; ^ - double overtime game; Note: Clemson totals on top, opponent totals on bottom; **bold** denotes a Clemson home game.

Superlatives



| Category | Clemson Team High | Opponent Team High |
|----------------------------------|---|---|
| Total Offense | 559 vs. Temple, 10/12 | 492 by South Carolina, 11/25 |
| Plays | 81 vs. Boston College [^] , 9/9 | 77 by Florida Atlantic, 9/2 |
| Yards Per Play | 9.6 vs. Temple, 10/12 | 6.8 by South Carolina, 11/25 |
| Rushing Yards | 393 vs. Louisiana Tech, 9/30 | 224 by Virginia Tech, 10/26 |
| Rush Attempts | 58 vs. North Carolina, 9/23 | 58 by Virginia Tech, 10/26 |
| Yards Per Rush | 9.6 vs. Louisiana Tech, 9/30 | 5.9 by South Carolina, 11/25 |
| Rushing Touchdowns | 7 vs. North Carolina, 9/23 | 4 by South Carolina, 11/25 |
| Longest Rush | 80 vs. South Carolina, 11/25 | 40 by Virginia Tech, 10/26 |
| Passing Yards | 343 vs. Boston College [^] , 9/9 | 309 by Kentucky, 12/29 |
| Pass Completions | 25 vs. Boston College [^] , 9/9 | 24 by South Carolina, 11/25 |
| Pass Attempts | 40 vs. Boston College [^] , 9/9 | 46 by Louisiana Tech, 9/30 |
| Completion % (min. 10 comp.) | 92.3 vs. Temple, 10/12 | 79.2 by Wake Forest, 10/7 |
| Pass Efficiency (min. 10 comp.) | 311.9 vs. Temple, 10/12 | 196.1 by Kentucky, 12/29 |
| Passing Touchdowns | 3 vs. Florida Atlantic, 9/2 | 3 by Kentucky, 12/29 |
| | 3 vs. Temple, 10/12 | |
| | 3 vs. Kentucky, 12/29 | |
| Longest Pass | 82 vs. Boston College [^] , 9/9 | 70 by Kentucky, 12/29 |
| First Downs | 30 vs. North Carolina, 9/23 | 28 by South Carolina, 11/25 |
| Total Touchdowns | 9 vs. Temple, 10/12 | 4 by Boston College [^] , 9/9 |
| | | 4 by South Carolina, 11/25 |
| | | 4 by Kentucky, 12/29 |
| Points | 63 vs. Temple, 10/12 | 34 by Boston College [^] , 9/9 |
| Field Goals | 4 vs. Maryland, 11/4 | 2 by Florida Atlantic, 9/2 |
| | | 2 by Boston College [^] , 9/9 |
| | | 2 by Maryland, 11/4 |
| Punting Average (min. 3 punts) | 48.0 vs. Georgia Tech, 10/21 | 45.9 by Georgia Tech, 10/21 |
| Time of Possession | 38:17 vs. North Carolina, 9/23 | 35:50 by Virginia Tech, 10/26 |
| Penalties | 7 vs. Louisiana Tech, 9/30 | 10 by Temple, 10/12 |
| Penalty Yards | 70 vs. Louisiana Tech, 9/30 | 84 by Kentucky, 12/29 |
| Turnovers | 4 vs. Florida Atlantic, 9/2 | 5 by Louisiana Tech, 9/30 |
| | 4 vs. Wake Forest, 10/7 | |
| | 4 vs. Kentucky, 12/29 | |
| Third-Down Conversions | 9 vs. Boston College [^] , 9/9 | 8 by Florida Atlantic, 9/2 |
| | | 8 by Boston College [^] , 9/9 |
| Third-Down Conversion % | 80.0 vs. Temple, 10/12 | 60.0 by South Carolina, 11/25 |
| Average Starting Field Position* | 49 vs. Florida Atlantic, 9/2 | 50 by Wake Forest, 10/7 |
| Punt Return Yards | 117 vs. Florida Atlantic, 9/2 | 59 by Kentucky, 12/29 |
| Kickoff Return Yards | 99 vs. Temple, 10/12 | 240 by Temple, 10/12 |
| Interception Return Yards | 82 vs. South Carolina, 11/25 | 39 by Wake Forest, 10/7 |
| Interceptions By Defense | 4 vs. Louisiana Tech, 9/30 | 3 by Wake Forest, 10/7 |
| Fumble Return Yards | 66 vs. Wake Forest, 10/7 | 4 by Georgia Tech, 10/21 |
| Sacks By Defense | 5 vs. Temple, 10/12 | 4 by Kentucky, 12/29 |



Jock McKissic intercepted a pass and raced 82 yards for a touchdown just before halftime against South Carolina on November 25, 2006.

| Category | Clemson Individual Best | Opponent Individual Best |
|---------------------------------|--|---|
| Total Offense | 340 by Will Proctor vs. Boston College [^] , 9/9 | 301 by Blake Mitchell (South Carolina), 11/25 |
| Rushing Yards | 216 by James Davis vs. Georgia Tech, 10/21 | 203 by Branden Ore (Virginia Tech), 10/26 |
| Rush Attempts | 26 by James Davis vs. Wake Forest, 10/7 | 37 by Branden Ore (Virginia Tech), 10/26 |
| Rushing Touchdowns | 4 by James Davis vs. North Carolina, 9/23 | 2 by Branden Ore (Virginia Tech), 10/26 |
| | | 2 by Mike Davis (South Carolina), 11/25 |
| Longest Rush | 80 by C.J. Spiller vs. South Carolina, 11/25 | 40 by Branden Ore (Virginia Tech), 10/26 |
| Passing Yards | 343 by Will Proctor vs. Boston College [^] , 9/9 | 299 by Andre' Woodson (Kentucky), 12/29 |
| Pass Completions | 25 by Will Proctor vs. Boston College [^] , 9/9 | 23 by Sam Hollenbach (Maryland), 11/4 |
| | | 23 by Blake Mitchell (South Carolina), 11/25 |
| Pass Attempts | 40 by Will Proctor vs. Boston College [^] , 9/9 | 38 by Matt Ryan (Boston College [^]), 9/9 |
| Completion % (min. 10 comp.) | 68.4 by Will Proctor vs. South Carolina, 11/25 | 78.3 by Riley Skinner (Wake Forest), 10/7 |
| Pass Efficiency (min. 10 comp.) | 174.2 by Will Proctor vs. Florida Atlantic, 9/2 | 196.5 by Andre' Woodson (Kentucky), 12/29 |
| Passing Touchdowns | 3 by Will Proctor vs. Florida Atlantic, 9/2 | 3 by Andre' Woodson (Kentucky), 12/29 |
| | 3 by Will Proctor vs. Kentucky, 12/29 | |
| Receptions | 11 by Chansi Stuckey vs. Boston College [^] , 9/9 | 9 by Eric Newman (Louisiana Tech), 9/30 |
| Receiving Yards | 129 by Chansi Stuckey vs. Maryland, 11/4 | 103 by Sidney Rice (South Carolina), 11/25 |
| Receiving Touchdowns | 1 by many (9) vs. many (10), many times (18) | 1 by many (9), many teams (6) |
| All-Purpose Yards | 216 by James Davis vs. Georgia Tech, 10/21 | 248 by Travis Shelton (Temple), 10/12 |
| Total Touchdowns | 4 by James Davis vs. North Carolina, 9/23 | 2 by Branden Ore (Virginia Tech), 10/26 |
| | | 2 by Mike Davis (South Carolina), 11/25 |
| Points | 24 by James Davis vs. North Carolina, 9/23 | 12 by Branden Ore (Virginia Tech), 10/26 |
| | | 12 by Mike Davis (South Carolina), 11/25 |
| Field Goals | 4 by Jad Dean vs. Maryland, 11/4 | 2 by Warley Leroy (Florida Atlantic), 9/2 |
| | | 2 by Ryan Ohliger (Boston College [^]), 9/9 |
| | | 2 by Dan Ennis (Maryland), 11/4 |
| Punting Average (min. 3 punts) | 48.0 by Cole Chason vs. Georgia Tech, 10/21 | 45.9 by Durant Brooks (Georgia Tech), 10/21 |
| Punt Return Yards | 94 by Jacoby Ford vs. Florida Atlantic, 9/2 | 59 by Rafael Little (Kentucky), 12/29 |
| Kickoff Return Yards | 99 by Jacoby Ford vs. Temple, 10/12 | 213 by Jeff Smith (Boston College [^]), 9/9 |
| Interception Return Yards | 82 by Jock McKissic vs. South Carolina, 11/25 | 34 by Willie Young (N.C. State), 11/11 |
| Interceptions | 2 by Crezdor Butler vs. Louisiana Tech, 9/30 | 1 by many (11), many teams (8) |
| Fumble Return Yards | 66 by Gaines Adams vs. Wake Forest, 10/7 | 4 by Philip Wheeler (Georgia Tech), 10/21 |
| Tackles | 17 by Chris Clemons vs. N.C. State, 11/11 | |
| | 17 by Nick Watkins vs. N.C. State, 11/11 | |
| Sacks | 2.5 by Gaines Adams vs. Florida State, 9/16 | |
| Tackles For Loss | 4 by C.J. Gaddis vs. Wake Forest, 10/7 | |

* - in teams' own territory; ^ - double overtime game; Note: **Bold** denotes a Clemson home game.



Individual Offensive & Special Teams Game-By-Game Stats

| RUSHING | #39 Chancellor | #1 Davis | #6 Ford | #10 Harper | #37 Merriweather | #14 Proctor | #28 Spiller | #2 Stuckey |
|------------------|----------------|-------------|------------|------------|------------------|-------------|-------------|------------|
| Opponent | Car-Yds-TD | Car-Yds-TD | Car-Yds-TD | Car-Yds-TD | Car-Yds-TD | Car-Yds-TD | Car-Yds-TD | Car-Yds-TD |
| Florida Atlantic | 1-4-0 | 14-94-1 | 1-10-0 | 2-(-5)-0 | 9-75-1 | 6-3-0 | 6-18-0 | 0-0-0 |
| Boston College^ | ----- | 24-93-2 | 0-0-0 | ----- | 5-15-0 | 7-(-3)-0 | 5-31-0 | 0-0-0 |
| Florida State | 0-0-0 | 19-87-2 | 1-38-0 | ----- | 3-11-0 | 2-15-1 | 2-(-4)-0 | 1-4-0 |
| North Carolina | 12-45-0 | 15-95-4 | 1-9-0 | 3-25-0 | 8-43-1 | 5-30-0 | 12-58-2 | 1-19-0 |
| Louisiana Tech | 11-113-0 | 11-143-2 | 0-0-0 | 0-0-0 | ----- | 1-(-3)-0 | 15-127-1 | 0-0-0 |
| Wake Forest | 0-0-0 | 26-95-0 | 1-13-0 | ----- | ----- | 3-2-0 | 9-104-1 | ----- |
| Temple | 21-114-1 | 9-138-3 | 0-0-0 | 0-0-0 | ----- | 1-8-0 | 12-73-2 | ----- |
| Georgia Tech | 0-0-0 | 21-216-2 | 0-0-0 | ----- | 0-0-0 | 1-(-11)-0 | 16-116-1 | ----- |
| Virginia Tech | ----- | 12-30-1 | 1-2-0 | ----- | ----- | 5-7-0 | 10-41-0 | 0-0-0 |
| Maryland | ----- | 20-90-0 | 0-0-0 | ----- | 1-3-0 | 9-9-0 | 9-41-0 | 2-0-0 |
| N.C. State | ----- | 13-34-0 | 1-5-0 | ----- | 0-0-0 | 6-21-0 | 18-154-1 | 1-9-0 |
| South Carolina | ----- | 11-19-0 | 1-12-0 | ----- | 3-23-0 | 6-(-25)-0 | 10-155-2 | 2-(-3)-0 |
| Kentucky | ----- | 8-53-0 | 1-15-0 | ----- | 1-1-0 | 9-32-0 | 5-24-0 | 1-5-0 |
| Totals | 45-276-1 | 203-1187-17 | 8-104-0 | 5-20-0 | 30-171-2 | 61-85-1 | 129-938-10 | 8-34-0 |

| PASSING | #10 Harper | #14 Proctor | #11 Reese |
|------------------|-------------------|--------------------|-------------------|
| Opponent | Cm-Att-Yds-Int-TD | Cm-Att-Yds-Int-TD | Cm-Att-Yds-Int-TD |
| Florida Atlantic | 1-3-7-0-0 | 13-20-166-1-3 | ----- |
| Boston College^ | ----- | 25-40-343-0-2 | ----- |
| Florida State | ----- | 16-30-194-0-1 | ----- |
| North Carolina | 5-7-46-0-0 | 9-14-134-1-0 | ----- |
| Louisiana Tech | 4-6-31-0-1 | 5-8-100-0-1 | 1-3-2-0-0 |
| Wake Forest | ----- | 20-30-214-3-1 | ----- |
| Temple | 4-4-71-0-1 | 8-9-151-0-2 | 0-0-0-0-0 |
| Georgia Tech | ----- | 7-16-105-1-1 | ----- |
| Virginia Tech | ----- | 11-28-86-1-0 | ----- |
| Maryland | ----- | 18-27-251-0-0 | ----- |
| N.C. State | ----- | 15-24-146-2-1 | ----- |
| South Carolina | ----- | 13-19-191-1-1 | ----- |
| Kentucky | ----- | 23-39-272-1-3 | ----- |
| Totals | 14-20-155-0-2 | 183-304-2353-11-16 | 1-3-2-0-0 |

| RECEIVING | #1 Davis | #6 Ford | #13 Grisham | #89 Hunter | #80 Kelly | #28 Spiller | #2 Stuckey | #5 Taylor |
|------------------|------------|------------|-------------|------------|------------|-------------|------------|------------|
| Opponent | Rec-Yds-TD | Rec-Yds-TD | Rec-Yds-TD | Rec-Yds-TD | Rec-Yds-TD | Rec-Yds-TD | Rec-Yds-TD | Rec-Yds-TD |
| Florida Atlantic | 0-0-0 | 0-0-0 | 0-0-0 | 1-28-0 | 2-21-1 | 2-17-0 | 5-66-1 | 3-34-1 |
| Boston College^ | 0-0-0 | 0-0-0 | 4-51-1 | 1-4-0 | 2-43-0 | 3-82-1 | 11-124-0 | 2-33-0 |
| Florida State | 1-54-0 | 1-(-7)-0 | 2-19-0 | 0-0-0 | 5-51-0 | 0-0-0 | 3-34-1 | 3-34-0 |
| North Carolina | 0-0-0 | 0-0-0 | 0-0-0 | 2-71-0 | 3-17-0 | 0-0-0 | 2-7-0 | 2-39-0 |
| Louisiana Tech | 0-0-0 | 0-0-0 | 1-12-0 | 0-0-0 | 0-0-0 | 2-13-0 | 4-100-1 | 0-0-0 |
| Wake Forest | 3-48-0 | 4-28-0 | 1-4-0 | 1-10-0 | 5-91-1 | 3-18-0 | ----- | 2-12-0 |
| Temple | 0-0-0 | 3-67-1 | 1-6-0 | 2-57-0 | 1-17-0 | 1-4-0 | ----- | ----- |
| Georgia Tech | 0-0-0 | 2-7-0 | 2-25-0 | 1-6-0 | 1-17-0 | 1-50-1 | ----- | ----- |
| Virginia Tech | 0-0-0 | 0-0-0 | 3-34-0 | ----- | 1-5-0 | 2-7-0 | 3-28-0 | ----- |
| Maryland | 0-0-0 | 2-6-0 | 3-28-0 | 2-79-0 | 1-7-0 | 2-2-0 | 8-129-0 | ----- |
| N.C. State | 0-0-0 | 1-2-0 | 2-29-1 | 2-15-0 | 2-11-0 | 1-0-0 | 5-72-0 | ----- |
| South Carolina | 0-0-0 | 1-76-1 | 1-7-0 | 4-35-0 | 1-9-0 | 2-17-0 | 4-47-0 | ----- |
| Kentucky | 2-13-0 | 1-8-0 | 5-49-1 | ----- | 6-66-1 | 0-0-0 | 5-93-0 | 0-0-0 |
| Totals | 6-115-0 | 15-187-2 | 25-264-3 | 16-305-0 | 30-355-3 | 19-210-2 | 50-700-3 | 12-152-1 |

| KICKING | #7 Dean FG | #30 Chason PUNTING | #49 Maners PUNTING |
|------------------|-----------------|--------------------|--------------------|
| Opponent | Made Missed | # Yds Avg -20 50+ | # Yds Avg -20 50+ |
| Florida Atlantic | 25,45 32 | 0 0 ---- 0 0 | -- -- -- -- -- |
| Boston College^ | 26,30 52 | 6 241 40.2 2 1 | -- -- -- -- -- |
| Florida State | --- 32 | 7 276 39.4 1 0 | -- -- -- -- -- |
| North Carolina | 42 --- | 0 0 ---- 0 0 | -- -- -- -- -- |
| Louisiana Tech | 40 --- | 2 102 51.0 1 1 | -- -- -- -- -- |
| Wake Forest | 20,23 53 | 2 68 34.0 0 0 | -- -- -- -- -- |
| Temple | --- --- | 0 0 ---- 0 0 | 1 42 42.0 0 0 |
| Georgia Tech | 25 --- | 5 240 48.0 2 2 | -- -- -- -- -- |
| Virginia Tech | --- --- | 10 394 39.4 0 0 | -- -- -- -- -- |
| Maryland | 27,32,25,22 --- | 5 209 41.8 1 2 | -- -- -- -- -- |
| N.C. State | 26,31 --- | 5 181 36.2 2 0 | -- -- -- -- -- |
| South Carolina | --- 39 | 5 222 44.4 2 2 | -- -- -- -- -- |
| Kentucky | --- 38,28 | 3 131 43.7 1 0 | -- -- -- -- -- |
| Totals | 15 7 | 50 2064 41.3 12 8 | 1 42 42.0 0 0 |

| RETURNS | #6 Ford PR | #13 Grisham PR | #28 Spiller PR | #6 Ford KOR | #28 Spiller KOR |
|------------------|-------------|----------------|----------------|-------------|-----------------|
| Opponent | # Yds Avg | # Yds Avg | # Yds Avg | # Yds Avg | # Yds Avg |
| Florida Atlantic | 2 94 47.0 | 0 0 --- | 2 23 11.5 | 2 44 22.0 | 1 17 17.0 |
| Boston College^ | 0 0 --- | 0 0 --- | 0 0 --- | 1 16 16.0 | 3 58 19.3 |
| Florida State | 1 12 12.0 | 0 0 --- | 1 -5 -5.0 | 0 0 --- | 1 25 25.0 |
| North Carolina | 3 14 4.7 | 0 0 --- | 1 -8 -8.0 | 0 0 --- | 1 11 11.0 |
| Louisiana Tech | 2 14 7.0 | 0 0 --- | 2 2 1.0 | 1 94 94.0 | 0 0 --- |
| Wake Forest | 0 0 --- | 0 0 --- | 0 0 --- | 0 0 --- | 0 0 --- |
| Temple | 1 4 4.0 | 1 5 5.0 | 1 14 14.0 | 3 99 33.0 | 0 0 --- |
| Georgia Tech | 2 0 0.0 | 0 0 --- | 1 4 4.0 | 0 0 --- | 0 0 --- |
| Virginia Tech | 1 -1 -1.0 | 0 0 --- | 2 6 3.0 | 1 24 24.0 | 2 41 20.5 |
| Maryland | 1 18 18.0 | 0 0 --- | 0 0 --- | 1 18 18.0 | 2 34 17.0 |
| N.C. State | 1 10 10.0 | 0 0 --- | 1 -3 -3.0 | 2 85 42.5 | 0 0 --- |
| South Carolina | 0 0 --- | 0 0 --- | 0 0 --- | 1 17 17.0 | 0 0 --- |
| Kentucky | 1 1 1.0 | 0 0 --- | 0 0 --- | 1 29 29.0 | 3 48 16.0 |
| Totals | 15 166 11.1 | 1 5 5.0 | 11 33 3.0 | 13 426 32.8 | 13 234 18.0 |

^ - double overtime game; Note: **Bold** denotes a Clemson home game.

Individual Defensive Game-By-Game Stats



| Opponent | #93 Adams PL-Tac-TFL-Sk | #24 Alexander PL-Tac-TFL-Sk | #52 Baker PL-Tac-TFL-Sk | #18 Butler PL-Tac-PBU-Int | #48 Campbell PL-Tac-TFL-Sk | #95 Cannon PL-Tac-TFL-Sk | #27 Chambers PL-Tac-TFL-Sk |
|------------------|----------------------------------|--------------------------------|------------------------------|-------------------------------|--------------------------------|------------------------------|-------------------------------|
| Florida Atlantic | *27-4-1-0 | 16-4-0-0 | 13-1-0-0 | 22-3-0-0 | 27-6-1-0 | 18-0-0-0 | 9-0-0-0 |
| Boston College^ | *54-2-0-0 | 0-0-0-0 | ----- | 8-2-0-0 | 8-3-0-0 | 17-0-0-0 | 0-0-0-0 |
| Florida State | *46-7-2.5-2.5 | 0-1-0-0 | ----- | 28-3-0-0 | ----- | 16-0-0-0 | 0-1-0-0 |
| North Carolina | *19-1-1-1 | 1-0-0-0 | ----- | 9-2-0-0 | 8-0-0-0 | 21-0-0-0 | 4-1-0-0 |
| Louisiana Tech | *32-4-1-1 | 10-3-0-0 | 3-0-0-0 | 28-5-1-2 | 22-3-0-0 | 24-2-0-0 | 26-3-0-0 |
| Wake Forest | *51-8-3-2 | 0-2-0-0 | ----- | 0-2-0-0 | 5-0-0-0 | 13-3-1-1 | 8-0-0-0 |
| Temple | *12-1-1-1 | 13-4-1-1 | ----- | 30-7-1-0 | 21-2-0-0 | 29-3-2-2 | 33-0-0-0 |
| Georgia Tech | *49-3-2-1 | 0-0-0-0 | ----- | 21-4-0-1 | 3-0-0-0 | 20-2-0-0 | 17-2-0-0 |
| Virginia Tech | *58-7-2-1 | 0-0-0-0 | ----- | 24-1-0-0 | ----- | 26-1-0-0 | 16-3-0-0 |
| Maryland | *56-4-1-1 | 0-1-0-0 | ----- | 12-2-1-0 | 2-0-0-0 | 17-2-1-0 | 1-0-0-0 |
| N.C. State | *67-10-0-0 | 0-1-0-0 | ----- | 25-0-0-0 | 2-1-0-0 | 6-0-0-0 | ----- |
| South Carolina | *61-5-1-0 | 0-0-0-0 | ----- | 19-3-0-0 | ----- | 18-0-0-0 | ----- |
| Kentucky | *50-6-2-2 | 0-0-0-0 | ----- | 22-0-0-0 | 8-0-0-0 | 18-2-0-0 | 3-0-0-0 |
| Totals | 582-62-17.5-12.5 | 40-16-1-1 | 16-1-0-0 | 248-34-3-3 | 106-15-1-0 | 243-15-4-3 | 117-10-0-0 |
| Opponent | #38 Chancellor PL-Tac-PBU-Int | #44 Clark PL-Tac-TFL-Sk | #43 Clay PL-Tac-TFL-Sk | #22 Clemons PL-Tac-PBU-Int | #3 Coleman PL-Tac-PBU-Int | #33 Conner PL-Tac-TFL-Sk | #8 Cumbie PL-Tac-TFL-Sk |
| Florida Atlantic | 22-3-0-0 | 18-2-0-0 | *29-1-0-0 | *43-3-1-0 | *38-7-0-0 | 17-3-0-0 | 28-2-0-0 |
| Boston College^ | 27-4-0-0 | 19-3-0-0 | *60-12-1-0 | *70-10-0-0 | *66-9-1-0 | 14-2-0-0 | ----- |
| Florida State | *26-2-0-0 | 17-1-0-0 | *44-8-1.5-0.5 | *58-5-1-0 | *50-10-0-0 | 12-4-0-0 | 4-0-0-0 |
| North Carolina | 16-2-0-0 | 17-3-0-0 | *15-4-1-0 | *26-5-2-1 | *23-4-0-0 | 15-1-0-0 | 8-2-0-0 |
| Louisiana Tech | *40-5-1-0 | 26-0-0-0 | *32-6-1-0 | *56-3-3-0 | *41-3-0-0 | 16-7-0-0 | 24-3-2-1 |
| Wake Forest | 11-2-0-0 | 19-1-0-0 | *50-6-0-0 | *57-12-0-0 | *57-13-1-0 | 0-1-0-0 | ----- |
| Temple | 21-7-0-0 | 20-2-0-0 | *24-2-0-0 | *19-4-0-0 | *16-3-0-0 | 19-2-0-0 | 24-1-0-0 |
| Georgia Tech | 2-1-0-0 | 23-1-0-0 | *52-13-3-1 | *66-9-0-0 | *46-6-0-0 | 11-4-0-0 | 4-0-0-0 |
| Virginia Tech | 7-2-0-0 | 27-1-0-0 | *59-15-1-0 | *69-6-0-0 | *52-6-0-0 | 8-2-0-0 | ----- |
| Maryland | 0-1-0-0 | 18-1-0-0 | *54-11-1-0 | *63-12-1-0 | *59-6-0-0 | 4-0-0-0 | ----- |
| N.C. State | 5-2-0-0 | 22-2-0-0 | 62-10-0-0 | *70-17-0-0 | *51-3-0-1 | 4-3-0-0 | 6-0-0-0 |
| South Carolina | *53-4-2-0 | 24-1-0-0 | *64-5-0-0 | *69-12-0-0 | *62-11-0-0 | 5-0-0-0 | 3-0-0-0 |
| Kentucky | *58-3-2-0 | 10-0-0-0 | 20-2-0-0 | *59-4-0-0 | ----- | 13-2-0-0 | 3-0-0-0 |
| Totals | 288-38-5-0 | 260-18-0-0 | 565-95-9.5-1.5 | 725-102-8-1 | 561-81-2-1 | 138-31-0-0 | 104-8-2-1 |
| Opponent | #99 Etta-Tawo PL-Tac-TFL-Sk | #56 Gabriel PL-Tac-TFL-Sk | #12 Gaddis PL-Tac-PBU-Int | #15 Gilliam PL-Tac-PBU-Int | #25 Hamlin PL-Tac-PBU-Int | #91 Jackson PL-Tac-TFL-Sk | #29 Lewis PL-Tac-PBU-Int |
| Florida Atlantic | 18-1-0-0 | 13-1-0-0 | ----- | 23-0-0-0 | *41-7-0-1 | 4-0-0-0 | *49-3-0-0 |
| Boston College^ | 2-0-0-0 | ----- | *35-2-0-0 | 6-0-0-0 | *59-5-0-0 | 23-3-0-0 | 11-0-0-0 |
| Florida State | 8-1-0-0 | ----- | 17-3-0-0 | 12-0-0-0 | ----- | 25-3-0-0 | ----- |
| North Carolina | 11-0-0-0 | ----- | *28-2-0-0 | 13-1-1-0 | ----- | 21-1-0-0 | 9-1-1-0 |
| Louisiana Tech | 15-2-0-0 | 3-1-0-0 | *48-2-1-0 | 28-2-0-0 | ----- | 30-1-0-0 | 10-1-0-0 |
| Wake Forest | ----- | ----- | *46-6-0-1 | 0-0-0-0 | *57-3-0-0 | 28-1-0-0 | 0-0-0-0 |
| Temple | ----- | 12-0-0-0 | *18-0-0-0 | 11-2-0-0 | *11-0-0-0 | 20-2-0-0 | 13-0-0-0 |
| Georgia Tech | ----- | 3-0-0-0 | *64-6-0-0 | 0-0-0-0 | *64-4-0-0 | 21-5-0-0 | ----- |
| Virginia Tech | ----- | ----- | *69-1-0-0 | 0-0-0-0 | *69-7-0-0 | 15-2-0-0 | ----- |
| Maryland | ----- | ----- | *63-1-0-0 | 2-0-0-0 | *63-9-0-1 | 30-1-0-0 | ----- |
| N.C. State | ----- | ----- | *66-1-1-0 | 1-0-0-0 | *71-4-1-0 | 38-4-0-0 | 0-0-0-0 |
| South Carolina | ----- | ----- | *72-3-1-1 | 10-1-0-0 | *72-10-2-0 | 24-0-0-0 | 0-0-0-0 |
| Kentucky | ----- | ----- | *64-6-0-0 | 5-0-0-0 | *69-15-0-0 | *36-3-1-0 | ----- |
| Totals | 54-4-0-0 | 31-2-0-0 | 590-33-3-2 | 111-6-1-0 | 576-64-3-2 | 315-26-1-0 | 92-5-1-0 |
| Opponent | #9 McElrathbey PL-Tac-PBU-Int | #50 McKissic PL-Tac-TFL-Sk | #94 Merling PL-Tac-TFL-Sk | #47 Miller PL-Tac-TFL-Sk | #57 Murchison PL-Tac-TFL-Sk | #42 Nelson PL-Tac-TFL-Sk | #23 Russell PL-Tac-PBU-Int |
| Florida Atlantic | 1-3-0-0 | *30-3-1-0 | *33-2-1-1 | 29-3-0-0 | 24-1-0-0 | 17-1-1-1 | 34-3-1-0 |
| Boston College^ | 0-1-0-0 | *48-2-0-0 | *60-4-2-0 | 6-0-0-0 | 6-0-0-0 | *66-8-0-0 | 7-1-0-0 |
| Florida State | 0-0-0-0 | *25-2-0.5-0.5 | *40-3-0.5-0.5 | 8-0-0-0 | 8-1-0-0 | *48-7-0-0 | 16-1-1-0 |
| North Carolina | 0-0-0-0 | *17-0-0-0 | *19-1-0-0 | 17-3-0-0 | 10-0-0-0 | *23-4-0-0 | 33-2-1-0 |
| Louisiana Tech | 0-0-0-0 | *25-2-1-0 | *30-2-1-1 | 39-4-0-0 | 15-1-0-0 | *42-5-1-0 | 22-0-0-0 |
| Wake Forest | 0-0-0-0 | *31-1-0-0 | *47-4-1-0 | 0-1-0-0 | ----- | *50-9-1-1 | 1-0-0-0 |
| Temple | 0-0-0-0 | *18-1-0-0 | *4-0-0-0 | 18-1-0-0 | 17-2-1-0 | *20-0-0-0 | 38-2-0-0 |
| Georgia Tech | 0-0-0-0 | *40-0-0-0 | *42-4-1-0 | 4-0-0-0 | 4-0-0-0 | *43-5-1-0 | 0-0-0-0 |
| Virginia Tech | 0-0-0-0 | *43-0-0-0 | *45-5-1.5-0.5 | 0-0-0-0 | 17-3-0-0 | *46-11-0-0 | 5-2-0-0 |
| Maryland | 0-1-0-0 | *32-1-0-0 | *44-6-1-0 | 0-0-0-0 | ----- | *59-5-0-0 | 0-0-0-0 |
| N.C. State | 0-0-0-0 | *31-1-0-0 | *55-5-0-0 | 0-0-0-0 | ----- | *59-7-1-0 | 1-0-0-0 |
| South Carolina | 0-1-0-0 | *44-1-0-0 | *48-5-0-0 | 0-0-0-0 | ----- | 6-3-0-0 | 3-0-0-0 |
| Kentucky | 0-0-0-0 | 34-4-0-0 | *48-5-1-0 | 0-0-0-0 | ----- | *61-6-0-0 | 10-2-0-0 |
| Totals | 1-6-0-0 | 418-18-2.5-0.5 | 515-46-10-3 | 121-12-0-0 | 101-8-1-0 | 540-71-5-2 | 170-13-3-0 |
| Opponent | #7 Sapp PL-Tac-TFL-Sk | #97 Scott PL-Tac-TFL-Sk | #45 Vincent PL-Tac-TFL-Sk | #17 Walker PL-Tac-PBU-Int | #40 Waters PL-Tac-TFL-Sk | #32 Watkins PL-Tac-TFL-Sk | #98 Williams PL-Tac-TFL-Sk |
| Florida Atlantic | 27-4-1-1 | *28-5-1-0 | 27-3-0-0 | 37-3-0-0 | *38-3-0-0 | *32-5-0-0 | 23-3-0-0 |
| Boston College^ | 17-0-0-0 | *41-4-0-0 | 0-0-0-0 | 17-4-0-0 | ----- | *73-9-2-1 | 5-0-0-0 |
| Florida State | 8-1-0-0 | *29-3-0-0 | 4-0-0-0 | *47-1-0-0 | ----- | *52-11-0-0 | 4-1-0-0 |
| North Carolina | 17-3-0-0 | *18-2-1-1 | 14-3-0-0 | *38-3-0-0 | ----- | *28-6-2-0 | 8-0-0-0 |
| Louisiana Tech | 27-2-1-1 | *25-3-0-0 | 15-1-0-0 | 34-6-1-0 | ----- | *37-6-2-0 | 18-1-0-0 |
| Wake Forest | 7-0-0-0 | *37-4-0-0 | 0-0-0-0 | ----- | ----- | *57-10-0-0 | ----- |
| Temple | 24-4-3-1 | *14-4-0-0 | 23-4-1-0 | 46-4-0-0 | ----- | *15-5-0-0 | 15-3-1-0 |
| Georgia Tech | 10-1-0-0 | *40-3-0-0 | 13-4-0-0 | 2-0-0-0 | ----- | *51-9-0-0 | 6-1-0-0 |
| Virginia Tech | 17-1-0-0 | *46-7-0-0 | 8-2-0-0 | 5-1-0-0 | ----- | *66-9-0-0 | ----- |
| Maryland | 6-0-0-0 | *31-2-1-1 | 2-0-0-0 | 0-0-0-0 | ----- | *58-11-0-0 | ----- |
| N.C. State | 11-1-1-1 | *31-4-0-0 | *10-2-0-0 | ----- | ----- | *65-17-0-0 | ----- |
| South Carolina | 14-2-0-0 | *46-4-0-0 | 8-1-0-0 | ----- | ----- | *67-10-0-0 | ----- |
| Kentucky | 12-1-0-0 | *44-9-1-1 | *49-4-0-0 | ----- | ----- | *56-8-1-0 | 7-1-0-0 |
| Totals | 197-20-6-4 | 430-54-4-3 | 173-24-1-0 | 226-22-1-0 | 38-3-0-0 | 657-116-7-1 | 86-10-1-0 |

* - start; ^ - double overtime game; Note: "PL" does not include special team plays or offensive plays; special team tackles are included; **bold** denotes a Clemson home game.



Game Reviews

Game 1

| | | |
|--|-------------------------|-----------|
| | Florida Atlantic | 6 |
| | Clemson | 54 |

September 2, 2006
Memorial Stadium • Clemson, SC

Clemson scored its most points in a season-opening game since the 1995 season in a 54-6 victory over Florida Atlantic at Memorial Stadium on September 2. It was the first meeting between the two schools.

The #18 Tigers scored seven touchdowns on the afternoon, including two rushing, three passing, and two on returns, while the Clemson defense held the Owls out of the endzone, allowing just two field goals. Both field goals came off Tiger turnovers in Clemson territory.

The win was marred by a season-ending injury by senior linebacker Anthony Waters, who was the ACC's leading returning tackler. He was lost for his collegiate career when he tore an ACL in the third quarter.

Senior Will Proctor, who made his second career start, was 13-20 for 166 yards and three touchdowns. He hit Chansi Stuckey, Rendrick Taylor, and Aaron Kelly for scores, as Stuckey had five catches for 66 yards, both game-highs.

James Davis rushed for 94 yards and a score on 14 carries, while Reggie Merriweather rushed for 75 yards and a touchdown on only nine carries. The duo combined for 169 yards on 23 carries, good for 7.3 yards per carry.

Jad Dean got the Tigers on the board with a 25-yard field goal after a 12-play, 63-yard drive in the first quarter. Clemson then took a 10-0 lead late in the first quarter on a 30-yard pass from Proctor to Stuckey.

After a second-quarter fumble by the Owls, the Tigers took over at the Florida Atlantic 26. Merriweather's one-yard plunge on fourth down gave the Tigers a 17-0 lead.

Florida Atlantic sustained its first drive of more than three plays later in the second quarter, keyed by Sean Clayton's

13-yard pass to Jamari Grant on third-and-11. But on the next play, Michael Hamlin stepped in front of Clayton's pass at the six and returned it for a touchdown. However, Clemson was flagged for a block in the back and took over at the Owl 30. The 74-yard return was the longest by a Tiger since 1978.

The Tigers converted two third downs on the ensuing drive to go ahead 24-0. The latter was a 14-yard pass from Proctor to Kelly for six points.

Proctor's first career interception on the first drive of the second half set up a Warley Leroy 24-yard field goal. On the following kickoff return, a Tiger fumble allowed Leroy to kick his second field goal of the quarter on the ensuing drive.

The Tigers responded with a nine-play, 83-yard drive. Davis had four carries of at least 10 yards on the drive, capped by his 22-yard run around left end for a touchdown.

Clemson upped its lead to 38-6 late in the third quarter. Punter Mike O'Neill's knee touched the ground as he attempted to catch a low snap at the Owl 18. On the next play, Proctor hit Taylor for a score, his first as a Tiger.

After Dean made a 45-yard field goal early in the fourth quarter, Florida Atlantic moved the ball near midfield before being forced to punt. O'Neill's punt backed Jacoby Ford inside of the Tiger 10, and the ball went through his hands and rolled in the direction of the Tiger sideline. But Ford scooped the ball and raced 92 yards down the sideline for a touchdown. It was the longest punt return in Clemson history.

Another freshman, defensive end Ricky Sapp, was key in Clemson scoring again on a return. Sapp hit Rusty Smith just before attempting a pass. Sergio Gilliam picked up the fumble and sprinted 31 yards for a touchdown.

The Tiger third-string defense kept the Owls out of the endzone after Florida Atlantic drove 79 yards in the last 5:19 of the game. Clemson's defense held from the one-yard line on the last two plays of the game.

Clemson played 73 players in the contest, including 34 on offense and 34 on defense. The Tigers also played 20 freshmen, eight of which were true-freshmen.

gave the Eagles a first-and-goal, then Matt Ryan found Kevin Challenger in the endzone for a nine-yard touchdown pass.

The Eagles put together a long drive and had first-and-goal at the Tiger two. But Michael Hamlin forced a fumble, and Gaines Adams scooped up the ball and returned it 14 yards. Two plays later, Spiller took a swing pass, avoided several Eagles, and raced 82 yards for a touchdown. It was his first career touchdown, as it gave the Tigers a 17-7 lead.

A 35-yard field goal by Ohliger late in the first half cut the Tiger lead to seven. Then Smith took the opening kickoff of the second half 96 yards to tie the score. It was the first kickoff return for a score against the Tigers since 2002.

In the fourth quarter, Ohliger missed a field goal, then Clemson drove 80 yards to take the lead. The drive was highlighted by a 24-yard pass to Rendrick Taylor on third-and-12. Davis carried over from one yard with 8:20 left.

Boston College took the ball down the field on its ensuing drive to tie the score. The drive was not without controversy, however. Ryan's pass to the Tiger 14 was caught simultaneously by Challenger and Hamlin, but Hamlin wrestled the ball away and came up with the ball. The play was ruled an interception, but the replay booth overturned the call. Four plays later, Ryan scored on a one-yard quarterback sneak with 4:59 remaining in the game.

Boston College took over first in the first overtime. But the Tiger defense came up big on a third-down play and forced Ohliger to make a 35-yard field goal.

On Clemson's first play, Proctor hit Stuckey down the sideline for 22 yards to the Eagle three. But on the next play, Spiller was dropped for a loss of four yards on a run around the end, and the Tigers settled for a Dean field goal.

Clemson took over first in the second overtime and was quickly backed up to the Eagle 41 for a second-and-26. But Proctor completed back-to-back passes to Stuckey for 20 yards, and Davis carried over from one yard two plays later. However, Jolonn Dunbar blocked the extra point.

It took Boston College five plays to go 25 yards to tie the score, capped by Whitworth's six-yard scoring run. Ohliger's extra point sent the Tigers home in defeat.

Game Stats

| | | | | | |
|-------------------------|-----------|-----------|-----------|-----------|-----------|
| Florida Atlantic | 0 | 0 | 6 | 0 | 6 |
| Clemson | 10 | 14 | 14 | 16 | 54 |

CU Dean 25 FG, 1st, 4:17, 12-63
CU Stuckey 30 pass from Proctor (Dean kick), 1st, 0:11, 8-73
CU Merriweather 1 run, 2nd, 7:26, 7-26
CU Kelly 14 pass from Proctor (Dean kick), 2nd, 0:43, 6-30
FAU Leroy 24 FG, 3rd, 10:48, 7-31
FAU Leroy 32 FG, 3rd, 9:08, 4-1
CU Davis 22 run (Dean kick), 3rd, 6:09, 9-83
CU Taylor 18 pass from Proctor (Dean kick), 3rd, 2:08, 1-18
CU Dean 45 FG, 4th, 14:00, 5-20
CU Ford 92 punt return (Dean kick failed), 4th, 9:40
CU Gilliam 31 fumble return (Dean kick), 4th, 5:19
Attendance - 78,693

| Team Statistics | FAU | CU |
|------------------------|------------|-----------|
| Rushing | 34-47 | 39-199 |
| Total Offense | 77-263 | 62-372 |

Rushing (Rush-Yards-TD)

FAU Pierre 8-31, Sanchez 4-20, Floyd 8-19, Clayton 4-4, Rose 1-3, Bostic 1-1, Manley 3-(-4), R. Smith 4-(-13), O'Neill 1-(-14)
CU Davis 14-94-1, Merriweather 9-75-1, Spiller 6-18, Ford 1-10, D. Chancellor 1-4, Proctor 6-3, Harper 2-(-5)

Passing (Cm-Att-Yards-I-TD)

FAU Clayton 11-22-112-1-0, R. Smith 9-21-104-0-0
CU Proctor 13-20-166-1-3, Harper 1-3-7-0-0

Receiving (Rec-Yards-TD)

FAU Simeon 3-28, Harmon 3-8, Johnson 2-37, Gent 2-32, Grant 2-26, Wilkes 2-23, Holley 2-16, Bonner 1-18, Floyd 1-13, Manley 1-13, Bostic 1-2
CU Stuckey 5-66-1, Taylor 3-34-1, Kelly 2-21-1, Spiller 2-17, Hunter 1-28, Pearson 1-7

Game 2

| | | |
|--|-----------------------|---------------------|
| | Clemson | 33 |
| | Boston College | 34 (2 OT) |

September 9, 2006
Alumni Stadium • Chestnut Hill, MA

Ryan Ohliger kicked a walkoff extra point after the Tigers had their extra point blocked in the second overtime to lift Boston College to a 34-33 win over #18 Clemson at Alumni Stadium on September 9. The overtime game was the second in a row between the two ACC division foes, as the 2005 contest also ended in overtime with an Eagle victory.

The Tigers had leads of 10-0 and 17-7 in the first half and never trailed in regulation, but Boston College fought its way back thanks in part to the 213 kickoff return yards by freshman Jeff Smith, including a 96-yard return for a touchdown on the opening kickoff of the second half.

Clemson outgained the Eagles 479-322 in the game, but the Tigers were kept in bad starting field position during the last three quarters, while Boston College had good starting field position thanks to Smith. Both teams converted 50 percent of their third-down conversion attempts as well.

Will Proctor was 25-40 for 343 yards and two scores. His favorite target was Chansi Stuckey, who had 11 catches for 124 yards. C.J. Spiller added three catches for 82 yards, and had 171 all-purpose yards. Clemson had eight plays of 20 yards or more, while the Eagles had none.

James Davis rushed for 93 yards and two scores on 24 carries. L.V. Whitworth led Boston College with 78 yards on the ground on 19 carries.

On their second drive, the Tigers drove 48 yards in eight plays, capped by Proctor's 22-yard strike to Tyler Grisham down the sideline for a touchdown. It was his first career touchdown, and put the Tigers ahead 10-0.

Boston College responded with a 53-yard drive to cut the Tiger lead to three points. A pass interference penalty

Game Stats

| | | | | | | |
|-----------------------|-----------|-----------|----------|----------|-----------|-----------|
| Clemson | 10 | 7 | 0 | 7 | 9 | 33 |
| Boston College | 0 | 10 | 7 | 7 | 10 | 34 |

CU Dean 26 FG, 1st, 5:39, 8-31
CU Grisham 22 pass from Proctor (Dean kick), 1st, 1:30, 8-48
BOC Challenger 9 pass from Ryan (Ohliger kick), 2nd, 13:55, 7-53
CU Spiller 82 pass from Proctor (Dean kick), 2nd, 6:28, 2-82
BOC Ohliger 35 FG, 2nd, 2:54, 8-31
BOC J. Smith 96 kickoff return (Ohliger kick), 3rd, 14:44
CU Davis 1 run (Dean kick), 4th, 8:20, 10-80
BOC Ryan 1 run (Ohliger kick), 4th, 4:59, 9-58
BOC Ohliger 35 FG, OT¹, 4-8
CU Dean 30 FG, OT¹, 5-12
CU Davis 1 run (Dean kick failed), OT², 5-25
BOC Whitworth 6 run (Ohliger kick), OT², 5-25
Attendance - 44,500

| Team Statistics | CU | BOC |
|------------------------|-----------|------------|
| Rushing | 41-136 | 37-110 |
| Passing | 25-40-343 | 22-38-212 |
| Total Offense | 81-479 | 75-322 |

Rushing (Rush-Yards-TD)

CU Davis 24-93-2, Spiller 5-31, Merriweather 5-15, Proctor 7-(-3)
BOC Whitworth 19-78-1, Callender 13-52, Ryan 4-(-1)-1, TEAM 1-(-19)

Passing (Cm-Att-Yards-I-TD)

CU Proctor 25-40-343-0-2
BOC Ryan 22-38-212-0-1

Receiving (Rec-Yards-TD)

CU Stuckey 11-124, Grisham 4-51-1, Spiller 3-82-1, Kelly 2-43, Taylor 2-33, Harris 1-6, Hunter 1-4, Merriweather 1-0
BOC Challenger 6-73-1, Gonzalez 4-29, Whitworth 4-17, Sele 3-30, Robinson 1-16, Callender 1-15, Purvis 1-15, Loyte 1-10, J. Smith 1-7



Game 3

| | | |
|--|----------------------|-----------|
| | Clemson | 27 |
| | Florida State | 20 |

September 16, 2006
Doak S. Campbell Stadium • Tallahassee, FL

James Davis' one-yard touchdown run with eight seconds left propelled Clemson to a 27-20 victory at #9 Florida State in Bowden Bowl VIII on September 16. It was the Tigers' first win in Tallahassee since 1989, ending Clemson's seven-game losing streak at Doak S. Campbell Stadium.

The Tiger senior class became the first in ACC history to defeat the Seminoles three times. The loss also was only Florida State's third loss in its first 57 ACC home games.

Clemson had three touchdown-scoring drives of 80 yards or more, totaling 345 yards (5.9 yards per play), while the Seminoles amassed only 204 yards.

Davis, who only had 20 yards rushing on 13 carries until Clemson's final drive, ran six times for 67 yards on the last drive. He rushed for 87 yards in all. Aaron Kelly was the leading receiver with five catches for 51 yards.

Will Proctor stood tall against a stingy Seminole defense. The Winter Park, FL native was 16-30 for 194 yards and a touchdown. He was a big reason the Tigers did not commit a turnover. His offensive line did not allow a sack as well.

In the first quarter, Jacoby Ford took a reverse 38 yards to the eight, and Davis rushed into the endzone on the next play to give the Tigers a 6-0 lead. However, Lawrence Timmons blocked the extra-point attempt, and Tony Carter picked up the ball and went the distance for two points.

After a 55-yard punt (60-yard net), the Tigers took over at their own 20 in the second quarter. Rendrick Taylor pulled down a 32-yard catch to move the ball into Seminole territory. Clemson moved the ball to the 15, but the drive stalled.

Dean came on the field to attempt a 32-yard field goal. But Patrick Robinson blocked another field-goal attempt, and

Carter once again was in the right place. He scooped the ball up and sprinted 69 yards for the touchdown.

Clemson came right back and regained the lead just before halftime. The Tigers drove 80 yards in 10 plays, capped by Chansi Stuckey's 19-yard touchdown catch with only 23 seconds left in the first half. Proctor found Stuckey again in the back of the endzone for two points.

The Tigers received the opening kickoff of the second half and marched 80 yards in five plays to up their lead to 20-9. Proctor lofted a touch pass to Davis out of the backfield, and the sophomore ran 54 yards before being tackled at the Seminole 26. Three plays later, Proctor faked a handoff, rolled left, and ran 20 yards into the endzone untouched for six points. The two-point conversion attempt was unsuccessful, leaving the Tigers ahead by 11 points.

Momentum shifted Florida State's way. The Seminoles cut the Tiger lead to one possession with 3:19 left in the third quarter when Cismesia made a 25-yard field goal.

On their next drive, the Seminoles drove 53 yards in 12 plays to tie the score. A 26-yard pass from Drew Weatherford to Chris Davis on third-and-nine helped set up Joe Surratt's one-yard touchdown plunge. Weatherford connected with Davis again for a successful two-point conversion.

Proctor was unable to handle a snap deep in Tiger territory, and the officials ruled that the Seminoles came up with the fumble. But after a replay review, Clemson was awarded possession due to dual-possession. The Tigers were forced to punt, but Florida State never penetrated inside the Tiger 40 again.

After four straight three-and-outs by the Tiger offense, Clemson began its final drive at its own 15 with 2:22 left. Davis' 14-yard rush gave Clemson breathing room, then Proctor hit Kelly on a slant pass for 18 yards. After the play, the Seminole defense was still in the process of lining up, and Proctor caught Florida State off-guard with a quick snap. Davis found a hole and raced 47 yards to the four.

Two rushes netted three yards to the one yard line, and the Tigers called timeout with 11 seconds left. Davis found paydirt off left guard with eight seconds remaining.

next play to give Clemson a 14-point lead. It was his first career touchdown on the ground.

Sadat Chambers stripped Brandon Tate on the ensuing kickoff, and Crezdon Butler recovered the fumble at the Tar Heel nine. After three plays moved the ball to the one, Davis scored on fourth down late in the first quarter.

Two drives later, Spiller toted the football. He carried six times for 37 yards on the drive, and Merriweather later scored on a one-yard plunge to give Clemson a 28-0 lead.

Another three-and-out forced North Carolina to punt, and Clemson took over at its own 28. On second down, Proctor found Hunter wide open over the middle, and the senior scampered 47 yards to the Tar Heel 24. Davis then rushed for 14 yards to the 10, and scored on the next play with 1:40 remaining in the second quarter.

The Tigers opened the second half with more points, as they marched 82 yards in seven plays. Merriweather moved the ball near midfield with runs of 17 and eight yards. After an illegal participation penalty on the Tar Heels, Proctor connected with Hunter for 24 yards to the eight. Two plays later, Davis scored on a two-yard run.

Chris Clemons' first career interception on the ensuing drive gave the ball back to the Tigers at the North Carolina 25. Five plays later, Spiller scored on a one-yard run with 7:14 remaining in the third quarter.

On Clemson's next drive, Cullen Harper was inserted at quarterback, and he led the Tigers on a scoring drive. Harper carried on back-to-back plays for 22 combined yards to move the ball into Tar Heel territory. After the drive stalled, Jad Dean made a 42-yard field goal.

North Carolina finally put points on the board with a 12-play, 80-yard drive that culminated in a four-yard touchdown run by Cam Sexton. After going 0-for-9 on third down, the Tar Heels finally converted a third down to set up his score.

Harper then led Clemson on one of the longest drives (in terms of time) in school history. After a touchback on the kickoff, the Tigers went 62 yards on 16 plays, taking 9:45 off the clock. However, Chancellor was stopped on a fourth-and-one with 45 seconds remaining in the game.

Game Stats

| | | | | | |
|----------------------|----------|----------|----------|----------|-----------|
| Clemson | 6 | 8 | 6 | 7 | 27 |
| Florida State | 2 | 7 | 3 | 8 | 20 |

CU Davis 8 run (Dean kick failed), 1st, 3:42, 2-46
FSU Carter PAT return, 1st, 3:42
FSU Carter 69 blocked FG return (Cismesia kick), 2nd, 3:24
CU Stuckey 19 pass from Proctor (Proctor to Stuckey), 2nd, 0:23, 10-80
CU Proctor 20 run (Proctor pass failed), 3rd, 12:14, 5-80
FSU Cismesia 25 FG, 3rd, 3:19, 14-54
FSU Surratt 1 run (Weatherford to C. Davis), 4th, 10:27, 12-53
CU Davis 1 run (Dean kick), 4th, 0:08, 7-85
Attendance - 83,510

| Team Statistics | CU | FSU |
|-----------------|-----------|-----------|
| Rushing | 28-151 | 38-102 |
| Passing | 16-30-194 | 11-20-102 |
| Total Offense | 58-345 | 58-204 |

Rushing (Rush-Yards-TD)

CU Davis 19-87-2, Ford 1-38, Proctor 2-15-1, Merriweather 3-11, Stuckey 1-4, Spiller 2-(-4)
FSU Booker 10-45, Smith 11-36, Surratt 7-25-1, Weatherford 10-(-4)

Passing (Cm-Att-Yards-I-TD)

CU Proctor 16-30-194-0-1
FSU Weatherford 11-19-102-0-0, Lee 0-1-0-0-0

Receiving (Rec-Yards-TD)

CU Kelly 5-51, Stuckey 3-34-1, Taylor 3-34, Grisham 2-19, Davis 1-54, Barry 1-9, Ford 1-(-7)
FSU Fagg 4-34, Warren 3-25, C. Davis 1-26, Booker 1-7, Goodman 1-6, Shaw 1-4

Game 4

| | | |
|--|-----------------------|-----------|
| | North Carolina | 7 |
| | Clemson | 52 |

September 23, 2006
Memorial Stadium • Clemson, SC

Clemson scored seven touchdowns, all on the ground, and amassed 504 yards of total offense on its way to a 52-7 triumph over North Carolina at Memorial Stadium on September 23. The seven rushing touchdowns were the most by a Clemson team since 1982. It was the Tigers' largest victory margin in the 53-game series that dates back to 1897.

The #19 Tigers scored touchdowns on their first three possessions and never looked back. Clemson built a 35-0 halftime lead and 52-0 lead at the end of three quarters before the Tar Heels finally got on the board late in the game.

Clemson rushed for 324 yards despite not having a 100-yard rusher. The Tigers also passed for 180 yards, giving the team 504 yards of total offense on 79 plays, and had 30 first downs. Clemson did not punt in the game as well.

James Davis rushed for a game-high 95 yards on 15 carries and scored four touchdowns. C.J. Spiller carried 12 times for 58 yards and totaled two scores, while Demerick Chancellor (45) and Reggie Merriweather (43) posted solid rushing numbers as well. Seven different Tigers combined for 11 rushes of 10 yards or more, including four by Davis.

Will Proctor was 9-14 for 134 yards, including two to Thomas Hunter, who had catches of 47 yards and 24 yards.

Davis got the Tigers going early on their first drive by carrying six times for 49 yards, capped by a one-yard touchdown run, to give Clemson a 7-0 lead just over seven minutes into the game.

After a three-and-out by the Tar Heels, the Tigers took over possession near midfield. Proctor's 28-yard pass to Rendrick Taylor set up Chansi Stuckey's 19-yard run on a reverse to the seven. Spiller rushed for a touchdown on the

Game Stats

| | | | | | |
|-----------------------|-----------|-----------|-----------|----------|-----------|
| North Carolina | 0 | 0 | 0 | 7 | 7 |
| Clemson | 21 | 14 | 17 | 0 | 52 |

CU Davis 1 run (Dean kick), 1st, 7:55, 12-90
CU Spiller 7 run (Dean kick), 1st, 4:19, 5-53
CU Davis 1 run (Dean kick), 1st, 2:10, 4-9
CU Merriweather 1 run (Dean kick), 2nd, 5:14, 12-63
CU Davis 10 run (Dean kick), 2nd, 1:40, 4-72
CU Davis 2 run (Dean kick), 3rd, 10:46, 7-82
CU Spiller 1 run (Dean kick), 3rd, 7:14, 5-25
CU Dean 42 FG, 3rd, 1:06, 8-44
UNC Sexton 4 run (Barth kick), 4th, 10:30, 12-80
Attendance - 81,886

| Team Statistics | UNC | CU |
|-----------------|---------|-----------|
| Rushing | 22-54 | 58-324 |
| Passing | 7-23-96 | 14-21-180 |
| Total Offense | 45-150 | 79-504 |

Rushing (Rush-Yards-TD)

UNC McGill 11-52, B. Edwards 4-6, Warren 1-2, Sexton 4-(-2)-1, Dailey 2-(-4)
CU Davis 15-95-4, Spiller 12-58-2, D. Chancellor 12-45, Merriweather 8-43-1, Proctor 5-30, Harper 3-25, Stuckey 1-19, Ford 1-9, Macko 1-0

Passing (Cm-Att-Yards-I-TD)

UNC Sexton 7-22-96-1-0, Dailey 0-1-0-0-0
CU Proctor 9-14-134-1-0, Harper 5-7-46-0-0

Receiving (Rec-Yards-TD)

UNC Holley 3-43, Nicks 1-17, Rome 1-16, Foster 1-14, B. Edwards 1-6
CU D. Chancellor 3-30, Kelly 3-17, Hunter 2-71, Taylor 2-39, Diomande 2-16, Stuckey 2-7



Game Reviews

Game 5

| | | |
|--|----------------|----|
| | Louisiana Tech | 0 |
| | Clemson | 51 |

September 30, 2006
Memorial Stadium • Clemson, SC

Behind three 100-yard rushers and five forced turnovers, #18 Clemson blanked Louisiana Tech 51-0 at Memorial Stadium on September 30. It was the Tigers' first shutout of a Division I-A school since 1998. It was also Clemson's largest margin of victory in a shutout since 1990.

James Davis, C.J. Spiller, and Demerick Chancellor all went over the 100-yard mark to become the first Tiger trio since 1982 to accomplish that feat. Clemson had 393 rushing yards on only 41 carries, good for 9.6 yards per carry.

Davis rushed for 143 yards on 11 carries (13.0 yards per carry) with two scores. Spiller rushed 15 times for 127 yards and a score, and Chancellor rushed for 113 yards. Therefore, the trio combined for 383 yards on 37 carries.

Will Proctor was 5-8 for 100 yards and a score, with four receptions, all 100 yards, and the touchdown going to Chansi Stuckey. Neither played in the second half as well.

Clemson amassed 526 yards of total offense on only 58 plays, good for 9.1 yards per play. It was the Tigers' highest per-play figure in 59 years.

On third-and-one, Clemson called on its patented "hurry-up" play, and Davis broke free for a 64-yard touchdown run. Jad Dean then put the Tigers ahead 10-0 on their next drive with a 40-yard field goal.

Another Bulldog punt gave Clemson the ball at its own 17 in the second quarter. Stuckey's acrobatic 31-yard catch moved the ball into Bulldog territory. Two plays later, Davis ran 18 yards into the red zone. He also carried on the next three plays, with the last being a four-yard touchdown run.

Ricky Sapp sacked Zac Champion at the five on the first play of the ensuing drive, and the Bulldogs were forced

to punt after another three-and-out. Clemson took over at the Louisiana Tech 34, and Proctor wasted no time hooking up with Stuckey on a post pattern. Stuckey's diving catch in the endzone was good for a 34-yard score.

The first of five forced turnovers by the Tigers set up another score. Patrick Jackson fumbled the handoff from Champion, and Duane Coleman picked up the ball and returned it five yards to the Tiger 45.

Proctor connected with Stuckey for 24 yards on a screen pass, then Spiller carried on the next three plays. The last went for 20 yards and a score.

Louisiana Tech mounted its longest drive, but was unable to come away with points. The Bulldogs converted two third downs of 10 yards or more and had first-and-goal at the six. But after three plays netted only two yards, Maurice Nelson and the Tiger defense stopped Johnathan Holland short of the endzone on a fourth-down desperation pass from Champion, leaving the score 31-0 at halftime.

The Tigers opened the second half with 13 points before they even ran an offensive play. Jacoby Ford opened the second half with a 94-yard kickoff return. Spiller provided a key block of Holland on the return. Ford became the first Tiger in history with a punt return and kickoff return for a touchdown of 90 yards or more.

Two plays later, Nick Watkins stepped in front of Champion's short pass and raced 26 yards for a touchdown, giving Clemson a 44-0 lead.

With Harper in at quarterback, the Tigers had one of the longest drives in school history. Spiller carried four times for 41 yards to help move the ball into Bulldog territory, then Chancellor rushed 27 yards to set up first-and-goal.

Three rushes by Chancellor set up fourth down at the two. Harper rolled right and found Alex Pearson in the corner of the endzone for a touchdown, giving Clemson a 51-0 lead with 13 seconds left in the third quarter. The drive covered 97 yards.

Despite muffing two punts inside their own territory in the fourth quarter, the Tigers did not allow any points to preserve the shutout.

Game Stats

| | | | | | |
|----------------|----|----|----|---|----|
| Louisiana Tech | 0 | 0 | 0 | 0 | 0 |
| Clemson | 10 | 21 | 20 | 0 | 51 |

CU Davis 64 run (Dean kick), 1st, 6:59, 3-73
CU Dean 40 FG, 1st, 0:56, 9-39
CU Davis 4 run (Dean kick), 2nd, 10:45, 8-83
CU Stuckey 34 pass from Proctor (Dean kick), 2nd, 8:15, 1-34
CU Spiller 20 run (Dean kick), 2nd, 4:30, 5-55
CU Ford 94 kickoff return (Dean kick failed), 3rd, 14:45
CU Watkins 26 interception return (Dean kick), 3rd, 13:32
CU Pearson 2 pass from Harper (Dean kick), 3rd, 0:13, 11-97
Attendance - 81,564

| Team Statistics | LAT | CU |
|-----------------|-----------|-----------|
| Rushing | 29-33 | 41-393 |
| Passing | 23-46-226 | 10-17-133 |
| Total Offense | 75-259 | 58-526 |

Rushing (Rush-Yards-TD)

LAT Porter 10-58, P. Jackson 10-6, Franklin 3-(-3), Mosley 2-(-8), Champion 4-(-20)
CU Davis 11-143-2, Spiller 15-127-1, D. Chancellor 11-113, Macko 2-15, TEAM 1-(-2), Proctor 1-(-3)

Passing (Cm-Att-Yards-I-TD)

LAT Champion 20-35-194-3-0, Mosley 3-11-32-1-0
CU Proctor 5-8-100-0-1, Harper 4-6-31-0-1, Reese 1-3-2-0-0

Receiving (Rec-Yards-TD)

LAT Newman 9-101, Morris 4-45, James 3-26, Holland 2-6, Franklin 2-5, Wheeler 1-21, Carroll 1-17, Bri. Jackson 1-5
CU Stuckey 4-100-1, Spiller 2-13, Macko 2-6, Grisham 1-12, Pearson 1-2-1

Game 6

| | | |
|--|-------------|----|
| | Clemson | 27 |
| | Wake Forest | 17 |

October 7, 2006
Groves Stadium • Winston-Salem, NC

With #15 Clemson trailing 17-3 entering the fourth quarter, the Tigers scored the final 24 points to defeat unbeaten Wake Forest 27-17 at Groves Stadium on October 7. It was the third time in school history that the Tigers overcame a 14-point deficit in the fourth quarter to gain victory.

The turning point came on the first play of the fourth quarter. Wake Forest lined up for a field goal that would have given it a 17-point lead. But Jon Temple was unable to cleanly receive the snap. He got up and tried to make a play, but Gaines Adams caused a fumble, grabbed the ball out of midair with one hand, and raced 66 yards for a score.

Clemson scored two more touchdowns and a field goal thanks in part to two more turnovers caused by its defense.

The Tigers started four drives inside their own five, including twice on the one. But, Clemson had a pair of 96-yard drives, the first time in Tiger history that it had two drives of 95 yards or more in a game.

C.J. Spiller rushed for 104 yards on nine carries, while James Davis carried 26 times for 95 yards. Davis was kept out of the endzone, snapping his nine-game streak of scoring at least one rushing touchdown.

Will Proctor was 20-30 for 214 yards and three interceptions, but came through with the game-tying score to Aaron Kelly. Kelly had five catches for 91 yards, both game-highs. Rendrick Taylor was lost for the year with a broken arm suffered in the third quarter.

Riley Skinner showed pinpoint accuracy, as he was 18-23 for 169 yards to lead the Demon Deacon passing attack.

Kevin Marion took the opening kickoff 93 yards to the Tiger seven. But C.J. Gaddis stripped De'Angelo Bryant on

first-and-goal from the two, and Duane Coleman recovered at the one.

Clemson marched 96 yards in 14 plays on the ensuing drive, but settled for a Jad Dean 20-yard field goal after the drive stalled at the three.

Late in the first quarter, the Demon Deacons drove 67 yards in nine plays to take the lead. Skinner hit Morton down the sideline for 36 yards to move into Tiger territory. Then on third-and-goal, Skinner connected with Willie Idlette in the back of the endzone for a six-yard touchdown pass.

Proctor fumbled on Clemson's next drive to give Wake Forest the ball at the Tiger 32. Three plays later, Morton lofted a perfectly-thrown 19-yard strike to Skinner on an end-around pass to put Wake Forest up 14-3.

After the Tigers drove 44 yards and Dean just missed a 53-yard field-goal attempt in the third quarter, Proctor was picked off again, this time by Patrick Ghee, who returned it to the Tiger 12. But Clemson's defense stiffened, and Sam Swank kicked a field goal to put Wake Forest up 17-3.

Proctor's third interception on Clemson's next drive gave the Demon Deacons possession again in Tiger territory. Five plays netted 15 yards to the Tiger 24. That is when Adams came through with the play-of-the-game on the botched field-goal attempt. Adams' 66-yard fumble return on the first play of the fourth quarter was his only touchdown as a Tiger.

Brandon Cannon stripped Skinner on Wake Forest's ensuing drive, and Donnell Clark recovered at the Demon Deacon 43. Five plays later, Proctor zipped a 20-yard touchdown pass to Kelly to tie the score.

Clemson's defense forced a three-and-out, but Swank pinned the Tigers inside their own five again. After Thomas Hunter's 10-yard catch on third down, Spiller sprinted 72 yards for the go-ahead touchdown with 7:22 left. It was the longest run by a Tiger running back since 1993.

Wake Forest drove into Tiger territory on the ensuing drive, but was called for a penalty. Gaddis later intercepted Skinner's pass and returned the ball near midfield.

The Tigers drove inside the 10 before settling for Dean's field goal that gave Clemson a 10-point lead with 1:12 left.

Game Stats

| | | | | | |
|-------------|---|---|---|----|----|
| Clemson | 3 | 0 | 0 | 24 | 27 |
| Wake Forest | 7 | 7 | 3 | 0 | 17 |

CU Dean 20 FG, 1st, 7:47, 14-96
WFO Idlette 6 pass from Skinner (Swank kick), 1st, 0:18, 9-67
WFO Skinner 19 pass from Morton (Swank kick), 2nd, 12:51, 3-32
WFO Swank 22 FG, 3rd, 5:13, 4-7
CU G. Adams 66 fumble return (Dean kick), 4th, 14:47
CU Kelly 20 pass from Proctor (Dean kick), 4th, 11:09, 5-43
CU Spiller 72 run (Dean kick), 4th, 7:22, 5-96
CU Dean 23 FG, 4th, 1:12, 9-41
Attendance - 35,920

| Team Statistics | CU | WFO |
|-----------------|-----------|-----------|
| Rushing | 39-214 | 31-31 |
| Passing | 20-30-214 | 19-24-188 |
| Total Offense | 69-428 | 55-219 |

Rushing (Rush-Yards-TD)

CU Spiller 9-104-1, Davis 26-95, Ford 1-13, Proctor 3-2
WFO Harris 12-50, Bryant 5-6, Marion 2-4, Belton 1-3, McWhite 2-3, Woods 2-0, Temple 1-(-10), Skinner 6-(-25)

Passing (Cm-Att-Yards-I-TD)

CU Proctor 20-30-214-3-1
WFO Skinner 18-23-169-1-1, Morton 1-1-19-0-1

Receiving (Rec-Yards-TD)

CU Kelly 5-91-1, Ford 4-28, Davis 3-48, Spiller 3-18, Taylor 2-12, Hunter 1-10, Grisham 1-4, Harris 1-3
WFO Morton 4-64, Idlette 3-38-1, Tereshinski 3-29, Moore 2-18, Skinner 1-19-1, Belton 1-11, Bryant 1-7, Selmon 1-5, Rinfrette 1-4, Harris 1-(-3), Marion 1-(-4)



Game 7

| | | |
|--|---------|----|
| | Clemson | 63 |
| | Temple | 9 |

October 12, 2006
Bank of America Stadium • Charlotte, NC

Clemson scored touchdowns on its first eight possessions and cruised to a 63-9 victory over Temple at Bank of America Stadium in Charlotte, NC on October 12. It was Clemson's first game in the "Queen City" since 1954.

The #12 Tigers scored 49 points in the first half, their most in a half since 1981. All of the Tigers' starters were rested after halftime, allowing second and third-string players to get valuable playing time in the second half.

Clemson outgained the Owls 559-221 thanks to 337 yards rushing and 222 yards passing. The Tigers, who averaged 9.6 yards per play, completed 12-13 passes.

James Davis rushed for a game-high 138 yards and three scores on only nine carries. Demerick Chancellor rushed 21 times for 114 yards and a touchdown, and C.J. Spiller rushed 12 times for 73 yards and two scores.

Will Proctor completed 8-9 passes for 151 yards and two touchdowns. Cullen Harper was a perfect 4-4 for 71 yards and a touchdown as well. Jacoby Ford led the receiving corps with three catches for 67 yards.

Travis Shelton took the opening kickoff 53 yards into Tiger territory, then took a reverse 30 yards on the first play from scrimmage to the 12. But Clemson's defense held, forcing a 27-yard field goal by Jake Brownell.

Ford returned the ensuing kickoff 49 yards to the Temple 39, then Davis carried on each of the next four plays. The last was an eight-yard jaunt into the endzone.

Duane Coleman caused a fumble on the first play of the ensuing drive, and Michael Hamlin recovered at the Owl 34. Spiller carried on each of the five plays of the drive, with the last being a one-yard plunge for a touchdown.

Proctor connected with Thomas Hunter for 53 yards on the next drive to move the ball to the Owl eight. Two plays later, Davis carried in from three yards out to give Clemson a 21-3 lead with 4:29 left in the first quarter.

Spiller carried the load again on the Tigers' next drive. He had back-to-back 15-yard runs, with the latter for a touchdown early in the second quarter.

After a 16-yard punt, Clemson took over on its next drive at the Temple 42. On third-and-one, Davis carried 23 yards to the Owl 10. Two plays later, Proctor hit Alex Pearson out of the backfield for a six-yard touchdown pass, giving Clemson a 35-3 lead with 8:48 left in the second quarter.

After another three-and-out by the Tiger defense, Davis came through with another long run on third-and-one. This time he sprinted 64 yards for a touchdown.

With 2:10 left before halftime, Clemson took over at its own 33. Proctor found Kelly for 17 yards to move the ball to midfield. After Clemson's only penalty of the game, Ford caught a "bubble screen" outran the Owl secondary for a 55-yard touchdown reception, his first as a Tiger.

The Tigers scored 28 points and amassed 223 yards in the second quarter, giving the team 370 yards on only 31 total plays at the half.

On third-and-four on the first drive of the second half, Harper lofted a pass to Andrew Diomande along the right sideline. Diomande fumbled the ball near the five, but an alert Nelson Faerber fell on the loose ball at the goal line for his first career touchdown.

Chancellor later carried 10 times for 56 yards, including a one-yard touchdown run with 1:00 left in the third quarter.

The Owls finally reached the endzone early in the fourth quarter. Vaughn Charlton found a wide-open Steve Maneri over the middle on a 30-yard touchdown pass. The two-point attempt was unsuccessful, leaving the score 63-9. Temple had 132 of its 221 yards in the fourth quarter.

The Tiger defense limited Temple to only nine points despite the Owls starting a drive in Clemson territory on four different occasions thanks in part to nine kickoff returns for 240 yards by four Owl players.

After the Tigers went through warmups in orange jerseys and purple pants, they changed jerseys in the locker room and ran down the Hill in all purple. It was the first time in the modern era that Clemson wore all purple uniforms.

The Yellow Jackets put together a long drive of their own, but came away empty. After driving 55 yards, Travis Bell hooked a 36-yard field goal wide-left. Both teams traded punts on the next two drives.

Davis ran 53 yards on the first play of the second quarter to the Georgia Tech 18. After four more rushes by the sophomore, he scored from two yards out when he dodged a defender on third-and-goal.

Neither team threatened again, leaving the Tigers ahead 7-0 at halftime. It marked the first time since 1987 that Clemson held Georgia Tech scoreless in the first half.

After back-to-back, negative-yardage plays by Ball early in the third quarter, Georgia Tech punted. A kick-catch interference penalty gave the Tigers the ball at the Yellow Jacket 42. Davis rushed 30 yards on the next play, but the drive stalled. Jad Dean made a 25-yard field goal to put Clemson up 10-0.

After both teams traded punts, Davis carried 22 yards to midfield on the first play of the ensuing drive. Spiller then dashed 50 yards up the middle for a touchdown to put Clemson ahead 17-0 with 0:58 left in the third quarter.

Georgia Tech responded with an eight-play, 73-yard drive to cut the Tiger lead to 10 points. After converting two third downs, James Johnson caught a 35-yard touchdown pass from Ball after the ball deflected off Crezdon Butler.

But Clemson answered and upped its lead back to 17 points thanks to a highlight-reel play. On third-and-four, Spiller took a swing pass on the right side, eluded two Yellow Jackets, and sprinted 50 yards for a touchdown. He became the first Tiger in history to have a 50-yard touchdown run and 50-yard touchdown catch in the same game.

Gaines Adams and company made sure Georgia Tech got no closer, as he sacked Ball on third-and-five on the next drive to force a punt. It was Adams' sixth-straight game with a sack, establishing a Tiger record.

Game Stats

| | | | | | |
|---------|----|----|----|---|----|
| Clemson | 21 | 28 | 14 | 0 | 63 |
| Temple | 3 | 0 | 0 | 6 | 9 |

TEM Ja. Brownell 27 FG, 1st, 13:03, 5-32
CU Davis 8 run (Dean kick), 1st, 11:06, 4-39
CU Spiller 1 run (Dean kick), 1st, 7:53, 5-34
CU Davis 3 run (Dean kick), 1st, 4:29, 4-73
CU Spiller 15 run (Dean kick), 2nd, 13:59, 7-52
CU Pearson 6 pass from Proctor (Dean kick), 2nd, 8:48, 5-42
CU Davis 64 run (Dean kick), 2nd, 3:57, 3-73
CU Ford 55 pass from Proctor (Dean kick), 2nd, 1:01, 3-67
CU Faerber 0 pass from Harper (Dean kick), 3rd, 12:25, 5-62
CU D. Chancellor 1 run (Dean kick), 3rd, 1:00, 12-82
TEM Maneri 30 pass from Charlton (Charlton run failed), 4th, 12:20, 7-65
Attendance - 30,246

| Team Statistics | CU | TEM |
|-----------------|-----------|-----------|
| Rushing | 45-337 | 29-111 |
| Passing | 12-13-222 | 13-25-110 |
| Total Offense | 58-559 | 54-221 |

Rushing (Rush-Yards-TD)

CU Davis 9-138-3, D. Chancellor 21-114-1, Spiller 12-73-2, Proctor 1-8, Macko 1-4, Harris 1-0
TEM T. Brown 23-121, Shelton 1-30, Charlton 5-(-40)

Passing (Cm-Att-Yards-I-TD)

CU Proctor 8-9-151-0-2, Harper 4-4-71-0-1
TEM Charlton 13-25-110-0-1

Receiving (Rec-Yards-TD)

CU Ford 3-67-1, Hunter 2-57, Diomande 1-39, Kelly 1-17, Faerber 1-15-1, Palmer 1-11, Grisham 1-6, Pearson 1-6-1, Spiller 1-4
TEM Holley 3-37, T. Brown 3-3, Shelton 2-13, Maneri 1-30-1, Francis 1-12, Armstrong 1-9, Dunston 1-5, M. Brown 1-1

Game 8

| | | |
|--|--------------|----|
| | Georgia Tech | 7 |
| | Clemson | 31 |

October 21, 2006
Memorial Stadium • Clemson, SC

In front of a nationally-televised audience on ESPN, #12 Clemson ran away from #13 Georgia Tech 31-7 in front of an overflow Homecoming crowd at Memorial Stadium on October 21. It was the first matchup of top-15 teams in Death Valley since 1992.

Clemson's running attack proved why it was one of the best in the nation, as it totaled 321 yards against a team that entered the game seventh in the nation against the run. It took only 38 carries to amass the 321 rushing yards.

Atlanta native James Davis rushed for 216 yards on 21 carries and two touchdowns against his hometown team, while C.J. Spiller added 116 yards on 16 carries and a score. It was the first time in history that Clemson had a 200-yard rusher and 100-yard rusher in the same game.

Playing through a "banged-up" shoulder, Davis had four rushes of 20 yards or more, including two rushes of over 50 yards. Spiller also had a 50-yard touchdown run and a 50-yard touchdown catch, giving Clemson four offensive plays of 50 yards or more.

Will Proctor was 7-16 passing for 105 yards and a touchdown, giving Clemson 426 yards of total offense on only 54 plays (7.9 yards per play).

Meanwhile, Clemson's defense swarmed Georgia Tech all night, allowing just 205 yards of total offense. For the first time in his career, junior Calvin Johnson was held without a catch. Reggie Ball was limited to 12-25 for 117 yards.

Clemson's defense also allowed only one carry of 10 yards or more (14-yard scramble by Ball), and one pass play over 12 yards, which was a 35-yard touchdown catch that bounced off a Tiger defender.

Game Stats

| | | | | | |
|--------------|---|---|----|----|----|
| Georgia Tech | 0 | 0 | 0 | 7 | 7 |
| Clemson | 0 | 7 | 10 | 14 | 31 |

CU Davis 2 run (Dean kick), 2nd, 11:49, 7-71
CU Dean 25 FG, 3rd, 11:06, 5-34
CU Spiller 50 run (Dean kick), 3rd, 0:58, 2-72
GAT J. Johnson 35 pass from Ball (Bell kick), 4th, 13:31, 8-73
CU Spiller 50 pass from Proctor (Dean kick), 4th, 11:37, 3-56
CU Davis 5 run (Dean kick), 4th, 7:29, 4-62
Attendance - 82,630

| Team Statistics | GAT | CU |
|-----------------|-----------|----------|
| Rushing | 37-88 | 38-321 |
| Passing | 12-25-117 | 7-16-105 |
| Total Offense | 62-205 | 54-426 |

Rushing (Rush-Yards-TD)

GAT Choice 15-48, J. Evans 6-29, Ball 12-8, Grant 3-7, C. Johnson 1-(-4)
CU Davis 21-216-2, Spiller 16-116-1, Proctor 1-(-11)

Passing (Cm-Att-Yards-I-TD)

GAT Ball 12-25-117-1-1
CU Proctor 7-16-105-1-1

Receiving (Rec-Yards-TD)

GAT J. Johnson 7-75-1, Dunlap 2-21, Matthews 2-18, Choice 1-3
CU Grisham 2-25, Ford 2-7, Spiller 1-50-1, Kelly 1-17, Hunter 1-6

Davis carried on all four plays of the ensuing drive. The second carry was a 54-yard jaunt to the Georgia Tech five. Two plays later, he ran five yards for a touchdown, giving the Tigers a 31-7 lead with 7:29 remaining in the fourth quarter.



Game Reviews

Game 9

| | | |
|--|---------------|----|
| | Clemson | 7 |
| | Virginia Tech | 24 |

October 26, 2006
Lane Stadium • Blacksburg, VA

Branden Ore rushed for 203 yards to lead Virginia Tech to a 24-7 victory over #10 Clemson at Lane Stadium in Blacksburg, VA on October 26. The game was played in front of 66,233 fans on a Thursday night on **ESPN**. It was the first meeting between the two teams as ACC members.

The defeat ended Clemson's 26-game streak of not losing by more than six points dating back to 2004, when the Tigers lost in the same state by 20 points at Virginia.

Virginia Tech doubled the Tigers 332-166 in total yards, including a 224-80 advantage in rushing yards. Meanwhile, the Hokie offense totaled 58 rushing attempts and wore down the Tiger defense by game's end.

Ore's 203 rushing yards came on 37 carries, while he added two touchdowns. It was the first time in the Tommy Bowden era at Clemson that an opposing player rushed for 200 yards in a game. Sean Glennon completed 9-15 passes for 108 yards.

On the other side of the ball, the Virginia Tech defense stuffed the Tiger run game all night. The Tigers did not have a run of 10 yards or more until the final drive of the game.

James Davis was held to 30 rushing yards on 12 carries, and scored the team's lone touchdown. C.J. Spiller had a team-high 41 rushing yards on 10 carries.

Will Proctor struggled the entire game, completing only 11 of 28 passes for 86 yards. Tyler Grisham and Chansi Stuckey both had three catches to pace the Tigers. It was Stuckey's first game back after missing the previous three contests due to a broken foot.

Clemson played well in certain areas, such as pass protection and lack of penalties. The Tigers did not allow a

sack and committed just one penalty for five yards. But the Tigers had no answer for Bud Foster's stingy Hokie defense. Clemson totaled just 75 yards of total offense in 42 plays after its touchdown-scoring drive in the first quarter.

After three-and-outs by both teams to start the game, Clemson drove 77 yards in 11 plays to post the first points of the game. A 20-yard pass from Proctor to Grisham on third-and-nine moved the ball to the Hokie 27. After Clemson's only penalty of the game, Proctor hit Grisham for 12 yards and Stuckey for seven yards on third down. Two plays later, Davis rushed six yards for a touchdown. It was his 17th rushing score of the year, tying Lester Brown's 28-year-old school record.

But the lead was short-lived, as the Hokies drove 84 yards in 12 plays on the ensuing drive to tie the score. At their own 36, the Hokies elected to go for it on fourth-and-one, and Glennon's sneak was enough to keep the drive alive. Ore rushed for 13, eight, and 40 yards on the next three plays to move the ball to the Tiger one. Two plays later, Glennon scored on a one-yard quarterback sneak.

On the Hokies' next possession, they drove 29 yards in 10 plays to take the lead early in the second quarter. A 14-yard pass from Glennon to Eddie Royal on third-and-nine kept the drive alive. But the drive stalled when Glennon threw back-to-back incompletions in Tiger territory. Brandon Pace came on to make a 37-yard field goal to put Virginia Tech up by a score of 10-7.

With 3:32 left in the second quarter, C.J. Gaddis stripped a scrambling Glennon, and Gaines Adams scooped up the fumble and returned it five yards to the Hokie 26. But three plays later, Proctor fumbled the snap from Dustin Fry, and Barry Booker recovered to end the scoring threat.

The game got away from the Tigers in the third quarter. Xavier Adibi picked off Proctor and returned the ball to the Tiger 35. Ore carried on all five plays of the ensuing drive, including an 11-yard jaunt for a touchdown.

After three-straight three-and-outs combined by both teams, Virginia Tech added insurance points after a lengthy drive of 79 yards. Glennon connected with tight end Sam

and-seven. Facing third-and-21, Hollenbach connected with Isaiah Williams for 15 yards to the Tiger 34. On third-and-six from the Tiger seven, Hollenbach found Oquendo near the sideline, and the sophomore backed his way into the endzone for a score on the first play of the second quarter.

The two teams exchanged punts, then the Tigers went on an 11-play, 79-yard scoring drive. Davis ran 42 yards off right tackle to move the ball to the Terrapin 32. But the drive stalled, and Dean came on to make a 32-yard field goal.

Maryland drove into Tiger territory late in the second quarter, but Hollenbach's errant pass sailed high, allowing Michael Hamlin to pull down the interception. The Terrapins led 7-6 at halftime.

After the Tigers were unsuccessful on a fourth-and-one in Terrapin territory, Hollenbach side-stepped the rush and hurled the ball 57 yards to Jason Goode on the first play of the ensuing drive to move the ball to the four. But the Tiger defense stiffened behind a 10-yard sack by Gaines Adams, and Ennis kicked a 31-yard field goal.

With 7:56 left and trailing 10-9, Clemson took over at its own 10. Proctor scrambled on the first play to the 17, but Erin Henderson stripped the ball, and it rolled towards the endzone. An alert C.J. Spiller hustled back to fall on the ball near the goal line. The officials ruled that he gained possession in the endzone for a safety, but the replay officials overturned the call and gave Clemson the ball on the one.

Two plays later, facing third-and-19 from the one, Proctor found Hunter wide-open over the middle. He raced 71 yards to the Maryland 28. Davis later carried four yards on third-and-three, giving Clemson first-and-goal at the four. Two plays later, Davis carried what looked like the go-ahead touchdown, but the Tigers only had 10 players on the field and six on the line of scrimmage. Dean still gave Clemson a 12-10 lead on his 22-yard field goal with 2:25 left.

But too much time was still on the clock for Hollenbach and company. After the senior signal-caller found Oquendo for 12 yards for a first down, the Terrapins faced fourth-and-inches at the Tiger 45. His alert off-guard quarterback sneak gained five yards, good for a first down. Hollenbach, who

Game Stats

| | | | | | |
|---------------|---|---|----|---|----|
| Clemson | 7 | 0 | 0 | 0 | 7 |
| Virginia Tech | 7 | 3 | 14 | 0 | 24 |

CU Davis 6 run (Dean kick), 1st, 6:09, 11-77
VAT Glennon 1 run (Pace kick), 1st, 1:03, 12-84
VAT Pace 37 FG, 2nd, 11:36, 10-29
VAT Ore 11 run (Pace kick), 3rd, 9:26, 5-35
VAT Ore 3 run (Pace kick), 3rd, 2:07, 6-79
Attendance - 66,233

| Team Statistics | CU | VAT |
|-----------------|----------|----------|
| Rushing | 28-80 | 58-224 |
| Passing | 11-28-86 | 9-15-108 |
| Total Offense | 56-166 | 73-332 |

Rushing (Rush-Yards-TD)

CU Spiller 10-41, Davis 12-30-1, Proctor 5-7, Ford 1-2
VAT Ore 37-203-2, K. Lewis 5-23, E. Lewis 8-7, Royal 1-3, Allen 1-0, Glennon 6-(-12)-1

Passing (Cm-Att-Yards-I-TD)

CU Proctor 11-28-86-1-0
VAT Glennon 9-15-108-0-0

Receiving (Rec-Yards-TD)

CU Grisham 3-34, Stuckey 3-28, Palmer 2-12, Spiller 2-7, Kelly 1-5
VAT Morgan 4-23, Wheeler 1-41, Clowney 1-19, Royal 1-14, Ore 1-7, Harper 1-4

Wheeler for 41 yards to move the ball into Tiger territory. On the next play, Ore carried 21 yards to the Tiger four. Two plays later, he scored on a three-yard touchdown run to give Virginia Tech a 24-7 lead with 2:07 remaining in the third quarter.

Game Stats

| | | | | | |
|----------|---|---|---|---|----|
| Maryland | 0 | 7 | 3 | 3 | 13 |
| Clemson | 3 | 3 | 0 | 6 | 12 |

CU Dean 27 FG, 1st, 6:52, 8-70
UMD Oquendo 7 pass from Hollenbach (Ennis kick), 2nd, 14:54, 14-66
CU Dean 32 FG, 2nd, 4:39, 11-79
UMD Ennis 31 FG, 3rd, 7:18, 5-48
CU Dean 25 FG, 4th, 14:51, 9-34
CU Dean 22 FG, 4th, 2:25, 12-85
UMD Ennis 31 FG, 4th, 0:00, 11-52
Attendance - 80,556

| Team Statistics | UMD | CU |
|-----------------|-----------|-----------|
| Rushing | 28-54 | 41-143 |
| Passing | 23-35-247 | 18-27-251 |
| Total Offense | 63-301 | 68-394 |

Rushing (Rush-Yards-TD)

UMD Lattimore 10-38, Hollenbach 8-11, Ball 10-5
CU Davis 20-90, Spiller 9-41, Proctor 9-9, Merriweather 1-3, Stuckey 2-0

Passing (Cm-Att-Yards-I-TD)

UMD Hollenbach 23-34-247-1-1, TEAM 0-1-0-0-0
CU Proctor 18-27-251-0-0

Receiving (Rec-Yards-TD)

UMD Haynos 6-52, I. Williams 5-66, Oquendo 5-36-1, Heyward-Bey 4-18, Goode 3-75
CU Stuckey 8-129, Grisham 3-28, Hunter 2-79, Ford 2-6, Spiller 2-2, Kelly 1-7

was 5-5 for 47 yards on the drive, connected with Williams (13 yards) and Joey Haynos (12 yards), moved the ball to the middle of the field, then spiked the ball with three seconds left. Ennis came on and drilled the 31-yard field goal.

Game 10

| | | |
|--|----------|----|
| | Maryland | 13 |
| | Clemson | 12 |

November 4, 2006
Memorial Stadium • Clemson, SC

Dan Ennis booted a 31-yard field goal with no time left on the game clock to lift Maryland to a 13-12 upset win over #19 Clemson at Memorial Stadium on November 4.

Clemson took a 12-10 lead on Jad Dean's fourth field goal of the game, a 22-yarder with 2:25 left in the game. But Maryland drove 52 yards to set up the game-winner.

Clemson lost despite outgaining the Terrapins by 93 yards. The Tigers also outrushed Maryland 143-54, but Clemson had to settle for four field goals.

Four of the Tigers' 68 offensive plays resulted in 201 yards. Thomas Hunter hauled in a 71-yard catch, while Chansi Stuckey caught a 60-yard pass.

Stuckey had eight catches for 129 yards, both game-highs, and Proctor was 18-27 for 251 yards. James Davis had a game-high 90 yards rushing. The Tiger offensive line only allowed one sack, and the team did not turn the ball over and committed only one penalty, but it proved costly.

All four starting kickers (punters, placekickers) performed well. Dean was 4-4 on field goals, while Ennis was 2-2. Cole Chason averaged 41.8 yards a punt for the Tigers, while Adam Podlesh had a 43.3-yard average.

Sam Hollenbach, who led the Terrapins on the game-winning drive, was 23-34 for 247 yards and a touchdown.

Clemson took its first possession 70 yards, highlighted by Proctor's 60-yard pass to Stuckey. After the drive stalled and the Tigers set up for a field goal, Maryland was flagged for offsides, giving Clemson a first down. But the next three plays netted no yards, and Dean kicked a 27-yard field goal.

Maryland answered on its next drive to take the lead. Hollenbach hit Danny Oquendo over the middle on third-



Game 11

| | |
|------------|----|
| N.C. State | 14 |
| Clemson | 20 |

November 11, 2006
Memorial Stadium • Clemson, SC

Jad Dean kicked two fourth-quarter field goals to provide the difference in Clemson's 20-14 victory over N.C. State at Memorial Stadium on November 11. Clemson held a 14-0 lead early in the third quarter, but the Wolfpack tied the score before Dean's two field goals gave the Tigers the win.

Clemson outgained N.C. State 369-273 despite totaling seven less plays. The Tigers rushed for 223 yards. Clemson also totaled 146 yards passing, while holding N.C. State to just 95 yards through the air.

C.J. Spiller rushed for 154 yards on 18 carries and added a 52-yard touchdown run. Spiller's rushing total was the most by a Tiger freshman in 16 years. Will Proctor was 15-24 for 146 yards with a score and two interceptions. Chansi Stuckey added five catches for 72 yards.

Toney Baker rushed for 174 yards on 34 carries and a touchdown. However, Clemson stymied Daniel Evans, who was just 10-24 for 95 yards and two interceptions.

The Tigers scored the game's first points midway through the second quarter. After starting the drive at its own seven, Clemson marched 93 yards on seven plays. Spiller carried four times for 30 yards to move the ball near midfield. Then on third-and-one, he took a toss-sweep and outran the Wolfpack secondary for a 52-yard touchdown run.

N.C. State came right back and threatened. Baker's 20-yard run moved the ball to the Clemson 16, then he ran five yards on third down to give N.C. State first-and-goal at the Tiger three. A run by Baker and two carries by Andre Brown moved the ball to the one. On Brown's third-down carry, he appeared to have the corner, but Chris Clemons pushed Brown out-of-bounds just shy of the goal line.

N.C. State went for it on fourth down, and Clemson appeared to have stopped the Wolfpack short of the goal line, but an offsides penalty gave N.C. State another chance. This time, Evans tried to sneak up the middle, but Clemson's surge kept him out of the endzone again.

Jacoby Ford atoned for his previous fumble on the opening kickoff of the second half. He bounced off his teammate and sprinted 77 yards to the Wolfpack 14. Two plays later, Proctor connected with Tyler Grisham for a nine-yard touchdown pass over the middle, giving Clemson a 14-0 lead.

But N.C. State answered right back on its next drive. The Wolfpack drove 78 yards in 14 plays to cut Clemson's lead in half. Evans found Baker for a 21-yard gain on a screen pass, giving the Wolfpack first-and-goal at the eight. Three plays moved the ball to the one, and once again, N.C. State elected to go for it on fourth down. This time, Baker plowed his way to paydirt off right tackle.

Two plays later, disaster struck for the Tigers. Proctor tried to complete a pass to Stuckey behind the line of scrimmage. But Willie Young anticipated the throw, intercepted the pass, and raced 34 yards for the game-tying score.

But after a 16-play, 78-yard drive that took 7:28 off the clock, Clemson regained the lead. Proctor came through with two clutch third-down completions. But a costly holding penalty helped stall the drive, and Dean came on to make a 26-yard field goal on the first play of the fourth quarter.

On its next two drives, N.C. State had good field position, but both times Clemson's defense forced a punt. Then, Nick Watkins came up with an interception on a tipped pass to give Clemson possession at the Wolfpack 16.

Four plays netted only two yards, as the Tigers again were hurt by a penalty. Dean made a 31-yard field goal to extend the lead to six points with 1:10 remaining in the game.

John Kane returned the kickoff to the N.C. State 43. Two plays later, Evans hit Dunlap for an 18-yard gain to move the ball to the Tiger 38. After spiking the ball, Evans scrambled right and lofted a pass to Lamart Barrett, who came down with the ball. But his foot landed inches out-of-bounds in the endzone with Clemons defending on the play.

The speed of another Tiger put Clemson back on top on the next play. Spiller rushed 80 yards up the middle and outran the Gamecocks for a score to put Clemson up 14-7.

Early in the second quarter, the Gamecocks tied the score again with another long possession. This time it was a 13-play, 96-yard drive. Boyd capped the drive with a one-yard touchdown run.

The Gamecocks drove from their own 13 to have first-and-goal at the eight after a 15-yard scramble by Mitchell. But on the next play, Gaines Adams deflected Mitchell's pass right into the arms of Jock McKissic. He raced 82 yards for a touchdown with eight seconds left in the second quarter.

On the Gamecocks' first possession of the third quarter, they were stopped on fourth down on their own 39 when Ricky Sapp deflected a pass. Three plays later, Spiller bounced outside and sprinted 31 yards for a touchdown that put Clemson up 28-14.

But South Carolina responded with touchdowns on its next two drives. The first was highlighted by back-to-back 18-yard completions and capped by Davis' one-yard run.

After a fumble gave the Gamecocks the ball on the Tiger 34, Davis ran nine yards up the middle for a touchdown to tie the score 28-28.

The Tigers' Davis saved Clemson from losing its lead. Proctor was intercepted by Nathan Pepper, who appeared to be on his way to a 33-yard touchdown return. But Davis caught Pepper and was able to strip the ball near the goal line. The ball went out of the endzone for a touchback.

The Gamecocks made their only possession of the fourth quarter count. They drove 52 yards to the Tiger 18 and took a 31-28 lead on Succop's 35-yard field goal.

Clemson drove 58 yards on 16 plays on its last drive, but came away with no points. Spiller's 23-yard run moved the ball into Gamecock territory. The Tigers then had first down at the 13, but back-to-back runs netted only one yard. Then, Proctor was sacked for a 10-yard loss, setting up a 39-yard field goal on the left hashmark. Dean's kick hooked just wide-left with 13 seconds left in the game. Dean had made his last eight field-goal attempts.

Game Stats

| | | | | | |
|------------|---|---|----|---|----|
| N.C. State | 0 | 0 | 14 | 0 | 14 |
| Clemson | 0 | 7 | 7 | 6 | 20 |

CU Spiller 52 run (Dean kick), 2nd, 8:45, 7-93
CU Grisham 9 pass from Proctor (Dean kick), 3rd, 13:45, 2-14
NCS Baker 1 run (Deraney kick), 3rd, 8:19, 14-78
NCS Young 34 interception return (Deraney kick), 3rd, 7:25
CU Dean 26 FG, 4th, 14:57, 16-78
CU Dean 31 FG, 4th, 1:10, 5-2
Attendance - 81,785

| Team Statistics | NCS | CU |
|-----------------|----------|-----------|
| Rushing | 45-178 | 39-223 |
| Passing | 10-25-95 | 15-24-146 |
| Total Offense | 70-273 | 63-369 |

Rushing (Rush-Yards-TD)

NCS Baker 34-174-1, A. Brown 6-16, Eugene 1-1, Blackman 2-(-2), D. Evans 2-(-11)
CU Spiller 18-154-1, Davis 13-34, Proctor 6-21, Stuckey 1-9, Ford 1-5

Passing (Cm-Att-Yards-I-TD)

NCS D. Evans 10-24-95-2-0, TEAM 0-1-0-0-0
CU Proctor 15-24-146-2-1

Receiving (Rec-Yards-TD)

NCS Dunlap 3-42, Hill 3-14, Baker 2-25, Barrett 1-11, Eugene 1-3
CU Stuckey 5-72, Grisham 2-29-1, Hunter 2-15, Kelly 2-11, Pearson 1-12, Palmer 1-5, Ford 1-2, Spiller 1-0

Then, facing a fourth-and-two from the Clemson 30, Ricky Sapp sacked Evans to secure Clemson's six-point victory.

Game 12

| | |
|----------------|----|
| South Carolina | 31 |
| Clemson | 28 |

November 25, 2006
Memorial Stadium • Clemson, SC

South Carolina overcame a 14-point second-half deficit to defeat #24 Clemson 31-28 at Memorial Stadium on November 25. The win snapped the Tigers' four-game winning streak in the series and was just the Gamecocks' second victory in the last 10 meetings.

The Tigers led 28-14 after C.J. Spiller's 31-yard touchdown run in the third quarter, but South Carolina scored the final 17 points, including the game-winning 35-yard field goal by Ryan Succop. Jad Dean missed a field goal with 13 seconds left that would have sent the game into overtime.

The Gamecocks racked up 492 yards of total offense against a Tiger defense that entered the game leading the nation in yards per play allowed. South Carolina totaled 284 yards passing and 211 rushing along with 28 first downs.

Blake Mitchell was 23-36 for 268 yards. His favorite target was Sidney Rice, who had eight catches for 103 yards. Cory Boyd rushed for 106 yards and a score, while Mike Davis added 69 rushing yards and two touchdowns.

All four Tiger scores came on long plays, including an 82-yard catch by Jacoby Ford, runs of 80 and 31 yards by Spiller, and an 82-yard interception return by Jock McKissic.

Spiller rushed for 155 yards and two scores on 10 carries. Will Proctor was 13-19 for 191 yards and a score.

After quickly moving the ball into Tiger territory on the opening drive, Mitchell was picked off by C.J. Gaddis at the 13. Three plays later, Proctor found Ford along the sideline for a 76-yard catch and run for a touchdown.

South Carolina responded with a 64-yard drive to tie the score. Boyd's 18-yard run moved the ball to the Tiger one. Mitchell then scored on a quarterback sneak.

Game Stats

| | | | | | |
|----------------|----|---|----|---|----|
| South Carolina | 7 | 7 | 14 | 3 | 31 |
| Clemson | 14 | 7 | 7 | 0 | 28 |

CU Ford 76 pass from Proctor (Dean kick), 1st, 11:08, 6-87
USC Mitchell 1 run (Succop kick), 1st, 5:57, 12-64
CU Spiller 80 run (Dean kick), 1st, 5:19, 1-80
USC C. Boyd 1 run (Succop kick), 2nd, 10:21, 13-96
CU McKissic 82 interception return (Dean kick), 2nd, 0:08
CU Spiller 31 run (Dean kick), 3rd, 9:48, 3-39
USC Mi. Davis 1 run (Succop kick), 3rd, 6:14, 9-68
USC Mi. Davis 9 run (Succop kick), 3rd, 4:19, 3-34
USC Succop 35 FG, 4th, 7:51, 10-52
Attendance - 83,428

| Team Statistics | USC | CU |
|-----------------|-----------|-----------|
| Rushing | 35-208 | 33-181 |
| Passing | 24-37-284 | 13-19-191 |
| Total Offense | 72-492 | 52-372 |

Rushing (Rush-Yards-TD)

USC C. Boyd 16-106-1, Mi. Davis 12-69-2, Mitchell 7-33-1
CU Spiller 10-155-2, Merriweather 3-23, Davis 11-19, Ford 1-12, Stuckey 2-(-3), Proctor 6-(-25)

Passing (Cm-Att-Yards-I-TD)

USC Mitchell 23-36-268-3-0, Beecher 1-1-16-0-0
CU Proctor 13-19-191-1-1

Receiving (Rec-Yards-TD)

USC S. Rice 8-103, McKinley 5-66, F. Brown 4-30, Whiteside 3-42, Mi. Davis 1-18, C. Boyd 1-9, Stafford 1-9, Edwards 1-7
CU Stuckey 4-47, Hunter 4-35, Spiller 2-17, Ford 1-76-1, Kelly 1-9, Grisham 1-7



Game Reviews

Game 13

| | | |
|--|----------|----|
| | Clemson | 20 |
| | Kentucky | 28 |

December 29, 2006
LP Field • Nashville, TN

Andre' Woodson passed for 299 yards and three touchdowns to lead Kentucky to a 28-20 victory over Clemson in the Gaylord Hotels Music City Bowl at LP Field in Nashville, TN on December 29.

Kentucky held a 7-6 lead late in the second quarter until it scored on a 70-yard pass after a fake punt in its own territory. Then Kentucky took a 28-6 lead in the fourth quarter and held on for the win in front of a partisan Wildcat crowd.

The Wildcats totaled 409 yards of offense, including 309 passing yards. Woodson was 20-28 and did not throw an interception. Rafael Little, a native of Anderson, SC, rushed for a game-high 54 yards on 17 carries.

Clemson had 402 yards of total offense, but committed four costly turnovers that resulted in 14 Wildcat points. James Davis rushed for 53 yards on eight carries, as Clemson totaled 130 yards on the ground on 25 rushes.

Will Proctor was 23-39 for 272 yards and three touchdowns. Aaron Kelly had a game-high six receptions for 66 yards and a touchdown, Chansi Stuckey caught five balls for 93 yards, and Tyler Grisham added five catches for 49 yards and a touchdown.

Kentucky took the opening drive 62 yards in 12 plays to take a 7-0 lead. Woodson connected with Jacob Tamme for 21 yards on third-and-17 to move the ball into Tiger territory. Little later carried for nine yards to the Tiger one. Two plays later, Micah Johnson scored on a one-yard plunge.

Clemson responded with a long drive, but came away with no points. Proctor found Stuckey over the middle for 36 yards, as Roger Williams made a touchdown-saving tackle. Davis later rushed for 21 yards, but Clemson netted just two yards on the next three plays. Then, Jad Dean missed a 38-yard field-goal attempt wide-right.

After a short punt, Clemson took over on its next drive in Wildcat territory. Proctor hit Kelly for 20 yards, then Spiller rushed for 19 yards combined on the next two plays. But the drive stalled again. For the first and only time in his 29

career field-goal attempts under 30 yards, Dean missed from 28 yards, leaving the Wildcats ahead 7-0.

Clemson got the ball back after Gaines Adams tied the school record with his 28th career sack. But on the first play of the drive, Davis fumbled in Wildcat territory.

Grisham gave the ball back to the Tigers in Wildcat territory when he blocked a punt, the first and only blocked kick or punt by Clemson in 2006. Two plays after a 15-yard reverse by Jacoby Ford, Proctor found Durrell Barry open over the middle for a 32-yard touchdown reception, the first of Barry's career. Head Coach Tommy Bowden elected to send out walk-on John Early for the extra point, who was making his first-ever appearance as a Tiger. His kicked was wide-left, keeping Kentucky ahead 7-6.

The two teams traded turnovers in Kentucky territory during the game's next four possessions, as Clemson wasted opportunities to take the lead.

As Clemson was in the process of holding Kentucky's offense under 10 yards for the sixth straight drive, the Wildcats gambled with a fake punt. Punter Tim Masthay completed a 10-yard pass on fourth-and-four from the Kentucky 20. On the next play, the Tiger defense bit on the run and Woodson lofted a 70-yard touchdown pass to DeMoreo Ford.

On Kentucky's next drive, Woodson completed a 51-yard pass to Steve Johnson. But Clemson escaped further damage when Lones Seiber just missed wide-right on a 36-yard field-goal attempt right before halftime.

Clemson started the third quarter with a promising drive into Kentucky territory, but Wesley Woodyard forced a fumble of Proctor, and Paul Warford recovered.

Kentucky took a 21-6 lead on a 24-yard throwback pass from Woodson to Dicky Lyons, culminating the 67-yard drive.

Early in the fourth quarter, Little returned a punt 46 yards to the Tiger 28. Four plays later, Woodson scrambled and found Tamme open for a 13-yard touchdown pass.

Clemson responded with a 78-yard drive to cut into the Wildcat lead. Pass plays of 19 yards to Grisham and 19 yards to Stuckey helped set up a first-and-goal. Facing fourth down from the 17, Grisham hauled in a touchdown pass from Proctor in the back of the endzone. The two-point try failed, leaving Kentucky up 28-12 with 7:25 remaining.

Clemson took over on downs with 3:17 left and drove 74 yards on eight plays. Stuckey's 28-yard catch moved the ball into Wildcat territory. Proctor then lofted a pass to Kelly, as the 6'5" wideout came down with the touchdown

Game Stats

| | | | | | |
|----------|---|---|---|----|----|
| Clemson | 0 | 6 | 0 | 14 | 20 |
| Kentucky | 7 | 7 | 7 | 7 | 28 |

KEN M. Johnson 1 run (Seiber kick), 1st, 11:04, 12-62
CU Barry 32 pass from Proctor (Early kick failed), 2nd, 8:14, 3-47
KEN Ford 70 pass from Woodson (Seiber kick), 2nd, 2:14, 5-86
KEN Lyons 24 pass from Woodson (Seiber kick), 3rd, 8:09, 6-67
KEN Tamme 13 pass from Woodson (Seiber kick), 4th, 11:29, 4-28
CU Grisham 17 pass from Proctor (Proctor run failed), 4th, 7:25, 11-78
CU Kelly 17 pass from Proctor (Proctor to Palmer), 4th, 0:44, 8-74
Attendance - 68,024

| Team Statistics | CU | KEN |
|-----------------|----------|-----------|
| Rushing | 25-130 | 40-100 |
| Passing | 23-39-72 | 21-29-309 |
| Total Offense | 64-402 | 69-409 |

Rushing (Rush-Yards-TD)

CU Davis 8-53, Proctor 9-32, Spiller 5-24, Ford 1-15, Stuckey 1-5, Merriweather 1-1
KEN Little 17-54, Bankhead 3-37, Dixon 8-29, Conner 1-1, M. Johnson 2-1-1, TEAM 1-0, Woodson 8-(-22)

Passing (Cm-Att-Yards-I-TD)

CU Proctor 23-39-272-1-3
KEN Woodson 20-28-299-0-3, Masthay 1-1-10-0-0

Receiving (Rec-Yards-TD)

CU Kelly 6-66-1, Stuckey 5-93, Grisham 5-49-1, Davis 2-13, Barry 1-32-1, Ford 1-8, Harris 1-5, Merriweather 1-4, Palmer 1-2
KEN Burton 5-30, Tamme 4-59-1, S. Johnson 3-67, Lyons 2-50-1, Little 2-15, Dixon 2-2, Ford 1-70-1, McClinton 1-10, Pulley 1-6

catch. Proctor connected with Michael Palmer on the two-point play, cutting Kentucky's lead to 28-20 with 44 seconds left.

Early's on-side kick rolled free in Wildcat territory, but Kentucky recovered the ball and ran out the clock for the victory.

Game-By-Game Starters

| Position | FAU | ^BOC | FSU | UNC | LAT | WFU | TEM | GAT | VAT | UMD | NCS | USC | KEN |
|----------|------------|------------|---------------|------------|---------------|------------|------------|------------|------------|------------|------------|---------------|---------------|
| LT | Richardson | Richardson | Richardson | Richardson | Richardson | Richardson | Richardson | Richardson | Richardson | Richardson | Richardson | Richardson | Richardson |
| LG | R. Fry | R. Fry | R. Fry | R. Fry | R. Fry | R. Fry | R. Fry | R. Fry | McDuffie | McDuffie | McDuffie | McDuffie | McDuffie |
| C | D. Fry | D. Fry | D. Fry | D. Fry | D. Fry | D. Fry | D. Fry | D. Fry | D. Fry | D. Fry | D. Fry | D. Fry | D. Fry |
| RG | Bennett | Bennett | Bennett | Bennett | Bennett | Bennett | Bennett | Bennett | Bennett | Bennett | Bennett | Bennett | Bennett |
| RT | Dukes | Dukes | Dukes | Dukes | Dukes | Dukes | Dukes | Dukes | Dukes | Dukes | Dukes | Dukes | Dukes |
| TE | Hunter | Hunter | Hunter | Hunter | Hunter | Hunter | Hunter | Hunter | Palmer | Hunter | Hunter | Hunter | Palmer |
| TE/WR | Robinson | Robinson | Robinson | Kelly | Robinson | Robinson | Robinson | Robinson | Robinson | Kelly | Palmer | Robinson | Barry |
| WR | Stuckey | Stuckey | Stuckey | Stuckey | Stuckey | Grisham | Grisham | Kelly | Stuckey | Stuckey | Stuckey | Stuckey | Stuckey |
| QB | Proctor | Proctor | Proctor | Proctor | Proctor | Proctor | Proctor | Proctor | Proctor | Proctor | Proctor | Proctor | Proctor |
| RB | Davis | Davis | Davis | Davis | Davis | Davis | Davis | Davis | Davis | Davis | Davis | Davis | Davis |
| WR/RB/FB | Spiller | Kelly | Taylor | Taylor | Taylor | Taylor | Kelly | Pearson | Grisham | Grisham | Grisham | Pearson | Grisham |
| DE | Merling | Merling | Merling | Merling | Merling | Merling | Merling | Merling | Merling | Merling | Merling | Merling | Merling |
| NG | Scott | Scott | Scott | Scott | Scott | Scott | Scott | Scott | Scott | Scott | Scott | Scott | Scott |
| DT | McKissic | McKissic | McKissic | McKissic | McKissic | McKissic | McKissic | McKissic | McKissic | McKissic | McKissic | McKissic | Ra. Jackson |
| BE | G. Adams | G. Adams | G. Adams | G. Adams | G. Adams | G. Adams | G. Adams | G. Adams | G. Adams | G. Adams | G. Adams | G. Adams | G. Adams |
| SLB | Clay | Nelson | Nelson | Nelson | Nelson | Nelson | Nelson | Nelson | Nelson | Nelson | Nelson | Gaddis | Nelson |
| MLB | Watkins | Clay | Clay | Clay | Clay | Clay | Clay | Clay | Clay | Clay | Vincent | Clay | Vincent |
| WLB | Watkins | Watkins | Watkins | Watkins | Watkins | Watkins | Watkins | Watkins | Watkins | Watkins | Watkins | Watkins | Watkins |
| CB | Lewis | Gaddis | C. Chancellor | Gaddis | C. Chancellor | Gaddis | Gaddis | Gaddis | Gaddis | Gaddis | Gaddis | C. Chancellor | Gaddis |
| CAT | Hamlin | Hamlin | Walker | Walker | Gaddis | Hamlin | Hamlin | Hamlin | Hamlin | Hamlin | Hamlin | Hamlin | Hamlin |
| FS | Clemons | Clemons | Clemons | Clemons | Clemons | Clemons | Clemons | Clemons | Clemons | Clemons | Clemons | Clemons | Clemons |
| CB | Coleman | Coleman | Coleman | Coleman | Coleman | Coleman | Coleman | Coleman | Coleman | Coleman | Coleman | Coleman | C. Chancellor |
| PK | Dean | Dean | Dean | Dean | Dean | Dean | Dean | Dean | Dean | Dean | Dean | Dean | Dean |
| P | ----- | Chason | Chason | Chason | Chason | Chason | Maners | Chason | Chason | Chason | Chason | Chason | Chason |

^ - double overtime game; Note: **Bold** denotes a Clemson home game.

Game-By-Game Participation



| # | Player | FAU | ^BOC | FSU | UNC | LAT | WFU | TEM | GAT | VAT | UMD | NCS | USC | KEN | Total | 2006 G-S | Career G-S |
|----|-------------------------|-----|------|-----|-----|-----|-----|-----|-----|-----|-----|-----|-----|-----|-------|----------|------------|
| 93 | Gaines Adams, DE | *27 | *54 | *46 | *19 | *32 | *51 | *12 | *49 | *58 | *56 | *67 | *61 | *50 | 582 | 13-13 | 48-26 |
| 24 | Kevin Alexander, LB | 16 | ST | ST | 1 | 10 | ST | 13 | ST | ST | ST | ST | ST | ST | 40 | 13-0 | 13-0 |
| 65 | Thomas Austin, OG | 22 | --- | --- | 27 | 12 | --- | 33 | 3 | 4 | 3 | 3 | --- | 10 | 117 | 9-0 | 9-0 |
| 52 | Bryan Baker, DT | 13 | --- | --- | --- | 3 | --- | --- | --- | --- | --- | --- | --- | --- | 16 | 2-0 | 3-0 |
| 82 | Durrell Barry, TE | 5 | --- | 5 | 26 | 17 | ST | 18 | 17 | 7 | --- | --- | --- | *30 | 125 | 9-1 | 9-1 |
| 63 | Nathan Bennett, OG | *23 | *77 | *57 | *42 | *28 | *63 | *20 | *52 | *53 | *66 | *62 | *52 | *54 | 649 | 13-13 | 47-38 |
| 20 | Tramaine Billie, LB | --- | --- | --- | --- | --- | --- | --- | --- | --- | --- | --- | --- | --- | --- | 0-0 | 32-18 |
| 18 | Crezdon Butler, CB | 22 | 8 | 28 | 9 | 28 | ST | 30 | 21 | 24 | 12 | 25 | 19 | 22 | 248 | 13-0 | 13-0 |
| 48 | Jeremy Campbell, LB | 27 | 8 | --- | 8 | 22 | 5 | 21 | 3 | --- | 2 | 2 | --- | 8 | 106 | 10-0 | 10-0 |
| 95 | Brandon Cannon, DE | 18 | 17 | 16 | 21 | 24 | 13 | 29 | 20 | 26 | 17 | 6 | 18 | 18 | 243 | 13-0 | 27-0 |
| 67 | Christian Capote, OT | 20 | 10 | 3 | 24 | 20 | 9 | 31 | 16 | 13 | 5 | 5 | 2 | 5 | 163 | 13-0 | 23-0 |
| 53 | Chris Carey, OG | --- | --- | --- | 4 | 3 | --- | --- | --- | --- | --- | --- | --- | --- | 7 | 2-0 | 3-0 |
| 27 | Sadat Chambers, LB/S | 9 | ST | ST | 4 | 26 | 8 | 33 | 17 | 16 | 1 | --- | --- | 3 | 117 | 11-0 | 11-0 |
| 38 | Chris Chancellor, CB | 22 | 27 | *26 | 16 | *40 | 11 | 21 | 2 | 7 | ST | 5 | *53 | *58 | 288 | 13-4 | 13-4 |
| 39 | Demerick Chancellor, RB | 5 | --- | ST | 24 | 20 | ST | 27 | ST | --- | --- | --- | --- | --- | 76 | 7-0 | 7-0 |
| 30 | Cole Chason, P | ST | *ST | *ST | *ST | *ST | *ST | ST | *ST | *ST | *ST | *ST | *ST | *ST | 0 | 13-11 | 49-46 |
| 44 | Donnell Clark, DT | 18 | 19 | 17 | 17 | 26 | 19 | 20 | 23 | 27 | 18 | 22 | 24 | 10 | 260 | 13-0 | 34-6 |
| 43 | Antonio Clay, LB | *29 | *60 | *44 | *15 | *32 | *50 | *24 | *52 | *59 | *54 | 62 | *64 | 20 | 565 | 13-11 | 25-12 |
| 22 | Chris Clemons, S | *43 | *70 | *58 | *26 | *56 | *57 | *19 | *66 | *69 | *63 | *70 | *69 | *59 | 725 | 13-13 | 25-13 |
| 3 | Duane Coleman, CB | *38 | *66 | *50 | *23 | *41 | *57 | *16 | *46 | *52 | *59 | *51 | *62 | --- | 561 | 12-12 | 45-24 |
| 33 | Kavell Conner, LB | 17 | 14 | 12 | 15 | 16 | ST | 19 | 11 | 8 | 4 | 4 | 5 | 13 | 138 | 13-0 | 13-0 |
| 88 | Ryan Cook, TE | --- | --- | --- | --- | 2 | --- | --- | --- | --- | --- | --- | --- | --- | 2 | 1-0 | 1-0 |
| 21 | Brandon Croley, S | --- | --- | --- | --- | --- | --- | --- | ST | --- | --- | --- | --- | --- | 0 | 1-0 | 3-0 |
| 8 | Jamie Cumbie, DE | 28 | --- | 4 | 8 | 24 | --- | 24 | 4 | --- | --- | 6 | 3 | 3 | 104 | 9-0 | 9-0 |
| 1 | James Davis, RB | *31 | *58 | *44 | *24 | *19 | *50 | *17 | *27 | *29 | *42 | *30 | *20 | *32 | 423 | 13-13 | 24-19 |
| 16 | Kyle Davisson, WR | --- | --- | --- | --- | 1 | --- | --- | --- | --- | --- | --- | --- | --- | 1 | 1-0 | 1-0 |
| 7 | Jad Dean, PK | *ST | *ST | *ST | *ST | *ST | *ST | *ST | *ST | *ST | *ST | *ST | *ST | *ST | 0 | 13-13 | 49-33 |
| 73 | Tim DeBeer, OT | 17 | --- | --- | 16 | 11 | --- | 16 | 3 | 7 | --- | --- | 2 | --- | 72 | 7-0 | 30-0 |
| 85 | Andrew Diomande, WR | 8 | --- | --- | 21 | 6 | --- | 27 | --- | --- | --- | --- | --- | --- | 62 | 4-0 | 8-0 |
| 75 | Marion Dukes, OT | *41 | *74 | *57 | *41 | *26 | *61 | *20 | *39 | *44 | *64 | *60 | *50 | *59 | 636 | 13-13 | 46-36 |
| 92 | John Early, PK | --- | --- | --- | --- | --- | --- | --- | --- | --- | --- | --- | --- | ST | 0 | 1-0 | 1-0 |
| 99 | Etta Etta-Tawo, DT | 18 | 2 | 8 | 11 | 15 | --- | --- | --- | --- | --- | --- | --- | --- | 54 | 5-0 | 5-0 |
| 83 | Nelson Faerber, WR | 8 | ST | --- | 19 | 4 | 3 | 19 | 2 | --- | 3 | 5 | 1 | 3 | 67 | 11-0 | 15-0 |
| 22 | Bradley Flowers, WR | --- | --- | --- | 2 | 1 | --- | --- | --- | --- | --- | --- | --- | --- | 3 | 2-0 | 2-0 |
| 6 | Jacoby Ford, WR | 10 | 1 | 5 | 17 | 7 | 18 | 9 | 16 | 17 | 9 | 17 | 7 | 23 | 156 | 13-0 | 13-0 |
| 62 | Dustin Fry, C | *53 | *84 | *60 | *40 | *34 | *70 | *27 | *55 | *57 | *69 | *65 | *52 | *64 | 730 | 13-13 | 47-26 |
| 72 | Roman Fry, OL | *23 | *77 | *53 | *40 | *28 | *65 | *24 | *3 | --- | --- | --- | --- | --- | 313 | 8-8 | 43-18 |
| 56 | Elsmore Gabriel, DT | 13 | --- | --- | --- | 3 | --- | 12 | 3 | --- | --- | --- | --- | --- | 31 | 4-0 | 4-0 |
| 12 | C.J. Gaddis, DB | --- | *35 | 17 | *28 | *48 | *46 | *18 | *64 | *69 | *63 | *66 | *72 | *64 | 590 | 12-11 | 35-16 |
| 15 | Sergio Gilliam, CB | 23 | 6 | 12 | 13 | 28 | ST | 11 | ST | ST | 2 | 1 | 10 | 5 | 111 | 13-0 | 42-9 |
| 70 | Jamarcus Grant, OG | --- | --- | --- | 13 | 3 | --- | 22 | --- | --- | --- | --- | --- | --- | 38 | 3-0 | 3-0 |
| 90 | Zach Green, TE | --- | ST | ST | 4 | 7 | --- | 4 | ST | ST | ST | ST | ST | ST | 15 | 11-0 | 20-0 |
| 13 | Tyler Grisham, WR | 17 | 37 | 30 | 19 | 13 | *39 | *19 | 27 | *47 | *41 | *46 | 33 | *47 | 415 | 13-6 | 24-6 |
| 25 | Michael Hamlin, S | *41 | *59 | --- | --- | --- | *57 | *11 | *64 | *69 | *63 | *71 | *72 | *69 | 576 | 10-10 | 22-17 |
| 10 | Cullen Harper, QB | 9 | --- | --- | 25 | 19 | --- | 22 | --- | --- | --- | --- | --- | --- | 75 | 4-0 | 5-0 |
| 26 | La'Donte Harris, WR | 17 | 34 | 20 | 20 | 13 | 15 | 27 | 7 | --- | 6 | 4 | 1 | 3 | 167 | 12-0 | 35-1 |
| 71 | Barry Humphries, C | 10 | --- | --- | 26 | 27 | --- | 21 | --- | --- | --- | --- | --- | --- | 84 | 4-0 | 4-0 |
| 89 | Thomas Hunter, TE | *41 | *59 | *34 | *37 | *32 | *55 | *21 | *23 | --- | *55 | *46 | *44 | --- | 447 | 11-11 | 44-17 |
| 55 | Bobby Hutchinson, OL | 5 | --- | --- | 11 | 12 | --- | 9 | --- | --- | --- | --- | --- | --- | 37 | 4-0 | 7-0 |
| 91 | Rashaad Jackson, DT | 4 | 23 | 25 | 21 | 30 | 28 | 20 | 21 | 15 | 30 | 38 | 24 | *36 | 315 | 13-1 | 25-2 |
| 80 | Aaron Kelly, WR | 32 | *42 | 29 | *27 | 23 | 48 | *32 | *46 | 32 | *42 | 46 | 29 | 40 | 468 | 13-5 | 25-9 |
| 76 | Cory Lambert, OT | 10 | ST | ST | 25 | 27 | ST | 26 | ST | 4 | ST | ST | ST | ST | 92 | 13-0 | 13-0 |
| 54 | Colin Leonard, LS | ST | ST | ST | ST | ST | ST | ST | ST | ST | ST | ST | ST | ST | 0 | 13-0 | 24-0 |
| 29 | Haydrian Lewis, CB | *49 | 11 | --- | 9 | 10 | ST | 13 | --- | --- | --- | ST | ST | --- | 92 | 8-1 | 20-1 |
| 35 | Paul Macko, RB | 1 | ST | ST | 3 | 4 | --- | 1 | --- | --- | --- | --- | --- | ST | 9 | 7-0 | 8-0 |
| 49 | Jimmy Maners, P | --- | --- | --- | --- | --- | --- | *ST | --- | --- | --- | --- | --- | --- | 0 | 1-1 | 1-1 |
| 96 | Jermaine Martin, TE | --- | --- | --- | --- | 4 | --- | --- | --- | --- | --- | --- | --- | --- | 4 | 1-0 | 1-0 |
| 68 | Chris McDuffie, OG | 22 | 7 | 7 | 25 | 18 | 5 | 8 | 39 | *41 | *48 | *52 | *28 | *40 | 340 | 13-5 | 34-5 |
| 9 | Ray Ray McElrathbey, WR | 1 | ST | ST | ST | ST | ST | ST | ST | ST | ST | ST | ST | ST | 1 | 13-0 | 13-0 |
| 50 | Jock McKissic, DT | *30 | *48 | *25 | *17 | *25 | *31 | *18 | *40 | *43 | *32 | *31 | *44 | 34 | 418 | 13-12 | 25-13 |
| 94 | Phillip Merling, DE | *33 | *60 | *40 | *19 | *30 | *47 | *4 | *42 | *45 | *44 | *55 | *48 | *48 | 515 | 13-13 | 25-13 |
| 37 | Reggie Merriweather, RB | 16 | 22 | 10 | 16 | --- | --- | --- | 2 | --- | 7 | 2 | 5 | 4 | 84 | 9-0 | 45-12 |
| 47 | Josh Miller, LB | 29 | 6 | 8 | 17 | 39 | ST | 18 | 4 | ST | ST | ST | ST | ST | 121 | 13-0 | 25-0 |
| 57 | Antwon Murchison, DT | 24 | 6 | 8 | 10 | 15 | --- | 17 | 4 | 17 | --- | --- | --- | --- | 101 | 8-0 | 8-0 |
| 42 | Maurice Nelson, LB | 17 | *66 | *48 | *23 | *42 | *50 | *20 | *43 | *46 | *59 | *59 | 6 | *61 | 540 | 13-11 | 35-11 |
| 86 | Michael Palmer, TE | 6 | 2 | 5 | 25 | 22 | 5 | 31 | 11 | *41 | 26 | *28 | 23 | *44 | 269 | 13-3 | 13-3 |
| 41 | Alex Pearson, FB | 10 | 14 | 13 | 19 | 16 | 17 | 11 | *24 | 2 | 15 | 5 | *8 | 8 | 162 | 13-2 | 13-2 |
| 74 | Brandon Pilgrim, OG | 25 | 7 | 3 | 15 | 18 | 5 | 20 | 13 | 16 | 21 | 13 | 24 | 24 | 204 | 13-0 | 35-4 |
| 14 | Will Proctor, QB | *52 | *84 | *60 | *56 | *34 | *70 | *31 | *55 | *57 | *69 | *65 | *52 | *64 | 749 | 13-13 | 25-14 |
| 11 | Tribble Reese, QB | --- | --- | --- | --- | 11 | --- | 5 | --- | --- | --- | --- | --- | --- | 16 | 2-0 | 2-0 |
| 79 | Barry Richardson, OT | *35 | *84 | *60 | *41 | *28 | *70 | *20 | *52 | *46 | *69 | *65 | *50 | *64 | 684 | 13-13 | 36-32 |
| 59 | Nic Riddle, LS | --- | --- | --- | --- | --- | --- | --- | --- | --- | --- | --- | --- | --- | --- | 0-0 | 9-0 |
| 84 | Akeem Robinson, TE | *32 | *31 | *23 | 27 | *28 | *42 | *15 | *43 | *26 | 16 | 5 | *15 | ST | 303 | 13-9 | 25-9 |
| 23 | Chris Russell, S | 34 | 7 | 16 | 33 | 22 | 1 | 38 | ST | 5 | ST | 1 | 3 | 10 | 170 | 13-0 | 13-0 |
| 7 | Ricky Sapp, DE | 27 | 17 | 8 | 17 | 27 | 7 | 24 | 10 | 17 | 6 | 11 | 14 | 12 | 197 | 13-0 | 13-0 |
| 97 | Dorell Scott, DT | *28 | *41 | *29 | *18 | *25 | *37 | *14 | *40 | *46 | *31 | *31 | *46 | *44 | 430 | 13-13 | 22-13 |
| 87 | Brent Smith, FB | ST | --- | --- | --- | 4 | --- | ST | --- | --- | --- | --- | ST | --- | 4 | 4-0 | 13-0 |
| 86 | Brian Sorrells, WR | --- | --- | --- | 4 | 1 | --- | --- | --- | --- | --- | --- | --- | --- | 5 | 2-0 | 4-0 |
| 28 | C.J. Spiller, RB | *19 | 16 | 12 | 21 | 25 | 32 | 19 | 30 | 23 | 29 | 39 | 27 | 30 | 322 | 13-1 | 13-1 |
| 2 | Chansi Stuckey, WR | *32 | *73 | *53 | *28 | *22 | --- | --- | --- | *50 | *53 | *52 | *47 | *54 | 464 | 10-10 | 38-31 |
| 5 | Rendrick Taylor, WR | 23 | 34 | *24 | *29 | *21 | *21 | --- | --- | --- | --- | --- | --- | 2 | 154 | 7-4 | 18-4 |
| 58 | Taylor Tremel, OL | 4 | --- | --- | 17 | 10 | --- | 9 | --- | --- | --- | --- | --- | --- | 40 | 4-0 | 6-0 |
| 45 | Cortney Vincent, LB | 27 | ST | 4 | 14 | 15 | ST | 23 | 13 | 8 | 2 | *10 | 8 | *49 | 173 | 13-2 | 24-2 |
| 19 | Chris Wade, WR | ST | --- | --- | 5 | ST | --- | --- | --- | --- | --- | --- | --- | --- | 5 | 3-0 | 5-0 |
| 17 | Roy Walker, S | 37 | 17 | *47 | *38 | 34 | --- | 46 | 2 | 5 | ST | --- | --- | --- | 226 | 9-2 | 21-2 |
| 40 | Anthony Waters, LB | *38 | --- | --- | --- | --- | --- | --- | --- | --- | --- | --- | --- | --- | 38 | 1-1 | 36-23 |
| 32 | Nick Watkins, LB | *32 | *73 | *52 | *28 | *37 | *57 | *15 | *51 | *66 | *58 | *65 | *67 | *56 | 657 | 13-13 | 36-25 |
| 46 | Britton Whetsell, LB | --- | --- | --- | 1 | 3 | --- | --- | --- | --- | --- | --- | --- | --- | 4 | 2-0 | 2-0 |
| 98 | Kwam Williams, DE | 23 | 5 | 4 | 8 | 18 | --- | 15 | 6 | --- | --- | --- | --- | 7 | 86 | 8-0 | 20-0 |

* - start; ^ - double overtime game; ST - special teams only; Note: Numbers do not necessarily denote official plays, but rather snaps; **bold** denotes a Clemson home game.



Honors & Awards

Team

- Gaylord Hotels Music City Bowl
- Seven All-ACC Players by **AP/ACSMA** (tied for most)
- Five First-Team All-ACC Players by **AP/ACSMA** (tied for most)
- Ranked #12 at Midseason by Rivals.com
- Reached #10 ranking in **AP** poll on October 21, highest Clemson ranking in six years
- One of three FWAA/Tostitos Fiesta Bowl National Team-of-the-Week Runners-up vs. Georgia Tech
- CollegeFootballNews.com Summa Cum Laude-of-the-Week vs. Georgia Tech
- **ESPN/Kirk Herbstreit** Most Impressive Team-of-the-Day vs. Georgia Tech
- 14th in the Nation in Average Home Attendance
- First in the ACC in Average Home Attendance

#93 Gaines Adams, DE

- First-round draft pick (#4 overall) by the Buccaneers
- One of five Bronko Nagurski Trophy Finalists
- One of six Ted Hendricks Award Finalists
- One of 12 Lombardi Award Semifinalists
- One of 16 Bednarik Award Semifinalists
- Clemson's second unanimous All-American in history
- First-Team All-American by AFCA
- First-Team All-American by **Associated Press**
- First-Team All-American by CollegeFootballNews.com
- First-Team All-American by ESPN.com
- First-Team All-American by Football Writers Association
- First-Team All-American by Rivals.com
- First-Team All-American by **Sporting News**
- First-Team All-American by SportsLine.com
- First-Team All-American by Walter Camp Foundation
- First-Team All-Film Team by Todd McShay of Scout, Inc.
- Second-Team All-American by Scout.com
- ACC Defensive Player-of-the-Year by **AP/ACSMA**
- ACC Defensive Player-of-the-Year by CollegeFootballNews.com
- ACC Defensive Player-of-the-Year by Rivals.com
- ACC Defensive Player-of-the-Year by Scout.com
- R-LF/Cooper Tires ACC Defensive Player-of-the-Year
- First-Team All-ACC by **AP/ACSMA**
- First-Team All-ACC by CollegeFootballNews.com
- First-Team All-ACC by ESPN.com
- First-Team All-ACC by Rivals.com
- First-Team All-ACC by Scout.com
- State of South Carolina Hall of Fame Amateur Athlete-of-the-Year
- CTSN/Pet Dairy Performer-of-the-Year
- **ESPN/Pontiac** Game Changing Performance-of-the-Year Final Four
- **ESPN/Pontiac** Game Changing Performance-of-the-Week at Wake Forest



Dustin Fry was an NCSA Strength All-American and fifth-round draft selection.

- ACC Defensive Lineman-of-the-Week at Florida State
- ACC Defensive Lineman-of-the-Week at Wake Forest
- One of five USAToday.com National Player-of-the-Week Nominees at Wake Forest
- Permanent team captain
- Selected to play in Senior Bowl

#63 Nathan Bennett, OG

- Free-agent signee by the Panthers
- Third-Team All-American by **Associated Press**
- First-Team All-ACC by **AP/ACSMA**
- First-Team All-ACC by CollegeFootballNews.com
- First-Team All-ACC by ESPN.com
- First-Team All-ACC by Rivals.com
- First-Team All-ACC by Scout.com
- ACC Offensive Lineman-of-the-Week vs. Georgia Tech
- Selected to play in East/West Shrine Game

#18 Crezdon Butler, CB

- First-team Freshman All-ACC by **Sporting News**

#38 Chris Chancellor, CB

- Honorable Mention Freshman All-American by CollegeFootballNews.com

#43 Antonio Clay, LB

- Honorable Mention Sophomore All-American by CollegeFootballNews.com
- ACC Defensive Lineman-of-the-Week vs. Georgia Tech

#22 Chris Clemons, S

- Honorable Mention Sophomore All-American by CollegeFootballNews.com

#3 Duane Coleman, CB

- Free-agent signee by the Bills
- Honorable Mention All-ACC by **AP/ACSMA**
- ACC Defensive Back-of-the-Week at Florida State

#1 James Davis, RB

- One of 10 Doak Walker Award Semifinalists
- Third-Team Sophomore All-American by CollegeFootballNews.com
- First-Team All-ACC by **AP/ACSMA**
- First-Team All-ACC by Rivals.com
- First-Team All-ACC by Scout.com
- National Offensive Player-of-the-Week by Walter Camp Foundation vs. Georgia Tech
- **ESPN/Pontiac** Game Changing Performance-of-the-Week at Florida State
- USAToday.com National Player-of-the-Week vs. Georgia Tech
- ACC Offensive Back-of-the-Week vs. Georgia Tech

#75 Marion Dukes, OT

- Free-agent signee by the Dolphins

#6 Jacoby Ford, WR

- Second-Team Freshman All-American punt returner by Rivals.com
- Second-Team Freshman All-American kick returner by Scout.com

#62 Dustin Fry, C

- Fifth-round draft pick by the Rams
- NCSA Strength All-American
- First-Team All-ACC by CollegeFootballNews.com
- First-Team All-ACC by Scout.com
- Second-Team All-ACC by **AP/ACSMA**
- Second-Team All-ACC by Rivals.com
- ACC Offensive Lineman-of-the-Week vs. Louisiana Tech
- Selected to play in Senior Bowl

#12 C.J. Gaddis, DB

- Fifth-round draft pick by the Eagles

#15 Sergio Gilliam, CB

- Free-agent signee by the Vikings
- Selected to play in Hula Bowl

#89 Thomas Hunter, TE

- Honorable Mention All-ACC by **AP/ACSMA**
- Weaver-James-Corrigan Postgraduate Scholarship Award
- All-ACC Academic Team

#9 Ray Ray McElrathbey, WR

- **ABC World News Tonight** Person-of-the-Week for September 15
- Recipient of Keith Jackson Award of Excellence from **ESPN**
- FedEx Orange Bowl/FWAA Courage Award
- State of South Carolina Hall of Fame Bobby Richardson Sportsmanship Award

#37 Reggie Merriweather, RB

- Free-agent signee by the Chargers
- Selected to play in Hula Bowl

#41 Alex Pearson, FB

- All-ACC Academic Team

#14 Will Proctor, QB

- Selected to play in Hula Bowl (Team MVP)

#79 Barry Richardson, OT

- First-Team All-ACC by **AP/ACSMA**
- First-Team All-ACC by ESPN.com
- First-Team All-ACC by Rivals.com
- First-Team All-ACC by Scout.com

#7 Ricky Sapp, DE

- Honorable Mention Freshman All-American by CollegeFootballNews.com

#28 C.J. Spiller, RB

- First-Team Freshman All-American by CollegeFootballNews.com
- First-Team Freshman All-American by Rivals.com
- First-Team Freshman All-American by **Sporting News**
- First-Team Freshman All-American by Scout.com
- ACC Freshman-of-the-Year by CollegeFootballNews.com
- ACC Newcomer-of-the-Year by ESPN.com
- ACC Freshman-of-the-Year by Rivals.com
- Runner-up ACC Rookie-of-the-Year by **AP/ACSMA**
- Second-Team All-ACC by **AP/ACSMA**
- Second-Team All-ACC by Rivals.com
- Second-Team All-ACC by Scout.com
- First-Team All-ACC Freshman team by **Sporting News**
- ACC Rookie-of-the-Week vs. North Carolina
- ACC Rookie-of-the-Week at Wake Forest
- ACC Rookie-of-the-Week vs. Georgia Tech
- R-LF/Ruby Tuesday Play-of-the-Year (50-yard touchdown catch vs. Georgia Tech)

#2 Chansi Stuckey, WR

- Seventh-round draft pick by the Jets
- First-Team All-ACC by **AP/ACSMA**
- First-Team All-ACC by CollegeFootballNews.com
- First-Team All-ACC by ESPN.com
- First-Team All-ACC by Scout.com
- Second-Team All-ACC by Rivals.com
- Permanent team captain
- Selected to play in Senior Bowl

#40 Anthony Waters, LB

- Third-round draft pick by the Chargers
- NCSA Strength All-American
- Permanent team captain

#32 Nick Watkins, LB

- ACC Defensive Lineman-of-the-Week vs. N.C. State

Ron West, Assistant Coach

- Hula Bowl Assistant Coach

Note: All honors compiled by Dr. Harold Vigodsky.

Game Results vs. 2007 Opponents



Clemson vs. Florida State

All Games: Florida State leads 15-5
 At Clemson: Florida State leads 7-2
 At Memorial Stadium: Florida State leads 7-2
 Tommy Bowden vs. Florida State: 3-5
 Bobby Bowden vs. Clemson: 13-5
 Last Clemson Win: 27-20 at Florida State in 2006
 Last Clemson Win at Clemson: 35-14 in 2005
 Last Florida State Win: 41-22 at Florida State in 2004
 Last Florida State Win at Clemson: 41-27 in 2001
 Longest Clemson Win Streak: 2 (2005-06)
 Longest Florida State Win Streak: 11 (1992-02)
 Biggest Clemson Win: 35-14 in 2005
 Biggest Florida State Win: 57-0 in 1993

| Year | CU | FSU | Rank | Site | W-L | CU | FSU |
|------|-------|-----|-------|------|-----|----|-----|
| 1970 | 3-5 | 4-3 | | A | L | 13 | 38 |
| 1975 | 1-6 | 1-6 | | H | L | 7 | 43 |
| 1976 | 1-4-2 | 2-5 | | A | W | 15 | 12 |
| 1988 | 2-0 | 1-1 | 3/10 | H | L | 21 | 24 |
| 1989 | 1-0 | 0-1 | 10/16 | A | W | 34 | 23 |
| 1992 | 1-0 | 1-0 | 15/5 | H | L | 20 | 24 |
| 1993 | 1-0 | 2-0 | 21/1 | A | L | 0 | 57 |
| 1994 | 2-4 | 4-1 | -/7 | A | L | 0 | 17 |
| 1995 | 1-0 | 1-0 | -/1 | H | L | 26 | 45 |
| 1996 | 2-2 | 3-0 | -/2 | A | L | 3 | 34 |
| 1997 | 2-0 | 2-0 | 16/5 | H | L | 28 | 35 |
| 1998 | 2-4 | 5-1 | -/16 | A | L | 0 | 48 |
| 1999 | 3-3 | 7-0 | -/1 | H | L | 14 | 17 |
| 2000 | 8-1 | 8-1 | 10/4 | A | L | 7 | 54 |
| 2001 | 5-2 | 5-2 | -/14 | H | L | 27 | 41 |
| 2002 | 3-1 | 4-1 | -/11 | A | L | 31 | 48 |
| 2003 | 5-4 | 8-1 | -/3 | H | W | 26 | 10 |
| 2004 | 1-2 | 1-1 | -/8 | A | L | 22 | 41 |
| 2005 | 5-4 | 7-2 | -/17 | H | W | 35 | 14 |
| 2006 | 1-1 | 2-0 | -/9 | A | W | 27 | 20 |

Clemson vs. Furman

All Games: Clemson leads 40-10-4
 At Clemson: Clemson leads 22-2
 At Memorial Stadium: Clemson leads 17-0
 Tommy Bowden vs. Furman: 1-0
 Bobby Lamb vs. Clemson: 0-1
 Last Clemson Win: 28-17 at Clemson in 2003
 Last Furman Win: 12-0 at Clemson in 1936
 Longest Clemson Win Streak: 28 (1938-03)
 Longest Furman Win Streak: 4 (1924-27)
 Biggest Clemson Win: 94-0 in 1915
 Biggest Furman Win: 30-0 in 1926

| Year | CU | FUR | Rank | Site | W-L | CU | FUR |
|------|-------|-------|------|------|-----|----|-----|
| 1896 | 0-0 | 0-0 | | A | W | 14 | 6 |
| 1902 | 2-0 | 3-2-1 | | A | W | 28 | 0 |
| 1914 | 0-2-1 | 2-0 | | A | W | 57 | 0 |
| 1915 | 0-0 | 0-0 | | A | W | 94 | 0 |
| 1916 | 0-0 | 0-0 | | H | W | 7 | 6 |
| 1917 | 1-0 | 1-1 | | A | W | 38 | 0 |
| 1918 | 3-2 | 0-1-1 | | H | W | 67 | 7 |
| 1919 | 6-2 | 6-1-1 | | A | T | 7 | 7 |
| 1920 | 4-4-1 | 7-1 | | A | L | 0 | 14 |
| 1921 | 1-2 | 2-2 | | A | T | 0 | 0 |
| 1922 | 5-2 | 6-3 | | A | L | 6 | 20 |
| 1923 | 4-2-1 | 9-1 | | A | W | 7 | 6 |
| 1924 | 2-5 | 4-5 | | H | L | 0 | 3 |
| 1925 | 1-6 | 6-3 | | A | L | 0 | 26 |
| 1926 | 2-6 | 7-1-1 | | A | L | 0 | 30 |
| 1927 | 5-2-1 | 8-1 | | A | L | 0 | 28 |
| 1928 | 7-2 | 5-3 | | A | W | 27 | 12 |
| 1929 | 7-3 | 5-3-1 | | H | W | 7 | 6 |
| 1930 | 7-2 | 6-2-1 | | A | W | 12 | 7 |
| 1931 | 1-6-1 | 5-2-1 | | A | T | 0 | 0 |
| 1932 | 3-4-1 | 7-1 | | A | L | 0 | 7 |
| 1933 | 3-5-2 | 5-1-2 | | A | L | 0 | 6 |
| 1934 | 4-4 | 5-3 | | H | W | 7 | 0 |
| 1935 | 6-2 | 7-1 | | A | L | 6 | 8 |
| 1936 | 5-4 | 6-2 | | H | L | 0 | 12 |
| 1937 | 4-4 | 4-3-1 | | A | T | 0 | 0 |
| 1938 | 6-1-1 | 2-6-1 | | H | W | 10 | 7 |
| 1939 | 7-1 | 5-3 | 15/- | A | W | 14 | 3 |
| 1940 | 5-2-1 | 5-3 | | A | W | 13 | 7 |
| 1941 | 6-1 | 3-3-2 | 18/- | A | W | 34 | 6 |

| | | | | | | | |
|------|-------|-------|------|---|---|----|----|
| 1942 | 2-5-1 | 3-5 | | H | W | 12 | 7 |
| 1946 | 2-5 | 2-5 | | H | W | 20 | 6 |
| 1947 | 1-5 | 2-4 | | A | W | 35 | 7 |
| 1948 | 5-0 | 2-3-1 | 12/- | H | W | 41 | 0 |
| 1949 | 3-4-1 | 3-5 | | A | W | 28 | 21 |
| 1950 | 6-0-1 | 2-7-1 | 11/- | H | W | 57 | 2 |
| 1951 | 5-2 | 3-5-1 | | A | W | 34 | 14 |
| 1954 | 3-3 | 5-2 | | H | W | 27 | 6 |
| 1955 | 6-3 | 1-8 | | A | W | 40 | 20 |
| 1956 | 6-1-2 | 2-7 | | H | W | 28 | 7 |
| 1957 | 6-3 | 3-6 | | A | W | 45 | 6 |
| 1958 | 7-2 | 2-6 | 12/- | H | W | 36 | 19 |
| 1959 | 7-2 | 3-6 | 14/- | A | W | 56 | 3 |
| 1960 | 5-4 | 5-3-1 | | H | W | 42 | 14 |
| 1961 | 3-5 | 7-2 | | H | W | 35 | 6 |
| 1962 | 3-4 | 4-4 | | A | W | 44 | 3 |
| 1964 | 0-0 | 1-0 | | H | W | 28 | 0 |
| 1979 | 0-0 | 0-0 | | H | W | 21 | 0 |
| 1988 | 1-0 | 1-0 | 3/- | H | W | 23 | 3 |
| 1989 | 0-0 | 0-0 | 12/- | H | W | 30 | 0 |
| 1994 | 0-0 | 0-0 | 24/- | H | W | 27 | 6 |
| 1996 | 0-1 | 0-0 | | H | W | 19 | 3 |
| 1998 | 0-0 | 0-0 | | H | W | 33 | 0 |
| 2003 | 0-1 | 1-0 | | H | W | 28 | 17 |

Clemson vs. N.C. State

All Games: Clemson leads 47-27-1
 At N.C. State: Clemson leads 16-15
 At Carter-Finley Stadium: N.C. State leads 11-8
 Tommy Bowden vs. N.C. State: 5-3
 Tom O'Brien vs. Clemson: 2-0
 Last Clemson Win: 20-14 at Clemson in 2006
 Last Clemson Win at N.C. State: 31-10 in 2005
 Last N.C. State Win: 17-15 at N.C. State in 2003
 Longest Clemson Win Streak: 5 (1933-41,48-56,81-85)
 Longest N.C. State Win Streak: 6 (1971-76)
 Biggest Clemson Win: 39-10 in 1985
 Biggest N.C. State Win: 45-7 in 1975

| Year | CU | NCS | Rank | Site | W-L | CU | NCS |
|------|-------|-------|------|------|-----|----|-----|
| 1899 | 2-2 | 1-1-2 | | N1 | W | 24 | 0 |
| 1902 | 0-0 | 0-0 | | H | W | 11 | 5 |
| 1903 | 2-0 | 2-2 | | N2 | W | 24 | 0 |
| 1904 | 3-2-1 | 2-1-2 | | A | L | 0 | 18 |
| 1906 | 1-0-1 | 3-0-3 | | N2 | T | 0 | 0 |
| 1926 | 1-2 | 4-5 | | H | W | 7 | 3 |
| 1927 | 1-0-1 | 1-1 | | A | L | 6 | 18 |
| 1928 | 3-0 | 1-1 | | N3 | W | 7 | 0 |
| 1929 | 3-0 | 0-1 | | N3 | W | 26 | 0 |
| 1930 | 3-0 | 1-2 | | N4 | W | 27 | 0 |
| 1931 | 0-1-1 | 1-1 | | N4 | W | 6 | 0 |
| 1932 | 1-1 | 2-0 | | A | L | 0 | 13 |
| 1933 | 0-1-1 | 1-1 | | H | W | 9 | 0 |
| 1934 | 2-3 | 2-2-1 | | A | W | 12 | 6 |
| 1939 | 1-1 | 1-1 | | N4 | W | 25 | 6 |
| 1940 | 2-0 | 2-0 | | N4 | W | 26 | 7 |
| 1941 | 2-0 | 1-0-1 | | N4 | W | 27 | 6 |
| 1942 | 1-0-1 | 1-0-1 | | N4 | L | 6 | 7 |
| 1943 | 0-1 | 1-0 | | N4 | W | 19 | 7 |
| 1944 | 1-1 | 2-0 | | N4 | W | 13 | 7 |
| 1945 | 1-1 | 1-1 | | A | W | 13 | 0 |
| 1946 | 1-1 | 1-0 | | H | L | 7 | 14 |
| 1947 | 1-2 | 1-1 | | A | L | 0 | 18 |
| 1948 | 1-0 | 0-0-1 | | H | W | 6 | 0 |
| 1949 | 1-1 | 0-1 | | A | W | 7 | 6 |
| 1950 | 2-0 | 1-1 | 18/- | H | W | 27 | 0 |
| 1951 | 2-0 | 1-2 | 18/- | A | W | 6 | 0 |
| 1956 | 1-0-1 | 1-1 | | A | W | 13 | 7 |
| 1957 | 1-1 | 2-0 | -/13 | H | L | 7 | 13 |
| 1958 | 5-2 | 2-5-1 | | A | W | 13 | 6 |
| 1959 | 2-1 | 1-1 | | H | W | 23 | 0 |
| 1961 | 4-5 | 4-5 | | H | W | 20 | 0 |
| 1962 | 0-1 | 1-0 | | A | W | 7 | 0 |
| 1963 | 0-2 | 2-0 | | H | L | 3 | 7 |
| 1964 | 1-0 | 1-0 | | A | L | 0 | 9 |
| 1965 | 0-0 | 0-0 | | H | W | 21 | 7 |
| 1966 | 5-3 | 4-5 | | A | L | 14 | 23 |
| 1967 | 4-4 | 8-1 | -/10 | H | W | 14 | 6 |
| 1968 | 1-4-1 | 5-2 | | A | W | 24 | 19 |
| 1971 | 4-5 | 2-8 | | H | L | 23 | 31 |

| | | | | | | | |
|------|-------|-------|-------|---|---|----|----|
| 1972 | 3-6 | 6-3-1 | | A | L | 17 | 42 |
| 1973 | 3-3 | 4-2 | | H | L | 6 | 29 |
| 1974 | 0-1 | 2-0 | -/15 | A | L | 10 | 31 |
| 1975 | 1-5 | 4-3 | | H | L | 7 | 45 |
| 1976 | 1-3-2 | 2-4-1 | | A | L | 21 | 38 |
| 1977 | 5-1 | 5-2 | 20/- | H | W | 7 | 3 |
| 1978 | 5-1 | 5-1 | 20/- | A | W | 33 | 10 |
| 1979 | 5-1 | 5-2 | | H | L | 13 | 16 |
| 1980 | 4-2 | 3-3 | | A | L | 20 | 24 |
| 1981 | 6-0 | 4-2 | 4/- | H | W | 17 | 7 |
| 1982 | 4-1-1 | 4-2 | 18/- | A | W | 38 | 29 |
| 1983 | 4-1-1 | 2-4 | | H | W | 27 | 17 |
| 1984 | 4-2 | 3-4 | | A | W | 35 | 34 |
| 1985 | 3-3 | 1-6 | | H | W | 39 | 10 |
| 1986 | 5-1 | 4-1-1 | 16/20 | A | L | 3 | 27 |
| 1987 | 6-0 | 2-4 | 7/- | H | L | 28 | 30 |
| 1988 | 5-1 | 5-1 | 9/24 | A | L | 3 | 10 |
| 1989 | 5-2 | 6-0 | -/12 | H | W | 30 | 10 |
| 1990 | 5-2 | 4-3 | 22/- | A | W | 24 | 17 |
| 1991 | 3-1-1 | 6-0 | 19/12 | H | W | 29 | 19 |
| 1992 | 4-2 | 5-2-1 | 18/23 | A | L | 6 | 20 |
| 1993 | 2-1 | 2-1 | -/24 | H | W | 20 | 14 |
| 1994 | 1-0 | 1-0 | 22/- | H | L | 12 | 29 |
| 1995 | 2-2 | 1-3 | | A | W | 43 | 22 |
| 1996 | 6-3 | 2-6 | | H | W | 40 | 17 |
| 1997 | 1-0 | 2-0 | 19/- | A | W | 19 | 17 |
| 1998 | 2-6 | 4-3 | | H | L | 39 | 46 |
| 1999 | 2-2 | 3-2 | | A | L | 31 | 35 |
| 2000 | 5-0 | 4-0 | 5/- | H | W | 34 | 27 |
| 2001 | 3-1 | 3-1 | 16/- | A | W | 45 | 37 |
| 2002 | 4-3 | 8-0 | -/12 | H | L | 6 | 38 |
| 2003 | 4-2 | 4-3 | | A | L | 15 | 17 |
| 2004 | 3-4 | 4-3 | | H | W | 26 | 20 |
| 2005 | 2-3 | 2-2 | | A | W | 31 | 10 |
| 2006 | 7-3 | 3-6 | | H | W | 20 | 14 |

N1 - Rock Hill, SC; N2 - Columbia, SC; N3 - Florence, SC; N4 - Charlotte, NC

Clemson vs. Georgia Tech

All Games: Georgia Tech leads 45-24-2
 At Georgia Tech: Georgia Tech leads 40-13-2
 At Bobby Dodd Stadium: Georgia Tech leads 33-9-1
 Tommy Bowden vs. Georgia Tech: 4-4
 Chan Gailey vs. Clemson: 2-3
 Last Clemson Win: 31-7 at Clemson in 2006
 Last Clemson Win at Georgia Tech: 39-3 in 2003
 Last Georgia Tech Win: 10-9 at Georgia Tech in 2005
 Longest Clemson Win Streak: 4 (1993-96)
 Longest Georgia Tech Win Streak: 15 (1908-34)
 Biggest Clemson Win: 73-0 in 1903
 Biggest Georgia Tech Win: 51-0 in 1944

| Year | CU | GAT | Rank | Site | W-L | CU | GAT |
|------|-------|-------|------|------|-----|----|-----|
| 1898 | 2-1 | 0-1 | | N1 | W | 23 | 0 |
| 1899 | 3-2 | 0-3 | | N2 | W | 41 | 5 |
| 1902 | 1-0 | 0-1 | | A | W | 44 | 5 |
| 1903 | 1-0 | 0-0 | | A | W | 73 | 0 |
| 1904 | 2-2 | 5-1 | | A | T | 11 | 11 |
| 1905 | 3-1-1 | 1-0 | | A | L | 10 | 17 |
| 1906 | 3-0-3 | 4-2 | | A | W | 10 | 0 |
| 1907 | 3-4 | 3-4 | | A | W | 6 | 5 |
| 1908 | 1-5 | 5-3 | | A | L | 6 | 30 |
| 1909 | 6-2 | 6-2 | | A | L | 3 | 29 |
| 1910 | 4-2-1 | 4-3 | | A | L | 0 | 34 |
| 1911 | 3-4 | 5-2-1 | | A | L | 0 | 31 |
| 1912 | 4-3 | 4-3-1 | | A | L | 0 | 23 |
| 1913 | 4-3 | 6-2 | | A | L | 0 | 34 |
| 1914 | 5-2-1 | 5-2 | | A | L | 6 | 26 |
| 1918 | 1-0 | 0-0 | | A | L | 0 | 28 |
| 1919 | 2-0 | 3-0 | | A | L | 0 | 28 |
| 1920 | 3-3-1 | 5-1 | | A | L | 0 | 7 |
| 1921 | 1-3-1 | 5-1 | | A | L | 7 | 48 |
| 1922 | 3-1 | 4-2 | | A | L | 7 | 21 |
| 1932 | 1-0 | 0-0 | | A | L | 14 | 32 |
| 1933 | 0-0-1 | 0-0 | | A | L | 2 | 39 |
| 1934 | 1-0 | 0-0 | | A | L | 7 | 12 |
| 1936 | 3-3 | 3-1-1 | | A | W | 14 | 13 |
| 1937 | 3-3 | 4-2 | | A | L | 0 | 7 |
| 1943 | 2-5 | 5-3 | -/15 | A | L | 6 | 41 |
| 1944 | 1-0 | 0-0 | | A | L | 0 | 51 |



Game Results vs. 2007 Opponents

| | | | | | | | |
|------|-------|-------|-------|---|-------------------|----|----|
| 1945 | 5-2-1 | 4-4 | | A | W | 21 | 7 |
| 1953 | 2-3-1 | 5-1-1 | -/6 | A | L | 7 | 20 |
| 1958 | 5-1 | 4-2-1 | 17/- | A | L | 0 | 13 |
| 1959 | 2-0 | 2-0 | 6/7 | A | L | 6 | 16 |
| 1962 | 0-0 | 0-0 | | A | L | 9 | 26 |
| 1963 | 0-1 | 1-0 | -/9 | A | L | 0 | 27 |
| 1964 | 1-1 | 2-0 | | A | L | 7 | 14 |
| 1965 | 2-0 | 0-1-1 | | A | L | 6 | 38 |
| 1966 | 1-0 | 2-0 | -/9 | A | L | 12 | 13 |
| 1967 | 1-1 | 2-0 | | A | L | 0 | 10 |
| 1968 | 0-1-1 | 1-1 | | A | L | 21 | 24 |
| 1969 | 1-1 | 2-0 | | A | W | 21 | 10 |
| 1970 | 2-1 | 3-0 | -/15 | A | L | 7 | 28 |
| 1971 | 0-2 | 1-2 | | A | L | 14 | 24 |
| 1972 | 1-2 | 2-1-1 | | A | L | 9 | 31 |
| 1973 | 1-1 | 0-2 | | A | L | 21 | 29 |
| 1974 | 0-2 | 1-2 | | H | W | 21 | 17 |
| 1975 | 0-2 | 1-1 | | A | L | 28 | 33 |
| 1976 | 1-1 | 0-2 | | A | T | 24 | 24 |
| 1977 | 1-1 | 1-1 | | A | W | 31 | 14 |
| 1983 | 1-1-1 | 0-2 | | H | W | 41 | 14 |
| 1984 | 2-1 | 2-2 | 13/20 | A | L | 21 | 28 |
| 1985 | 1-1 | 1-1 | | H | L | 3 | 14 |
| 1986 | 1-1 | 1-0-1 | | A | W | 27 | 3 |
| 1987 | 3-0 | 1-1 | 9/- | H | W | 33 | 12 |
| 1988 | 2-1 | 1-1 | 12/- | A | W | 30 | 13 |
| 1989 | 5-1 | 1-3 | 14/- | H | L | 14 | 30 |
| 1990 | 5-1 | 4-0 | 15/18 | A | L | 19 | 21 |
| 1991 | 2-0 | 2-1 | 7/19 | H | W | 9 | 7 |
| 1992 | 1-1 | 1-0 | 16/- | A | L | 16 | 20 |
| 1993 | 1-1 | 2-0 | | H | W | 16 | 13 |
| 1994 | 4-5 | 1-7 | | H | W | 20 | 10 |
| 1995 | 4-3 | 4-3 | | A | W | 24 | 3 |
| 1996 | 3-3 | 4-1 | -/22 | H | W | 28 | 25 |
| 1997 | 2-1 | 1-1 | 17/- | A | L | 20 | 23 |
| 1998 | 2-7 | 6-2 | -/22 | H | L | 21 | 24 |
| 1999 | 5-4 | 6-2 | -/13 | A | L | 42 | 45 |
| 2000 | 8-0 | 5-2 | 5/- | H | L | 28 | 31 |
| 2001 | 2-1 | 3-0 | -/9 | A | W ^(OT) | 47 | 44 |
| 2002 | 1-1 | 2-0 | | H | W | 24 | 19 |
| 2003 | 2-1 | 1-2 | | A | W | 39 | 3 |
| 2004 | 1-0 | 1-0 | 20/- | H | L | 24 | 28 |
| 2005 | 4-3 | 4-2 | | A | L | 9 | 10 |
| 2006 | 6-1 | 5-1 | 12/13 | H | W | 31 | 7 |

N1 - Augusta, GA; N2 - Greenville, SC

Clemson vs. Virginia Tech

All Games: Clemson leads 17-11-1
At Clemson: Clemson leads 8-5-1
At Memorial Stadium: Clemson leads 7-3
Tommy Bowden vs. Virginia Tech: 0-3
Frank Beamer vs. Clemson: 4-3
Last Clemson Win: 27-7 at Virginia Tech in 1989
Last Clemson Win at Clemson: 40-7 in 1988
Last Virginia Tech Win: 24-7 at Virginia Tech in 2006
Last Virginia Tech Win at Clemson: 37-0 in 1998
Longest Clemson Win Streak: 9 (1955-85)
Longest Virginia Tech Win Streak: 4 (1908-24, 98-06)
Biggest Clemson Win: 35-0 in 1945
Biggest Virginia Tech Win: 50-6 in 1924

| Year | CU | VAT | Rank | Site | W-L | CU | VAT |
|------|-------|-------|-------|------|-----|----|-----|
| 1900 | 4-0 | 3-1-1 | | N1 | W | 12 | 5 |
| 1901 | 2-0-1 | 3-1 | | N2 | L | 11 | 17 |
| 1906 | 0-0 | 2-0 | | H | T | 0 | 0 |
| 1908 | 1-0 | 1-0 | | H | L | 0 | 6 |
| 1909 | 1-0 | 0-0 | | A | L | 0 | 6 |
| 1923 | 2-1-1 | 3-2 | | A | L | 6 | 25 |
| 1924 | 2-2 | 3-0-2 | | H | L | 6 | 50 |
| 1935 | 1-0 | 1-0 | | A | W | 28 | 7 |
| 1936 | 1-0 | 1-0 | | H | W | 20 | 0 |
| 1945 | 3-2-1 | 1-4 | | H | W | 35 | 0 |
| 1946 | 1-4 | 1-2-2 | | A | W | 14 | 7 |
| 1954 | 1-1 | 2-0 | | H | L | 7 | 18 |
| 1955 | 5-1 | 4-2-1 | | N3 | W | 21 | 16 |
| 1956 | 4-0-1 | 6-1 | 13/15 | H | W | 21 | 6 |
| 1960 | 1-0 | 1-1 | 7/- | H | W | 13 | 7 |
| 1977 | 2-1 | 0-2 | | A | W | 31 | 13 |
| 1978 | 2-1 | 2-2 | | H | W | 38 | 7 |
| 1979 | 3-1 | 3-2 | | A | W | 21 | 0 |

| | | | | | | | |
|------|-----|-------|------|----|---|----|----|
| 1980 | 2-1 | 4-0 | | H | W | 13 | 10 |
| 1984 | 6-2 | 7-2 | | H | W | 17 | 10 |
| 1985 | 0-0 | 0-2 | | A | W | 20 | 17 |
| 1986 | 0-0 | 0-1 | | H | L | 14 | 20 |
| 1987 | 1-0 | 0-0 | 10/- | A | W | 22 | 10 |
| 1988 | 0-0 | 0-0 | 4/- | H | W | 40 | 7 |
| 1989 | 2-0 | 1-0-1 | 7/- | A | W | 27 | 7 |
| 1998 | 1-0 | 1-0 | | H | L | 0 | 37 |
| 1999 | 1-1 | 2-0 | -/8 | A | L | 11 | 31 |
| 2000 | 9-2 | 10-1 | 16/6 | N4 | L | 20 | 41 |
| 2006 | 7-1 | 5-2 | 10/- | A | L | 7 | 24 |

N1 - Charlotte, NC; N2 - Columbia, SC; N3 - Roanoke, VA; N4 - Jacksonville, FL

Clemson vs. Maryland

All Games: Clemson leads 29-24-2
At Maryland: Clemson leads 13-12-2
At Byrd Stadium: Clemson leads 12-11-1
Tommy Bowden vs. Maryland: 4-4
Ralph Friedgen vs. Clemson: 4-2
Last Clemson Win: 28-24 at Maryland in 2005
Last Maryland Win: 13-12 at Clemson in 2006
Last Maryland Win at Maryland: 21-7 in 2003
Longest Clemson Win Streak: 8 (1993-00)
Longest Maryland Win Streak: 6 (1972-77)
Biggest Clemson Win: 40-0 in 1969
Biggest Maryland Win: 41-0 in 1974

| Year | CU | UMD | Rank | Site | W-L | CU | UMD |
|------|-------|-------|-------|------|-----|----|-----|
| 1952 | 1-1 | 2-0 | -/3 | A | L | 0 | 28 |
| 1953 | 1-0-1 | 2-0 | -/3 | H | L | 0 | 20 |
| 1954 | 4-3 | 4-2-1 | -/17 | A | L | 0 | 16 |
| 1955 | 6-1 | 8-0 | -/2 | H | L | 12 | 25 |
| 1956 | 5-0-1 | 1-6 | 11/- | A | T | 6 | 6 |
| 1957 | 4-2 | 3-4 | | H | W | 26 | 7 |
| 1958 | 2-0 | 1-1 | 10/- | A | W | 8 | 0 |
| 1959 | 6-1 | 2-5 | 11/- | H | L | 25 | 28 |
| 1960 | 3-0 | 1-3 | 8/- | A | L | 17 | 19 |
| 1961 | 0-1 | 1-0 | | H | L | 21 | 24 |
| 1962 | 4-4 | 5-3 | | A | W | 17 | 14 |
| 1963 | 3-4-1 | 2-6 | | H | W | 21 | 6 |
| 1964 | 3-5 | 3-5 | | A | L | 0 | 34 |
| 1965 | 5-3 | 3-4 | | H | L | 0 | 6 |
| 1966 | 4-3 | 4-3 | | A | W | 14 | 10 |
| 1967 | 3-4 | 0-6 | | H | W | 28 | 7 |
| 1968 | 2-4-1 | 2-5 | | A | W | 16 | 0 |
| 1969 | 3-3 | 2-4 | | H | W | 40 | 0 |
| 1970 | 2-5 | 1-6 | | A | W | 24 | 11 |
| 1971 | 3-5 | 2-7 | | H | W | 20 | 14 |
| 1972 | 3-5 | 4-4-1 | | A | L | 6 | 31 |
| 1973 | 5-4 | 6-3 | | H | L | 13 | 28 |
| 1974 | 2-2 | 2-2 | | A | L | 0 | 41 |
| 1975 | 2-7 | 6-2-1 | | H | L | 20 | 22 |
| 1976 | 2-5-2 | 9-0 | -/6 | A | L | 0 | 20 |
| 1977 | 0-0 | 0-0 | -/10 | H | L | 14 | 21 |
| 1978 | 8-1 | 9-1 | 12/11 | A | W | 28 | 24 |
| 1979 | 1-0 | 1-0 | | H | L | 0 | 19 |
| 1980 | 5-4 | 6-3 | | A | L | 7 | 34 |
| 1981 | 9-0 | 3-4-1 | 2/- | H | W | 21 | 7 |
| 1982 | 6-1-1 | 7-2 | 11/18 | A | W | 24 | 22 |
| 1983 | 7-1-1 | 7-2 | 17/11 | H | W | 52 | 27 |
| 1984 | 7-2 | 6-3 | 20/- | A1 | L | 23 | 41 |
| 1985 | 5-4 | 6-3 | | H | L | 31 | 34 |
| 1986 | 7-2 | 4-5 | 15/- | A1 | T | 17 | 17 |
| 1987 | 8-1 | 4-5 | 9/- | H | W | 45 | 16 |
| 1988 | 7-2 | 5-4 | 16/- | A | W | 49 | 25 |
| 1989 | 3-0 | 1-2 | 7/- | H | W | 31 | 7 |
| 1990 | 1-1 | 2-0 | 10/- | A1 | W | 18 | 17 |
| 1991 | 6-1-1 | 2-7 | 15/- | H | W | 40 | 7 |
| 1992 | 5-4 | 2-8 | | A | L | 23 | 53 |
| 1993 | 5-2 | 1-6 | | H | W | 29 | 0 |
| 1994 | 1-2 | 1-2 | | H | W | 13 | 0 |
| 1995 | 3-3 | 5-1 | | A | W | 17 | 0 |
| 1996 | 4-3 | 4-4 | | H | W | 35 | 3 |
| 1997 | 3-3 | 2-5 | | A | W | 20 | 9 |
| 1998 | 1-4 | 2-3 | | H | W | 23 | 0 |
| 1999 | 2-3 | 4-1 | | A | W | 42 | 30 |
| 2000 | 6-0 | 2-3 | 5/- | H | W | 35 | 14 |
| 2001 | 5-3 | 8-1 | -/13 | A | L | 20 | 37 |
| 2002 | 6-4 | 8-2 | -/19 | H | L | 12 | 30 |

| | | | | | | | |
|------|-----|-----|------|---|---|----|----|
| 2003 | 3-1 | 3-2 | | A | L | 7 | 21 |
| 2004 | 2-4 | 3-3 | | H | W | 10 | 7 |
| 2005 | 1-0 | 1-0 | 25/- | A | W | 28 | 24 |
| 2006 | 7-2 | 6-2 | 19/- | H | L | 12 | 13 |

A1 - Baltimore, MD

Clemson vs. Duke

All Games: Clemson leads 33-16-1
At Duke: Clemson leads 13-12
At Wallace Wade Stadium: Clemson leads 13-12
Tommy Bowden vs. Duke: 6-1
Ted Roof vs. Clemson: 1-2
Last Clemson Win: 49-20 at Clemson in 2005
Last Clemson Win at Duke: 34-31 in 2002
Last Duke Win: 16-13 at Duke in 2004
Longest Clemson Win Streak: 8 (1981-88)
Longest Duke Win Streak: 4 (1934-57)
Biggest Clemson Win: 58-7 in 1999
Biggest Duke Win: 38-12 in 1935

| Year | CU | DUK | Rank | Site | W-L | CU | DUK |
|------|-------|-------|-------|------|-------------------|----|-----|
| 1934 | 1-1 | 1-0 | | A | L | 6 | 20 |
| 1935 | 3-0 | 3-0 | | A | L | 12 | 38 |
| 1936 | 2-1 | 3-0 | | A | L | 0 | 25 |
| 1957 | 5-2 | 5-1-2 | 14/11 | A | L | 6 | 7 |
| 1959 | 5-1 | 3-4 | 10/- | H | W | 6 | 0 |
| 1960 | 3-1 | 3-1 | | A | L | 6 | 21 |
| 1961 | 1-3 | 3-1 | | A | W | 17 | 7 |
| 1962 | 2-2 | 3-1 | | H | L | 0 | 16 |
| 1963 | 0-3-1 | 3-0-1 | | A | L | 30 | 35 |
| 1965 | 2-2 | 4-0 | | A | W | 3 | 2 |
| 1966 | 1-2 | 3-1 | | H | W | 9 | 6 |
| 1967 | 1-3 | 3-2 | | A | W | 13 | 7 |
| 1968 | 0-3-1 | 2-2 | | H | W | 39 | 22 |
| 1969 | 4-3 | 1-5-1 | | A | L | 27 | 34 |
| 1970 | 2-4 | 4-2 | | H | L | 10 | 21 |
| 1971 | 0-3 | 4-0 | -/14 | N1 | W | 3 | 0 |
| 1972 | 1-3 | 1-4 | | H | L | 0 | 7 |
| 1973 | 2-3 | 1-4 | | A | W | 24 | 8 |
| 1974 | 2-3 | 4-1 | | H | W | 17 | 13 |
| 1975 | 1-4 | 2-3 | | A | L | 21 | 25 |
| 1976 | 1-3-1 | 3-2 | | H | T | 18 | 18 |
| 1977 | 4-1 | 3-2 | | A | W | 17 | 11 |
| 1978 | 4-1 | 3-2 | | H | W | 28 | 8 |
| 1979 | 4-1 | 2-2-1 | | A | W | 28 | 10 |
| 1980 | 4-1 | 0-5 | | H | L | 17 | 34 |
| 1981 | 5-0 | 3-2 | 6/- | A | W | 38 | 10 |
| 1982 | 3-1-1 | 3-2 | 20/- | H | W | 49 | 14 |
| 1983 | 3-1-1 | 0-5 | | A | W | 38 | 31 |
| 1984 | 3-2 | 1-4 | | H | W | 54 | 21 |
| 1985 | 2-3 | 2-3 | | A | W | 21 | 9 |
| 1986 | 4-1 | 3-2 | 17/- | H | W | 35 | 3 |
| 1987 | 5-0 | 3-2 | 7/- | H | W | 17 | 10 |
| 1988 | 4-1 | 5-0 | 11/22 | H | W | 49 | 17 |
| 1989 | 4-0 | 1-3 | 7/- | A | L | 17 | 21 |
| 1990 | 3-1 | 1-2 | 19/- | H | W | 26 | 7 |
| 1991 | 8-1-1 | 4-5-1 | 13/- | N2 | W | 33 | 21 |
| 1992 | 3-2 | 2-3 | 19/- | H | W | 21 | 6 |
| 1993 | 3-1 | 1-4 | | A | W | 13 | 10 |
| 1994 | 2-3 | 5-0 | -/25 | A | L | 13 | 19 |
| 1995 | 6-3 | 3-6 | 24/- | H | W | 34 | 17 |
| 1996 | 2-3 | 0-5 | | A | W | 13 | 6 |
| 1997 | 5-3 | 2-6 | | H | W ^(OT) | 29 | 20 |
| 1998 | 2-5 | 3-4 | | A | L | 23 | 28 |
| 1999 | 4-4 | 2-6 | | H | W | 58 | 7 |
| 2000 | 4-0 | 0-4 | 7/- | A | W | 52 | 22 |
| 2001 | 5-5 | 0-10 | | H | W | 59 | 31 |
| 2002 | 4-4 | 2-7 | | A | W | 34 | 31 |
| 2003 | 6-4 | 3-7 | | H | W | 40 | 7 |
| 2004 | 5-4 | 1-8 | | A | L | 13 | 16 |
| 2005 | 4-4 | 1-8 | | H | W | 49 | 20 |

N1 - Norfolk, VA; N2 - Tokyo, Japan

Clemson vs. Wake Forest

All Games: Clemson leads 55-16-1
At Clemson: Clemson leads 32-7
At Memorial Stadium: Clemson leads 27-7
Tommy Bowden vs. Wake Forest: 6-2
Jim Grobe vs. Clemson: 2-4
Last Clemson Win: 27-17 at Wake Forest in 2006

Game Results vs. 2007 Opponents



Last Clemson Win at Clemson: 37-30 in 2004
 Last Wake Forest Win: 31-27 at Wake Forest in 2005
 Last Wake Forest Win at Clemson: 29-19 in 1998
 Longest Clemson Win Streak: 15 (1977-91)
 Longest Wake Forest Win Streak: 6 (1942-47)
 Biggest Clemson Win: 82-24 in 1984
 Biggest Wake Forest Win: 41-12 in 1943

| Year | CU | WFU | Rank | Site | W-L | CU | WFU |
|------|-------|-------|-------|------|---------------------|----|-----|
| 1933 | 1-3-2 | 0-2-1 | | N1 | W | 13 | 0 |
| 1935 | 2-0 | 0-3 | | H | W | 13 | 7 |
| 1936 | 2-2 | 2-1 | | A | L | 0 | 6 |
| 1937 | 2-3 | 1-3 | | H | W | 32 | 0 |
| 1938 | 3-1-1 | 3-3 | | A | W | 7 | 0 |
| 1939 | 5-1 | 6-2 | | H | W | 20 | 7 |
| 1940 | 3-0 | 3-0 | | H | W | 39 | 0 |
| 1941 | 5-1 | 4-3-1 | | H | W | 29 | 0 |
| 1942 | 2-2-1 | 2-2-1 | | A | L | 6 | 19 |
| 1943 | 1-3 | 2-3 | | H | L | 12 | 41 |
| 1944 | 3-2 | 6-0 | -/17 | A | L | 7 | 13 |
| 1945 | 6-2-1 | 2-4-1 | 16/- | H | L | 6 | 13 |
| 1946 | 1-2 | 2-0 | | A | L | 7 | 19 |
| 1947 | 1-1 | 1-0 | | H | L | 14 | 16 |
| 1948 | 6-0 | 5-2 | 10/19 | A | W | 21 | 14 |
| 1949 | 2-2-1 | 2-4 | | H | L | 21 | 35 |
| 1950 | 3-0-1 | 4-0-1 | 16/17 | A | W | 13 | 12 |
| 1951 | 3-2 | 5-1 | | H | W | 21 | 6 |
| 1953 | 1-3-1 | 2-3-1 | | H | W | 18 | 0 |
| 1954 | 2-3 | 2-2-1 | | N1 | W | 32 | 20 |
| 1955 | 4-1 | 3-2-1 | | H | W | 19 | 13 |
| 1956 | 2-0-1 | 1-2 | | A | W | 17 | 0 |
| 1957 | 5-3 | 0-8 | | H | W | 13 | 6 |
| 1958 | 4-1 | 3-3 | 19/- | H | W | 14 | 12 |
| 1959 | 6-2 | 5-2 | 19/- | H | W | 33 | 31 |
| 1960 | 0-0 | 0-0 | 9/- | A | W | 28 | 7 |
| 1961 | 1-2 | 0-3 | | H | L | 13 | 17 |
| 1962 | 1-1 | 0-2 | | A | W | 24 | 7 |
| 1963 | 1-4-1 | 0-6 | | H | W | 36 | 0 |
| 1964 | 1-3 | 2-2 | | A | W | 21 | 2 |
| 1965 | 4-2 | 2-4 | | H | W | 26 | 13 |
| 1966 | 2-3 | 2-4 | | A | W | 23 | 21 |
| 1967 | 0-0 | 0-1 | | H | W | 23 | 6 |
| 1968 | 0-0 | 0-1 | | A | T | 20 | 20 |
| 1969 | 2-2 | 2-3 | | H | W | 28 | 14 |
| 1970 | 2-3 | 2-3 | | A | L | 20 | 36 |
| 1971 | 2-4 | 4-3 | | H | W | 10 | 9 |
| 1972 | 2-4 | 1-5 | | A | W | 31 | 0 |
| 1973 | 3-4 | 1-6 | | H | W | 35 | 8 |
| 1974 | 3-4 | 0-7 | | A | W | 21 | 9 |
| 1975 | 0-4 | 1-3 | | H | W | 16 | 14 |
| 1976 | 1-2-1 | 2-3 | | A | L | 14 | 20 |
| 1977 | 6-1 | 1-6 | 16/- | H | W | 26 | 0 |
| 1978 | 6-1 | 1-7 | 16/- | A | W | 51 | 6 |
| 1979 | 5-2 | 7-1 | -/14 | H | W | 31 | 0 |
| 1980 | 4-3 | 3-4 | | A | W | 35 | 33 |
| 1981 | 7-0 | 2-5 | 3/- | H | W | 82 | 24 |
| 1982 | 8-1-1 | 3-7 | 10/- | N2 | W | 21 | 17 |
| 1983 | 5-1-1 | 4-4 | | H | W | 24 | 17 |
| 1984 | 5-2 | 5-3 | | H | W | 37 | 14 |
| 1985 | 4-3 | 3-5 | | H | W | 26 | 10 |
| 1986 | 5-2 | 4-3 | | A | W | 28 | 20 |
| 1987 | 6-1 | 5-2 | 14/- | H | W | 31 | 17 |
| 1988 | 5-2 | 4-3 | 15/- | A | W | 38 | 21 |
| 1989 | 6-2 | 1-5-1 | 22/- | H | W | 44 | 10 |
| 1990 | 6-2 | 2-5 | 19/- | A | W | 24 | 6 |
| 1991 | 4-1-1 | 1-6 | 16/- | H | W | 28 | 10 |
| 1992 | 4-3 | 4-3 | | A | L | 15 | 18 |
| 1993 | 4-1 | 1-4 | | H | L | 16 | 20 |
| 1994 | 2-5 | 2-6 | | H | W | 24 | 8 |
| 1995 | 1-1 | 0-2-1 | | A | W | 29 | 14 |
| 1996 | 1-2 | 2-2 | | H | W | 21 | 10 |
| 1997 | 4-3 | 4-4 | | A | W | 33 | 16 |
| 1998 | 1-2 | 1-1 | | H | L | 19 | 29 |
| 1999 | 3-4 | 4-3 | | A | W | 12 | 3 |
| 2000 | 2-0 | 0-2 | 16/- | H | W | 55 | 7 |
| 2001 | 4-2 | 3-3 | 25/- | A | W | 21 | 14 |
| 2002 | 3-3 | 5-2 | | H | W | 31 | 23 |
| 2003 | 5-3 | 4-4 | | A | L | 17 | 45 |
| 2004 | 0-0 | 0-0 | 15/- | H | W ^(2 OT) | 37 | 30 |
| 2005 | 2-2 | 1-3 | | A | L | 27 | 31 |

2006 4-1 5-1 15/- A W 27 17
 N1 - Charlotte, NC; N2 - Tokyo, Japan

Clemson vs. Boston College

All Games: Tied 7-7-2
 At Clemson: Tied 2-2-1
 At Memorial Stadium: Tied 2-2-1
 Tommy Bowden vs. Boston College: 0-2
 Jeff Jagodzinski vs. Clemson: 0-0
 Last Clemson Win: 34-12 at Clemson in 1958
 Last Boston College Win: 34-33 at Boston College in 2006
 Last Boston College Win at Clemson: 16-13 in 2005
 Longest Clemson Win Streak: 3 (1950-52)
 Longest Boston College Win Streak: 3 (1983-06)
 Biggest Clemson Win: 34-12 in 1958
 Biggest Boston College Win: 31-16 in 1983

| Year | CU | BOC | Rank | Site | W-L | CU | BOC |
|------|-------|-------|-------|------|---------------------|----|-----|
| 1939 | 8-1 | 9-1 | 12/11 | N1 | W | 6 | 3 |
| 1941 | 3-0 | 1-1 | | A2 | W | 26 | 13 |
| 1942 | 1-1-1 | 1-0 | | A2 | L | 7 | 14 |
| 1947 | 1-0 | 0-0 | | A3 | L | 22 | 32 |
| 1948 | 4-0 | 2-2-1 | 13/- | A3 | W | 26 | 19 |
| 1949 | 2-3-1 | 1-4-1 | | H | L | 27 | 40 |
| 1950 | 5-0-1 | 0-6-1 | 13/- | A3 | W | 35 | 14 |
| 1951 | 4-2 | 1-5 | | H | W | 21 | 2 |
| 1952 | 1-4 | 3-1-1 | | A3 | W | 13 | 0 |
| 1953 | 1-0 | 0-0 | | A2 | T | 14 | 14 |
| 1958 | 6-2 | 6-2 | 16/- | H | W | 34 | 12 |
| 1960 | 5-3 | 2-5-1 | | A | L | 14 | 25 |
| 1982 | 0-1 | 1-0 | 16/- | H | T | 17 | 17 |
| 1983 | 1-0 | 1-0 | | A | L | 16 | 31 |
| 2005 | 2-1 | 2-1 | | H | L ^(OT) | 13 | 16 |
| 2006 | 1-0 | 1-0 | 18/- | A | L ^(2 OT) | 33 | 34 |

N1 - Dallas, TX; A2 - Fenway Park; A3 - Braves Field

Clemson vs. South Carolina

All Games: Clemson leads 63-37-4
 At South Carolina: Clemson leads 48-29-3
 At Williams-Brice Stadium: Clemson leads 29-17-2
 Tommy Bowden vs. South Carolina: 6-2
 Steve Spurrier vs. Clemson: 2-3
 Last Clemson Win: 13-9 at South Carolina in 2005
 Last South Carolina Win: 31-28 at Clemson in 2006
 Last South Carolina Win at South Carolina: 20-15 in 2001
 Longest Clemson Win Streak: 7 (1934-40)
 Longest South Carolina Win Streak: 4 (1951-54)
 Biggest Clemson Win: 51-0 in 1900
 Biggest South Carolina Win: 56-20 in 1975

| Year | CU | USC | Rank | Site | W-L | CU | USC |
|------|-------|-------|------|------|-----|----|-----|
| 1896 | 1-0 | 0-0 | | A | L | 6 | 12 |
| 1897 | 1-2 | 0-0 | | A | W | 18 | 6 |
| 1898 | 1-1 | 1-0 | | A | W | 24 | 0 |
| 1899 | 1-2 | 1-0 | | A | W | 34 | 0 |
| 1900 | 2-0 | 1-1 | | A | W | 51 | 0 |
| 1902 | 3-0 | 3-0 | | A | L | 6 | 12 |
| 1909 | 3-2 | 1-3 | | A | W | 6 | 0 |
| 1910 | 3-2 | 4-0 | | A | W | 24 | 0 |
| 1911 | 1-2 | 1-1-1 | | A | W | 27 | 0 |
| 1912 | 3-1 | 2-2 | | A | L | 7 | 22 |
| 1913 | 1-2 | 1-2 | | A | W | 32 | 0 |
| 1914 | 1-2-1 | 1-4-1 | | A | W | 29 | 6 |
| 1915 | 2-1-1 | 3-0 | | A | T | 0 | 0 |
| 1916 | 1-3 | 2-3 | | A | W | 27 | 0 |
| 1917 | 2-1 | 1-1 | | A | W | 21 | 13 |
| 1918 | 1-1 | 0-0 | | A | W | 39 | 0 |
| 1919 | 3-2 | 1-3 | | A | W | 19 | 6 |
| 1920 | 3-2-1 | 2-2 | | A | L | 0 | 3 |
| 1921 | 1-2-1 | 3-0-1 | | A | L | 0 | 21 |
| 1922 | 2-1 | 3-1 | | A | W | 3 | 0 |
| 1923 | 1-1-1 | 2-2 | | A | W | 7 | 6 |
| 1924 | 2-1 | 3-1 | | A | L | 0 | 3 |
| 1925 | 0-3 | 3-1 | | A | L | 0 | 33 |
| 1926 | 2-2 | 3-1 | | A | L | 0 | 24 |
| 1927 | 2-1-1 | 3-1 | | A | W | 20 | 0 |
| 1928 | 5-0 | 5-0 | | A | W | 32 | 0 |
| 1929 | 5-0 | 3-1 | | A | W | 21 | 14 |
| 1930 | 5-0 | 3-1 | | A | W | 20 | 7 |
| 1931 | 1-2-1 | 1-2 | | A | L | 0 | 21 |
| 1932 | 2-2 | 3-1 | | A | L | 0 | 14 |

| | | | | | | | |
|------|-------|-------|-------|---|---|----|----|
| 1933 | 1-1-2 | 1-2 | | A | L | 0 | 7 |
| 1934 | 1-3 | 3-1 | | A | W | 19 | 0 |
| 1935 | 3-1 | 2-3 | | A | W | 44 | 0 |
| 1936 | 2-3 | 3-2 | | A | W | 19 | 0 |
| 1937 | 1-3 | 2-2-1 | | A | W | 34 | 6 |
| 1938 | 2-1-1 | 3-2 | | A | W | 34 | 12 |
| 1939 | 2-1 | 1-3 | | A | W | 27 | 0 |
| 1940 | 4-0 | 0-2 | 13/- | A | W | 21 | 13 |
| 1941 | 4-0 | 1-1-1 | 14/- | A | L | 14 | 18 |
| 1942 | 1-2-1 | 0-2-1 | | A | W | 18 | 6 |
| 1943 | 1-2 | 2-1 | | A | L | 6 | 33 |
| 1944 | 2-1 | 1-1-1 | | A | W | 20 | 13 |
| 1945 | 3-1 | 2-2 | | A | T | 0 | 0 |
| 1946 | 1-3 | 2-1 | | A | L | 14 | 26 |
| 1947 | 1-3 | 2-2 | | A | L | 19 | 21 |
| 1948 | 3-0 | 2-1 | 14/- | A | W | 13 | 7 |
| 1949 | 2-1-1 | 0-3 | | A | L | 13 | 27 |
| 1950 | 3-0 | 2-1 | 12/- | A | T | 14 | 14 |
| 1951 | 3-1 | 2-2 | | A | L | 0 | 20 |
| 1952 | 1-3 | 2-2 | | A | L | 0 | 6 |
| 1953 | 1-2-1 | 3-1 | | A | L | 7 | 14 |
| 1954 | 2-2 | 2-1 | | A | L | 8 | 13 |
| 1955 | 3-1 | 2-2 | | A | W | 28 | 14 |
| 1956 | 3-0-1 | 4-1 | 20/- | A | W | 7 | 0 |
| 1957 | 2-2 | 3-1 | | A | W | 13 | 0 |
| 1958 | 4-0 | 2-2 | 10/- | A | L | 6 | 26 |
| 1959 | 3-1 | 3-1 | 17/- | A | W | 27 | 0 |
| 1960 | 4-3 | 1-5 | | H | W | 12 | 2 |
| 1961 | 3-4 | 2-5 | | A | L | 14 | 21 |
| 1962 | 5-4 | 4-4-1 | | H | W | 20 | 17 |
| 1963 | 4-4-1 | 1-7-1 | | A | W | 24 | 20 |
| 1964 | 3-6 | 2-5-2 | | H | L | 3 | 7 |
| 1965 | 5-4 | 4-5 | | A | L | 16 | 17 |
| 1966 | 5-4 | 1-8 | | H | W | 35 | 10 |
| 1967 | 5-4 | 5-4 | | A | W | 23 | 12 |
| 1968 | 4-4-1 | 3-6 | | H | L | 3 | 7 |
| 1969 | 4-5 | 6-3 | | A | L | 13 | 27 |
| 1970 | 3-7 | 3-6-1 | | H | L | 32 | 38 |
| 1971 | 4-6 | 6-4 | | A | W | 17 | 7 |
| 1972 | 3-7 | 4-6 | | H | W | 7 | 6 |
| 1973 | 5-5 | 6-4 | | A | L | 20 | 32 |
| 1974 | 6-4 | 4-6 | | H | W | 39 | 21 |
| 1975 | 2-8 | 6-4 | | A | L | 20 | 56 |
| 1976 | 2-6-2 | 6-4 | | H | W | 28 | 9 |
| 1977 | 7-2-1 | 5-5 | 15/- | A | W | 31 | 27 |
| 1978 | 9-1 | 5-4-1 | 10/- | H | W | 41 | 23 |
| 1979 | 8-2 | 7-3 | 13/19 | A | L | 9 | 13 |
| 1980 | 5-5 | 8-2 | -/14 | H | W | 27 | 6 |
| 1981 | 10-0 | 6-4 | 2/- | A | W | 29 | 13 |
| 1982 | 7-1-1 | 4-6 | 10/- | H | W | 24 | 6 |
| 1983 | 8-1-1 | 5-5 | 13/- | A | W | 22 | 13 |
| 1984 | 7-3 | 9-1 | -/9 | H | L | 21 | 22 |
| 1985 | 5-5 | 5-5 | | A | W | 24 | 17 |
| 1986 | 7-2-1 | 3-6-1 | 19/- | H | T | 21 | 21 |
| 1987 | 9-1 | 7-2 | 8/12 | A | L | 7 | 20 |
| 1988 | 8-2 | 8-2 | 15/25 | H | W | 29 | 10 |
| 1989 | 8-2 | 6-3-1 | 15/- | A | W | 45 | 0 |
| 1990 | 8-2 | 5-4 | 17/- | H | W | 24 | 15 |
| 1991 | 7-1-1 | 3-5-2 | 14/- | A | W | 41 | 24 |
| 1992 | 5-5 | 4-6 | | H | L | 13 | 24 |
| 1993 | 7-3 | 4-6 | 24/- | A | W | 16 | 13 |
| 1994 | 5-5 | 5-5 | | H | L | 7 | 33 |
| 1995 | 7-3 | 4-5-1 | 24/- | A | W | 38 | 17 |
| 1996 | 7-3 | 5-5 | 22/- | H | L | 31 | 34 |
| 1997 | 6-4 | 5-5 | | A | W | 47 | 21 |
| 1998 | 2-8 | 1-9 | | H | W | 28 | 19 |
| 1999 | 5-5 | 0-10 | | A | W | 31 | 21 |
| 2000 | 8-2 | 7-3 | 16/25 | H | W | 16 | 14 |
| 2001 | 5-4 | 7-3 | -/22 | A | L | 15 | 20 |
| 2002 | 6-5 | 5-6 | | H | W | 27 | 20 |
| 2003 | 7-4 | 5-6 | | A | W | 63 | 17 |
| 2004 | 5-5 | 6-4 | | H | W | 29 | 7 |
| 2005 | 6-4 | 7-3 | -/19 | A | W | 13 | 9 |
| 2006 | 8-3 | 6-5 | 24/- | H | L | 28 | 31 |



2007 Opponents

Florida State

Game 1 • September 3 • Clemson, SC • 8:00 PM

Location: Tallahassee, FL
Enrollment: 38,553
President: Dr. T.K. Wetherell
Athletic Director: Dave Hart, Jr.
Symbol: Seminoles
Colors: Garnet & Gold
Conference: Atlantic Coast
Home Field (Capacity): .. Doak S. Campbell Stadium (82,300)
Head Coach: Bobby Bowden (Samford '53)
Record at Florida State: 293-81-4 (31 seasons)
Career Record: 366-113-4 (41 seasons)
Weekly Press Conference: None
Offensive Coordinator: Jimbo Fisher
Defensive Coordinator: Mickey Andrews
Lettermen Returning/Lost: 58/14
Starters Returning/Lost: 14/8
Football SID: Elliott Finebloom (efineblm@fsu.edu)
SID Office Phone / Fax: (850) 644-1065 / 644-3820
SID Address: P.O. Box 2195; Tallahassee, FL 32316
Athletic Website: Seminoles.com



2006 Results (7-6)

at Miami (FL) W 13-10
Troy W 24-17
Clemson L 20-27
Rice W 55-7
at N.C. State L 20-24
at Duke W 51-24
Boston College L 19-24
at Maryland L 24-27
Virginia W 33-0
Wake Forest L 0-30
Western Michigan W 28-20
Florida L 14-21
UCLA W 44-27

2007 Schedule

9-3 at Clemson
9-8 UAB
9-15 at Colorado
9-29 Alabama (Jacksonville, FL)
10-6 N.C. State
10-11 at Wake Forest
10-20 Miami (FL)
10-27 Duke
11-3 at Boston College
11-10 at Virginia Tech
11-17 Maryland
11-24 at Florida

Louisiana-Monroe

Game 2 • September 8 • Clemson, SC • 1:00 PM

Location: Monroe, LA
Enrollment: 8,571
President: Dr. James E. Cofer, Sr.
Athletic Director: Bobby Staub
Nickname: Warhawks
Colors: Maroon & Gold
Conference: Sun Belt
Home Field (Capacity): Malone Stadium (30,427)
Head Coach: Charlie Weatherbie (Oklahoma State '77)
Record at Louisiana-Monroe: 15-31 (4 seasons)
Career Record: 60-95 (14 seasons)
Weekly Press Conference: TBA
Offensive Coordinators: Steve Farmer, Nate Kaczor
Defensive Coordinator: Kim Dameron
Lettermen Returning/Lost: 44/12
Starters Returning/Lost: 19/5
Football SID: Judy Willson (willson@ulm.edu)
SID Office Phone / Fax: (318) 342-5463 / 342-5464
SID Address: 308 Stadium Drive; Monroe, LA 71209
Athletic Website: ULMAthletics.com



2006 Results (4-8)

Alcorn State W 24-6
at Kansas L 19-21
at Alabama L 7-41
Florida Atlantic L 19-21
at Arkansas State L 6-10
at Troy L 19-24
Middle Tennessee L 21-35
at Arkansas L 10-44
at Florida International W 35-0
at Kentucky L 40-42
North Texas W 23-3
at Louisiana-Lafayette W 39-20

2007 Schedule

8-30 Tulsa
9-8 at Clemson
9-15 at Texas A&M
9-29 at Troy
10-6 Arkansas State
10-13 at North Texas
10-20 Florida International
10-27 at Florida Atlantic
11-3 Middle Tennessee
11-10 Grambling
11-17 at Alabama
11-24 at Louisiana-Lafayette

Furman

Game 3 • September 15 • Clemson, SC • 1:00 PM

Location: Greenville, SC
Enrollment: 2,600
President: Dr. David Shi
Athletic Director: Dr. Gary Clark
Nickname: Paladins
Colors: Purple & White
Conference: Southern
Home Field (Capacity): Paladin Stadium (16,000)
Head Coach: Bobby Lamb (Furman '87)
Record at Furman: 43-19 (5 seasons)
Career Record: 43-19 (5 seasons)
Weekly Press Conference: None
Offensive Coordinator: Tim Sorrells
Defensive Coordinators: Jeff Farrington, Steve Wilson
Lettermen Returning/Lost: 48/21
Starters Returning/Lost: 17/7
Football SID: Hunter Reid (hunter.reid@furman.edu)
SID Office Phone / Fax: (864) 294-2061 / 294-3061
SID Address: 3300 Poinsett Highway; Greenville, SC 29613
Athletic Website: FurmanPaladins.com



2006 Results (8-4)

Jacksonville State W 17-13
West Georgia W 24-7
at North Carolina L 42-45
Western Carolina W 42-7
at Wofford W 35-21
at Coastal Carolina L 27-29
The Citadel W 23-17
Chattanooga W^(OT) 28-22
at Appalachian State L 7-40
at Elon W 24-13
Georgia Southern W 13-10
at Montana State L 13-31

2007 Schedule

9-1 Presbyterian
9-8 at Hofstra
9-15 at Clemson
9-29 Wofford
10-6 Coastal Carolina
10-13 at The Citadel
10-20 at Chattanooga
10-27 Appalachian State
11-3 Elon
11-10 at Georgia Southern
11-17 at Western Carolina

N.C. State

Game 4 • September 22 • Raleigh, NC

Location: Raleigh, NC
Enrollment: 29,416
President: Dr. James L. Oblinger
Athletic Director: Lee Fowler
Nickname: Wolfpack
Colors: Red & White
Conference: Atlantic Coast
Home Field (Capacity): Carter-Finley Stadium (57,500)
Head Coach: Tom O'Brien (Navy '71)
Record at N.C. State: 0-0
Career Record: 75-45 (10 seasons)
Weekly Press Conference: Monday, 2:00 PM
Offensive Coordinator: Dana Bible
Defensive Coordinator: Mike Archer
Lettermen Returning/Lost: 41/15
Starters Returning/Lost: 13/11
Football SID: Annabelle Myers (annabelle_myers@ncsu.edu)
SID Office Phone / Fax: (919) 515-2102 / 515-2898
SID Address: P.O. Box 8502; Raleigh, NC 27695
Athletic Website: GoPack.com



2006 Results (3-9)

Appalachian State W 23-10
Akron L 17-20
at Southern Mississippi L 17-37
Boston College W 17-15
Florida State W 24-20
Wake Forest L 23-25
at Maryland L 20-26
at Virginia L 7-14
Georgia Tech L 23-31
at Clemson L 14-20
at North Carolina L 9-23
East Carolina L 16-21

2007 Schedule

9-1 Central Florida
9-8 at Boston College
9-15 Wofford
9-22 Clemson
9-29 Louisville
10-6 at Florida State
10-20 at East Carolina
10-27 Virginia
11-3 at Miami (FL)
11-10 North Carolina
11-17 at Wake Forest
11-24 Maryland

Georgia Tech

Game 5 • September 29 • Atlanta, GA

Location: Atlanta, GA
Enrollment: 16,793
President: Dr. G. Wayne Clough
Athletic Director: Dan Radakovich
Nickname: Yellow Jackets
Colors: Old Gold & White
Conference: Atlantic Coast
Home Field (Capacity): Bobby Dodd Stadium (55,000)
Head Coach: Chan Gailey (Florida '74)
Record at Georgia Tech: 37-27 (5 seasons)
Career Record: 61-38 (8 seasons)
Weekly Press Conference: Tuesday, 11:30 AM
Offensive Coordinator: John Bond
Defensive Coordinator: Jon Tenuta
Lettermen Returning/Lost: 44/12
Starters Returning/Lost: 17/7
Football SID: Dean Buchan (dbuchan@at.gtaa.gatech.edu)
SID Office Phone / Fax: (404) 894-5445 / 894-1248
SID Address: 150 Bobby Dodd Way, N.W.; Atlanta, GA 30332
Athletic Website: RamblinWreck.com



2006 Results (9-5)

Notre Dame L 10-14
Samford W 38-6
Troy W 35-20
Virginia W 24-7
at Virginia Tech W 38-27
Maryland W 27-23
at Clemson L 7-31
Miami (FL) W 30-23
at N.C. State W 31-23
at North Carolina W 7-0
Duke W 49-21
at Georgia L 12-15
Wake Forest L 6-9
West Virginia L 35-38

2007 Schedule

9-1 at Notre Dame
9-8 Samford
9-15 Boston College
9-22 at Virginia
9-29 Clemson
10-6 at Maryland
10-13 at Miami (FL)
10-20 Army
11-1 Virginia Tech
11-10 at Duke
11-17 North Carolina
11-24 Georgia

Virginia Tech

Game 6 • October 6 • Clemson, SC

Location: Blacksburg, VA
Enrollment: 28,000
President: Charles W. Steger
Athletic Director: Jim Weaver
Nickname: Hokies
Colors: Chicago Maroon & Burnt Orange
Conference: Atlantic Coast
Home Field (Capacity): Lane Stadium (66,233)
Head Coach: Frank Beamer (Virginia Tech '69)
Record at Virginia Tech: 156-82-2 (20 seasons)
Career Record: 198-105-4 (26 seasons)
Weekly Press Conference: Tuesday, 1:00 PM
Offensive Coordinator: Bryan Stinespring
Defensive Coordinator: Bud Foster
Lettermen Returning/Lost: 42/19
Starters Returning/Lost: 18/9
Football SID: Dave Smith (vtsid@vt.edu)
SID Office Phone / Fax: (540) 231-6726 / 231-6984
SID Address: Jamerson Athletic Center; Room 460; Blacksburg, VA 24061
Athletic Website: HokieSports.com



2006 Results (10-3)

Northeastern W 38-0
at North Carolina W 35-10
Duke W 36-0
Cincinnati W 29-13
Georgia Tech L 27-38
at Boston College L 3-22
Southern Mississippi W 36-6
Clemson W 24-7
at Miami (FL) W 17-10
Kent State W 23-0
at Wake Forest W 27-6
Virginia W 17-0
Georgia L 24-31

2007 Schedule

9-1 East Carolina
9-8 at Louisiana State
9-15 Ohio
9-22 William & Mary
9-29 North Carolina
10-6 at Clemson
10-13 at Duke
10-25 Boston College
11-1 at Georgia Tech
11-10 Florida State
11-17 Miami (FL)
11-24 at Virginia

2007 Opponents



Central Michigan

Game 7 • October 20 • Clemson, SC

Location: Mount Pleasant, MI
Enrollment: 27,100
President: Michael Rao
Athletic Director: Dave Heeke
Nickname: Chippewas
Colors: Maroon & Gold
Conference: Mid-American
Home Field (Capacity): Kelly Stadium (30,255)
Head Coach: Butch Jones (Ferris State '90)
Record at Central Michigan: 0-0
Career Record: 0-0
Weekly Press Conference: TBA
Offensive Coordinator: Mike Bajakian
Defensive Coordinator: Tim Banks
Lettermen Returning/Lost: 41/14
Starters Returning/Lost: 15/9
Football SID: Scott Rex (scott.rex@cmich.edu)
SID Office Phone / Fax: (989) 774-7323 / 774-7324
SID Address: 108 West Hall; Mount Pleasant, MI 48859
Athletic Website: CMUChippewas.com



Maryland

Game 8 • October 27 • College Park, MD

Location: College Park, MD
Enrollment: 35,392
President: Dr. C.D. Mote, Jr.
Athletic Director: Deborah A. Yow
Nickname: Terrapins
Colors: Red, White, Black, & Gold
Conference: Atlantic Coast
Home Field (Capacity): Byrd Stadium (51,500)
Head Coach: Ralph Friedgen (Maryland '70)
Record at Maryland: 50-24 (6 seasons)
Career Record: 50-24 (6 seasons)
Weekly Press Conference: Tuesday, 1:00 PM
Offensive Coordinator: Ralph Friedgen
Defensive Coordinator: Chris Cosh
Lettermen Returning/Lost: 37/21
Starters Returning/Lost: 13/11
Football SID: Shawn Nestor (snestor@umd.edu)
SID Office Phone / Fax: (301) 314-7065 / 314-9094
SID Address: 2725 Comcast Center; College Park, MD 20742
Athletic Website: UMTerps.com



Duke

Game 9 • November 3 • Durham, NC

Location: Durham, NC
Enrollment: 6,558
President: Dr. Richard H. Brodhead
Athletic Director: Joe Alleva
Nickname: Blue Devils
Colors: Royal Blue & White
Conference: Atlantic Coast
Home Field (Capacity): Wallace Wade Stadium (33,941)
Head Coach: Ted Roof (Georgia Tech '87)
Record at Duke: 5-34 (4 seasons)
Career Record: 5-34 (4 seasons)
Weekly Press Conference: TBA
Offensive Coordinator: Peter Vaas
Defensive Coordinator: Ted Roof
Lettermen Returning/Lost: 43/17
Starters Returning/Lost: 18/7
Football SID: Art Chase (chasea@duke.edu)
SID Office Phone / Fax: (919) 684-2633 / 684-2489
SID Address: 115 Cameron Indoor Stadium; Durham, NC 27708
Athletic Website: GoDuke.com



2006 Results (10-4)

Boston College L 24-31
at Michigan L 17-41
Akron W 24-21
at Eastern Michigan W^(OT) 24-17
at Kentucky L 36-45
at Toledo W 42-20
Ball State W 18-7
Bowling Green W 31-14
at Temple W 42-26
Western Michigan W 31-7
at Northern Illinois L 10-31
at Buffalo W 55-28
Ohio W 31-10
Middle Tennessee W 31-14

2007 Schedule

9-1 at Kansas
9-8 Toledo
9-15 at Purdue
9-22 North Dakota State
9-29 Northern Illinois
10-6 at Ball State
10-13 Army
10-20 at Clemson
10-27 at Kent State
11-6 at Western Michigan
11-16 Eastern Michigan
11-23 at Akron

2006 Results (9-4)

William & Mary W 27-14
Middle Tennessee W 24-10
at West Virginia L 24-45
Florida International W 14-10
at Georgia Tech L 23-27
at Virginia W 28-26
N.C. State W 26-20
Florida State W 27-24
at Clemson W 13-12
Miami (FL) W 14-13
at Boston College L 16-38
Wake Forest L 24-38
Purdue W 24-7

2007 Schedule

9-1 Villanova
9-8 at Florida International
9-13 West Virginia
9-22 at Wake Forest
9-29 at Rutgers
10-6 Georgia Tech
10-20 Virginia
10-27 Clemson
11-3 at North Carolina
11-10 Boston College
11-17 at Florida State
11-24 at N.C. State

2006 Results (0-12)

Richmond L 0-13
at Wake Forest L 13-14
at Virginia Tech L 0-36
Virginia L 0-37
at Alabama L 14-30
Florida State L 24-51
Miami (FL) L 15-20
Vanderbilt L 28-45
Navy L 13-38
at Boston College L 7-28
at Georgia Tech L 21-49
North Carolina L 44-45

2007 Schedule

9-1 Connecticut
9-8 at Virginia
9-15 at Northwestern
9-22 at Navy
9-29 at Miami (FL)
10-6 Wake Forest
10-13 Virginia Tech
10-27 at Florida State
11-3 Clemson
11-10 Georgia Tech
11-17 at Notre Dame
11-24 at North Carolina

Wake Forest

Game 10 • November 10 • Clemson, SC

Location: Winston-Salem, NC
Enrollment: 4,321
President: Dr. Nathan O. Hatch
Athletic Director: Ron Wellman
Nickname: Demon Deacons
Colors: Old Gold & Black
Conference: Atlantic Coast
Home Field (Capacity): Groves Stadium (31,500)
Head Coach: Jim Grobe (Virginia '75)
Record at Wake Forest: 37-35 (6 seasons)
Career Record: 70-68-1 (12 seasons)
Weekly Press Conference: Tuesday, 11:00 AM
Offensive Coordinator: Steed Lobotzke
Defensive Coordinator: Dean Hood
Lettermen Returning/Lost: 46/18
Starters Returning/Lost: 15/9
Football SID: TBA
SID Office Phone / Fax: (336) 758-5640 / 758-5140
SID Address: P.O. Box 7426; Winston-Salem, NC 27109
Athletic Website: WakeForestSports.com



2006 Results (11-3)

Syracuse W 20-10
Duke W 14-13
at Connecticut W 24-13
at Mississippi W 27-3
Liberty W 34-14
Clemson L 17-27
at N.C. State W 25-23
at North Carolina W 24-17
Boston College W 21-14
at Florida State W 30-0
Virginia Tech L 6-27
at Maryland W 38-24
Georgia Tech W 9-6
Louisville L 13-24

2007 Schedule

9-1 at Boston College
9-8 Nebraska
9-15 Army
9-22 Maryland
10-6 at Duke
10-11 Florida State
10-20 at Navy
10-27 North Carolina
11-3 at Virginia
11-10 at Clemson
11-17 N.C. State
11-24 at Vanderbilt

Boston College

Game 11 • November 17 • Clemson, SC

Location: Chestnut Hill, MA
Enrollment: 14,500
President: Rev. William P. Leahy, S.J.
Athletic Director: Gene DeFilippo
Nickname: Eagles
Colors: Maroon & Gold
Conference: Atlantic Coast
Home Field (Capacity): Alumni Stadium (44,500)
Head Coach: Jeff Jagodzinski (Wisconsin-Whitewater '85)
Record at Boston College: 0-0
Career Record: 0-0
Weekly Press Conference: Wednesday, 12:00 PM
Offensive Coordinator: Steve Logan
Defensive Coordinator: Frank Spaziani
Lettermen Returning/Lost: 44/17
Starters Returning/Lost: 18/7
Football SID: Chris Cameron (cameroch@bc.edu)
SID Office Phone / Fax: (617) 552-3004 / 552-4903
SID Address: 321 Conte Forum; Chestnut Hill, MA 02467
Athletic Website: BCEagles.com



2006 Results (10-3)

at Central Michigan W 31-24
Clemson W^(OT) 34-33
Brigham Young W^(OT) 30-23
at N.C. State L 15-17
Maine W 22-0
Virginia Tech W 22-3
at Florida State W 24-19
Buffalo W 41-0
at Wake Forest L 14-21
Duke W 28-7
Maryland W 38-16
at Miami (FL) L 14-17
Navy W 25-24

2007 Schedule

9-1 Wake Forest
9-8 N.C. State
9-15 at Georgia Tech
9-22 Army
9-29 Massachusetts
10-6 Bowling Green
10-13 at Notre Dame
10-25 at Virginia Tech
11-3 Florida State
11-10 at Maryland
11-17 at Clemson
11-24 Miami (FL)

South Carolina

Game 12 • November 24 • Columbia, SC

Location: Columbia, SC
Enrollment: 27,065
President: Dr. Andrew Sorensen
Athletic Director: Eric Hyman
Nickname: Gamecocks
Colors: Garnet & Black
Conference: Southeastern
Home Field (Capacity): Williams-Brice Stadium (80,250)
Head Coach: Steve Spurrier (Florida)
Record at South Carolina: 15-10 (2 seasons)
Career Record: 157-50-2 (17 seasons)
Weekly Press Conference: Tuesday, 12:00 PM
Offensive Coordinator: Steve Spurrier
Defensive Coordinator: Tyrone Nix
Lettermen Returning/Lost: 52/14
Starters Returning/Lost: 17/6
Football SID: Steve Fink (finksc@gwm.sc.edu)
SID Office Phone / Fax: (803) 777-5204 / 777-2967
SID Address: 1300 Rosewood Drive; Columbia, SC 29208
Athletic Website: USCSports.com



2006 Results (8-5)

at Mississippi State W 15-0
Georgia L 0-18
Wofford W 27-20
Florida Atlantic W 45-6
Auburn L 17-24
at Kentucky W 24-17
at Vanderbilt W 31-13
Tennessee L 24-31
Arkansas L 20-26
at Florida L 16-17
Middle Tennessee W 52-7
at Clemson W 31-28
Houston W 44-36

2007 Schedule

9-1 Louisiana-Lafayette
9-8 at Georgia
9-15 S.C. State
9-22 at Louisiana State
9-29 Mississippi State
10-4 Kentucky
10-13 at North Carolina
10-20 Vanderbilt
10-27 at Tennessee
11-3 at Arkansas
11-10 Florida
11-24 Clemson

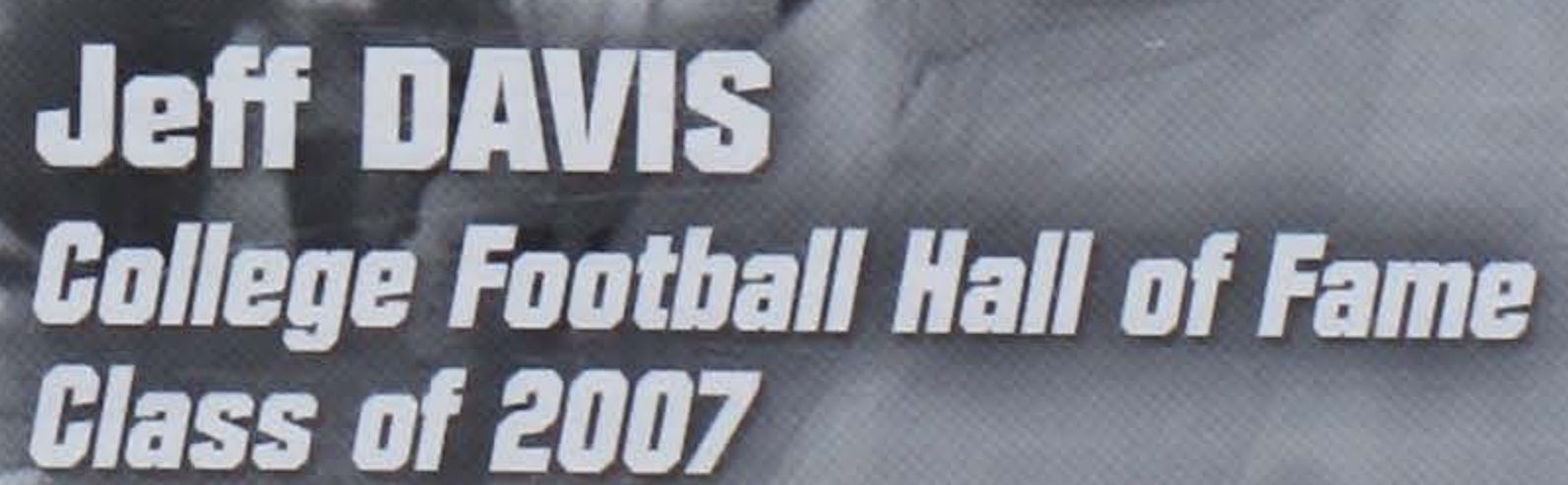


Note: **Bold** denotes 2007 opponent.

Against All Conferences

| Other Independent Division I-A Programs | | | | | | |
|---|----------|----------|----------|----------|-----------|-----------|
| Team | G | Won | Lost | Tied | CU Pts | Opp. Pts |
| Army | 1 | 0 | 1 | 0 | 6 | 21 |
| Navy | 1 | 1 | 0 | 0 | 15 | 7 |
| Notre Dame | 2 | 1 | 1 | 0 | 33 | 31 |
| Totals | 4 | 2 | 2 | 0 | 54 | 59 |

Note: **Bold** denotes 2007 opponent.





Individual Records

Rushing

Most Rushes

Game: 36, Jim Shirley vs. N.C. State, 1951; Ray Yaeger vs. Wake Forest, 1969; Raymond Priester vs. Maryland, 1997
Season: 257, Raymond Priester, 1996
Career: 805, Raymond Priester, 1994-97

Consecutive Attempts

Game: 12, Raymond Priester vs. Maryland, 1997

Rushing Yards

Game: 263, Raymond Priester vs. Duke, 1995
Season: 1,345, Raymond Priester, 1996
Career: 3,966, Raymond Priester, 1994-97

Rushing Yards Per Game

Season: 112.1 (1,345 in 12 games), Raymond Priester, 1996
Career: 89.6 (2,778 in 31 games), Terry Allen, 1987-89

Yards Per Attempt

Game: (Min. 5 Attempts) 30.4, Ken Moore (5-152) vs. The Citadel, 1954
Season: (Min. 200 Yards) 9.9, Derrick Hamilton (21-208), 2002 (Min. 300 Yards) 7.4, Billy Hair (71-525), 1950
(Min. 600 Yards) 7.3, C.J. Spiller (129-938), 2006
Career: (Min. 1,000 Yards) 5.92 by Jackie Calvert (194-1149), 1948-50

100-Yard Games

Season: 7, Kenny Flowers, 1985; Raymond Priester, 1996
Career: 15, Raymond Priester, 1994-97

Consecutive 100-Yard Games

Season: 5, Kenny Flowers, 1985
Career: 5, Raymond Priester (Last 4, 1996, First of 1997); 5, Kenny Flowers, 1985
By a QB: 4, Woodrow Dantzler, 2000

100-Yard Games vs. One Opponent

Career: 3, Kenny Flowers vs. Duke, 1983-85

200-Yard Games

Season: 2, Terrence Flagler, 1986
Career: 2, Terrence Flagler, 1982-86; Ray Yaeger, 1967-69; Raymond Priester, 1994-97

Most Rushing Yards in a Series in a Season

Two Games: 387, Terrence Flagler, 1986
Three Games: 520, Woodrow Dantzler, 2000
Four Games: 623, Woodrow Dantzler, 2000
Five Games: 744, Terrence Flagler, 1986
Six Games: 858, Terrence Flagler, 1986

Rushing Yards By a Freshman

Game: 234, Don King vs. Fordham, 1952
Season: 973, Terry Allen, 1987

Rushing Yards By Quarterback

Game: 220, Woodrow Dantzler vs. Virginia, 2000
Season: 1,061, Woodrow Dantzler, 2001
Career: 2,761, Woodrow Dantzler, 1998-01

Rushing Yards By Two Players

Game: 358, Raymond Priester (263) and Nealon Greene (95) vs. Duke, 1995
Season: 2,125, James Davis (1,187) and C.J. Spiller (938), 2006
Career: 5,819, Travis Zachery (3,058) and Woodrow Dantzler (2,761), 1998-01

Note: Career mark is for two backs in the same senior class.

Rushing Touchdowns

Game: 5, Stumpy Banks vs. Furman, 1917; Maxcey Welch vs. Newberry, 1930
Season: 17, Lester Brown, 1978; James Davis, 2006
Career: 41, Travis Zachery, 1998-01

All-Purpose Running Yards

Game: 282, Justin Miller vs. Florida State, 2004 (282 kick-off return)
Season: 1,883, Derrick Hamilton, 2002 (208 rush, 602 receiving, 377 punt return, 696 kickoff return)
Career: 4,839, Derrick Hamilton, 2001-03

All-Purpose Running Yards Per Game

Season: 148.5, Tony Horne, 1997 (1,782 in 12 games)
Career: 127.3, Derrick Hamilton, 2001-03 (4,839 yards in 38 games)

Passing

Most Pass Attempts

Half: 46, Rodney Williams vs. N.C. State (2nd), 1987
Game: 55, Patrick Sapp vs. Maryland, 1992; Charlie Whitehurst vs. Miami (FL), 2005
Season: 465, Charlie Whitehurst, 2003
Career: 1,368, Charlie Whitehurst, 2002-05

Most Attempts Per Game

Season: 35.8, Charlie Whitehurst, 2003 (465 in 13 games)
Career: 31.1, Charlie Whitehurst, 2002-05 (1,368 in 44 games)

Pass Completions

Game: 34, Charlie Whitehurst vs. Duke, 2002
Consecutive Games: 51, Brandon Streeter, vs. Virginia, Virginia Tech, 1999
Three Consecutive Games: 78, Charlie Whitehurst, vs. Miami (FL), Boston College, Wake Forest, 2005
Consecutive Games With 20: 6, Charlie Whitehurst, 2003
Season: 288, Charlie Whitehurst, 2003
Career: 817, Charlie Whitehurst, 2002-05

Completions Per Game

Season: 22.2, Charlie Whitehurst, 2003 (288 in 13 games)
Career: 18.6, Charlie Whitehurst, 2002-05 (817 in 44 games)

Consecutive Pass Completions

Game: 13, Nealon Greene vs. Virginia (last 13), 1997
Season: 17, Nealon Greene (last 13 vs. Virginia, first 4 vs. Maryland), 1997

Consecutive Games Completing a Pass

Season: 13, Charlie Whitehurst, 2003; Will Proctor, 2006
Career: 46, Rodney Williams, 1985-88

Completion Percentage

Game: (Min. 9 Att.) 100.0, Steve Fuller (9-9) vs. The Citadel, 1978
(Min. 15 Att.) 94.1, Woodrow Dantzler (16-17) vs. The Citadel, 2000
(Min. 20 Att.) 85.1, Woodrow Dantzler (23-27) vs. N.C. State, 2001
Season: (Min. 100 Att.) 67.4, Charlie Whitehurst (229-340), 2005
Career: (Min. 200 Att.) 59.7, Charlie Whitehurst (817-1368), 2002-05

Highest Pass Efficiency Rating

Game: (Min. 10 Att.) 310.72, Bobby Gage vs. Furman (9-11-245-2-1), 1948
(Min. 15 Att.) 247.21, Woodrow Dantzler vs. The Citadel (16-17-192-0-3), 2000
(Min. 20 Att.) 241.08, Charlie Whitehurst vs. North Carolina (12-20-274-0-4), 2002
Season: (Min. 40 Att.) 158.26, Willie Jordan, 1975 (Min. 15 Att./G) 146.0, Mike Eppley, 1983 (Min. 200 Att.) 139.8, Woodrow Dantzler, 2001 (Min. 300 Att.) 135.6, Charlie Whitehurst, 2003
Career: (Min. 100 Att.) 137.0, Will Proctor, 2003-06

Passes Had Intercepted

Game: 5, Don King vs. Auburn, 1953
Season: 20, Tommy Kendrick, 1969
Career: 46, Charlie Whitehurst, 2002-05

Lowest Interception Percentage

Season: (Min. 75 Att.) 1.06%, Nealon Greene, 1994 (1 in 94 att.)
Career: (Min. 100 Att.) 2.55%, Chris Morocco, 1987-89 (4 in 157 att.)

Consecutive Passes Without Interception

Start of Career: 92, Nealon Greene, 1994
Season: 122, Rodney Williams, 1988

Most Games Won as Starting Quarterback

Season: 12, Homer Jordan, 1981
Career: 32, Rodney Williams, 1985-88 (32-10-2)

Best Winning Percentage as Starting Quarterback

Season: 100.0 (12-0), Homer Jordan, 1981
Career: (Min. 15 Games) 81.3 (19-4-1), DeChane Cameron, 1988-91

Top-25 Wins as Starting Quarterback

Season: 3, Homer Jordan, 1981; Rodney Williams, 1988; Chris Morocco, 1989; Charlie Whitehurst, 2003,05
Career: 7, Rodney Williams, 1985-88; Charlie Whitehurst, 2002-05

Consecutive Games Started at Quarterback

Career: 37, Charlie Whitehurst, 2002-05

Most Games Started at Quarterback

Career: 44, Rodney Williams, 1985-88

Most Yards Passing

Game: 420, Charlie Whitehurst vs. Duke, 2002
Season: 3,561, Charlie Whitehurst, 2003
Career: 9,665, Charlie Whitehurst, 2002-05

Passing Yards Per Game

Season: 273.9, Charlie Whitehurst, 2003
Career: 219.7, Charlie Whitehurst, 2002-05

Passing Yards in Consecutive Games

2 Games: 694, Charlie Whitehurst, 2002
3 Games: 916, Charlie Whitehurst, 2003
4 Games: 1,217, Charlie Whitehurst, 2003
5 Games: 1,486, Charlie Whitehurst, 2003
6 Games: 1,732, Charlie Whitehurst, 2003

Yards Per Completion

Game: (Min. 8 Comp.) 28.0, Tommy Kendrick (9 for 252 yards) vs. Virginia, 1971
Season: (Min. 45 Comp.) 21.3, Bobby Gage (47 for 1,002 yards), 1947
Career: (Min. 100 Comp.) 19.9, Bobby Gage (123 for 2,448 yards), 1945-48

Yards Per Attempt

Game: (Min. 8 Att.) 22.0, Bobby Gage (11 for 245 yards) vs. Furman, 1947
Season: (Min. 75 Att.) 9.19, Bobby Gage (115 for 1,002 yards), 1947
Career: (Min. 100 Att.) 8.81, Bobby Gage (278 for 2,448 yards), 1945-48

200-Yard Games

Season: 11, Charlie Whitehurst, 2003
Career: 24, Charlie Whitehurst, 2002-05

300-Yard Games

Season: 5, Charlie Whitehurst, 2003
Career: 8, Charlie Whitehurst, 2002-05

Touchdown Passes

Game: 4, Bobby Gage vs. Auburn, 1947; Nealon Greene vs. UTEP, 1997; Willie Simmons vs. North Caro-



lina, 2000; Woodrow Dantzler vs. N.C. State, 2001; Woodrow Dantzler vs. Duke, 2001; Woodrow Dantzler vs. Louisiana Tech, 2001; Charlie Whitehurst vs. Duke, 2002; Charlie Whitehurst vs. North Carolina, 2002; Charlie Whitehurst vs. Middle Tennessee, 2003; Charlie Whitehurst vs. South Carolina, 2003

Season: 21, Woodrow Dantzler, 2001; Charlie Whitehurst, 2003

Career: 49, Charlie Whitehurst, 2002-05

Touchdown Passes Per Game

Season: 1.75, Woodrow Dantzler (21 in 12 games), 2001

Career: 1.11, Charlie Whitehurst (49 in 44 games), 2002-05

Total Offense

Most Offensive Plays

Game: 65, Charlie Whitehurst vs. Duke, 2002

Season: 557, Charlie Whitehurst, 2003

Career: 1,634, Charlie Whitehurst (1,368 passes, 266 rushes), 2002-05

Most Total Offense Yards

Game: 517, Woodrow Dantzler at N.C. State, 2001

Season: 3,639, Woodrow Dantzler, 2001

Career: 9,763, Charlie Whitehurst, 2002-05

vs. One Team/Career: 1,127, Woodrow Dantzler vs. N.C. State, 1998-01

Total Offense Per Game

Season: 303.3, Woodrow Dantzler, 2001

Career: 225.6, Woodrow Dantzler, 1998-01

Yards Per Play

Game: 12.0, Billy Hair vs. Duquesne, 1950 (24 plays, 104 rush, 185 pass for 289 yards)

Season: 8.1, Jackie Calvert, 1950 (157 plays, 714 rush, 557 pass for 1,271 yards)

Career: 6.7, Will Proctor, 2003-06 (414 plays, 133 rush, 2,634 pass for 2,767 yards)

200-Yard Games

Season: 11, Charlie Whitehurst, 2003

Career: 25, Woodrow Dantzler, 1998-01

300-Yard Games

Season: 7, Woodrow Dantzler, 2001; Charlie Whitehurst, 2003

Career: 13, Woodrow Dantzler, 1998-01

100-Yard Rushing, 300-Yard Total Offense Games

Season: 5, Woodrow Dantzler, 2001

Career: 11, Woodrow Dantzler, 1998-01

Receiving

Most Receptions

Game: 12, Airese Currie vs. Middle Tennessee, 2003

Season: 80, Rod Gardner, 1999

Career: 167, Derrick Hamilton, 2001-03

Most Yards

Game: 182, Rod Gardner vs. North Carolina, 2000

Season: 1,084, Rod Gardner, 1999

Career: 2,681, Terry Smith, 1990-93

100-Yard Receiving Games

Season: 6, Tony Horne, 1997

Career: 9, Rod Gardner, 1997-00

Consecutive: 3, Charlie Waters, 1969; Tony Horne, 1997; Rod Gardner, 2000

Yards Per Reception

Game: (Min. 5 rec.) 32.6, Jerry Butler (5-163) vs. Georgia Tech, 1977

Season: (Min. 10 rec.) 32.1, Gary Cooper (13-417), 1988

(Min. 20 rec.) 22.6, Glenn Smith (22-498), 1950
Career: (Min. 35 rec.) 20.3, Joe Blalock (38-773), 1939-41

Most Receptions Per Game

Season: 6.67 by Rod Gardner (80 in 12 games), 1999

Career: 4.39 by Derrick Hamilton (167 in 38 games), 2001-03

Most Reception Yards Per Game

Season: 90.3 by Rod Gardner (1,084 in 12 games), 1999

Career: 61.8 by Jerry Butler (2,223 in 36 games), 1975-78

Most Touchdown Receptions

Game: 3, Dreher Gaskin vs. Auburn, 1953; Tony Horne vs. Texas-El Paso, 1997; Rod Gardner vs. North Carolina, 2000

Season: 10, Derrick Hamilton, 2003

Career: 18, Glenn Smith, 1949-51

Receptions by a Running Back

Game: 7 (for 31 yards) by Dick Bukowsky vs. Florida State, 1970

Season: 45, Travis Zachery, 2001

Career: 105, Travis Zachery, 1998-01

Receptions by a Tight End

Game: 9, John McMakin vs. Florida State, 1970

Season: 40, John McMakin, 1970

Career: 93, John McMakin, 1969-71

Consecutive Games Catching a Pass

Career: 36, Jerry Butler, 1975-78, caught at least one pass in last game of 1975 and in all games in 1976, 1977, and 1978.

Interceptions

Most Interceptions

Quarter: 3, Brian Dawkins vs. Duke, 1995

Game: 3, Kit Jackson vs. Wake Forest, 1965; Leomont Evans vs. N.C. State, 1995; Brian Dawkins vs. Duke, 1995; Alex Ardley vs. Maryland, 2000

Season: 8, Robert O'Neal, 1989; Justin Miller, 2002

Career: 17, Terry Kinard, 1978-82

Most Interception Return Yards

Game: 102, Don Kelley on 1 return vs. Duke, 1970

Season: 156, Don Kelley on 3 interceptions, 1970

Career: 275, Rex Varn on 10 interceptions, 1976-79

Average Interception Return Yards

Game: (Min. 2) 50.5, Willie Underwood (2-101) vs. South Carolina, 1980

Season: (Min. 3) 52.0, Don Kelley (3-156), 1970

Career: (Min. 5) 27.5, Rex Varn (10-275), 1976-79

Interception Returns for Touchdowns

Game: 1 by many

Season: 3, Arlington Nunn, 1990

Career: 3, Arlington Nunn, 1987-90

Interceptions By a Linebacker

Game: 2, Johnny Rembert vs. Western Carolina, 1982

Season: 6, Johnny Rembert, 1982

Career: 8, Johnny Rembert, 1981,82

Punting

Most Punts

Game: 13, Marion Butler vs. Wake Forest, 1942; Kevin Laird vs. Florida State, 1998

Season: 81, David Sims, 1979

Career: 224, Cole Chason, 2003-06

Best Punting Average

Game: (Min. 3 punts) 55.3, Dale Hatcher (3 for 166) vs.

Kentucky, 1982

Season: (Min. 25 punts) 44.48, Chris Gardocki (58-2,580), 1990

Career: (Min. 50 punts) 43.48, Chris Gardocki (151-6,566), 1988-90

Best Net Punting Average

Game: (Min. 4 punts) 46.7, Dale Hatcher (6 punts) vs. Kentucky, 1981

Season: (Min. 25 punts) 42.7, Dale Hatcher (54 punts), 1984

Career: (Min. 50 punts) 40.7, Dale Hatcher (191 punts), 1981-84

Punts of 50 Yards or More

Game: 6, Banks McFadden (12 punts) vs. Tulane, 1939

Season: 22, Banks McFadden (65 punts), 1939

Career: 44, Dale Hatcher (191 punts), 1981-84

Punts Inside the 20

Game: 7, Kevin Laird vs. Louisiana State, 1996 Peach Bowl

Season: 24, David Sims in 1979; Kevin Laird, 1996

Career: 69, Dale Hatcher, 1981-84

Total Punting Yards

Game: 546, Kevin Laird vs. Virginia Tech, 1998

Season: 3,468, David Sims, 1979

Career: 8,816, Kevin Laird, 1995-98

Punt Returns

Most Punt Returns

Game: 10, Shad Bryant vs. Furman, 1939

Season: 35, Derrick Hamilton, 2002

Career: 88, Marion Butler, 1941-43,45

Most Yards on Punt Returns

Game: 167*, Don Kelley on 4 returns vs. Maryland, 1970

Season: 487, Shad Bryant on 27 returns, 1938

Career: 779, Shad Bryant, 1937-39

Average Punt Return

Game: (Min. 2 Ret.) 51.0 (102 on 2), Richie Luzzi vs. Georgia, 1968

(Min. 4 Ret.) 41.8* (167 on 4), Don Kelley vs. Maryland, 1970

Season: (Min. 10 Att) 16.9, Bobby Gage (12-203), 1948

Career: (Min. 20 Att.) 17.5, Streak Lawton (26-456), 1934-36

Return Yards (PR & INT)

Game: 223*, Don Kelley vs. Maryland, 1970

Season: 545, Don Kelley, 1970

Career: 820, Shad Bryant (779 PR, 41 IR), 1937-39

Takeaway Return Yards (Fumble & INT)

Game: 102, Don Kelley vs. Duke, 1970

Season: 160, Antwan Edwards, 1998 (104 fumble, 56 interception)

Career: 299, Antwan Edwards, 1995-98 (104 fumble, 195 interception)

Punt Returns for Touchdown

Game: 1 by many

Season: 2, Shad Bryant, 1938; Don Kelley, 1970; Donnell Woolford, 1987

Career: 2, Shad Bryant, 1937-39; Don Kelley, 1969-71; Donnell Woolford, 1985-88; Justin Miller, 2002-04

Most Blocked Punts

Quarter: 2, Mitch Belton vs. Maryland (2nd), 1989

Game: 2, Wingo Avery vs. The Citadel, 1954; Mitch Belton vs. Maryland, 1989; Rahim Abdullah vs. Auburn, 1998 Peach Bowl

Season: 3, Mitch Belton, 1989

Career: 3, Mitch Belton, 1989,90



Individual Records

Most Blocked Field Goals

Game: 1 by many
Season: 2, Terrance Dixon, 1992
Career: 2 by many

Most Blocked Kicks or Punts

Game: 2, Wingo Avery vs. The Citadel, 1954; Mitch Belton vs. Maryland, 1989; Rahim Abdullah vs. Auburn, 1998 Peach Bowl
Season: 3, Mitch Belton, 1989; Leomont Evans, 1995
Career: 3, Mitch Belton, 1989-90; Leomont Evans, 1992-95; Brian Dawkins, 1992-95

Kickoff Returns

Most Kickoff Returns

Game: 7, John Shields vs. Alabama, 1969
Season: 32, Derrick Hamilton, 2002
Career: 66, Ray Williams, 1983-86

Most Kickoff Return Yards

Game: 282[^], Justin Miller on 6 returns vs. Florida State, 2004
Season: 696, Derrick Hamilton, 2002
Career: 1,552, Derrick Hamilton (on 58 returns), 2001-03

Kickoff Return for Touchdown

Game: 2, Justin Miller vs. Florida State, 2004
Season: 2*, Doug Thomas, 1990; Justin Miller, 2004
Career: 3, Justin Miller, 2002-04

Average Kickoff Return

Game: (Min. 2 ret.) 71.5, Derrick Hamilton at Maryland (2-153), 2001
Season: (Min 10 ret.) 35.1, Justin Miller (13-456), 2002
Career: (Min. 20 ret.) 30.7*, Justin Miller (50-1,534), 2002-04

Scoring

Most Points Scored

Game: 33, Maxcey Welch vs. Newberry, 1930
Season: 108, Travis Zachery, 2000
Career: 329, Aaron Hunt, 2000-03

Points Per Game

Season: 10.2, Fred Cone (92 in 9 games), 1950
Career: 7.25, Chris Gardocki (261 in 36 games), 1988-90

Most Touchdowns

Game: 5, Stumpy Banks vs. Furman, 1917 (all rushing), Maxcey Welch vs. Newberry, 1930 (all rushing)
Season: 18, Travis Zachery, 2000 (13 rushing, 5 receiving)
Career: 50, Travis Zachery, 1998-01 (41 rushing, 9 receiving)

Most Touchdowns (Run & Pass)

Game: 6*, Woodrow Dantzler vs. N.C. State, 2001
Season: 31, Woodrow Dantzler, 2001
Career: 68, Woodrow Dantzler, 1998-01

Most Touchdowns of 50 Yards or More

Season: 6, C.J. Spiller, 2006 (4 run, 2 reception)
Career: 7, Derrick Hamilton, 2001-03 (4 reception, 2 KOR, 1 run)

Different Ways Scoring a Touchdown

Season: 4, Bobby Gage, 1947 (run, pass, reception, KOR); Ray Mathews, 1948 (run, pass, reception, PR)
Career: 4, Bobby Gage, 1945-48 (run, pass, reception, KOR); Ray Mathews, 1947-50 (run, pass, reception, PR); Chansi Stuckey, 2003-06 (run, pass, reception, PR)

Returns for a Touchdown

Game: 2, Walt Laraway (interception, blocked punt) vs.

The Citadel, 1954; Justin Miller (2 kickoff) vs. Florida State, 2004

Season: 3, Don Kelley (2 punt, 1 interception), 1970; Arlington Nunn (3 interceptions), 1990; Justin Miller (2 kickoff, 1 punt), 2004
Career: 5, Justin Miller (3 kickoff, 2 punt), 2002-04

Longest Scoring Lateral

Game: 65 yards, Don Willis to Shad Bryant vs. George Washington, 1938

Longest Fumble Return

Scoring: 93 yards, Antwan Edwards vs. Virginia, 1998
Non-Scoring: 83 yards, Tim Childers vs. Western Carolina, 1982

Most Extra Points Made

Game: 11 (of 11), W.C. Forsythe vs. Bingham, 1898
Season: 46 (of 50), Jad Dean, 2006
Career: 164 (of 172), Aaron Hunt, 2000-03

Most Extra Points Attempted

Game: 11, W.C. Forsythe vs. Bingham, 1898
Season: 50, Jad Dean, 2006
Career: 172, Aaron Hunt, 2000-03

Best Extra Point Percentage

Season: 100.0, (41-41) Donald Igwebuike, 1984; (41-41), Chris Gardocki, 1989; (34-34) David Treadwell, 1986; (32-32) Bob Paulling, 1982; (30-30), Chris Gardocki, 1990; (25-25) David Treadwell, 1985; Nelson Welch (14-14), 1994
Career: 100.0 (72-72) Chris Gardocki, 1988-90; (43-43), Donald Igwebuike, 1981-84

Most Consecutive Extra Points Made

Career: 72, Chris Gardocki (1 in 1988, all 41 in 1989, 30 in 1990)
 70, Bob Paulling (last 3 in 1981, all 32 in 1982, and first 35 of 1983)
 63, David Treadwell (all 25 in 1985, all 34 in 1986, first 4 of 1987)

Most Field Goals Attempted

Game: 6, Chris Gardocki vs. Georgia Tech, 1990; Nelson Welch vs. N.C. State, 1991; Nelson Welch vs. Maryland, 1992; Jad Dean vs. Texas A&M, 2005
Season: 32, Chris Gardocki, 1988
Career: 102*, Nelson Welch, 1991-94

Most Field Goals Made

Game: 6, Jad Dean vs. Texas A&M, 2005
Season: 24, Jad Dean, 2005
Career: 72*, Nelson Welch, 1991-94

Best Field Goal Percentage

Game: 100.0 (6-6), Jad Dean vs. Texas A&M, 2005
Season: 94.1 (16-17), Donald Igwebuike, 1984
Career: (min. 20 att.) 82.9 (34-41), Bob Paulling, 1979, 81-83

Most Kick-Scoring Points

Game: 19, Jad Dean vs. Texas A&M, 2005 (6 FGs, 1 PAT)
Season: 107, Chris Gardocki, 1989
Career: 329, Aaron Hunt, 2000-03

Most Multiple Field Goal Games

Season: 8, Obed Ariri, 1980; Chris Gardocki, 1989; Jad Dean, 2005
Career: 25, Nelson Welch, 1991-94

Most Consecutive Field Goals Made

Season: 14, Obed Ariri, 1980

Consecutive Games Kicking A Field Goal

Career: 15, Obed Ariri (last 6 games of 1979, first 9 of 1980); Chris Gardocki (last 6 of 1988, first 9 of 1989)

Most Yards on Field Goals

Game: 192, Nelson Welch (31, 42, 32, 46, 41) vs. N.C. State, 1991
Season: 769, Chris Gardocki (made 22 FG), 1990
Career: 2,370, Nelson Welch (made 72 FG), 1991-94

Longest Average Made Field Goal

Game: (Min. 3 made) 45.0, Bob Paulling (46, 43, 46) vs. N. Carolina, 1982
Season: (Min. 10 made) 38.3, Donald Igwebuike (16-612), 1984
Career: (Min. 20 made) 38.6, Donald Igwebuike (32-1237), 1981-84

Most Field Goals 40 Yards or More

Game: 3, Bob Paulling (46, 43, 46) vs. North Carolina, 1982; Nelson Welch (42, 46, 41) vs. N.C. State, 1991
Season: 10, Chris Gardocki (10-14), 1989
Career: 23, Chris Gardocki (23-39), 1988-90

Longest Average Field-Goal Attempt

Game: (Min. 3) 53.3 (3-160) by Obed Ariri vs. Pittsburgh, 1977
Season: (Min. 10 att.) 45.4 (20-908) by Obed Ariri, 1977
Career: (Min. 30 Att.) 41.7 (43-1,792) by Donald Igwebuike, 1981-84

Most Field Goals 50 Yards or More

Game: 1 by many
Season: 2, Donald Igwebuike, 1984; Chris Gardocki, 1988; Nelson Welch, 1992
Career: 5, Chris Gardocki, 1988-90; Donald Igwebuike, 1981-84

Highest Percentage Field Goals, 40 Yards or More

Game: (Min. 3 Made), 100.0 (3-3) by Bob Paulling vs. North Carolina, 1982
Season: (Min. 10 Made), 81.8 (9-11) by Nelson Welch, 1992
 (Min. 8 Made), 100.0 (8-8) by Donald Igwebuike, 1984
Career: (Min. 10 Made), 60.9 (14-23) by Donald Igwebuike, 1981-84

Miscellaneous

Snap By An Offensive Lineman

Season: 923, John McDermott, 1999
Career: 3,097, Kyle Young, 1998-01

Snap By A Quarterback

Season: 943, Charlie Whitehurst, 2003
Career: 2,875, Charlie Whitehurst, 2002-05

Snap By A Running Back

Season: 729, Raymond Priester, 1996
Career: 2,329, Raymond Priester, 1994-97

Snap By A Wide Receiver

Season: 798, Rod Gardner, 1999
Career: 2,168, Terry Smith, 1990-93

Snap By A Defensive Lineman

Season: 679, Jovon Bush, 2001; Bryant McNeal, 2001
Career: 2,101, Khaleed Vaughn, 2000-03

Snap By A Linebacker

Season: 864, Keith Adams, 1999
Career: 2,353, Chad Carson, 1998-01

Snap By A Defensive Back

Season: 881, Charles Hafley, 2001
Career: 2,760, Robert Carswell, 1997-00

* - ACC record; ^ - NCAA record



Total Touchdowns

| | |
|--------------------|-----------------------------|
| First-Yr Freshman: | 12 by C.J. Spiller (2006) |
| Freshman: | 12 by C.J. Spiller (2006) |
| Sophomore: | 17 by James Davis (2006) |
| Junior: | 18 by Travis Zachery (2000) |
| Senior: | 15 by Fred Cone (1950) |

Rushing Yards

| | |
|--------------------|---------------------------------|
| First-Yr Freshman: | 941 by Ronald Williams (1990) |
| Freshman: | 973 by Terry Allen (1987) |
| Sophomore: | 1322 by Ray Priester (1995) |
| Junior: | 1345 by Ray Priester (1996) |
| Senior: | 1258 by Terrence Flagler (1986) |

Rushing Yards Per Game

| | |
|--------------------|--------------------------------|
| First-Yr Freshman: | 85.6 by Ronald Williams (1990) |
| Freshman: | 88.5 by Terry Allen (1987) |
| Sophomore: | 110.2 by Ray Priester (1995) |
| Junior: | 112.1 by Ray Priester (1996) |
| Senior: | 106.4 by Cliff Austin (1982) |

Note: Minimum 75% of games played.

Rushing Yards Per Carry

| | |
|--------------------|---------------------------------|
| First-Yr Freshman: | 7.27 by C.J. Spiller (2006) |
| Freshman: | 7.27 by C.J. Spiller (2006) |
| Sophomore: | 7.39 by Billy Hair (1950) |
| Junior: | 6.17 by Ray Mathews (1949) |
| Senior: | 6.55 by Terrence Flagler (1986) |

Note: Minimum 70 attempts.

Passing Yards

| | |
|--------------------|-----------------------------------|
| First-Yr Freshman: | 750 by Patrick Sapp (1992) |
| Freshman: | 1554 by Charlie Whitehurst (2002) |
| Sophomore: | 3561 by Charlie Whitehurst (2003) |
| Junior: | 2067 by Charlie Whitehurst (2004) |
| Senior: | 2578 by Woodrow Dantzler (2001) |

Passing Efficiency

| | |
|--------------------|--------------------------------|
| First-Yr Freshman: | 158.26 by Willie Jordan (1975) |
| Freshman: | 158.26 by Willie Jordan (1975) |
| Sophomore: | 154.63 by Harvey White (1957) |
| Junior: | 145.99 by Mike Eppley (1983) |
| Senior: | 143.09 by Mark Fellers (1974) |

Note: Minimum 70 attempts.

Completion Percentage

| | |
|--------------------|-----------------------------------|
| First-Yr Freshman: | 54.7 by Willie Jordan (1975) |
| Freshman: | 57.5 by Charlie Whitehurst (2002) |
| Sophomore: | 61.9 by Charlie Whitehurst (2003) |
| Junior: | 59.6 by Mike Eppley (1983) |
| Senior: | 67.4 by Charlie Whitehurst (2005) |

Note: Minimum 70 attempts.

Touchdown Passes

| | |
|--------------------|---------------------------------|
| First-Yr Freshman: | 5 by Willie Jordan (1975) |
| Freshman: | 10 by Charlie Whitehurst (2002) |
| Sophomore: | 21 by Charlie Whitehurst (2003) |
| Junior: | 13 by Mike Eppley (1983) |
| | 13 by Brandon Streeter (1998) |
| Senior: | 21 by Woodrow Dantzler (2001) |

Receptions

| | |
|--------------------|-------------------------------|
| First-Yr Freshman: | 27 by Roscoe Crosby (2001) |
| Freshman: | 53 by Derrick Hamilton (2001) |
| Sophomore: | 52 by Terry Smith (1991) |
| | 52 by Derrick Hamilton (2002) |
| Junior: | 80 by Rod Gardner (1999) |
| Senior: | 70 by Tony Horne (1997) |
| | 70 by Kevin Youngblood (2003) |

Reception Yards

| | |
|--------------------|--------------------------------|
| First-Yr Freshman: | 465 by Roscoe Crosby (2001) |
| Freshman: | 684 by Derrick Hamilton (2001) |
| Sophomore: | 829 by Terry Smith (1991) |
| Junior: | 1084 by Rod Gardner (1999) |
| Senior: | 1050 by Rod Gardner (2000) |

Yards Per Reception

| | |
|--------------------|------------------------------|
| First-Yr Freshman: | 17.8 by Airese Currie (2001) |
| Freshman: | 18.0 by Ray Williams (1983) |
| Sophomore: | 27.1 by Ray Mathews (1948) |
| Junior: | 32.1 by Gary Cooper (1988) |
| Senior: | 30.7 by Whitey Jordan (1957) |

Note: Minimum 10 receptions.

Touchdown Receptions

| | |
|--------------------|-------------------------------|
| First-Yr Freshman: | 4 by Terrance Roulhac (1983) |
| | 4 by Roscoe Crosby (2001) |
| Freshman: | 4 by Terrance Roulhac (1983) |
| | 4 by Derrick Hamilton (2001) |
| Sophomore: | 8 by Terrance Roulhac (1984) |
| Junior: | 10 by Derrick Hamilton (2003) |
| Senior: | 8 by Perry Tuttle (1981) |
| | 8 by Tony Horne (1997) |

Total Offense

| | |
|--------------------|-----------------------------------|
| First-Yr Freshman: | 951 by Willie Jordan (1975) |
| Freshman: | 1534 by Charlie Whitehurst (2002) |
| Sophomore: | 3610 by Charlie Whitehurst (2003) |
| Junior: | 2899 by Woodrow Dantzler (2000) |
| Senior: | 3639 by Woodrow Dantzler (2001) |

Field Goals

| | |
|--------------------|-----------------------------|
| First-Yr Freshman: | 19 by Chris Gardocki (1988) |
| Freshman: | 19 by Chris Gardocki (1988) |
| | 19 by Nelson Welch (1991) |
| Sophomore: | 22 by Nelson Welch (1992) |
| | 22 by Chris Gardocki (1989) |
| Junior: | 24 by Jad Dean (2005) |
| Senior: | 23 by Obed Ariri (1980) |

Points Scored

| | |
|--------------------|------------------------------|
| First-Yr Freshman: | 75 by Aaron Hunt (2000) |
| Freshman: | 88 by Nelson Welch (1991) |
| Sophomore: | 102 by James Davis (2006) |
| Junior: | 108 by Travis Zachery (2000) |
| Senior: | 92 by Fred Cone (1950) |
| | 92 by Aaron Hunt (2003) |

Punt Return Yards

| | |
|--------------------|--------------------------------|
| First-Yr Freshman: | 362 by Darnell Stephens (1991) |
| Freshman: | 362 by Darnell Stephens (1991) |
| Sophomore: | 377 by Derrick Hamilton (2002) |
| Junior: | 487 by Shad Bryant (1938) |
| Senior: | 332 by Tony Horne (1997) |

Punt Return Average

| | |
|--------------------|---------------------------------|
| First-Yr Freshman: | 12.5 by Darnell Stephens (1991) |
| Freshman: | 12.5 by Darnell Stephens (1991) |
| Sophomore: | 13.8 by Andre Humphrey (1993) |
| Junior: | 18.0 by Shad Bryant (1938) |
| Senior: | 16.9 by Bobby Gage (1948) |

Note: Minimum 10 attempts.

Kickoff Return Yards

| | |
|--------------------|--------------------------------|
| First-Yr Freshman: | 480 by Warren Ratchford (1974) |
| Freshman: | 494 by Ray Williams (1983) |
| Sophomore: | 696 by Derrick Hamilton (2002) |
| Junior: | 661 by Justin Miller (2004) |
| Senior: | 578 by Terrance Roulhac (1986) |

Kickoff Return Average

| | |
|--------------------|---------------------------------|
| First-Yr Freshman: | 35.1 by Justin Miller (2002) |
| Freshman: | 35.1 by Justin Miller (2002) |
| Sophomore: | 29.1 by Joe Henderson (1987) |
| Junior: | 34.5 by Derrick Hamilton (2003) |
| Senior: | 32.1 by Terrance Roulhac (1986) |

Note: Minimum 10 attempts.

All-Purpose Yards

| | |
|--------------------|---------------------------------|
| First-Yr Freshman: | 1415 by C.J. Spiller (2006) |
| Freshman: | 1415 by C.J. Spiller (2006) |
| Sophomore: | 1883 by Derrick Hamilton (2002) |
| Junior: | 1735 by Derrick Hamilton (2003) |
| Senior: | 1782 by Tony Horne (1997) |

Most Tackles

| | |
|--------------------|-------------------------------|
| First-Yr Freshman: | 150 by Anthony Simmons (1995) |
| Freshman: | 150 by Anthony Simmons (1995) |
| Sophomore: | 186 by Keith Adams (1999) |
| Junior: | 170 by Bubba Brown (1978) |
| Senior: | 175 by Jeff Davis (1981) |

Most Sacks

| | |
|--------------------|--------------------------------|
| First-Yr Freshman: | 4 by William Perry (1981) |
| | 4 by Ricky Sapp (2006) |
| Freshman: | 7 by Michael Dean Perry (1984) |
| | 7 by Chester McGlockton (1989) |
| Sophomore: | 16 by Keith Adams (1999) |
| Junior: | 9.5 by Gaines Adams (2005) |
| Senior: | 12.5 by Gaines Adams (2006) |

Most Tackles For Loss

| | |
|--------------------|---------------------------------|
| First-Yr Freshman: | 11 by Anthony Simmons (1995) |
| Freshman: | 15 by Michael Dean Perry (1984) |
| Sophomore: | 35 by Keith Adams (1999) |
| Junior: | 27 by Leroy Hill (2003) |
| Senior: | 27 by William Perry (1984) |
| | 27 by Rob Bodine (1991) |

Interceptions

| | |
|--------------------|----------------------------|
| First-Yr Freshman: | 8 by Robert O'Neal (1989) |
| | 8 by Justin Miller (2002) |
| Freshman: | 8 by Robert O'Neal (1989) |
| | 8 by Justin Miller (2002) |
| Sophomore: | 6 by Fred Knoebel (1950) |
| Junior: | 7 by Fred Knoebel (1951) |
| Senior: | 6 by Terry Kinard (1982) |
| | 6 by Johnny Rembert (1982) |
| | 6 by Brian Dawkins (1995) |
| | 6 by Brian Mance (2002) |

Most Pass Breakups

| | |
|--------------------|----------------------------|
| First-Yr Freshman: | 9 by Robert O'Neal (1989) |
| | 9 by Justin Miller (2002) |
| Freshman: | 10 by Alex Ardley (1998) |
| Sophomore: | 13 by James Lott (1987) |
| | 13 by Justin Miller (2003) |
| Junior: | 21 by Tye Hill (2004) |
| Senior: | 17 by Dextra Polite (1999) |

Most Passes Defended

| | |
|--------------------|----------------------------|
| First-Yr Freshman: | 17 by Robert O'Neal (1989) |
| | 17 by Justin Miller (2002) |
| Freshman: | 17 by Robert O'Neal (1989) |
| | 17 by Justin Miller (2002) |
| Sophomore: | 17 by James Lott (1987) |
| Junior: | 21 by Tye Hill (2004) |
| Senior: | 21 by Dextra Polite (1999) |

Note: Interceptions + PBUs.

Interception Returns Yards

| | |
|--------------------|------------------------------|
| First-Yr Freshman: | 96 by Robert O'Neal (1989) |
| Freshman: | 96 by Robert O'Neal (1989) |
| Sophomore: | 109 by Rex Varn (1977) |
| Junior: | 156 by Don Kelley (1970) |
| Senior: | 128 by Johnny Rembert (1982) |

Punting Average

| | |
|--------------------|--------------------------------|
| First-Yr Freshman: | 43.36 by Dale Hatcher (1981) |
| Freshman: | 43.36 by Dale Hatcher (1981) |
| Sophomore: | 42.96 by Chris Gardocki (1989) |
| Junior: | 44.48 by Chris Gardocki (1990) |
| Senior: | 43.72 by Dale Hatcher (1984) |

Snap

| | |
|------------|----------------------------------|
| Freshman: | 738 by Glenn Rountree (1994) |
| Sophomore: | 943 by Charlie Whitehurst (2003) |
| Junior: | 923 by John McDermott (1999) |
| Senior: | 901 by Gary Byrd (2002) |



Offensive Team Records

Total Offense

Total Plays

Game: 98 (55 pass, 43 rush) vs. Maryland, 1992
Season: 954 in 2003
Per Game: 78.8 (946 in 12 games), 1978

Total Offense Yards

Game: 756 vs. Wake Forest, 1981
Season: 5,467 in 2003
Per Game: 436.8 (5242 in 12 games), 2000
400-yard Games: 9 in 2003
500-yard Games: 4 in 2001

Yards Per Play

Game: 10.66 (56-597) vs. Presbyterian, 1945
Season: 6.50 (822-5342) in 2006

Fewest Turnovers

Game: 0 vs. many
Season: 8 in 1940
Per Game: 0.89 (8 in 9 games), 1940

Turnover Margin

Game: +7 vs. Duke, 1968; vs. Georgia, 1981
Season: +23 (15-38 in 12 games) in 1989
Per Game: +2.11 (+19 in 9 games), 1940

Rushing

Most Rushes

Game: 78 vs. Duke, 1979
Season: 741 in 1978
Per Game: 61.8 (741 in 12 games), 1978

Most Rushing Yards

Game: 615 vs. Georgia Tech, 1903
 536 vs. Wake Forest, 1981
Season: 3,469 in 1978
Per Game: 289.1 (3469 in 12 games), 1978
200-Yard Games: 11 in 1978,86
300-Yard Games: 5 in 1978

Rushing Yards Per Attempt

Game: 10.3 (50-516) vs. Presbyterian, 1965
Season: 5.72 (495-2832) in 2006

Passing

Most Attempts

Game: 57 vs. Wake Forest, 2003
Season: 490 in 2003
Per Game: 37.7 (490 in 13 games), 2003

Fewest Attempts

Game: 0 vs. South Carolina, 1956
Season: 65 in 1938
Per Game: 7.22 (65 in 9 games), 1938

Most Completions

Game: 35 vs. Wake Forest, 2003
Season: 300 in 2003
Per Game: 23.1 (300 in 13 games), 2003

Fewest Completions

Game: 0 vs. many (last vs. Virginia Tech, 1956)
Season: 21 in 1944
Per Game: 2.33 (21 in 9 games), 1944

Yards Per Attempt

Game (min 15): 18.2 (20-364) vs. Duke, 1963
Season: 9.8 (126-1233) in 1950

Yards Per Completion

Game (min 10): 25.5 (11-280) vs. Furman, 1947
Season: 23.3 (53-1,233) in 1950

Lowest Interception Percentage

Game: 0.00 (54 attempts, 0 int.) vs. Duke, 2002
Season: 1.99 (4-201) in 1988
Per Game: 0.33 (4 in 12 games), 1988

Most Passing Yards

Game: 420 vs. Duke, 2002
Season: 3,687 in 2003
Per Game: 283.6 (3,687 in 13 games), 2003
200-Yard Games: 11 in 2003
300-Yard Games: 6 in 2003

Fewest Passing Yards

Game: 0 vs. many, last vs. Virginia Tech, 1956
Season: 346* in 1956
Per Game: 31.45* (346 in 11 games), 1956

Completion Percentage

Game (min 15 att): 88.24 (15-17) vs. The Citadel, 1978
Game (min 20 att): 85.19 (23-27) vs. N.C. State, 2001
Season: 65.78 (248-377), 2005

Passing Efficiency

Game (min 15 att): 241.08 (12-20-274-0-4) vs. North Carolina, 2002
Season: 148.23 (53-126-1,233-8-14), 1950

Most Passes Had Intercepted

Game: 7 vs. South Carolina, 1945
Season: 24 in 1969
Per Game: 2.40 (24 in 10 games), 1969

Scoring

Most Touchdowns

Game: 12 vs. Wake Forest, 1981
Season: 55 in 2000, 2006
Per Game: 4.8 (48 in 10 games), 1950

Most Touchdowns Rushing

Game: 11 vs. Presbyterian, 1948
Season: 39 in 1978
Per Game: 3.5 (35 in 10 games), 1950

Most Touchdowns Passing

Game: 5 vs. Louisiana Tech, 2001
Season: 23 in 2001, 2003
Per Game: 1.92 (23 in 12 games), 2001

Most Touchdowns By Return

Game: 3 vs. Georgia, 1914 (3 PR)
 2 vs. Wake Forest, 1940 (2 INT); The Citadel, 1954 (1 INT, 1 BPR); Maryland, 1970 (1 PR, 1 INT); Georgia Tech, 1987 (1 PR, 1 KOR); Long Beach State, 1990 (1 KOR, 1 INT); South Carolina, 1997 (1 PR, 1 INT); Florida State, 2004 (2 KOR); Florida Atlantic, 2006 (1 PR, 1 FR); Louisiana Tech, 2006 (1 KOR, 1 INT)
Season: 7 in 1990 (4 INT, 2 KOR, 1 FR)
Per Game: 0.58 (7 in 12 games), 1990

Most Touchdowns By Punt Returns

Game: 3 vs. Georgia, 1914
Season: 3 in 1914 (modern mark - 2 in 1938,48,54,70,87)
Per Game: 0.22 (2 in 9 games), 1938

Most Touchdowns By Kickoff Returns

Game: 2 vs. Florida State, 2004
Season: 2 in 1990, 2004
Per Game: 0.18 (2 in 11 games), 2004

Most Touchdowns By Interception Returns

Game: 2 vs. Wake Forest, 1940
Season: 4 in 1990
Per Game: 0.33 (3 in 9 games), 1940; (4 in 12 games), 1990

Most Touchdowns By Fumble Returns

Game: 1 vs. many
Season: 2 in 1996, 1998, 2006

Points

Game: 122 vs. Guilford, 1901; 94 vs. Furman, 1915; 82 vs. Wake Forest, 1981
Season: 425 in 2006
Per Game: 37.0 (222 in 6 games), 1900
Modern Record: 34.7 (416 in 12 games), 2000

Field Goals

Game: 6 vs. Texas A&M, 2005
Season: 24 in 2005
Per Game: 2.09 (23 in 11 games), 1980

Field Goal Attempts

Game: 6 vs. Georgia, 1983; vs N.C. State, 1991; at Maryland, 1992; Texas A&M, 2005
Season: 32 in 1988
Per Game: 2.72 (30 in 11 games), 1980

Field Goal Percentage

Game: 100.0 (6-6) vs. Texas A&M, 2005
Season: 94.4 (17-18) in 1984

Most Extra Points

Game: 10 vs. Presbyterian 1945; Wake Forest, 1981
Season: 51 (55 attempts) in 2000

Extra Points Attempted

Game: 12 (made 10) vs. Wake Forest, 1981
Season: 55 (made 51) in 2000

Extra Point Percentage

Game: 100.0 vs. many
Season (min. 40): 100.0 in 1989 (42-42)

Special Teams

Most Punts

Game: 18 vs. Furman, 1932
Season: 91 in 1939
Per Game: 10.0 (90 in 9 games), 1945

Punting Yards

Game: 546 vs. Virginia Tech, 1998
Season: 3,731 in 1939
Per Game: 373.1 (3,731 in 10 games), 1939

Punting Average

Game (min. 3): 56.6* (3-170) vs Wake Forest, 1986
Season: 43.98 (56-2463) in 1984

Most Punt Returns

Game: 11 vs. George Washington, 1941; Georgia Tech*, 1987
Season: 53 in 1945, 1987
Per Game: 5.77 (52 in 9 games), 1941

Most Punt Return Yards

Game: 227* vs. Georgia Tech, 1987
Season: 720 in 1987
Per Game: 64.8 (584 in 9 games), 1938

Best Punt Return Average

Game (min 3 ret): 41.8* (4-167) vs. Maryland, 1970
Season: 17.1 (37-634), 1948

Most Kickoff Returns

Game: 10 vs. Georgia Tech, 1944
Season: 57 in 1970, 1946
Per Game: 6.33 (57 in 9 games), 1946

Most Kickoff Return Yards

Game: 286 (7 returns) vs. Florida State, 2004
Season: 1,187 in 1970
Per Game: 107.9 (1187 in 11 games), 1970

Best Kickoff Return Average

Game (min. 3 KOR): 43.3 (3-130) vs. N.C. State, 2002
Season: 27.7 (29-803) in 2003

Offensive Team Records



Miscellaneous

Most Penalties

Game: 20 vs. N.C. State, 2001
Season: 104 in 1987, 2000
Per Game: 8.67 (104 in 12 games), 1987, 2000

Most Penalty Yards

Game: 181 vs. N.C. State, 2001
Season: 962 in 2000
Per Game: 80.2 in 2000

Time of Possession

Game: 42:58 vs. North Carolina, 1992
Season: 410:57 (12 games) in 1989
Per Game: 34:15 (410:57 in 12 games), 1989

Most Fumbles

Game: 14 vs. Presbyterian, 1953
Season: 49 in 1963
Per Game: 4.9 (49 in 10 games), 1963

Fewest Fumbles

Game: 0 vs. many teams
Season: 13 in 1938
Per Game: 1.44 (13 in 9 games), 1938

Most Fumbles Lost

Game: 5 vs. many teams
Season: 26 in 1963, 1975
Per Game: 2.6 (26 in 10 games), 1963

Fewest Fumbles Lost

Game: 0 vs. many teams
Season: 2* in 1994
Per Game: 0.18* (2 in 11 games), 1994

Third-Down Conversion Percentage

Game: 100.0 (12-12) vs. Wake Forest, 1981
Season: 51.6 (99-192), 1978

First Downs

Game: 35 vs. Wake Forest, 1981
Season: 303 in 2003
Per Game: 23.5 (282 in 12 games), 2001

First Downs Rushing

Game: 27 vs. Presbyterian, 1957; Wake Forest, 1981
Season: 192 in 1978
Per Game: 16.0 (192 in 12 games), 1978

First Downs Passing

Game: 19 vs. Duke, 2002
Season: 156 in 2003
Per Game: 12.0 (156 in 13 games), 2003

* - ACC record; Note: Bowden-coached teams in **bold**.

Defensive Team Records

Total Defense

Fewest Total Plays Allowed

Game: 29 vs. Furman, 1939
Season: 462 in 1943
Per Game: 52.0 (468 in 9 games), 1940

Lowest Total Offense Allowed

Game: -12 vs. Furman, 1948
Season: 1,575 in 1939
Per Game: 157.5 (1575 in 10 games), 1939

Lowest Total Offense Per Play Allowed

Game: -0.34 vs. Furman, 1948
Season: 3.03 in 1939

Rushing

Fewest Rushing Yards Allowed

Game: -29 vs. Furman, 1996
Season: 733 in 1991
Per Game: 61.1 (733 in 12 games), 1991

Fewest Rushing Yards Per Attempt

Game: -1.48 vs. Furman, 1941
Season: 1.82 (402-733) in 1991

Fewest Rushing Attempts

Game: 14 vs. Presbyterian, 1941
Season: 334 in 1941
Per Game: 33.4 (334 in 10 games), 1941

Passing

Fewest Pass Attempts Allowed

Game: 0 vs. many
Season: 105 in 1938
Per Game: 10.9 (109 in 10 games), 1939

Fewest Completions

Game: 0 vs. many, last time vs. Rice, 1959
Season: 32 in 1939
Per Game: 3.2 (32 in 10 games), 1939

Fewest Passing Yards

Game: 0 vs. many, last time vs. Rice, 1959
Season: 449 in 1939

Lowest Opponent Completion Percentage

Game: 0.0 (0-13) vs. Rice, 1959
Season: 29.4 in 1939

Interceptions

Game: 6 vs. South Carolina, 1971; N.C. State, 1995
Season: 25 in 1951
Per Game: 2.50 (25 in 10 games), 1951

Interception Return Yards

Game: 143 (4 int) vs. Maryland, 1970
Season: 361 in 1951
Per Game: 36.1 (in 10 games), 1951

Special Teams

Fewest Kickoff Return Yards

Game: 0 vs. many
Season: 346 in 1976

Fewest Kickoff Return Yards Per Attempt

Game: 0.0 vs. many
Season: 14.7 in 1952

Fewest Punt Return Yards

Game: 0 vs. many
Season: 63 in 1957

Fewest Punt Return Yards Per Attempt

Game: 0.0 vs. many
Season: 2.7 (24-65) in 1977

Most Blocked Punts

Game: 3 vs. Auburn, 1998 Peach Bowl
Season: 5 in 1944

Most Blocked Kicks

Game: 3 vs. Georgia, 1995; Auburn, 1998 Peach Bowl
Season: 8 in 1995

Scoring

Fewest Points Allowed

Game: 0 vs. many
Season: 45 in 1939
Per Game: 4.5 (45 in 10 games), 1939

Shutouts

Season: 7 in 1928
Consecutive: 6 in 1928; 4 in 1906, 1909, 1959*

Fewest Touchdowns Allowed

Game: 0 vs. many
Season: 6 in 1939
Per Game: 0.6 (6 in 10 games), 1939

Fewest Rushing Touchdowns Allowed

Game: 0 vs. many
Season: 5 in 1938, 1939, 1979, 1981
Per Game: 0.42 (5 in 12 games), 1979, 1981

Fewest Passing Touchdowns Allowed

Game: 0 vs. many
Season: 0 in 1951

Miscellaneous

Most Sacks

Game: 12 vs. Furman, 1996
Season: 47 (326 yards) in 1999
Per Game: 4.18 (46 in 11 games), 1992

Most Pass Breakups

Game: 18 vs. The Citadel, 1986
Season: 96 in 1989
Per Game: 8.0 (96 in 12 games), 1989

Most Recovered Fumbles

Game: 6 vs. Duke, 1965
Season: 21 in 1956
Per Game: 1.91 (21 in 11 games), 1956

Most Fumble Returns

Game: 1 vs. many
Season: 6 in 1996, 2006

Most Fumble Return Yards

Game: 93 vs. Virginia, 1998
Season: 125 in 2006

Fewest First Downs

Game: 0 vs. The Citadel, 1948
Season: 80 in 1939
Per Game: 8.0 (80 in 10 games), 1939

Tackles For Loss

Game: 19 vs. N.C. State, 1987
Season: 119 (for 492 yards) in 1991
Per Game: 10.2 (112 in 11 games), 2004

Turnovers Forced

Game: 9 vs. Georgia, 1981
Season: 41 in 1981
Per Game: 3.42 (41 in 12 games), 1981

* - ACC record; Note: Bowden-coached teams in **bold**.



Single-Game Team Bests

Highest Rushing Games By Clemson

| Yds | Site - Opponent (Score CU-Opp.) | Date |
|------------|----------------------------------|------------------|
| 615 | a - Georgia Tech (73-0) | 10-17-1903 |
| 536 | h - Wake Forest (82-24) | 10-31-1981 |
| 516 | h - Presbyterian (76-0) | 9-22-1945 |
| 448 | h - Furman (41-0) | 11-6-1948 |
| 440 | h - Tennessee-Chattanooga (54-3) | 10-3-1992 |
| 439 | h - Presbyterian (66-0) | 9-21-1957 |
| 436 | h - Presbyterian (55-0) | 9-23-1950 |
| 436 | h - Wake Forest (55-7) | 9-16-2000 |
| 434 | a - Furman (40-20) | 11-26-1955 |
| 433 | h - South Carolina (39-21) | 11-23-1974 |
| 433 | h - Duke (34-17) | 11-11-1995 |

Highest Rushing Games By Opponent

| Yds | Site - Opponent (Score CU-Opp.) | Date |
|-----|---------------------------------|------------|
| 478 | a - Tulane (20-36) | 11-18-1944 |
| 475 | a - Oklahoma (3-52) | 9-30-1972 |
| 458 | a - South Carolina (20-56) | 11-22-1975 |
| 444 | a - Wake Forest (20-36) | 10-17-1970 |
| 437 | a - Alabama (0-56) | 9-20-1975 |
| 434 | a - Texas A&M (0-24) | 9-14-1974 |
| 409 | h - N.C. State (7-45) | 10-25-1975 |
| 406 | a - Maryland (23-41) | 11-17-1984 |

Highest Rushing Games By Both Teams

| Yds | Teams & Yards | Site - (Score CU-Opp.) | Date |
|-----|----------------------------|------------------------|------------|
| 707 | CU 397, South Carolina 310 | h - (41-23) | 11-25-1978 |
| 697 | CU 433, South Carolina 264 | h - (39-21) | 11-23-1974 |
| 690 | CU 232, South Carolina 458 | a - (20-56) | 11-22-1975 |
| 671 | CU 283, N.C. State 388 | a - (21-38) | 10-23-1976 |
| 653 | CU 390, North Carolina 263 | h - (43-32) | 11-9-1974 |
| 635 | CU 160, Oklahoma 475 | a - (3-52) | 9-30-1972 |
| 633 | CU 398, Presbyterian 235 | h - (69-7) | 9-17-1949 |
| 629 | CU 300, North Carolina 329 | h - (23-27) | 11-6-1976 |
| 624 | CU 536, Wake Forest 88 | h - (82-24) | 10-31-1981 |

Lowest Rushing Games By Clemson

| Yds | Site - Opponent (Score CU-Opp.) | Date |
|-----------|----------------------------------|------------------|
| -15 | a - Boston College (7-14) | 10-10-1942 |
| -1 | a - Boston College (22-32) | 9-26-1947 |
| 3 | a - North Carolina (0-24) | 11-6-1993 |
| 6 | h - Wake Forest (14-16) | 10-4-1947 |
| 8 | a - South Carolina (6-33) | 10-21-1943 |
| 10 | a - Maryland (7-21) | 10-4-2003 |
| 17 | a - Virginia Tech (11-31) | 9-23-1999 |
| 19 | a - Auburn (0-51) | 10-11-1969 |
| 21 | h - N.C. State (12-29) | 9-10-1994 |
| 31 | h - Virginia Tech (0-37) | 9-12-1998 |

Lowest Rushing Games By Opponent

| Yds | Site - Opponent (Score CU-Opp.) | Date |
|------------|---------------------------------|-------------------|
| -29 | h - Furman (19-3) | 9-7-1996 |
| -21 | a - Furman (34-6) | 11-22-1941 |
| -20 | h - Utah State (35-6) | 10-16-2004 |
| -17 | h - Furman (41-0) | 11-6-1948 |
| -16 | h - Long Beach State (59-0) | 9-1-1990 |
| -14 | h - Kentucky (24-6) | 10-2-1982 |
| -11 | a - Furman (14-3) | 11-25-1939 |
| -9 | h - Auburn (34-18) | 11-22-1947 |
| -6 | a - North Carolina (35-3) | 11-4-1989 |
| -3 | h - Furman (27-6) | 9-3-1994 |

Lowest Rushing Games By Both Teams

| Yds | Teams & Yards | Site - (Score CU-Opp.) | Date |
|------------|-----------------------------|------------------------|-------------------|
| 72 | CU 41, Florida State 31 | h - (28-35) | 9-20-1997 |
| 119 | CU 46, South Carolina 73 | a - (8-13) | 10-21-1954 |
| 119 | CU 36, Maryland 83 | h - (10-7) | 10-23-2004 |
| 121 | CU 56, Virginia Military 65 | N1 - (0-0) | 9-26-1942 |
| 129 | CU 67, Baylor 62 | N2 - (18-24) | 12-31-1979 |
| 130 | CU 69, Georgia Tech 61 | a - (0-27) | 9-28-1963 |
| 132 | CU 111, N.C. State 21 | h - (39-46) | 10-31-1998 |

| | | | |
|-----|---------------------------|--------------|------------|
| 132 | CU 41, Texas Tech 91 | N3 - (15-55) | 12-23-2002 |
| 144 | CU 10, Maryland 134 | a - (7-21) | 10-4-2003 |
| 146 | CU 101, North Carolina 45 | a - (14-21) | 10-3-1998 |

N1 - Lynchburg, VA; N2 - Atlanta, GA (Peach Bowl); N3 - Orlando, FL (Tangerine Bowl)

Highest Passing Games By Clemson

| Yds | (C-A) | Site - Opponent (Score CU-Opp.) | Date |
|------------|----------------|-----------------------------------|-------------------|
| 420 | (34-52) | a - Duke (34-31) | 11-2-2002 |
| 364 | (13-20) | a - Duke (30-35) | 10-19-1963 |
| 359 | (22-33) | h - Temple (37-7) | 10-22-2005 |
| 350 | (21-39) | h - Wake Forest (19-29) | 9-26-1998 |
| 344 | (28-43) | h - Duke (40-7) | 11-15-2003 |
| 343 | (24-32) | h - Virginia (33-14) | 9-11-1999 |
| 343 | (35-57) | a - Wake Forest (17-45) | 11-1-2003 |
| 343 | (25-40) | a - Boston College (33-34) | 9-9-2006 |
| 342 | (23-48) | a - North Carolina (13-17) | 11-6-1965 |
| 334 | (18-28) | a - Florida State (31-48) | 10-3-2002 |

Highest Passing Games By Opponent


| Yds | (C-A) | Site - Opponent (Score CU-Opp.) | Date |
|------------|----------------|------------------------------------|-------------------|
| 521 | (27-43) | a - Florida State (7-54) | 11-4-2000 |
| 464 | (39-52) | N4 - Texas Tech (15-55) | 12-23-2002 |
| 454 | (35-57) | h - Georgia Tech (28-31) | 10-28-2000 |
| 442 | (29-37) | a - Florida State (0-57) | 9-11-1993 |
| 418 | (27-41) | a - Maryland (23-53) | 11-14-1992 |
| 401 | (29-59) | N3 - Louisiana Tech (49-24) | 12-31-2001 |
| 395 | (30-54) | a - N.C. State (43-22) | 9-30-1995 |
| 387 | (23-37) | N1 - Pittsburgh (3-34) | 12-30-1977 |
| 385 | (23-48) | N2 - Duke (33-21) | 11-30-1991 |
| 384 | (31-56) | N5 - Tennessee (27-14) | 1-2-2004 |

N1 - Jacksonville, FL (Gator Bowl); N2 - Tokyo, Japan; N3 - Boise, ID (Humanitarian Bowl); N4 - Orlando, FL (Tangerine Bowl); N5 - Atlanta, GA (Peach Bowl)

Highest Passing Games By Both Teams

| Yds | Teams & Yards | Site - (Score CU-Opp.) | Date |
|------------|-----------------------------------|------------------------|-------------------|
| 783 | CU 319, Texas Tech 464 | N2 - (15-55) | 12-23-2002 |
| 730 | CU 420, Duke 310 | a - (34-31) | 11-2-2002 |
| 703 | CU 329, N.C. State 374 | h - (39-46) | 10-31-1998 |
| 691 | CU 273, Maryland 418 | a - (23-53) | 11-14-1992 |
| 688 | CU 167, Florida State 521 | a - (7-54) | 11-7-2000 |
| 678 | CU 359, Temple 319 | h - (37-7) | 10-22-2005 |
| 676 | CU 275, Louisiana Tech 401 | N1 - (49-24) | 12-31-2001 |
| 669 | CU 227, Florida State 442 | a - (0-57) | 9-11-1993 |
| 664 | CU 333, N.C. State 331 | a - (45-37) | 10-13-2001 |
| 661 | CU 207, Georgia Tech 454 | h - (28-31) | 10-28-2000 |

N1 - Boise, ID (Humanitarian Bowl); N2 - Orlando, FL (Tangerine Bowl)



Charlie Whitehurst led Clemson to a school-record 420 yards passing at Duke in 2002.

Lowest Passing Games By Clemson

| Yds | (C-A) | Site - Opponent (Score CU-Opp.) | Date |
|-----|-------|---------------------------------|------------|
| -1 | (1-6) | a - Maryland (6-6) | 11-10-1956 |
| 0 | (0-3) | N1 - George Washington (27-0) | 11-5-1938 |
| 0 | (0-4) | h - Presbyterian (32-13) | 9-19-1942 |
| 0 | (0-2) | a - South Carolina (6-33) | 10-21-1943 |
| 0 | (0-2) | a - South Carolina (20-13) | 10-19-1944 |
| 0 | (0-8) | a - South Carolina (0-6) | 10-23-1952 |
| 0 | (0-6) | a - Fordham (12-12) | 11-8-1952 |
| 0 | (0-5) | h - Presbyterian (33-7) | 9-19-1953 |
| 0 | (0-0) | a - South Carolina (7-0) | 10-25-1956 |
| 0 | (0-2) | h - Virginia Tech (21-6) | 11-3-1956 |

N1 - Greenville, SC

Lowest Passing Games By Opponent

| Yds | (C-A) | Site - Opponent (Score CU-Opp.) | Date |
|-----|--------|---------------------------------|------------|
| 0 | (0-10) | h - Presbyterian (26-0) | 9-17-1938 |
| 0 | (0-0) | a - Wake Forest (7-0) | 10-28-1938 |
| 0 | (0-7) | a - George Washington (19-0) | 10-31-1941 |
| 0 | (0-4) | a - Miami (FL) (6-7) | 11-2-1945 |
| 0 | (0-7) | a - The Citadel (20-0) | 12-4-1948 |
| 0 | (0-2) | h - Presbyterian (69-7) | 9-17-1949 |
| 0 | (0-9) | a - South Carolina (14-14) | 10-19-1950 |
| 0 | (1-9) | a - Virginia (20-7) | 9-24-1955 |
| 0 | (0-13) | a - Rice (19-0) | 10-31-1959 |

Lowest Passing Games By Both Teams

| Yds | Teams & Yards | Site - (Score CU-Opp.) | Date |
|-----|----------------------------|------------------------|------------|
| 4 | CU 4, George Washington 0 | a - (19-0) | 10-31-1941 |
| 11 | CU -1, Maryland 12 | a - (6-6) | 11-10-1956 |
| 27 | CU 0, South Carolina 27 | a - (20-13) | 10-19-1944 |
| 33 | CU 27, Furman 6 | a - (14-3) | 11-25-1939 |
| 33 | CU 12, Presbyterian 21 | h - (34-0) | 9-25-1944 |
| 34 | CU 34, Rice 0 | a - (19-0) | 10-31-1959 |
| 39 | CU 10, Tulane 29 | a - (0-13) | 11-2-1940 |
| 39 | CU 39, Virginia 0 | a - (20-7) | 9-24-1955 |
| 40 | CU 0, Virginia Tech 40 | h - (21-6) | 11-3-1956 |
| 42 | CU 39, George Washington 3 | h - (0-7) | 11-7-1942 |

Most Pass Attempts By Clemson

| Att. | Com. | Site - Opponent (Score CU-Opp.) | Date |
|-----------|-----------|--------------------------------------|-------------------|
| 57 | 35 | a - Wake Forest (17-45) | 11-1-2003 |
| 56 | 25 | N1 - Mississippi State (7-17) | 12-30-1999 |
| 56 | 25 | N2 - Texas Tech (15-55) | 12-23-2002 |
| 55 | 25 | a - Maryland (23-53) | 11-14-1992 |
| 55 | 31 | h - Miami (FL) (30-36) | 9-17-2005 |
| 54 | 21 | h - N.C. State (28-30) | 10-24-1987 |
| 52 | 34 | a - Duke (34-31) | 11-2-2002 |
| 48 | 25 | a - Florida State (13-38) | 11-7-1970 |
| 46 | 14 | h - North Carolina (3-38) | 10-20-2001 |
| 45 | 22 | a - Maryland (7-21) | 10-4-2003 |
| 45 | 28 | h - Virginia (30-27) | 10-11-2003 |

N1 - Atlanta, GA (Peach Bowl); N2 - Orlando, FL (Tangerine Bowl)

Most Pass Attempts By Opponent

| Att. | Com. | Site - Opponent (Score CU-Opp.) | Date |
|-----------|-----------|------------------------------------|-------------------|
| 59 | 29 | N1 - Louisiana Tech (49-24) | 12-31-2001 |
| 58 | 24 | h - The Citadel (24-0) | 10-4-1986 |
| 57 | 35 | h - Georgia Tech (28-31) | 10-28-2000 |
| 57 | 24 | h - Duke (59-31) | 12-1-2001 |
| 56 | 28 | a - Wake Forest (35-33) | 11-1-1980 |
| 56 | 30 | h - N.C. State (30-10) | 10-21-1989 |
| 56 | 31 | N3 - Tennessee (27-14) | 1-2-2004 |
| 54 | 30 | a - N.C. State (43-22) | 9-30-1995 |
| 53 | 34 | a - Duke (38-31) | 10-15-1983 |
| 52 | 39 | N2 - Texas Tech (15-55) | 12-23-2002 |
| 52 | 27 | h - Florida State (26-10) | 11-8-2003 |

N1 - Boise, ID (Humanitarian Bowl); N2 - Orlando, FL (Tangerine Bowl); N3 - Atlanta, GA (Peach Bowl)

Most Completions By Clemson

| Co. | Att. | Site - Opponent (Score CU-Opp.) | Date |
|-----|------|---------------------------------|------------|
| 35 | 57 | a - Wake Forest (17-45) | 11-1-2003 |
| 34 | 52 | a - Duke (34-31) | 11-2-2002 |
| 31 | 55 | h - Miami (FL) (30-36) | 9-17-2005 |
| 28 | 44 | a - Virginia Tech (11-31) | 9-23-1999 |
| 28 | 45 | h - Virginia (30-27) | 10-11-2003 |
| 28 | 45 | h - Duke (40-7) | 11-15-2003 |

Single-Game Team Bests



| | | | |
|----|----|----------------------------|------------|
| 28 | 42 | a - Wake Forest (27-31) | 10-1-2005 |
| 27 | 38 | h - N.C. State (39-46) | 10-31-1998 |
| 27 | 42 | h - Marshall (10-13) | 9-4-1999 |
| 27 | 39 | h - South Carolina (27-20) | 11-23-2002 |

Most Completions By Opponent

| Co. | Att. | Site - Opponent (Score CU-Opp.) | Date |
|-----|------|---------------------------------|------------|
| 39 | 52 | N1 - Texas Tech (15-55) | 12-23-2002 |
| 35 | 57 | h - Georgia Tech (28-31) | 10-28-2000 |
| 34 | 53 | a - Duke (38-31) | 10-15-1983 |
| 33 | 48 | h - Virginia (30-27) | 10-11-2003 |
| 31 | 47 | a - Rice (10-29) | 9-23-1972 |
| 31 | 56 | N2 - Tennessee (27-14) | 1-2-2004 |
| 30 | 49 | a - Virginia (31-17) | 10-11-1986 |
| 30 | 56 | h - N.C. State (30-10) | 10-21-1989 |
| 30 | 54 | a - N.C. State (43-22) | 9-30-1995 |
| 30 | 45 | a - South Carolina (38-17) | 11-18-1995 |

N1 - Orlando, FL (Tangerine Bowl); N2 - Atlanta, GA (Peach Bowl)

Highest Completion Percentage By Clemson

| Pct. | C-A | Site - Opponent (Score CU-Opp.) | Date |
|------|---------|---------------------------------|------------|
| 88.2 | (15-17) | h - The Citadel (58-3) | 9-16-1978 |
| 86.7 | (13-15) | a - South Carolina (41-24) | 11-23-1991 |
| 85.1 | (23-27) | a - N.C. State (45-37) | 10-13-2001 |
| 82.1 | (23-28) | h - Middle Tennessee (37-14) | 9-13-2003 |
| 81.8 | (18-22) | a - Maryland (28-24) | 9-10-2005 |
| 80.0 | (12-15) | a - Duke (21-15) | 10-18-1975 |
| 80.0 | (12-15) | a - South Carolina (47-21) | 11-22-1997 |
| 80.0 | (12-15) | h - Furman (33-0) | 9-5-1998 |
| 78.8 | (26-33) | h - Virginia (7-21) | 10-11-1997 |
| 77.8 | (14-18) | h - Wake Forest (21-10) | 9-28-1996 |

Note: Minimum 15 attempts.

Highest Completion Percentage By Opponent

| Pct. | C-A | Site - Opponent (Score CU-Opp.) | Date |
|------|---------|---------------------------------|------------|
| 84.6 | (22-26) | a - N.C. State (24-17) | 10-20-1990 |
| 80.0 | (20-25) | a - Wake Forest (27-31) | 10-1-2005 |
| 79.2 | (19-24) | a - Wake Forest (27-17) | 10-7-2006 |
| 78.4 | (29-37) | a - Florida State (0-57) | 9-11-1993 |
| 77.8 | (14-18) | h - North Carolina (3-38) | 10-20-2001 |
| 77.3 | (17-22) | h - N.C. State (12-29) | 9-10-1994 |
| 75.0 | (18-24) | a - Georgia Tech (21-29) | 10-29-1973 |
| 75.0 | (39-52) | N1 - Texas Tech (15-55) | 12-23-2002 |
| 73.3 | (22-30) | a - Georgia Tech (42-45) | 11-13-1999 |
| 73.1 | (19-26) | h - Maryland (21-24) | 9-30-1961 |

N1 - Orlando, FL (Tangerine Bowl); Note: Minimum 15 attempts.

Highest Pass Efficiency Games By Clemson

| Eff. | Opponent | Site | Date | C-A-Yds-TD-I |
|-------|----------------|------|------------|---------------|
| 241.1 | North Carolina | a | 11-9-2002 | 12-20-274-4-0 |
| 237.7 | N.C. State | a | 10-13-2001 | 23-27-333-4-0 |
| 235.4 | Virginia | h | 10-8-1983 | 12-19-199-2-0 |
| 235.0 | Virginia | h | 9-24-1966 | 13-21-315-3-0 |
| 233.9 | South Carolina | a | 11-22-1997 | 12-15-157-3-0 |
| 232.4 | Maryland | h | 11-12-1983 | 11-16-194-3-0 |
| 228.7 | The Citadel | h | 9-16-1978 | 15-17-245-1-0 |
| 224.7 | South Carolina | a | 11-23-1991 | 13-15-231-1-1 |
| 220.7 | Duke | a | 10-18-1975 | 12-15-212-1-0 |
| 219.2 | Duke | h | 10-20-1984 | 12-19-235-3-0 |

Note: Minimum 15 attempts.

Most Plays By Clemson

| PL | R | P | Site - Opponent (Score CU-Opp.) | Date |
|----|----|----|---------------------------------|------------|
| 98 | 43 | 55 | a - Maryland (23-53) | 11-14-1992 |
| 96 | 77 | 19 | a - Wake Forest (56-3) | 11-4-1978 |
| 95 | 65 | 30 | h - N.C. State (34-27) | 10-7-2000 |
| 93 | 63 | 30 | a - Furman (56-3) | 11-28-1959 |
| 92 | 69 | 23 | h - North Carolina (40-7) | 11-7-1992 |
| 91 | 46 | 45 | h - Virginia (30-27) | 10-11-2003 |
| 90 | 70 | 20 | h - Furman (28-0) | 9-19-1964 |
| 90 | 63 | 27 | a - Georgia (16-20) | 9-20-1980 |
| 90 | 34 | 56 | N1 - Mississippi State (7-17) | 12-30-1999 |

N1 - Atlanta, GA (Peach Bowl)

Most Plays By Opponent

| PL | R | P | Site - Opponent (Score CU-Opp.) | Date |
|----|----|----|---------------------------------|------------|
| 99 | 62 | 37 | h - South Carolina (3-7) | 11-23-1968 |

| | | | | |
|----|----|----|----------------------------|------------|
| 97 | 74 | 23 | h - North Carolina (7-42) | 11-14-1970 |
| 97 | 40 | 57 | h - Georgia Tech (28-31) | 10-28-2000 |
| 96 | 58 | 38 | h - Duke (10-21) | 10-24-1970 |
| 93 | 57 | 36 | a - Boston College (16-31) | 9-10-1983 |
| 91 | 55 | 36 | a - Georgia (13-31) | 9-28-1968 |
| 91 | 82 | 9 | a - North Carolina (15-32) | 11-15-1969 |
| 91 | 41 | 50 | h - Florida State (14-17) | 10-23-1999 |

Highest Total Offense Games By Clemson

| Yds | Rush,Pass | Site - Opponent (Score CU-Opp.) | Date |
|-----|-----------|----------------------------------|------------|
| 756 | 536,220 | h - Wake Forest (82-24) | 10-31-1981 |
| 623 | 436,187 | h - Wake Forest (55-7) | 9-16-2000 |
| 615 | 615,0 | a - Georgia Tech (73-0) | 10-17-1903 |
| 608 | 328,280 | h - Duke (59-31) | 12-1-2001 |
| 606 | 440,166 | h - Tennessee-Chattanooga (54-3) | 10-3-1992 |
| 597 | 516,81 | h - Presbyterian (76-0) | 9-22-1945 |
| 567 | 322,245 | h - The Citadel (58-3) | 9-16-1978 |
| 567 | 234,333 | a - N.C. State (45-37) | 10-13-2001 |
| 563 | 323,240 | a - Duke (38-10) | 10-17-1981 |
| 559 | 337,222 | N1 - Temple (63-9) | 10-12-2006 |

N1 - Charlotte, NC

Highest Total Offense Games By Opponent

| Yds | Rush,Pass | Site - Opponent (Score CU-Opp.) | Date |
|-----|-----------|---------------------------------|------------|
| 771 | 250,521 | a - Florida State (7-54) | 11-4-2000 |
| 634 | 192,442 | a - Florida State (0-57) | 9-11-1993 |
| 616 | 458,158 | a - South Carolina (20-56) | 11-22-1975 |
| 577 | 406,171 | N1 - Maryland (23-41) | 11-17-1984 |
| 573 | 155,418 | a - Maryland (23-53) | 11-14-1992 |
| 566 | 179,387 | N2 - Pittsburgh (3-34) | 12-30-1977 |
| 557 | 188,369 | h - Florida State (27-41) | 11-3-2001 |
| 555 | 91,464 | N3 - Texas Tech (15-55) | 12-23-2002 |
| 551 | 364,187 | a - Tennessee (28-29) | 10-26-1974 |
| 550 | 96,454 | h - Georgia Tech (28-31) | 10-28-2000 |

N1 - Baltimore, MD; N2 - Jacksonville, FL (Gator Bowl); N3 - Orlando, FL (Tangerine Bowl)

Highest Total Offense Games By Both Teams

| Yds | Teams & Yards | Site - (Score CU-Opp.) | Date |
|------|----------------------------|------------------------|------------|
| 1107 | CU 756, Wake Forest 351 | h - (82-24) | 10-31-1981 |
| 1033 | CU 262, Florida State 771 | a - (7-54) | 11-4-2000 |
| 1023 | CU 528, North Carolina 495 | h - (36-28) | 10-25-2003 |
| 1022 | CU 514, Duke 508 | a - (38-31) | 10-15-1983 |
| 1020 | CU 463, Florida State 557 | h - (27-41) | 11-3-2001 |
| 1009 | CU 393, South Carolina 616 | a - (20-56) | 11-22-1975 |
| 1002 | CU 608, Duke 394 | h - (59-31) | 12-1-2001 |
| 998 | CU 548, Louisiana Tech 450 | N1 - (49-24) | 12-31-2001 |
| 997 | CU 492, Duke 505 | h - (29-22) | 10-19-1968 |
| 978 | CU 583, North Carolina 395 | h - (54-32) | 11-9-1974 |

N1 - Boise, ID (Humanitarian Bowl)

Lowest Total Offense Games By Clemson

| Yds | Rush,Pass | Site - Opponent (Score CU-Opp.) | Date |
|-----|-----------|---------------------------------|------------|
| 8 | 8,0 | a - South Carolina (6-33) | 10-21-1943 |
| 51 | 48,3 | a - N.C. State (0-18) | 10-11-1947 |
| 63 | 53,10 | a - Tulane (0-13) | 11-2-1940 |
| 85 | -15,100 | a - Boston College (7-14) | 10-10-1942 |
| 90 | 68,22 | a - Maryland (0-34) | 11-14-1964 |
| 91 | 50,41 | a - North Carolina (0-45) | 8-31-1996 |
| 94 | 19,75 | a - Auburn (0-51) | 10-11-1969 |
| 102 | 65,37 | a - Georgia Tech (0-27) | 9-28-1963 |
| 102 | 31,71 | h - Virginia Tech (0-37) | 9-12-1998 |

Lowest Total Offense Games By Opponent

| Yds | Rush,Pass | Site - Opponent (Score CU-Opp.) | Date |
|-----|-----------|---------------------------------|------------|
| -12 | -17,5 | h - Furman (41-0) | 11-6-1948 |
| -5 | -11,6 | a - Furman (14-3) | 11-25-1939 |
| 29 | 29,0 | a - The Citadel (20-0) | 12-4-1948 |
| 35 | -21,56 | a - Furman (34-6) | 11-22-1941 |
| 41 | 20,21 | a - Virginia (35-0) | 10-26-1963 |
| 57 | 57,0 | h - Presbyterian (26-0) | 9-17-1938 |
| 57 | -16,73 | h - Long Beach State (59-0) | 9-1-1990 |
| 58 | 31,27 | h - Furman (30-0) | 9-2-1989 |
| 60 | 23,37 | a - Virginia Tech (22-10) | 9-12-1987 |
| 61 | 54,7 | h - Virginia (31-0) | 10-8-1977 |

Most Yards Per Play By Clemson

| Y/P | P-Y | Site - Opponent (Score CU-Opp.) | Date |
|------|--------|---------------------------------|------------|
| 11.2 | 55-615 | a - Georgia Tech (73-0) | 10-17-1903 |

| | | | |
|------|--------|----------------------------------|------------|
| 10.7 | 56-597 | h - Presbyterian (76-0) | 9-22-1945 |
| 10.4 | 51-531 | h - Presbyterian (42-0) | 9-20-1947 |
| 9.6 | 58-559 | N1 - Temple (63-9) | 10-12-2006 |
| 9.1 | 58-526 | h - Louisiana Tech (51-0) | 9-30-2006 |
| 8.9 | 69-527 | h - Presbyterian (53-13) | 9-20-1952 |
| 8.7 | 87-756 | h - Wake Forest (82-24) | 10-31-1981 |
| 8.5 | 71-606 | h - Tennessee-Chattanooga (54-3) | 10-3-1992 |

N1 - Charlotte, NC

Most Turnovers By Clemson

| TO | Site - Opponent | CU-Opp. (Fum.,Int.) | Date |
|----|--------------------|---------------------|------------|
| 10 | a - Florida | 13-54 (4,6) | 10-11-1952 |
| 9 | h - Auburn | 19-45 (4,5) | 11-21-1953 |
| 8 | a - South Carolina | 0-0 (1,7) | 10-25-1945 |
| 8 | h - Wake Forest | 36-0 (5,3) | 11-2-1963 |
| 8 | a - North Carolina | 15-32 (3,5) | 11-15-1969 |
| 8 | h - Tulane | 13-17 (5,3) | 9-13-1975 |
| 7 | a - Georgia Tech | 0-27 (4,3) | 9-28-1963 |
| 7 | a - Georgia | 23-26 (3,4) | 9-22-1984 |
| 7 | a - Kentucky | 7-26 (4,3) | 10-5-1985 |
| 7 | h - Wake Forest | 19-29 (3,4) | 9-26-1998 |

Most Turnovers By Clemson in a Clemson Victory

| TO | Site - Opponent | CU-Opp. (Fum.,Int.) | Date |
|----|-------------------|---------------------|------------|
| 8 | h - Wake Forest | 36-0 (5,3) | 11-2-1963 |
| 5 | h - Virginia | 40-35 (5,0) | 9-24-1966 |
| 5 | h - Wake Forest | 16-14 (5,0) | 10-11-1975 |
| 5 | h - Virginia Tech | 38-7 (3,2) | 10-7-1978 |
| 5 | h - N.C. State | 17-7 (2,3) | 10-24-1981 |
| 5 | h - W. Carolina | 21-10 (4,1) | 9-25-1982 |
| 5 | a - Virginia Tech | 20-17 (5,0) | 9-14-1985 |

Most Turnovers Forced By Clemson

| TO | Site - Opponent | CU-Opp. (Fum.,Int.) | Date |
|----|---------------------|---------------------|------------|
| 9 | h - Georgia | 13-3 (4,5) | 9-19-1981 |
| 8 | h - Presbyterian | 53-0 (4,4) | 9-25-1948 |
| 8 | h - Duke | 39-22 (6,2) | 10-19-1968 |
| 8 | a - Georgia Tech | 7-28 (5,3) | 10-3-1970 |
| 7 | h - Virginia Tech | 35-0 (3,4) | 11-10-1945 |
| 7 | a - Fordham | 12-12 (5,2) | 11-8-1952 |
| 7 | a - Furman | 56-33 (3,4) | 11-28-1959 |
| 7 | a - Texas Christian | 10-14 (2,5) | 10-24-1964 |
| 7 | h - Virginia Tech | 38-7 (4,3) | 10-7-1978 |
| 7 | h - Duke | 28-8 (3,4) | 10-21-1978 |
| 7 | a - Tulane | 13-5 (3,4) | 9-12-1981 |
| 7 | a - Virginia | 6-9 (3,4) | 9-17-1994 |
| 7 | a - N.C. State | 43-22 (1,6) | 9-30-1995 |

Most Interception Return Yards By Clemson

| Yds (Int.) | Site - Opponent (Score CU-Opp.) | Date |
|------------|---------------------------------|------------|
| 143 (4) | a - Maryland (24-11) | 10-31-1970 |
| 132 (3) | a - Virginia Tech (27-7) | 9-16-1989 |
| 131 (4) | h - Western Carolina (21-10) | 9-25-1982 |
| 124 (6) | a - N.C. State (43-22) | 9-30-1995 |
| 122 (4) | h - Virginia Tech (35-0) | 11-10-1945 |
| 110 (3) | h - Wake Forest (33-31) | 11-21-1959 |
| 109 (4) | h - Florida State (20-24) | 9-12-1992 |
| 107 (4) | a - Wake Forest (28-7) | 9-24-1960 |
| 104 (3) | h - South Carolina (28-19) | 11-21-1998 |

Most Interception Return Yards By Opponent

| Yds (Int.) | Site - Opponent (Score CU-Opp.) | Date |
|------------|---------------------------------|------------|
| 166 (6) | h - Auburn (19-45) | 11-21-1953 |
| 159 (4) | h - Duke (17-34) | 10-18-1980 |
| 116 (3) | a - Georgia (16-20) | 9-20-1980 |
| 108 (2) | a - N.C. State (35-34) | 10-27-1984 |
| 85 (1) | a - Wake Forest (17-45) | 11-1-2003 |
| 83 (3) | h - Maryland (21-6) | 11-11-1963 |
| 77 (5) | h - Duke (0-16) | 10-20-1962 |
| 73 (3) | h - Maryland (0-19) | 9-15-1979 |
| 72 (4) | h - North Carolina (7-42) | 11-14-1970 |

Most Punt Return Yards By Clemson

| Yds (PR) | Site - Opponent (Score CU-Opp.) | Date |
|----------|---------------------------------|------------|
| 227 (11) | h - Georgia Tech (33-12) | 9-26-1987 |
| 172 (9) | h - Western Carolina (43-0) | 9-5-1987 |
| 169 (7) | h - Maryland (40-7) | 11-16-1991 |
| 167 (4) | h - Maryland (24-11) | 10-31-1970 |
| 155 (8) | a - Wake Forest (24-7) | 10-6-1962 |



Single-Game Team Bests

| | | |
|----------------|---------------------------------|-------------------|
| 140 (4) | h - Duquesne (42-0) | 11-20-1948 |
| 136 (11) | a - George Washington (19-0) | 10-31-1941 |
| 134 (8) | h - Presbyterian (53-6) | 9-22-1951 |
| 130 (5) | h - Georgia Tech (28-31) | 10-28-2000 |
| 125 (6) | h - Presbyterian (33-0) | 9-18-1954 |

Most Punt Return Yards By Opponent

| Yds (PR) | Site - Opponent (Score CU-Opp.) | Date |
|--------------------------------|---------------------------------|------------|
| 150 (5) | h - Florida State (28-35) | 9-20-1997 |
| 147 (7) | a - Auburn (7-28) | 11-29-1941 |
| 133 (7) | a - Wake Forest (6-19) | 10-31-1942 |
| 129 (10) | h - Virginia Tech (0-37) | 9-12-1998 |
| 126 (7) | a - Georgia Tech (0-51) | 9-30-1944 |
| 124 (5) | N1 - California (13-37) | 1-2-1992 |
| 116 (8) | a - Tennessee (7-26) | 10-28-1944 |
| 116 (6) | a - Georgia (7-19) | 10-10-1964 |
| 113 (3) | a - South Carolina (0-20) | 10-25-1951 |
| N1 - Orlando, FL (Citrus Bowl) | | |

Most Kickoff Return Yards By Clemson

| Yds (KOR) | Site - Opponent (Score CU-Opp.) | Date |
|-----------------------------------|----------------------------------|-------------------|
| 286 (7) | a - Florida State (22-41) | 9-25-2004 |
| 219 (6) | a - Maryland (20-37) | 11-10-2001 |
| 188 (9) | a - Tulane (13-54) | 11-9-1946 |
| 174 (4) | a - Georgia Tech (9-31) | 10-7-1972 |
| 171 (9) | a - Florida State (0-57) | 9-11-1993 |
| 165 (7) | a - Wake Forest (20-36) | 10-17-1970 |
| 165 (5) | h - Maryland (12-30) | 11-16-2002 |
| 162 (7) | N1 - Texas Tech (15-55) | 12-23-2002 |
| 160 (7) | h - Alabama (13-38) | 10-25-1969 |
| N1 - Orlando, FL (Tangerine Bowl) | | |

Most Kickoff Return Yards By Opponent

| Yds (KOR) | Site - Opponent (Score CU-Opp.) | Date |
|--------------------|-----------------------------------|-------------------|
| 240 (9) | N1 - Temple (63-9) | 10-12-2006 |
| 231 (7) | h - Duke (49-17) | 10-15-1988 |
| 214 (6) | a - Virginia Tech (27-7) | 9-16-1989 |
| 216 (10) | a - Wake Forest (51-6) | 11-4-1978 |
| 213 (5) | a - Boston College (33-34) | 9-9-2006 |
| 207 (12) | h - Presbyterian (66-0) | 9-21-1957 |
| 205 (5) | h - Furman (27-6) | 9-3-1994 |
| 194 (8) | h - Wake Forest (55-7) | 9-16-2000 |
| 191 (8) | a - North Carolina (12-42) | 11-9-2002 |
| 188 (8) | a - Furman (56-3) | 11-28-1959 |
| 188 (6) | a - Duke (30-35) | 10-19-1963 |
| N1 - Charlotte, NC | | |

Most Sacks By Clemson Defense

| Sacks (Yds) | Site - Opponent (Score CU-Opp.) | Date |
|----------------|---------------------------------|-------------------|
| 12 (70) | h - Furman (19-3) | 9-7-1996 |
| 11 (84) | h - Utah State (35-6) | 10-16-2004 |
| 10 (64) | h - Maryland (0-19) | 9-15-1979 |
| 10 (59) | h - Duke (21-6) | 10-17-1992 |
| 9 (47) | a - N.C. State (35-34) | 10-27-1984 |
| 9 (58) | a - Wake Forest (24-6) | 10-27-1990 |
| 8 (55) | h - N.C. State (39-10) | 10-26-1985 |
| 8 (66) | h - Maryland (35-3) | 11-2-1996 |
| 8 (56) | h - Duke (58-7) | 11-6-1999 |
| 8 (55) | a - Duke (52-22) | 9-30-2000 |

Most Tackles For Loss By Clemson Defense

| TFL (Yds) | Site - Opponent (Score CU-Opp.) | Date |
|----------------|---------------------------------|-------------------|
| 19 (77) | h - N.C. State (28-30) | 10-24-1987 |
| 17 (66) | h - Duke (21-6) | 10-17-1992 |
| 17 (68) | a - Miami (FL) (24-17) | 10-6-2004 |
| 16 (89) | a - Virginia Tech (22-10) | 9-12-1987 |
| 15 (51) | h - Maryland (40-7) | 11-16-1991 |
| 15 (75) | h - Furman (19-3) | 9-7-1996 |
| 15 (80) | h - Maryland (35-3) | 11-2-1996 |
| 15 (91) | h - Utah State (35-6) | 10-16-2004 |

Most Pass Breakups By Clemson Defense

| PBU | Site - Opponent (Score CU-Opp.) | Date |
|-----|---------------------------------|------------|
| 18 | h - The Citadel (24-0) | 10-4-1986 |
| 15 | a - Duke (17-21) | 9-30-1989 |
| 14 | a - Virginia Tech (20-17) | 9-14-1985 |
| 14 | h - Duke (35-3) | 10-18-1986 |
| 14 | h - Virginia (34-20) | 10-7-1989 |

Most Caused Fumbles By Clemson Defense

| CF | Site - Opponent (Score CU-Opp.) | Date |
|-------------------|------------------------------------|------------------|
| 5 | h - Central Florida (21-13) | 9-1-2001 |
| 4 | h - Maryland (0-19) | 9-15-1979 |
| 4 | a - Georgia (31-28) | 9-20-1986 |
| 4 | h - The Citadel (24-0) | 10-4-1986 |
| 4 | h - Long Beach State (59-0) | 9-1-1990 |
| 4 | h - Appalachian State (48-0) | 9-22-1990 |
| 4 | N1 - Duke (33-21) | 11-30-1991 |
| 4 | a - Virginia (6-9) | 9-17-1994 |
| 4 | h - Virginia (33-14) | 9-11-1999 |
| 4 | a - Wake Forest (27-17) | 10-7-2006 |
| N1 - Tokyo, Japan | | |

Most Interceptions By Clemson Defense

| Int. (Yds) | Site - Opponent (Score CU-Opp.) | Date |
|---------------|---------------------------------|-------------------|
| 6 (82) | a - South Carolina (17-7) | 11-27-1971 |
| 6 (124) | a - N.C. State (43-22) | 9-30-1995 |
| 5 (51) | a - South Carolina (21-13) | 10-24-1940 |
| 5 (21) | a - Texas Christian (10-14) | 10-24-1964 |
| 5 (87) | h - Virginia (29-3) | 10-31-1964 |
| 5 (28) | a - South Carolina (3-7) | 11-23-1968 |
| 5 (29) | h - Virginia (37-21) | 10-21-1972 |
| 5 (47) | h - Georgia (13-3) | 9-19-1981 |
| 5 (22) | a - Georgia (23-26) | 9-22-1984 |
| 5 (27) | a - Duke (17-21) | 9-30-1989 |
| 5 (52) | h - North Carolina (17-10) | 11-4-1995 |
| 5 (84) | h - N.C. State (26-20) | 10-30-2004 |

Victory Margin By Clemson

| Margin | CU-Opp. | Site - Opponent | Date |
|--------------------|-------------|---------------------------|-------------------|
| +122 | 122-0 | h - Guilford | 10-5-1901 |
| +94 | 94-0 | a - Furman | 9-25-1915 |
| +76 | 76-0 | h - Presbyterian | 9-22-1945 |
| +75 | 75-0 | h - Newberry | 10-17-1930 |
| +73 | 73-0 | a - Georgia Tech | 10-17-1903 |
| +68 | 68-0 | h - Newberry | 9-21-1929 |
| +66 | 66-0 | h - Presbyterian | 9-21-1957 |
| +65 | 65-0 | h - Camp Sevier | 9-27-1918 |
| +64 | 64-0 | h - Davidson | 9-19-1900 |
| +62 | 69-7 | h - Presbyterian | 9-17-1949 |
| +60 | 67-7 | h - Furman | 11-23-1918 |
| +60 | 60-0 | h - Elon | 9-27-1924 |
| +59 | 59-0 | a - Samford | 10-5-1912 |
| +59 | 59-0 | h - The Citadel | 11-27-1954 |
| +59 | 59-0 | h - Long Beach State | 9-1-1990 |
| +58 | 82-24 | h - Wake Forest | 10-31-1981 |
| +57 | 57-0 | a - Furman | 10-22-1914 |
| +57 | 57-0 | h - Newberry | 10-7-1922 |
| +55 | 55-0 | h - Bingham | 10-20-1898 |
| +55 | 57-2 | h - Furman | 11-18-1950 |
| +55 | 58-3 | h - The Citadel | 9-16-1978 |
| +55 | 55-0 | a - Virginia | 9-8-1984 |
| +54 | 54-0 | h - Presbyterian | 9-23-1950 |
| +54 | 63-9 | N1 - Temple | 10-12-2006 |
| +53 | 53-0 | h - Erskine | 9-27-1919 |
| +53 | 53-0 | h - Presbyterian | 11-25-1948 |
| +53 | 56-3 | a - Furman | 11-28-1959 |
| +53 | 62-9 | h - Missouri | 9-9-2000 |
| +52 | 52-0 | a - Mercer | 11-17-1913 |
| +52 | 52-0 | h - Erskine | 11-18-1922 |
| +52 | 52-0 | h - Erskine | 10-19-1928 |
| +51 | 51-0 | a - South Carolina | 11-1-1900 |
| +51 | 58-7 | h - Duke | 11-6-1999 |
| +51 | 51-0 | h - Louisiana Tech | 9-30-2006 |
| N1 - Charlotte, NC | | | |

Victory Margin By Opponent

| Margin | CU-Opp. | Site - Opponent | Date |
|---------------------|---------|-------------------|------------|
| +67 | 7-74 | N1 - Alabama | 11-14-1931 |
| +57 | 0-57 | a - Florida State | 9-11-1993 |
| +56 | 0-56 | a - Auburn | 10-19-1912 |
| +56 | 0-56 | a - Alabama | 9-20-1975 |
| +55 | 0-55 | a - Georgia | 11-25-1920 |
| +53 | 13-66 | h - Camp Hancock | 11-9-1918 |
| +51 | 0-51 | a - Georgia Tech | 9-30-1944 |
| +51 | 0-51 | a - Auburn | 10-11-1969 |
| +49 | 3-52 | a - Oklahoma | 9-30-1972 |
| N1 - Montgomery, AL | | | |

Road/Neutral Victory Margin By Clemson

| Margin | CU-Opp. | Site - Opponent | Date |
|--------------------|-------------|--------------------|-------------------|
| +94 | 94-0 | a - Furman | 9-25-1915 |
| +73 | 73-0 | a - Georgia Tech | 10-17-1903 |
| +59 | 59-0 | a - Samford | 10-5-1912 |
| +57 | 57-0 | a - Furman | 10-22-1914 |
| +55 | 55-0 | a - Virginia | 9-8-1984 |
| +54 | 63-9 | N1 - Temple | 10-12-2006 |
| +53 | 56-3 | a - Furman | 11-28-1959 |
| +52 | 52-0 | a - Mercer | 11-17-1913 |
| +51 | 51-0 | a - South Carolina | 11-1-1900 |
| +48 | 48-0 | a - Virginia | 10-9-1982 |
| N1 - Charlotte, NC | | | |

Road/Neutral Victory Margin By Opponent

| Margin | CU-Opp. | Site - Opponent | Date |
|--------|---------|-------------------|------------|
| +67 | 7-74 | a - Alabama | 11-14-1931 |
| +57 | 0-57 | a - Florida State | 9-11-1993 |
| +56 | 0-56 | a - Auburn | 10-19-1912 |
| +56 | 0-56 | a - Alabama | 9-20-1975 |
| +55 | 0-55 | a - Georgia | 11-25-1920 |
| +51 | 0-51 | a - Georgia Tech | 9-30-1944 |
| +51 | 0-51 | a - Auburn | 10-11-1969 |

Opponent Victory Margin at Clemson

| Margin | CU-Opp. | Opponent | Date |
|------------|-------------|-----------------------|-------------------|
| +53 | 13-66 | Camp Hancock | 11-9-1918 |
| +44 | 6-50 | Virginia Tech | 11-1-1924 |
| +44 | 0-44 | Auburn | 10-10-1970 |
| +42 | 0-42 | Florida | 11-7-1925 |
| +41 | 0-41 | Georgia | 9-18-1976 |
| +38 | 7-45 | N.C. State | 10-25-1975 |
| +37 | 0-37 | Virginia Tech | 9-12-1998 |
| +36 | 7-43 | Florida State | 11-1-1975 |
| +35 | 7-42 | North Carolina | 11-14-1970 |
| +35 | 3-38 | North Carolina | 10-20-2001 |

Opponent Victory Margin at Death Valley

| Margin | CU-Opp. | Opponent | Date |
|------------|-------------|-----------------------|-------------------|
| +44 | 0-44 | Auburn | 10-10-1970 |
| +41 | 0-41 | Georgia | 9-18-1976 |
| +38 | 7-45 | N.C. State | 10-25-1975 |
| +37 | 0-37 | Virginia Tech | 9-12-1998 |
| +36 | 7-43 | Florida State | 11-1-1975 |
| +35 | 7-42 | North Carolina | 11-14-1970 |
| +35 | 3-38 | North Carolina | 10-20-2001 |

Home Game Victory Margin By Clemson

| Margin | CU-Opp. | Opponent | Date |
|--------|---------|--------------|------------|
| +122 | 122-0 | Guilford | 10-5-1901 |
| +76 | 76-0 | Presbyterian | 11-22-1945 |
| +75 | 75-0 | Newberry | 10-17-1930 |
| +68 | 68-0 | Newberry | 9-21-1929 |
| +66 | 66-0 | Presbyterian | 11-21-1957 |
| +65 | 65-0 | Camp Sevier | 9-27-1918 |
| +64 | 64-0 | Davidson | 10-19-1900 |
| +62 | 69-7 | Presbyterian | 9-17-1949 |
| +60 | 67-7 | Furman | 11-23-1918 |
| +60 | 60-0 | Elon | 9-27-1924 |

Victory Margin at Death Valley By Clemson

| Margin | CU-Opp. | Opponent | Date |
|------------|-------------|------------------|-----------------|
| +76 | 76-0 | Presbyterian | 11-22-1945 |
| +66 | 66-0 | Presbyterian | 11-21-1957 |
| +62 | 69-7 | Presbyterian | 9-17-1949 |
| +59 | 59-0 | The Citadel | 11-27-1954 |
| +59 | 59-0 | Long Beach State | 9-1-1990 |
| +58 | 82-24 | Wake Forest | 10-31-1981 |
| +55 | 57-2 | Furman | 11-18-1950 |
| +54 | 54-0 | The Citadel | 9-16-1978 |
| +53 | 53-0 | Presbyterian | 9-23-1950 |
| +53 | 53-0 | Presbyterian | 11-25-1948 |
| +53 | 62-9 | Missouri | 9-9-2000 |

ACC Game Victory Margin By Clemson

| Margin | CU-Opp. | Site - Opponent | Date |
|------------|-------------|-----------------|------------------|
| +58 | 82-24 | h - Wake Forest | 10-31-1981 |
| +55 | 55-0 | a - Virginia | 9-8-1984 |
| +51 | 58-7 | h - Duke | 11-6-1999 |

Single-Game Team Bests



| | | | |
|------------|-------------|---------------------------|------------------|
| +48 | 48-0 | a - Virginia | 10-9-1982 |
| +48 | 55-7 | h - Wake Forest | 9-16-2000 |
| +47 | 47-0 | a - Virginia | 9-26-1959 |
| +45 | 51-6 | a - Wake Forest | 11-4-1978 |
| +45 | 52-7 | h - North Carolina | 9-23-2006 |
| +40 | 40-0 | h - Maryland | 11-1-1969 |

ACC Game Victory Margin By Opponent

| Margin | CU-Opp. | Site - Opponent | Date |
|------------|-------------|---------------------------|-------------------|
| +57 | 0-57 | a - Florida State | 9-11-1993 |
| +48 | 0-48 | a - Florida State | 10-17-1998 |
| +47 | 7-54 | a - Florida State | 11-4-2000 |
| +45 | 0-45 | a - North Carolina | 8-31-1996 |
| +38 | 7-45 | h - N.C. State | 10-25-1975 |
| +35 | 3-38 | h - North Carolina | 10-20-2001 |
| +34 | 0-34 | a - Maryland | 11-14-1964 |

Most Points By Clemson

| Pts | CU-Opp. | Site - Opponent | Date |
|-----------|--------------|-----------------------------|-------------------|
| 122 | 122-0 | h - Guilford | 10-5-1901 |
| 94 | 94-0 | a - Furman | 9-25-1915 |
| 82 | 82-24 | h - Wake Forest | 10-31-1981 |
| 76 | 76-0 | h - Presbyterian | 11-22-1945 |
| 75 | 75-0 | h - Newberry | 10-17-1930 |
| 73 | 73-0 | a - Georgia Tech | 10-17-1903 |
| 69 | 69-7 | h - Presbyterian | 9-17-1949 |
| 68 | 68-0 | h - Newberry | 9-21-1929 |
| 67 | 67-7 | h - Furman | 11-23-1918 |
| 66 | 66-0 | h - Presbyterian | 11-21-1957 |
| 65 | 65-0 | h - Camp Sevier | 9-27-1918 |
| 64 | 64-0 | h - Davidson | 10-19-1900 |
| 63 | 63-17 | a - South Carolina | 11-22-2003 |
| 63 | 63-9 | N1 - Temple | 10-12-2006 |
| 62 | 62-9 | h - Missouri | 9-9-2000 |
| 60 | 60-0 | h - Elon | 9-27-1924 |
| 59 | 59-0 | a - Samford | 10-5-1912 |
| 59 | 59-0 | h - The Citadel | 11-27-1954 |
| 59 | 59-0 | h - Long Beach State | 9-1-1990 |
| 59 | 59-31 | h - Duke | 12-1-2001 |
| 58 | 58-3 | h - The Citadel | 9-16-1978 |
| 58 | 58-7 | h - Duke | 11-6-1999 |
| 57 | 57-0 | a - Furman | 10-22-1914 |
| 57 | 57-0 | h - Newberry | 10-7-1922 |
| 57 | 57-12 | h - Virginia Military | 11-11-1944 |
| 57 | 57-2 | h - Furman | 11-18-1950 |
| 56 | 56-3 | a - Furman | 11-28-1959 |
| 55 | 55-0 | h - Bingham | 10-20-1898 |
| 55 | 55-7 | N2 - Florida | 11-17-1917 |
| 55 | 55-0 | a - Virginia | 9-8-1984 |
| 55 | 55-9 | h - Western Carolina | 9-2-1995 |
| 55 | 55-7 | h - Wake Forest | 9-16-2000 |
| 54 | 54-0 | h - Presbyterian | 9-23-1950 |
| 54 | 54-32 | h - North Carolina | 11-9-1974 |
| 54 | 54-21 | h - Duke | 10-20-1984 |
| 54 | 54-6 | h - Florida Atlantic | 9-2-2006 |
| 53 | 53-0 | h - Erskine | 9-27-1919 |
| 53 | 53-0 | h - Presbyterian | 11-25-1948 |
| 53 | 53-20 | h - Duquesne | 11-4-1950 |
| 53 | 53-6 | h - Presbyterian | 11-22-1951 |
| 53 | 53-13 | h - Presbyterian | 11-20-1952 |
| 52 | 52-14 | h - The Citadel | 10-26-1912 |
| 52 | 52-0 | a - Mercer | 11-17-1913 |
| 52 | 52-0 | h - Erskine | 11-18-1922 |
| 52 | 52-0 | h - Erskine | 10-19-1928 |
| 52 | 52-27 | h - Maryland | 11-12-1983 |
| 52 | 52-22 | a - Duke | 9-30-2000 |
| 52 | 52-7 | h - North Carolina | 9-23-2006 |
| 51 | 51-0 | a - South Carolina | 11-1-1900 |
| 51 | 51-0 | h - Louisiana Tech | 9-30-2006 |

N1 - Charlotte, NC; N2 - Jacksonville, FL

Most Points By Opponent

| Pts | CU-Opp. | Site - Opponent | Date |
|-----|---------|--------------------|------------|
| 74 | 7-74 | N1 - Alabama | 11-14-1931 |
| 66 | 13-66 | h - Camp Hancock | 11-9-1918 |
| 57 | 0-57 | a - Florida State | 9-11-1993 |
| 56 | 0-56 | a - Auburn | 10-14-1921 |
| 56 | 0-56 | a - Alabama | 9-20-1975 |
| 56 | 20-56 | a - South Carolina | 11-22-1975 |

| | | | |
|-----------|--------------|--------------------------|-------------------|
| 55 | 0-55 | a - Georgia | 11-25-1920 |
| 55 | 15-55 | N2 - Texas Tech | 12-23-2002 |
| 54 | 7-54 | a - Florida State | 11-4-2000 |
| 54 | 13-54 | a - Tulane | 11-9-1946 |
| 54 | 13-54 | a - Florida | 10-11-1952 |
| 53 | 23-53 | a - Maryland | 11-14-1992 |
| 52 | 3-52 | a - Oklahoma | 9-30-1972 |
| 51 | 0-51 | a - Georgia Tech | 9-30-1944 |
| 51 | 0-51 | a - Auburn | 10-11-1969 |
| 50 | 6-50 | h - Virginia Tech | 11-1-1924 |

N1 - Montgomery, AL; N2 - Orlando, FL (Tangerine Bowl)

Most Points By Both Teams

| Points | CU-Opp. | Site - Opponent | Date |
|-----------|--------------|-------------------------|-------------------|
| 122 | 122-0 | h - Guilford | 10-5-1901 |
| 106 | 82-24 | h - Wake Forest | 10-31-1981 |
| 94 | 94-0 | a - Furman | 9-25-1915 |
| 91 | 47-44 | a - Georgia Tech | 9-29-2001 |
| 90 | 59-31 | h - Duke | 12-1-2001 |
| 87 | 42-45 | a - Georgia Tech | 11-13-1999 |
| 86 | 54-32 | h - North Carolina | 11-9-1974 |
| 85 | 39-46 | h - N.C. State | 10-31-1998 |
| 82 | 45-37 | a - N.C. State | 10-13-2001 |

Most Points in Road/Neutral Game By Clemson

| Pts | CU-Opp. | Site - Opponent | Date |
|-----------|--------------|---------------------------|-------------------|
| 94 | 94-0 | a - Furman | 9-25-1915 |
| 73 | 73-0 | a - Georgia Tech | 10-17-1903 |
| 63 | 63-17 | a - South Carolina | 11-22-2003 |
| 63 | 63-9 | N1 - Temple | 10-12-2006 |
| 59 | 59-0 | a - Samford | 10-5-1912 |
| 57 | 57-0 | a - Furman | 10-22-1914 |
| 56 | 56-3 | a - Furman | 11-28-1959 |
| 55 | 55-7 | N2 - Florida | 11-17-1917 |
| 55 | 55-0 | a - Virginia | 9-8-1984 |
| 52 | 52-0 | a - Mercer | 11-17-1913 |
| 52 | 52-22 | a - Duke | 9-30-2000 |

N1 - Charlotte, NC; N2 - Jacksonville, FL

Most Points in Road/Neutral Game By Opponent

| Pts | CU-Opp. | Site - Opponent | Date |
|-----------|--------------|--------------------------|-------------------|
| 74 | 7-74 | N1 - Alabama | 11-14-1931 |
| 57 | 0-57 | a - Florida State | 9-11-1993 |
| 56 | 0-56 | a - Auburn | 10-14-1921 |
| 56 | 0-56 | a - Alabama | 9-20-1975 |
| 56 | 20-56 | a - South Carolina | 11-22-1975 |
| 55 | 0-55 | a - Georgia | 11-25-1920 |
| 55 | 15-55 | N2 - Texas Tech | 12-23-2002 |
| 54 | 13-54 | a - Tulane | 11-9-1946 |
| 54 | 13-54 | a - Florida | 10-11-1952 |
| 54 | 7-54 | a - Florida State | 11-4-2000 |

N1 - Montgomery, AL; N2 - Orlando, FL (Tangerine Bowl)

Most Points in ACC Game By Clemson

| Pts | CU-Opp. | Site - Opponent | Date |
|-----------|--------------|---------------------------|------------------|
| 82 | 82-24 | h - Wake Forest | 10-31-1981 |
| 59 | 59-31 | h - Duke | 12-1-2001 |
| 58 | 58-7 | h - Duke | 11-6-1999 |
| 55 | 55-0 | a - Virginia | 9-8-1984 |
| 55 | 55-7 | h - Wake Forest | 9-16-2000 |
| 54 | 54-32 | h - North Carolina | 11-9-1974 |
| 54 | 54-21 | h - Duke | 10-20-1984 |
| 52 | 52-27 | h - Maryland | 11-12-1983 |
| 52 | 52-22 | a - Duke | 9-30-2000 |
| 52 | 52-7 | h - North Carolina | 9-23-2006 |

Most Points in ACC Game By Opponent

| Pts | CU-Opp. | Site - Opponent | Date |
|-----------|--------------|--------------------------|-------------------|
| 57 | 0-57 | a - Florida State | 9-11-1993 |
| 54 | 7-54 | a - Florida State | 11-4-2000 |
| 53 | 23-53 | a - Maryland | 11-14-1992 |
| 48 | 0-48 | a - Florida State | 10-17-1998 |
| 48 | 31-48 | a - Florida State | 10-3-2002 |
| 46 | 39-46 | a - N.C. State | 10-31-1998 |
| 45 | 7-45 | h - N.C. State | 10-25-1975 |
| 45 | 26-45 | h - Florida State | 9-9-1995 |
| 45 | 0-45 | a - North Carolina | 8-31-1996 |
| 45 | 42-45 | a - Georgia Tech | 11-13-1999 |

Most Points Scored at Home By Clemson

| Pts | CU-Opp. | Opponent | Date |
|-----|---------|--------------|------------|
| 122 | 122-0 | Guilford | 10-5-1901 |
| 82 | 82-24 | Wake Forest | 10-31-1981 |
| 76 | 76-0 | Presbyterian | 11-22-1945 |
| 75 | 75-0 | Newberry | 10-17-1930 |
| 69 | 69-7 | Presbyterian | 9-17-1949 |
| 68 | 68-0 | Newberry | 9-21-1929 |
| 67 | 67-7 | Furman | 11-23-1918 |
| 66 | 66-0 | Presbyterian | 11-21-1957 |
| 65 | 65-0 | Camp Sevier | 9-27-1918 |

Most Points Scored at Death Valley By Clemson

| Pts | CU-Opp. | Opponent | Date |
|-----------|--------------|------------------|------------------|
| 82 | 82-24 | Wake Forest | 10-31-1981 |
| 76 | 76-0 | Presbyterian | 11-22-1945 |
| 69 | 69-7 | Presbyterian | 9-17-1949 |
| 66 | 66-0 | Presbyterian | 11-21-1957 |
| 62 | 62-9 | Missouri | 9-9-2000 |
| 59 | 59-0 | The Citadel | 11-27-1954 |
| 59 | 59-0 | Long Beach State | 9-1-1990 |
| 59 | 59-31 | Duke | 12-1-2001 |
| 58 | 58-3 | The Citadel | 9-16-1978 |
| 58 | 58-7 | Duke | 11-6-1999 |

Most Points Scored By Opponent at Clemson

| Pts | CU-Opp. | Opponent | Date |
|-----|---------|----------------|------------|
| 66 | 13-66 | Camp Hancock | 11-9-1918 |
| 50 | 6-50 | Virginia Tech | 11-1-1924 |
| 46 | 39-46 | N.C. State | 10-31-1998 |
| 45 | 19-45 | Auburn | 11-21-1953 |
| 45 | 7-45 | N.C. State | 10-25-1975 |
| 45 | 26-45 | Florida State | 9-9-1995 |
| 44 | 0-44 | Auburn | 10-10-1970 |
| 43 | 7-43 | Florida State | 11-1-1975 |
| 42 | 0-42 | Florida | 11-7-1925 |
| 42 | 7-42 | North Carolina | 11-14-1970 |

Most Points Scored at Death Valley By Opponent

| Pts | CU-Opp. | Opponent | Date |
|-----------|--------------|----------------------|------------------|
| 46 | 39-46 | N.C. State | 10-31-1998 |
| 45 | 19-45 | Auburn | 11-21-1953 |
| 45 | 7-45 | N.C. State | 10-25-1975 |
| 45 | 26-45 | Florida State | 9-9-1995 |
| 44 | 0-44 | Auburn | 10-10-1970 |
| 43 | 7-43 | Florida State | 11-1-1975 |
| 42 | 7-42 | North Carolina | 11-14-1970 |
| 41 | 12-41 | Wake Forest | 10-30-1943 |
| 41 | 0-41 | Georgia | 9-18-1976 |
| 41 | 27-41 | Florida State | 11-3-2001 |

Most First Downs By Clemson

| FD | R/P/Pen. | Site - Opponent (Score CU-Opp.) | Date |
|-----------|----------------|-------------------------------------|------------------|
| 35 | 27/8/0 | h - Wake Forest (82-24) | 10-31-1981 |
| 33 | 21/10/2 | a - Wake Forest (51-6) | 11-4-1978 |
| 31 | 19/12/0 | h - The Citadel (58-3) | 9-16-1978 |
| 31 | 12/16/3 | h - Middle Tennessee (37-14) | 9-13-2003 |
| 30 | 27/3/0 | h - Presbyterian (66-0) | 10-21-1957 |
| 30 | 19/9/2 | h - Virginia (42-21) | 10-8-1983 |
| 30 | 16/11/3 | h - Maryland (52-27) | 11-12-1983 |
| 30 | 19/7/4 | h - North Carolina (52-7) | 9-23-2006 |
| 29 | 19/9/1 | h - North Carolina (23-27) | 11-6-1976 |
| 29 | 20/8/1 | h - North Carolina (37-14) | 11-5-1988 |
| 29 | 15/13/1 | h - Duke (58-7) | 11-6-1999 |
| 29 | 13/16/0 | h - Wofford (38-14) | 9-8-2001 |
| 29 | 8/17/4 | a - Wake Forest (17-45) | 11-1-2003 |

Most First Downs By Opponent

| FD | R/P/Pen. | Site - Opponent (Score CU-Opp.) | Date |
|-----------|---------------|---------------------------------|-------------------|
| 35 | 23/10/2 | a - Maryland (23-41) | 11-17-1984 |
| 33 | 11/16/6 | a - Duke (38-31) | 10-15-1983 |
| 31 | 11/19/1 | a - Florida State (0-57) | 9-11-1993 |
| 31 | 6/22/3 | h - Georgia Tech (28-31) | 10-28-2000 |
| 30 | 26/4/0 | a - South Carolina (20-56) | 11-22-1975 |
| 30 | 11/18/1 | N1 - Pittsburgh (3-34) | 12-30-1977 |

N1 - Jacksonville, FL (Gator Bowl)

Note: **Bolded** performances denote occurred in the Tommy Bowden era.



Offensive Team Season Bests

| Wins | | |
|------|-------------|------------|
| 1. | 1981 | 12-0 |
| 2. | 1948 | 11-0 |
| | 1978 | 11-1 |
| 4. | 1987 | 10-2 |
| | 1988 | 10-2 |
| | 1989 | 10-2 |
| | 1990 | 10-2 |
| 8. | 1939 | 9-1 |
| | 1950 | 9-0-1 |
| | 1959 | 9-2 |
| | 1982 | 9-1-1 |
| | 1983 | 9-1-1 |
| | 1991 | 9-2-1 |
| | 1993 | 9-3 |
| | 2000 | 9-3 |
| | 2003 | 9-4 |

| Winning Percentage | | |
|--------------------|------|------------|
| 1. | 1981 | 12-0 100.0 |
| | 1948 | 11-0 100.0 |
| | 1900 | 6-0 100.0 |
| 4. | 1950 | 9-0-1 95.0 |
| 5. | 1978 | 11-1 91.7 |
| 6. | 1939 | 9-1 90.0 |
| 7. | 1982 | 9-1-1 86.4 |
| | 1983 | 9-1-1 86.4 |

Note: Minimum six games.

| Rush Attempts | | |
|---------------|------|-----|
| 1. | 1978 | 741 |
| 2. | 1979 | 725 |
| 3. | 1981 | 705 |
| | 1986 | 705 |
| 5. | 1989 | 678 |
| 6. | 1988 | 673 |
| 7. | 1990 | 667 |

| Rush Attempts Per Game | | |
|------------------------|------|------|
| 1. | 1978 | 61.8 |
| 2. | 1979 | 60.4 |
| 3. | 1981 | 58.8 |
| | 1986 | 58.8 |
| 5. | 1963 | 56.5 |
| | 1989 | 56.5 |
| 7. | 1982 | 56.2 |

| Rushing Yards | | |
|---------------|------|------|
| 1. | 1978 | 3469 |
| 2. | 1986 | 3245 |
| 3. | 1988 | 3241 |
| 4. | 1991 | 3019 |
| 5. | 1981 | 2977 |
| 6. | 1987 | 2972 |
| 7. | 1990 | 2956 |

| | | |
|----|------|------|
| 8. | 1995 | 2945 |
| 9. | 1989 | 2841 |

| Rush Yards Per Attempt | | |
|------------------------|-------------|-------------|
| 1. | 2006 | 5.72 |
| 2. | 1950 | 5.25 |
| 3. | 1941 | 5.07 |
| 4. | 1949 | 4.88 |
| 5. | 1992 | 4.88 |
| 6. | 1988 | 4.82 |
| 7. | 1949 | 4.79 |
| 8. | 1978 | 4.68 |
| 9. | 1983 | 4.58 |

| Rush Yards Per Game | | |
|---------------------|------|-------|
| 1. | 1978 | 289.1 |
| 2. | 1986 | 270.4 |
| 3. | 1988 | 270.1 |
| 4. | 1950 | 264.8 |
| 5. | 1992 | 257.1 |
| 6. | 1991 | 251.6 |
| 7. | 1983 | 250.2 |

| Completions | | |
|-------------|-------------|------------|
| 1. | 2003 | 300 |
| 2. | 2002 | 268 |
| 3. | 1999 | 252 |
| 4. | 2005 | 248 |
| 5. | 2001 | 226 |
| 6. | 2006 | 198 |
| 7. | 1997 | 188 |
| 8. | 2000 | 180 |
| 9. | 2004 | 178 |

| Completions Per Game | | |
|----------------------|-------------|-------------|
| 1. | 2003 | 23.1 |
| 2. | 1999 | 21.0 |
| 3. | 2005 | 20.7 |
| 4. | 2002 | 20.6 |
| 5. | 2001 | 18.8 |
| 6. | 2004 | 16.2 |
| 7. | 1997 | 15.7 |
| 8. | 2006 | 15.2 |
| 9. | 2000 | 15.0 |

| Pass Attempts | | |
|---------------|-------------|------------|
| 1. | 2003 | 490 |
| 2. | 2002 | 462 |
| 3. | 1999 | 423 |
| 4. | 2001 | 395 |
| 5. | 2005 | 377 |
| 6. | 2004 | 355 |
| 7. | 2000 | 340 |
| 8. | 2006 | 327 |
| 9. | 1997 | 311 |

| Pass Attempts Per Game | | |
|------------------------|-------------|-------------|
| 1. | 2003 | 37.7 |
| 2. | 2002 | 35.5 |
| 3. | 1999 | 35.3 |
| 4. | 2001 | 32.9 |
| 5. | 2004 | 32.3 |
| 6. | 2005 | 31.4 |
| 7. | 2000 | 28.3 |
| 8. | 1969 | 28.1 |
| 9. | 1970 | 27.5 |

| Passing Yards | | |
|---------------|-------------|-------------|
| 1. | 2003 | 3687 |
| 2. | 2002 | 3157 |
| 3. | 1999 | 3019 |
| 4. | 2001 | 2884 |
| 5. | 2005 | 2779 |
| 6. | 2000 | 2554 |
| 7. | 2006 | 2510 |
| 8. | 1997 | 2299 |
| 9. | 2004 | 2069 |

| Pass Yards Per Game | | |
|---------------------|-------------|--------------|
| 1. | 2003 | 283.6 |
| 2. | 1999 | 251.6 |
| 3. | 2002 | 242.8 |
| 4. | 2001 | 240.3 |
| 5. | 2005 | 231.6 |
| 6. | 2000 | 212.8 |
| 7. | 2006 | 193.1 |
| 8. | 1997 | 191.6 |
| 9. | 2004 | 188.1 |


| Completion Percentage | | |
|-----------------------|-------------|-------------|
| 1. | 2005 | 65.8 |
| 2. | 2003 | 61.2 |
| 3. | 2006 | 60.6 |
| 4. | 1997 | 60.5 |
| 5. | 1989 | 60.0 |
| 6. | 1999 | 59.6 |
| 7. | 2002 | 58.0 |
| 8. | 2001 | 57.2 |
| 9. | 1995 | 56.7 |

| Pass Efficiency | | |
|-----------------|-------------|--------------|
| 1. | 1950 | 148.0 |
| 2. | 1989 | 139.8 |
| 3. | 2006 | 136.5 |
| 4. | 2005 | 134.7 |
| 5. | 2003 | 134.6 |
| 6. | 1997 | 132.4 |
| 7. | 1974 | 132.4 |
| 8. | 1984 | 131.7 |
| 9. | 1975 | 131.6 |

| Interception Avoidance | | |
|------------------------|-------------|-------------|
| 1. | 1988 | .019 |
| 2. | 1992 | .020 |
| 3. | 1990 | .023 |
| 4. | 1978 | .024 |
| 5. | 2005 | .027 |
| 6. | 2003 | .027 |
| 7. | 2002 | .028 |
| 8. | 1989 | .030 |
| 9. | 2000 | .032 |

| Plays | | |
|-------|-------------|------------|
| 1. | 2003 | 954 |
| 2. | 1978 | 946 |
| 3. | 2000 | 931 |
| 4. | 1999 | 920 |
| | 2002 | 920 |
| 6. | 1991 | 918 |
| 7. | 1986 | 917 |
| 8. | 2001 | 913 |
| 9. | 1979 | 911 |

| Plays Per Game | | |
|----------------|------|------|
| 1. | 1978 | 78.8 |



Billy Hair was a big reason the 1950 Tiger team averaged 6.16 yards per play, the second-best mark in Clemson history.

| | | |
|----|-------------|-------------|
| 2. | 2000 | 77.6 |
| 3. | 1999 | 76.7 |
| 4. | 1991 | 76.5 |
| 5. | 1986 | 76.4 |
| 6. | 2001 | 76.1 |
| 7. | 1979 | 75.9 |
| 8. | 1981 | 75.8 |
| 9. | 1992 | 74.9 |

| Yards Per Play | | |
|----------------|-------------|-------------|
| 1. | 2006 | 6.50 |
| 2. | 1950 | 6.16 |
| 3. | 2003 | 5.73 |
| 4. | 2001 | 5.68 |
| 5. | 2000 | 5.63 |
| 6. | 2005 | 5.58 |
| 7. | 1947 | 5.53 |
| 8. | 1948 | 5.44 |
| 9. | 1978 | 5.43 |

| Yards | | |
|-------|-------------|-------------|
| 1. | 2003 | 5467 |
| 2. | 2006 | 5342 |
| 3. | 2000 | 5242 |
| 4. | 2001 | 5184 |
| 5. | 1978 | 5134 |
| 6. | 1991 | 4836 |
| 7. | 1999 | 4831 |
| 8. | 2002 | 4726 |
| 9. | 1981 | 4698 |

| Yards Per Game | | |
|----------------|-------------|--------------|
| 1. | 2000 | 436.8 |
| 2. | 2001 | 432.0 |
| 3. | 1978 | 427.8 |
| 4. | 2003 | 420.5 |
| 5. | 2006 | 410.9 |
| 6. | 1991 | 404.0 |
| 7. | 1999 | 402.6 |
| 8. | 1981 | 391.5 |
| 9. | 1950 | 388.1 |

| Touchdowns | | |
|------------|-------------|-----------|
| 1. | 2000 | 55 |
| | 2006 | 55 |
| 3. | 2001 | 49 |
| 4. | 1950 | 48 |

| | | |
|----|-------------|-----------|
| 5. | 1978 | 47 |
| 6. | 2003 | 45 |
| 7. | 1981 | 43 |
| | 1989 | 43 |
| 9. | 1984 | 42 |
| | 1999 | 42 |

| Points | | |
|--------|-------------|------------|
| 1. | 2006 | 425 |
| 2. | 2000 | 416 |
| 3. | 2001 | 369 |
| 4. | 1978 | 368 |
| | 1989 | 368 |
| 6. | 2003 | 365 |
| 7. | 1984 | 346 |
| 8. | 1950 | 344 |
| 9. | 1988 | 342 |

| Points Per Game | | |
|-----------------|-------------|-------------|
| 1. | 2000 | 34.7 |
| 2. | 1950 | 34.4 |
| 3. | 2006 | 32.7 |
| 4. | 1984 | 31.5 |
| 5. | 2001 | 30.8 |
| 6. | 1983 | 30.7 |
| 7. | 1978 | 30.7 |
| | 1989 | 30.7 |
| 9. | 1988 | 28.5 |

| Punting Average | | |
|-----------------|------|------|
| 1. | 1984 | 44.0 |
| 2. | 1990 | 43.7 |
| 3. | 1983 | 43.3 |
| 4. | 1979 | 43.0 |
| 5. | 1948 | 42.7 |
| | 1989 | 42.7 |
| 7. | 1981 | 42.1 |

| Punt Return Average | | |
|---------------------|-------------|-------------|
| 1. | 1948 | 17.1 |
| 2. | 1954 | 16.3 |
| 3. | 1961 | 15.9 |
| 4. | 2000 | 15.0 |
| 5. | 1970 | 14.9 |
| 6. | 1938 | 14.2 |
| 7. | 1987 | 13.6 |
| 8. | 1993 | 12.9 |

| Kickoff Return Average | | |
|------------------------|-------------|-------------|
| 1. | 2003 | 27.7 |
| 2. | 2004 | 27.1 |
| 3. | 2006 | 25.4 |
| 4. | 2002 | 24.3 |
| 5. | 1959 | 23.9 |
| 6. | 1968 | 23.4 |
| 7. | 1997 | 23.9 |
| 8. | 1966 | 23.0 |
| 9. | 1962 | 22.7 |

| First Downs | | |
|-------------|-------------|------------|
| 1. | 2003 | 303 |
| 2. | 2001 | 282 |
| 3. | 1978 | 273 |
| | 2000 | 273 |
| 5. | 1999 | 262 |
| 6. | 2002 | 259 |
| 7. | 1981 | 254 |
| 8. | 1989 | 253 |
| | 1991 | 253 |

| First Downs Per Game | | |
|----------------------|-------------|-------------|
| 1. | 2001 | 23.5 |
| 2. | 2003 | 23.3 |
| 3. | 2000 | 22.8 |
| 4. | 1978 | 22.8 |
| 5. | 1999 | 21.8 |
| 6. | 1981 | 21.2 |
| 7. | 1989 | 21.1 |
| | 1991 | 21.1 |
| 9. | 1986 | 20.2 |

| Fewest Turnovers | | |
|------------------|-------------|-----------|
| 1. | 1940 | 8 |
| 2. | 1938 | 10 |
| 3. | 1994 | 12 |
| 4. | 1988 | 13 |
| | 1989 | 13 |
| 6. | 2005 | 15 |
| 7. | 1990 | 17 |
| | 1996 | 17 |
| 9. | 1992 | 18 |

| Fewest Turnovers Per Game | | |
|---------------------------|-------------|-------------|
| 1. | 1940 | 0.88 |
| 2. | 1988 | 1.08 |
| | 1989 | 1.08 |
| 4. | 1994 | 1.09 |
| 5. | 1938 | 1.11 |
| 6. | 2005 | 1.36 |
| 7. | 1990 | 1.42 |
| | 1996 | 1.42 |
| 9. | 2003 | 1.46 |

| Turnover Margin | | |
|-----------------|------|-----|
| 1. | 1988 | +21 |
| 2. | 1940 | +19 |
| 3. | 1978 | +17 |
| | 1981 | +17 |
| | 1990 | +17 |
| | 1994 | +17 |
| 7. | 1950 | +16 |
| 8. | 1989 | +15 |
| 9. | 1983 | +14 |

| Turnover Margin Per Game | | |
|--------------------------|------|-------|
| 1. | 1940 | +2.11 |
| 2. | 1988 | +1.75 |
| 3. | 1950 | +1.60 |
| 4. | 1990 | +1.42 |
| | 1994 | +1.42 |
| 6. | 1978 | +1.42 |
| | 1981 | +1.42 |
| 8. | 1943 | +1.37 |

Note: Games in Bowden era in bold.



Lester Brown and the 197

Defensive Team Season Bests



| Plays | | |
|-------|------|-----|
| 1. | 1943 | 462 |
| 2. | 1940 | 468 |
| 3. | 1941 | 487 |
| 4. | 1946 | 489 |
| 5. | 1938 | 491 |
| 6. | 1953 | 518 |
| 7. | 1939 | 519 |
| | 1944 | 519 |

| Plays Per Game | | |
|----------------|------|------|
| 1. | 1939 | 51.9 |
| 2. | 1940 | 52.0 |
| 3. | 1954 | 52.8 |
| 4. | 1945 | 53.3 |
| 5. | 1941 | 54.1 |
| 6. | 1946 | 54.3 |
| 7. | 1963 | 54.4 |

| Yards Per Play | | |
|----------------|------|------|
| 1. | 1939 | 3.03 |
| 2. | 1954 | 3.34 |
| 3. | 1963 | 3.40 |
| 4. | 1990 | 3.52 |
| 5. | 1940 | 3.53 |
| 6. | 1959 | 3.53 |
| 7. | 1938 | 3.55 |

| Yards Per Game | | |
|----------------|------|-------|
| 1. | 1939 | 157.5 |
| 2. | 1954 | 176.1 |
| 3. | 1948 | 177.2 |
| 4. | 1940 | 183.6 |
| 5. | 1963 | 184.7 |
| 6. | 1945 | 193.2 |
| 7. | 1938 | 193.3 |

| Rush Attempts | | |
|---------------|------|-----|
| 1. | 1941 | 334 |
| 2. | 1946 | 336 |
| 3. | 1940 | 339 |
| 4. | 1963 | 344 |
| 5. | 1943 | 349 |
| 6. | 1950 | 354 |
| 7. | 1945 | 364 |

| Rush Attempts Per Game | | |
|------------------------|------|------|
| 1. | 1986 | 32.8 |
| 2. | 1990 | 33.5 |
| | 1991 | 33.5 |
| 4. | 1963 | 34.4 |
| 5. | 1995 | 34.6 |
| 6. | 1987 | 34.7 |
| 7. | 1950 | 35.4 |
| 8. | 2006 | 35.6 |

| Rushing Yards | | |
|---------------|------|------|
| 1. | 1991 | 733 |
| 2. | 1990 | 848 |
| 3. | 1941 | 904 |
| 4. | 1987 | 912 |
| 5. | 1963 | 931 |
| 6. | 1954 | 969 |
| 7. | 1997 | 970 |
| 8. | 1982 | 1068 |

| Rush Yards Per Game | | |
|---------------------|------|------|
| 1. | 1991 | 61.1 |
| 2. | 1990 | 70.9 |
| 3. | 1987 | 82.6 |
| 4. | 1997 | 88.2 |
| 5. | 1963 | 93.1 |
| 6. | 1989 | 96.9 |
| 7. | 1954 | 96.9 |
| 8. | 1982 | 97.1 |

| Yards Per Rush | | |
|----------------|------|------|
| 1. | 1991 | 1.82 |
| 2. | 1990 | 2.11 |
| 3. | 1987 | 2.42 |
| 4. | 1954 | 2.50 |
| 5. | 1981 | 2.54 |
| 6. | 1982 | 2.67 |
| 7. | 1997 | 2.68 |

| Completions | | |
|-------------|------|----|
| 1. | 1939 | 32 |
| 2. | 1938 | 39 |
| 3. | 1940 | 46 |
| 4. | 1956 | 48 |
| 5. | 1942 | 49 |

| Clemson in Overtime (5-3) | | | | | | |
|---------------------------|----------------|------|-----|-------|----|--|
| Date | Opponent | Site | W-L | Score | OT | Deciding Play |
| 11-8-97 | Duke | H | W | 29-20 | 1 | *Rahim Abdullah 63 interception return |
| 9-29-01 | Georgia Tech | A | W | 47-44 | 1 | *Woody Dantzler 11 run |
| 10-11-03 | Virginia | H | W | 30-27 | 1 | *Kevin Youngblood 4 pass from Charlie Whitehurst |
| 9-4-04 | Wake Forest | H | W | 37-30 | 2 | Kyle Browning 11 pass from Charlie Whitehurst |
| 11-6-04 | Miami (FL) | A | W | 24-17 | 1 | Reggie Merriweather 2 run |
| 9-17-05 | Miami (FL) | H | L | 30-36 | 3 | Tyrone Moss 25 run |
| 9-24-05 | Boston College | H | L | 13-16 | 1 | *Brian Toal 1 run |
| 9-9-06 | Boston College | A | L | 33-34 | 2 | L.V. Whitworth 6 run, *Ryan Ohliger extra point |

* - score ended game; Note: Home games in **bold**.

| | |
|------|----|
| 1955 | 49 |
| 1957 | 49 |

| Completions Per Game | | |
|----------------------|------|-----|
| 1. | 1939 | 3.2 |
| 2. | 1938 | 4.3 |
| 3. | 1956 | 4.4 |
| 4. | 1942 | 4.9 |
| | 1955 | 4.9 |
| | 1957 | 4.9 |
| 7. | 1940 | 5.1 |

| Pass Attempts | | |
|---------------|------|-----|
| 1. | 1938 | 105 |
| 2. | 1939 | 109 |
| 3. | 1944 | 109 |
| 4. | 1943 | 113 |
| 5. | 1956 | 124 |
| 6. | 1940 | 129 |
| | 1957 | 129 |

| Pass Attempts Per Game | | |
|------------------------|------|------|
| 1. | 1939 | 10.9 |
| 2. | 1959 | 11.3 |
| 3. | 1938 | 11.7 |
| 4. | 1944 | 12.1 |
| 5. | 1975 | 12.5 |
| 6. | 1957 | 12.9 |
| 7. | 1955 | 13.4 |

| Passing Yards | | |
|---------------|------|-----|
| 1. | 1939 | 449 |
| 2. | 1956 | 526 |
| 3. | 1938 | 531 |
| 4. | 1940 | 558 |
| 5. | 1957 | 597 |
| 6. | 1942 | 724 |
| 7. | 1954 | 792 |

| Pass Yards Per Game | | |
|---------------------|------|------|
| 1. | 1938 | 33.0 |
| 2. | 1939 | 44.9 |
| 3. | 1956 | 52.6 |
| 4. | 1957 | 59.7 |
| 5. | 1950 | 62.0 |
| 6. | 1944 | 71.0 |
| 7. | 1942 | 72.4 |

| Completion Percentage | | |
|-----------------------|------|------|
| 1. | 1939 | 29.4 |
| 2. | 1951 | 34.7 |
| 3. | 1945 | 35.5 |
| 4. | 1940 | 35.7 |
| | 1953 | 35.7 |
| 6. | 1944 | 36.7 |
| 7. | 1955 | 37.0 |

| Pass Efficiency | | |
|-----------------|------|------|
| 1. | 1956 | 55.0 |
| 2. | 1950 | 70.2 |
| 3. | 1964 | 76.7 |
| 4. | 1952 | 81.0 |
| 5. | 1978 | 81.7 |
| 6. | 1981 | 81.9 |

| | | |
|----|------|------|
| 7. | 1971 | 86.6 |
| 8. | 1990 | 87.0 |

| Interceptions | | |
|---------------|------|----|
| 1. | 1951 | 25 |
| 2. | 1978 | 24 |
| 3. | 1981 | 23 |
| 4. | 1995 | 22 |
| 5. | 1948 | 21 |
| | 1977 | 21 |
| | 1989 | 21 |
| | 2002 | 21 |

| Interceptions Per Game | | |
|------------------------|------|------|
| 1. | 1951 | 2.27 |
| 2. | 1940 | 2.11 |
| 3. | 1978 | 2.00 |
| 4. | 1981 | 1.91 |
| 5. | 1948 | 1.91 |
| 6. | 1945 | 1.90 |
| | 1964 | 1.90 |
| 8. | 1995 | 1.83 |


| Touchdowns Allowed | | |
|--------------------|------|----|
| 1. | 1939 | 6 |
| 2. | 1940 | 8 |
| 3. | 1950 | 9 |
| 4. | 1956 | 11 |
| | 1979 | 11 |
| | 1981 | 11 |
| | 1990 | 11 |
| 8. | 1967 | 15 |

| Points Allowed Per Game | | |
|-------------------------|------|-----|
| 1. | 1939 | 4.5 |
| 2. | 1938 | 6.2 |
| | 1950 | 6.2 |
| 4. | 1948 | 6.9 |
| 5. | 1945 | 7.3 |
| 6. | 1956 | 7.4 |
| 7. | 1957 | 7.8 |


| Turnovers Forced | | |
|------------------|------|----|
| 1. | 1981 | 41 |
| 2. | 1978 | 38 |
| | 1983 | 38 |
| | 1989 | 38 |
| 5. | 1973 | 37 |
| 6. | 1950 | 35 |
| | 1977 | 35 |
| | 1982 | 35 |

| Turnovers Forced Per Game | | |
|---------------------------|------|------|
| 1. | 1943 | 4.00 |
| 2. | 1952 | 3.56 |
| 3. | 1950 | 3.50 |
| 4. | 1983 | 3.45 |
| 5. | 1981 | 3.42 |
| 6. | 1945 | 3.40 |
| | 1964 | 3.40 |
| | 1968 | 3.40 |

Note: Games in Bowden Era in **bold**.



Defensive Lineman William Devane anchored the middle of Clemson's 1981 defense that forced a record 41 turnovers.



Chester McGlockton and company set many team defensive records in 1991, including fewest rushing yards allowed (61.1).

| Tiger Streaks | | |
|------------------|----|--|
| Winning Streaks | | |
| Overall: | 15 | Began with 35-7 win at Furman on 1/8/47 and ended with 33-7 loss at Rice on 9/24/49. |
| Home: | 13 | Began with 3-0 win over Auburn in 1927 and ended with 0-0 tie with Presbyterian in 1931. |
| Away: | 10 | Began with 25-6 win vs. N.C. State in Charlotte, NC on 10/7/39 and ended with 13-0 loss at Tulane on 11/3/40. |
| ACC Games: | 20 | Began with 27-0 win over Virginia on 10/10/81 and ended with 28-21 loss at Georgia Tech on 9/29/84. |
| Unbeaten Streaks | | |
| Overall: | 16 | Began with 33-20 win over Duquesne at home on 11/12/49 and ended with 21-7 loss at Pacific on 10/13/51. |
| Home: | 25 | Began with 27-6 win over South Carolina on 11/22/80 and ended with 22-21 loss to South Carolina on 11/24/84. |
| Away: | 10 | Began with 25-6 win over N.C. State in Charlotte, NC on 10/7/39 and ended with 13-0 loss at Tulane on 11/3/40. Began with 28-21 win over Furman on 11/19/49 and ended with 21-7 loss at Pacific on 10/21/51. |
| ACC Games: | 20 | Began with 27-0 win over Virginia on 10/10/81 and ended with 28-21 loss at Georgia Tech on 9/29/84. |



Long Plays

Longest Plays By Clemson

| Yds | Player(s) | Type of Play | Site - Opp. (Score CU-Opp.) | Date |
|------------|----------------------|--------------------|------------------------------------|-------------------|
| 108 | Richie Luzzi | Missed FG Return | a - Georgia (13-31) | 9-28-1968 |
| 102 | Don Kelley | Int. Return | h - Duke (10-21) | 10-24-1970 |
| 100 | John Maxwell | KO Return | N2 - Cumberland (11-11) | 11-26-1903 |
| 100 | Derrick Hamilton | KO Return | a - Maryland (20-37) | 11-10-2001 |
| 100 | Derrick Hamilton | KO Return | h - North Carolina (36-28) | 10-25-2003 |
| 99 | Bill Mathis | KO Return | a - Georgia Tech (6-16) | 10-3-1959 |
| 98 | Hal Davis | KO Return | h - Georgia (16-24) | 10-13-1962 |
| 98 | Doug Thomas | KO Return | h - Long Beach St. (59-0) | 9-1-1990 |
| 98 | Doug Thomas | KO Return | N3 - Maryland (18-17) | 9-15-1990 |
| 97 | Mark Feller | | | |
| | Craig Brantley | Pass | h - Virginia (28-9) | 11-16-1974 |
| 97 | Justin Miller | KO Return | a - Florida State (22-41) | 9-25-2004 |
| 95 | Joe Henderson | KO Return | h - Georgia Tech (33-12) | 6-26-1987 |
| 94 | Rex Varn | Int. Return | a - N.C. State (33-10) | 10-28-1978 |
| 94 | Jacoby Ford | KO Return | h - Louisiana Tech (51-0) | 9-30-2006 |
| 93 | Rex Varn | Int. Return | h - Maryland (14-21) | 9-10-1977 |
| 93 | Antwan Edwards | Fumble Return | a - Virginia (18-20) | 9-19-1998 |
| 92 | Jacoby Ford | Punt Return | h - Florida Atlantic (54-6) | 9-2-2006 |
| 91 | Mike Barber | Fumble Return | h - Tennessee-Chattanooga (54-3) | 10-3-1992 |
| 90 | Shad Bryant | Punt Return | N1 - George Washington (7-7) | 10-8-1938 |
| 90 | Banks McFadden | Rush | h - Presbyterian (18-0) | 9-23-1939 |
| 90 | Bobby Gage | Punt Return | h - N.C. State (6-0) | 10-2-1948 |
| 90 | Jimmy Quarles | Int. Return | a - Rice (20-14) | 9-29-1951 |
| 90 | Buck George | Rush | a - Furman (32-14) | 11-17-1951 |
| 89 | Bobby Gage | KO Return | a - Duquesne (34-13) | 11-15-1947 |
| 89 | Wesley McFadden | Rush | a - Virginia Tech (22-10) | 9-12-1987 |
| 89 | Darnell Stephens | Punt Return | h - Maryland (40-7) | 11-16-1991 |
| 89 | Derrick Witherspoon | Rush | h - Maryland (29-0) | 10-30-1993 |
| 88 | Bobby Gage | Rush | h - Presbyterian (76-0) | 9-22-1945 |
| 88 | Mack Matthews | Punt Return | a - Wake Forest (24-7) | 10-6-1962 |
| 88 | Terrence Flagler | Rush | a - Wake Forest (28-20) | 11-1-1986 |
| 88 | Brian Mance | Punt Return | h - Georgia Tech (28-31) | 10-28-2000 |
| 87 | Billy Hair | Rush | h - Furman (57-2) | 11-18-1950 |
| 87 | Steve Fuller | | | |
| | Jerry Butler | Pass | a - Maryland (28-24) | 11-18-1978 |
| 86 | Justin Miller | KO Return | a - Florida State (22-41) | 9-25-2004 |
| 85 | Don Kelley | Punt Return | a - Maryland (24-11) | 10-31-1970 |
| 85n | Antwan Edwards | KO Return | a - Virginia (18-20) | 9-19-1998 |
| 83n | Tim Childers | Fumble Return | h - Western Carolina (21-10) | 9-25-1982 |
| 83 | Charlie Whitehurst | | | |
| | Airese Currie | Pass | a - North Carolina (42-12) | 11-9-2002 |
| 82 | Chuck McSwain | Rush | a - Virginia (48-0) | 10-9-1982 |
| 82 | Will Proctor | Pass | a - Boston College (33-34) | 9-9-2006 |
| 82 | Jock McKissic | Int. Return | h - South Carolina (28-31) | 11-25-2006 |
| 81 | Jackie Calvert | Rush | a - Missouri (34-0) | 9-30-1950 |
| 81 | Joel Wells | | | |
| | Joe Pagliei | Pass | a - South Carolina (8-13) | 10-21-1954 |
| 81 | Ken Moore | Punt Return | N1 - Wake Forest (32-20) | 10-30-1954 |
| 81 | Billy Lott | | | |
| | Perry Tuttle | Pass | h - Furman (21-0) | 9-8-1979 |
| 81n | Terrance Roulhac | KO Return | a - Georgia Tech (27-3) | 9-27-1986 |
| 81n | Aaron Kelly | KO Return | a - Georgia Tech (9-10) | 10-29-2005 |
| 81 | Derrick Witherspoon | Rush | h - Appalachian State (48-0) | 9-22-1990 |
| 80n | Buddy Gore | KO Return | h - Duke (9-6) | 10-15-1966 |
| 80 | Jimmy Addison | | | |
| | Edgar McGee | Pass | a - Wake Forest (23-21) | 10-29-1966 |
| 80 | Jay Washington | Rush | a - Georgia Tech (21-29) | 9-29-1973 |
| 80 | Willie Jordan | | | |
| | Craig Brantley | Pass | a - Georgia Tech (28-33) | 9-27-1975 |
| 80 | Homer Jordan | | | |
| | Perry Tuttle | Pass | h - Wofford (45-10) | 9-5-1981 |
| 80 | Nealon Greene | | | |
| | Joe Woods | Pass | h - Wake Forest (21-10) | 9-28-1996 |
| 80 | Nealon Greene | | | |
| | Tony Horne | Pass | a - Duke (13-6) | 10-12-1996 |
| 80 | Justin Miller | KO Return | h - N.C. State (6-38) | 10-24-2002 |
| 80 | C.J. Spiller | Rush | h - South Carolina (28-31) | 11-25-2006 |

N1 - Charlotte, NC; N2 - Montgomery, AL; N3 - Baltimore, MD

Longest Plays By Opponent

| Yds | Player(s) | Type of Play | Site - Opp. (Score CU-Opp.) | Date |
|-----|---------------|--------------|-----------------------------|------------|
| 100 | Larry Fallen | KO Return | h - Virginia Tech (38-7) | 10-7-1978 |
| 98 | Doug Kotar | KO Return | h - Kentucky (10-13) | 9-11-1971 |
| 98 | Steve Atkins | Rush | a - Maryland (28-24) | 11-18-1978 |
| 98n | Scott Woerner | Int. Return | a - Georgia (16-20) | 9-20-1980 |
| 98 | Chris Weinke | | | |

| | | | | |
|-----|-------------------|-------------|----------------------------|------------|
| | Marvin Minnis | Pass | a - Florida State (7-54) | 11-4-2000 |
| | Dick Christy | KO Return | h - N.C. State (7-13) | 10-5-1957 |
| 97 | Gene Washington | KO Return | a - Georgia (14-31) | 9-22-1973 |
| 97 | Leon Washington | KO Return | a - Florida State (31-48) | 10-3-2002 |
| 96 | Quinton McCracken | KO Return | h - Duke (49-17) | 10-15-1988 |
| 96 | Jeff Smith | KO Return | a - Boston College (33-34) | 9-9-2006 |
| 94n | Brandon Bennett | | | |
| | Reggie Richardson | KO Return | h - South Carolina (7-33) | 11-19-1994 |
| 93n | Kevin Marion | KO Return | a - Wake Forest (27-17) | 10-7-2006 |
| 92 | John Schultz | KO Return | h - Maryland (20-22) | 11-15-1975 |
| 92 | Jon Jeffries | KO Return | a - Virginia Tech (22-10) | 9-12-1987 |
| 91 | Fred Gibson | KO Return | a - Georgia (28-31) | 8-31-2002 |
| 90 | Floyd Reid | Punt Return | a - Georgia (0-20) | 9-28-1945 |
| 90 | Dick Nolan | Punt Return | h - Maryland (0-20) | 10-3-1953 |
| 90 | Marcus Mickel | KO Return | a - Virginia Tech (27-7) | 9-16-1989 |
| 90 | Peter Warrick | Punt Return | h - Florida State (28-35) | 9-15-1997 |
| 88 | Bernie Faloney | KO Return | h - Maryland (0-20) | 10-3-1953 |
| 87 | Dennis Tabron | Int. Return | h - Duke (17-34) | 10-18-1980 |
| 87n | Kevin Tisdell | KO Return | a - Georgia Tech (19-21) | 10-13-1990 |
| 85 | Matt Robinson | | | |
| | Gene Washington | Pass | h - Georgia (0-41) | 9-18-1976 |
| 85 | Gary Schofield | | | |
| | Tim Ryan | Pass | N1 - Wake Forest (21-17) | 11-27-1982 |
| 85 | Jamie Barnette | | | |
| | Torry Holt | Pass | h - N.C. State (39-46) | 10-31-1998 |
| 85 | Eric King | Int. Return | a - Wake Forest (17-45) | 11-1-2003 |
| 85 | Ben Mauk | | | |
| | Jason Anderson | Pass | h - Wake Forest (37-30) | 9-4-2004 |

^ - mid-air fumble return; & - ACC record; * - missed field-goal return; N1 - Tokyo, Japan

Longest Runs From Scrimmage By Clemson

| Yds | Player, Pos. | Site - Opp. (Score CU-Opp.) | Date |
|-----------|-------------------------|-----------------------------------|-------------------|
| 90 | Banks McFadden, TB | h - Presbyterian (18-0) | 9-23-1939 |
| 90 | Buck George, TB | a - Furman (34-14) | 11-17-1951 |
| 89 | Wesley McFadden, TB | a - Virginia Tech (22-10) | 9-12-1987 |
| 89 | Derrick Witherspoon, TB | h - Maryland (29-0) | 10-30-1993 |
| 88 | Bobby Gage, TB | h - Presbyterian (76-0) | 9-22-1945 |
| 88 | Terrence Flagler, TB | a - Wake Forest (28-20) | 11-1-1986 |
| 87 | Billy Hair, TB | h - Furman (57-2) | 11-18-1950 |
| 82 | Chuck McSwain, TB | a - Virginia (48-0) | 10-9-1982 |
| 81 | Jackie Calvert, TB | a - Missouri (34-0) | 9-30-1950 |
| 81 | Derrick Witherspoon, TB | h - Appalachian State (48-0) | 9-22-1990 |
| 80 | Jay Washington, TB | a - Georgia Tech (21-29) | 9-29-1973 |
| 80 | C.J. Spiller, TB | h - South Carolina (28-31) | 11-25-2006 |
| 77n | Cliff Austin, TB | a - Duke (38-10) | 10-17-1981 |
| 77 | Derrick Hamilton, WR | h - Georgia Tech (24-19) | 9-14-2002 |
| 75 | Steve Fuller, QB | h - Virginia Tech (38-7) | 10-7-1978 |
| 75 | Woodrow Dantzler, QB | a - Virginia (31-10) | 9-23-2000 |

Longest Runs From Scrimmage By Opponent

| Yds | Player | Site - Team (Score CU-Opp.) | Date |
|-----|----------------|-----------------------------|------------|
| 98 | Steve Atkins | a - Maryland (28-24) | 11-18-1978 |
| 84 | Mike Voight | h - North Carolina (23-27) | 11-6-1976 |
| 82 | Davey Ford | a - Florida State (7-54) | 11-4-2000 |
| 81 | Willie Burden | h - N.C. State (23-31) | 11-20-1971 |
| 80 | Bobby Hall | a - N.C. State (24-19) | 11-2-1968 |
| 79n | Tyrone Barbour | a - N.C. State (6-20) | 10-24-1992 |
| 78 | Terry Henley | h - Auburn (0-44) | 10-10-1970 |
| 78 | Bubba Bean | h - Texas A&M (15-30) | 10-6-1973 |
| 78n | LeRoy Butler | h - Florida State (21-24) | 9-17-1988 |

Longest Pass Plays From Scrimmage By Clemson

| Yds | Players | Site - Opp. (Score CU-Opp.) | Date |
|-----------|----------------------------------|-----------------------------------|-----------------|
| 97 | Mark Fellers-Craig Brantley | h - Virginia (28-9) | 11-16-1974 |
| 87 | Steve Fuller-Jerry Butler | a - Maryland (28-24) | 11-18-1978 |
| 83 | Charlie Whitehurst-Airese Currie | a - North Carolina (42-12) | 11-9-2002 |
| 82 | Will Proctor-C.J. Spiller | a - Boston College (33-34) | 9-9-2006 |
| 81 | Joel Wells-Joe Pagliei | a - South Carolina (8-13) | 10-21-1954 |
| 81 | Billy Lott-Perry Tuttle | h - Furman (21-0) | 9-8-1979 |
| 80 | Jimmy Addison-Edgar McGee | a - Wake Forest (23-21) | 10-29-1966 |
| 80 | Willie Jordan-Craig Brantley | a - Georgia Tech (28-33) | 9-27-1975 |
| 80 | Homer Jordan-Perry Tuttle | h - Wofford (45-10) | 9-5-1981 |
| 80 | Nealon Greene-Joe Woods | h - Wake Forest (21-10) | 9-28-1996 |
| 80 | Nealon Greene-Tony Horne | a - Duke (13-6) | 10-12-1996 |
| 79 | DeChane Cameron-Gary Cooper | h - Duke (49-17) | 10-15-1988 |
| 79 | Woodrow Dantzler-Airese Currie | a - N.C. State (45-37) | 10-13-2001 |
| 78 | Steve Fuller-Craig Brantley | h - Tulane (13-17) | 9-13-1975 |
| 77 | Patrick Sapp-Terry Smith | h - Tennessee-Chattanooga (54-3) | 10-3-1992 |
| N1 | Richmond, VA (Tobacco Bowl) | | |



Longest Pass Plays From Scrimmage By Opponent

| Yds | Players | Site - Team (Score CU-Opp.) | Date |
|-----|-------------------------------|-----------------------------|------------|
| 98 | Chris Weinke-Marvin Minnis | a - Florida State (7-54) | 11-4-2000 |
| 85 | Matt Robinson-Gene Washington | h - Georgia (0-41) | 9-18-1976 |
| 85 | Gary Schofield-Tim Ryan | N1 - Wake Forest (21-17) | 11-27-1982 |
| 85 | Jamie Barnette-Torry Holt | h - N.C. State (39-46) | 10-18-1998 |
| 85 | Ben Mauk-Jason Anderson | h - Wake Forest (37-30) | 9-4-2004 |
| 81 | Shawn Jones-Hector Rodriguez | h - Georgia Tech (14-30) | 10-14-1989 |
| 80 | Thad Busby-Peter Warrick | h - Florida State (28-35) | 9-20-1997 |
| N1 | Miami, FL (Orange Bowl) | | |

Longest Kickoff Returns By Clemson

| Yds | Player | Site - Opp. (Score CU-Opp.) | Date |
|-----|------------------------------------|----------------------------------|-------------------|
| 100 | John Maxwell | N1 - Cumberland (11-11) | 11-26-1903 |
| 100 | Derrick Hamilton | a - Maryland (20-37) | 11-10-2001 |
| 100 | Derrick Hamilton | h - North Carolina (36-28) | 10-25-2003 |
| 99 | Bill Mathis | a - Georgia Tech (6-16) | 10-3-1959 |
| 98 | Hal Davis | h - Georgia (16-24) | 10-13-1962 |
| 98 | Doug Thomas | h - Long Beach State (59-0) | 9-1-1990 |
| 98 | Doug Thomas | N2 - Maryland (18-17) | 9-15-1990 |
| 97 | Justin Miller | a - Florida State (22-41) | 9-25-2004 |
| 95 | Joe Henderson | h - Georgia Tech (33-12) | 9-26-1987 |
| 94 | Jacoby Ford | h - Louisiana Tech (51-0) | 9-30-2006 |
| 89 | Bobby Gage | a - Duquesne (34-13) | 11-15-1947 |
| 86 | Justin Miller | a - Florida State (22-41) | 9-25-2004 |
| 85n | Antwan Edwards | a - Virginia (18-20) | 9-19-1998 |
| 81n | Terrance Roulhac | a - Georgia Tech (27-3) | 9-27-1986 |
| 81n | Aaron Kelly | a - Georgia Tech (9-10) | 10-29-2005 |
| 80n | Buddy Gore | h - Duke (9-6) | 10-15-1966 |
| 80 | Justin Miller | h - N.C. State (6-38) | 10-24-2002 |
| N1 | Montgomery, AL; N2 - Baltimore, MD | | |

Longest Kickoff Returns By Opponent

| Yds | Player | Site - Team (Score CU-Opp.) | Date |
|-----|--------------------|-----------------------------|------------|
| 100 | Larry Fallen | h - Virginia Tech (38-7) | 10-7-1978 |
| 98 | Doug Kotar | h - Kentucky (10-13) | 9-11-1971 |
| 97 | Dick Christy | h - N.C. State (7-13) | 10-5-1957 |
| 97 | Gene Washington | a - Georgia (14-31) | 9-22-1973 |
| 97 | Leon Washington | a - Florida State (31-48) | 10-3-2002 |
| 96 | Quinton McCracken | h - Duke (49-17) | 10-15-1988 |
| 96 | Jeff Smith | a - Boston College (33-34) | 9-9-2006 |
| 94n | Bennett-Richardson | h - South Carolina (7-33) | 11-19-1994 |
| 93n | Kevin Marion | a - Wake Forest (27-17) | 10-7-2006 |
| 92 | John Schultz | h - Maryland (20-10) | 11-15-1975 |
| 92 | Jon Jeffries | a - Virginia Tech (22-10) | 9-12-1987 |
| 91 | Fred Gibson | a - Georgia (28-31) | 8-31-2002 |
| 90 | Marcus Mickel | a - Virginia Tech (27-7) | 9-16-1989 |
| 88 | Bernie Faloney | h - Maryland (0-20) | 10-3-1953 |
| 87n | Kevin Tisdell | a - Georgia Tech (19-21) | 10-13-1990 |

Longest Punt Returns By Clemson

| Yds | Player | Site - Opp. (Score CU-Opp.) | Date |
|------|--------------------|------------------------------------|-----------------|
| 108* | Richie Luzzi | a - Georgia (13-31) | 10-28-1968 |
| 92 | Jacoby Ford | h - Florida Atlantic (54-6) | 9-2-2006 |
| 90 | Shad Bryant | N1 - Virginia Military (7-7) | 10-8-1938 |
| 90 | Bobby Gage | h - N.C. State (6-0) | 10-2-1948 |
| 89 | Darnell Stephens | h - Maryland (40-7) | 11-16-1991 |
| 88 | Mack Matthews | a - Wake Forest (24-7) | 10-31-1970 |
| 88 | Brian Mance | h - Georgia Tech (28-31) | 10-28-2000 |
| 85 | Don Kelley | a - Maryland (24-11) | 10-6-1962 |
| 81 | Ken Moore | N1 - Wake Forest (32-20) | 10-30-1954 |
| 79n | Derrick Hamilton | h - Georgia Tech (24-19) | 9-14-2002 |
| 78 | Donnell Woolford | h - Georgia Tech (33-12) | 9-26-1987 |
| 75 | Streak Lawton | N2 - Mercer (32-0) | 11-17-1934 |
| 75n | Willie Jordan | h - N.C. State (7-3) | 10-22-1977 |

* - missed field goal return; N1 - Charlotte, NC; N2 - Savannah, GA

Longest Punt Returns By Opponent

| Yds | Player | Site - Team (Score CU-Opp.) | Date |
|-----|----------------|-----------------------------|------------|
| 90 | Floyd Reid | a - Georgia (0-20) | 9-29-1945 |
| 90 | Dick Nolan | h - Maryland (0-20) | 10-3-1953 |
| 90 | Peter Warrick | h - Florida State (28-35) | 9-20-1997 |
| 84n | Carroll McLain | a - South Carolina (28-14) | 10-20-1955 |
| 79n | Jason Wallace | a - Virginia (7-20) | 9-8-1990 |
| 79 | Dee Feaster | a - Florida State (3-34) | 10-5-1996 |

Longest Interception Returns By Clemson

| Yds | Player | Site - Opp. (Score CU-Opp.) | Date |
|-----|------------|-----------------------------|------------|
| 102 | Don Kelley | h - Duke (10-21) | 10-24-1970 |

| | | | |
|-----|----------------------|-----------------------------------|-------------------|
| 94 | Rex Varn | a - N.C. State (33-10) | 10-28-1978 |
| 93 | Rex Varn | h - Maryland (14-21) | 9-10-1977 |
| 90 | Jimmy Quarles | a - Rice (20-14) | 9-29-1951 |
| 83n | Tim Childers | h - Western Carolina (21-10) | 9-25-1982 |
| 82 | Jock McKissic | h - South Carolina (28-31) | 11-25-2006 |
| 77n | Rudy Hayes | h - Virginia Tech (21-6) | 11-3-1956 |
| 76 | James Hough | h - Virginia Tech(35-0) | 10-10-1945 |

Longest Interception Returns By Opponent

| Yds | Player | Site - Team (Score CU-Opp.) | Date |
|-----|------------------|-----------------------------|------------|
| 98n | Scott Woerner | a - Georgia (16-20) | 9-20-1980 |
| 87 | Dennis Tabron | h - Duke (17-34) | 10-18-1980 |
| 85 | Eric King | a - Wake Forest (17-45) | 11-1-2003 |
| 83 | Ernie Arizzi | h - Maryland (21-6) | 11-16-1963 |
| 81 | Mark Franklin | a - N.C. State (35-34) | 10-27-1984 |
| 76 | Wyatt Washington | h - Tulane (13-17) | 9-13-1975 |

Longest Field Goals By Clemson

| Yds | Player | Site - Opp. (Score CU-Opp.) | Date |
|-----|------------------|------------------------------|------------|
| 57 | Obed Ariri | h - Wake Forest (26-0) | 10-29-1977 |
| 57 | Chris Gardocki | h - Appalachian State (48-0) | 9-22-1990 |
| 55 | Donald Igwebuike | a - N.C. State (38-29) | 10-23-1982 |
| 55 | Donald Igwebuike | a - Boston College (16-31) | 9-10-1983 |
| 53 | Donald Igwebuike | h - Duke (54-21) | 10-20-1984 |
| 53 | Chris Gardocki | N1 - Maryland (18-17) | 9-15-1990 |
| 53 | Nelson Welch | a - Maryland (23-53) | 11-14-1992 |
| 52 | Eddie Seigler | a - South Carolina (17-7) | 11-27-1971 |
| 52 | Eddie Seigler | a - Maryland (6-31) | 11-11-1972 |
| 52 | Obed Ariri | a - Virginia (27-24) | 10-11-1980 |
| 52 | Donald Igwebuike | h - Wofford (45-10) | 9-5-1981 |
| 52 | Donald Igwebuike | h - Wake Forest (37-14) | 11-3-1984 |
| 52 | Chris Gardocki | h - North Carolina (37-14) | 11-5-1988 |
| 52 | Nelson Welch | a - Georgia Tech (16-20) | 9-26-1992 |
| 52 | David Richardson | a - Wake Forest (33-16) | 11-1-1997 |
| 51 | Chris Gardocki | a - Maryland (49-25) | 11-12-1988 |
| 51 | Chris Gardocki | h - Duke (26-7) | 9-29-1990 |
| 50 | Bob Burgess | a - Duke (24-8) | 10-10-1973 |
| N1 | Baltimore, MD | | |

Longest Field Goals By Opponent

| Yds | Player | Site - Team (Score CU-Opp.) | Date |
|-----|---------------|-----------------------------|------------|
| 60 | Kevin Butler | a - Georgia (23-26) | 9-22-1984 |
| 57 | Vince Fusco | h - Duke (18-18) | 10-16-1976 |
| 54 | Johnny Duncan | a - Georgia Tech (21-10) | 10-4-1969 |
| 54 | Scott Hagler | a - South Carolina (24-17) | 11-23-1985 |
| 53 | Shayne Graham | h - Virginia Tech (0-37) | 9-12-1998 |
| 53 | Matt Brooks | a - Duke (13-16) | 11-13-2004 |
| 52 | Roger Pruett | a - Auburn (13-35) | 10-23-1971 |
| 51 | John Riley | a - Auburn (21-43) | 10-14-1967 |
| 51 | Kevin Butler | a - Georgia (23-26) | 9-22-1984 |
| 51 | Josh Scobee | h - Louisiana Tech (33-13) | 9-7-2002 |
| 50 | Scott Sisson | a - Georgia Tech (16-20) | 9-26-1992 |
| 50 | Bill Hollows | h - Wake Forest (21-10) | 9-28-1996 |
| 50 | Connor Hughes | a - Virginia (10-30) | 10-7-2004 |

Longest Punts By Clemson

| Yds | Player | Site - Opp. (Score CU-Opp.) | Date |
|-----|----------------|-----------------------------|------------|
| 81 | Mitch Tyner | h - Texas A&M (15-30) | 10-6-1973 |
| 78 | Chris Gardocki | h - South Carolina (24-15) | 11-17-1990 |
| 75 | Banks McFadden | a - Army (6-21) | 10-2-1937 |
| 75 | Booty Payne | a - Boston College (26-13) | 10-11-1941 |
| 75 | Jamie Somaini | a - Florida State (7-54) | 11-4-2000 |
| 74 | Joe Pagliei | a - South Carolina (7-14) | 10-22-1953 |
| 72 | David Sims | h - Virginia (17-7) | 10-6-1979 |
| 71 | David Sims | h - South Carolina (41-23) | 11-25-1978 |
| 70 | Nelson Welch | a - N.C. State (6-20) | 10-24-1992 |

Longest Punts By Opponent

| Yds | Player | Site - Team (Score CU-Opp.) | Date |
|-----|------------------|-----------------------------|------------|
| 81 | Greg Davis | h - The Citadel (24-0) | 10-4-1986 |
| 80 | Jay Feltz | a - South Carolina (9-13) | 11-24-1979 |
| 80 | Brian Morton | h - Duke (58-7) | 11-6-1999 |
| 77 | Gerald Burch | a - Georgia Tech (0-13) | 11-8-1958 |
| 74 | Ryan Plackemeier | a - Wake Forest (27-31) | 10-1-2005 |
| 71 | Brooks Barnard | h - Maryland (35-14) | 10-14-2000 |
| 70 | Chuck Ramsey | h - Wake Forest (10-9) | 10-30-1971 |

n - non-scoring play



Single-Game Individual Bests

Highest Individual Total Offense Games By Clemson

| Yds | Rush,Pass | Player | Site - Opp. (Score CU-Opp.) | Date |
|-----|-----------|--------------------|-------------------------------|------------|
| 517 | 184,333 | Woodrow Dantzler | a - N.C. State (45-37) | 10-13-2001 |
| 435 | 183,252 | Woodrow Dantzler | a - Maryland (42-30) | 10-16-1999 |
| 418 | 164,254 | Woodrow Dantzler | a - Georgia Tech (47-44) | 9-29-2001 |
| 414 | -6,420 | Charlie Whitehurst | a - Duke (34-31) | 11-2-2002 |
| 378 | 135,243 | Woodrow Dantzler | h - Duke (59-31) | 12-1-2001 |
| 374 | 141,233 | Bobby Gage | h - Auburn (34-18) | 11-22-1947 |
| 374 | 220,154 | Woodrow Dantzler | a - Virginia (31-10) | 9-23-2000 |
| 366 | 23,343 | Brandon Streeter | h - Virginia (33-14) | 9-11-1999 |
| 346 | 58,288 | Charlie Whitehurst | h - Miami (FL) (30-36) | 9-17-2005 |
| 345 | 43,302 | Charlie Whitehurst | a - South Carolina (63-17) | 11-22-2003 |
| 343 | 50,293 | Willie Simmons | a - Florida State (31-48) | 10-3-2002 |
| 340 | -3,343 | Will Proctor | a - Boston College (33-34) | 9-9-2006 |
| 339 | 41,298 | Charlie Whitehurst | h - Middle Tennessee (37-14) | 9-13-2003 |
| 337 | 51,286 | Nealon Greene | a - Wake Forest (33-16) | 11-1-1997 |
| 336 | 59,277 | Woodrow Dantzler | h - Florida State (27-41) | 11-3-2001 |
| 335 | 12,323 | Thomas Ray | a - North Carolina (13-17) | 11-6-1965 |
| 334 | 3,331 | Charlie Whitehurst | h - Duke (40-7) | 11-15-2003 |
| 330 | 119,211 | Woodrow Dantzler | a - Wake Forest (21-14) | 10-27-2001 |
| 329 | 0,329 | Brandon Streeter | h - N.C. State (39-46) | 10-31-1998 |
| 326 | 76,250 | Nealon Greene | a - N.C. State (19-17) | 9-13-1997 |
| 323 | 166,157 | Woodrow Dantzler | h - Wake Forest (55-7) | 9-16-2000 |
| 323 | 103,220 | Woodrow Dantzler | h - N.C. State (34-27) | 10-7-2000 |
| 322 | 116,206 | DeChane Cameron | a - South Carolina (41-24) | 11-23-1991 |
| 318 | 67,251 | Woodrow Dantzler | h - Virginia (24-26) | 9-22-2001 |
| 312 | 100,212 | Ken Pengitore | a - North Carolina (37-29) | 11-10-1973 |
| 312 | 42,270 | Homer Jordan | h - Maryland (21-7) | 11-14-1981 |
| 312 | 3,309 | Charlie Whitehurst | h - North Carolina (36-28) | 10-25-2003 |
| 311 | 39,272 | Charlie Whitehurst | h - Florida State (26-10) | 11-8-2003 |
| 310 | 83,227 | Ken Pengitore | h - Virginia (32-27) | 10-13-1973 |
| 309 | 36,273 | Nealon Greene | h - Duke (29-20) | 11-8-1997 |
| 308 | 7,301 | Brandon Streeter | N1 - Mississippi State (7-17) | 12-30-1999 |
| 308 | 134,174 | Woodrow Dantzler | a - Duke (52-22) | 9-30-2000 |
| 306 | 102,204 | Woodrow Dantzler | a - South Carolina (15-20) | 11-17-2001 |
| 306 | 8,298 | Charlie Whitehurst | a - Georgia Tech (39-3) | 9-20-2003 |
| 305 | 120,185 | Woodrow Dantzler | a - Georgia Tech (42-45) | 11-13-1999 |
| 303 | 15,288 | Charlie Whitehurst | h - Wake Forest (37-30) | 9-4-2004 |
| 302 | -2,304 | Charlie Whitehurst | a - Wake Forest (27-31) | 10-1-2005 |
| 301 | -18,319 | Brandon Streeter | h - Wake Forest (19-29) | 9-26-1998 |
| 301 | 0,301 | Charlie Whitehurst | h - Furman (28-17) | 9-6-2003 |
| 300 | -7,307 | Charlie Whitehurst | h - Temple (37-7) | 10-22-2005 |

N1 - Atlanta, GA (Peach Bowl)

Highest Individual Total Offense Games By Opponent

| Yds | Rush,Pass | Player | Site - Team (Score CU-Opp.) | Date |
|-----|-----------|----------------|-----------------------------|------------|
| 509 | -12,521 | Chris Weinke | a - Florida State (7-54) | 11-4-2000 |
| 450 | -4,454 | George Godsey | h - Georgia Tech (28-31) | 10-28-2000 |
| 416 | 47,369 | Chris Rix | h - Florida State (27-41) | 11-3-2001 |
| 410 | 88,322 | Joe Hamilton | a - Georgia Tech (42-45) | 11-13-1999 |
| 408 | -10,418 | John Kaleo | a - Maryland (23-53) | 11-14-1992 |
| 402 | 15,387 | Matt Cavanaugh | N1 - Pittsburgh (3-34) | 12-30-1977 |
| 401 | 6,395 | Terry Harvey | a - N.C. State (43-22) | 9-30-1995 |
| 386 | 2,384 | Casey Clausen | N2 - Tennessee (27-14) | 1-2-2004 |
| 377 | 10,367 | Ben Bennett | a - Duke (38-31) | 10-15-1983 |
| 375 | 29,346 | Tim Sherman | a - Virginia (24-16) | 11-9-1996 |

N1 - Jacksonville, FL (Gator Bowl); N2 - Atlanta, GA (Peach Bowl)

Most Individual Rushing Attempts By Clemson

| Att. | Yards | Player | Site - Opp. (Score CU-Opp.) | Date |
|------|-------|------------------|-----------------------------|------------|
| 36 | 133 | Jim Shirley | a - N.C. State (6-0) | 10-6-1951 |
| 36 | 202 | Ray Auger | h - Wake Forest (28-14) | 10-18-1969 |
| 36 | 204 | Raymond Priester | a - Maryland (20-9) | 10-25-1997 |
| 35 | 201 | Ray Auger | h - North Carolina (24-14) | 11-16-1968 |
| 33 | 163 | Fred Cone | a - Auburn (41-0) | 11-25-1950 |
| 33 | 234 | Don King | a - Fordham (12-12) | 11-8-1952 |
| 32 | 92 | Buddy Gore | h - South Carolina (3-7) | 11-23-1968 |
| 32 | 143 | Terry Allen | a - Duke (17-21) | 9-30-1989 |
| 32 | 263 | Raymond Priester | h - Duke (34-17) | 11-11-1995 |

Most Individual Rushing Attempts By Opponent

| Att. | Yards | Player | Site - Team (Score CU-Opp.) | Date |
|------|-------|-----------------|-----------------------------|------------|
| 45 | 249 | James McDougald | a - Wake Forest (14-20) | 10-9-1976 |
| 38 | 195 | Torin Kirtsey | h - Georgia (17-19) | 10-7-1995 |
| 37 | 203 | Branden Ore | a - Virginia Tech (7-24) | 10-26-2006 |
| 35 | 113 | Morgan Kane | h - Wake Forest (19-28) | 9-26-1998 |
| 34 | 174 | Toney Baker | h - N.C. State (20-14) | 11-11-2006 |
| 33 | 131 | Morgan Kane | h - Wake Forest (21-10) | 9-28-1996 |
| 32 | 184 | Don McCauley | h - North Carolina (7-42) | 11-14-1970 |

| | | | | |
|----|-----|-----------------|------------------------|-----------|
| 32 | 178 | Charlie Wysocki | h - Maryland (0-19) | 9-15-1979 |
| 32 | 135 | Corey Croom | h - Ball State (24-10) | 9-5-1992 |

Highest Individual Rushing Games By Clemson

| Yds | Carries | Player | Site - Opp. (Score CU-Opp.) | Date |
|------------|-----------|--------------------|--------------------------------|-------------------|
| 263 | 32 | Raymond Priester | h - Duke (34-17) | 11-11-1995 |
| 260 | 27 | Cliff Austin | h - Duke (49-14) | 10-16-1982 |
| 234 | 33 | Don King | a - Fordham (12-12) | 11-8-1952 |
| 226 | 21 | Wesley McFadden | a - Virginia Tech (22-10) | 9-12-1987 |
| 220 | 18 | Woodrow Dantzler | a - Virginia (31-10) | 9-23-2000 |
| 216 | 21 | James Davis | h - Georgia Tech (31-7) | 10-21-2006 |
| 210 | 22 | Terrence Flagler | a - Virginia (31-17) | 10-11-1986 |
| 209 | 30 | Terrence Flagler | a - Wake Forest (28-20) | 11-1-1986 |
| 204 | 15 | Buck George | h - Presbyterian (53-13) | 9-20-1952 |
| 204 | 36 | Raymond Priester | a - Maryland (20-9) | 10-25-1997 |
| 202 | 36 | Ray Auger | h - Wake Forest (28-14) | 10-18-1969 |
| 201 | 35 | Ray Auger | h - North Carolina (24-14) | 11-16-1968 |

Highest Individual Rushing Games By Opponent

| Yds | Carries | Player | Site - Team (Score CU-Opp.) | Date |
|-----|---------|------------------|-----------------------------|------------|
| 256 | 19 | Steve Wadiak | a - South Carolina (14-14) | 10-19-1950 |
| 249 | 45 | James McDougald | a - Wake Forest (20-36) | 10-9-1976 |
| 230 | 20 | Larry Hopkins | a - Wake Forest (14-20) | 10-17-1970 |
| 228 | 28 | Mike Voight | a - North Carolina (38-35) | 11-8-1975 |
| 227 | 24 | Ted Brown | h - N.C. State (7-45) | 10-25-1975 |
| 217 | 16 | Brent Cunningham | a - Georgia Tech (7-28) | 10-3-1970 |
| 214 | 29 | Alvin Blount | N1 - Maryland (23-41) | 11-17-1984 |
| 204 | 22 | Bubba Bean | h - Texas A&M (15-30) | 10-6-1973 |

N1 - Baltimore, MD

Highest Individual Passing Yard Games By Clemson

| Yds | Comp.-Att. | Player | Site - Opp. (Score CU-Opp.) | Date |
|-----|------------|--------------------|-------------------------------|------------|
| 420 | 34 of 52 | Charlie Whitehurst | a - Duke (34-31) | 11-2-2002 |
| 343 | 24 of 32 | Brandon Streeter | h - Virginia (33-14) | 9-11-1999 |
| 343 | 25 of 40 | Will Proctor | a - Boston College (33-34) | 9-9-2006 |
| 333 | 23 of 27 | Woodrow Dantzler | a - N.C. State (45-37) | 10-13-2001 |
| 331 | 27 of 40 | Charlie Whitehurst | h - Duke (40-7) | 11-15-2003 |
| 329 | 27 of 38 | Brandon Streeter | h - N.C. State (39-46) | 10-31-1998 |
| 323 | 21 of 43 | Thomas Ray | a - North Carolina (13-17) | 11-6-1965 |
| 320 | 22 of 45 | Charlie Whitehurst | a - Maryland (7-21) | 10-4-2003 |
| 319 | 18 of 32 | Brandon Streeter | h - Wake Forest (19-29) | 9-26-1998 |
| 309 | 18 of 34 | Charlie Whitehurst | h - North Carolina (36-28) | 10-25-2003 |
| 307 | 19 of 27 | Charlie Whitehurst | h - Temple (37-7) | 10-22-2005 |
| 304 | 28 of 42 | Charlie Whitehurst | a - Wake Forest (27-31) | 10-1-2005 |
| 302 | 18 of 26 | Charlie Whitehurst | a - South Carolina (63-17) | 11-22-2003 |
| 301 | 24 of 50 | Brandon Streeter | N1 - Mississippi State (7-17) | 12-30-1999 |
| 301 | 23 of 31 | Charlie Whitehurst | h - Furman (28-17) | 9-6-2003 |

N1 - Atlanta, GA (Peach Bowl)

Highest Individual Passing Yard Games By Opponent

| Yds | Comp.-Att. | Player | Site - Team (Score CU-Opp.) | Date |
|-----|------------|-----------------|-----------------------------|------------|
| 521 | 27 of 43 | Chris Weinke | a - Florida State (7-54) | 11-4-2000 |
| 454 | 35 of 57 | George Godsey | h - Georgia Tech (28-31) | 10-28-2000 |
| 418 | 27 of 41 | John Kaleo | a - Maryland (23-53) | 11-14-1992 |
| 395 | 30 of 54 | Terry Harvey | a - N.C. State (43-22) | 9-30-1995 |
| 387 | 23 of 36 | Matt Cavanaugh | N1 - Pittsburgh (3-34) | 12-30-1977 |
| 384 | 31 of 55 | Casey Clausen | N4 - Tennessee (27-14) | 1-2-2004 |
| 375 | 32 of 43 | Dave Brown | N2 - Duke (33-21) | 11-30-1991 |
| 375 | 32 of 43 | Kliff Kingsbury | N3 - Texas Tech (15-55) | 12-23-2002 |
| 374 | 20 of 33 | Jamie Barnette | h - N.C. State (39-46) | 10-31-1998 |

N1 - Jacksonville, FL (Gator Bowl); N2 - Tokyo, Japan; N3 - Orlando, FL (Tangerine Bowl); N4 - Atlanta, GA (Peach Bowl)

Most Individual Passing Attempts By Clemson

| Att. | Co. | Yds | Player | Site - Opp. (Score CU-Opp.) | Date |
|------|-----|-----|--------------------|-------------------------------|------------|
| 55 | 25 | 273 | Patrick Sapp | a - Maryland (23-53) | 11-14-1992 |
| 55 | 31 | 288 | Charlie Whitehurst | h - Miami (FL) (30-36) | 9-17-2005 |
| 53 | 21 | 271 | Rodney Williams | h - N.C. State (28-30) | 10-27-1987 |
| 52 | 34 | 420 | Charlie Whitehurst | a - Duke (34-31) | 11-2-2002 |
| 50 | 24 | 301 | Brandon Streeter | N1 - Mississippi State (7-17) | 12-30-1999 |
| 48 | 25 | 237 | Tommy Kendrick | a - Florida State (13-38) | 11-7-1970 |
| 48 | 20 | 263 | Charlie Whitehurst | N2 - Texas Tech (15-55) | 12-23-2002 |
| 45 | 22 | 320 | Charlie Whitehurst | a - Maryland (7-21) | 10-4-2003 |
| 44 | 27 | 265 | Charlie Whitehurst | h - Virginia (30-27) | 10-11-2003 |
| 43 | 21 | 323 | Thomas Ray | a - North Carolina (13-17) | 11-6-1965 |
| 43 | 27 | 195 | Brandon Streeter | a - Virginia Tech (11-31) | 9-23-1999 |
| 43 | 25 | 242 | Willie Simmons | h - Louisiana Tech (33-13) | 9-7-2002 |

N1 - Atlanta, GA (Peach Bowl); N2 - Orlando, FL (Tangerine Bowl)

Single-Game Individual Bests



Most Individual Passing Attempts By Opponent

| Att. | Co. | Yds | Player | Site - Team (Score CU-Opp.) | Date |
|------|-----|-----|------------------|-----------------------------|------------|
| 57 | 24 | 197 | Kip Allen | h - The Citadel (24-0) | 10-4-1986 |
| 57 | 35 | 454 | George Godsey | h - Georgia Tech (28-31) | 10-28-2000 |
| 56 | 28 | 283 | Jay Venuto | a - Wake Forest (35-33) | 11-1-1980 |
| 56 | 30 | 297 | Shane Montgomery | h - N.C. State (30-10) | 10-21-1989 |
| 56 | 23 | 283 | D. Bryant | h - Duke (59-31) | 12-1-2001 |
| 55 | 31 | 384 | Casey Clausen | N2 - Tennessee (27-14) | 1-2-2004 |
| 54 | 30 | 395 | Terry Harvey | a - N.C. State (43-22) | 9-30-1995 |
| 53 | 34 | 367 | Ben Bennett | a - Duke (38-31) | 10-15-1983 |
| 52 | 25 | 328 | Luke McCown | N1 - Louisiana Tech (49-24) | 12-31-2001 |

N1 - Boise, ID (Humanitarian Bowl); N2 - Atlanta, GA (Peach Bowl)

Most Individual Pass Completions By Clemson

| Co. | Att. | Yds | Player | Site - Opp. (Score CU-Opp.) | Date |
|-----|------|-----|--------------------|-----------------------------|------------|
| 34 | 52 | 420 | Charlie Whitehurst | a - Duke (34-31) | 11-2-2002 |
| 31 | 55 | 288 | Charlie Whitehurst | h - Miami (FL) (30-36) | 9-17-2005 |
| 28 | 42 | 304 | Charlie Whitehurst | a - Wake Forest (27-31) | 10-1-2005 |
| 27 | 38 | 329 | Brandon Streeter | h - N.C. State (39-46) | 10-31-1998 |
| 27 | 43 | 195 | Brandon Streeter | a - Virginia Tech (11-31) | 9-23-1999 |
| 27 | 38 | 287 | Charlie Whitehurst | h - South Carolina (27-20) | 11-23-2002 |
| 27 | 44 | 265 | Charlie Whitehurst | h - Virginia (30-27) | 10-11-2003 |
| 27 | 40 | 331 | Charlie Whitehurst | h - Duke (40-7) | 11-15-2003 |
| 26 | 33 | 206 | Nealon Greene | h - Virginia (7-21) | 10-11-1997 |
| 26 | 42 | 272 | Charlie Whitehurst | a - Wake Forest (17-45) | 11-1-2003 |

Most Individual Pass Completions By Opponent

| Co. | Att. | Yds | Player | Site - Team (Score CU-Opp.) | Date |
|-----|------|-----|------------------|-----------------------------|------------|
| 35 | 57 | 454 | George Godsey | h - Georgia Tech (28-31) | 10-28-2000 |
| 34 | 53 | 367 | Ben Bennett | a - Duke (38-31) | 10-15-1983 |
| 33 | 48 | 271 | Matt Schaub | h - Virginia (30-27) | 10-11-2003 |
| 32 | 43 | 375 | Kliff Kingsbury | N1 - Texas Tech (15-55) | 12-23-2002 |
| 31 | 46 | 368 | Bruce Gadd | a - Rice (10-29) | 9-23-1972 |
| 31 | 55 | 385 | Casey Clausen | N2 - Tennessee (27-14) | 1-2-2004 |
| 30 | 49 | 298 | Scott Secules | a - Virginia (31-17) | 10-11-1986 |
| 30 | 56 | 297 | Shane Montgomery | h - N.C. State (30-10) | 10-21-1989 |
| 30 | 54 | 395 | Terry Harvey | a - N.C. State (43-22) | 9-30-1995 |
| 30 | 45 | 307 | Steve Tanneyhill | a - South Carolina (38-17) | 11-18-1995 |

N1 - Orlando, FL (Tangerine Bowl); N2 - Atlanta, GA (Peach Bowl)

Individual Highest Completion Percentage By Clemson

| Pct. | Co.-Att. | Player | Site - Opp. (Score CU-Opp.) | Date |
|------|----------|--------------------|------------------------------|------------|
| 94.1 | 16-17 | Woodrow Dantzler | h - The Citadel (38-0) | 9-2-2000 |
| 85.7 | 12-14 | DeChane Cameron | a - South Carolina (41-24) | 11-23-1991 |
| 85.2 | 23-27 | Woodrow Dantzler | a - N.C. State (45-37) | 10-13-2001 |
| 84.6 | 11-13 | Willie Jordan | a - Duke (21-25) | 10-18-1975 |
| 82.1 | 23-28 | Charlie Whitehurst | h - Middle Tennessee (37-14) | 9-13-2003 |
| 81.8 | 9-11 | Bobby Gage | a - Furman (35-7) | 11-8-1947 |
| 81.8 | 18-22 | Charlie Whitehurst | a - Maryland (28-24) | 9-10-2005 |
| 80.0 | 8-10 | Harvey White | a - South Carolina (27-0) | 10-22-1959 |
| 80.0 | 12-15 | Mike Eppley | h - Virginia (42-21) | 10-8-1983 |
| 80.0 | 12-15 | Nealon Greene | a - South Carolina (47-21) | 11-22-1997 |

Note: Minimum 10 attempts.

Individual Highest Completion Percentage By Opponent

| Pct. | Co.-Att. | Player | Site - Team (Score CU-Opp.) | Date |
|-------|----------|----------------|-----------------------------|------------|
| 100.0 | 11-11 | Darian Durant | h - North Carolina (3-38) | 10-20-2001 |
| 84.6 | 22-26 | Terry Jordan | a - N.C. State (24-17) | 10-20-1990 |
| 81.8 | 9-11 | Bob Avellini | a - Maryland (6-31) | 11-11-1972 |
| 81.2 | 13-16 | Mike Cavan | a - Georgia (0-38) | 9-26-1970 |
| 80.0 | 16-20 | Art Schlichter | N1 - Ohio State (17-15) | 12-29-1978 |
| 80.0 | 20-25 | Cory Randolph | a - Wake Forest (27-31) | 10-1-2005 |
| 78.3 | 18-23 | Riley Skinner | a - Wake Forest (27-17) | 10-7-2006 |
| 75.8 | 25-33 | Charlie Ward | a - Florida State (0-57) | 9-11-1993 |
| 75.0 | 12-16 | Dale Betty | a - Maryland (17-19) | 10-15-1960 |
| 75.0 | 18-24 | James Stevens | a - Georgia Tech (21-29) | 10-29-1973 |
| 75.0 | 9-12 | Jeff Grantz | a - South Carolina (20-56) | 11-22-1975 |
| 75.0 | 9-12 | Rusty LaRue | h - Wake Forest (24-8) | 10-29-1994 |

N1 - Jacksonville, FL (Gator Bowl); Note: Minimum 10 attempts.

Individual Highest Single-Game Pass Efficiency Figures By Clemson

| Eff. | Player | C-A-Yds-TD-I | Site - Opp. (Score CU-Opp.) | Date |
|--------|--------------------|---------------|-----------------------------|------------|
| 310.72 | Bobby Gage | 9-11-245-2-1 | a - Furman (42-0) | 11-8-1947 |
| 282.08 | Harvey White | 8-10-162-2-0 | a - South Carolina (27-0) | 10-22-1959 |
| 248.76 | Nealon Greene | 8-11-152-2-0 | a - N.C. State (43-22) | 9-30-1995 |
| 247.21 | Woodrow Dantzler | 16-17-192-3-0 | h - The Citadel (38-0) | 9-2-2000 |
| 241.08 | Charlie Whitehurst | 12-20-274-4-0 | a - North Carolina (42-12) | 11-9-2002 |
| 240.39 | Jimmy Addison | 12-19-283-3-0 | h - Virginia (40-35) | 9-24-1966 |
| 239.06 | Tommy Kendrick | 9-14-252-1-0 | N1 - Virginia (32-15) | 10-16-1971 |

| | | | | |
|--------|------------------|---------------|-----------------------------|------------|
| 237.67 | Woodrow Dantzler | 23-27-333-4-0 | a - N.C. State (45-37) | 10-13-2001 |
| 237.19 | Nealon Greene | 12-16-191-3-0 | h - Western Carolina (55-9) | 9-2-1995 |
| 235.60 | Nealon Greene | 10-13-167-2-0 | a - Georgia Tech (24-3) | 10-28-1995 |

N1 - Richmond, VA; Note: Minimum 10 attempts.

Individual Highest Single-Game Pass Efficiency Figures By Opponent

| Eff. | Player | C-A-Yds-TD-I | Site - Team (Score CU-Opp.) | Date |
|--------|-----------------|---------------|-----------------------------|------------|
| 323.10 | Jeff Grantz | 9-12-158-5-0 | a - South Carolina (20-56) | 11-22-1975 |
| 270.47 | Scotty Glacken | 8-12-134-4-0 | a - Duke (30-35) | 10-19-1963 |
| 256.52 | Billy Lothridge | 7-10-128-3-1 | a - Georgia Tech (9-26) | 9-22-1962 |
| 242.46 | Mike Elkins | 11-16-213-3-0 | a - Wake Forest (38-21) | 10-29-1988 |
| 226.85 | Clyde Walker | 10-14-165-3-1 | h - Florida State (7-43) | 11-1-1975 |
| 213.05 | Mike Tice | 9-13-144-2-0 | a - Maryland (7-34) | 11-15-1980 |
| 205.16 | Joe Hamilton | 22-30-322-5-2 | a - Georgia Tech (42-45) | 11-13-1999 |
| 203.70 | Donovan McNabb | 13-23-309-3-1 | N1 - Syracuse (0-41) | 1-1-1996 |

N1 - Jacksonville, FL (Gator Bowl); Note: Minimum 10 attempts.

Highest Individual Plays By Clemson

| No. | Player | Att.-Yds | Co.-Att.-Yds | Site - Team (Score CU-Opp.) | Date |
|-----|--------------------|----------|--------------|-----------------------------|------------|
| 65 | Charlie Whitehurst | 13-(-6) | 34-52-420 | a - Duke (34-31) | 11-2-2002 |
| 64 | Patrick Sapp | 9-5 | 25-55-273 | a - Maryland (23-53) | 11-14-1992 |
| 62 | Woodrow Dantzler | 22-59 | 22-40-277 | h - Florida State (27-41) | 11-3-2001 |
| 60 | Charlie Whitehurst | 5-58 | 31-55-288 | h - Miami (FL) (30-36) | 9-17-2005 |
| 57 | Rodney Williams | 4-12 | 21-53-271 | h - N.C. State (28-30) | 10-24-1987 |
| 57 | Woodrow Dantzler | 23-67 | 25-34-251 | h - Virginia (24-26) | 9-22-2001 |
| 57 | Woodrow Dantzler | 25-164 | 18-32-254 | a - Georgia Tech (47-44) | 9-29-2001 |
| 57 | Charlie Whitehurst | 12-(-39) | 22-45-320 | a - Maryland (7-21) | 10-4-2003 |
| 56 | Brandon Streeter | 13-(-12) | 27-43-195 | a - Virginia Tech (11-31) | 9-23-1999 |
| 55 | Woodrow Dantzler | 25-103 | 18-30-220 | h - N.C. State (34-27) | 10-7-2000 |


Highest Individual Plays By Opponent

| No. | Player | Att.-Yds | Co.-Att.-Yds | Site - Team (Score CU-Opp.) | Date |
|-----|------------------|----------|--------------|-----------------------------|------------|
| 67 | Casey Clausen | 12-2 | 31-55-384 | N3 - Tennessee (27-14) | 1-2-2004 |
| 64 | D. Bryant | 8-(-10) | 23-56-283 | h - Duke (59-31) | 12-1-2001 |
| 63 | Jay Venuto | 7-36 | 28-56-293 | a - Wake Forest (35-33) | 11-1-1980 |
| 63 | George Godsey | 6-(-4) | 35-57-454 | h - Georgia Tech (28-31) | 10-28-2000 |
| 63 | Luke McCown | 11-(-5) | 25-52-328 | N2 - Louisiana Tech (49-24) | 12-31-2001 |
| 62 | Randy Allen | 5-(-19) | 24-57-197 | h - The Citadel (24-0) | 10-4-1986 |
| 61 | Shane Montgomery | 5-3 | 30-56-297 | a - N.C. State (30-10) | 10-21-1989 |
| 60 | Dave Brown | 12-(-32) | 23-48-385 | N1 - Duke (33-21) | 11-30-1991 |
| 58 | Ben Bennett | 5-10 | 34-53-367 | a - Duke (38-31) | 10-15-1983 |

N1 - Tokyo, Japan; N2 - Boise, ID (Humanitarian Bowl); N3 - Atlanta, GA (Peach Bowl)

Highest Individual Pass Reception Games By Clemson

| No. | Yards | Player | Site - Opp. (Score CU-Opp.) | Date |
|-----|-------|------------------|-------------------------------|------------|
| 12 | 133 | Airese Currie | h - Middle Tennessee (37-14) | 9-13-2003 |
| 11 | 129 | Phil Rogers | a - North Carolina (13-17) | 11-6-1965 |
| 11 | 111 | Rod Gardner | h - Marshall (10-13) | 9-4-1999 |
| 11 | 156 | Chansi Stuckey | h - Florida State (35-14) | 11-12-2005 |
| 11 | 124 | Chansi Stuckey | a - Boston College (33-34) | 9-9-2006 |
| 10 | 148 | Hank Walker | h - Auburn (34-18) | 11-22-1947 |
| 10 | 144 | Charlie Waters | h - Alabama (13-38) | 10-25-1969 |
| 10 | 124 | Perry Tuttle | a - Wake Forest (35-33) | 11-1-1980 |
| 10 | 151 | Perry Tuttle | h - Maryland (21-7) | 11-14-1981 |
| 10 | 110 | Tony Horne | h - Appalachian State (23-12) | 9-6-1997 |
| 10 | 131 | Tony Horne | h - Florida State (28-35) | 9-20-1997 |
| 10 | 122 | Rod Gardner | h - Duke (58-7) | 11-6-1999 |
| 10 | 137 | Rod Gardner | h - N.C. State (34-27) | 10-7-2000 |
| 10 | 89 | Kevin Youngblood | h - Louisiana Tech (33-13) | 9-7-2002 |
| 10 | 123 | J.J. McKelvey | h - Ball State (30-7) | 9-21-2002 |
| 10 | 103 | J.J. McKelvey | a - Duke (34-31) | 11-2-2002 |
| 10 | 100 | Kevin Youngblood | h - Furman (28-17) | 9-6-2003 |



Airese Currie had a school-record 12 receptions against Middle Tennessee on September 13, 2003.



Single-Game Individual Bests

Highest Individual Pass Reception Games By Opponent

| No. | Yards | Player | Site - Opp. (Score CU-Opp.) | Date |
|-----|-------|----------------|-------------------------------|------------|
| 14 | 209 | Kelly Campbell | h - Georgia Tech (28-31) | 10-28-2000 |
| 13 | 209 | Henley Carter | h - Duke (39-22) | 10-19-1968 |
| 13 | 149 | Wes Chesson | a - Duke (10-21) | 10-24-1970 |
| 13 | 132 | Mark Militello | a - Duke (38-31) | 10-15-1983 |
| 12 | 115 | Phil Denfeld | h - Wake Forest (82-24) | 10-31-1981 |
| 11 | 131 | Larry Seivers | a - Tennessee (19-21) | 10-2-1976 |
| 11 | 113 | John Tice | a - Maryland (24-22) | 11-13-1982 |
| 11 | 114 | Joey Gibson | h - Appalachian State (23-12) | 9-6-1997 |
| 11 | 225 | Torry Holt | h - N.C. State (39-46) | 10-31-1998 |
| 11 | 121 | Peter Warrick | h - Florida State (14-17) | 10-23-1999 |
| 11 | 78 | Wali Lundy | a - Virginia (17-22) | 10-12-2002 |

Highest Individual Receiving Yard Games By Clemson

| Yds | Receptions | Player | Site - Opp. (Score CU-Opp.) | Date |
|------------|------------|--------------------|-----------------------------|-------------------|
| 182 | 7 | Rod Gardner | a - North Carolina (38-24) | 10-21-2000 |
| 175 | 7 | Derrick Hamilton | a - Maryland (7-21) | 10-4-2003 |
| 163 | 5 | Jerry Butler | a - Georgia Tech (31-14) | 9-24-1977 |
| 161 | 7 | Perry Tuttle | h - Wake Forest (82-24) | 10-31-1981 |
| 156 | 8 | Terry Smith | a - Florida State (0-57) | 9-11-1993 |
| 156 | 11 | Chansi Stuckey | h - Florida State (35-14) | 11-12-2005 |
| 155 | 7 | Aaron Kelly | h - Temple (37-7) | 10-22-2005 |
| 152 | 2 | Craig Brantley | h - Virginia (28-9) | 11-16-1974 |
| 152 | 7 | Tony Horne | a - Wake Forest (33-16) | 11-1-1997 |
| 152 | 9 | Airese Currie | h - Wake Forest (37-30) | 9-4-2004 |

Highest Individual Receiving Yard Games By Opponent

| Yds | Receptions | Player | Site - Opp. (Score CU-Opp.) | Date |
|-----|------------|-----------------|-----------------------------|------------|
| 249 | 8 | Peter Warwick | h - Florida State (28-35) | 9-20-1997 |
| 225 | 11 | Torry Holt | h - N.C. State (39-46) | 10-31-1998 |
| 209 | 13 | Henley Carter | h - Duke (39-22) | 10-19-1968 |
| 209 | 14 | Kelly Campbell | h - Georgia Tech (28-31) | 10-28-2000 |
| 184 | 9 | Marcus Badgett | a - Maryland (23-53) | 11-14-1992 |
| 178 | 10 | Delwyn Daigre | N2 - Louisiana Tech (49-24) | 12-31-2001 |
| 173 | 7 | Marvin Harrison | N1 - Syracuse (0-41) | 1-1-1996 |
| 170 | 9 | Jonathan Smith | a - Georgia Tech (39-3) | 9-20-2003 |
| 169 | 3 | L.C. Stevens | h - North Carolina (10-17) | 11-15-1997 |

N1 - Jacksonville, FL (Gator Bowl); N2 - Boise, ID (Humanitarian Bowl)

Top Scorers By Clemson

| Pts | Player | TDs | XP | Site - Opp. (Score CU-Opp.) | Date |
|-----|--------------------|-----|----|----------------------------------|------------------|
| 33 | Maxcey Welch | 5 | 3 | h - Newberry (75-0) | 10-17-1930 |
| 30 | Stumpy Banks | 5 | 0 | a - Furman (38-0) | 10-13-1917 |
| 24 | Boo Armstrong | 4 | 0 | a - South Carolina (39-0) | 11-2-1918 |
| 24 | Fred Cone | 4 | 0 | a - Auburn (41-0) | 11-25-1950 |
| 24 | Terrence Flagler | 4 | 0 | a - Wake Forest (28-20) | 11-1-1986 |
| 24 | Emory Smith | 4 | 0 | a - Wake Forest (29-14) | 9-16-1995 |
| 24 | Travis Zachery | 4 | 0 | h - Duke (58-7) | 11-6-1999 |
| 24 | Travis Zachery | 4 | 0 | h - Duke (59-31) | 12-1-2001 |
| 24 | Chad Jasmin | 4 | 0 | a - South Carolina (63-17) | 11-22-2003 |
| 24 | James Davis | 4 | 0 | h - North Carolina (52-7) | 9-23-2006 |

Top Scorers By Opponent

| Pts | Player | TDs | XP | Site - Opp. (Score CU-Opp.) | Date |
|-----|---------------|-----|----|-----------------------------|------------|
| 24 | Kevin McLee | 4 | 0 | a - Georgia (7-35) | 10-4-1975 |
| 24 | Ted Brown | 4 | 0 | h - N.C. State (7-45) | 10-25-1975 |
| 24 | Torry Holt | 4 | 0 | h - N.C. State (39-46) | 10-31-1998 |
| 24 | LaMont Jordan | 4 | 0 | a - Maryland (42-30) | 10-16-1999 |

Most Field Goals By Clemson

| FG | Distances | Player | Site - Opp. (Score CU-Opp.) | Date |
|----|--------------------------|------------------|-----------------------------|------------|
| 6 | (21, 21, 25, 18, 44, 42) | Jad Dean | h - Texas A&M (25-24) | 9-3-2005 |
| 5 | (31, 42, 32, 46, 41) | Nelson Welch | h - N.C. State (29-19) | 10-26-1991 |
| 5 | (30, 53, 43, 31, 32) | Nelson Welch | a - Maryland (23-53) | 11-14-1992 |
| 5 | (34, 37, 47, 34, 20) | Nelson Welch | a - North Carolina (28-17) | 11-5-1994 |
| 4 | (49, 26, 24, 57) | Obed Ariri | h - Wake Forest (26-0) | 10-29-1979 |
| 4 | (30, 33, 44, 17) | Obed Ariri | a - North Carolina (19-10) | 11-10-1979 |
| 4 | (19, 45, 39, 30) | Obed Ariri | a - N.C. State (20-24) | 10-25-1980 |
| 4 | (47, 25, 30, 25) | Chris Gardocki | h - Georgia (34-3) | 10-6-1990 |
| 4 | (38, 20, 45, 44) | Chris Gardocki | a - Georgia Tech (19-21) | 10-13-1990 |
| 4 | (25, 47, 30, 20) | Matt Padgett | a - N.C. State (19-17) | 9-13-1997 |
| 4 | (52, 34, 30, 35) | David Richardson | a - Wake Forest (33-16) | 11-1-1997 |
| 4 | (25, 22, 39, 24) | David Richardson | h - Furman (33-0) | 9-5-1998 |
| 4 | (47, 22, 38, 37) | Aaron Hunt | h - Louisiana Tech (33-13) | 9-7-2002 |
| 4 | (29, 35, 22, 42) | Aaron Hunt | h - Maryland (12-30) | 11-16-2002 |
| 4 | (23, 35, 32, 37) | Aaron Hunt | h - Florida State (26-10) | 11-8-2003 |
| 4 | (21, 47, 36, 42) | Jad Dean | h - N.C. State (26-20) | 10-30-2004 |
| 4 | (27, 32, 25, 22) | Jad Dean | h - Maryland (12-13) | 11-4-2006 |

Most Yards On Field Goals By Clemson

| Yds | Distances | Player | Site - Opp. (Score CU-Opp.) | Date |
|-----|--------------------------|------------------|-----------------------------|------------|
| 192 | (31, 42, 32, 46, 41) | Nelson Welch | h - N.C. State (29-19) | 10-26-1991 |
| 189 | (30, 53, 43, 31, 32) | Nelson Welch | a - Maryland (23-53) | 11-14-1992 |
| 172 | (34, 37, 47, 34, 20) | Nelson Welch | a - North Carolina (28-17) | 11-5-1994 |
| 171 | (21, 21, 25, 18, 44, 42) | Jad Dean | h - Texas A&M (25-24) | 9-3-2005 |
| 156 | (49, 26, 24, 57) | Obed Ariri | h - Wake Forest (26-0) | 10-29-1979 |
| 151 | (52, 34, 30, 35) | David Richardson | a - Wake Forest (33-16) | 11-1-1997 |
| 147 | (38, 20, 45, 44) | Chris Gardocki | a - Georgia Tech (19-21) | 10-13-1990 |
| 146 | (21, 47, 36, 42) | Jad Dean | h - N.C. State (26-20) | 10-30-2004 |
| 144 | (47, 22, 38, 37) | Aaron Hunt | h - Louisiana Tech (33-13) | 9-7-2002 |
| 135 | (46, 43, 46) | Bob Paulling | h - North Carolina (16-13) | 11-6-1982 |

Highest Individual Kickoff Return Yards By Clemson

| Yds | Returns | Player | Site - Team (Score CU-Opp.) | Date |
|------|---------|------------------|-----------------------------|------------|
| 282* | 6 | Justin Miller | a - Florida State (22-41) | 9-25-2004 |
| 174 | 5 | David Thomas | a - Georgia Tech (9-31) | 10-7-1972 |
| 160 | 7 | John Shields | h - Alabama (13-38) | 10-25-1969 |
| 159 | 6 | Dennis Goss | a - North Carolina (13-26) | 11-6-1971 |
| 158 | 4 | Terrance Roulhac | h - South Carolina (21-21) | 11-22-1986 |
| 153 | 2 | Derrick Hamilton | a - Maryland (20-37) | 11-10-2001 |
| 152 | 4 | Justin Miller | h - Maryland (12-30) | 11-16-2002 |
| 143 | 3 | Bill Mathis | a - Georgia Tech (6-16) | 10-25-1959 |
| 134 | 4 | Justin Miller | a - Texas A&M (6-27) | 9-18-2004 |
| 132 | 6 | Bob Bosler | h - Auburn (0-44) | 10-10-1970 |

* - NCAA record

Highest Individual Punt Return Yards By Clemson

| Yds | Returns | Player | Site - Opp. (Score CU-Opp.) | Date |
|-----|---------|------------------|-----------------------------|------------|
| 167 | 4 | Don Kelley | a - Maryland (24-11) | 10-20-1970 |
| 126 | 5 | Donnell Woolford | h - Georgia Tech (33-12) | 9-26-1987 |
| 116 | 4 | Darnell Stephens | h - Maryland (40-7) | 11-16-1991 |
| 106 | 7 | Tony Horne | h - Texas-El Paso (39-7) | 10-4-1997 |
| 105 | 3 | Brian Mance | h - Georgia Tech (28-31) | 10-28-2000 |
| 102 | 2 | Richie Luzzi | a - Georgia (13-31) | 9-27-1969 |
| 101 | 3 | Bobby Gage | h - N.C. State (6-0) | 10-2-1948 |

Highest Individual Return Yards By Clemson

| Yds | Method | Player | Site - Opp. (Score CU-Opp.) | Date |
|-----|------------------|------------------|-----------------------------|------------|
| 282 | (282 KOR) | Justin Miller | a - Florida State (22-41) | 9-25-2004 |
| 223 | (167 PR, 56 IR) | Don Kelley | a - Maryland (24-11) | 10-31-1970 |
| 174 | (174 KOR) | David Thomas | a - Georgia Tech (9-31) | 10-7-1972 |
| 160 | (160 KOR) | John Shields | h - Alabama (13-38) | 10-25-1969 |
| 159 | (159 KOR) | Dennis Goss | a - North Carolina (13-26) | 11-6-1971 |
| 158 | (158 KOR) | Terrance Roulhac | h - South Carolina (21-21) | 11-22-1986 |
| 157 | (79 PR, 78 KOR) | Brian Mance | h - Wofford (38-14) | 9-8-2001 |
| 156 | (52 PR, 104 KOR) | Derrick Hamilton | a - Florida State (31-48) | 10-3-2002 |
| 153 | (153 KOR) | Derrick Hamilton | a - Maryland (20-37) | 11-10-2001 |
| 152 | (152 KOR) | Justin Miller | h - Maryland (12-30) | 11-16-2002 |

Note: Punt, kickoff, and interception returns.

Highest Individual All-Purpose Yard Games By Clemson

| Yds | Player | Opponent | Year | Rush | Rec. | KOR | PR |
|-----|-------------------|----------------|------|------|------|-----|-----|
| 282 | Justin Miller | Florida State | 2004 | --- | --- | 282 | --- |
| 274 | Terrence Flagler | Wake Forest | 1986 | 209 | 65 | --- | --- |
| 267 | Tony Horne | Florida State | 1997 | --- | 131 | 109 | 27 |
| 263 | Raymond Priestler | Duke | 1995 | 263 | --- | --- | --- |
| 260 | Cliff Austin | Duke | 1982 | 260 | --- | --- | --- |
| 256 | Derrick Hamilton | Georgia Tech | 2002 | 97 | 22 | 41 | 96 |
| 254 | Don King | Fordham | 1952 | 234 | --- | 20 | --- |
| 252 | Ken Callicutt | South Carolina | 1974 | 197 | 55 | --- | --- |
| 248 | Derrick Hamilton | Florida State | 2002 | 23 | 69 | 104 | 52 |
| 246 | Buck George | Presbyterian | 1952 | 204 | 42 | --- | --- |

Highest Individual Punting Games By Clemson

| Avg. | Att.-Yds | Player | Site - Opp. (Score CU-Opp.) | Date |
|------|----------|----------------|------------------------------|------------|
| 55.3 | 3-166 | Dale Hatcher | h - Kentucky (24-6) | 10-2-1982 |
| 52.0 | 5-260 | Banks McFadden | a - George Washington (13-6) | 11-3-1939 |
| 51.8 | 4-207 | Dale Hatcher | h - Georgia (16-16) | 9-17-1983 |
| 51.0 | 6-306 | Dale Hatcher | a - Kentucky (21-3) | 10-3-1981 |
| 50.8 | 4-203 | Joe Paglieli | h - Maryland (12-25) | 11-12-1955 |
| 50.3 | 3-151 | Dale Hatcher | a - Duke (38-31) | 10-15-1983 |
| 50.3 | 3-151 | Jamie Somaini | a - Virginia (31-10) | 9-23-2000 |
| 50.0 | 5-250 | Chris Gardocki | h - South Carolina (24-15) | 11-17-1990 |

Note: Minimum three punts.

Yearly Leaders



Scoring

| Year | Player | TD | FG | PAT | Pts |
|------|----------------------|----|----|-----|-----|
| 1927 | Bob McCarley, FB | 5 | 0 | 1 | 31 |
| 1928 | O.D. Padgett, BB | 7 | 0 | 0 | 42 |
| 1929 | Goat McMillan, TB | 9 | 0 | 0 | 54 |
| 1930 | Maxcey Welch, TB | 10 | 0 | 4 | 64 |
| 1931 | J.M. Lambert, WB | 1 | 0 | 0 | 6 |
| | E.R. Patterson, RB | 1 | 0 | 0 | 6 |
| | Fred Hook, TB | 1 | 0 | 0 | 6 |
| 1932 | Henry Woodward, RB | 5 | 0 | 0 | 30 |
| 1933 | Gene Willimon, TB | 2 | 0 | 0 | 12 |
| | Bill Dillard, RB | 2 | 0 | 0 | 12 |
| 1934 | Randy Hinson, RB | 3 | 0 | 0 | 18 |
| 1935 | Mac Folger, BB | 6 | 0 | 0 | 36 |
| 1936 | Mac Fogler, BB | 8 | 0 | 0 | 48 |
| 1937 | Red Pearson, BB | 3 | 1 | 8 | 29 |
| 1938 | Banks McFadden, TB | 5 | 0 | 0 | 30 |
| | Shad Bryant, WB | 5 | 0 | 0 | 30 |
| 1939 | Shad Bryant, WB | 4 | 0 | 8 | 32 |
| 1940 | Aubrey Rion, RB | 4 | 0 | 4 | 28 |
| 1941 | Charlie Timmons, FB | 9 | 0 | 23 | 77 |
| 1942 | Marion Butler, TB | 6 | 0 | 0 | 36 |
| 1943 | James Whitmire, WB | 4 | 0 | 0 | 24 |
| 1944 | Bill Rogers, FB | 6 | 0 | 1 | 37 |
| 1945 | Jim Reynolds, BB | 5 | 0 | 0 | 30 |
| | Marion Butler, TB | 5 | 0 | 0 | 30 |
| 1946 | Dutch Leverman, RB | 4 | 0 | 0 | 24 |
| | Chip Clark, WR | 4 | 0 | 0 | 24 |
| 1947 | Jim Reynolds, EB | 8 | 0 | 0 | 48 |
| 1948 | Ray Mathews, WB | 13 | 0 | 0 | 78 |
| 1949 | Fred Cone, FB | 9 | 0 | 1 | 55 |
| 1950 | Fred Cone, FB | 15 | 0 | 2 | 92 |
| 1951 | Glenn Smith, WR | 7 | 0 | 0 | 42 |
| 1952 | Billy Hair, TB | 3 | 0 | 0 | 18 |
| | Don King, RB | 3 | 0 | 0 | 18 |
| | Red Whitten, FB | 3 | 0 | 0 | 18 |
| | Buck George, WB | 3 | 0 | 0 | 18 |
| 1953 | Dreher Gaskins, WR | 5 | 0 | 0 | 30 |
| 1954 | Jim Coleman, RB | 5 | 0 | 1 | 31 |
| 1955 | Joe Pagliei, RB | 7 | 0 | 1 | 43 |
| 1956 | Joel Wells, RB | 8 | 0 | 0 | 48 |
| 1957 | Bob Spooner, RB | 5 | 0 | 0 | 30 |
| | Bill Mathis, RB | 5 | 0 | 0 | 30 |
| 1958 | Harvey White, QB | 5 | 0 | 0 | 30 |
| 1959 | Bill Mathis, RB | 11 | 0 | 4 | 70 |
| 1960 | Bill McGuirt, RB | 9 | 0 | 0 | 54 |
| 1961 | Ron Scrudato, RB | 8 | 0 | 0 | 48 |
| 1962 | Rodney Rogers, PK | 0 | 7 | 13 | 34 |
| 1963 | Frank Pearce, PK | 0 | 4 | 21 | 33 |
| 1964 | Hal Davis, RB | 5 | 0 | 0 | 30 |
| 1965 | Hugh Mauldin, RB | 4 | 0 | 0 | 24 |
| | Thomas Ray, QB | 4 | 0 | 0 | 24 |
| 1966 | Jacky Jackson, TB | 8 | 0 | 0 | 48 |
| 1967 | Buddy Gore, TB | 9 | 0 | 0 | 54 |
| 1968 | Ray Yauger, TB | 7 | 0 | 2 | 42 |
| 1969 | Ray Yauger, TB | 11 | 0 | 2 | 68 |
| 1970 | Eddie Seigler, PK | 0 | 8 | 16 | 40 |
| 1971 | Eddie Seigler, PK | 0 | 11 | 14 | 47 |
| 1972 | Eddie Seigler, PK | 0 | 11 | 14 | 47 |
| 1973 | Smiley Sanders, RB | 10 | 0 | 0 | 60 |
| 1974 | Mark Fellers, QB | 9 | 0 | 0 | 54 |
| 1975 | Steve Fuller, QB | 6 | 0 | 0 | 36 |
| 1977 | Lester Brown, TB | 9 | 0 | 0 | 54 |
| 1978 | Lester Brown, TB | 17 | 0 | 0 | 102 |
| 1979 | Obed Ariri, PK | 0 | 16 | 14 | 62 |
| 1980 | Obed Ariri, PK | 0 | 23 | 18 | 87 |
| 1981 | Cliff Austin, TB | 9 | 0 | 0 | 54 |
| 1982 | Cliff Austin, TB | 14 | 0 | 0 | 84 |
| 1983 | Bob Paulling, PK | 0 | 18 | 36 | 90 |
| 1984 | Donald Igwebuike, PK | 0 | 16 | 41 | 89 |
| 1985 | Kenny Flowers, TB | 13 | 0 | 0 | 78 |
| 1986 | Terrence Flagler, TB | 13 | 0 | 0 | 78 |
| 1987 | David Treadwell, PK | 0 | 18 | 33 | 87 |
| 1988 | Terry Allen, TB | 10 | 0 | 0 | 60 |
| 1989 | Chris Gardocki, PK | 0 | 22 | 41 | 107 |
| 1990 | Chris Gardocki, PK | 0 | 22 | 30 | 96 |
| 1991 | Nelson Welch, PK | 0 | 19 | 31 | 88 |
| 1992 | Nelson Welch, PK | 0 | 22 | 23 | 89 |
| 1993 | Nelson Welch, PK | 0 | 15 | 17 | 62 |



Tailback Maxcey Welch scored 10 touchdowns and kicked four extra points to lead the 1930 Tiger team with 64 points.

| | | | | | |
|------|-------------------------|----|----|----|-----|
| 1994 | Nelson Welch, PK | 0 | 16 | 14 | 62 |
| 1995 | Emory Smith, FB | 15 | 0 | 0 | 90 |
| 1996 | Raymond Priester, TB | 7 | 0 | 2 | 44 |
| 1997 | David Richardson, PK | 0 | 13 | 17 | 56 |
| 1998 | David Richardson, PK | 0 | 8 | 20 | 44 |
| 1999 | Travis Zachery, TB | 16 | 0 | 0 | 96 |
| 2000 | Travis Zachery, TB | 18 | 0 | 0 | 108 |
| 2001 | Aaron Hunt, PK | 0 | 10 | 44 | 74 |
| 2002 | Aaron Hunt, PK | 0 | 17 | 37 | 88 |
| 2003 | Aaron Hunt, PK | 0 | 18 | 38 | 92 |
| 2004 | Reggie Merriweather, TB | 11 | 0 | 0 | 66 |
| 2005 | Jad Dean, PK | 0 | 24 | 34 | 106 |
| 2006 | James Davis, RB | 17 | 0 | 0 | 102 |

Rushing Yards

| Year | Player | Att. | Yards | Avg. |
|------|---------------------|------|-------|------|
| 1935 | Joe (Net) Berry, TB | 99 | 457 | 4.5 |
| 1936 | Mac Fogler, FB | 144 | 522 | 3.6 |
| 1937 | Don Willis, WB | 99 | 329 | 3.3 |
| 1938 | Don Willis, FB | 103 | 483 | 4.7 |
| 1939 | Charlie Timmons, FB | 146 | 556 | 3.8 |
| 1940 | Chippy Maness, TB | 86 | 472 | 5.4 |
| 1941 | Charlie Timmons, FB | 149 | 635 | 4.3 |
| 1942 | Marion Butler, TB | 145 | 616 | 4.2 |
| 1943 | James Whitmire, WB | 72 | 376 | 5.2 |
| 1944 | Sid Tinsley, TB | 126 | 479 | 3.8 |
| 1945 | Dewey Quinn, FB | 89 | 392 | 4.4 |
| 1946 | Bobby Gage, TB | 58 | 264 | 4.5 |
| 1947 | Bobby Gage, TB | 114 | 502 | 4.4 |
| 1948 | Ray Mathews, WB | 113 | 646 | 5.7 |
| 1949 | Ray Mathews, TB | 118 | 728 | 6.0 |
| 1950 | Fred Cone, FB | 184 | 845 | 4.6 |
| 1951 | Billy Hair, TB | 160 | 698 | 4.4 |
| 1952 | Red Whitten, FB | 115 | 445 | 4.0 |
| 1953 | Don King, QB | 79 | 243 | 3.1 |
| 1954 | Joel Wells, RB | 74 | 352 | 4.8 |
| 1955 | Joel Wells, RB | 135 | 782 | 5.8 |
| 1956 | Joel Wells, RB | 174 | 803 | 4.6 |
| 1957 | Bob Spooner, RB | 88 | 358 | 4.1 |
| 1958 | Doug Cline, FB | 103 | 450 | 4.3 |
| 1959 | Doug Cline, FB | 119 | 482 | 4.1 |
| 1960 | Bill McGuirt, FB | 99 | 320 | 3.2 |
| 1961 | Ron Scrudato, FB | 99 | 341 | 3.4 |
| 1962 | Pat Crain, FB | 94 | 348 | 3.7 |
| 1963 | Pat Crain, FB | 137 | 513 | 3.7 |
| 1964 | Hal Davis, RB | 87 | 533 | 6.1 |
| 1965 | Hugh Mauldin, RB | 194 | 664 | 3.4 |
| 1966 | Buddy Gore, TB | 186 | 750 | 4.0 |
| 1967 | Buddy Gore, TB | 230 | 1045 | 4.5 |
| 1968 | Buddy Gore, TB | 184 | 776 | 4.2 |

| | | | | |
|------|-------------------------|-----|------|-----|
| 1969 | Ray Yauger, TB | 223 | 968 | 4.3 |
| 1970 | Ray Yauger, TB | 183 | 711 | 3.9 |
| 1971 | Rick Gilstrap, TB | 144 | 514 | 3.6 |
| 1972 | Wade Hughes, RB | 177 | 761 | 4.3 |
| 1973 | Smiley Sanders, RB | 113 | 627 | 5.5 |
| 1974 | Ken Callicutt, RB | 161 | 809 | 5.0 |
| 1975 | Ken Callicutt, RB | 145 | 572 | 3.9 |
| 1976 | Warren Ratchford, TB | 119 | 676 | 5.7 |
| 1977 | Warren Ratchford, TB | 118 | 616 | 5.2 |
| 1978 | Lester Brown, TB | 202 | 1022 | 5.1 |
| 1979 | Marvin Sims, FB | 158 | 743 | 4.7 |
| 1980 | Chuck McSwain, TB | 114 | 544 | 4.8 |
| 1981 | Cliff Austin, TB | 163 | 824 | 5.1 |
| 1982 | Cliff Austin, TB | 197 | 1064 | 5.4 |
| 1983 | Kevin Mack, FB | 151 | 862 | 5.7 |
| 1984 | Stacey Driver, TB | 139 | 627 | 4.5 |
| 1985 | Kenny Flower, TB | 227 | 1200 | 5.3 |
| 1986 | Terrence Flagler, TB | 192 | 1258 | 6.6 |
| 1987 | Terry Allen, TB | 183 | 973 | 5.3 |
| 1988 | Terry Allen, TB | 216 | 1192 | 5.5 |
| 1989 | Joe Henderson, TB | 178 | 848 | 4.8 |
| 1990 | Ronald Williams, TB | 178 | 941 | 5.3 |
| 1991 | Rodney Blunt, TB | 175 | 747 | 4.3 |
| 1992 | Rodney Blunt, TB | 149 | 812 | 5.4 |
| 1993 | Derrick Witherspoon, TB | 111 | 519 | 4.7 |
| 1994 | Lamont Pegues, TB | 92 | 390 | 4.2 |
| 1995 | Raymond Priester, TB | 231 | 1322 | 5.6 |
| 1996 | Raymond Priester, TB | 257 | 1345 | 5.2 |
| 1997 | Raymond Priester, TB | 223 | 956 | 4.3 |
| 1998 | Travis Zachery, TB | 158 | 635 | 4.0 |
| 1999 | Travis Zachery, TB | 185 | 820 | 4.4 |
| 2000 | Woodrow Dantzler, QB | 190 | 1028 | 5.4 |
| 2001 | Woodrow Dantzler, QB | 221 | 1061 | 4.8 |
| 2002 | Yusef Kelly, RB | 125 | 520 | 4.2 |
| 2003 | Duane Coleman, TB | 133 | 615 | 4.6 |
| 2004 | Reggie Merriweather, TB | 136 | 670 | 4.9 |
| 2005 | James Davis, RB | 165 | 879 | 5.3 |
| 2006 | James Davis, RB | 203 | 1187 | 5.8 |

Note: Leaders based on total net yards.

Passing Yards/Efficiency

| Year | Player | Att. | Cm. | Pct. | Yards |
|------|-----------------|------|-----|------|-------|
| 1935 | Joe (Net) Berry | 72 | 42 | 58.3 | 422 |
| 1936 | Joe (Net) Berry | 99 | 32 | 32.3 | 434 |
| 1937 | Bob Bailey | 88 | 35 | 39.8 | 579 |
| 1938 | Bob Bailey | 35 | 18 | 51.4 | 272 |
| 1939 | Banks McFadden | 70 | 31 | 44.3 | 581 |
| 1940 | Chippy Maness | 51 | 19 | 37.3 | 388 |
| 1941 | Booty Payne | 90 | 36 | 40.0 | 582 |
| 1942 | Butch Butler | 90 | 38 | 42.2 | 504 |
| 1943 | Butch Butler | 34 | 12 | 35.3 | 166 |
| 1944 | Sid Tinsley | 51 | 11 | 21.6 | 248 |
| 1945 | Butch Butler | 45 | 11 | 24.4 | 239 |
| 1946 | Dutch Leverman | 62 | 26 | 41.9 | 501 |

| Year | Player | Att. | Cm. | Pct. | Yards | Eff. |
|------|------------------|------|-----|------|-------|--------|
| 1947 | Bobby Gage | 109 | 47 | 41.3 | 1002 | 126.70 |
| 1948 | Bobby Gage | 105 | 42 | 40.0 | 799 | 119.46 |
| 1949 | Ray Mathews | 72 | 24 | 33.3 | 487 | 100.91 |
| 1950 | Billy Hair | 71 | 29 | 40.8 | 644 | 128.08 |
| 1951 | Billy Hair | 164 | 67 | 40.9 | 1004 | 93.61 |
| 1952 | Don King | 69 | 23 | 33.3 | 317 | 52.45 |
| 1953 | Don King | 98 | 46 | 46.9 | 706 | 101.77 |
| 1954 | Don King | 72 | 32 | 44.4 | 468 | 92.35 |
| 1955 | Don King | 79 | 33 | 41.8 | 586 | 96.41 |
| 1956 | Charlie Bussey | 68 | 26 | 38.2 | 330 | 78.75 |
| 1957 | Harvey White | 95 | 46 | 48.4 | 841 | 154.63 |
| 1958 | Harvey White | 87 | 43 | 49.4 | 492 | 89.24 |
| 1959 | Harvey White | 107 | 56 | 52.3 | 770 | 123.81 |
| 1960 | Lowndes Shingler | 145 | 61 | 44.1 | 790 | 79.02 |
| 1961 | Jim Parker | 98 | 46 | 46.9 | 735 | 108.35 |
| 1962 | Jim Parker | 67 | 30 | 44.8 | 431 | 77.91 |
| 1963 | Jim Parker | 117 | 52 | 44.4 | 728 | 88.61 |
| 1964 | Thomas Ray | 59 | 21 | 35.6 | 253 | 60.28 |
| 1965 | Thomas Ray | 175 | 74 | 42.3 | 1019 | 85.03 |
| 1966 | Jimmy Addison | 186 | 103 | 55.4 | 1491 | 125.46 |
| 1967 | Jimmy Addison | 174 | 82 | 47.1 | 924 | 89.67 |
| 1968 | Billy Ammons | 162 | 74 | 45.7 | 1006 | 90.78 |
| 1969 | Tommy Kendrick | 227 | 107 | 47.1 | 1457 | 97.76 |




Yearly Leaders

| | | | | | | |
|------|--------------------|-----|-----|------|------|--------|
| 1970 | Tommy Kendrick | 267 | 133 | 49.8 | 1407 | 96.47 |
| 1971 | Tommy Kendrick | 152 | 64 | 42.1 | 1040 | 96.82 |
| 1972 | Ken Pengitore | 131 | 55 | 42.0 | 831 | 85.55 |
| 1973 | Ken Pengitore | 188 | 82 | 43.6 | 1370 | 110.38 |
| 1974 | Mark Fellers | 92 | 42 | 45.7 | 783 | 142.09 |
| 1975 | Willie Jordan | 73 | 40 | 54.8 | 728 | 158.26 |
| 1976 | Steve Fuller | 116 | 58 | 50.0 | 835 | 114.36 |
| 1977 | Steve Fuller | 205 | 106 | 51.7 | 1655 | 124.81 |
| 1978 | Steve Fuller | 187 | 101 | 54.0 | 1515 | 130.10 |
| 1979 | Billy Lott | 174 | 90 | 51.7 | 1184 | 108.40 |
| 1980 | Homer Jordan | 172 | 85 | 49.4 | 1311 | 111.39 |
| 1981 | Homer Jordan | 196 | 107 | 54.6 | 1630 | 130.46 |
| 1982 | Homer Jordan | 100 | 55 | 55.5 | 674 | 104.20 |
| 1983 | Mike Eppley | 166 | 99 | 59.6 | 1410 | 146.00 |
| 1984 | Mike Eppley | 213 | 116 | 54.5 | 1494 | 123.81 |
| 1985 | Randy Anderson | 123 | 63 | 51.2 | 703 | 96.4 |
| 1986 | Rodney Williams | 200 | 98 | 49.0 | 1245 | 99.9 |
| 1987 | Rodney Williams | 209 | 101 | 48.3 | 1486 | 107.9 |
| 1988 | Rodney Williams | 186 | 78 | 41.9 | 1144 | 98.2 |
| 1989 | Chris Morocco | 134 | 79 | 59.0 | 1131 | 141.7 |
| 1990 | DeChane Cameron | 194 | 98 | 50.5 | 1185 | 108.6 |
| 1991 | DeChane Cameron | 226 | 126 | 55.7 | 1601 | 115.5 |
| 1992 | Patrick Sapp | 144 | 60 | 41.7 | 750 | 88.1 |
| 1993 | Patrick Sapp | 133 | 66 | 49.6 | 1084 | 122.0 |
| 1994 | Nealon Greene | 94 | 51 | 54.3 | 524 | 102.4 |
| 1995 | Nealon Greene | 202 | 116 | 57.4 | 1537 | 129.8 |
| 1996 | Nealon Greene | 219 | 111 | 50.7 | 1446 | 110.9 |
| 1997 | Nealon Greene | 290 | 180 | 62.1 | 2212 | 138.1 |
| 1998 | Brandon Streeter | 282 | 150 | 53.2 | 1948 | 116.5 |
| 1999 | Woodrow Dantzler | 201 | 112 | 55.7 | 1506 | 127.5 |
| 2000 | Woodrow Dantzler | 244 | 137 | 56.1 | 1871 | 129.7 |
| 2001 | Woodrow Dantzler | 334 | 203 | 60.8 | 2578 | 139.8 |
| 2002 | Charlie Whitehurst | 214 | 123 | 57.5 | 1554 | 128.3 |
| 2003 | Charlie Whitehurst | 465 | 288 | 61.9 | 3561 | 135.6 |
| 2004 | Charlie Whitehurst | 349 | 177 | 50.7 | 2067 | 97.3 |
| 2005 | Charlie Whitehurst | 340 | 229 | 67.4 | 2483 | 133.5 |
| 2006 | Will Proctor | 304 | 183 | 60.2 | 2353 | 135.3 |

Note: Leaders based on pass efficiency rating.

| Receiving | | | | |
|-----------|------------------|------|-------|------|
| Year | Player | Rec. | Yards | Avg. |
| 1938 | Gus Goins, RE | 8 | 123 | 15.4 |
| 1939 | Joe Blalock, LE | 15 | 322 | 21.5 |
| 1940 | Joe Blalock, LE | 10 | 211 | 21.1 |
| 1941 | Joe Blalock, LE | 13 | 240 | 18.5 |
| 1942 | Marion Craig, BB | 14 | 173 | 12.4 |



Tight end John McMakin led Clemson in receptions in both 1970 and 1971.

| | | | | |
|------|-----------------------|----|------|------|
| 1943 | Eddis Freeman, RE | 8 | 175 | 21.9 |
| 1944 | Eddis Freeman, LE | 9 | 162 | 18.0 |
| 1945 | Eddis Freeman, RE | 7 | 156 | 22.3 |
| 1946 | Eddis Freeman, RE | 15 | 181 | 12.1 |
| 1947 | John Poulos, LE | 6 | 169 | 28.2 |
| 1948 | Oscar Thompson, RE | 19 | 333 | 17.5 |
| 1949 | Glenn Smith, RE | 25 | 446 | 17.8 |
| 1950 | Glenn Smith, RE | 22 | 498 | 22.6 |
| 1951 | Glenn Smith, LE | 39 | 632 | 16.2 |
| 1952 | Otis Kempson, LE | 15 | 220 | 14.7 |
| 1953 | Dreher Gaskin, E | 21 | 426 | 20.3 |
| 1954 | Scott Jackson, E | 11 | 151 | 13.7 |
| 1955 | Joe Pagliei, RB | 10 | 233 | 23.3 |
| 1956 | Dalton Rivers, E | 5 | 76 | 15.2 |
| 1957 | Whitey Jordan, E | 12 | 369 | 30.7 |
| 1958 | George Usry, RB | 18 | 171 | 9.5 |
| 1959 | Bill Mathis, RB | 18 | 319 | 17.7 |
| 1960 | Harry Pavilack, RB | 17 | 272 | 14.2 |
| 1961 | Elmo Lam, RB | 17 | 237 | 13.9 |
| 1962 | Johnny Case, E | 13 | 213 | 16.4 |
| 1963 | Lou Fogle, E | 17 | 218 | 12.8 |
| 1964 | Hoss Hostetler, E | 8 | 103 | 12.9 |
| 1965 | Phil Rogers, FLK | 36 | 466 | 12.9 |
| 1966 | Phil Rogers, FLK | 42 | 574 | 13.7 |
| 1967 | Phil Rogers, FLK | 28 | 429 | 15.3 |
| 1968 | Charlie Waters, WR | 22 | 411 | 18.6 |
| | Jack Anderson, WR | 22 | 344 | 15.6 |
| 1969 | Charlie Waters, FLK | 44 | 738 | 16.9 |
| 1970 | John McMakin, TE | 40 | 532 | 13.3 |
| 1971 | John McMakin, TE | 29 | 421 | 14.5 |
| 1972 | Dennis Goss, FLK | 21 | 385 | 18.3 |
| 1973 | Bennie Cunningham, TE | 22 | 341 | 15.5 |
| 1974 | Bennie Cunningham, TE | 24 | 391 | 16.3 |
| 1975 | Joey Walters, WR | 26 | 394 | 15.2 |
| 1976 | Jerry Butler, WR | 33 | 484 | 14.7 |
| 1977 | Jerry Butler, WR | 47 | 824 | 17.5 |
| 1978 | Jerry Butler, WR | 58 | 908 | 15.7 |
| 1979 | Perry Tuttle, WR | 36 | 544 | 15.1 |
| 1980 | Perry Tuttle, WR | 53 | 915 | 17.3 |
| 1981 | Perry Tuttle, WR | 52 | 883 | 17.0 |
| 1982 | Jeff Stockstill, WR | 25 | 247 | 9.9 |
| 1983 | Ray Williams, WR | 19 | 342 | 18.0 |
| 1984 | Terrance Roulhac, WR | 26 | 512 | 19.7 |
| 1985 | Terrance Roulhac, WR | 31 | 533 | 17.2 |
| 1986 | Ray Williams, WR | 20 | 280 | 14.0 |
| | Terrance Roulhac, WR | 20 | 228 | 11.4 |
| 1987 | Gary Cooper, WR | 34 | 618 | 18.2 |
| 1988 | Keith Jennings, WR | 30 | 397 | 13.2 |
| 1989 | Rodney Fletcher, WR | 35 | 556 | 15.9 |
| 1990 | Terry Smith, WR | 34 | 480 | 14.1 |
| 1991 | Terry Smith, WR | 52 | 829 | 15.9 |
| 1992 | Terry Smith, WR | 38 | 596 | 15.7 |
| 1993 | Terry Smith, WR | 38 | 776 | 20.4 |
| 1994 | Antwuan Wyatt, WR | 30 | 282 | 9.4 |
| 1995 | Antwuan Wyatt, WR | 45 | 683 | 15.2 |
| 1996 | Kenya Crooks, WR | 30 | 444 | 14.8 |
| 1997 | Tony Horne, WR | 70 | 907 | 13.0 |
| 1998 | Brian Wofford, WR | 35 | 535 | 15.3 |
| 1999 | Rod Gardner, WR | 80 | 1084 | 13.6 |
| 2000 | Rod Gardner, WR | 58 | 1050 | 18.1 |
| 2001 | Derrick Hamilton, WR | 53 | 684 | 12.9 |
| 2002 | Kevin Youngblood, WR | 59 | 591 | 10.0 |
| 2003 | Kevin Youngblood, WR | 70 | 897 | 12.8 |
| 2004 | Airese Currie, WR | 61 | 868 | 14.2 |
| 2005 | Chansi Stuckey, WR | 64 | 770 | 12.0 |
| 2006 | Chansi Stuckey, WR | 50 | 700 | 14.0 |

Note: Leaders based on number of receptions.

| Punt Return Yards | | | | |
|-------------------|---------------|----|-------|------|
| Year | Player | PR | Yards | Avg. |
| 1938 | Shad Bryant | 27 | 487 | 18.0 |
| 1939 | Shad Bryant | 31 | 202 | 6.5 |
| 1940 | Chippy Maness | 22 | 169 | 7.7 |
| 1941 | Butch Butler | 23 | 225 | 9.8 |
| 1942 | Butch Butler | 24 | 164 | 6.8 |
| 1943 | Butch Butler | 13 | 114 | 8.8 |
| 1944 | Sid Tinsley | 17 | 142 | 8.4 |
| 1945 | Butch Butler | 26 | 280 | 10.8 |
| 1946 | Hal Leonard | 8 | 73 | 9.1 |

| | | | | |
|------|------------------|----|-----|------|
| 1947 | Bobby Gage | 14 | 98 | 7.0 |
| 1948 | Bobby Gage | 12 | 203 | 16.9 |
| 1949 | Jackie Calvert | 15 | 131 | 8.7 |
| 1950 | Jackie Calvert | 14 | 225 | 16.1 |
| 1951 | Billy Hair | 13 | 146 | 11.2 |
| 1952 | Pete Cook | 14 | 134 | 14.0 |
| 1953 | Don King | 4 | 36 | 9.0 |
| 1954 | Joe Pagliei | 7 | 134 | 19.1 |
| 1955 | Jim Coleman | 4 | 77 | 19.3 |
| 1956 | Jim Coleman | 10 | 113 | 11.3 |
| 1957 | George Usry | 8 | 59 | 7.4 |
| 1958 | Bobby Morgan | 11 | 154 | 14.0 |
| 1959 | George Usry | 17 | 183 | 10.8 |
| 1960 | Harry Pavilack | 6 | 112 | 18.7 |
| 1961 | Elmo Lam | 8 | 179 | 22.4 |
| 1962 | Mack Matthews | 4 | 96 | 24.0 |
| 1963 | Hugh Mauldin | 17 | 193 | 11.4 |
| 1964 | Hugh Mauldin | 9 | 100 | 11.1 |
| 1965 | Jacky Jackson | 8 | 73 | 9.1 |
| 1966 | Frank Liberatore | 11 | 122 | 11.1 |
| 1967 | Richie Luzzi | 21 | 143 | 6.8 |
| 1968 | Richie Luzzi | 16 | 178 | 11.1 |
| 1969 | Don Kelley | 19 | 165 | 8.7 |
| 1970 | Don Kelley | 24 | 389 | 16.2 |
| 1971 | Jeff Siepe | 9 | 148 | 16.4 |
| 1972 | Jeff Siepe | 25 | 125 | 5.0 |
| 1973 | Peanut Martin | 18 | 158 | 8.8 |
| 1974 | Joey Walters | 9 | 84 | 9.3 |
| 1975 | Stan Rome | 12 | 100 | 8.3 |
| 1976 | Joey Walters | 15 | 88 | 5.9 |
| 1977 | Willie Jordan | 33 | 300 | 9.1 |
| 1978 | Willie Jordan | 21 | 269 | 12.1 |
| 1979 | Hollis Hall | 27 | 160 | 5.9 |
| 1980 | Terry Kinard | 12 | 50 | 4.2 |
| 1981 | Billy Davis | 34 | 275 | 8.1 |
| 1982 | Billy Davis | 24 | 160 | 6.7 |
| 1983 | Billy Davis | 17 | 83 | 4.9 |
| 1984 | Reggie Pleasant | 28 | 173 | 6.2 |
| 1985 | Kevin Brady | 17 | 45 | 2.6 |
| 1986 | Donnell Woolford | 25 | 203 | 8.1 |
| 1987 | Donnell Woolford | 23 | 345 | 15.0 |
| 1988 | Donnell Woolford | 29 | 192 | 6.6 |
| 1989 | James Lott | 27 | 226 | 8.4 |
| 1990 | Dexter Davis | 32 | 229 | 7.2 |
| 1991 | Darnell Stephens | 29 | 362 | 12.5 |
| 1992 | Robert O'Neal | 17 | 145 | 8.5 |
| 1993 | Andre Humphrey | 13 | 179 | 13.8 |
| 1994 | Dexter McCleon | 13 | 71 | 5.5 |
| 1995 | Antwuan Wyatt | 21 | 249 | 11.9 |
| 1996 | Dexter McCleon | 14 | 105 | 7.5 |
| 1997 | Tony Horne | 32 | 332 | 10.4 |
| 1998 | Travis Zachery | 26 | 216 | 8.3 |
| 1999 | Mal Lawyer | 14 | 118 | 8.4 |
| 2000 | Joe Don Reames | 23 | 281 | 12.2 |
| 2001 | Brian Mance | 16 | 211 | 13.2 |
| 2002 | Derrick Hamilton | 35 | 377 | 10.8 |
| 2003 | Derrick Hamilton | 29 | 218 | 7.5 |
| 2004 | Justin Miller | 26 | 339 | 13.0 |
| 2005 | Chansi Stuckey | 27 | 199 | 7.4 |
| 2006 | Jacoby Ford | 15 | 166 | 11.1 |

Note: Leaders based on return yards.

| Kickoff Return Yards | | | | |
|----------------------|-----------------|-----|-------|------|
| Year | Player | KOR | Yards | Avg. |
| 1938 | Shad Bryant | 5 | 132 | 26.4 |
| 1939 | Shad Bryant | 3 | 54 | 18.0 |
| 1940 | Booty Payne | 2 | 43 | 21.5 |
| 1941 | Charlie Timmons | 6 | 155 | 25.8 |
| 1942 | Marion Craig | 5 | 90 | 18.0 |
| 1943 | Bill Rogers | 7 | 138 | 19.7 |
| 1944 | Sid Tinsley | 9 | 247 | 27.4 |
| 1945 | Butch Butler | 8 | 156 | 19.5 |
| 1946 | Bill Rogers | 4 | 84 | 21.0 |
| 1947 | Bobby Gage | 10 | 244 | 24.4 |
| 1948 | Ray Mathews | 6 | 134 | 22.3 |
| 1949 | Fred Cone | 7 | 148 | 21.1 |
| 1950 | Jackie Calvert | 6 | 89 | 14.8 |
| 1951 | Billy Hair | 7 | 185 | 26.4 |
| 1952 | Buck George | 7 | 140 | 20.0 |

Yearly Leaders



| | | | | |
|------|------------------|----|-----|------|
| 1953 | Joe Pagliei | 5 | 99 | 19.8 |
| 1954 | Joe Pagliei | 7 | 138 | 19.7 |
| 1955 | Joel Wells | 8 | 181 | 22.6 |
| 1956 | Joel Wells | 6 | 140 | 23.3 |
| 1957 | George Usry | 4 | 105 | 26.3 |
| 1958 | Charlie Horne | 6 | 144 | 24.0 |
| 1959 | Bill Mathis | 10 | 294 | 29.4 |
| 1960 | Mack Matthews | 7 | 104 | 14.9 |
| 1961 | Wendal Black | 10 | 213 | 21.3 |
| 1962 | Mack Mathews | 10 | 215 | 21.5 |
| 1963 | Mack Mathews | 6 | 139 | 23.2 |
| 1964 | Hugh Mauldin | 7 | 181 | 25.6 |
| 1965 | Tom Duley | 14 | 311 | 22.2 |
| 1966 | Jacky Jackson | 16 | 368 | 23.0 |
| 1967 | Jacky Jackson | 11 | 210 | 19.1 |
| 1968 | Jack Anderson | 10 | 257 | 25.7 |
| 1969 | John Shields | 25 | 539 | 21.6 |
| 1970 | Bob Bosler | 28 | 568 | 20.3 |
| 1971 | Dennis Goss | 15 | 355 | 23.7 |
| 1972 | David Thomas | 22 | 522 | 22.7 |
| 1973 | Jay Washington | 22 | 474 | 21.5 |
| 1974 | Warren Ratchford | 20 | 480 | 24.0 |
| 1975 | Willie Scott | 26 | 541 | 20.8 |
| 1976 | Warren Ratchford | 12 | 226 | 18.9 |
| 1977 | Willie Jordan | 14 | 298 | 21.3 |
| 1978 | Willie Jordan | 11 | 232 | 21.1 |
| 1979 | Andy Headen | 10 | 214 | 21.4 |
| 1980 | Andy Headen | 12 | 195 | 16.3 |
| 1981 | Perry Tuttle | 12 | 266 | 22.2 |
| 1982 | Steve Griffin | 9 | 172 | 19.1 |
| 1983 | Ray Williams | 21 | 494 | 23.5 |
| 1984 | Ray Williams | 19 | 354 | 18.6 |
| 1985 | Ray Williams | 26 | 502 | 19.3 |
| 1986 | Terrance Roulhac | 18 | 578 | 32.1 |
| 1987 | Joe Henderson | 14 | 407 | 29.1 |
| 1988 | Wesley McFadden | 16 | 324 | 20.3 |
| 1989 | Doug Thomas | 12 | 249 | 20.8 |
| 1990 | Doug Thomas | 11 | 333 | 30.3 |
| 1991 | Larry Ryans | 14 | 319 | 22.8 |
| 1992 | Greg Hood | 12 | 274 | 22.8 |
| 1993 | Andre Humphrey | 29 | 663 | 22.9 |
| 1994 | Andre Humphrey | 22 | 500 | 22.7 |
| 1995 | Antwan Wyatt | 18 | 452 | 25.1 |
| 1996 | Tony Horne | 8 | 212 | 26.5 |
| 1997 | Tony Horne | 19 | 536 | 28.2 |
| 1998 | Antwan Edwards | 13 | 350 | 26.9 |
| 1999 | Joe Don Reames | 15 | 332 | 22.1 |
| 2000 | Joe Don Reames | 9 | 180 | 21.1 |
| 2001 | Brian Mance | 25 | 588 | 23.5 |
| 2002 | Derrick Hamilton | 32 | 696 | 21.8 |
| 2003 | Justin Miller | 17 | 417 | 24.5 |
| 2004 | Justin Miller | 20 | 661 | 33.1 |
| 2005 | Aaron Kelly | 10 | 266 | 26.6 |
| 2006 | Jacoby Ford | 13 | 426 | 32.8 |

^ - led the nation; Note: Leaders based on return yards.

| Interceptions | | | |
|---------------|---------------------|------|-------|
| Year | Player | Int. | Yards |
| 1938 | Shad Bryant, DB | 3 | 29 |
| 1939 | Banks McFadden, DB | 2 | 27 |
| 1940 | Charlie Timmons, DB | 4 | 5 |
| 1941 | Charlie Wright, DB | 4 | 44 |
| 1942 | Butch Butler, DB | 4 | 37 |
| 1943 | Butch Butler, DB | 3 | 3 |
| 1944 | Billy G. Rogers, DB | 3 | 22 |
| 1945 | Eddis Freeman, DB | 3 | 24 |
| 1946 | Gerald Leverman, DB | 2 | 10 |
| 1947 | Ray Mathews, DB | 2 | 66 |
| 1948 | Ray Mathews, DB | 5 | 49 |
| 1949 | Jim Reynolds, DB | 3 | 13 |
| 1950 | Fred Knoebel, CB | 6 | 68 |
| 1951 | Fred Knoebel, CB | 7 | 37 |
| 1952 | Pete Cook, SS | 4 | 47 |
| 1953 | Ken Moore, DB | 2 | 85 |
| 1954 | Don King, DB | 2 | 14 |
| 1955 | Charlie Bussey, DB | 2 | 52 |
| 1956 | Joel Wells, DB | 2 | 6 |
| 1957 | Doug Cline, DB | 2 | 34 |
| 1958 | Bobby Morgan, DB | 2 | 9 |

| | | | |
|------|-----------------------|---|-----|
| 1959 | George Usry, DB | 3 | 106 |
| 1960 | Joe Anderson, DB | 3 | 29 |
| 1961 | Harry Pavilack, DB | 2 | 3 |
| 1962 | Rodney Rogers, DB | 3 | 16 |
| 1963 | Jimmy Bell, DB | 3 | 48 |
| 1964 | Jimmy Bell, DB | 5 | 0 |
| 1965 | Wayne Page, DB | 4 | 17 |
| 1966 | Phil Marion, DB | 4 | 31 |
| 1967 | Richie Luzzi, DB | 3 | 54 |
| 1968 | John Fulmer, DB | 3 | 24 |
| 1969 | Dale Henry, DB | 3 | 29 |
| 1970 | Don Kelley, DB | 3 | 156 |
| 1971 | Bobby Johnson, DB | 4 | 57 |
| 1972 | Bobby Johnson, DB | 3 | 16 |
| 1973 | Lynn Carson, DB | 5 | 65 |
| 1974 | Dennis Smith, DB | 6 | 47 |
| 1975 | Peanut Martin, CB | 2 | 9 |
| 1976 | Randy Scott, LB | 2 | 6 |
| 1977 | Steve Ryan, CB | 6 | 67 |
| 1978 | Rex Varn, SS | 4 | 148 |
| 1979 | Terry Kinard, FS | 3 | 93 |
| 1980 | Eddie Geathers, CB | 3 | 20 |
| 1981 | Terry Kinard, FS | 6 | 51 |
| 1982 | Johnny Rembert, LB | 6 | 128 |
| 1983 | Ty Davis, CB | 4 | 21 |
| 1984 | Terence Mack, OLB | 3 | 28 |
| 1985 | Kenny Danforth, SS | 2 | 24 |
| 1986 | Delton Hall, CB | 4 | 121 |
| 1987 | Donnell Woolford, CB | 5 | 0 |
| 1988 | Gene Beasley, SS | 3 | 27 |
| 1989 | Robert O'Neal, FS | 8 | 96 |
| 1990 | Dexter Davis, CB | 6 | 32 |
| 1991 | Tyron Mouzon, SS | 3 | 18 |
| 1992 | Darnell Stephens, SS | 3 | 55 |
| 1993 | Dexter McCleon, CB/QB | 3 | 14 |
| 1994 | Dexter McCleon, CB | 4 | 27 |
| 1995 | Brian Dawkins, SS | 6 | 55 |
| 1996 | Peter Ford, CB | 2 | 66 |
| 1997 | Antwan Edwards, CB | 4 | 81 |
| 1998 | Antwan Edwards, CB | 2 | 56 |
| 1999 | Robert Carswell, FS | 6 | 72 |
| 2000 | Alex Ardley, CB | 6 | 61 |
| 2001 | Charles Hafley, SS | 4 | 2 |
| 2002 | Justin Miller, CB | 8 | 50 |
| 2003 | Jamaal Fudge, ROV | 4 | 66 |
| 2004 | Jamaal Fudge, ROV | 3 | 55 |
| 2005 | C.J. Gaddis, CB | 3 | 36 |
| 2006 | Crezdon Butler, CB | 3 | 35 |

Note: Leaders based on number of interceptions. Ties broken by return yards gained.

Punting Average

| Year | Player | Punts | Yards | Avg. |
|------|------------------|-------|-------|------|
| 1938 | Bob Bailey | 44 | 1631 | 37.1 |
| 1939 | Banks McFadden | 65 | 2828 | 43.5 |
| 1940 | Chippy Maness | 51 | 1989 | 39.0 |
| 1941 | Booty Payne | 47 | 1931 | 41.1 |
| 1942 | Butch Butler | 73 | 2679 | 36.7 |
| 1943 | Butch Butler | 32 | 1316 | 41.1 |
| 1944 | Sid Tinsley | 52 | 2070 | 39.8 |
| 1945 | Butch Butler | 50 | 1864 | 37.3 |
| 1946 | Gerald Leverman | 30 | 1067 | 35.5 |
| 1947 | Bobby Gage | 52 | 2054 | 39.5 |
| 1948 | Bobby Gage | 37 | 1317 | 35.6 |
| 1949 | Jackie Calvert | 26 | 1087 | 41.8 |
| 1950 | Billy Hair | 18 | 610 | 33.9 |
| 1951 | Billy Hair | 39 | 632 | 29.7 |
| 1952 | Jack Shown | 55 | 2073 | 37.7 |
| 1953 | Don King | 18 | 668 | 37.1 |
| 1954 | Joe Pagliei | 26 | 955 | 36.7 |
| 1955 | Joe Pagliei | 20 | 782 | 39.1 |
| 1956 | Charlie Bussey | 39 | 1410 | 36.1 |
| 1957 | Charlie Horne | 22 | 695 | 31.6 |
| 1958 | Bill Mathis | 22 | 787 | 35.8 |
| 1959 | Lowndes Shingler | 24 | 858 | 35.8 |
| 1960 | Eddie Werntz | 38 | 1376 | 36.2 |
| 1961 | Eddie Werntz | 56 | 2249 | 40.2 |
| 1962 | Eddie Werntz | 41 | 1667 | 40.7 |
| 1963 | Hugh Mauldin | 37 | 1157 | 31.3 |



Antwan Edwards led the Tigers in interceptions in back-to-back seasons (1997,98).

| | | | | |
|------|------------------|----|------|------|
| 1964 | Don Barfield | 60 | 2191 | 36.5 |
| 1965 | Don Barfield | 62 | 2503 | 40.4 |
| 1966 | Don Barfield | 55 | 2132 | 38.7 |
| 1967 | Sammy Cain | 64 | 2423 | 37.9 |
| 1968 | Sammy Cain | 60 | 2235 | 37.3 |
| 1969 | Sammy Cain | 48 | 1785 | 37.3 |
| 1970 | Jack Anderson | 35 | 1434 | 41.0 |
| 1971 | Tony Anderson | 73 | 2714 | 37.2 |
| 1972 | Tony Anderson | 71 | 2724 | 38.4 |
| 1973 | Mitch Tyner | 61 | 2552 | 41.8 |
| 1974 | Mitch Tyner | 66 | 2649 | 40.1 |
| 1975 | Richard Holliday | 31 | 1083 | 35.0 |
| 1976 | Mike O'Cain | 55 | 2110 | 38.4 |
| 1977 | David Sims | 64 | 2462 | 38.7 |
| 1978 | David Sims | 50 | 2010 | 40.2 |
| 1979 | David Sims | 79 | 3468 | 43.9 |
| 1980 | Richard Hendley | 52 | 2001 | 38.5 |
| 1981 | Dale Hatcher | 44 | 1908 | 43.4 |
| 1982 | Dale Hatcher | 46 | 1871 | 40.7 |
| 1983 | Dale Hatcher | 47 | 2051 | 43.6 |
| 1984 | Dale Hatcher | 54 | 2361 | 43.7 |
| 1985 | Andy Newell | 57 | 2276 | 39.9 |
| 1986 | Bill Spiers | 59 | 2310 | 39.2 |
| 1987 | Rusty Seyle | 53 | 2011 | 37.9 |
| 1988 | Chris Gardocki | 45 | 1924 | 42.8 |
| 1989 | Chris Gardocki | 48 | 2062 | 43.0 |
| 1990 | Chris Gardocki | 58 | 2580 | 44.5 |
| 1991 | Chuck Lynch | 58 | 2146 | 37.0 |
| 1992 | Nelson Welch | 63 | 2525 | 40.1 |
| 1993 | Nelson Welch | 41 | 1579 | 38.5 |
| 1994 | Nelson Welch | 76 | 2980 | 39.2 |
| 1995 | Chris McNally | 50 | 2136 | 42.7 |
| 1996 | Kevin Laird | 69 | 2568 | 37.2 |
| 1997 | Kevin Laird | 67 | 2865 | 42.8 |
| 1998 | Kevin Laird | 75 | 3114 | 41.5 |
| 1999 | Ryan Romano | 65 | 2594 | 39.9 |
| 2000 | Jamie Somaini | 65 | 2552 | 39.3 |
| 2001 | Wynn Kopp | 48 | 1848 | 38.5 |
| 2002 | Wynn Kopp | 63 | 2340 | 37.1 |
| 2003 | Cole Chason | 58 | 2238 | 38.6 |
| 2004 | Cole Chason | 66 | 2656 | 40.2 |
| 2005 | Cole Chason | 50 | 1822 | 36.4 |
| 2006 | Cole Chason | 50 | 2064 | 41.3 |

Note: Leaders based on 3.6 punts per game or largest number of punts that season if no one attempted 3.6 per game.



Individual Season Bests

Rushing Yards

| Rk | Player | Year | Rush | Yards | Avg. |
|-----|--------------------|-------------|------------|-------------|------------|
| 1. | Raymond Priester | 1996 | 257 | 1345 | 5.2 |
| 2. | Raymond Priester | 1995 | 238 | 1322 | 5.6 |
| 3. | Terrence Flagler | 1986 | 192 | 1258 | 6.6 |
| 4. | Kenny Flowers | 1985 | 227 | 1200 | 5.3 |
| 5. | Terry Allen | 1988 | 216 | 1192 | 5.5 |
| 6. | James Davis | 2006 | 203 | 1187 | 5.8 |
| 7. | Cliff Austin | 1982 | 197 | 1064 | 5.4 |
| 8. | Woodrow Dantzler | 2001 | 221 | 1061 | 4.8 |
| 9. | Buddy Gore | 1967 | 230 | 1045 | 4.5 |
| 10. | Woodrow Dantzler | 2000 | 190 | 1028 | 5.4 |
| 11. | Travis Zachery | 2000 | 206 | 1027 | 5.0 |
| 12. | Lester Brown | 1978 | 202 | 1022 | 5.1 |

Rushing Yards Per Game

| Rk | Player | Year | GP | Yards | Y/G |
|-----|--------------------|-------------|-----------|-------------|-------------|
| 1. | Raymond Priester | 1996 | 12 | 1345 | 112.1 |
| 2. | Raymond Priester | 1995 | 12 | 1322 | 110.2 |
| 3. | Cliff Austin | 1982 | 10 | 1064 | 106.4 |
| 4. | Terrence Flagler | 1986 | 12 | 1258 | 104.8 |
| 5. | Buddy Gore | 1967 | 10 | 1045 | 104.5 |
| 6. | Kenny Flowers | 1985 | 12 | 1200 | 100.0 |
| 7. | Terry Allen | 1988 | 12 | 1192 | 99.3 |
| 8. | Ray Yaeger | 1969 | 10 | 968 | 96.8 |
| 9. | James Davis | 2006 | 13 | 1187 | 91.3 |
| 10. | Terry Allen | 1987 | 11 | 973 | 88.5 |

Note: Minimum 75 percent of games.

Yards Per Rush

| Rk | Player | Year | Rush-Yds | Avg. |
|-----|---------------------|-------------|----------------|-------------|
| 1. | Billy Hair | 1950 | 71-525 | 7.39 |
| 2. | C.J. Spiller | 2006 | 129-938 | 7.27 |
| 3. | Ronald Williams | 1991 | 82-585 | 7.13 |
| 4. | Terrence Flagler | 1986 | 192-1258 | 6.55 |
| 5. | Jackie Calvert | 1950 | 105-663 | 6.31 |
| 6. | Ray Mathews | 1949 | 118-728 | 6.17 |
| 7. | Hal Davis | 1984 | 87-533 | 6.13 |
| 8. | Shad Bryant | 1939 | 84-508 | 6.05 |
| 9. | Banks McFadden | 1939 | 78-468 | 6.01 |
| 10. | Joe Pagliei | 1955 | 80-476 | 5.95 |

Note: Minimum 400 yards.

Pass Attempts

| Rk | Player | Year | Yards | Pct. | Co. | Att. |
|----|--------------------|------|-------|------|-----|------|
| 1. | Charlie Whitehurst | 2003 | 3561 | 61.9 | 288 | 465 |
| 2. | Charlie Whitehurst | 2004 | 2067 | 50.7 | 177 | 349 |
| 3. | Charlie Whitehurst | 2005 | 2483 | 67.4 | 229 | 340 |
| 4. | Woodrow Dantzler | 2001 | 2578 | 60.8 | 203 | 334 |
| 5. | Will Proctor | 2006 | 2353 | 60.2 | 183 | 304 |
| 6. | Nealon Greene | 1997 | 2212 | 62.1 | 180 | 290 |
| 7. | Brandon Streeter | 1998 | 1948 | 53.2 | 150 | 282 |
| 8. | Tommy Kendrick | 1970 | 1407 | 49.8 | 133 | 267 |
| 9. | Woodrow Dantzler | 2000 | 1871 | 56.1 | 137 | 244 |
| | Willie Simmons | 2002 | 1559 | 58.2 | 142 | 244 |

Pass Completions

| Rk | Player | Year | Yards | Pct. | Att. | Co. |
|-----|--------------------|------|-------|------|------|-----|
| 1. | Charlie Whitehurst | 2003 | 3561 | 61.9 | 465 | 288 |
| 2. | Charlie Whitehurst | 2005 | 2483 | 67.4 | 340 | 229 |
| 3. | Woodrow Dantzler | 2001 | 2578 | 60.8 | 334 | 203 |
| 4. | Will Proctor | 2006 | 2353 | 60.2 | 304 | 183 |
| 5. | Nealon Greene | 1997 | 2212 | 62.1 | 290 | 180 |
| 6. | Charlie Whitehurst | 2004 | 2067 | 50.7 | 349 | 177 |
| 7. | Brandon Streeter | 1998 | 1948 | 53.2 | 282 | 150 |
| 8. | Willie Simmons | 2002 | 1559 | 58.2 | 244 | 142 |
| 9. | Woodrow Dantzler | 2000 | 1871 | 56.1 | 244 | 137 |
| 10. | Brandon Streeter | 1999 | 1466 | 63.1 | 214 | 135 |

Passing Yards

| Rk | Player | Year | Att. | Co. | Pct. | Yards |
|----|--------------------|------|------|-----|------|-------|
| 1. | Charlie Whitehurst | 2003 | 465 | 288 | 61.9 | 3561 |
| 2. | Woodrow Dantzler | 2001 | 334 | 203 | 60.8 | 2578 |
| 3. | Charlie Whitehurst | 2005 | 340 | 229 | 67.4 | 2483 |
| 4. | Will Proctor | 2006 | 304 | 183 | 60.2 | 2353 |
| 5. | Nealon Greene | 1997 | 290 | 180 | 62.1 | 2212 |
| 6. | Charlie Whitehurst | 2004 | 349 | 177 | 50.7 | 2067 |
| 7. | Brandon Streeter | 1998 | 282 | 150 | 53.2 | 1948 |
| 8. | Woodrow Dantzler | 2000 | 244 | 137 | 56.1 | 1871 |

| | | | | | | |
|-----|--------------|------|-----|-----|------|------|
| 9. | Steve Fuller | 1977 | 205 | 106 | 51.7 | 1655 |
| 10. | Homer Jordan | 1981 | 196 | 107 | 54.6 | 1630 |

Passing Yards Per Game

| Rk | Player | Year | G | Co. | Att. | Yds | Y/G |
|-----|--------------------|------|----|-----|------|------|-------|
| 1. | Charlie Whitehurst | 2003 | 13 | 288 | 465 | 3561 | 273.9 |
| 2. | Charlie Whitehurst | 2005 | 11 | 229 | 340 | 2483 | 225.7 |
| 3. | Woodrow Dantzler | 2001 | 12 | 203 | 334 | 2578 | 214.8 |
| 4. | Charlie Whitehurst | 2004 | 11 | 177 | 349 | 2067 | 187.9 |
| 5. | Nealon Greene | 1997 | 12 | 180 | 290 | 2212 | 184.3 |
| 6. | Brandon Streeter | 1999 | 8 | 135 | 214 | 1466 | 183.3 |
| 7. | Will Proctor | 2006 | 13 | 183 | 304 | 2353 | 181.0 |
| 8. | Brandon Streeter | 1998 | 11 | 150 | 282 | 1948 | 177.1 |
| 9. | Charlie Whitehurst | 2002 | 9 | 123 | 214 | 1554 | 172.7 |
| 10. | Woodrow Dantzler | 2000 | 12 | 137 | 244 | 1871 | 155.9 |

Passing Efficiency

| Rk | Player | Year | Co. | Att. | Yds | TD | I | Eff. |
|-----|--------------------|------|-----|------|------|----|----|-------|
| 1. | Willie Jordan | 1975 | 40 | 73 | 728 | 5 | 1 | 158.3 |
| 2. | Harvey White | 1957 | 46 | 95 | 841 | 11 | 3 | 154.6 |
| 3. | Mike Eppey | 1983 | 99 | 166 | 1410 | 13 | 9 | 146.0 |
| 4. | Mark Fellers | 1974 | 42 | 92 | 783 | 10 | 5 | 143.1 |
| 5. | Chris Morocco | 1989 | 79 | 134 | 1131 | 6 | 2 | 141.7 |
| 6. | Woodrow Dantzler | 2001 | 203 | 334 | 2578 | 21 | 11 | 139.8 |
| 7. | Nealon Greene | 1997 | 180 | 290 | 2212 | 16 | 9 | 138.1 |
| 8. | Charlie Whitehurst | 2003 | 288 | 465 | 3561 | 21 | 13 | 135.6 |
| 9. | Will Proctor | 2006 | 183 | 304 | 2353 | 16 | 11 | 135.3 |
| 10. | Charlie Whitehurst | 2005 | 229 | 340 | 2483 | 11 | 10 | 133.5 |

Note: Minimum 70 attempts.


Completion Percentage

| Rk | Player | Year | Co. | Att. | Yards | Pct. |
|-----|--------------------|------|-----|------|-------|------|
| 1. | Charlie Whitehurst | 2005 | 229 | 340 | 2483 | 67.4 |
| 2. | Brandon Streeter | 1999 | 135 | 214 | 1466 | 63.1 |
| 3. | Nealon Greene | 1997 | 180 | 290 | 2212 | 62.1 |
| 4. | Charlie Whitehurst | 2003 | 288 | 465 | 3561 | 61.9 |
| 5. | Woodrow Dantzler | 2001 | 203 | 334 | 2578 | 60.8 |
| 6. | Will Proctor | 2006 | 183 | 304 | 2353 | 60.2 |
| 7. | Mike Eppey | 1983 | 99 | 166 | 1410 | 59.6 |
| 8. | Chris Morocco | 1989 | 79 | 134 | 1131 | 59.0 |
| 9. | Joe Berry | 1935 | 42 | 72 | 422 | 58.3 |
| 10. | Willie Simmons | 2002 | 142 | 244 | 1559 | 58.2 |

Note: Minimum 70 attempts.

Touchdown Passes

| Rk | Player | Year | Co. | Att. | Yards | TD |
|----|--------------------|------|-----|------|-------|----|
| 1. | Woodrow Dantzler | 2001 | 203 | 334 | 2578 | 21 |
| | Charlie Whitehurst | 2003 | 288 | 465 | 3561 | 21 |
| 3. | Nealon Greene | 1997 | 180 | 290 | 2212 | 16 |
| | Will Proctor | 2006 | 183 | 304 | 2353 | 16 |
| 5. | Mike Eppey | 1984 | 116 | 213 | 1494 | 14 |
| 6. | Mike Eppey | 1983 | 99 | 166 | 1410 | 13 |
| | Brandon Streeter | 1998 | 150 | 282 | 1948 | 13 |
| 8. | Bobby Gage | 1948 | 44 | 105 | 887 | 11 |



Willie Jordan still holds the Tiger single-season record for highest passing efficiency. He had a 158.3 rating in the 1975 season.

| | | | | | |
|--------------------|------|-----|-----|------|----|
| Woodrow Dantzler | 2000 | 137 | 244 | 1871 | 11 |
| Charlie Whitehurst | 2005 | 229 | 340 | 2483 | 11 |

Total Offense

| Rk | Player | Year | Rush | Pass | Total |
|-----|--------------------|------|------|------|-------|
| 1. | Woodrow Dantzler | 2001 | 1061 | 2578 | 3639 |
| 2. | Charlie Whitehurst | 2003 | 49 | 3561 | 3610 |
| 3. | Woodrow Dantzler | 2000 | 1028 | 1871 | 2899 |
| 4. | Nealon Greene | 1997 | 345 | 2212 | 2557 |
| 5. | Charlie Whitehurst | 2005 | 26 | 2483 | 2509 |
| 6. | Will Proctor | 2006 | 85 | 2353 | 2438 |
| 7. | Steve Fuller | 1978 | 649 | 1515 | 2164 |
| 8. | Homer Jordan | 1981 | 486 | 1630 | 2116 |
| 9. | Charlie Whitehurst | 2004 | 43 | 2067 | 2110 |
| 10. | Woodrow Dantzler | 1999 | 588 | 1506 | 2094 |

Total Offense Per Game

| Rk | Player | Year | G | Rush | Pass | Total | Y/G |
|-----|--------------------|------|----|------|------|-------|-------|
| 1. | Woodrow Dantzler | 2001 | 12 | 1061 | 2578 | 3639 | 303.3 |
| 2. | Charlie Whitehurst | 2003 | 13 | 49 | 3561 | 3610 | 277.7 |
| 3. | Woodrow Dantzler | 2000 | 12 | 1028 | 1871 | 2899 | 241.6 |
| 4. | Charlie Whitehurst | 2005 | 11 | 26 | 2483 | 2509 | 228.1 |
| 5. | Nealon Greene | 1997 | 12 | 345 | 2212 | 2257 | 213.1 |
| 6. | Woodrow Dantzler | 1999 | 10 | 588 | 1506 | 2094 | 209.4 |
| 7. | Charlie Whitehurst | 2004 | 11 | 43 | 2067 | 2110 | 191.8 |
| 8. | Brandon Streeter | 1999 | 8 | 37 | 1466 | 1503 | 187.9 |
| 9. | Will Proctor | 2006 | 13 | 85 | 2353 | 2438 | 187.5 |
| 10. | Steve Fuller | 1978 | 12 | 649 | 1515 | 2164 | 180.3 |

All-Purpose Yards

| Rk | Player | Year | Rush | Rec. | PR | KOR | Total |
|-----|---------------------|-------------|------------|------------|-----------|------------|-------------|
| 1. | Derrick Hamilton | 2002 | 208 | 602 | 377 | 696 | 1883 |
| 2. | Tony Horne | 1997 | 7 | 907 | 332 | 536 | 1782 |
| 3. | Derrick Hamilton | 2003 | 111 | 1026 | 218 | 380 | 1735 |
| 4. | Raymond Priester | 1996 | 1345 | 115 | ---- | ---- | 1460 |
| 5. | Terrence Flagler | 1986 | 1258 | 188 | ---- | ---- | 1446 |
| 6. | Antwuan Wyatt | 1995 | 34 | 683 | 249 | 452 | 1418 |
| 7. | C.J. Spiller | 2006 | 938 | 210 | 33 | 234 | 1415 |
| 8. | Raymond Priester | 1995 | 1322 | 74 | ---- | ---- | 1396 |
| 9. | Travis Zachery | 2000 | 1027 | 313 | 30 | ---- | 1370 |
| 10. | Ray Mathews | 1948 | 646 | 379 | 184 | 134 | 1343 |

Receptions

| Rk | Player | Year | GP | Yards | Avg. | Rec. |
|----|------------------|------|----|-------|------|------|
| 1. | Rod Gardner | 1999 | 12 | 1084 | 13.6 | 80 |
| 2. | Tony Horne | 1997 | 12 | 907 | 13.0 | 70 |
| | Kevin Youngblood | 2003 | 13 | 897 | 12.8 | 70 |
| 4. | Chansi Stuckey | 2005 | 12 | 770 | 12.0 | 64 |
| 5. | Derrick Hamilton | 2003 | 13 | 1026 | 16.5 | 62 |
| 6. | Airese Currie | 2004 | 11 | 868 | 14.2 | 61 |
| 7. | Brian Wofford | 1999 | 12 | 793 | 13.2 | 60 |
| 8. | Kevin Youngblood | 2002 | 13 | 591 | 10.0 | 59 |
| 9. | Jerry Butler | 1978 | 12 | 908 | 15.7 | 58 |
| | Rod Gardner | 2000 | 12 | 1050 | 18.1 | 58 |

Reception Yards

| Rk | Player | Year | GP | Rec. | Avg. | Yds |
|-----|------------------|------|----|------|------|------|
| 1. | Rod Gardner | 1999 | 12 | 80 | 13.6 | 1084 |
| 2. | Rod Gardner | 2000 | 12 | 58 | 18.1 | 1050 |
| 3. | Derrick Hamilton | 2003 | 13 | 62 | 16.5 | 1026 |
| 4. | Perry Tuttle | 1980 | 11 | 53 | 17.3 | 915 |
| 5. | Jerry Butler | 1978 | 12 | 58 | 15.7 | 908 |
| 6. | Tony Horne | 1997 | 12 | 70 | 13.0 | 907 |
| 7. | Kevin Youngblood | 2003 | 13 | 70 | 12.8 | 897 |
| 8. | Perry Tuttle | 1981 | 12 | 52 | 17.0 | 883 |
| 9. | Airese Currie | 2004 | 11 | 61 | 14.2 | 868 |
| 10. | Terry Smith | 1991 | 12 | 52 | 15.9 | 829 |

Touchdown Receptions

| Rk | Player | Year | GP | Rec. | Yards | Avg. | TD |
|----|-------------------|------|----|------|-------|------|----|
| 1. | Derrick Hamilton | 2003 | 13 | 62 | 1026 | 16.5 | 10 |
| 2. | Perry Tuttle | 1981 | 12 | 52 | 833 | 17.0 | 8 |
| | Terrance Roulhac | 1984 | 11 | 26 | 512 | 19.7 | 8 |
| | Tony Horne | 1997 | 12 | 70 | 907 | 13.0 | 8 |
| 5. | Bennie Cunningham | 1974 | 11 | 24 | 391 | 16.3 | 7 |
| | Glenn Smith | 1951 | 10 | 39 | 632 | 16.2 | 7 |
| | Rod Gardner | 2000 | 12 | 58 | 1050 | 18.1 | 7 |
| 8. | Glenn Smith | 1950 | 10 | 22 | 498 | 22.6 | 6 |
| | Terry Smith | 1991 | 12 | 52 | 829 | 15.9 | 6 |

Individual Season Bests



Receptions Per Game

| Rk | Player | Year | GP | Rec. | Rec./G |
|----|------------------|------|----|------|--------|
| 1. | Rod Gardner | 1999 | 12 | 80 | 6.75 |
| 2. | Tony Horne | 1997 | 12 | 70 | 5.83 |
| 3. | Airese Currie | 2004 | 11 | 61 | 5.55 |
| 4. | Kevin Youngblood | 2003 | 13 | 70 | 5.38 |
| 5. | Chansi Stuckey | 2005 | 12 | 64 | 5.33 |
| 6. | Brian Wofford | 1999 | 12 | 60 | 5.00 |
| | Chansi Stuckey | 2006 | 10 | 50 | 5.00 |
| 8. | Charlie Waters | 1969 | 9 | 44 | 4.89 |
| 9. | Jerry Butler | 1978 | 12 | 58 | 4.83 |
| | Rod Gardner | 2000 | 12 | 58 | 4.83 |

Yards Per Reception

| Rk | Player | Year | Rec-Yards | Avg. |
|-----|----------------|------|-----------|------|
| 1. | Gary Cooper | 1988 | 13-417 | 32.1 |
| 2. | Whitey Jordan | 1957 | 12-369 | 30.7 |
| 3. | Don Kelley | 1971 | 18-505 | 28.1 |
| 4. | Ray Mathews | 1948 | 14-379 | 27.1 |
| 5. | Glenn Smith | 1950 | 22-498 | 22.6 |
| 6. | Joe Pagliei | 1955 | 10-223 | 22.3 |
| 7. | Craig Brantley | 1975 | 22-475 | 21.6 |
| 8. | Joe Blalock | 1939 | 15-322 | 21.5 |
| 9. | Joe Blalock | 1940 | 10-211 | 21.1 |
| 10. | Terry Smith | 1993 | 38-776 | 20.4 |

Note: Minimum 10 receptions.

Total Touchdowns

| Rk | Player | Year | Rush | Rec. | Ret. | TD |
|----|--------------------|-------------|-----------|----------|----------|-----------|
| 1. | Travis Zachery | 2000 | 13 | 5 | 0 | 18 |
| 2. | Lester Brown | 1978 | 17 | 0 | 0 | 17 |
| | James Davis | 2006 | 17 | 0 | 0 | 17 |
| 4. | Travis Zachery | 1999 | 16 | 0 | 0 | 16 |
| 5. | Fred Cone | 1950 | 14 | 1 | 0 | 15 |
| | Emory Smith | 1995 | 14 | 1 | 0 | 15 |
| 7. | Cliff Austin | 1982 | 14 | 0 | 0 | 14 |
| 8. | Kenny Flowers | 1985 | 13 | 0 | 0 | 13 |
| | Terrence Flagler | 1986 | 10 | 3 | 0 | 13 |
| | Woodrow Dantzler | 2000 | 13 | 0 | 0 | 13 |

Punting Average

| Rk | Player | Year | Punts | Yards | Avg. |
|-----|----------------|------|-------|-------|-------|
| 1. | Chris Gardocki | 1990 | 58 | 2580 | 44.48 |
| 2. | David Sims | 1979 | 79 | 3468 | 43.76 |
| 3. | Dale Hatcher | 1984 | 54 | 2361 | 43.72 |
| 4. | Dale Hatcher | 1983 | 47 | 2051 | 43.56 |
| 5. | Banks McFadden | 1939 | 65 | 2828 | 43.51 |
| 6. | Dale Hatcher | 1981 | 44 | 1908 | 43.36 |
| 7. | Chris Gardocki | 1989 | 48 | 2062 | 42.96 |
| 8. | Kevin Laird | 1997 | 67 | 2865 | 42.76 |
| 9. | Chris Gardocki | 1988 | 45 | 1924 | 42.76 |
| 10. | Chris McNally | 1995 | 50 | 2136 | 42.72 |


Kickoff Return Yards

| Rk | Player | Year | KOR | Avg. | Yards |
|-----|------------------|------|-----|------|-------|
| 1. | Derrick Hamilton | 2002 | 32 | 21.8 | 696 |
| 2. | Justin Miller | 2004 | 20 | 33.1 | 661 |
| 3. | Andre Humphrey | 1993 | 29 | 22.9 | 663 |
| 4. | Brian Mance | 2001 | 25 | 23.5 | 588 |
| 5. | Terrence Roulhac | 1986 | 18 | 32.1 | 578 |
| 6. | Bob Bosler | 1970 | 28 | 20.3 | 568 |
| 7. | Willie Scott | 1975 | 26 | 20.8 | 541 |
| 8. | John Shields | 1969 | 25 | 21.6 | 539 |
| 9. | Tony Horne | 1997 | 19 | 28.2 | 536 |
| 10. | David Thomas | 1972 | 23 | 22.7 | 522 |

Kickoff Return Average

| Rk | Player | Year | KOR | Yards | Avg. |
|-----|--------------------|-------------|-----------|------------|-------------|
| 1. | Justin Miller | 2002 | 13 | 456 | 35.1 |
| 2. | Derrick Hamilton | 2003 | 11 | 380 | 34.5 |
| 3. | Justin Miller | 2004 | 20 | 661 | 33.1 |
| 4. | Jacoby Ford | 2006 | 13 | 426 | 32.8 |
| 5. | Terrence Roulhac | 1986 | 18 | 578 | 32.1 |
| 6. | Derrick Hamilton | 2001 | 15 | 476 | 31.7 |
| 7. | Doug Thomas | 1990 | 11 | 333 | 30.3 |
| 8. | Bill Mathis | 1959 | 10 | 294 | 29.4 |
| 9. | Joe Henderson | 1987 | 14 | 407 | 29.1 |
| 10. | Tony Horne | 1997 | 19 | 536 | 28.2 |

Note: Minimum 10 returns.



James Davis totaled 17 touchdowns in 2006, tied for second-most in school history.

Punt Return Yards

| Rk | Player | Year | PR | Avg. | Yards |
|-----|------------------|------|----|------|-------|
| 1. | Shad Bryant | 1938 | 27 | 18.0 | 487 |
| 2. | Don Kelley | 1970 | 24 | 16.2 | 389 |
| 3. | Derrick Hamilton | 2002 | 35 | 10.8 | 377 |
| 4. | Darnell Stephens | 1991 | 29 | 12.5 | 362 |
| 5. | Donnell Woolford | 1987 | 23 | 15.0 | 345 |
| 6. | Justin Miller | 2004 | 26 | 13.0 | 339 |
| 7. | Tony Horne | 1997 | 32 | 10.4 | 332 |
| 8. | Willie Jordan | 1977 | 33 | 9.1 | 300 |
| 9. | James Lott | 1987 | 24 | 12.1 | 290 |
| 10. | Joe Don Reames | 2000 | 23 | 12.2 | 281 |

Punt Return Average

| Rk | Player | Year | PR | Yards | Avg. |
|-----|------------------|------|----|-------|------|
| 1. | Brian Mance | 2000 | 6 | 192 | 32.0 |
| 2. | Elmo Lam | 1961 | 8 | 179 | 22.4 |
| 3. | Joe Pagliei | 1954 | 7 | 134 | 19.1 |
| 4. | Harry Pavilack | 1960 | 6 | 112 | 18.7 |
| 5. | Shad Bryant | 1938 | 27 | 487 | 18.0 |
| 6. | Bobby Gage | 1948 | 12 | 203 | 16.9 |
| 7. | Jeff Siepe | 1971 | 9 | 148 | 16.4 |
| 8. | Don Kelley | 1970 | 24 | 389 | 16.2 |
| 9. | Jackie Calvert | 1950 | 14 | 225 | 16.1 |
| 10. | Donnell Woolford | 1987 | 23 | 345 | 15.0 |

Note: Minimum five returns.

Field Goals Made

| Rk | Player | Year | Pct. | Att. | Made |
|----|-----------------|------|------|------|------|
| 1. | Jad Dean | 2005 | 77.4 | 31 | 24 |
| 2. | Obed Ariri | 1980 | 76.7 | 30 | 23 |
| 3. | Chris Gardocki | 1989 | 75.9 | 29 | 22 |
| | Chris Gardocki | 1990 | 78.6 | 28 | 22 |
| | Nelson Welch | 1992 | 78.6 | 28 | 22 |
| 6. | Chris Gardocki | 1988 | 59.4 | 32 | 19 |
| | Nelson Welch | 1991 | 67.9 | 28 | 19 |
| 8. | Bob Paulling | 1983 | 90.0 | 20 | 18 |
| | David Treadwell | 1987 | 81.8 | 22 | 18 |
| | Aaron Hunt | 2003 | 69.2 | 26 | 18 |

Field Goals Attempted

| Rk | Player | Year | Made | Pct. | Att. |
|----|----------------|------|------|------|------|
| 1. | Chris Gardocki | 1988 | 19 | 59.4 | 32 |
| 2. | Jad Dean | 2005 | 24 | 77.4 | 31 |
| 3. | Obed Ariri | 1980 | 23 | 76.7 | 30 |
| 4. | Chris Gardocki | 1989 | 22 | 75.9 | 29 |
| 5. | Chris Gardocki | 1990 | 22 | 78.6 | 28 |
| | Nelson Welch | 1991 | 19 | 67.9 | 28 |
| | Nelson Welch | 1992 | 22 | 78.6 | 28 |
| 8. | Aaron Hunt | 2003 | 18 | 69.2 | 26 |
| 9. | Eddie Seigler | 1972 | 11 | 44.0 | 25 |
| | Obed Ariri | 1978 | 14 | 56.0 | 25 |

Extra Points Made

| Rk | Player | Year | Att. | Pct. | Made |
|----|-------------------|------|------|-------|------|
| 1. | Jad Dean | 2006 | 50 | 92.0 | 46 |
| 2. | Aaron Hunt | 2000 | 47 | 95.7 | 45 |
| 3. | Obed Ariri | 1978 | 46 | 95.7 | 44 |
| 4. | Aaron Hunt | 2001 | 45 | 97.8 | 44 |
| 5. | Donald Igwebuike | 1984 | 41 | 100.0 | 41 |
| | Chris Gardocki | 1989 | 41 | 100.0 | 41 |
| 7. | Charles Radcliffe | 1950 | 47 | 80.9 | 38 |
| | Aaron Hunt | 2003 | 42 | 90.5 | 38 |
| 9. | Aaron Hunt | 2002 | 38 | 97.4 | 37 |

Extra Points Attempted

| Rk | Player | Year | Made | Pct. | Att. |
|----|-------------------|------|------|-------|------|
| 1. | Jad Dean | 2006 | 46 | 92.0 | 50 |
| 2. | Charles Radcliffe | 1950 | 38 | 80.9 | 47 |
| | Aaron Hunt | 2000 | 45 | 95.7 | 47 |
| 4. | Obed Ariri | 1978 | 44 | 95.7 | 46 |
| | Aaron Hunt | 2001 | 45 | 97.8 | 46 |
| 6. | Aaron Hunt | 2003 | 38 | 90.5 | 42 |
| 7. | Donald Igwebuike | 1984 | 41 | 100.0 | 41 |
| | Chris Gardocki | 1989 | 41 | 100.0 | 41 |
| 9. | Rusty Seyle | 1988 | 35 | 92.1 | 38 |
| | Aaron Hunt | 2002 | 37 | 97.4 | 38 |

Kick Scoring

| Rk | Player | Year | FG-FGA | PAT | TP |
|----|------------------|------|--------|-------|-----|
| 1. | Chris Gardocki | 1989 | 22-29 | 41-41 | 107 |
| 2. | Jad Dean | 2005 | 24-31 | 34-35 | 106 |
| 3. | Chris Gardocki | 1990 | 22-28 | 30-30 | 96 |
| 4. | Aaron Hunt | 2003 | 18-26 | 38-42 | 92 |
| 5. | Jad Dean | 2006 | 15-22 | 46-50 | 91 |
| 6. | Bob Paulling | 1983 | 18-20 | 36-37 | 90 |
| 7. | Donald Igwebuike | 1984 | 16-17 | 41-41 | 89 |
| | Nelson Welch | 1992 | 22-28 | 23-25 | 89 |
| 9. | Nelson Welch | 1991 | 19-28 | 31-35 | 88 |
| | Aaron Hunt | 2002 | 17-22 | 37-38 | 88 |

Scoring

| Rk | Player | Year | TD | FG | PAT | TP |
|-----|--------------------|-------------|-----------|-----|-----|------------|
| 1. | Travis Zachery | 2000 | 18 | --- | --- | 108 |
| 2. | Chris Gardocki | 1989 | --- | 22 | 41 | 107 |
| 3. | Jad Dean | 2005 | --- | 24 | 34 | 106 |
| 4. | Lester Brown | 1978 | 17 | --- | --- | 102 |
| | James Davis | 2006 | 17 | --- | --- | 102 |
| 6. | Chris Gardocki | 1990 | --- | 22 | 30 | 96 |
| | Travis Zachery | 1999 | 16 | --- | --- | 96 |
| 8. | Fred Cone | 1950 | 15 | --- | 2 | 92 |
| | Aaron Hunt | 2003 | --- | 18 | 38 | 92 |
| 10. | Jad Dean | 2006 | --- | 15 | 46 | 91 |

Interceptions

| Rk | Player | Year | Yards | TD | Int. |
|----|-----------------|------|-------|----|------|
| 1. | Robert O'Neal | 1989 | 96 | 0 | 8 |
| | Justin Miller | 2002 | 50 | 0 | 8 |
| 3. | Fred Knoebel | 1951 | 29 | 0 | 7 |
| 4. | Dennis Smith | 1974 | 47 | 1 | 6 |
| | Steve Ryan | 1977 | 67 | 0 | 6 |
| | Terry Kinard | 1981 | 31 | 0 | 6 |
| | Terry Kinard | 1982 | 3 | 0 | 6 |
| | Johnny Rembert | 1982 | 128 | 1 | 6 |
| | Dexter Davis | 1990 | 32 | 1 | 6 |
| | Brian Dawkins | 1995 | 55 | 1 | 6 |
| | Robert Carswell | 1999 | 72 | 0 | 6 |
| | Alex Ardley | 2000 | 61 | 0 | 6 |
| | Brian Mance | 2002 | 1 | 0 | 6 |

Interception Return Yards

| Rk | Player | Year | TD | Int. | Yards |
|-----|------------------|------|----|------|-------|
| 1. | Don Kelley | 1970 | 1 | 3 | 156 |
| 2. | Rex Varn | 1978 | 1 | 4 | 148 |
| 3. | Jimmy Quarles | 1951 | 1 | 4 | 140 |
| 4. | Johnny Rembert | 1982 | 1 | 6 | 128 |
| 5. | Arlington Nunn | 1990 | 3 | 3 | 115 |
| | Leomont Evans | 1995 | 0 | 4 | 115 |
| 7. | Rex Varn | 1977 | 1 | 4 | 109 |
| 8. | George Usry | 1959 | 0 | 3 | 106 |
| 9. | Willie Underwood | 1980 | 1 | 2 | 101 |
| 10. | Robert O'Neal | 1989 | 0 | 8 | 96 |



Career Leaders

Rushing

Rushing Yards

| Rk | Player | Years | Att. | Avg. | TD | Yards |
|-----|---------------------|----------------|------------|-------------|-----------|-------------|
| 1. | Raymond Priester | 1994-97 | 805 | 4.93 | 21 | 3966 |
| 2. | Travis Zachery | 1998-01 | 691 | 4.43 | 41 | 3058 |
| 3. | Kenny Flowers | 1983-86 | 590 | 4.94 | 26 | 2914 |
| 4. | Terry Allen | 1987-89 | 523 | 5.31 | 28 | 2778 |
| 5. | Woodrow Dantzler | 1998-01 | 591 | 4.67 | 27 | 2761 |
| 6. | Buddy Gore | 1966-68 | 600 | 4.29 | 15 | 2571 |
| 7. | Ray Yaeger | 1968-70 | 555 | 4.39 | 16 | 2439 |
| 8. | Chuck McSwain | 1979-82 | 483 | 4.80 | 23 | 2320 |
| 9. | Stacey Driver | 1982-85 | 476 | 4.82 | 15 | 2293 |
| 10. | Ken Callicutt | 1973-77 | 492 | 4.59 | 11 | 2256 |
| 11. | Lester Brown | 1976-79 | 505 | 4.45 | 31 | 2228 |
| 12. | Rodney Blunt | 1989-93 | 508 | 4.28 | 13 | 2173 |
| 13. | Fred Cone | 1948-50 | 466 | 4.66 | 30 | 2172 |
| 14. | Terrence Flagler | 1982-86 | 379 | 5.70 | 17 | 2162 |
| 15. | Cliff Austin | 1978-82 | 423 | 5.06 | 27 | 2139 |
| 16. | James Davis | 2005-06 | 368 | 5.61 | 26 | 2066 |
| 17. | Joel Wells | 1954-56 | 383 | 5.06 | 16 | 1937 |
| 18. | Ray Mathews | 1947-50 | 331 | 5.70 | 20 | 1886 |
| 19. | Ronald Williams | 1990-92 | 326 | 5.60 | 13 | 1824 |
| 20. | Joe Henderson | 1987-89 | 356 | 4.92 | 16 | 1752 |
| 21. | Steve Fuller | 1975-78 | 535 | 3.20 | 22 | 1737 |
| 22. | Reggie Merriweather | 2003-06 | 331 | 4.87 | 20 | 1612 |
| 23. | Wesley McFadden | 1985-89 | 332 | 4.78 | 13 | 1587 |
| 24. | Billy Hair | 1950-52 | 321 | 4.92 | 15 | 1579 |
| | Tracy Johnson | 1985-88 | 377 | 4.19 | 23 | 1579 |

Rushing Touchdowns

| Rk | Player | Years | Att. | Yards | TD |
|-----|--------------------|----------------|------------|-------------|-----------|
| 1. | Travis Zachery | 1998-01 | 691 | 3058 | 41 |
| 2. | Lester Brown | 1976-79 | 505 | 2228 | 31 |
| 3. | Fred Cone | 1948-50 | 466 | 2172 | 30 |
| 4. | Terry Allen | 1987-89 | 523 | 2778 | 28 |
| 5. | Cliff Austin | 1978-82 | 423 | 2139 | 27 |
| | Woodrow Dantzler | 1998-01 | 591 | 2761 | 27 |
| 7. | Kenny Flowers | 1983-86 | 590 | 2914 | 26 |
| | James Davis | 2005-06 | 368 | 2066 | 26 |
| 9. | Emory Smith | 1993-96 | 358 | 1568 | 25 |
| 10. | Chuck McSwain | 1979-82 | 483 | 2320 | 23 |
| | Tracy Johnson | 1985-88 | 377 | 1579 | 23 |

Rushes

| Rk | Player | Years | Yards | Y/A | Att. |
|-----|------------------|---------|-------|------|------|
| 1. | Raymond Priester | 1994-97 | 3966 | 4.93 | 805 |
| 2. | Travis Zachery | 1998-01 | 3058 | 4.43 | 691 |
| 3. | Buddy Gore | 1966-68 | 2571 | 4.29 | 600 |
| 4. | Woodrow Dantzler | 1998-01 | 2761 | 4.67 | 591 |
| 5. | Kenny Flowers | 1983-86 | 2914 | 4.94 | 590 |
| 6. | Ray Yaeger | 1968-70 | 2439 | 4.39 | 555 |
| 7. | Steve Fuller | 1975-78 | 1737 | 3.20 | 535 |
| 8. | Terry Allen | 1987-89 | 2778 | 5.31 | 523 |
| 9. | Rodney Blunt | 1989-93 | 2173 | 4.28 | 508 |
| 10. | Lester Brown | 1976-79 | 2228 | 4.45 | 505 |

| | | | | | |
|-----|---------------|---------|------|------|-----|
| 11. | Ken Callicutt | 1973-77 | 2256 | 4.59 | 492 |
| 12. | Chuck McSwain | 1979-82 | 2320 | 4.80 | 483 |
| 13. | Stacey Driver | 1982-85 | 2292 | 4.82 | 476 |
| 14. | Fred Cone | 1948-50 | 2172 | 4.66 | 466 |
| 15. | Cliff Austin | 1978-82 | 2139 | 5.06 | 423 |

Passing

Passing Yards

| Rk | Player | Years | Att. | Co. | Pct. | Yards |
|-----|--------------------|---------|------|-----|------|-------|
| 1. | Charlie Whitehurst | 2002-05 | 1368 | 817 | 59.7 | 9665 |
| 2. | Woodrow Dantzler | 1998-01 | 796 | 460 | 57.8 | 6037 |
| 3. | Nealon Greene | 1994-97 | 805 | 458 | 56.9 | 5719 |
| 4. | Rodney Williams | 1985-88 | 717 | 333 | 46.4 | 4647 |
| 5. | Steve Fuller | 1975-78 | 554 | 287 | 51.8 | 4359 |
| 6. | Tommy Kendrick | 1969-71 | 644 | 303 | 47.0 | 3893 |
| 7. | Homer Jordan | 1979-82 | 479 | 250 | 52.2 | 3643 |
| 8. | Brandon Streeter | 1996-99 | 519 | 294 | 56.6 | 3504 |
| 9. | Mike Eppley | 1980-84 | 449 | 252 | 56.1 | 3354 |
| 10. | DeChane Cameron | 1988-91 | 470 | 257 | 54.7 | 3300 |
| 11. | Will Proctor | 2003-06 | 338 | 201 | 59.5 | 2634 |
| 12. | Jimmy Addison | 1965-67 | 393 | 202 | 51.4 | 2616 |
| 13. | Willie Simmons | 2000-02 | 391 | 204 | 52.2 | 2530 |
| 14. | Bobby Gage | 1945-48 | 278 | 123 | 44.2 | 2448 |
| 15. | Ken Pengitore | 1971-73 | 356 | 154 | 43.3 | 2412 |
| 16. | Patrick Sapp | 1992-95 | 365 | 165 | 45.2 | 2278 |
| 17. | Harvey White | 1957-59 | 289 | 145 | 50.2 | 2103 |
| 18. | Don King | 1952-54 | 318 | 134 | 42.1 | 2077 |

Pass Attempts

| Rk | Player | Years | Co. | Yards | Att. |
|-----|--------------------|---------|-----|-------|------|
| 1. | Charlie Whitehurst | 2002-05 | 817 | 9665 | 1368 |
| 2. | Nealon Greene | 1994-97 | 458 | 5719 | 805 |
| 3. | Woodrow Dantzler | 1998-01 | 460 | 6037 | 796 |
| 4. | Rodney Williams | 1985-88 | 333 | 4647 | 717 |
| 5. | Tommy Kendrick | 1969-71 | 303 | 3893 | 644 |
| 6. | Steve Fuller | 1975-78 | 287 | 4359 | 554 |
| 7. | Brandon Streeter | 1996-99 | 294 | 3504 | 519 |
| 8. | Homer Jordan | 1979-82 | 250 | 3643 | 479 |
| 9. | DeChane Cameron | 1988-91 | 257 | 3300 | 470 |
| 10. | Mike Eppley | 1980-84 | 252 | 3354 | 449 |
| 11. | Jimmy Addison | 1965-67 | 202 | 2616 | 393 |
| 12. | Willie Simmons | 2000-02 | 204 | 2530 | 391 |
| 13. | Patrick Sapp | 1992-95 | 165 | 2278 | 365 |
| 14. | Ken Pengitore | 1971-73 | 154 | 2412 | 356 |
| 15. | Will Proctor | 2003-06 | 201 | 2634 | 338 |

Pass Completions

| Rk | Player | Years | Att. | Yards | Co. |
|----|--------------------|---------|------|-------|-----|
| 1. | Charlie Whitehurst | 2002-05 | 1368 | 9665 | 817 |
| 2. | Woodrow Dantzler | 1998-01 | 796 | 6037 | 460 |
| 3. | Nealon Greene | 1994-97 | 805 | 5719 | 458 |
| 4. | Rodney Williams | 1985-88 | 717 | 4647 | 333 |
| 5. | Tommy Kendrick | 1969-71 | 644 | 3893 | 303 |
| 6. | Brandon Streeter | 1996-99 | 519 | 3504 | 294 |

| | | | | | |
|-----|-----------------|---------|-----|------|-----|
| 7. | Steve Fuller | 1975-78 | 554 | 4359 | 287 |
| 8. | DeChane Cameron | 1988-91 | 470 | 3300 | 257 |
| 9. | Mike Eppley | 1980-84 | 449 | 3354 | 252 |
| 10. | Homer Jordan | 1979-82 | 479 | 3643 | 250 |
| 11. | Willie Simmons | 2000-02 | 391 | 2530 | 204 |
| 12. | Jimmy Addison | 1965-67 | 393 | 2616 | 202 |
| 13. | Will Proctor | 2003-06 | 338 | 2634 | 201 |
| 14. | Patrick Sapp | 1992-95 | 365 | 2278 | 165 |
| 15. | Ken Pengitore | 1971-73 | 356 | 2412 | 154 |

Completion Percentage

| Rk | Player | Years | Co.-Att. | Pct. |
|-----|--------------------|---------|----------|------|
| 1. | Charlie Whitehurst | 2002-05 | 817-1368 | 59.7 |
| 2. | Will Proctor | 2003-06 | 201-334 | 59.5 |
| 3. | Woodrow Dantzler | 1998-01 | 460-796 | 57.8 |
| 4. | Nealon Greene | 1994-97 | 458-805 | 56.9 |
| 5. | Chris Morocco | 1986-89 | 89-157 | 56.7 |
| 6. | Brandon Streeter | 1996-99 | 294-519 | 56.6 |
| 7. | Mike Eppley | 1980-84 | 252-449 | 56.1 |
| 8. | DeChane Cameron | 1988-91 | 257-470 | 54.7 |
| 9. | Billy Lott | 1977-79 | 105-198 | 53.0 |
| 10. | Homer Jordan | 1979-82 | 250-479 | 52.2 |
| 11. | Willie Simmons | 2000-02 | 204-391 | 52.2 |
| 12. | Steve Fuller | 1975-78 | 287-554 | 51.8 |
| 13. | Jimmy Addison | 1965-67 | 202-393 | 51.4 |
| 14. | Harvey White | 1957-59 | 145-289 | 50.2 |
| 15. | Mike O'Cain | 1974-76 | 91-182 | 50.0 |

Note: Minimum 150 attempts.

Passing Yards Per Attempt

| Rk | Player | Years | Att. | Yards | Y/Att. |
|-----|--------------------|---------|------|-------|--------|
| 1. | Bobby Gage | 1945-48 | 278 | 2448 | 8.81 |
| 2. | Jackie Calvert | 1948-50 | 101 | 885 | 8.76 |
| 3. | Chris Morocco | 1986-89 | 157 | 1238 | 7.89 |
| 4. | Steve Fuller | 1975-78 | 554 | 4359 | 7.87 |
| 5. | Will Proctor | 2003-06 | 338 | 2634 | 7.79 |
| 6. | Homer Jordan | 1979-82 | 479 | 3643 | 7.61 |
| 7. | Mark Fellers | 1972-74 | 124 | 943 | 7.60 |
| 8. | Woodrow Dantzler | 1998-01 | 796 | 6037 | 7.58 |
| 9. | Mike Eppley | 1980-84 | 449 | 3354 | 7.47 |
| 10. | Harvey White | 1957-59 | 289 | 2103 | 7.28 |
| 11. | Nealon Greene | 1994-97 | 805 | 5719 | 7.10 |
| 12. | Mike O'Cain | 1974-76 | 182 | 1291 | 7.09 |
| 13. | Charlie Whitehurst | 2002-05 | 1368 | 9665 | 7.07 |
| 14. | DeChane Cameron | 1988-91 | 470 | 3300 | 7.02 |
| 15. | Billy Lott | 1977-79 | 198 | 1385 | 7.00 |

Touchdown Passes

| Rk | Player | Years | Att. | Int. | TD |
|----|--------------------|---------|------|------|----|
| 1. | Charlie Whitehurst | 2002-05 | 1368 | 46 | 49 |
| 2. | Woodrow Dantzler | 1998-01 | 796 | 24 | 41 |
| 3. | Nealon Greene | 1994-97 | 805 | 26 | 35 |
| 4. | Mike Eppley | 1980-84 | 449 | 26 | 28 |
| 5. | Bobby Gage | 1945-48 | 278 | 27 | 24 |
| 6. | Tommy Kendrick | 1969-71 | 644 | 42 | 24 |
| 7. | Steve Fuller | 1975-78 | 554 | 21 | 22 |

Pass Efficiency Leaders

| Rk | Player | Years | Att. | Co. | Pct. | Int. | Int. Pct. | Yards | Yards/Att. | TD | TD Pct. | Eff. |
|-----|--------------------|---------|------|-----|------|------|-----------|-------|------------|----|---------|-------|
| 1. | Will Proctor | 2003-06 | 338 | 201 | 59.5 | 11 | 3.25 | 2634 | 7.79 | 19 | 5.62 | 137.0 |
| 2. | Woodrow Dantzler | 1998-01 | 796 | 460 | 57.8 | 24 | 3.02 | 6037 | 7.58 | 41 | 5.15 | 132.5 |
| 3. | Mark Fellers | 1972-74 | 124 | 58 | 46.8 | 7 | 5.64 | 943 | 7.60 | 12 | 9.68 | 131.3 |
| 4. | Chris Morocco | 1986-89 | 157 | 89 | 56.7 | 4 | 2.55 | 1238 | 7.89 | 6 | 3.82 | 130.4 |
| 5. | Mike Eppley | 1980-84 | 449 | 252 | 56.1 | 26 | 5.79 | 3354 | 7.47 | 28 | 6.23 | 127.9 |
| 6. | Bobby Gage | 1945-48 | 278 | 123 | 44.2 | 27 | 9.71 | 2448 | 8.81 | 24 | 8.63 | 127.3 |
| 7. | Nealon Greene | 1994-97 | 805 | 458 | 56.9 | 26 | 3.22 | 5719 | 7.10 | 35 | 4.35 | 124.5 |
| 8. | Charlie Whitehurst | 2002-05 | 1368 | 817 | 59.7 | 46 | 3.36 | 9665 | 7.07 | 49 | 3.58 | 124.2 |
| 9. | Harvey White | 1957-59 | 289 | 145 | 50.2 | 12 | 4.15 | 2103 | 7.28 | 18 | 6.22 | 123.6 |
| 10. | Jackie Calvert | 1948-50 | 101 | 40 | 39.6 | 8 | 7.92 | 885 | 8.76 | 8 | 7.92 | 123.5 |
| 11. | Steve Fuller | 1975-78 | 554 | 287 | 51.8 | 21 | 3.79 | 4359 | 7.87 | 22 | 3.97 | 123.4 |
| 12. | DeChane Cameron | 1988-91 | 470 | 257 | 54.7 | 15 | 3.19 | 3300 | 7.02 | 13 | 2.76 | 116.4 |
| 13. | Homer Jordan | 1979-82 | 479 | 250 | 52.2 | 27 | 5.63 | 3643 | 7.61 | 15 | 3.13 | 115.2 |
| 14. | Brandon Streeter | 1996-99 | 519 | 294 | 56.6 | 26 | 5.00 | 3504 | 6.75 | 17 | 3.28 | 114.1 |
| 15. | Willie Simmons | 2000-02 | 391 | 204 | 52.2 | 13 | 3.32 | 2530 | 6.47 | 16 | 4.10 | 113.3 |

Note: Minimum 100 attempts.

Career Leaders



| | | | | |
|----------------------|---------|-----|----|----|
| 8. Will Proctor | 2003-06 | 338 | 11 | 19 |
| 9. Harvey White | 1957-59 | 289 | 12 | 18 |
| 10. Brandon Streeter | 1996-99 | 519 | 26 | 17 |
| 11. Jimmy Addison | 1965-67 | 393 | 27 | 16 |
| Rodney Williams | 1985-88 | 717 | 27 | 16 |
| Willie Simmons | 2000-02 | 383 | 13 | 16 |
| 14. Homer Jordan | 1979-82 | 479 | 27 | 15 |
| 15. Billy Hair | 1950-52 | 295 | 28 | 15 |

Interception Avoidance

| Rk Player | Years | Int.-Att. | Pct. |
|-----------------------|---------|-----------|-------|
| 1. Chris Morocco | 1986-89 | 4-157 | .0255 |
| 2. Patrick Sapp | 1992-95 | 10-365 | .0274 |
| 3. Woodrow Dantzler | 1998-01 | 24-796 | .0302 |
| 4. DeChane Cameron | 1988-91 | 15-470 | .0319 |
| 5. Nealon Greene | 1994-97 | 26-805 | .0322 |
| 6. Will Proctor | 2003-06 | 11-338 | .0325 |
| 7. Willie Simmons | 2000-02 | 13-391 | .0332 |
| 8. Charlie Whitehurst | 2002-05 | 46-1368 | .0336 |
| 9. Billy Lott | 1977-79 | 7-198 | .0353 |
| 10. Rodney Williams | 1985-88 | 27-717 | .0377 |
| 11. Steve Fuller | 1975-78 | 21-554 | .0379 |
| 12. Randy Anderson | 1984-87 | 6-145 | .0414 |
| 13. Harvey White | 1957-59 | 12-289 | .0415 |
| 14. Mike O'Cain | 1974-76 | 9-182 | .0494 |
| 15. Brandon Streeter | 1996-98 | 26-519 | .0501 |

Note: Minimum 100 attempts.

Receiving

Receptions

| Rk Player, Pos. | Years | Yards | Avg. | TD | Rec. |
|--------------------------|---------|-------|------|----|------|
| 1. Derrick Hamilton, WR | 2001-03 | 2312 | 13.8 | 16 | 167 |
| 2. Rod Gardner, WR | 1997-00 | 2498 | 15.0 | 13 | 166 |
| 3. Terry Smith, WR | 1990-93 | 2681 | 16.5 | 15 | 162 |
| 4. Perry Tuttle, WR | 1978-81 | 2534 | 16.9 | 17 | 150 |
| 5. Kevin Youngblood, WR | 2000-03 | 1713 | 12.1 | 6 | 142 |
| 6. Chansi Stuckey, WR | 2003-06 | 1760 | 12.5 | 7 | 141 |
| 7. Jerry Butler, WR | 1975-78 | 2223 | 16.0 | 11 | 139 |
| 8. Brian Wofford, WR | 1996-99 | 1857 | 13.5 | 13 | 138 |
| Airese Currie, WR | 2001-04 | 2030 | 14.7 | 10 | 138 |
| 10. Tony Horne, WR | 1994-97 | 1750 | 14.6 | 13 | 120 |
| 11. Phil Rogers, WR | 1965-67 | 1469 | 13.9 | 5 | 106 |
| 12. Travis Zachery, TB | 1998-01 | 1057 | 10.1 | 9 | 105 |
| 13. Mal Lawyer, WR | 1996-99 | 1255 | 12.7 | 9 | 99 |
| 14. John McMakin, TE | 1969-71 | 1255 | 13.5 | 12 | 93 |
| 15. Terrance Roulhac, WR | 1983-86 | 1487 | 16.2 | 16 | 92 |
| 16. Glenn Smith, TE | 1949-51 | 1576 | 17.9 | 18 | 88 |
| 17. Ray Williams, WR | 1983-86 | 1290 | 15.0 | 6 | 86 |
| 18. J.J. McKelvey, WR | 1999-02 | 1277 | 15.2 | 8 | 84 |
| 19. Gary Cooper, WR | 1985-89 | 1592 | 20.2 | 11 | 79 |
| 20. Keith Jennings, WR | 1985-88 | 1117 | 14.3 | 2 | 78 |
| 21. Aaron Kelly, WR | 2005-06 | 930 | 12.1 | 5 | 77 |
| 22. Antwan Wyatt, WR | 1993-95 | 972 | 12.8 | 6 | 76 |
| 23. Curtis Baham, WR | 2002-05 | 929 | 13.3 | 7 | 70 |
| 24. Charlie Waters, WR | 1967-69 | 1196 | 17.1 | 4 | 68 |
| 25. Jerry Gaillard, WR | 1978-81 | 831 | 12.6 | 1 | 66 |

Receiving Yards

| Rk Player, Pos. | Years | Rec. | Yards |
|--------------------------|---------|------|-------|
| 1. Terry Smith, WR | 1990-93 | 162 | 2681 |
| 2. Perry Tuttle, WR | 1978-81 | 150 | 2534 |
| 3. Rod Gardner, WR | 1997-00 | 166 | 2498 |
| 4. Derrick Hamilton, WR | 2001-03 | 167 | 2312 |
| 5. Jerry Butler, WR | 1975-78 | 139 | 2223 |
| 6. Airese Currie, WR | 2001-04 | 138 | 2030 |
| 7. Brian Wofford, WR | 1996-99 | 138 | 1857 |
| 8. Chansi Stuckey, WR | 2003-06 | 141 | 1760 |
| 9. Tony Horne, WR | 1994-97 | 120 | 1750 |
| 10. Kevin Youngblood, WR | 2000-03 | 142 | 1713 |
| 11. Gary Cooper, WR | 1985-89 | 79 | 1592 |
| 12. Glenn Smith, TE | 1949-51 | 88 | 1576 |
| 13. Terrance Roulhac, WR | 1983-86 | 92 | 1487 |
| 14. Phil Rogers, WR | 1965-67 | 106 | 1469 |
| 15. Ray Williams, WR | 1983-86 | 86 | 1290 |
| 16. J.J. McKelvey, WR | 1999-02 | 84 | 1277 |
| 17. John McMakin, TE | 1969-71 | 93 | 1255 |
| Mal Lawyer, WR | 1996-99 | 99 | 1255 |

| | | | |
|---------------------------|---------|-----|------|
| 19. Charlie Waters, WR | 1967-69 | 68 | 1166 |
| 20. Keith Jennings, WR | 1985-88 | 78 | 1117 |
| 21. Travis Zachery, TB | 1998-01 | 105 | 1057 |
| 22. Bennie Cunningham, TE | 1972-75 | 69 | 1044 |
| 23. Antwan Wyatt, WR | 1993-95 | 76 | 972 |
| 24. Joey Walters, WR | 1974-76 | 59 | 963 |
| 25. Aaron Kelly, WR | 2005-06 | 77 | 930 |

Touchdown Receptions

| Rk Player, Pos. | Years | TD |
|-------------------------|---------|----|
| 1. Glenn Smith, TE | 1949-51 | 18 |
| 2. Perry Tuttle, WR | 1978-81 | 17 |
| 3. Terrance Roulhac, WR | 1983-86 | 16 |
| Derrick Hamilton, WR | 2001-03 | 16 |
| 5. Terry Smith, WR | 1990-93 | 15 |
| 6. Tony Horne, WR | 1994-97 | 13 |
| Brian Wofford, WR | 1996-99 | 13 |
| Rod Gardner, WR | 1997-00 | 13 |
| 9. John McMakin, TE | 1969-71 | 12 |
| 10. Joe Blalock, TE | 1939-41 | 11 |
| Jerry Butler, WR | 1975-78 | 11 |
| Gary Cooper, WR | 1985-89 | 11 |

Yards Per Reception

| Rk Player, Pos. | Years | Rec. | Yards | Y/Rec. |
|---------------------------|---------|------|-------|--------|
| 1. Joe Blalock, TE | 1939-41 | 38 | 773 | 20.34 |
| 2. Gary Cooper, FLK | 1985-89 | 79 | 1592 | 20.15 |
| 3. Frank Magwood, WR | 1979-82 | 51 | 920 | 18.04 |
| 4. Glenn Smith, TE | 1949-51 | 88 | 1576 | 17.91 |
| 5. Eddis Freeman, TE | 1943-46 | 37 | 655 | 17.70 |
| 6. Dwight Clark, WR | 1975-78 | 33 | 571 | 17.30 |
| 7. Bill Mathis, TB | 1957-59 | 35 | 602 | 17.20 |
| 8. Charlie Waters, WR | 1967-69 | 68 | 1166 | 17.15 |
| 9. Perry Tuttle, WR | 1978-81 | 150 | 2534 | 16.89 |
| 10. Terry Smith, WR | 1990-93 | 162 | 2681 | 16.55 |
| 11. Wayne Bell, TE | 1964-66 | 54 | 883 | 16.35 |
| 12. Joey Walters, WR | 1974-76 | 59 | 963 | 16.32 |
| 13. Bennie Cunningham, TE | 1972-75 | 64 | 1044 | 16.31 |
| 14. Terrance Roulhac, WR | 1983-86 | 92 | 1487 | 16.16 |
| 15. Jerry Butler, WR | 1975-78 | 139 | 2223 | 15.99 |

Note: Minimum 30 receptions.

Total Offense Yards

| Rk Player | Years | Plays | Rush | Pass | Total |
|-----------------------|---------|-------|------|------|-------|
| 1. Charlie Whitehurst | 2002-05 | 1634 | 98 | 9665 | 9763 |
| 2. Woodrow Dantzler | 1998-01 | 1587 | 2761 | 6037 | 8798 |
| 3. Nealon Greene | 1994-97 | 1158 | 1067 | 5719 | 6786 |
| 4. Steve Fuller | 1975-78 | 1089 | 1737 | 4359 | 6096 |
| 5. Rodney Williams | 1985-88 | 1024 | 863 | 4647 | 5510 |
| 6. Homer Jordan | 1979-82 | 859 | 971 | 3643 | 4614 |
| 7. DeChane Cameron | 1988-91 | 765 | 926 | 3300 | 4226 |
| 8. Raymond Priest | 1994-97 | 805 | 3966 | 0 | 3966 |
| 9. Bobby Gage | 1945-48 | 594 | 1309 | 2448 | 3757 |
| 10. Mike Eppley | 1980-84 | 614 | 398 | 3354 | 3752 |



Glenn Smith's 18 touchdown catches are more than any other Tiger in history.

Touchdown Responsibility

| Rk Name | Years | Rush | Pass | * Tot |
|-----------------------|---------|------|------|-------|
| 1. Woodrow Dantzler | 1998-01 | 27 | 41 | 0 68 |
| 2. Charlie Whitehurst | 2002-05 | 10 | 49 | 0 59 |
| 3. Travis Zachery | 1998-01 | 41 | 0 | 9 50 |
| 4. Steve Fuller | 1975-78 | 22 | 22 | 0 44 |
| 5. Nealon Greene | 1994-97 | 8 | 35 | 0 43 |
| 6. Ray Mathews | 1947-50 | 20 | 11 | 8 39 |
| 7. Bobby Gage | 1945-48 | 8 | 24 | 3 35 |
| 8. Mike Eppley | 1980-84 | 5 | 28 | 0 33 |
| 9. Lester Brown | 1976-79 | 31 | 0 | 1 32 |
| 10. Fred Cone | 1948-50 | 30 | 0 | 1 31 |
| Billy Hair | 1950-52 | 15 | 15 | 1 31 |

* - includes punt returns, kickoff returns, pass receiving, interception returns, and fumble returns

| | | | | | |
|----------------------|---------|-----|------|------|------|
| 11. Brandon Streeter | 1996-99 | 610 | 52 | 3504 | 3556 |
| 12. Billy Hair | 1950-52 | 616 | 1579 | 1885 | 3464 |
| 13. Tommy Kendrick | 1969-71 | 794 | -484 | 3893 | 3409 |
| 14. Ken Pengitore | 1971-73 | 703 | 898 | 2412 | 3310 |
| 15. Travis Zachery | 1998-01 | 692 | 3058 | 0 | 3058 |
| 16. Kenny Flowers | 1983-86 | 590 | 2914 | 0 | 2914 |
| 17. Terry Allen | 1987-89 | 525 | 2778 | 66 | 2844 |
| 18. Ray Mathews | 1947-50 | 449 | 1886 | 907 | 2793 |
| 19. Jimmy Addison | 1965-67 | 472 | 172 | 2616 | 2788 |
| 20. Will Proctor | 2003-06 | 414 | 133 | 2634 | 2767 |

Scoring

| Rk Player, Pos. | Years | TD | PAT | FGA | TP |
|---------------------------|----------------|-----------|---------|--------|------------|
| 1. Aaron Hunt, PK | 2000-03 | 0 | 164-172 | 55-76 | 329 |
| 2. Nelson Welch, PK | 1991-94 | 0 | 85-92 | 72-102 | 301 |
| 3. Travis Zachery, TB | 1998-01 | 50 | --- | --- | 300 |
| 4. Obed Ariri, PK | 1977-80 | 0 | 99-103 | 63-97 | 288 |
| 5. Chris Gardocki, PK | 1988-90 | 0 | 72-72 | 63-89 | 261 |
| 6. Jad Dean, PK | 2003-06 | 0 | 97-103 | 51-68 | 250 |
| 7. David Treadwell, PK | 1985-87 | 0 | 92-93 | 47-66 | 233 |
| 8. Bob Paulling, PK | 1979-83 | 0 | 107-109 | 34-41 | 209 |
| 9. Lester Brown, RB | 1976-79 | 32 | --- | --- | 192 |
| 10. Fred Cone, RB | 1948-50 | 31 | 3-4 | --- | 189 |
| 11. Ray Mathews, RB | 1947-50 | 28 | --- | --- | 168 |
| Kenny Flowers, RB | 1983-86 | 28 | --- | --- | 168 |
| Terry Allen, RB | 1987-89 | 28 | --- | --- | 168 |
| 14. Cliff Austin, RB | 1978-82 | 27 | --- | --- | 162 |
| Woodrow Dantzler, QB | 1998-01 | 27 | --- | --- | 162 |
| 16. Emory Smith, FB | 1993-96 | 26 | --- | --- | 156 |
| James Davis, RB | 2005-06 | 26 | --- | --- | 156 |
| 18. Ray Auger, RB | 1968-70 | 23 | *2 | --- | 140 |
| 19. Donald Igwebuikwe, PK | 1981-84 | 0 | 41-41 | 32-43 | 139 |
| 20. Chuck McSwain, RB | 1979-82 | 23 | --- | --- | 138 |
| Tracy Johnson, RB | 1985-88 | 23 | --- | --- | 138 |
| 22. Raymond Priest, RB | 1994-97 | 22 | *4 | --- | 136 |
| 23. Eddie Seigler, PK | 1970-72 | 0 | 44-46 | 30-60 | 134 |
| Steve Fuller, QB | 1975-78 | 22 | *2 | --- | 134 |
| Terrence Flagler, RB | 1983-86 | 22 | *2 | --- | 134 |

* - total two-point conversion points

Interceptions

| Rk Player, Pos. | Years | Yards | Avg. | TD | Int. |
|-----------------------|---------|-------|------|----|------|
| 1. Terry Kinard, FS | 1978-82 | 147 | 8.6 | 0 | 17 |
| 2. Fred Knoebel, DB | 1950-52 | 122 | 8.1 | 0 | 15 |
| 3. Justin Miller, CB | 2002-04 | 94 | 7.2 | 0 | 13 |
| 4. Eddie Geathers, CB | 1977-80 | 114 | 9.5 | 0 | 12 |
| Robert O'Neal, FS | 1989-92 | 119 | 9.9 | 0 | 12 |
| Alex Ardley, CB | 1998-00 | 151 | 12.6 | 1 | 12 |
| Brian Mance, CB | 1999-02 | 73 | 6.1 | 0 | 12 |
| 8. Pete Cook, CB | 1950-52 | 129 | 11.7 | 0 | 11 |
| Brian Dawkins, SS | 1992-95 | 101 | 9.2 | 1 | 11 |
| Peter Ford, CB | 1993-96 | 138 | 12.5 | 1 | 11 |

Interception Return Yards

| Rk Player, Pos. | Years | Int. | Avg. | Yards |
|-----------------------|---------|------|------|-------|
| 1. Rex Varn, FS | 1976-79 | 10 | 27.5 | 275 |
| 2. Antwan Edwards, DB | 1995-98 | 8 | 24.4 | 195 |
| 3. Don Kelley, DB | 1969-71 | 6 | 29.7 | 178 |
| 4. Alex Ardley, CB | 1998-00 | 12 | 12.6 | 151 |
| 5. Terry Kinard, FS | 1978-82 | 17 | 8.6 | 147 |



Career Leaders



Bubba Brown (#47) started 42 games in his career from 1976-79, more than any other Clemson inside linebacker in history.

| | | | | |
|-----------------------------|----------------|----------|-------------|------------|
| 6. Johnny Rembert, LB | 1981-82 | 8 | 17.9 | 143 |
| 7. Peter Ford, CB | 1993-96 | 11 | 12.5 | 138 |
| 8. Michael Hamlin, S | 2005-06 | 4 | 33.0 | 132 |
| 9. Ray Matthews, DB | 1947-50 | 10 | 13.1 | 131 |
| Jamaal Fudge, S | 2002-05 | 10 | 13.1 | 131 |

Takeaway Return Yards

| Rk Player | Years | IR | FR | Total |
|---------------------------|----------------|--------------|-------|--------------|
| 1. Antwan Edwards | 1995-98 | 8-195 | 2-104 | 10-299 |
| 2. Rex Varn | 1976-79 | 10-275 | | 10-275 |
| 3. Don Kelley | 1969-71 | 6-178 | | 6-178 |
| 4. Alex Ardley | 1998-00 | 12-151 | | 12-151 |
| 5. Rahim Abdullah | 1996-98 | 2-67 | 2-83 | 4-150 |
| 6. Terry Kinard | 1978-82 | 17-147 | | 17-147 |
| 7. Johnny Rembert | 1981-82 | 8-143 | | 8-143 |
| 8. Peter Ford | 1993-96 | 11-138 | | 11-138 |
| 9. Leomont Evans | 1992-95 | 5-115 | 1-20 | 11-135 |
| 10. Michael Hamlin | 2005-06 | 4-132 | | 4-132 |

Starts

| Rk Player, Pos. | Years | Starts |
|------------------------|---------|--------|
| 1. Eric Harmon, OG | 1987-90 | 47 |
| Jim Bundren, OT | 1994-97 | 47 |
| Glenn Rountree, OG | 1994-97 | 47 |
| Aaron Hunt, PK | 2000-03 | 47 |
| 5. Nelson Welch, PK | 1991-94 | 46 |
| Cole Chason, P | 2003-06 | 46 |
| 7. Jeb Flesch, OG | 1988-91 | 45 |
| 8. Rodney Williams, QB | 1985-88 | 44 |
| 9. Obed Ariri, PK | 1977-80 | 43 |

| | | |
|---------------------|---------|----|
| Dale Hatcher, P | 1981-84 | 43 |
| Levon Kirkland, OLB | 1988-91 | 43 |

Starts By Position

Offense

| | |
|-----|----------------------------------|
| TE: | 33 by Bennie Cunningham, 1972-75 |
| OT: | 47 by Jim Bundren, 1994-97 |
| OG: | 47 by Eric Harmon, 1987-90 |
| | 47 by Glenn Rountree, 1994-97 |
| C: | 36 by Jeff Bak, 1985-88 |
| | 36 by Kyle Young, 1998-01 |
| WR: | 42 by Terry Smith, 1990-93 |
| QB: | 44 by Rodney Williams, 1985-88 |
| RB: | 42 by Raymond Priester, 1994-97 |
| PK: | 47 by Aaron Hunt, 2000-03 |

Defense

| | |
|---------|---------------------------------|
| DE/OLB: | 43 by Levon Kirkland, 1988-91 |
| DT: | 40 by Jim Stuckey, 1976-79 |
| MG: | 37 by Carlos Curry, 1992-95 |
| ILB: | 42 by Bubba Brown, 1976-79 |
| SS: | 37 by Gene Beasley, 1985-88 |
| FS: | 42 by James Lott, 1986-89 |
| CB: | 35 by Donnell Woolford, 1985-88 |
| | 35 by Alex Ardley, 1998-00 |
| P: | 46 by Cole Chason, 2003-06 |

Games

| Rk Player, Pos. | Years | Games |
|-----------------------|---------|-------|
| 1. Gregory Walker, OT | 2000-03 | 50 |
| 2. J.J. McKelvey, WR | 1999-02 | 49 |
| Bryant McNeal, DE | 1999-02 | 49 |
| Eric Meekins, FS | 1999-02 | 49 |
| Aaron Hunt, PK | 2000-03 | 49 |
| John Leake, LB | 2000-03 | 49 |
| Khaleed Vaughn, LB | 2000-03 | 49 |
| Maurice Fountain, DE | 2001-04 | 49 |
| David Dunham, LB | 2002-05 | 49 |
| Jamaal Fudge, S | 2002-05 | 49 |
| Tye Hill, CB/TB | 2002-05 | 49 |
| Cole Chason, P | 2003-06 | 49 |
| Jad Dean, PK | 2003-06 | 49 |

Snaps

| Rk Player, Pos. | Years | Snaps |
|---------------------------|---------|-------|
| 1. Kyle Young, C | 1998-01 | 3097 |
| 2. Glenn Rountree, OG | 1994-97 | 3048 |
| 3. Charlie Whitehurst, QB | 2002-05 | 2875 |
| 4. Eric Harmon, OG | 1987-90 | 2870 |
| 5. Jim Bundren, OT | 1994-97 | 2772 |
| 6. Robert Carswell, FS | 1997-00 | 2760 |
| 7. Jeb Flesch, OG | 1988-91 | 2657 |
| 8. T.J. Watkins, OG/TE | 1998-01 | 2655 |
| 9. Nealon Greene, QB | 1994-97 | 2607 |
| 10. Robert O'Neal, FS | 1989-92 | 2547 |
| 11. Stacy Seegars, OG | 1990-93 | 2457 |
| 12. Jamaal Fudge, S | 2002-05 | 2411 |
| 13. Cedric Johnson, OG | 2001-04 | 2355 |

| | | |
|---------------------------|---------|------|
| 14. Chad Carson, LB | 1998-01 | 2353 |
| 15. Dexter McClean, CB/QB | 1993-96 | 2349 |

Special Teams

Punt Return Yards

| Rk Player | Years | PR | Avg. | TD | Yards |
|---------------------|---------|----|------|----|-------|
| 1. Shad Bryant | 1937-39 | 65 | 12.0 | 1 | 779 |
| 2. Donnell Woolford | 1985-88 | 78 | 9.6 | 2 | 754 |
| 3. James Lott | 1986-89 | 71 | 9.6 | 0 | 683 |
| 4. Don Kelley | 1969-71 | 56 | 11.3 | 2 | 632 |
| 5. Derrick Hamilton | 2001-03 | 68 | 9.1 | 0 | 618 |
| 6. Willie Jordan | 1975-78 | 54 | 10.5 | 0 | 569 |
| 7. Billy Davis | 1980-83 | 87 | 6.4 | 0 | 555 |
| 8. Darnell Stephens | 1991-93 | 44 | 10.5 | 1 | 463 |
| 9. Steak Lawton | 1934-36 | 26 | 17.5 | 2 | 456 |
| 10. Richie Luzzi | 1966-68 | 56 | 7.9 | 1 | 441 |

Kickoff Return Yards

| Rk Player | Years | KOR | Avg. | TD | Yards |
|---------------------|---------|-----|------|----|-------|
| 1. Derrick Hamilton | 2001-03 | 58 | 26.8 | 2 | 1552 |
| 2. Justin Miller | 2002-04 | 50 | 30.7 | 3 | 1534 |
| 3. Andre Humphrey | 1992-95 | 68 | 21.9 | 0 | 1486 |
| 4. Ray Williams | 1983-86 | 66 | 20.5 | 0 | 1350 |
| 5. Terrence Roulhac | 1983-86 | 42 | 26.4 | 0 | 1108 |
| 6. Warren Ratchford | 1974-78 | 44 | 22.0 | 0 | 848 |
| 7. Joe Henderson | 1987-89 | 30 | 27.6 | 1 | 802 |
| 8. Tony Horne | 1994-97 | 30 | 26.5 | 0 | 795 |
| 9. William Scott | 1974-75 | 36 | 20.1 | 0 | 723 |
| 10. Antwan Edwards | 1995-98 | 30 | 23.8 | 0 | 713 |

Kick Scoring

| Rk Player | Years | Points |
|---------------------|---------|--------|
| 1. Aaron Hunt | 2000-03 | 329 |
| 2. Nelson Welch | 1991-94 | 301 |
| 3. Obed Ariri | 1977-80 | 288 |
| 4. Chris Gardocki | 1988-90 | 261 |
| 5. Jad Dean | 2003-06 | 250 |
| 6. David Treadwell | 1985-87 | 233 |
| 7. Bob Paulling | 1979-83 | 209 |
| 8. Donald Igwebuike | 1981-84 | 139 |
| 9. Eddie Seigler | 1970-72 | 134 |

Field Goals Made

| Rk Player | Years | FG |
|---------------------|---------|----|
| 1. Nelson Welch | 1991-94 | 72 |
| 2. Obed Ariri | 1977-80 | 63 |
| Chris Gardocki | 1988-90 | 63 |
| 4. Aaron Hunt | 2000-03 | 55 |
| 5. Jad Dean | 2003-06 | 51 |
| 6. David Treadwell | 1985-87 | 47 |
| 7. Bob Paulling | 1979-83 | 34 |
| 8. Donald Igwebuike | 1981-84 | 32 |
| 9. Eddie Seigler | 1970-72 | 30 |

PATs

| Rk Player | Years | PAT |
|---------------------|---------|-----|
| 1. Aaron Hunt | 2000-03 | 164 |
| 2. Bob Paulling | 1979-83 | 107 |
| 3. Obed Ariri | 1977-80 | 99 |
| 4. Jad Dean | 2003-06 | 97 |
| 5. David Treadwell | 1985-87 | 92 |
| 6. Nelson Welch | 1991-94 | 85 |
| 7. Charles Radcliff | 1950-52 | 72 |
| Chris Gardocki | 1988-90 | 72 |

Punting Average

| Rk Player | Years | Att. | Yards | Avg. |
|-------------------|---------|------|-------|-------|
| 1. Chris Gardocki | 1988-90 | 151 | 6566 | 43.48 |
| 2. Dale Hatcher | 1981-84 | 191 | 8191 | 42.99 |
| 3. Banks McFadden | 1937-39 | 94 | 3967 | 42.20 |
| 4. David Sims | 1977-80 | 197 | 8126 | 41.25 |
| 5. Mitch Tyner | 1973-74 | 127 | 5201 | 40.95 |
| 6. Jack Anderson | 1968-70 | 56 | 2276 | 40.64 |
| 7. Chris McNally | 1993-95 | 73 | 2946 | 40.36 |
| 8. Andy Newell | 1984-85 | 59 | 2378 | 40.31 |
| 9. Kevin Laird | 1995-98 | 220 | 8815 | 40.07 |

Note: Minimum 50 punts.

All-Purpose Yards

| Rk Player, Pos. | Years | Rush | Rec. | KOR | PR | Total |
|--------------------------|---------|------|------|------|-----|-------|
| 1. Derrick Hamilton, WR | 2001-03 | 358 | 2312 | 1552 | 618 | 4839 |
| 2. Travis Zachery, TB | 1998-01 | 3058 | 1057 | --- | 276 | 4391 |
| 3. Raymond Priester, RB | 1994-97 | 3966 | 316 | --- | --- | 4282 |
| 4. Buddy Gore, TB | 1966-68 | 2571 | 65 | 637 | --- | 3273 |
| 5. Kenny Flowers, TB | 1983-86 | 2914 | 192 | 40 | --- | 3146 |
| 6. Ray Matthews, WB | 1947-50 | 1886 | 650 | 294 | 298 | 3128 |
| 7. Terry Allen, TB | 1987-89 | 2778 | 243 | 80 | --- | 3101 |
| 8. Ray Yaeger, TB | 1968-70 | 2439 | 328 | 177 | --- | 2944 |
| 9. Perry Tuttle, WR | 1978-81 | 103 | 2534 | 266 | --- | 2903 |
| 10. Tony Horne, WR | 1994-97 | 7 | 1750 | 795 | 332 | 2884 |
| 11. Woodrow Dantzler, QB | 1998-01 | 2761 | 5 | --- | --- | 2766 |
| 12. Ray Williams, WR | 1983-86 | 118 | 1290 | 1350 | --- | 2758 |
| 13. Terry Smith, WR | 1990-93 | 34 | 2681 | --- | --- | 2715 |
| 14. Rod Gardner, WR | 1997-00 | 0 | 2498 | 168 | --- | 2666 |
| 15. Joe Henderson, TB | 1987-89 | 1752 | 99 | 802 | 5 | 2658 |

Individual Defensive Records



Total Tackles

Game: 27 by Keith Adams vs. South Carolina (1999)
Season: 186 by Keith Adams (1999)
Career: 515 by Bubba Brown (1976-79)

First Hits

Game: 18 by Keith Adams vs. South Carolina (1999)
Season: 119 by Jeff Davis (1981); Keith Adams (1999)
Career: 295 by Jeff Davis (1978-81)

Tackles By a Lineman

Game: 21 by Willie Anderson vs. South Carolina (1974)
Season: 114 by Mark Heniford (1977)
Career: 314 by Jim Stuckey (1976-79)

Tackles By a Defensive Back

Game: 20 by Charles Hafley vs. Maryland (2001)
20 Jamaal Fudge vs. Virginia (2003)
Season: 129 by Robert Carswell (1999)
Career: 372 by Robert Carswell (1997-00)

Tackles for Minus Yardage

Game: 6 by Keith Adams vs. Duke (1999)
Season: 35 by Keith Adams (1999)
Career: 61 by Michael Dean Perry (1984-87)

Pass Breakups

Game: 5 by Perry Williams vs. Virginia Tech (1985)
Season: 21 by Tye Hill (2004)
Career: 44 by Donnell Woolford (1985-88)

Pass Breakups By Defensive Lineman/End

Game: 2 by many
Season: 9 by Gaines Adams (2005)
Career: 23 by Levon Kirkland (1988-91)

Passes Defended

Game: 5 by Perry Williams vs. Virginia Tech (1985)
Season: 21 by Dextra Polite (1999); Tye Hill (2004)
Career: 54 by Donnell Woolford (1985-88)

Note: Interceptions + pass breakups.

Sacks

Game: 4 by Keith Adams vs. Duke (1999)
Season: 16 by Keith Adams (1999)
Career: 28 by Michael Dean Perry (1984-87)
28 by Gaines Adams (2003-06)

Recovered Fumbles

Game: 2 by Ron Scrudato vs. Furman (1959)
2 Jimmy King vs. Rice (1959)
2 Bob Coleman vs. South Carolina (1960)
2 Ronnie Kitchens vs. Maryland (1969)
2 B.B. Elvington vs. Wake Forest (1970)
2 Willie Anderson vs. Duke (1974)
2 Dennis Smith vs. North Carolina (1975)
2 Randy Scott vs. Duke (1978)
2 Jim Scott vs. Boston College (1983)

2 Henry Walls vs. Duke (1985)
2 Gene Beasley vs. Furman (1988)
2 Levon Kirkland vs. Georgia Tech (1989)
2 Tyron Mouzon vs. South Carolina (1989)
2 Kelton Dunnican vs. Virginia (1996)
2 Dorell Scott vs. Temple (2005)

Season: 4 by Ronnie Ducworth (1968)
4 B.B. Elvington (1970)
4 Jeff Davis (1981)
4 William Devane (1983)
Career: 8 by Jeff Davis (1977-81)

Caused Fumbles

Game: 2 by many
Season: 4 by many
Career: 10 by Jeff Davis (1978-81)
10 by Ed McDaniel (1988-91)

Fumble Return Yards

Game: 93 by Antwan Edwards at Virginia, 1998
Season: 104 by Antwan Edwards (1998)
Career: 104 by Antwan Edwards (1995-98)

Interceptions

Game: 3 by Kit Jackson vs. Wake Forest (1965)
3 Leomont Evans vs. N.C. State (1995)
3 Brian Dawkins vs. Duke (1995)
3 Alex Ardley vs. Maryland (2000)
Season: 8 by Robert O'Neal (1989)



Linebacker Keith Adams totaled a school-record 16 sacks in the 1999 season.

Single-Game Tackle Bests

| Rk | Player, Pos. | Opponent | Year | Tac. |
|-----|---------------------|----------------|------|------|
| 1. | Keith Adams, LB | South Carolina | 1999 | 27 |
| 2. | Jeff Davis, LB | North Carolina | 1980 | 24 |
| 3. | Chad Carson, LB | Wake Forest | 2001 | 23 |
| 4. | Bubba Brown, LB | Ohio State | 1978 | 22 |
| | Bubba Brown, LB | N.C. State | 1979 | 22 |
| | Jeff Davis, LB | Maryland | 1980 | 22 |
| | Chad Carson, LB | Georgia Tech | 2000 | 22 |
| 8. | Willie Anderson, MG | South Carolina | 1974 | 21 |
| | Henry Walls, LB | Georgia Tech | 1985 | 21 |
| | John Leake, LB | Maryland | 2002 | 21 |
| 11. | Jeff Davis, LB | Tulane | 1981 | 20 |
| | Henry Walls, LB | Boston College | 1983 | 20 |
| | Tim Jones, LB | Duke | 1994 | 20 |
| | Anthony Simmons, LB | South Carolina | 1996 | 20 |
| | Charles Hafley, FS | Maryland | 2001 | 20 |
| | Jamaal Fudge, ROV | Virginia | 2003 | 20 |

8 Justin Miller (2002)
Career: 17 by Terry Kinard (1978-82)

Interception Return Yards

Game: 101 by Willie Underwood (2 INT) vs. South Carolina (1980)
Season: 156 by Don Kelley (3 INT) (1970)
Career: 275 by Rex Varn (10 INT) (1976-79)

Takeaways

Game: 3 by Kit Jackson (3 INT) vs. Wake Forest (1965)
3 Dennis Smith (1 INT, 2 RF) vs. North Carolina (1975)
3 Leomont Evans (3 INT) vs. N.C. State (1995)
3 Brian Dawkins (3 INT) vs. Duke (1995)
3 Randy Scott (1 INT, 2 RF) vs. Duke (1978)
3 Andre Carter (2 INT, 1 RF) vs. Virginia (1994)
3 Brian Mance (2 INT, 1 RF) vs. Missouri (2000)
3 Alex Ardley (3 INT) vs. Maryland (2000)
Season: 9 by Robert O'Neal (8 INT, 1 FR) (1989)
Career: 19 by Terry Kinard (17 INT, 2 FR) (1978-82)

Return Yards on Takeaways

Game: 101 by Willie Underwood vs. South Carolina (1980)
Season: 160 by Antwan Edwards (1998)
Career: 299 by Antwan Edwards (1995-98)

Special Teams Tackles*

Game: 7 by Chad Speck vs. Georgia Tech (1999)
Season: 26 by Rodney Thomas (2000)
Career: 47 by Chad Speck (1997-00)

* - since 1986; Note: All other stats from 1976-06.

Clemson's Longest Drives

| Plays | | | | | Time | | | | | Yardage | | | | |
|-------|------------|-----------------|-------|-----------------|------|------------|-----|-------|----------------|---------|------------|-----|-------|----------------|
| PL | Date | W-L | Score | Opponent | Time | Date | W-L | Score | Opponent | Yards | Date | W-L | Score | Opponent |
| 20 | 10-7-1978 | W | 38-7 | Virginia Tech | 9:47 | 9-10-2005 | W | 28-24 | Maryland | 99 | 9-17-1988 | L | 21-24 | Florida State |
| 19 | 9-22-1979 | W | 12-7 | Georgia | 9:45 | 9-23-2006 | W | 52-7 | North Carolina | 99 | 10-24-1998 | L | 23-28 | Duke |
| 19 | 10-12-2002 | L | 17-22 | Virginia | 9:34 | 11-7-1992 | W | 40-7 | North Carolina | 98 | 12-31-1993 | W | 14-13 | Kentucky |
| 19 | 11-19-2005 | W | 13-9 | South Carolina | 8:49 | 9-5-1998 | W | 33-0 | Furman | 97 | 11-16-1974 | W | 28-9 | Virginia |
| 18 | 9-26-1992 | L | 16-20 | Georgia Tech | 8:48 | 9-26-1992 | L | 16-20 | Georgia Tech | 97 | 10-14-2000 | W | 35-14 | Maryland |
| 18 | 11-7-1992 | W | 40-7 | North Carolina | 8:47 | 11-20-1987 | L | 7-20 | South Carolina | 97 | 9-30-2006 | W | 51-0 | Louisiana Tech |
| 18 | 10-7-1989 | W | 34-20 | Virginia | 8:39 | 10-7-1978 | W | 38-7 | Virginia Tech | 96 | 11-17-2001 | L | 15-20 | South Carolina |
| 18 | 11-20-1987 | L | 7-20 | South Carolina | 8:15 | 10-28-1995 | W | 24-3 | Georgia Tech | 96 | 9-3-2005 | W | 25-24 | Texas A&M |
| 18 | 10-18-1986 | W | 35-3 | Duke | 8:13 | 11-21-1959 | W | 33-31 | Wake Forest | 96 | 10-7-2006 | W | 27-17 | Wake Forest |
| 18 | 12-31-1993 | W | 14-13 | Kentucky | 8:13 | 9-9-2000 | W | 62-9 | Missouri | 96 | 10-7-2006 | W | 27-17 | Wake Forest |
| 18 | 1-1-1959 | L | 0-7 | Louisiana State | 8:11 | 9-19-1970 | W | 27-17 | Virginia | 95 | 10-2-1982 | W | 24-6 | Kentucky |
| 18 | 9-5-1998 | W | 33-0 | Furman | 8:09 | 11-2-1996 | W | 35-3 | Maryland | 95 | 9-7-1995 | W | 19-3 | Furman |
| 18 | 9-29-2001 | W ^{OT} | 47-44 | Georgia Tech | 8:00 | 10-7-1989 | W | 34-20 | Virginia | 95 | 9-28-1996 | W | 21-10 | Wake Forest |



Yearly Defensive Leaders

Tackles

| Year | Player, Pos. | Tac. |
|------|---------------------|------|
| 1976 | Randy Scott, LB | 130 |
| 1977 | Randy Scott, LB | 133 |
| 1978 | Bubba Brown, LB | 170 |
| 1979 | Bubba Brown, LB | 150 |
| 1980 | Jeff Davis, LB | 160 |
| 1981 | Jeff Davis, LB | 175 |
| 1982 | Terry Kinard, FS | 89 |
| 1983 | Henry Walls, LB | 93 |
| 1984 | William Perry, MG | 100 |
| 1985 | Henry Walls, LB | 153 |
| 1986 | Norman Haynes, LB | 74 |
| 1987 | James Earle, OLB | 79 |
| 1988 | Ed McDaniel, LB | 104 |
| 1989 | Doug Brewster, LB | 100 |
| 1990 | Ed McDaniel, LB | 109 |
| 1991 | Ed McDaniel, LB | 114 |
| 1992 | Tim Jones, LB | 89 |
| 1993 | Tim Jones, LB | 109 |
| 1994 | Tim Jones, LB | 118 |
| 1995 | Anthony Simmons, LB | 150 |
| 1996 | Anthony Simmons, LB | 178 |
| 1997 | Anthony Simmons, LB | 158 |
| 1998 | Chris Jones, LB | 128 |
| 1999 | Keith Adams, LB | 186 |
| 2000 | Chad Carson, LB | 156 |
| 2001 | Chad Carson, LB | 137 |
| 2002 | John Leake, LB | 169 |
| 2003 | Leroy Hill, LB | 145 |
| 2004 | Leroy Hill, LB | 106 |
| 2005 | Anthony Waters, LB | 109 |
| 2006 | Nick Watkins, LB | 116 |

Tackles For Loss

| Year | Player, Pos. | TFL |
|------|------------------------|------|
| 1976 | Randy Scott, LB | 12 |
| 1977 | Randy Scott, LB | 18 |
| 1978 | Randy Scott, LB | 11 |
| 1979 | Jim Stuckey, DT | 20 |
| 1980 | Steve Durham, DT | 8 |
| 1981 | Jeff Bryant, DT | 19 |
| 1982 | Edgar Pickett, DE | 10 |
| 1983 | William Perry, MG | 15 |
| 1984 | William Perry, MG | 27 |
| 1985 | Steve Berlin, DT | 9 |
| 1986 | Michael Dean Perry, DT | 15 |
| 1987 | Michael Dean Perry, DT | 24 |
| 1988 | Mark Drag, MG | 12 |
| 1989 | Chester McGlockton, DT | 10 |
| | Wayne Simmons, OLB | 10 |
| 1990 | Rob Bodine, MG | 14 |
| 1991 | Rob Bodine, MG | 27 |
| 1992 | Brentson Buckner, DT | 18 |
| 1993 | Brentson Buckner, DT | 14 |
| 1994 | Darnell Stephens, OLB | 13 |
| | Wardell Rouse, OLB | 13 |
| 1995 | Anthony Simmons, LB | 11 |
| 1996 | Trevor Pryce, DT | 20 |
| 1997 | Anthony Simmons, LB | 25 |
| 1998 | Rahim Abdullah, OLB | 15 |
| | Adrian Dingle, DE | 15 |
| 1999 | Keith Adams, LB | 35 |
| 2000 | Keith Adams, LB | 19 |
| 2001 | Bryant McNeal, DE | 12 |
| 2002 | Bryant McNeal, DE | 14 |
| 2003 | Leroy Hill, LB | 27 |
| 2004 | Leroy Hill, LB | 19 |
| 2005 | Gaines Adams, DE | 15 |
| 2006 | Gaines Adams, DE | 17.5 |

Pass Breakups

| Year | Player, Pos. | PBU |
|------|----------------------|-----|
| 1977 | Mark Heniford, DE | 7 |
| 1978 | Steve Ryan, CB | 5 |
| 1979 | Eddie Geathers, CB | 6 |
| 1980 | Willie Underwood, SS | 8 |
| 1981 | Hollis Hall, CB | 11 |
| 1982 | Terry Kinard, FS | 12 |

| | | |
|------|------------------------|----|
| 1983 | Rod McSwain, CB | 11 |
| 1984 | Ty Davis, CB | 15 |
| 1985 | Delton Hall, CB | 15 |
| 1986 | Delton Hall, CB | 14 |
| 1987 | Donnell Woolford, CB | 15 |
| 1988 | Donnell Woolford, CB | 15 |
| 1989 | Jerome Henderson, CB | 14 |
| 1990 | Dexter Davis, CB | 9 |
| 1991 | Robert O'Neal, FS | 11 |
| 1992 | Robert O'Neal, FS | 9 |
| 1993 | Brian Dawkins, SS | 10 |
| 1994 | Dexter McCleon, CB | 7 |
| 1995 | Dexter McCleon, CB | 13 |
| 1996 | Andy Ford, CB | 6 |
| | Dexter McCleon, CB | 6 |
| 1997 | Antwan Edwards, DB | 15 |
| 1998 | Antwan Edwards, CB | 14 |
| 1999 | Dextra Polite, CB | 17 |
| 2000 | Darrel Crutchfield, CB | 9 |
| 2001 | Charles Hafley, SS | 10 |
| 2002 | Brian Mance, CB | 11 |
| 2003 | Justin Miller, CB | 13 |
| 2004 | Tye Hill, CB | 21 |
| 2005 | Gaines Adams, DE | 9 |
| 2006 | Chris Clemons, S | 8 |

Passes Defended

| Year | Player, Pos. | Int. | PBU | PD |
|------|----------------------|------|-----|----|
| 1977 | Steve Ryan, CB | 6 | 4 | 10 |
| 1978 | Steve Ryan, CB | 4 | 5 | 9 |
| 1979 | Eddie Geathers, CB | 3 | 6 | 9 |
| 1980 | Willie Underwood, SS | 2 | 8 | 10 |
| 1981 | Hollis Hall, CB | 5 | 11 | 16 |
| 1982 | Terry Kinard, FS | 6 | 12 | 18 |
| 1983 | Rod McSwain | 2 | 11 | 13 |
| 1984 | Ty Davis, CB | 2 | 15 | 17 |
| 1985 | Delton Hall, CB | 1 | 15 | 16 |
| 1986 | Delton Hall, CB | 4 | 14 | 18 |
| 1987 | Donnell Woolford, CB | 5 | 15 | 20 |
| 1988 | Donnell Woolford, CB | 1 | 15 | 16 |
| 1989 | Robert O'Neal, FS | 8 | 9 | 17 |
| 1990 | Dexter Davis, CB | 6 | 9 | 15 |
| 1991 | Robert O'Neal, FS | 2 | 11 | 13 |
| 1992 | Robert O'Neal, FS | 2 | 9 | 11 |
| 1993 | Brian Dawkins, SS | 6 | 9 | 15 |
| 1994 | Dexter McCleon, CB | 4 | 8 | 12 |
| 1995 | Brian Dawkins, SS | 6 | 9 | 15 |
| | Dexter McCleon, CB | 2 | 13 | 15 |
| 1996 | Peter Ford, CB | 2 | 4 | 6 |
| | Andy Ford, CB | 0 | 6 | 6 |
| | Dexter McCleon, CB | 0 | 6 | 6 |
| 1997 | Antwan Edwards, CB | 4 | 15 | 19 |
| 1998 | Antwan Edwards, CB | 2 | 14 | 16 |
| 1999 | Dextra Polite, CB | 4 | 17 | 21 |
| 2000 | Alex Ardley, CB | 6 | 7 | 13 |
| 2001 | Charles Hafley, SS | 4 | 10 | 14 |
| 2002 | Brian Mance, CB | 6 | 11 | 17 |
| | Justin Miller, CB | 8 | 9 | 17 |
| 2003 | Justin Miller, CB | 2 | 13 | 15 |
| 2004 | Tye Hill, CB | 0 | 21 | 21 |
| 2005 | Tye Hill, CB | 3 | 7 | 10 |
| 2006 | Chris Clemons, S | 1 | 8 | 9 |

Sacks

| Year | Player, Pos. | Sacks-Yards |
|------|------------------------|-------------|
| 1977 | Archie Reese, DT | 8 |
| 1978 | Jonathan Brooks, DE | 6 |
| 1979 | Jim Stuckey, DT | 10 |
| 1980 | Steve Durham, DT | 6-44 |
| 1981 | Jeff Bryant, DT | 8-61 |
| 1982 | Jim Scott, DT | 6-44 |
| 1983 | William Perry, MG | 6-40 |
| 1984 | William Perry, MG | 10-68 |
| 1985 | Steve Berlin, DT | 3-26 |
| 1986 | Michael Dean Perry, DT | 9-60 |
| 1987 | Michael Dean Perry, DT | 10-86 |
| 1988 | Jesse Hatcher, OLB | 7.5-58 |
| 1989 | Chester McGlockton, DT | 7-46 |
| 1990 | Vance Hammond, DT | 8.5-63 |



Linebacker James Earle led the Tigers in tackles (79) in 1987.

| | | |
|------|-----------------------|---------|
| 1991 | Rob Bodine, MG | 7.5-62 |
| 1992 | Ashley Sheppard, OLB | 8.5-67 |
| 1993 | Brentson Buckner, DT | 6.5-42 |
| 1994 | Darnell Stephens, OLB | 8-54 |
| 1995 | Patrick Sapp, OLB | 5.5-33 |
| 1996 | Trevor Pryce, DT | 7.5-79 |
| 1997 | Anthony Simmons, LB | 8-57 |
| 1998 | Adrian Dingle, DE | 10.5-64 |
| 1999 | Keith Adams, LB | 16-122 |
| 2000 | Keith Adams, LB | 7-74 |
| | Nick Eason, DT | 7-63 |
| 2001 | Bryant McNeal, DE | 8-51 |
| 2002 | Bryant McNeal, DE | 9-63 |
| 2003 | Leroy Hill, LB | 8-57 |
| 2004 | Leroy Hill, LB | 8-66 |
| 2005 | Gaines Adams, DE | 9.5-64 |
| 2006 | Gaines Adams, DE | 12.5-87 |

Takeaways

| Year | Player, Pos. | Int. | RF | Tot. |
|------|----------------------|------|----|------|
| 1961 | Wendell Black, DB | 0 | 3 | 3 |
| 1962 | Rodney Rogers, DB | 3 | 1 | 4 |
| 1963 | Jimmy Bell, DB | 3 | 0 | 3 |
| | Walter Cox, DL | 1 | 2 | 3 |
| 1964 | Jimmy Bell, DB | 5 | 0 | 5 |
| | Richard Cooper, LB | 3 | 2 | 5 |
| 1965 | Kit Jackson, DB | 4 | 2 | 6 |
| 1966 | Phil Marion, DB | 4 | 1 | 5 |
| 1967 | Jimmy Carter, LB | 2 | 1 | 3 |
| 1968 | Bob Craig, DB | 3 | 1 | 4 |
| | Ronnie Ducworth, DE | 0 | 4 | 4 |
| 1969 | Bob Craig, DB | 3 | 1 | 4 |
| 1970 | Four players with | -- | -- | 4 |
| 1971 | Bobby Johnson, DB | 4 | 3 | 7 |
| 1972 | Jeff Siepe, DB | 3 | 1 | 4 |
| | Jeff Stocks, DE | 1 | 3 | 4 |
| 1973 | Lynn Carson, DB | 5 | 1 | 6 |
| 1974 | Dennis Smith, DB | 6 | 0 | 6 |
| 1975 | Dennis Smith, DB | 1 | 3 | 4 |
| 1976 | Randy Scott, LB | 2 | 2 | 4 |
| 1977 | Steve Ryan, CB | 6 | 0 | 6 |
| 1978 | Steve Ryan, CB | 4 | 2 | 6 |
| 1979 | Jeff Davis, ILB | 3 | 2 | 5 |
| 1980 | Eddie Geathers, CB | 3 | 1 | 4 |
| 1981 | Hollis Hall, CB | 5 | 1 | 6 |
| | Terry Kinard, FS | 6 | 0 | 6 |
| 1982 | Terry Kinard, FS | 6 | 1 | 7 |
| 1983 | Ty Davis, CB | 4 | 0 | 4 |
| | William Devane, MG | 0 | 4 | 4 |
| 1984 | Terence Mack, OLB | 3 | 1 | 4 |
| 1985 | Henry Walls, ILB | 2 | 3 | 5 |
| 1986 | Delton Hall, CB | 5 | 0 | 5 |
| 1987 | Donnell Woolford, CB | 5 | 1 | 6 |
| 1988 | Gene Beasley, SS | 3 | 3 | 6 |
| 1989 | Robert O'Neal, FS | 8 | 1 | 9 |
| 1990 | Dexter Davis, CB | 6 | 1 | 7 |
| 1991 | Kenzil Jackson, ILB | 2 | 1 | 3 |
| | Tyron Mouzon, SS | 3 | 0 | 3 |
| 1992 | Norris Brown, SS | 3 | 0 | 3 |
| | Tim Jones, ILB | 3 | 0 | 3 |
| | Darnell Stephens, SS | 3 | 0 | 3 |
| 1993 | Brian Dawkins, SS | 3 | 1 | 4 |
| | Tim Jones, ILB | 2 | 2 | 4 |
| | Wardell Rouse, OLB | 2 | 2 | 4 |
| 1994 | Andre Carter, FS | 4 | 1 | 5 |

| | | | | |
|------|---------------------|---|---|---|
| 1995 | Brian Dawkins, SS | 6 | 2 | 8 |
| 1996 | Kelton Dunnican, FB | 0 | 3 | 3 |
| 1997 | Antwan Edwards, DB | 4 | 0 | 4 |
| 1998 | Antwan Edwards, CB | 2 | 2 | 4 |
| 1999 | Robert Carswell, FS | 6 | 1 | 7 |
| 2000 | Alex Ardley, CB | 6 | 0 | 6 |
| 2001 | Charles Hafley, SS | 4 | 1 | 5 |
| 2002 | Justin Miller, CB | 8 | 0 | 8 |
| 2003 | Jamaal Fudge, ROV | 4 | 1 | 5 |
| 2004 | Justin Miller, CB | 3 | 1 | 4 |
| 2005 | Jamaal Fudge, S | 3 | 1 | 4 |
| | Tye Hill, CB | 3 | 1 | 4 |
| 2006 | Crezdon Butler, CB | 3 | 1 | 4 |
| | Duane Coleman, CB | 1 | 3 | 4 |
| | Michael Hamlin, S | 2 | 2 | 4 |
| | Nick Watkins, LB | 3 | 1 | 4 |

Recovered Fumbles

| Year | Player, Pos. | RF |
|------|----------------------|----|
| 1954 | Wingo Avery, LB | 3 |
| 1955 | Willie Smith, DE | 2 |
| 1956 | Willie Smith, DE | 3 |
| 1957 | Ray Masneri, DE | 2 |
| 1958 | Bill Thomas, DL | 2 |
| 1959 | Harold Olson, DT | 3 |
| 1960 | Bob Coleman, LB | 3 |
| 1961 | Wendell Black, DB | 3 |
| 1962 | Many players with | 1 |
| 1963 | Four players with | 2 |
| 1964 | Joe Blackwell, DL | 3 |
| 1965 | Three players with | 2 |
| 1966 | Wayne Page, DB | 2 |
| 1967 | George Burnett, DB | 2 |
| 1968 | Ronnie Ducworth, DE | 4 |
| 1969 | Ivan Southerland, DE | 3 |
| 1970 | B.B. Elvington, DT | 4 |
| 1971 | Larry Hefner, LB | 3 |
| | Bobby Johnson, DB | 3 |
| 1972 | Jeff Stocks, DE | 3 |
| 1973 | G.G. Galloway, DT | 3 |
| 1974 | Willie Anderson, MG | 2 |
| 1975 | Dennis Smith, DB | 3 |
| 1976 | Five players with | 2 |
| 1977 | Roy Eppes, DB | 3 |
| 1978 | Randy Scott, ILB | 3 |
| 1979 | Jeff Davis, ILB | 2 |
| 1980 | Jeff Davis, ILB | 2 |
| | Joe Glenn, DE | 2 |
| 1981 | Jeff Davis, ILB | 4 |
| 1982 | many (4) | 2 |
| 1983 | William Devane, MG | 4 |
| 1984 | William Perry, MG | 3 |
| 1985 | A.J. Johnson, FS | 3 |
| | Henry Walls, ILB | 3 |
| 1986 | many (8) | 1 |
| 1987 | Tony Stephens, MG | 2 |
| 1988 | Gene Beasley, SS | 3 |
| | Doug Brewster, ILB | 3 |
| 1989 | Levon Kirkland, OLB | 3 |
| | Vince Taylor, ILB | 3 |
| 1990 | many (3) | 2 |
| 1991 | Levon Kirkland, OLB | 2 |
| | Wayne Simmons, OLB | 2 |
| 1992 | Eight players with | 1 |
| 1993 | many (3) | 2 |
| 1994 | LaMarick Simpson, DT | 3 |
| 1995 | Brian Dawkins, SS | 2 |
| 1996 | Kelton Dunnican, FB | 3 |
| 1997 | Rahim Abdullah, OLB | 2 |
| 1998 | Adrian Dingle, DE | 3 |
| 1999 | Keith Adams, LB | 2 |
| 2000 | many (3) | 2 |
| 2001 | Nick Eason, DT | 2 |
| 2002 | Rodney Thomas, LB | 2 |
| 2003 | many (9) | 1 |
| 2004 | Travis Pugh, FS | 2 |
| 2005 | Dorell Scott, DT | 2 |
| 2006 | Gaines Adams, DE | 3 |
| | Duane Coleman, CB | 3 |

Individual Season & Career Defensive Bests



Season

Tackles

| Rk Player, Pos. | Year | Tac. |
|------------------------|------|------|
| 1. Keith Adams, LB | 1999 | 186 |
| 2. Anthony Simmons, LB | 1996 | 178 |
| 3. Jeff Davis, LB | 1981 | 175 |
| 4. Bubba Brown, LB | 1978 | 170 |
| 5. John Leake, LB | 2002 | 169 |
| 6. Rodney Thomas, LB | 2002 | 167 |
| 7. Jeff Davis, LB | 1980 | 160 |
| 8. Anthony Simmons, LB | 1997 | 158 |
| 9. Chad Carson, LB | 2000 | 156 |
| 10. Henry Walls, LB | 1985 | 153 |

Tackles For Loss

| Rk Player, Pos. | Year | TFL |
|---------------------------|------|-----|
| 1. Keith Adams, LB | 1999 | 35 |
| 2. William Perry, MG | 1984 | 27 |
| Rob Bodine, MG | 1991 | 27 |
| Leroy Hill, LB | 2003 | 27 |
| 5. Anthony Simmons, LB | 1997 | 25 |
| 6. Michael Dean Perry, DT | 1987 | 24 |
| 7. Jim Stuckey, DT | 1979 | 20 |
| Trevor Pryce, DT | 1996 | 20 |
| 9. Jeff Bryant, DT | 1981 | 19 |
| Keith Adams, LB | 2000 | 19 |
| Leroy Hill, LB | 2004 | 19 |

Sacks

| Rk Player, Pos. | Year | Sacks |
|---------------------------|------|-------|
| 1. Keith Adams, LB | 1999 | 16 |
| 2. Gaines Adams, DE | 2006 | 12.5 |
| 3. Adrian Dingle, DE | 1998 | 10.5 |
| 4. Jim Stuckey, DT | 1979 | 10 |
| William Perry, MG | 1984 | 10 |
| Michael Dean Perry, DT | 1987 | 10 |
| 7. Gaines Adams, DE | 2005 | 9.5 |
| 8. Michael Dean Perry, DT | 1986 | 9 |
| Bryant McNeal, DE | 2002 | 9 |
| 10. Vance Hammond, DT | 1990 | 8.5 |
| Ashley Sheppard, OLB | 1992 | 8.5 |

Pass Breakups

| Rk Player, Pos. | Year | PBU |
|------------------------|------|-----|
| 1. Tye Hill, CB | 2004 | 21 |
| 2. Dextra Polite, CB | 1999 | 17 |
| 3. Ty Davis, CB | 1984 | 15 |
| Delton Hall, CB | 1985 | 15 |
| Donnell Woolford, CB | 1987 | 15 |
| Donnell Woolford, CB | 1988 | 15 |
| Antwan Edwards, DB | 1997 | 15 |
| 8. Reggie Pleasant, CB | 1984 | 14 |
| Delton Hall, CB | 1986 | 14 |
| Jerome Henderson, CB | 1989 | 14 |
| Antwan Edwards, CB | 1998 | 14 |



Anthony Simmons recorded 486 tackles in just three seasons (1995-97) at Clemson.

Passes Defended

| Rk Player, Pos. | Year | Int. | PBU | PD |
|-------------------------|------|------|-----|----|
| 1. Dextra Polite, CB | 1999 | 4 | 17 | 21 |
| Tye Hill, CB | 2004 | 0 | 21 | 21 |
| 3. Donnell Woolford, CB | 1987 | 5 | 15 | 20 |
| 4. Antwan Edwards, CB | 1997 | 4 | 15 | 19 |
| 5. Terry Kinard, FS | 1982 | 6 | 12 | 18 |
| Delton Hall, CB | 1986 | 4 | 14 | 18 |
| 7. Ty Davis, CB | 1984 | 2 | 15 | 17 |
| James Lott, CB | 1987 | 4 | 13 | 17 |
| Robert O'Neal, FS | 1989 | 8 | 9 | 17 |
| Brian Mance, CB | 2002 | 6 | 11 | 17 |
| Justin Miller, CB | 2002 | 8 | 9 | 17 |

Takeaways

| Rk Player, Pos. | Year | Int. | RF | Tot. |
|----------------------|------|------|----|------|
| 1. Robert O'Neal, FS | 1989 | 8 | 1 | 9 |
| 2. Brian Dawkins, FS | 1995 | 6 | 2 | 8 |
| Justin Miller, CB | 2002 | 8 | 0 | 8 |
| 4. Fred Knoebel, DB | 1952 | 7 | * | 7 |
| Bobby Johnson, DB | 1971 | 4 | 3 | 7 |
| Terry Kinard, FS | 1982 | 6 | 1 | 7 |
| Dexter Davis, CB | 1990 | 6 | 1 | 7 |
| Robert Carswell, FS | 1999 | 6 | 1 | 7 |

Career

Tackles

| Rk Player, Pos. | Years | Tac. |
|------------------------|---------|------|
| 1. Bubba Brown, LB | 1976-79 | 515 |
| 2. Anthony Simmons, LB | 1995-97 | 486 |
| 3. Jeff Davis, LB | 1978-81 | 469 |
| 4. Chad Carson, LB | 1998-01 | 448 |
| 5. John Leake, LB | 2000-03 | 443 |
| 6. Ed McDaniel, LB | 1988-91 | 389 |
| 7. Randy Scott, LB | 1975-78 | 382 |
| 8. Keith Adams, LB | 1998-00 | 379 |
| 9. Robert Carswell, FS | 1997-00 | 374 |
| 10. Tim Jones, LB | 1991-94 | 338 |

Sacks

| Rk Player, Pos. | Years | Sacks |
|---------------------------|---------|-------|
| 1. Michael Dean Perry, DT | 1984-87 | 28 |
| Gaines Adams, DE | 2003-06 | 28 |
| 3. William Perry, MG | 1981-84 | 27 |
| 4. Adrian Dingle, DE | 1995-98 | 23 |
| Keith Adams, LB | 1998-00 | 23 |
| 6. Brentson Buckner, DT | 1990-93 | 22 |
| Bryant McNeal, DE | 1999-02 | 22 |
| 8. Chester McGlockton, DT | 1989-91 | 20.5 |
| 9. Levon Kirkland, OLB | 1988-91 | 19 |
| Wayne Simmons, OLB | 1989-92 | 19 |

Tackles For Loss

| Rk Player, Pos. | Years | TFL |
|---------------------------|---------|------|
| 1. Michael Dean Perry, DT | 1984-87 | 61 |
| 2. William Perry, MG | 1981-84 | 60 |
| 3. Keith Adams, LB | 1998-00 | 54 |
| 4. Anthony Simmons, LB | 1995-97 | 52 |
| 5. Rob Bodine, MG | 1989-91 | 48 |
| Leroy Hill, LB | 2001-04 | 48 |
| 7. Brentson Buckner, DT | 1990-93 | 46 |
| 8. Adrian Dingle, DE | 1995-98 | 45 |
| 9. Gaines Adams, DE | 2003-06 | 44.5 |
| 10. Randy Scott, LB | 1975-78 | 43 |

Pass Breakups

| Rk Player, Pos. | Years | PBU |
|-------------------------|---------|-----|
| 1. Donnell Woolford, CB | 1985-88 | 44 |
| 2. Robert O'Neal, FS | 1989-92 | 37 |
| 3. Antwan Edwards, CB | 1995-98 | 35 |
| Tye Hill, CB | 2002-05 | 35 |
| 5. Delton Hall, CB | 1983-86 | 33 |
| 6. Dexter Davis, CB | 1988-90 | 32 |
| 7. Justin Miller, CB | 2002-04 | 31 |
| 8. Terry Kinard, FS | 1979-82 | 30 |
| 9. Dexter McCleon, CB | 1993-96 | 28 |
| 10. Ty Davis, CB | 1980-84 | 27 |



Safety Terry Kinard (1979-82) holds the Clemson record for career takeaways (19).

Passes Defended

| Rk Player, Pos. | Years | Int. | PBU | PD |
|-------------------------|---------|------|-----|----|
| 1. Donnell Woolford, CB | 1985-88 | 10 | 44 | 54 |
| 2. Robert O'Neal, FS | 1989-92 | 12 | 37 | 49 |
| 3. Terry Kinard, FS | 1979-82 | 17 | 30 | 47 |
| 4. Justin Miller, CB | 2002-04 | 13 | 31 | 44 |
| 5. Antwan Edwards, DB | 1995-98 | 8 | 35 | 43 |
| 6. Dexter Davis, CB | 1988-90 | 10 | 32 | 42 |
| 7. Tye Hill, CB | 2002-05 | 5 | 35 | 40 |
| 8. Delton Hall, CB | 1983-86 | 6 | 33 | 39 |
| 9. Alex Ardley, CB | 1998-00 | 12 | 26 | 38 |
| 10. Dexter McCleon, CB | 1993-96 | 9 | 28 | 37 |

Caused Fumbles

| Rk Player, Pos. | Years | CF |
|------------------------|---------|----|
| 1. Jeff Davis, LB | 1978-81 | 10 |
| Ed McDaniel, ILB | 1988-91 | 10 |
| 3. Danny Triplett, LB | 1979-82 | 8 |
| William Perry, MG | 1981-84 | 8 |
| Chester McGlockton, DT | 1989-91 | 8 |
| 6. Levon Kirkland, OLB | 1988-91 | 7 |
| Keith Adams, LB | 1998-00 | 7 |

Recovered Fumbles

| Rk Player, Pos. | Years | RF |
|----------------------|---------|----|
| 1. Jeff Davis, LB | 1978-81 | 8 |
| 2. William Perry, MG | 1981-84 | 7 |
| Levon Kirkland, OLB | 1988-91 | 7 |
| 4. Willie Smith, DE | 1954-56 | 6 |
| Ronnie Ducworth, DE | 1966-68 | 6 |
| Gene Beasley, SS | 1985-88 | 6 |
| Doug Brewster, LB | 1987-90 | 6 |


Takeaways

| Rk Player, Pos. | Years | Int. | RF | Tot. |
|-----------------------|---------|------|----|------|
| 1. Terry Kinard, FS | 1979-82 | 17 | 2 | 19 |
| 2. Fred Knoebel, DB | 1950-52 | 15 | * | 15 |
| Brian Dawkins, SS | 1992-95 | 11 | 4 | 15 |
| 4. Eddie Geathers, CB | 1977-80 | 12 | 2 | 14 |
| Robert O'Neal, FS | 1989-92 | 12 | 2 | 14 |
| Justin Miller, CB | 2002-04 | 13 | 1 | 14 |
| 7. Dexter Davis, CB | 1988-90 | 10 | 3 | 13 |
| 8. Dennis Smith, CB | 1973-75 | 9 | 3 | 12 |
| Jeff Davis, LB | 1978-81 | 4 | 8 | 12 |
| Steve Ryan, FS | 1975-78 | 10 | 2 | 12 |
| Gene Beasley, SS | 1985-88 | 6 | 6 | 12 |
| Donnell Woolford, CB | 1985-88 | 10 | 2 | 12 |
| Peter Ford, CB | 1993-96 | 11 | 1 | 12 |
| Alex Ardley, CB | 1998-00 | 12 | 0 | 12 |
| Jamaal Fudge, S | 2002-05 | 10 | 2 | 12 |




Top-25 NCAA Stat Rankings

| Year | Player/Team | Category | Finish | Figure |
|------|-----------------|------------------------|--------|--------|
| 1937 | Clemson | Pass Defense | 6 | 39.6 |
| | Bob Bailey | Punting | 9 | 40.0 |
| 1938 | Shad Bryant | Punt Returns | 5 | 18.0 |
| 1939 | Clemson | Pass Defense | 4 | 37.0 |
| | Clemson | Rushing Offense | 6 | 219.1 |
| | Banks McFadden | Punting | 6 | 42.7 |
| 1941 | Clemson | Scoring Offense | 8 | 25.9 |
| | Clemson | Rushing Offense | 9 | 236.9 |
| | Clemson | Total Offense | 10 | 319.9 |
| | Charlie Timmons | Scoring | 5 | 77 |
| | Booty Payne | Punting | 6 | 41.7 |
| 1944 | Sid Tinsley | Punting | 6 | 39.7 |
| 1947 | Clemson | Passing Offense | 5 | 147.9 |
| 1948 | Clemson | Scoring Defense | 2 | 5.3 |
| | Clemson | Total Defense | 3 | 176.0 |
| | Clemson | Rushing Defense | 10 | 100.1 |
| | Ray Mathews | Scoring | 7 | 78 |
| 1949 | Jackie Calvert | Punting | 7 | 41.8 |
| 1950 | Clemson | Total Offense | 4 | 431.2 |
| | Clemson | Rushing Offense | 8 | 294.2 |
| | Fred Cone | Scoring | 10 | 86 |
| 1951 | Clemson | Interceptions | 6 | 13.8% |
| | Clemson | Pass Defense | 20 | 91.2 |
| | Clemson | Total Defense | 20 | 231.7 |
| | Billy Hair | Total Offense | 6 | 1579 |
| | Glenn Smith | Receiving | 19 | 35 |
| 1953 | Dreher Gaskin | Pass Receiving | 21 | 22 |
| 1954 | Clemson | Total Defense | 3 | 176.1 |
| | Clemson | Rushing Defense | 4 | 96.9 |
| | Clemson | Punt Returns | 16 | 14.9 |
| | Joe Pagliei | Punting | 25 | 36.7 |
| 1955 | Joel Wells | Rushing | 7 | 782 |
| | Joe Pagliei | Punting | 15 | 39.1 |
| 1956 | Clemson | Pass Defense | 8 | 526 |
| | Joel Wells | Rushing | 18 | 678 |
| 1957 | Clemson | Interception Avoidance | 11 | 5.4% |
| | Clemson | Scoring Defense | 11 | 7.8 |
| | Clemson | Pass Defense | 14 | 59.7 |
| | Clemson | Total Defense | 16 | 215.9 |
| | Clemson | Total Offense | 19 | 327.7 |
| | Clemson | Rushing Offense | 22 | 223.2 |
| | Harvey White | Touchdown Passes | 4 | 11 |
| | Harvey White | Passing Yards | 17 | 841 |
| | Harvey White | Total Offense | 18 | 1038 |
| 1958 | Clemson | Rushing Offense | 11 | 225.8 |
| | Clemson | Total Offense | 21 | 315.3 |



Buddy Gore finished both 1966 and 1967 in the top 25 in the nation in rushing.

| | | | | |
|------|----------------|------------------------|----|-------|
| | Bobby Morgan | Punt Returns | 20 | 15.9 |
| 1959 | Clemson | Rushing Defense | 6 | 108.5 |
| | Clemson | Scoring Offense | 6 | 26.2 |
| | Clemson | Kickoff Returns | 8 | 24.1 |
| | Clemson | Total Defense | 11 | 197.1 |
| | George Usry | Punt Return Yards | 7 | 175 |
| | Bill Mathis | Scoring | 10 | 70 |
| | Bill Mathis | Kickoff Returns | 14 | 294 |
| 1960 | Clemson | Fewest Fumbles | 2 | 6 |
| | Clemson | Rushing Defense | 12 | 114.3 |
| | Clemson | Total Defense | 18 | 214.3 |
| | Clemson | Total Offense | 25 | 305.2 |
| | Lon Armstrong | Kick Scoring | 10 | 33 |
| | Bill McGuirt | Scoring | 20 | 54 |
| 1961 | Clemson | Punt Returns | 5 | 14.8 |
| | Clemson | Punting | 14 | 38.8 |
| | Clemson | Pass Offense | 19 | 129.2 |
| | Eddie Wernitz | Punting | 9 | 40.2 |
| | Elmo Lam | Punt Returns | 11 | 179 |
| | Lon Armstrong | Kick Scoring | 20 | 29 |
| 1962 | Clemson | Field Goals | 3 | 7 |
| | Clemson | Punting | 8 | 39.7 |
| | Clemson | PATs | 12 | 21 |
| | Eddie Wernitz | Punting | 11 | 40.7 |
| | Rodney Rogers | Kick Scoring | 15 | 33 |
| 1963 | Clemson | Total Defense | 5 | 184.7 |
| | Clemson | Rushing Defense | 6 | 93.1 |
| | Clemson | PATs | 17 | 95.8% |
| | Clemson | Total Offense | 20 | 313.9 |
| | Hugh Mauldin | Punt Returns | 12 | 193 |
| | Frank Pearce | Kick Scoring | 17 | 33 |
| 1966 | Buddy Gore | Rushing | 23 | 750 |
| 1967 | Buddy Gore | Rushing | 8 | 1045 |
| 1969 | John Shields | Kickoff Returns | 14 | 21.6 |
| | Ray Yaeger | Rushing | 15 | 968 |
| 1970 | Don Kelley | Punt Returns | 6 | 16.2 |
| | Jack Anderson | Punting | 9 | 41.0 |
| 1973 | Clemson | Punting | 12 | 41.8 |
| | Ken Pengitore | Total Offense | 10 | 176.5 |
| | Mitch Tyner | Punting | 14 | 41.8 |
| 1977 | Steve Fuller | Total Offense | 19 | 172.7 |
| 1978 | Clemson | Interception Avoidance | 2 | 5 |
| | Clemson | Punt Returns | 2 | 13.5 |
| | Clemson | Turnovers Lost | 3 | 20 |
| | Clemson | Total Offense | 4 | 436.7 |
| | Clemson | Scoring Defense | 5 | 10.5 |
| | Clemson | Scoring Offense | 5 | 31.9 |
| | Clemson | Turnover Margin | 5 | +1.6 |
| | Clemson | Rushing Offense | 6 | 296.5 |
| | Clemson | Pass Defense | 8 | 100.3 |
| | Clemson | Total Defense | 15 | 254.2 |
| | Lester Brown | Scoring | 4 | 9.3 |
| | Willie Jordan | Punt Returns | 4 | 13.8 |
| | Jerry Butler | Receiving | 10 | 4.9 |
| | Obed Ariri | Scoring | 12 | 7.4 |
| | Steve Fuller | Total Offense | 21 | 182.1 |
| 1979 | Clemson | Scoring Defense | 3 | 8.4 |
| | Clemson | Turnovers Lost | 3 | 18 |
| | Clemson | Net Punting | 4 | 41.0 |
| | Clemson | Total Defense | 7 | 237.5 |
| | Clemson | Rushing Defense | 10 | 117.5 |
| | David Sims | Punting | 4 | 44.4 |
| | Obed Ariri | Field Goals/G | 5 | 1.36 |
| 1980 | Obed Ariri | Field Goals/G | 1 | 2.09 |
| | Obed Ariri | Scoring | 9 | 7.9 |
| | Perry Tuttle | Receiving | 13 | 4.8 |
| 1981 | Clemson | Scoring Defense | 2 | 8.2 |
| | Clemson | Turnover Margin | 6 | +1.45 |
| | Clemson | Total Defense | 7 | 251.5 |
| | Clemson | Rushing Defense | 8 | 88.7 |
| | Homer Jordan | Passing Efficiency | 12 | 133.4 |
| | Terry Kinard | Interceptions | 15 | 0.56 |
| | Dale Hatcher | Punting | 19 | 43.2 |
| 1982 | Clemson | Rushing Defense | 10 | 97.4 |
| | Clemson | Scoring Defense | 10 | 13.4 |
| | Johnny Rembert | Interceptions | 8 | 0.6 |
| | Cliff Austin | Rushing | 11 | 106.4 |
| | Terry Kinard | Interceptions | 12 | 0.55 |
| | Cliff Austin | Scoring | 15 | 8.4 |



William Perry led the nation in tackles for loss per game (2.45) during the 1984 season.

| | | | | |
|------|------------------|--------------------|----|--------|
| 1983 | Clemson | Turnover Margin | 8 | +1.273 |
| | Clemson | Net Punting | 9 | 40.3 |
| | Clemson | Scoring Offense | 10 | 30.7 |
| | Clemson | Rushing Offense | 12 | 250.2 |
| | Mike Eppley | Passing Efficiency | 3 | 146.0 |
| | Bob Paulling | Kick Scoring | 6 | 8.2 |
| | Dale Hatcher | Punting | 7 | 43.6 |
| | Bob Paulling | Field Goals/G | 10 | 1.64 |
| | Bob Paulling | Scoring | 11 | 8.2 |
| | Ray Williams | Kickoff Returns | 11 | 23.5 |
| 1984 | Clemson | Net Punting | 3 | 42.7 |
| | Clemson | Scoring | 9 | 31.5 |
| | Donald Igwebuike | Field Goal % | 1 | 94.7 |
| | William Perry | Tackles for Loss/G | 1 | 2.45 |
| | Donald Igwebuike | Kick Scoring | 9 | 8.1 |
| | Donald Igwebuike | Scoring | 13 | 8.1 |
| | Dale Hatcher | Punting | 20 | 43.7 |
| | Mike Eppley | Passing Efficiency | 25 | 123.8 |
| 1985 | Clemson | Rushing Offense | 13 | 225.2 |
| | Kenny Flowers | Rushing | 24 | 95.6 |
| | David Treadwell | Field Goals/G | 25 | 1.36 |
| 1986 | Clemson | Kickoff Returns | 1 | 26.1 |
| | Clemson | Rushing Offense | 6 | 273.4 |
| | Clemson | Rushing Defense | 13 | 103.5 |
| | Clemson | Scoring Defense | 15 | 15.1 |
| | Clemson | Total Defense | 25 | 309.5 |
| | Terrance Roulhac | Kickoff Returns | 1 | 33.0 |
| | Terrence Flagler | Yards/Rush | 3 | 6.6 |
| | Terrence Flagler | Rushing | 13 | 106.9 |
| 1987 | Clemson | Rushing Defense | 2 | 80.0 |
| | Clemson | Punt Returns | 5 | 13.6 |
| | Clemson | Total Defense | 5 | 240.0 |
| | Clemson | Scoring Defense | 13 | 15.1 |
| | Clemson | Rushing Offense | 15 | 244.3 |
| | David Treadwell | Field Goal% | 1 | 85.7 |
| | Donnell Woolford | Punt Returns | 3 | 15.5 |
| | David Treadwell | Field Goals/G | 5 | 1.8 |
| | James Lott | Punt Returns | 16 | 11.7 |
| | David Treadwell | Scoring | 16 | 8.2 |
| 1988 | Clemson | Turnover Margin | 2 | +1.82 |
| | Clemson | Scoring Defense | 8 | 13.7 |
| | Clemson | Rushing Offense | 9 | 277.6 |
| | Clemson | Total Defense | 12 | 279.5 |
| | Clemson | Rushing Defense | 14 | 116.2 |
| | Clemson | Scoring Offense | 22 | 29.9 |
| | Terry Allen | Rushing | 15 | 103.6 |
| | Chris Gardocki | Field Goals/G | 16 | 1.56 |

Top-25 NCAA Stat Rankings



Nelson Welch was in the top 14 nationally in field goals per game for four straight years.

| | | | | |
|------|-------------------|----------------------------|----------|--------------|
| 1989 | Clemson | Turnover Margin | 2 | +1.82 |
| | Clemson | Rushing Defense | 5 | 94.6 |
| | Clemson | Scoring Defense | 5 | 11.91 |
| | Clemson | Total Defense | 5 | 267.9 |
| | Clemson | Net Punting | 10 | 38.7 |
| | Clemson | Kickoff Returns | 12 | 22.4 |
| | Clemson | Rushing Offense | 16 | 234.9 |
| | Clemson | Scoring Offense | 18 | 31.0 |
| | Clemson | Pass Defense | 22 | 173.3 |
| | Chris Gardocki | Field Goal/G | T-6 | 1.82 |
| | Chris Gardocki | Punting | 10 | 42.68 |
| | Robert O'Neal | Interceptions | 10 | 0.64 |
| | Chris Gardocki | Scoring | 22 | 8.91 |
| 1990 | Clemson | Total Defense | 1 | 216.9 |
| | Clemson | Rushing Defense | 2 | 71.7 |
| | Clemson | Scoring Defense | 2 | 9.9 |
| | Clemson | Pass Efficiency Defense | 6 | 87.9 |
| | Clemson | Turnover Margin | 8 | +1.2 |
| | Clemson | Rushing Offense | 9 | 255.3 |
| | Clemson | Net Punting | 11 | 37.9 |
| | Clemson | Kickoff Returns | 21 | 21.5 |
| | Chris Gardocki | Field Goals/G | 4 | 1.73 |
| | Chris Gardocki | Punting | 4 | 44.34 |
| | Dexter Davis | Interceptions | 14 | 0.55 |
| 1991 | Clemson | Rushing Defense | 1 | 53.4 |
| | Clemson | Total Defense | 4 | 263.2 |
| | Clemson | Rushing Offense | 8 | 255.7 |
| | Clemson | Scoring Defense | 10 | 13.5 |
| | Clemson | Punt Returns | 13 | 12.1 |
| | Clemson | Total Offense | 25 | 409.7 |
| | Rob Bodine | Tackles for Loss/G | 1 | 2.45 |
| | Nelson Welch | Field Goals/G | T-4 | 1.55 |
| | Darnell Stephens | Punt Returns | 8 | 14.1 |
| 1992 | Clemson | Rushing Offense | 6 | 257.1 |
| | Clemson | Rushing Defense | 13 | 120.1 |
| | Nelson Welch | Field Goals/G | 2 | 2.0 |
| | Nelson Welch | Kick-scoring | 3 | 8.1 |
| | Nelson Welch | Scoring | 11 | 8.1 |
| 1993 | Clemson | Punt Returns | 8 | 12.9 |
| | Clemson | Turnover Margin | 9 | +1.09 |
| | Clemson | Scoring Defense | 15 | 16.3 |
| | Clemson | Kickoff Returns | 23 | 22.3 |
| | Clemson | Rushing Defense | 24 | 128.5 |
| | Dexter McCleon | Punt Returns | 11 | 12.0 |
| | Nelson Welch | Field Goals/G | 14 | 1.36 |
| 1994 | Clemson* | Fewest Lost Fumbles | 1 | 2 |
| | Clemson | Turnover Margin | 1 | +1.55 |
| | Clemson | Rushing Defense | 14 | 113.5 |
| | Clemson | Scoring Defense | 17 | 17.1 |
| | Nelson Welch | Field Goals/G | 13 | 1.45 |

| | | | | |
|------|--------------------|-------------------------|----------|------------|
| 1995 | Clemson | Rushing Offense | 4 | 259.5 |
| | Clemson | Interceptions | 6 | 21 |
| | Clemson | Scoring Defense | 10 | 16.2 |
| | Clemson | Kickoff Returns | 12 | 22.7 |
| | Clemson | Pass Efficiency Defense | 16 | 101.2 |
| | Clemson | Rushing Defense | 18 | 122.0 |
| | Clemson | Turnover Margin | 19 | +0.73 |
| | Clemson | Punt Returns | 21 | 11.9 |
| | Brian Dawkins | Interceptions/G | 8 | 0.55 |
| | Jeff Sauve | Field Goals/G | 10 | 1.36 |
| | Antwuan Wyatt | Kickoff Returns | 12 | 25.0 |
| | Antwuan Wyatt | Punt Returns | 15 | 12.3 |
| | Raymond Priester | Rushing | 18 | 116.9 |
| | Emory Smith | Touchdowns | 18 | 15 |
| | Emory Smith | Scoring | 20 | 8.2 |
| | Nealon Greene | Passing Efficiency | 22 | 137.6 |
| | Chris McNally | Punting | 23 | 41.8 |
| 1996 | Raymond Priester | Rushing | 21 | 108.5 |
| 1997 | Clemson | Rushing Defense | 6 | 88.3 |
| | Clemson | Kickoff Returns | 14 | 23.3 |
| | Clemson | Scoring Defense | 18 | 18.0 |
| | Clemson | Total Defense | 18 | 312.5 |
| | Tony Horne | Kickoff Return Avg. | 8 | 27.3 |
| | Tony Horne | All-Purpose Yards/G | 14 | 153.9 |
| | Tony Horne | Receptions/Game | 14 | 6.18 |
| | Nealon Greene | Passing Efficiency | 19 | 145.1 |
| 1998 | Clemson | Rush Defense | 14 | 104.5 |
| | Clemson | Total Defense | 25 | 320.1 |
| | Antwan Edwards | Kickoff Returns | 10 | 26.9 |
| 1999 | Clemson | Interceptions | 8 | 19 |
| | Clemson | Turnover Margin | 11 | +0.82 |
| | Clemson | Pass Efficiency Defense | 17 | 105.6 |
| | Keith Adams | Tackles | 1 | 176 |
| | Keith Adams | Tackles for Loss | 1 | 33 |
| | Keith Adams | Sacks | 2 | 16 |
| | Travis Zachery | Scoring | 9 | 9.6 |
| | Robert Carswell | Interceptions/G | 10 | 0.55 |
| | Rod Gardner | Receptions/G | 12 | 6.6 |
| | Alex Ardley | Interceptions/G | 20 | 0.45 |
| | Rod Gardner | Receiving Yards/G | 23 | 91.7 |
| 2000 | Clemson | Total Offense | 10 | 446.5 |
| | Clemson | Rushing Offense | 10 | 236.4 |
| | Clemson | Punt Returns | 14 | 15.0 |
| | Clemson | Scoring Offense | 14 | 36.0 |
| | Clemson | Fewest Turnovers Lost | 17 | 18 |
| | Clemson | Rushing Defense | 18 | 101.8 |
| | Clemson | Fewest Passes Had Int. | 20 | 9 |
| | Clemson | Pass Efficiency Offense | 23 | 132.2 |
| | Clemson | Scoring Defense | 23 | 19.3 |
| | Chad Carson | Tackles/G | 4 | 13.3 |
| | Alex Ardley | Interceptions/G | 8 | 0.55 |
| | Travis Zachery | Scoring | 14 | 9.3 |
| | Woodrow Dantzler | Passing Efficiency | 21 | 134.5 |
| | Rod Gardner | Reception Yards/G | 24 | 86.9 |
| | Joe Don Reames | Punt Return Average | 24 | 12.2 |
| | Woodrow Dantzler | Points Responsible For | 25 | 12.6 |
| 2001 | Clemson | Kickoff Returns | 10 | 24.9 |
| | Derrick Hamilton | Kickoff Returns | 3 | 31.7 |
| | Woodrow Dantzler | Total Offense | 8 | 305.8 |
| | Charles Hafley | Solo Tackles/G | 14 | 7.45 |
| | Chad Carson | Tackles/G | 19 | 11.8 |
| 2002 | Clemson | Kickoff Returns | 5 | 24.3 |
| | Clemson | Interceptions | 10 | 21 |
| | John Leake | Tackles/G | 4 | 13.0 |
| | Justin Miller | Interceptions/G | 5 | 0.62 |
| | Rodney Thomas | Tackles/G | 6 | 12.8 |
| | Aaron Hunt | Field Goals/G | 18 | 1.42 |
| | Derrick Hamilton | All-Purpose Yards/G | 20 | 144.8 |
| | Brian Mance | Interceptions/G | 21 | 0.46 |
| 2003 | Clemson | Kickoff Returns | 2 | 27.7 |
| | Clemson | Passing Offense | 16 | 283.6 |
| | Clemson | Scoring Defense | 20 | 19.2 |
| | Leroy Hill | Tackles for Loss/G | 2 | 2.08 |
| | Leroy Hill | Solo Tackles/G | 5 | 8.5 |
| | Charlie Whitehurst | Total Offense/G | 14 | 277.4 |
| | John Leake | Solo Tackles/G | 21 | 6.8 |
| | Leroy Hill | Tackles/G | 22 | 11.2 |
| | Derrick Hamilton | All-Purpose Yards/G | 23 | 133.5 |
| | Aaron Hunt | Field Goals/G | 23 | 1.38 |

| | | | | |
|------|----------------------|-------------------------|----------|-------------|
| 2004 | Clemson | Kickoff Returns | 3 | 26.3 |
| | Clemson | Pass Efficiency Defense | 11 | 103.4 |
| | Clemson | Fewest Penalties | 13 | 5.3 |
| | Clemson | Fewest Penalty Yards | 20 | 45.2 |
| | Clemson | Pass Defense | 23 | 191.6 |
| | Clemson | Punt Returns | 24 | 12.0 |
| | Justin Miller | Kickoff Returns | 1 | 33.1 |
| | Tye Hill | Passes Defended/G | 3 | 1.64 |
| | Leroy Hill | Tackles for Loss/G | 8 | 1.59 |
| | Leroy Hill | Sacks/G | 15 | 0.73 |
| | Justin Miller | Punt Returns | 21 | 13.0 |
| 2005 | Clemson | Fewest Fumbles Lost | 4 | 5 |
| | Clemson | Completion Percentage | 5 | 65.8 |
| | Clemson | Fewest Penalties | 6 | 4.8 |
| | Clemson | Fewest Penalty Yards | 8 | 40.5 |
| | Clemson | Fewest Turnovers Lost | 8 | 14 |
| | Clemson | Scoring Defense | 11 | 17.6 |
| | Clemson | Tackles for Loss/G | 13 | 8.3 |
| | Clemson | Turnover Margin | 16 | +0.75 |
| | Clemson | Pass Efficiency Defense | 18 | 110.9 |
| | Clemson | Total Defense | 20 | 316.6 |
| | Clemson | Rushing Defense | 25 | 120.6 |
| | Clemson | Sacks/G | 25 | 2.8 |
| | Jad Dean | Field Goals/G | 3 | 2.0 |
| | Charlie Whitehurst | Completion Percentage | 5 | 67.4 |
| | Jad Dean | Scoring | 19 | 8.8 |
| 2006 | Clemson | Rushing Offense | 5 | 217.9 |
| | Clemson | Fewest Penalties | 5 | 4.2 |
| | Clemson | Kickoff Returns | 6 | 25.4 |
| | Clemson | Sacks Allowed | 6 | 1.2 |
| | Clemson | Scoring Offense | 12 | 32.7 |
| | Clemson | Total Defense | 13 | 280.8 |
| | Clemson | Total Offense | 15 | 410.9 |
| | Clemson | Scoring Defense | 16 | 16.2 |
| | Clemson | Tackles for Loss/G | 16 | 7.1 |
| | Clemson | Pass Efficiency Defense | 17 | 106.4 |
| | Clemson | Rush Defense | 18 | 103.1 |
| | Clemson | Sacks/G | 20 | 2.8 |
| | Clemson | Pass Defense | 24 | 177.7 |
| | Gaines Adams | Sacks/G | 3 | 0.96 |
| | James Davis | Scoring | 17 | 7.8 |
| | Gaines Adams | Tackles for Loss/G | 24 | 1.27 |

* - all-time NCAA record; Note: Listings are for top-25 finishes; figures do not include stats in bowl games until the 2002 season; **bold** indicates stat led the nation.



Defensive end Gaines Adams was third in the nation in sacks per game when he had 12.5 sacks in 13 contests during the 2006 season.



Former Head Coaches



Walter Riggs
1896-99

Walter Riggs could easily be called the father of Clemson Football. He coached the football program at Clemson, not only because he had football experience, but he was also one of only two people on the

Clemson campus to have ever seen a football game when the sport started in 1896. (The other person was Frank Thompkins who played in the backfield on Clemson's first team in 1896).

On September 30, 1896, a small crowd gathered in one of the barrack's rooms and the group discussed the feasibility of organizing a football association. A committee of three was appointed to consult Professor Riggs as to management of a football team and to ask his aid as coach.

When the Tigers traveled to Furman for their first game on October 31, 1896, it was the first time that many of the players had ever seen a full-sized regulation football field.

Riggs stepped down as football coach after the first season because the players wanted him to devote all of his time to being a professor in the engineering department.

Riggs could easily be called a loyal man, as he answered the need of the Clemson football team again in 1899. The Clemson Athletic Association was low on money and could not afford to hire a coach. So Riggs once again answered the call of the school and became the coach in 1899 for free.

Riggs originally came to Clemson from Auburn. He graduated with top honors in 1892 with a B.S. degree in electrical and mechanical engineering. At Auburn, he was captain and catcher of the baseball team as well as the manager and left end of the football team. He also served as class president and was the director of the Glee Club.

Upon his graduation at Auburn, he was assistant to the president of the college until 1896, then he made his trek to Clemson.

Riggs later became president of Clemson on March 7, 1911 and in 1915, a new football stadium with other athletic facilities was named in his honor as Riggs Field. It is currently the home of the Tiger soccer team. In two years of coaching, Riggs guided the Tigers to a career record of 6-3.



W.M. Williams
1897

Clemson's second coach, W.M. Williams, was a native of West Point, GA. He played at Auburn on the teams of '94, '95, and '96, under the coaching of John Heisman. He was considered the best

blocking halfback in the south.

Williams led Clemson to the state championship and to a 2-2 season. During his time as coach,

Clemson played two games in three days. Clemson was victorious over the Charlotte Y on October 23, but lost to North Carolina 28-0, on October 25.



John Penton
1898

The Tigers' third coach, J.A. Penton of Alabama, was captain and starting guard on the University of Virginia teams of '93, '94, and '95. Penton also played fullback at Auburn in '97 under John

Heisman's coaching. Under Penton, Clemson won 55-0 over Bingham in its first home game, as W.C. Forsythe kicked every point after touchdown (11). In his only season at Clemson, Penton guided Clemson to a 3-1 record and the state championship.



John Heisman
1900-03

Probably one of the most famous football coaches in the country, John Heisman, coached at Clemson from 1900 to 1903. Heisman turned Clemson from virtually an unknown college to a southern

powerhouse at the turn of the century.

Heisman attended Brown University, taking the two-year law course offered at that time, and was a center on the football team. In the fall of 1889, he transferred to the University of Pennsylvania. He lettered in football at both schools and graduated from Pennsylvania in 1893.

In the spring of 1894, Walter Riggs was a graduate manager for the football team at Auburn. It fell on his shoulders to find a coach for the season of 1895. Riggs wrote to Carl Williams, the Pennsylvania captain of 1894, asking him to suggest a suitable coach. He replied recommending J.W. Heisman, an ex-Penn player, and his coach at Oberlin.

After several weeks, Riggs finally found Heisman in Texas, where he was engaged in raising tomatoes. Having sunk all of his capital into the tomato venture, he was glad to return to his old love. He readily went to coach at Auburn for \$500 a year.

His coaching career began at Oberlin in 1892 and lasted 36 years. It included positions at Akron, Auburn, Clemson, Georgia Tech, Penn, Washington & Jefferson, and Rice University. He had an overall career record of 185 wins, 70 losses, and 17 ties.

John Heisman invented the hidden ball trick, the handoff, the double lateral, and the "flea flicker." He pioneered the forward pass, arguing that it would scatter the mob. Heisman also originated the center snap and the word hike (previously the center used to roll the ball on the ground to the quarterback).

Heisman guided Clemson to its first "bowl game" in 1903, when Clemson and Cumberland met on November 26 for the championship of the South. Cumberland, who had earlier defeated Auburn, Ala-

bama, and Vanderbilt, was considered to be champion of the southern states of Louisiana, Mississippi, Alabama, Tennessee, and Kentucky. The game was played on a neutral site, Montgomery, AL. Cumberland and Clemson fought to an 11-11 tie. After the news got back to Clemson that the game was a tie, the students and the local townspeople built a bonfire and paraded around the campus.

Overall, Heisman took Clemson to a 19-3-2 record in his four seasons. His .833 winning percentage is still the best in Clemson history. He was also the Clemson baseball coach in 1901-1904.



Shack Shealy
1904

Shack Shealy holds the distinction of being the only Clemson player to have coached his alma mater. Shealy lettered at Clemson from 1896-99, and later played two years at Iowa State. Shealy

was a four-year starter playing right guard, end, and in his senior year, he played in the backfield. Shealy only coached Clemson one year in 1904, and guided the Tigers to a 3-3-1 record overall, which included wins over Alabama, Georgia, and Tennessee.



Eddie Cochems
1905

Ed Cochems lettered at the University of Wisconsin in 1899, 1900, and 1901. Cochems was described as a great halfback or end on the strong Wisconsin teams at the turn of the century, including

the undefeated team of 1901. During his playing career, he had a 100-yard kickoff return in a 35-0 win over Chicago in 1901, and had four touchdowns in a game against Notre Dame in 1900. After his playing days, he immediately went into coaching. He was the head coach of North Dakota in 1902 and 1903 and served briefly as an assistant with former teammate, Art Curtis at Wisconsin in 1904.

Cochems led Clemson to a 3-2-1 record overall, including wins over Georgia and Auburn. After his Clemson career, he was head coach and athletic director at Saint Louis University in 1906. After the forward pass was legalized in 1906, Cochems did something with the pass at once in his first year at Saint Louis, while other coaches stuck with the running game. He taught his players not to throw the ball end-over-end, but instead like a projectile - a spiral. He called this new weapon a projectile pass.

In 1906, Saint Louis went undefeated rolling up 407 points while allowing its opponents only 11.

Historians credit Cochems as being the first coach to use and perfect the first legal pass in a game. The first studied refinements in throwing the ball, which led to the spiral, occurred in 1906 under Cochems. Brad Robinson of Saint Louis University

Former Head Coaches



threw the first forward pass to Jack Schneider in a game played September 5, 1906 in Waukensha against Carroll College.



Bob Williams
1906,09,13-15,26

Bob Williams is probably the only coach in the country to have coached football at two schools that are involved in rivalry. Williams coached football at both Clemson and South Carolina. Before coming to Clemson, he coached at Davidson in 1905. He coached at South Carolina for two years and guided the Gamecocks to a 6-1 record in 1902 and an 8-2 slate in 1903.

During his career at South Carolina, he administered the most unexpected defeat of Clemson, as he beat a heavily favored Heisman team, 12-6 in 1902.

Williams served the Tigers as head coach a total of four terms (1906, 1909, 1913-15, and part of 1926). Between the years of 1915 and 1926, Williams practiced law in Roanoke, VA, and was the city's mayor.

One of the highlights of his career included leading the 1906 team to an unbeaten season (4-0-3), which included wins over Georgia, Auburn, Tennessee, and a Heisman-coached Georgia Tech squad.



Frank Shaughnessy
1907

Head Coach Frank Shaughnessy was known for his ability as an administrator in sports, as he served many positions, from a pro hockey coach to the commissioner of the International Baseball League.

A graduate in pharmacy at Notre Dame, he was captain of the baseball and football teams as a senior. After his graduation in 1905, he coached baseball at Notre Dame. The summer before coming to Clemson, he played for Ottawa of the Eastern League. That summer, he played left field and ended the season with a .352 batting average. He also played with Washington and the Philadelphia Athletics.

At Clemson, he coached the baseball teams during the 1907 and 1908 seasons, and was head football mentor in 1907, where he posted a 4-4 record.

During his lifetime, Shaughnessy made his name in baseball, but he took part in many other sports. Besides being a sports legend at Notre Dame, he managed the Ottawa Senators of the NHL to the Stanley Cup Finals in 1915, and he coached football teams at Clemson, Washington & Lee, and McGill University. He retired as the president of the International Baseball league.

During his playing days, in a game against Kansas, Shaughnessy ran 107 yards for the only Irish score, as Kansas won the game by a score of 24-5. Football fields were 110 yards back then and touchdowns were five points. This is still a Notre Dame record.



John Stone
1908

John Stone is one of three coaches to have graduated from Vanderbilt and later become the head football coach at Clemson. While at Vanderbilt, he was a member of the All-Southern Football

team for four years. He was a big man for his time, standing 6'2". Clemson was 1-6 in 1908, but the Tigers lost many of their star players and substitutes from 1907 due to a college prank that saw 306 students expelled from school.



Frank Dobson
1910-12

Frank Dobson was a pro baseball player before coming to Clemson, as he was the property of the Pittsburgh Nationals. Walter Riggs, President of the Clemson Athletic Association, thought it was unfair

to keep shuffling coaches year after year. He offered Dobson a three-year contract, which was the first contract offered and signed by a Clemson coach.

At Clemson, he coached football, basketball and baseball. He was Clemson's first basketball coach, leading Clemson to its only undefeated season (4-0) in history in the inaugural season (1911-12). In 1912-13, Clemson finished the basketball season with a 9-5 record. He was head baseball coach from 1911-13.



Wayne Hart
1916

Wayne Hart led Clemson in 1916 and coached the Tigers to a 3-6 record. Under Hart, the Tigers beat Furman and South Carolina.

He played three years at tackle for Georgetown. He also

played one year at George Washington. He was a member of the All-South Atlantic team four times. Hart was also an assistant coach at Georgetown.

In 1913, he coached the Washington Vigilants, a professional football team, and did not lose a single game. During his last two seasons before arriving at Clemson, he coached various sports at Technical High School in Washington, D.C.



Edward Donahue
1917-20

Edward Donahue had to be one of the most organized men in the country. During the 1918-19 school year, Donahue was head coach of four Clemson sports: football, basketball, baseball, and track.

During his four-year career at Clemson, he was basketball and baseball coach for two seasons, and head track coach for one season.

Donahue was an outstanding athlete at Washington & Lee, where he played in the backfield on the football team and played catcher on the baseball diamond. Upon graduation, he was an assistant in football and was the head baseball and basketball coach.



E.J. Stewart
1921,22

E.J. Stewart was head football coach for two years at Clemson, 1921-22. However, he coached more than one sport during his stay at Tigertown. In the spring of 1921, Stewart coached the

baseball and track teams while conducting spring football practice. In the fall, Stewart's football team went 1-6-2, but he improved to a 5-4 slate in 1922. He went on to coach the track teams in 1922 and 1923.

Stewart played football, baseball, basketball and ran track at Western Reserve University in Ohio. Upon his graduation, he played, organized and served as head coach in Ohio of the Massillon, Ohio Professional football team.

He also coached at Nebraska and the University of Texas. At Nebraska, he led the Cornhuskers to a combined record of 11-4 in 1916-1917. They also won the Missouri Valley Conference title both seasons. After leaving the University of Nebraska, he entered the automobile business as President and Treasurer of the Stewart Motor Co. Because of the economic conditions at the time, he decided to go back into coaching.



Bud Saunders
1923-26

Bud Saunders graduated from Missouri in 1911, with a bachelors degree in Law. At Missouri, he played football and basketball. He wanted to play two other sports, but a conference rule for-

bid an athlete from participating in more than two sports.



Former Head Coaches

Saunders was football coach at Knox College before coming to Clemson. In football, Saunders coached for four seasons, 1923-1926. He also coached the basketball teams in 1924 and 1925. His best season in football came in 1923, as he led the Tigers to a 5-2-1 slate.



Josh Cody 1927-30

Josh Cody, fondly known as "big man," will always be a favorite to Clemson fans. Cody, a big man in stature at 6-2, 220 pounds, led Clemson to victories over South Carolina for four straight years. He is the only coach in Clemson history who has been around more than two seasons who never lost a football game to South Carolina. He also defeated Furman three straight years. Cody had a 13-0-1 record in home games and posted a 72 percent winning mark overall, the fourth-best mark in Clemson history.

After a 5-3-1 start in 1927, Cody guided Clemson to back-to-back 8-3 seasons in 1928 and 1929. On May 6, 1929, to show appreciation, he was presented with a new Buick by the alumni, student body and faculty. This presentation took place in front of Tillman Hall.

In his final season (1930), the Tigers finished with a final record of 8-2. Cody also coached basketball at Clemson for five years and guided Clemson to a 16-9 slate in 1930. During the 1928-30 seasons, he guided Clemson to a 22-4 mark at home.



Jess Neely 1931-39

Clemson played in its first bowl game under Jess Neely in the 1940 Cotton Bowl. The Tigers, unknown at the time, became a household word after beating heavily-favored Boston College 6-3 in the Cotton Bowl

Classic. It was the Tigers' first win over a top-20 team in school history. Clemson had a 43-35-7 record during Neely's tenure.

Neely came to Clemson in 1931 and his recruitment of Banks McFadden brought Clemson to another level of competition. In 1938, Neely had Clemson at second place in the Southern Conference with a 7-1-1 record.

In 1939, Banks McFadden became Clemson's second All-American, and the team concluded the season with a trip to Dallas for the Cotton Bowl. Neely left Clemson that spring and moved on to Rice, where he took that school to new heights. Neely is a member of the College Football Hall of Fame. Neely's landmark accomplishments in the 1930s at Clemson contributed significantly to Clemson's outstanding football tradition.



Frank Howard 1940-69

Frank Howard succeeded Jess Neely in 1940 when Neely moved on to Rice. He got the job when he seconded his own nomination during a meeting of the president and athletic council. He signed a

one-year contract, then lost the document, and never had another in his 30 years as head coach.

Howard graduated from Alabama in 1931, where he was a star lineman. He played in the 1930 Rose Bowl, then started his coaching career under Neely at Clemson in 1931, and was a part of a rebirth of Clemson football in the late 1930s. He was an assistant coach on Clemson's 1939 team that posted a 9-1 mark and beat Boston College 6-3 in the Tigers' first bowl game.

In 1940, he began his head coaching career with a bang as he won the Southern Conference championship, the first of eight conference titles Howard won in his coaching career.

Howard had his most successful season in 1948 when he took Clemson to an 11-0 record, the Tigers' first perfect season since 1900. The campaign included a Southern Conference championship, a Gator Bowl win over Missouri, and a number-11 final ranking. He nearly duplicated the feat in 1950 when he guided Clemson to a number-10 AP final ranking, a 9-0-1 finish and a 15-14 win over Miami (FL) in the Orange Bowl.

When he retired in 1969, Howard was the fifth winningest coach in the nation with 165 victories. He had 96 wins as an ACC coach, now second in conference history, and he captured six (five outright and one co-championship) ACC titles, a record Bobby Bowden broke in 1998. Howard's teams appeared in six bowl games, 63 of his players were drafted by the NFL, and 37 played in the league.

Howard, a native of Barlow Bend, AL, had six Top 20 seasons, won eight conference titles (two

Southern and six ACC), won an even 100 conference games and was a two-time ACC Coach-of-the-Year. He coached 25 academic All-ACC selections and five Academic All-Americans. Eleven of his players were chosen on-the-field All-Americans. Howard was inducted into the College Football Hall of Fame in 1989.



Hootie Ingram 1970-72

Hootie Ingram will be best remembered as the coach who made the Tiger Paw famous. Before his first year as head coach in the summer of 1970, Clemson introduced the Tiger Paw as the official

logo of Clemson University's Athletic teams.

Ingram graduated from the University of Alabama in 1955. He also received his master's in school administration from Alabama and later became Crimson Tide athletic director.

The native of Tuscaloosa, AL was an All-Southeastern Conference defensive back for the Crimson Tide his senior year.


Ingram had his best year at Clemson in 1971, with a 5-6 overall record. He also finished second in the ACC with a 4-2 league mark in 1971.



Red Parker 1973-76

Red Parker spent four years at Clemson as the head coach. His 1974 team lived up to the theme "Excitement Galore, Clemson Football '74." It finished with a 7-4 record (6-0 at home), with wins over

Georgia, Georgia Tech and South Carolina.



Clemson's coaching staff of the late 1930s included Jess Neely (top left) and Frank Howard (to Neely's left). Also pictured are Bob Jones, Bill Dillard, Joe Davis, and Goat McMillan.



Before arriving at Clemson, Parker spent seven years at The Citadel from 1966-72. During that time, he guided the Bulldogs to a fine 8-3 finish in the 1971 season.

Parker earned a BA degree in Physical Education from Arkansas A&M in 1953. Prior to his graduation, he earned three letters each in football, basketball and track, as a running back-defensive back, second baseman-shortstop, and sprinter.



Charley Pell
1977,78


Charley Pell, who was Clemson's head coach in 1977,78 authored college football's Cinderella story in 1977.

The Albertville, AL product took a team that was 3-6-2 in 1976, and led the '77

Tigers to an 8-2-1 regular-season mark and a berth in the Gator Bowl. It was Clemson's first final top-20 season since 1959. He coached Clemson to a 10-1 regular season in the 1978 season before he left to become head coach at Florida. Clemson's 1978 team beat Ohio State in the Gator Bowl and finished ranked #6 in the **Associated Press** poll in his second year as Clemson's head coach.

He was a near unanimous choice as ACC Coach-of-the-Year in 1977 and 1978, the first coach, regardless of sport, to win ACC Coach-of-the-Year honors in each of his first two years. A two-way starter and three-year letterwinner at Alabama, Pell was on its 1961 National Championship team.

He came to Clemson in 1976 and served as assistant head coach and defensive coordinator. Pell passed away in June, 2001 after battling cancer.



Danny Ford
1978-89

Danny Ford had an auspicious beginning to his head coaching career. He gained a 17-15 win over Ohio State in the 1978 Gator Bowl in a nationally-televised game. The 30-year-old coach, youngest

in Division I at the time, also defeated a college football legend in a contest that truly put Clemson football on the map as he beat Woody Hayes in the latter's last game. Ford had taken over the coaching reigns on December 10, 1978 when Charley Pell resigned to become head coach at Florida.

Ford kept things going in 1979 with wins over Georgia and Notre Dame and another trip to a bowl, this time the Peach Bowl. In 1981, he helped Clemson reach the summit of college football by winning the National Championship. His Tigers downed three top 10 teams during the course of the 12-0 season that concluded with a 22-15 victory over Nebraska in the Orange Bowl. Ford was named National Coach-of-the-Year.

The wins continued in 1982 and 1983, as

Clemson had consecutive 9-1-1 years. Clemson finished in the top 12 in both years, and had a 30-2-2 record over a three-year period, best in the nation.

Clemson won three straight ACC titles under his guidance between 1986-88. In 1989, Clemson registered a 10-2 season and top 12 national ranking, the fourth straight season Clemson finished in the final **AP** top 20. He closed his career with a 27-7 win over West Virginia in the Gator Bowl, his sixth bowl win in eight tries and his fourth in succession.

Ford was the third winningest active coach in the nation on a percentage basis at the end of the 1989 season. He finished with a 96-29-4 career ledger at Clemson and remains one of only two coaches in ACC history with over a 75 percent winning mark (min. four years). He finished with a 76 percent winning percentage and five ACC titles, second only to Frank Howard's six crowns.

The 1969 Alabama graduate is still the youngest coach to win the national title, as he was just 33-years-old when the Tigers shocked the college football world in 1981. He coached 71 first-team All ACC selections and 26 All-Americans. Forty-two of his former Tigers were drafted by the NFL, and he earned 18 wins over **Associated Press** top 20 teams during his career, more than any other ACC coach. Additionally, 11 of his former players won Super Bowl Championship rings. At one stretch his teams were ranked in the **AP** top 20 for 41 consecutive polls, a Clemson record.

Ford was an All-SEC selection and was also an All-SEC Academic choice at Alabama. He attended Alabama initially on a basketball/football scholarship but played only football after his freshman year. He played in three bowl games for Alabama. He served as head coach at Arkansas from 1994-97. He is now retired and living in Pendleton, SC.




Ken Hatfield
1990-93

Ken Hatfield led the Tigers to a 32-13-1 record over his four year tenure, led the squad to three bowl appearances and an ACC title. With a victory over Illinois in the 1991 Hall of Fame Bowl, Hatfield be-

came the first Clemson coach to win 10 games in his first year and his .833 winning percentage was the best for a first-year Clemson coach since 1900, when John Heisman was 6-0. That season included six victories over teams with winning records, more than any other team that year with the exception of National Champion Georgia Tech.

Hatfield was also just the eighth coach in the previous 13 years to take a team to a top-10 **AP** final ranking in his first year with the program, as the Tigers finished the season ranked ninth in the **AP** poll. The Helena, AR, native would also lead the 1991 and 1993 teams to top 25-rankings. Clemson became the third school that Hatfield had coached to a top-20 ranking, as his 1983 Air Force team ranked #15 and he led four Arkansas teams to top-20 rankings. Only six coaches in NCAA history have accomplished that feat.

Hatfield played for three years at Arkansas (1962-64) and was a starter on the 1964 National Championship team. The defensive back earned his fame as the nation's top punt returner in 1963 and 1964. He still ranks as the only player ever to finish in the top two in the nation in punt returns three straight years, as he finished second in 1962. He retired as the head coach at Rice in 2005 with 168 career victories.



Tommy West
1993-98

Tommy West's five-year resumé as Clemson head coach included four bowl appearances, 12 road wins, 86 school records, and unparalleled academic excellence. West took Clemson to three

straight bowl games between 1995-97, just the second Clemson coach in history to take the Tigers to bowl games in three straight seasons.

Academically, 61 Tigers made the ACC academic honor roll in his last four years, twice as many as the best previous four-year total in school history. Each of the three-highest, single-year totals took place under his watch, and the team had a 20-year team best GPA entering the 1998 season.

West took over as head coach on November 29, 1993 and less than a month later had a bowl victory. The former Tennessee tight end succeeded Ken Hatfield, who left four days after a victory over South Carolina to end the 1993 season.

It was West's second tour of duty with Clemson. He had been a linebackers coach under Danny Ford between 1982-89. Clemson was 69-20-4 and had six **AP** top 20 finishes in that eight-year era.

West coached the Tigers in the 1993 Peach Bowl, a thrilling 14-13 victory over Kentucky. He became the first coach in college history to gain victory in a bowl game in his first game without having coached the team in any capacity earlier in the year.

West's best season was 1995, as Clemson finished the regular season with five straight wins by 17 points or more, and was invited to the Gator Bowl. Clemson was ranked in the top 25 of every poll at the end of the 1995 regular season. That Clemson team was fourth in the nation in rushing.

West recruited some of the top players in Clemson history. The school ranked in the top 10 in the nation in NFL draftees in the 1998 and 1999 selection process and all 11 players were recruited by West. The list included three first-round defensive picks (Trevor Pryce, Anthony Simmons and Antwan Edwards). Clemson was the only school in the nation to have six defensive players drafted in 1999 and the only school to have a first-round defensive choice in 1997, 1998 and 1999.

The native of Gainesville, GA finished his career with a 31-28 record, and had four wins over top-25 teams. He is now the head coach at Memphis, where he led the Tigers to a nine-win season and the program's first bowl appearance in 32 years in the 2003 season. He took Memphis to bowl games in 2004 and 2005 as well.




All-Time Assistant Coaches

ADAMS, DWIGHT (Henderson State '58) - Linebackers 1973-75; Defensive Ends 1976-78
AGNEW, F.H. - 1918
AKE, WALLY (William & Mary '72) - Inside Linebackers 1990-93
ALDRIDGE, MILES (Gardner-Webb '71) - Linebackers 1985-89; Defensive Coordinator/Defensive Backs 1993,94; Outside LB/Co-Coordinator, 1995
ALLISON, RODNEY (Texas Tech '78) - Defensive Ends 1999-02
ANDERSON, WILLIE (Clemson '75) - Head Jayvee 1977-79; Tight Ends 1979; Defensive Ends 1980,81; Defensive Line 1982
ANDREWS, MICKEY (Alabama '65) - Coordinator/Def. Backs 1977,78; Defensive Backs 1979,80
BAKER, ART (Presbyterian '53) - Freshmen 1965; Offensive Backs 1966-69
BANKS, B.C. (STUMPY) (Clemson '18) - Backs 1920,21
BARFIELD, DOUG (Southern Mississippi '57) - Offensive Backs 1970,71
BASS, TOM (Maryville '60) - Freshmen 1967-69; Defensive Line 1970-72; Defensive Ends 1973-75; Offensive Backs 1976; Administrative Assistant 1977-79
BECKISH, LARRY (Wichita State '63) - Offensive Ends 1968-70; Freshmen 1972; Offensive Ends 1973-76
BECKMAN, LARRY (Florida '66) - Offensive Line 1990-92
BIBEE, DAVID (Tennessee '75) - Outside Linebackers 1997; Defensive Backs 1998
BISACCIA, RICH (Yankton '83) - Running Backs 1993-98
BLACKWELL, DAVID (East Carolina '97) - Linebackers/Recruiting Coordinator 2003-06
BOLT, WAYNE (East Carolina '79) - Tight Ends 1986-89
BOWMAN, R.V.T. - Assistant 1896-98
BRINSON, LARRY (Florida '83) - Running Backs 1990-1993
BUGAR, MIKE (Florida State '67) - Defensive Line 1977-79
BURNS, BURTON (Nebraska '76) - Running Backs 1999-06
BURSON, JOE (Georgia '66) - Freshmen 1970; Defensive Ends 1971,72; Defensive Backs 1973-76
BUSTLE, RICKY (Clemson '77) - Defensive Backs 1979
CARLTON, BOBBY (Newberry '67) - Freshmen 1975
CARSON, JULES (Clemson '14) - Freshmen 1915, 1927-30
CARTER, RONNIE (Arkansas A&M '67) - Freshmen 1973,74; Offensive Line 1975
CHRISTENSEN, CLYDE (North Carolina '79) - Co-Offensive Coordinator/Quarterbacks 1993-95
COHEN, RUSS (Vanderbilt '17) - Defensive Back 1947-55
CONE, FRED (Clemson '51) - Recruiting Coordinator 1961-72
CONOVER, LARRY - Line 1920
COX, CARY (Clemson '49) - Freshmen 1949
COX, WALTER (Clemson '39) - Offensive Line 1940,43,44,46-50



Mickey Andrews, a longtime assistant coach at Florida State, spent four seasons at Clemson as a defensive coach from 1977-80.

CRAIG, JOHNSON - Freshmen 1933
CROWE, JACK (Alabama-Birmingham '70) - Quarterbacks 1986-88
D'ANDREA, BILL (Indiana State '72) - Graduate Assistant 1983,84; Offensive Line 1986-89
DAVIS, JOE (Southwestern) - Ends 1931-39
DENNING, DON (Presbyterian '60) - Recruiting Coordinator 1981; Defensive Backs 1982-85
DICKERSON, RON (Kansas State '71) - Defensive Coordinator 1991,92
DILLARD, BILL (Clemson) - Freshmen 1937,38
EARLE, JAMES (Clemson '89) - Tight Ends 1993,94
EMORY, ED (East Carolina '60) - Freshmen 1973; Offensive Backs 1974,75; Offensive Line 1976
ENSMINGER, STEVE (Louisiana State '79) - Offensive Coordinator/QBs 1997,98
FORD, DANNY (Alabama '70) - Assistant Head Coach/Offensive Line 1977,78
FOX - 1919,20
FRAZIER, R.A. - 1908
FRITTS, GEORGE (Clemson '42) - Line 1943
GANDY, A.P. - Freshmen 1914
GANTT, JOHN W. (Clemson) - Backs 1903-07
GEE, J. B. (Clemson '07) - Line 1927
GETTYS, E.F. (Clemson '22) - Line 1922
GILLIAM, TINK - Freshmen 1925,26
GOODALE, B.E. (Big Ben) (Clemson) - Freshmen 1922,25,29
GOODMAN, JIM (Florida '74) - Recruiting Coordinator 1991-1993
GRACE, RONNIE (Clemson '62) - Freshmen 1968,69; Defensive Line 1970
GUYTON, JOE (Carlisle Institute) - Line 1928,29
HALEY, BRICK (Alabama A&M '89) - Outside Linebackers 1998
HALLMAN, CURLEY (Texas A&M '69) - Linebackers 1979,80; Defensive Backs 1981
HAMILTON - 1922
HARBISON, CHARLES (Gardner-Webb '82) - Defensive Backs 1995-97
HARPER, SMOKEY - 1927
HARPER, TOM (Kentucky '53) - Assistant Head Coach, Defensive Line 1981-88
HARVEY, B.C. (Clemson '28) - Line 1928
HEFFNER, PETE - Backs 1930-32
HERRIN, LES (Western Carolina '71) - Linebackers 1981-84, Defensive Line 1989-1993; Assistant Head Coach/Defensive Line 1993,94,96-98, Assistant Head Coach/Tight Ends/Tackles 1995
HERRING, REGGIE (Florida State '81) - Inside Linebackers 1993-01, Defensive Coordinator 1997-01
HINES, JACK (West Virginia '71) - Defensive Backs 1999-01; Linebackers 2002; Whips/Rovers 2003; Tight Ends 2004,05
HINSHAW, ROGER (Appalachian State '72) - Outside Linebackers, 1990-1993
HINSON, RANDY (Clemson '36) - Freshmen 1939,40; 1946-48
HOAGLAND, EARL (Purdue) - Offensive Backs 1935,36
HOBBY, MARION (Tennessee '95) - Defensive Line 2005
HOLLAND, JIM (Appalachian State '71) - Freshmen 1975
HOLLAND, JOE (Clemson '07) - Backs 1909
HOLLAND, LAWSON (Clemson '75) - Receivers 1979-85
HOWARD, FRANK (Alabama '31) - Line 1931-39
JOHNSON, BOBBY (Clemson '73) - Defensive Coordinator/Defensive Backs 1993.
JOHNSON, ELLIS (The Citadel '75) - Outside Linebackers 1993-96; Defensive Line 1995; Co-Defensive Coordinator 1995; Defensive Coordinator 1996
JONES, BOB (Clemson '30) - Freshmen 1931-39; Offensive Ends/Defensive Ends 1940-65; Defensive Ends 1965-69
JORDAN, WHITEY (Clemson '59) - Freshmen 1959-64; Offensive Ends 1965-67; Offensive Coordinator 1968,69,93; Offensive Line 1970; Offensive Ends 1971,72
KINES, JOE (Jacksonville State '66) - Linebackers 1977,78
KING, BUDDY (Clemson '73) - Offensive Line 1976-1982
KIRK, JERRY (East Tennessee State '63) - Defensive Line 1977



Rich Rodriguez, current head coach at West Virginia, was the Tigers' offensive coordinator under Tommy Bowden in 1999 and 2000.

KOENNING, VIC (Kansas State '83) - Defensive Coordinator/Defensive Backs 2005,06
LAYCOCK, JIMMYE (William & Mary '70) - Offensive Coordinator/Offensive Backs 1977-79
LATINA, JOHN (Virginia Tech '79) - Offensive Line 1993-98
LONG, BOBBY (Clemson '69) - Recruiting Coordinator 1968-70
LOVETT, JOHN (C.W. Post '73) - Defensive Coordinator/Defensive Backs 2002-04
MACINTYRE, GEORGE (Miami (FL) '61) - Defensive Backs 1970-72
MAJOR, C.S. (Auburn) - Line 1913
MAXWELL, JOHN (Clemson '04) - Backs 1904
MAY, T.E. - 1922-24
MCCORVEY, WOODY (Alabama State '72) - Tight Ends 1983-85; Wide Receivers 1986-89
McFADDEN, BANKS (Clemson '40) - Defensive Backs 1941,46-49; Freshmen 1950-54; Defensive Backs 1955-69
McLELLAN BILL (Clemson '54) - Freshmen 1966-69
McLEOD, A.P. (Furman) - Line 1927
McMILLAN, GOAT (Clemson '30) - Offensive Backs 1937-41,46-52; Freshmen 1953-64
McWHORTER, MAC (Georgia '73) - Offensive Tackles/Tight Ends 1996-98
MOODY, DARRELL (N.C. State '70) - Offensive Coordinator/Quarterbacks 1996
MOORE, TOM (The Citadel '67) - Junior Varsity 1971-75; Defensive Backs 1976; Receivers 1977,78; Graduate Assistant 1988
MORRIS, W.C. - 1916,19
MOSS, C.S. (Clemson) - Freshmen 1933
MURRAY, DON (Arkansas A&M '66) - Offensive Coordinator/Quarterbacks 1974,75, Running Backs 1973-76
NAPIER, BILLY (Furman '03) - Tight Ends 2006
NORMAN, ROCK (Roanoke '15) - Freshmen 1940-42,46-54
NORWOOD, GORDON (Arkansas '69) - Freshmen 1970-72
O'CAIN, MIKE (Clemson '77) - Graduate Assistant 1977; Quarterbacks 2000-04; Offensive Coordinator 2004
OLIVER, BILL (Alabama '62) - Defensive Backs 1986-89; Defensive Coordinator 1989
ORGEL, FRANK (Georgia '61) - Defensive Line 1980
OWEN, DUKE (Georgetown '53) - Freshmen 1970; Offensive Line 1971-75
PADGETT, FRANK (Clemson '21) - Line 1926
PATTON, BOB (Clemson '53) - Freshmen 1966
PELL, CHARLEY (Alabama '63) - Assistant Head Coach/Defensive Coordinator 1976
RAMSEY, GEORGE - Backs 1933,35
REEDY, CHUCK (Appalachian State '71) - Offensive Backs 1978-89
RICHARDS, CUL - Line 1924,25
RODRIGUEZ, RICH (West Virginia '86) - Assistant Head Coach/Offensive Coordinator/Quarterbacks 1999,00
ROGERS, TOM (Duke) - Ends 1942

All-Time Assistant Coaches



RUMPH, CHRIS (South Carolina '94) - Defensive Line 2006
SATTERFIELD, STEVE (South Carolina '60) - Freshmen 1971; Offensive Backs 1972,73
SANDERS, RED (Vanderbilt '26) - Backs 1928-30
SCHILLETTER, WILLIAM A. (Clemson '15) - Line 1915,19
SCOTT, BRAD (South Florida '79) - Assistant Head Coach/Tight Ends 1999-03; Assistant Head Coach/Offensive Coordinator 2000-03; Assistant Head Coach/Offensive Line 2004-06
SEGARS, KEN (Clemson) - Freshmen 1939
SHAW, ED - Backs 1921
SHIVELY, DOUG (Kentucky '59) - Linebackers 1970-72
SMITH, BOB (Furman '34) - Defensive Line 1950-62; Defensive Coordinator/Defensive Line 1963-65, Defensive Coordinator/Linebackers 1966-69
SMITH, THIELEN (Louisiana State '77) - Defensive Line 1999-03; Whips/Rovers 2004
SPENCE, ROB (Iona '81) - Offensive Coordinator/Quarterbacks 2005,06

STEELMAN, HAROLD (Arkansas '55) - Defensive Line 1973-76
STOCKSTILL, RICK (Florida State '82) - Quarterbacks 1989-93; Wide Receivers 1994-02; Passing Game Coordinator 1993; Co-Offensive Coordinator 1993-95; Recruiting Coordinator 1998-02
STOKLEY, NELSON (Louisiana State '68) - Quarterbacks 1980-85; Offensive Coordinator 1982-85
SWINGER, BILL (S.C. State '65) - Freshmen 1973-75
SWINNEY, DABO (Alabama '93) - Wide Receivers 2003-06
TROTT, BOBBY (North Carolina '76) - Defensive Coordinator 1990
VAN DER HEYDEN, LARRY (Iowa State '62) - Offensive Line 1979-92, Offensive Coordinator 1990-92
WADE, DON (Clemson '52) - Freshmen 1953-58; Offensive Line 1959-67; Administrative Assistant 1983-88
WALLER, CHARLEY (Oglethorpe '42) - Offensive Backs 1957-65
WARE, BILLY (Clemson '70) - Defensive Backs 1978; De-

fensive Ends 1979; Administrative Assistant 1980
WEST, RON (Clemson '79) - Offensive Line 1999-03; Outside Linebackers 2004-06
WEST, TOMMY (Tennessee '75) - Defensive Ends 1982-89
WHITE, W.P. (Clemson '10) - Offensive 1910
WHITT, RICK (Catawba '76) - Defensive Backs 1980,81; Defensive Ends 1982,83
WILD, ORMAND (Clemson '54) - Freshmen 1965
WILLIAMS, R.C. - 1908
WILSON, RICHARD (Arkansas '81) - Wide Receivers 1990-92
WISE, CARL (King '37) - Offensive Backs 1955,56
WRENN, CLYDE (N.C. State '65) - Freshmen 1972; Recruiting Coordinator 1973-77, 1985-90
YOUNG, THEO (Arkansas '88) - Wide Receivers 1993

Note: Graduate assistants and part-time coaches not included; coaches must have coached during a season to be included.

Head Coaching Records

| # | Head Coach | Alma Mater | Years | Seasons | Games | Conf. Champ. | Top-25 Years | 7 or less or OT | SoCon/ACC | vs. AP Top 25 |
|---------------|---------------------------|----------------------|---------------|------------|--------------|--------------|--------------|--------------------------|--------------------------|-----------------------|
| 1 | Walter Riggs | Auburn '93 | 1896,99 | 2 | 9 | NA | NA | 0-1 | NA | NA |
| 2 | W.M. Williams | Auburn '96 | 1897 | 1 | 4 | NA | NA | 0-0 | NA | NA |
| 3 | John Penton | Auburn '98 | 1898 | 1 | 4 | NA | NA | 0-0 | NA | NA |
| 4 | John Heisman | Pennsylvania '92 | 1900-03 | 4 | 24 | NA | NA | 2-3-2 | NA | NA |
| 5 | Shack Shealy | Clemson '00 | 1904 | 1 | 7 | NA | NA | 1-2-1 | NA | NA |
| 6 | Eddie Cochems | Wisconsin '01 | 1905 | 1 | 6 | NA | NA | 0-1-1 | NA | NA |
| 7 | Bob Williams ^B | Virginia '02 | 1906,09,13-15 | 5 | 46 | NA | NA | 8-6-6 | 0-2 | NA |
| 8 | Frank Shaughnessy | Notre Dame '05 | 1907 | 1 | 8 | NA | NA | 2-2 | NA | NA |
| 9 | John Stone | Vanderbilt '08 | 1908 | 1 | 7 | NA | NA | 0-3 | NA | NA |
| 10 | Frank Dobson | Peddie Institute | 1910-12 | 3 | 24 | NA | NA | 0-2-1 | NA | NA |
| 11 | Wayne Hart | Georgetown (KY) '12 | 1916 | 1 | 9 | NA | NA | 1-1 | NA | NA |
| 12 | Edward Donahue | Washington & Lee '16 | 1917-20 | 4 | 36 | NA | NA | 4-4-3 | NA | NA |
| 13 | E.J. Stewart | Case Western Reserve | 1921,22 | 2 | 18 | 0 | NA | 1-0-2 | 1-5 | NA |
| 14 | Bud Saunders | Missouri '11 | 1923-26 | 4 | 33 | 0 | NA | 5-5-1 | 1-9-1 | NA |
| 15 | Josh Cody | Vanderbilt '17 | 1927-30 | 4 | 41 | 0 | NA | 9-2-1 | 12-9 | NA |
| 16 | Jess Neely | Vanderbilt '23 | 1931-39 | 9 | 85 | 0 | 1 | 14-14-7 | 18-13-2 | 1-0 |
| 17 | Frank Howard | Alabama '31 | 1940-69 | 30 | 295 | 8 | 6 | 49-45-12 | *100-48-5 | 9-28-1 |
| 18 | Hootie Ingram | Alabama '55 | 1970-72 | 3 | 33 | 0 | 0 | 4-3 | 8-10 | 1-5 |
| 19 | Red Parker | Arkansas A&M '53 | 1973-76 | 4 | 44 | 0 | 0 | 9-8-2 | 10-11-1 | 0-5 |
| 20 | Charley Pell | Alabama '61 | 1977,78 | 2 | 23 | 1 | 2 | 6-2-1 | 10-1-1 | 2-3 |
| 21 | Danny Ford ^F | Alabama '70 | 1979-89 | 11 | 129 | 5 | 7 | 26-19-4 | 56-16-1 | 20-12-1 |
| 22 | Ken Hatfield | Arkansas '65 | 1990-93 | 4 | 46 | 1 | 3 | 8-5-1 | 19-10-1 | 8-7 |
| 23 | Tommy West ^W | Tennessee '76 | 1993-98 | 5 | 59 | 0 | 0 | 6-14 | 21-19 | 4-12 |
| 24 | Tommy Bowden | West Virginia '77 | 1999-06 | 8 | 98 | 0 | 3 | 17-19 | 37-27 | 12-17 |
| Totals | | | | 111 | 1,083 | 15 | 22 | 172-161-45 (.515) | 293-180-12 (.616) | 57-89-2 (.392) |

| # | Head Coach | Aug./Sept. | Oct. | Nov. | Dec./Jan. | Bowl | Home | Away | Neutral | Overall | Win % |
|----|---------------------------|-------------------------|--------------------------|--------------------------|---------------------|---------------------|--------------------------|--------------------------|-----------------------|-------------------|-------------|
| 1 | Walter Riggs | 0-0 | 2-2 | 4-1 | 0-0 | NA | 0-0 | 3-3 | 3-0 | 6-3 | .667 |
| 2 | W.M. Williams | 0-0 | 1-2 | 1-0 | 0-0 | NA | 0-0 | 2-2 | 0-0 | 2-2 | .500 |
| 3 | John Penton | 0-0 | 1-1 | 2-0 | 0-0 | NA | 1-0 | 1-1 | 1-0 | 3-1 | .750 |
| 4 | John Heisman | 0-0 | 10-2-1 | 9-1-1 | 0-0 | NA | 4-0 | 11-2-1 | 4-1-1 | 19-3-2 | .833 |
| 5 | Shack Shealy | 0-0 | 2-2 | 1-1-1 | 0-0 | 0-0 | 1-1 | 1-1-1 | 1-1 | 3-3-1 | .500 |
| 6 | Eddie Cochems | 0-0 | 2-0-1 | 1-2 | 0-0 | 0-0 | 0-0-1 | 2-2 | 1-0 | 3-2-1 | .583 |
| 7 | Bob Williams ^B | 2-0 | 9-9-5 | 10-10-1 | 0-0 | 0-0 | 6-2-2 | 12-12-3 | 3-5-1 | 21-19-6 | .522 |
| 8 | Frank Shaughnessy | 1-0 | 2-1 | 1-3 | 0-0 | 0-0 | 2-2 | 1-1 | 1-1 | 4-4 | .500 |
| 9 | John Stone | 1-0 | 0-3 | 0-3 | 0-0 | 0-0 | 1-1 | 0-3 | 0-2 | 1-6 | .143 |
| 10 | Frank Dobson | 1-0 | 6-6 | 4-6-1 | 0-0 | 0-0 | 4-3 | 7-6 | 0-3-1 | 11-12-1 | .479 |
| 11 | Wayne Hart | 1-0 | 1-3 | 1-3 | 0-0 | 0-0 | 2-1 | 1-1 | 0-4 | 3-6 | .333 |
| 12 | Edward Donahue | 4-0 | 7-7-1 | 10-5-2 | 0-0 | 0-0 | 11-3-1 | 5-8-2 | 5-1 | 21-12-3 | .625 |
| 13 | E.J. Stewart | 0-1 | 4-3-1 | 2-5-1 | 0-1 | 0-0 | 4-2 | 2-7-1 | 0-1-1 | 6-10-2 | .389 |
| 14 | Bud Saunders | 2-2-1 | 4-8 | 4-7 | 0-0 | 0-0 | 7-6-1 | 3-9 | 0-2 | 10-17-1 | .375 |
| 15 | Josh Cody | 6-0-1 | 16-1 | 7-9 | 0-1 | 0-0 | 13-0-1 | 9-8 | 7-3 | 29-11-1 | .720 |
| 16 | Jess Neely | 10-4-2 | 15-18-3 | 17-13-2 | 1-0 | 1-0 | 16-3-2 | 20-27-4 | 7-5-1 | 43-35-7 | .547 |
| 17 | Frank Howard | 34-18-4 | 54-57-4 | 72-39-4 | 5-4 | 3-3 | 81-30-2 | 72-81-8 | 12-7-2 | 165-118-12 | .580 |
| 18 | Hootie Ingram | 3-5 | 6-8 | 3-8 | 0-0 | 0-0 | 7-9 | 3-12 | 2-0 | 12-21 | .364 |
| 19 | Red Parker | 3-8-1 | 6-10-1 | 8-7 | 0-0 | 0-0 | 12-9-1 | 5-16-1 | 0-0 | 17-25-2 | .409 |
| 20 | Charley Pell | 4-2 | 9-0 | 5-1-1 | 0-1 | 0-1 | 9-2 | 9-1-1 | 0-1 | 18-4-1 | .804 |
| 21 | Danny Ford ^F | 26-11-2 | 36-8 | 28-8-2 | 6-2 | 6-2 | 53-12-3 | 36-15-1 | 7-2 | 96-29-4 | .760 |
| 22 | Ken Hatfield | 10-4 | 11-5-1 | 9-3 | 2-1 | 1-1 | 22-3-1 | 8-9 | 2-1 | 32-13-1 | .707 |
| 23 | Tommy West ^W | 9-11 | 9-10 | 12-4 | 1-3 | 1-3 | 18-13 | 12-12 | 1-3 | 31-28 | .525 |
| 24 | Tommy Bowden | 22-11 | 19-13 | 15-10 | 4-4 | 3-4 | 37-14 | 19-20 | 4-4 | 60-38 | .612 |
| | | 139-77-11 (.537) | 232-179-18 (.562) | 226-149-16 (.598) | 19-17 (.528) | 15-14 (.517) | 311-116-15 (.721) | 244-259-23 (.486) | 61-47-7 (.561) | 616-422-45 | .590 |

^B - coached five games in 1926; ^F - coached one game in 1978; ^W - coached one game in 1993; * - includes a 66-30-2 (.684) record against ACC teams



Lettermen

A

| | | |
|--------------------------|----------|-----------------------------|
| Aaron, Jack | 3 | 1961,62,63 |
| Abdullah, Rahim | 3 | 1996,97,98 |
| *Abell, Frank | 2 | 1931,32 |
| Abney, Terrence | 1 | 1992 |
| Abrams, Jimmy | 2 | 1966,67 |
| *Adams, J.P. | 3 | 1914,15,16 |
| Abreu, Ed | 1 | 1978 |
| Adams, Dymon | 1 | 1998 |
| Adams, Gaines | 4 | 2003,04,05,06 ^{cc} |
| Adams, Keith | 3 | 1998,99,00 |
| Adams, Rod | 1 | 1991 |
| Addison, Jimmy | 3 | 1965,66,67 ^{cc} |
| *Adkins, Gary | 4 | 1976,77,78,79 |
| Albergotti, Toby | 1 | 2002 |
| Alexander, Gary | 3 | 1973,74,75 |
| Alexander, Kevin | 1 | 2006 |
| Alford, Hugh | 1 | 1945 |
| *Alford, J.L. | 1 | 1916 |
| *Aliffi, Vic | 2 | 1961,63 |
| *Allen, Banks | 2 | 1906,07 |
| Allen, Michael | 4 | 1995,96,97,98 |
| Allen, Terry | 3 | 1987,88,89 |
| Allen, Thad | 4 | 1974,75,76,77 |
| Alley, Kendall | 3 | 1981,82,83 |
| *Allison, J.W. (Switzer) | 4 | 1917,18,19,20 |
| Altman, Ed | 2 | 1996,97 |
| Ammons, Billy | 3 | 1966,67,68 ^{cc} |
| Anderson, Ben | 3 | 1970,71,72 |
| Anderson, Jack | 3 | 1968,69,70 |
| *Anderson, Joe | 3 | 1960,61,62 |
| Anderson, Randy | 3 | 1985,86,87 |
| Anderson, Sam | 3 | 1958,59,60 |
| Anderson, Tony | 3 | 1970,71,72 |
| Anderson, Willie | 3 | 1972,73,74 ^{cc} |
| Andreas, Karl | 3 | 1971,72,73 |
| Andreo, Ron | 3 | 1959,60,61 ^{cc} |
| Ankuta, Neuf | 2 | 1954,55 |
| Anthony, Vernie | 2 | 1981,82 |
| Ard, Wendall | 2 | 1943,44 |
| Ardley, Alex | 3 | 1998,99,00 |
| Ariri, Obed | 4 | 1977,78,79,80 |
| *Armstrong, F.E. (Boo) | 3 | 1918,19,20 ^c |
| *Armstrong, Hoyt | 1 | 1921 |
| Armstrong, Junior | 1 | 1930 |
| Armstrong, Lon | 3 | 1959,60,61 |
| Arrington, Vandell | 3 | 1981,82,83 |
| Arthur, Gary | 3 | 1966,67,68 |
| *Asbill, Henry | 3 | 1927,28,29 |
| Austin, Cliff | 4 | 1978,80,81,82 |
| Austin, Javis | 2 | 1997,98 |
| *Austin, P.B. (Plowboy) | 2 | 1925,26 |
| Austin, Thomas | 1 | 2006 |
| *Avery, Wingo | 3 | 1953,54,55 ^{cc} |

B

| | | |
|-----------------------|----------|---|
| Baham, Curtis | 3 | 2003,04,05 |
| *Bailes, J.P. | 3 | 1919,20,21 |
| *Bailes, W.B. | 1 | 1922 |
| *Bailey, Bob | 3 | 1936,37,38 |
| Bailey, Greg | 1 | 1987 |
| Bailey, Matt | 4 | 1998,99,00,01 |
| Bailey, Rick | 3 | 1982,83,84 |
| Bak, Jeff | 4 | 1985,86,87,88 |
| Baker, Archie | 3 | 1950,51,52 |
| Baker, Carl | 1 | 1996 |
| Baker, Wayne | 3 | 1969,70,71 |
| Baldwin, Bob | 1 | 1964 |
| Baldwin, Mike | 1 | 1974 |
| Balles, Joe | 2 | 1961,63 |
| Banasiewicz, Brent | 3 | 1995,96,98 |
| *Banks, B.C. (Stumpy) | 5 | 1915,16,17,18 ^c ,19 ^c |
| Barbary, Bill | 2 | 1955,57 |
| Barber, Mike | 4 | 1991,92,93,94 |
| Barfield, Don | 3 | 1964,65,66 |
| Barnes, Gary | 3 | 1959,60,61 |
| Barnette, Jimmy | 2 | 1968,69 |
| *Barnwell, T.G. | 1 | 1902 |
| Barry, Durrell | 1 | 2006 |

| | | |
|---------------------------|----------|-----------------------------|
| Barter, Lynn | 2 | 1971,72 |
| Bartlet, J.H. | 1 | 1917 |
| Bartley, Howard | 3 | 1996,97,98 |
| Barton, Paul | 1 | 1994 |
| Barton, Tom | 3 | 1950,51,52 |
| Basich, Rick | 1 | 1980 |
| Basileo, Derek | 1 | 1997 |
| *Bates, Joe A. (Warhorse) | 3 | 1909,10,11 |
| *Bates, J. Mc | 1 | 1918 |
| Bauman, Charlie | 4 | 1977,78,79,80 |
| Beasley, Gene | 4 | 1985,86,87,88 |
| Beasley, Kenny | 1 | 1985 |
| Bell, Jimmy | 3 | 1962,63,64 ^{ac} |
| Bell, Randy | 1 | 1967 |
| Bell, Larry | 2 | 1969,70 |
| Bell, Wayne | 3 | 1964,65,66 |
| Bell, William | 1 | 1988 |
| *Bellows, C.A. | 1 | 1900 |
| Belton, Mitch | 3 | 1988,89,90 |
| Bench, Elmer | 4 | 1994,95,96,97 |
| Bengel, Gordy | 3 | 1971,72,73 |
| Benish, Dan | 4 | 1979,80,81,82 |
| Bennett, Charles | 4 | 2002,03,04,05 ^{cc} |
| Bennett, Nathan | 4 | 2003,04,05,06 |
| Berlin, Steve | 3 | 1983,84,85 ^{cc} |
| Berry, Mike | 1 | 1989 |
| *Berry, Joe (Net) | 3 | 1934,35,36 ^c |
| Berryhill, Tony | 3 | 1979,80,81 |
| Bethea, Fitzhugh | 1 | 1983 |
| Bethea, Frank | 3 | 1973,74,75 |
| Bever, Joe | 1 | 2002 |
| Beville, Scott | 3 | 1988,89,90 |
| Billie, Tramaine | 3 | 2003,04,05 |
| *Bissell, Paul L. | 3 | 1909,10,11 ^c |
| Black, Carl | 3 | 1936,38,39 ^{ac} |
| *Black, Manuel | 3 | 1934,35,36 ^{ac} |
| Black, Nick | 3 | 2000,01,02 |
| Black, Tommy | 1 | 1961 |
| Black, Wendall | 3 | 1959,60,61 |
| Blackwelder, Tim | 1 | 1975 |
| Blackwell, Joe | 2 | 1963,64 |
| *Blain, J.M. | 1 | 1896 |
| Blakeney, Rock | 1 | 1930 |
| *Blalock, Joe | 3 | 1939,40,41 |
| Blanton, Bo | 2 | 1979,80 |
| *Blease, J. W. | 2 | 1898,00 |
| *Blessing, Jim | 2 | 1939,40 |
| Blinsky, Nick | 1 | 1993 |
| Blunt, Rodney | 4 | 1990,91,92,93 |
| Bodine, Rob | 3 | 1989,90,91 ^{cc} |
| Bodrick, Altroy | 4 | 1998,99,00,02 |
| Bolin, Doug | 1 | 1991 |
| Bollinger, Rich | 1 | 1976 |
| Bolubasz, John | 3 | 1971,72,73 |
| Boozar, Tom | 3 | 1972,73,74 |
| Bosler, Bob | 3 | 1970,71,72 |
| Bost, Ed | 3 | 1959,60,61 |
| Bostic, Jeff | 3 | 1977,78,79 |

| | | |
|-----------------------|---|-----------------------------|
| Bostic, Joe | 4 | 1975,76,77,78 |
| Bounds, David | 1 | 1981 |
| Bowen, Joe | 2 | 1953,55 |
| Bowick, Ray | 1 | 1958 |
| Bowlan, Roland | 2 | 1973,74 |
| Bowles, H. Julian | 3 | 1923,24,25 |
| Bowles, M.G. (Monk) | 3 | 1929,30,31 |
| Bowman, Nick | 3 | 1979,80,81 |
| Boyer, Shelton | 3 | 1983,84,85 |
| Boyette, Johnny | 3 | 1962,64,65 ^{cc} |
| *Boykin, Bolivar | 1 | 1909 |
| *Box, Carlon | 1 | 1984 |
| Bradford, Eric | 2 | 1995,96 |
| *Bradley, L.T. (Prep) | 1 | 1925 |
| *Brady, Kevin | 2 | 1984,85 |
| *Brandon, T.B. | 3 | 1914,15,16 |
| Brantley, Craig | 3 | 1973,74,75 |
| Brantley, Derrick | 2 | 2001,02 |
| Branton, Joey | 3 | 1965,66,67 |
| Bratton, Bruce | 4 | 1988,89,90,91 |
| Bray, Cliff | 3 | 1976,77,78 |
| Breedlove, Billy | 1 | 1956 |
| *Breedon, Joe | 1 | 1901 |
| Brewster, Doug | 4 | 1987,88,89,90 |
| Brice, Michael | 1 | 1996 |
| Brickley, Glenn | 1 | 1985 |
| Brisacher, Art | 3 | 1971,72,73 |
| Brisendine, Rod | 1 | 1946 |
| *Bristol, W. H. | 3 | 1912,13,14 |
| *Britt, Ben | 3 | 1910,11,12 ^c |
| *Britt, D.C. (Toots) | 2 | 1907,09 |
| *Britt, S.L. | 1 | 1910 |
| Broadwater, Crosby | 2 | 1986,87 |
| Brodie, Bunny | 2 | 1948,49 |
| *Brock, W.T. | 2 | 1896,97 ^c |
| Bromell, Lorenzo | 2 | 1996,97 |
| Brooks, Jonathan | 4 | 1975,76,77,78 |
| Broomfield, Donald | 4 | 1995,96,97,98 ^{cc} |
| Brown, Dave | 1 | 1962 |
| Brown, Gary | 4 | 1979,80,81,82 |
| *Brown, H.W. | 1 | 1916 |
| Brown, Ken | 4 | 1980,81,83,84 |
| Brown, Lester | 4 | 1976,77,78,79 |
| Brown, Lockie | 1 | 1981 |
| Brown, Marlon (Bubba) | 4 | 1976,77,78,79 ^{cc} |
| Brown, Mike | 3 | 1989,90,91 |
| Brown, Norris | 4 | 1989,90,91,92 |
| Brown, Ray | 4 | 1979,81,82,83 |
| Brown, Ricky | 3 | 1971,72,73 |
| Brown, Roy | 4 | 1980,81,82,83 |
| *Brown, Tom I. | 3 | 1933,34,35 |
| *Browne, G.H. (Skeet) | 1 | 1913 |
| Browning, Kyle | 3 | 2003,04,05 |
| Browning, Sebo | 1 | 1984 |
| Brumley, Lacy | 4 | 1974,75,76,77 |
| Brunson, Jack | 3 | 1948,49,50 |
| Brunson, Lawrence | 2 | 1984,85 |
| *Bruorton, H.B. | 3 | 1954,55,56 |
| *Bryant, Bill | 3 | 1935,36,37 |
| Bryant, Dwayne | 3 | 1990,91,92 |
| Bryant, Jeff | 4 | 1978,79,80,81 |
| *Bryant, Joe | 3 | 1950,51,52 |
| *Bryant, Shad | 3 | 1937,38,39 |
| Bryant, Terry | 4 | 1997,98,99,00 |
| Buckner, Brentson | 4 | 1990,91,92,93 |
| Buckner, Mike | 3 | 1971,72,73 ^{cc} |
| Buford, William | 1 | 1992 |
| Bukowsky, Dick | 3 | 1969,70,71 |
| Bullard, Wilbur | 1 | 1983 |
| Bulman, Matt | 1 | 1994 |
| Bundren, Jim | 4 | 1994,95,96,97 |
| Bunton, Donnie | 3 | 1955,56,57 |
| Bunton, Ted | 3 | 1962,63,64 ^c |
| Burbick, Bruce | 1 | 1967 |
| Burgess, Robert | 2 | 1973,74 |
| Burgner, Grady | 3 | 1967,68,69 |
| Burley, Rion | 1 | 1993 |
| *Burnett, George | 3 | 1966,67,68 |
| Burnette, Derek | 2 | 1992,93 |

| | | |
|------------------------|----------|-------------------------|
| Burnette, Kevin | 1 | 2003 |
| Burton, C.C. | 2 | 1921,22 |
| Burton, Dave | 1 | 1965 |
| Burton, Richard | 1 | 1984 |
| Buscher, L.E. | 2 | 1934,36 |
| Bush, Jack | 3 | 1955,56,57 |
| Bush, Jovon | 4 | 1998,99,00,01 |
| Bussey, Charlie | 3 | 1954,55,56 ^c |
| Bussie, Arthur | 2 | 1990,91 |
| Bustle, Rickey | 3 | 1974,75,76 |
| Butcher, Brian | 3 | 1980,81,82 |
| Butler, Butch | 4 | 1941,42,43,45 |
| Butler, Crezdon | 1 | 2006 |
| Butler, Jerry | 3 | 1976,77,78 |
| Butler, Matt | 4 | 1995,96,97,98 |
| Butler, Richard | 3 | 1982,83,84 |
| Buttermore, Curt | 3 | 1972,73,74 |
| Butz, Sam | 1 | 1945 |
| *Byers, Monty | 1 | 1942 |
| *Byrd, Gary | 3 | 1950,51,52 |
| Byrd, Gary | 4 | 1999,00,01,02 |

C

| | | |
|--------------------------|----------|--|
| *Cagle, Bully | 3 | 1940,41,42 |
| Cagle, John | 3 | 1966,67,68 |
| Cagle, Mavis | 4 | 1944,45,46,47 |
| Cain, Harold | 3 | 1974,75,76 |
| Cain, Jack | 3 | 1978,79,80 |
| Cain, Sammy | 3 | 1967,68,69 |
| Caldwell, Charlie | 2 | 1969,70 |
| Caldwell, Mark | 1 | 1980 |
| Calhoun, Darren | 4 | 1990,91,92,93 |
| Callahan, Sonny | 1 | 1971 |
| Callicutt, Ken | 4 | 1973,74,75,77 |
| Calvert, Forrest | 2 | 1950,53 |
| Calvert, Jackie | 3 | 1948,49,50 |
| *Calvert, Jim | 2 | 1949,50 |
| Cameron, DeChane | 3 | 1989,90,91 ^{cc} |
| *Camp, Bill | 1 | 1904 |
| Campbell, Blake | 1 | 1988 |
| Campbell, Jeremy | 1 | 2006 |
| Candler, Steedley | 1 | 1967 |
| *Cann, George | 2 | 1920,21 |
| Cannon, Brandon | 3 | 2003,05,06 |
| *Cannon, C.L. | 1 | 1907 |
| *Cannon, W. M. | 1 | 1915 |
| Caplan, Stu | 2 | 1964,65 |
| Capote, Christian | 2 | 2005,06 |
| Caputo, Paul | 3 | 1990,91,92 |
| Carey, Chris | 1 | 2006 |
| Carothers, Rocky | 3 | 1948,49,50 |
| Carr, Brian | 1 | 2003 |
| Carr, Michael | 1 | 1989 |
| Carson, Chad | 4 | 1998,99,00 ^{cc} ,01 ^{cc} |
| *Carson, Gene | 2 | 1948,49 |
| *Carson, Jules L. (Doc) | 4 | 1910,11,12,13 |
| Carson, Lynn | 2 | 1973,75 |
| Carswell, Robert | 4 | 1997,98,99,00 |
| Carter, Andre | 4 | 1993,94,95,96 |
| *Carter, Bert | 1 | 1906 |
| Carter, Henry | 4 | 1984,86,87,88 |
| Carter, Oscar | 2 | 1969,70 |
| Case, Johnny | 3 | 1961,62,63 |
| Cassady, Sonny | 3 | 1968,69,70 |
| Cassidy, Richard | 1 | 1992 |
| *Cathcart, Joe | 1 | 1933 |
| Catoe, Jimmy | 3 | 1966,67,68 ^c |
| Cauble, Charlie | 1 | 1969 |
| *Caughman, F. Porter | 1 | 1907 |
| *Caughman, Kenny | 3 | 1911,12,13 |
| Chamberlain, Force | 3 | 1970,71,72 |
| Chambers, Sadat | 1 | 2006 |
| Chancellor, Chris | 1 | 2006 |
| Chancellor, Demerick | 1 | 2006 |
| Chandler, Tommy | 1 | 1949 |
| Charpia, Bo | 1 | 2001 |
| Charpia, Ryan | 2 | 2003,04 |
| Charpia, Rusty | 3 | 1986,87,88 |
| Chappelear, Glenn | 1 | 1984 |



Mike Barber
1991,92,93,94



| | | |
|------------------------|----------|-----------------------------|
| Chappell, Henry | 1 | 1943 |
| Chappell, James | 3 | 1995,96,97 |
| Charleston, Pat | 3 | 1983,84,85 |
| Chason, Cole | 4 | 2003,04,05,06 |
| Chatlin, Rabbit | 3 | 1957,58,59 |
| Chavous, Raymond | 4 | 1985,86,87,88 |
| Cheatham, Andy | 3 | 1982,83,84 |
| Cheek, Randy | 2 | 1980,81 |
| Chester, Jermyn | 3 | 2000,01,02 |
| Childers, Stan | 1 | 1971 |
| Childers, Tim | 3 | 1981,82,83 |
| Childers, Tracy | 2 | 1962,63 ^c |
| Childers, Wilson | 3 | 1965,66,67 |
| Childress, Gary | 4 | 1997,98,99,00 |
| *Childress, John | 3 | 1948,49,50 |
| Childress, O.J. | 4 | 1995,96,97,98 |
| Chipley, Bill | 2 | 1940,41 |
| *Chovan, Phil | 1 | 1938 |
| *Chreitzberg, C. K. | 1 | 1898 |
| *Chreitzberg, A.M. | 1 | 1896 |
| Chuy, Don | 2 | 1961,62 |
| Ciniero, Geoff | 2 | 1985,86 |
| Ciurciu, Vince | 2 | 1998,99 |
| Clamp, John | 1 | 1991 |
| Clanton, Ray | 4 | 1945,46,47,48 |
| *Clardy, Warren | 1 | 1904 |
| Clark, Brian | 3 | 1979,80,81 |
| *Clark, Chip | 3 | 1942,45,46 ^c |
| Clark, Donnell | 4 | 2003,04,05,06 |
| Clark, Dwight | 4 | 1975,76,77,78 |
| *Clark, W.C. | 2 | 1906,07 |
| Clay, Antonio | 2 | 2005,06 |
| Clayton, David | 1 | 1984 |
| Clemons, Chris | 2 | 2005,06 |
| Cleveland, Olin | 2 | 1945,46 |
| Clifford, Chris | 2 | 1975,76 |
| Clifford, Mark | 1 | 1979 |
| *Cline, Doug | 3 | 1957,58,59 |
| Cobb, Joe | 1 | 1989 |
| Cobb, Maret | 3 | 1972,73,74 |
| *Cochran, J.T. (Boots) | 3 | 1908,09,10 |
| Cockfield, Barry | 1 | 1966 |
| Coffey, Bob | 2 | 1974,75 |
| *Cogburn, H.L. | 1 | 1903 |
| *Colbert, W.C. (Pinky) | 3 | 1919,20,21 |
| Coleman, Bob | 3 | 1959,60,61 |
| *Coleman, Dan | 3 | 1937,38,40 |
| Coleman, Duane | 4 | 2003,04,05,06 |
| Coleman, Eric | 4 | 2001,02,03,04 ^{cc} |
| Coleman, Jim | 3 | 1954,55,56 |
| *Coles, Marion (Pony) | 3 | 1910,11,12 |
| *Coles, Stick | 3 | 1906,07,08 ^c |
| Coley, James | 4 | 1985,86,87,88 |
| Collins, Jason | 3 | 1994,95,97 |
| *Collins, Joe | 1 | 1928 |
| Collins, Michael | 2 | 2003,04 |
| Compton, Gary | 2 | 1958,59 |
| Cone, Fred | 3 | 1948,49,50 ^c |
| *Connelly, Bill | 2 | 1909,10 |
| Conner, Kavell | 1 | 2006 |
| *Cook, Pete | 3 | 1950,51,52 |
| Cooper, Gary | 4 | 1986,87,88,89 |
| Cooper, Jay | 3 | 1964,65,66 |
| Cooper, Richard | 2 | 1963,64 |
| Cordileone, Lou | 3 | 1957,58,59 |
| Cornell, Mike | 3 | 1973,74,75 |
| Coursey, Tom | 1 | 1949 |
| *Cox, Carol | 4 | 1945,47,48,49 |
| *Cox, Cary | 2 | 1946,47 ^c |
| Cox, Ed | 1 | 1949 |
| *Cox, Jack | 2 | 1948,49 |
| *Cox, M.E. | 2 | 1914,15 |
| *Cox, Walter, Jr. | 2 | 1938,39 |
| Cox, Walter III | 3 | 1961,62,63 |
| *Cox, Wyatt | 2 | 1957,58 |
| Craig, Arthur | 3 | 1965,55,67 |
| Craig, Bob | 3 | 1966,68,69 |
| *Craig, Johnson | 2 | 1931,32 |
| *Craig, Marion (Hawk) | 3 | 1940,41,42 ^{ac} |

| | | |
|----------------------|----------|-----------------------------|
| Crain, Pat | 3 | 1962,63,64 |
| Crain, Willis | 1 | 1954 |
| Crawford, Barclay | 3 | 1950,51,52 |
| Crawford, Craig | 2 | 1983,84 |
| Crawford, Eddie | 1 | 1974 |
| Creed, Steve | 1 | 2003 |
| Crite, Brendon | 3 | 1980,81,82 |
| Crolley, Ronnie | 3 | 1959,60,61 |
| Crooks, Kenya | 3 | 1994,95,96 |
| Cropp, Willie | 2 | 1966,68 |
| Crosby, Roscoe | 1 | 2001 |
| Cross, Marvin | 3 | 1992,93,94 |
| *Crout, Sammy | 2 | 1958,59 |
| Croxton, Bill | 3 | 1933,34,35 |
| Cruce, Jeff | 2 | 1983,84 |
| Crutchfield, Darrel | 4 | 1997,98,99,00 |
| *Cumbie, Alton | 2 | 1944,45 |
| Cumbie, Jamie | 1 | 2006 |
| Cunningham, Bennie | 3 | 1973,74,75 ^{cc} |
| Cunningham, James | 1 | 1975 |
| *Cummings, Pony | 3 | 1932,33,34 |
| Currie, Aïrese | 4 | 2001,02,03,04 ^{cc} |
| Currie, Rudy | 3 | 1995,96,97 |
| Curry, Carlos | 4 | 1992,93,94,95 |
| Curtis, Ralph | 1 | 1946 |
| Curtis, Rodney | 1 | 1985 |
| Cuttino, H.B. (Hop) | 2 | 1925,26 |
| Cyrgalis, Pat | 1 | 1999 |

D

| | | |
|-----------------------|----------|-----------------------------|
| Daigneault, Doug | 2 | 1958,59 |
| *Dailey, B.T. | 1 | 1915 |
| Daniel, Ralph | 3 | 1969,70,71 |
| Danforth, Kenny | 3 | 1983,84,85 |
| Dantzler, Ellis | 3 | 1963,64,65 |
| Dantzler, Woodrow | 4 | 1998,99,00,01 ^{cc} |
| Davis, Billy | 4 | 1980,81,82,83 |
| Davis, Chip | 4 | 1986,87,88,89 |
| Davis, David | 4 | 1988,89,90,91 |
| Davis, Dexter | 3 | 1988,89,90 |
| Davis, Fotsie | 3 | 1930,31,32 |
| Davis, Guy | 3 | 1926,27,28 |
| Davis, Hal | 3 | 1962,63,64 |
| Davis, Heide | 3 | 1970,71,72 |
| Davis, James | 2 | 2005,06 |
| Davis, Jason | 4 | 1990,91,92,93 |
| Davis, Jeff | 4 | 1978,79,80,81 ^{cc} |
| Davis, Jerry | 2 | 1972,73 |
| Davis, Jud | 4 | 1944,45,47,48 |
| Davis, Orlando | 1 | 1995 |
| *Davis, St. Clair | 1 | 1928 |
| Davis, Tyrone | 3 | 1982,83,84 |
| Davidson, L.S. | 2 | 1925,26 |
| Dawkins, Brian | 4 | 1992,93,94,95 |
| Dawson, Eric | 1 | 1985 |
| Day, Dean | 1 | 1981 |
| Dean, Jad | 4 | 2003,04,05,06 |
| *Deanhardt, Luke | 4 | 1946,47,48,49 |
| Deanhardt, Luke, Jr. | 1 | 1971 |
| DeBardelaben, Bob | 2 | 1958,59 |
| DeBeer, Tim | 4 | 2003,04,05,06 |
| Decock, Bruce | 3 | 1971,72,73 |
| *DeCosta, E.J. (Beef) | 2 | 1901,02 |
| *Deitz, Frank | 2 | 1939,40 |
| *DeLoach, Billy | 1 | 1949 |
| Deluliis, Frank | 4 | 1985,86,87,88 |
| Delusme, Ronny | 3 | 2001,02,03 |
| Demery, Pete | 1 | 1981 |
| Demps, Reggie | 2 | 1989,90 |
| DePew, Bill | 2 | 1968,69 |
| DePrimio, Nick | 1 | 2003 |
| *Derrick, O.L. (Puss) | 3 | 1903,05 ^c ,06 |
| Derriso, Steve | 4 | 1990,91,92,93 |
| DeSimone, Dick | 3 | 1954,56,57 |
| DeSue, Tony | 4 | 1993,94,95,96 |
| Devane, William | 4 | 1980,81,82,83 |
| Dial, Alex | 1 | 1992 |
| *Dickson, Laury | 1 | 1905 |
| Dieckmann, Phillip | 1 | 2004 |



Alton Cumbie

1944,45

| | | |
|-------------------------|---|----------------------------|
| Diggs, Bubba | 4 | 1978,79,81,82 |
| *Dillard, Bill | 3 | 1932,33,34 |
| DiMucci, Dan | 3 | 1949,50,51 |
| Dingle, Adrian | 4 | 1995,96,97,98 |
| Diomande, Andrew | 1 | 2006 |
| Dixon, Bruce | 1 | 1989 |
| Dixon, Terrance | 1 | 1992 |
| Dolce, Chris | 2 | 1978,79 |
| Donaldson, Richard | 3 | 1982,83,84 |
| Dorn, Jim | 3 | 1969,70,71 |
| *Dotterer, E.G. (Gilly) | 2 | 1922,23 |
| Dotherow, Fudge | 1 | 1962 |
| *Douthit, Claude (Pug) | 4 | 1898,99,00,01 ^c |
| Downer, Cole | 2 | 2004,05 |
| Downs, Anthony | 2 | 1994,95 |
| *Dozier, Ted | 3 | 1931,32,33 |
| Drag, Mark | 4 | 1985,86,87,88 |
| Driver, Stacey | 4 | 1982,83,84,85 |
| *Duckett, Graves | 1 | 1916 |
| *Duckworth, Joe | 3 | 1898,99,00 |
| Ducworth, C.H. | 1 | 1974 |
| Ducworth, George | 3 | 1968,69,70 |
| Ducworth, Ronnie | 3 | 1966,67,68 ^{cc} |
| Ducworth, Thomas | 1 | 1973 |
| Dukes, Marion | 4 | 2003,04,05,06 |
| Dukes, Mike | 3 | 1956,57,58 |
| Duley, Tom | 1 | 1965 |
| Dumas, Charlie | 3 | 1962,63,64 |
| Duncan, John | 1 | 1984 |
| Dunhan, David | 4 | 2002,03,04,05 |
| *Dunlap, Tom | 2 | 1919,20 |
| Dunn, K.D. | 4 | 1981,82,83,84 |
| Dunnican, Kelton | 3 | 1994,95,96 |
| Durham, Steve | 4 | 1977,78,79,80 |
| Dyer, Clint | 3 | 1945,46,48 |
| *Dyess, Jimmy | 1 | 1929 |

E

| | | |
|--------------------|---|-----------------------------|
| Earle, James | 4 | 1984,85,86,87 |
| *Earle, J.C. | 1 | 1900 |
| Eason, Nick | 4 | 1999,00,01,02 ^{cc} |
| Easton, Lance | 2 | 1991,92 |
| Eaves, Robin | 1 | 1990 |
| Eberhart, Terry | 1 | 1958 |
| Edwards, Antwan | 4 | 1995,96,97,98 |
| Eidson, Wesley | 2 | 1967,68 |
| Eley, Thomas | 1 | 1975 |
| Ellenburg, Charlie | 2 | 1966,67 |
| Elliott, Tony | 4 | 2000,01,02,03 ^{cc} |
| Ellis, David | 2 | 1999,00 |
| Ellis, Joe | 3 | 1981,83,84 |
| Ellis, Wesley | 3 | 1996,97,98 |
| *Ellison, Gill | 2 | 1904,05 |
| Elvington, B.B. | 3 | 1968,69,70 ^{cc} |
| Emanuel, Emmett | 3 | 1920,21,22 ^c |
| *Emerson, Jack | 1 | 1947 |
| Engel, Karl | 1 | 1962 |

| | | |
|------------------------|----------|--------------------------|
| English, Tom | 1 | 1968 |
| Enzor, Scott | 2 | 1985,86 |
| Eppes, Roy | 2 | 1976,77 |
| Eppley, Mike | 3 | 1982,83,84 ^{cc} |
| *Epps, M.H. (Pepper) | 1 | 1910 |
| Esgro, Greg | 1 | 1984 |
| *Eskew, H.L. (Bud) | 3 | 1925,26,27 ^c |
| Ethridge, Brooks | 1 | 1970 |
| Ethridge, Don | 3 | 1969,70,71 |
| Etta-Tawo, Etta | 1 | 2006 |
| Evans, Charlie | 1 | 1962 |
| Evans, David | 3 | 1997,98,99 |
| Evans, Leomont | 4 | 1992,93,94,95 |
| Eyler, Rick | 2 | 1968,70 |
| *Ezell, J.F. (Sam) | 2 | 1909,10 |
| *Ezell, R. B. (Doc) | 1 | 1912 |

F

| | | |
|--------------------------|----------|--|
| Fabers, Leon | 2 | 1972,73 |
| Facciolo, Mike | 3 | 1964,65,66 ^c |
| Faerber, Nelson | 1 | 2006 |
| Farnham, Dave | 3 | 1969,70,71 |
| Farr, James | 4 | 1980,81,82,83 ^{cc} |
| Feaster, Rodney | 4 | 1999,00,01,02 |
| Fellers, Mark | 3 | 1972,73,74 ^{cc} |
| *Fellers, Stan | 3 | 1932,33,34 |
| Few, Bill | 3 | 1955,56,57 |
| Fewell, J. A. (Jake) | 2 | 1924,25 |
| Fewster, Butch | 3 | 1990,91,92 |
| Fields, Stacy | 4 | 1987,88,89,90 ^{cc} |
| *Finklea, Gary | 3 | 1923,24,25 ^c |
| *Finley, States Right G. | 2 | 1916,17 |
| Fisher, Brad | 3 | 1979,80,81 |
| Fitzpatrick, Pat | 1 | 1978 |
| Flagler, Terrence | 4 | 1982,84,85,86 ^{cc} |
| *Flathman, Gene | 1 | 1936 |
| *Fleming, F | 2 | 1907,08 |
| Fleming, J.M. (Fatty) | 1 | 1925 |
| *Fleming, Vic | 2 | 1930,31 |
| Fleming, W.H. | 2 | 1929,30 |
| Flesch, Jeb | 4 | 1988,89,90,91 |
| Fletcher, Rodney | 2 | 1988,89 |
| Flowers, Kenny | 4 | 1983,84,85,86 |
| *Floyd, George | 2 | 1939,40 |
| Floyd, Joe | 1 | 1993 |
| Fogle, Lou | 3 | 1961,62,63 |
| *Folger, Mac | 3 | 1934,35,36 |
| Forbush, Matt | 1 | 2005 |
| Ford, Andy | 4 | 1993,94,95,96 |
| Ford, Jacoby | 1 | 2006 |
| Ford, Peter | 4 | 1993,94,95,96 |
| *Fordham, Red | 2 | 1930,31 ^c |
| Forney, Warren | 4 | 1991,92,94,95 |
| Foster, Jon | 1 | 1988 |
| *Forsythe, J.A. (PeeWee) | 3 | 1901,02,03 |
| *Forsythe, W.C. | 4 | 1898,99,00,01 |
| Fortner, Jeff | 2 | 1991,92 |
| Fountain, Maurice | 4 | 2001,02,03,04 |
| Fox, Angelo | 2 | 1987,88 |
| Fox, DoMarco | 4 | 1996,97,98,99 |
| Francis, Touré | 3 | 2000,01,03 |
| Franklin, Chris | 2 | 1993,94 |
| *Franklin, Harry | 2 | 1941,42 |
| *Freeman, Eddis | 4 | 1943,44,45,46 |
| *Frew, W.L. (Red) | 1 | 1918 |
| Frierson, Bob | 1 | 1982 |
| *Fritts, George | 3 | 1939,40,41 |
| Fry, Dustin | 4 | 2003,04,05,06 |
| Fry, Roman | 4 | 2003,04,05,06 |
| Fudge, Jamaal | 4 | 2002,03,04,05 ^{cc} |
| Fuller, Steve | 4 | 1975,76,77 ^{cc} ,78 ^{cc} |
| Fulmer, John | 3 | 1967,68,69 |
| Funderburk, Mike | 1 | 1968 |
| Furr, Stephen | 3 | 2002,04,05 |
| *Furtick, Fritz | 4 | 1903,04,05,06 ^c |

G

| | | |
|-------------------------|----------|-------------|
| Gabriel, Elsmore | 1 | 2006 |
| Gaddis, C.J. | 3 | 2004,05,06 |



Lettermen

| | | |
|--------------------------|----------|-----------------------------|
| *Gage, Bobby | 4 | 1945,46,47,48 |
| Gaillard, Jerry | 4 | 1978,79,80,81 |
| *Gainer, Chick | 4 | 1943,46,47,48 |
| Galloway, G.G. | 4 | 1972,73,74,75 |
| Galuska, Pete | 3 | 1969,70,71 |
| Gamble, Jason | 2 | 1997,98 |
| *Gandy, A.P. (Hop) | 4 | 1909,11,12,13 ^c |
| *Gantt, W.A. | 1 | 1905 |
| *Gantt, Jonnie | 1 | 1902 |
| Gardner, Joel | 2 | 2000,01 |
| Gardner, Rod | 4 | 1997,98,99,00 ^{cc} |
| Gardocki, Chris | 3 | 1988,89,90 |
| Garick, Richard | 3 | 1966,67,68 |
| *Garrison, Bill | 2 | 1902,03 |
| *Garrison, C.C. | 1 | 1923 |
| Garrison, Gene | 1 | 1953 |
| Gaskin, Dreher | 3 | 1950,51,53 ^{cc} |
| Gasque, Mike | 2 | 1980,81 |
| *Gassaway, Jim | 2 | 1928,29 |
| Gaston, Clark | 3 | 1961,62,63 |
| *Gaston, R.T. | 3 | 1905,06,07 |
| Geathers, Eddie | 3 | 1978,79,80 |
| *Gee, C.F. (Little Mutt) | 3 | 1912,13,14 |
| *Gee, J.G. (Mutt) | 4 | 1914,15,16,17 |
| Gehret, Guy | 3 | 1972,73,74 |
| Gemas, Kevin | 2 | 1983,84 |
| Gennerich, Gary | 3 | 1970,71,72 |
| *Gentry, Charlie | 3 | 1896,97,98 |
| *Gentry, Frank | 3 | 1950,51,52 |
| *George, A.P. | 2 | 1899,00 |
| George, Buck | 4 | 1951,52,53,54 ^{cc} |
| Gerald, Henry | 1 | 1965 |
| Gerrald, Steve | 1 | 1988 |
| Geter, Eric | 4 | 1989,90,91,92 |
| *Gettys, E.F. (Red) | 4 | 1918,19,20,21 |
| Gibbs, Steve | 4 | 1974,76,77,78 |
| Gibson, Cameron | 1 | 1988 |
| Gibson, Ford | 2 | 1972,75 |
| Gibson, Tyrone | 3 | 1989,91,92 |
| Gillespie, Bill | 1 | 1943 |
| *Gillespie, Dick | 2 | 1948,50 |
| Gillespie, Frank | 3 | 1946,47,48 |
| Gillespie, Nathan | 3 | 2000,01,02 |
| Gilliam, Sergio | 4 | 2003,04,05,06 |
| *Gilmer, Grover G. | 4 | 1917,19,20,21 |
| *Gilmer, Frank | 3 | 1908,09,10 |
| Gilstrap, Clay | 2 | 1986,87 |
| Gilstrap, Earl | 2 | 1970,71 |
| Gilstrap, Rick | 3 | 1969,70,71 |
| Glaze, Coleman | 3 | 1960,61,62 |
| Glenn, Ed | 2 | 1993,94 |
| Glenn, Joe | 4 | 1979,80,81,82 |
| Gobble, Robert | 1 | 1958 |
| Godfrey, Steve | 2 | 1976,77 ^{cc} |
| Goehring, Jim | 2 | 1976,77 |
| Goff, Johnnie Mac | 1 | 1968 |
| Goggins, Harold | 4 | 1975,76,77,78 |
| *Goins, Gus | 3 | 1936,37,38 |
| Goldberg, Bob | 2 | 1977,78 |
| Goodine, Duane | 1 | 2000 |
| *Gooding, R.F. (Fatty) | 1 | 1904 |
| Goodloe, John | 1 | 1977 |
| Goodson, Robert | 1 | 1996 |
| Goudelock, David | 2 | 1990,91 |
| Gordon, Chuck | 1 | 1976 |
| Gore, Buddy | 3 | 1966,67,68 |
| Goss, Dennis | 2 | 1971,72 |
| Graham, Bernie | 2 | 1950,51 |
| *Graham, George | 1 | 1944 |
| Granger, Ty | 4 | 1985,86,87,88 |
| Jamarcus Grant | 1 | 2006 |
| Grant, Kelvin | 2 | 2003,04 |
| Gravely, Mike | 1 | 1974 |
| *Gray, Bill | 1 | 1911 |
| Gray, Ricky | 1 | 1980 |
| Grdijan, John | 3 | 1955,56,57 ^{cc} |
| *Green, Harry | 2 | 1901,02 |
| Green, Mervin | 1 | 1988 |
| Green, Zach | 2 | 2004,06 |



Clark Gaston
1961,62,63

| | | |
|-----------------------|----------|--------------------------|
| Greene, Adrian | 2 | 1996,97 |
| Greene, Earle | 2 | 1955,56 |
| Greene, Gerry | 1 | 1991 |
| Greene, Johnny | 1 | 1955 |
| Greene, Nealon | 4 | 1994,95,96,97 |
| Greenawalt, Stan | 1 | 1973 |
| *Gresham, Metz | 1 | 1929 |
| Gressette, Larry | 3 | 1951,52,53 ^{cc} |
| Gressette, Nathan | 3 | 1951,52,53 ^{cc} |
| Grier, Marrio | 2 | 1992,93 |
| Griffin, Steve | 4 | 1982,84,85,86 |
| Griffith, Frank | 2 | 1954,55 |
| *Grigsby, Billy Luke | 3 | 1948,49,50 |
| Grimes, Tyler | 3 | 1986,87,88 |
| Grisham, Tyler | 2 | 2005,06 |
| Groover, Cory | 2 | 2004,05 |
| Gue, Tommy | 3 | 1959,60,61 |
| Guess, Henry | 4 | 1992,93,94,95 |
| *Gunnells, Bill | 2 | 1928,29 |
| Gunnells, Dan | 3 | 1965,66,67 |
| Guy, Ruben | 1 | 1932 |

H

| | | |
|------------------------|----------|-----------------------------|
| Haddock, Lee | 2 | 1970,71 |
| Hafley, Charles | 4 | 1998,99,00,01 ^{cc} |
| Hagen, Arthur | 1 | 1944 |
| Haglan, J.D. | 3 | 1976,77,78 |
| *Hair, Billy | 3 | 1950,51,52 ^{cc} |
| *Hair, J.C. | 3 | 1924,26,27 |
| Hall, Ben | 4 | 2001,02,03,04 |
| *Hall, Bill | 3 | 1938,39,40 ^{ac} |
| Hall, Delton | 4 | 1983,84,85,86 |
| Hall, Hollis | 3 | 1979,80,81 |
| Hall, Howard | 4 | 1989,90,91,92 |
| Hall, Lamont | 4 | 1994,95,96,97 |
| Hall, Les | 4 | 1989,90,91,92 |
| *Hall, R.M. (Fatty) | 3 | 1926,27,28 |
| Hall, Wade | 2 | 1960,63 |
| *Hamer, Ray | 3 | 1939,40,41 |
| Hamilton, Derrick | 3 | 2001,02,03 |
| *Hamilton, R.G. | 1 | 1896 ^c |
| Hamlin, Michael | 2 | 2005,06 |
| *Hammett, L.O. | 1 | 1918 |
| Hammond, Brian | 1 | 1985 |
| Hammond, Vance | 4 | 1987,88,89,90 ^{cc} |
| Hamrick, Tucker | 1 | 1999 |
| *Hane, J.K. | 3 | 1924,25,28 |
| Haney, Don | 1 | 1993 |
| Hankins, Kelvin | 3 | 1989,90,91 |
| Hankinson, Crimmins | 2 | 1953,54 |
| *Hankle, Witt H. | 3 | 1908,09,10 ^c |
| Hansford, Ogden | 3 | 1974,75,78 |
| *Hanvey, Ernest | 1 | 1913 |
| *Hanvey, George | 2 | 1897,98 |
| *Hanvey, Jock T. | 4 | 1896,97,02,03 |
| *Hardin, L.G. | 1 | 1916 |
| Harman, Dean | 1 | 1991 |

| | | |
|---------------------------|----------|-----------------------------|
| Harmon, Eric | 4 | 1987,88,89,90 |
| *Harmon, H.M. (Duck) | 3 | 1914,15,16 |
| *Harmon, S.E. (Pat) | 3 | 1922,23,24 |
| Harper, Charles | 1 | 2002 |
| Harper, Cullen | 1 | 2006 |
| Harper, J.C. | 4 | 1985,86,87,88 |
| Harps, Wayne | 4 | 1986,87,88,89 |
| Harrell, Cliff | 4 | 2002,03,04,05 |
| Harrell, Ricky | 3 | 1970,71,72 |
| *Harris, H.S. (Lazy Bill) | 3 | 1914,15,16 |
| Harris, John | 3 | 1990,91,92 |
| *Harris, L.D. | 1 | 1919 |
| Harris, La'Donte | 3 | 2004,05,06 |
| Harris, Reggie | 3 | 1986,87,88 |
| Harris, Rudy | 3 | 1990,91,92 |
| Hart, Chris | 1 | 1989 |
| *Hart, Willard L. (Bub) | 2 | 1916,17 |
| Harvey, B.C. (Chubby) | 2 | 1925,26 ^c |
| *Harvey, Randy | 2 | 1967,68 |
| *Harvey, S.A. (Speck) | 1 | 1922 |
| Harvey, Travis | 2 | 1993,95 |
| Harvin, Lionell | 3 | 1929,30,31 |
| *Harvley, Clyde | 1 | 1931 |
| Haselden, David | 1 | 2002 |
| Hatcher, Dale | 4 | 1981,82,83,84 |
| Hatcher, Jesse | 2 | 1987,88 |
| Hauser, Tad | 1 | 1980 |
| Hausgen, Ed | 4 | 1992,93,94,95 |
| *Hayden, C.J. | 1 | 1911 |
| Hayes, Rudy | 3 | 1956,57,58 ^{cc} |
| Haynes, Joey | 1 | 1987 |
| Haynes, Norman | 3 | 1985,86,87 |
| Headen, Andy | 4 | 1979,80,81,82 |
| Hecht, Bill | 3 | 1963,64,65 ^{cc} |
| *Heffner, L.B. | 1 | 1920 |
| Hefner, Larry | 3 | 1969,70,71 ^{cc} |
| Heilig, Don | 1 | 1959 |
| *Heinemann, John | 3 | 1931,32,33 ^c |
| Hemby, Ryan | 2 | 2001,02 |
| Hemphill, James | 1 | 1993 |
| *Hendee, H.M. (Tick) | 2 | 1925,26 |
| Henderson, Jerome | 4 | 1987,88,89,90 |
| Henderson, Joe | 3 | 1987,88,89 |
| Hendley, Dick | 4 | 1946,48,49,50 |
| Hendley, Richard | 3 | 1980,81,82 |
| *Hendricks, L.L. | 2 | 1896,97 |
| Heniford, Mark | 4 | 1974,75,76,77 |
| Heniford, Todd | 1 | 1984 |
| *Henley, Cliff | 2 | 1934,35 |
| Henry, Dale | 3 | 1969,70,71 |
| Henry, William | 3 | 2001,02,03 |
| *Herlong, Doug | 2 | 1948,51 |
| *Herlong, Henry | 1 | 1930 |
| Herrin, Deke | 1 | 1998 |
| Hewitt, Andre | 1 | 1993 |
| Hicks, Harry | 1 | 1954 |
| Hicks, Ken | 1 | 1972 |
| Hill, Jerome | 2 | 1974,75 |
| Hill, Leroy | 4 | 2001,02,03,04 ^{cc} |
| Hill, Tye | 4 | 2002,03,04,05 |
| *Hilderbrand, Noltan | 1 | 1953 |
| *Hinson, Randy | 3 | 1933,34,35 |
| Hinton, Marcus | 4 | 1992,93,94,95 |
| *Holland, Joe | 1 | 1904 ^c |
| Holland, Lawson | 1 | 1974 |
| Holloman, Duke | 2 | 1983,84 |
| Holloman, Jason | 4 | 1997,98,99,00 |
| *Holohan, R. F. (Butch) | 4 | 1921,22,23 ^c ,24 |
| Homonoff, Edward | 2 | 1973,74 |
| Hood, Greg | 2 | 1992,93 |
| Hook, Charlie | 3 | 1965,66,68 |
| *Hook, Fred | 2 | 1931,32 |
| Hooper, Ricardo | 3 | 1986,87,88 |
| Hope, Leon | 3 | 1973,74,75 |
| Hopkins, Stan | 2 | 1971,72 |
| Horne, Charlie | 3 | 1956,57,58 |
| Horne, Tony | 4 | 1994,95,96,97 |
| Horton, Tate | 3 | 1933,34,35 |
| Hostetler, Hoss | 3 | 1964,66,67 |

| | | |
|--------------------------|----------|-------------------------|
| Hough, James | 1 | 1945 |
| Houskin, Marcus | 2 | 2000,01 |
| Howard, Jimmy | 3 | 1961,62,63 |
| Howard, J.J. | 4 | 2000,01,02,03 |
| Howell, Trey | 1 | 1988 |
| Hubert, Pooley | 2 | 1950,53 |
| Hudson, Alex | 3 | 1980,82,83 |
| Hudson, Bill | 3 | 1954,55,56 |
| Hudson, Billy | 3 | 1976,77,78 |
| Hudson, Bob | 4 | 1947,48,49,50 |
| Huey, Terrance | 1 | 2001 |
| *Hudson, J.C. | 3 | 1950,51,52 |
| Hughes, Wade | 2 | 1971,72 ^{cc} |
| Hulsey, Corey | 3 | 1996,97,98 |
| Humphrey, Andre | 4 | 1992,93,94,95 |
| Humphries, Barry | 1 | 2006 |
| Hunt, Aaron | 4 | 2000,01,02,03 |
| Hunt, Revonne | 1 | 1951 |
| Hunter, Bill | 3 | 1942,46,47 |
| Hunter, Brian | 1 | 1992 |
| Hunter, Hamp | 3 | 1953,54,55 |
| *Hunter, N.M. (Buster) | 3 | 1899,00,01 |
| Hunter, Thomas | 4 | 2003,04,05,06 |
| Huntley, Chuck | 2 | 1970,73 |
| Hutchins, Roger | 2 | 1991,92 |
| Hutchinson, Bobby | 1 | 2006 |
| *Hydrick, Onan | 2 | 1908,09 |
| Hynes, Dave | 3 | 1960,61,62 ^c |

I

| | | |
|------------------------|---|---------------|
| Igwebuike, Donald | 4 | 1981,82,83,84 |
| *Inabinet, B.C. | 3 | 1953,54,55 |
| *Inabinet, Clarence J. | 3 | 1933,34,35 |
| Inge, Mark | 3 | 1986,87,88 |
| Ingle, Reid | 3 | 1982,83,84 |
| Ingram, Keith | 1 | 1987 |
| Inman, Don | 1 | 1984 |
| Isaacs, Mike | 3 | 1983,84,85 |

J


| | | |
|----------------------------|----------|---|
| Jackson, Jack | 1 | 1969 |
| Jackson, Jacky | 3 | 1965,66,67 |
| Jackson, Jackie Lee | 3 | 1966,67,68 |
| Jackson, Kenzil | 4 | 1989,90,91,92 |
| Jackson, Kit | 3 | 1965,66,67 |
| *Jackson, M.E. | 1 | 1921 |
| Jackson, Rashaad | 2 | 2005,06 |
| Jackson, Robert | 3 | 1993,94,95 |
| Jackson, Scott | 3 | 1952,53,54 ^{cc} |
| Jackson, Steven | 3 | 2003,04,05 ^{cc} |
| *Jackson, S.L. (Stonewall) | 3 | 1922,23,24 |
| *Jackson, Wister | 2 | 1938,39 |
| James, Charlie | 2 | 1988,89 |
| James, Freddie | 3 | 1998,99,00 |
| *James, M.B. (Jimmy) | 4 | 1911,12,13,14 |
| *Jameson, Hugh | 3 | 1939,40,41 |
| Jamison, Brandon | 1 | 2002 |
| Jamison, Vontrell | 2 | 2003,04 |
| Jansen, John | 3 | 1984,85,86 |
| Jasmin, Chad | 4 | 2000,01,02,03 |
| Jaynes, Danny | 2 | 1976,77 |
| Jehlen, George | 3 | 1974,75,76 |
| Jenkins, James | 1 | 1994 |
| Jenkins, Marvis | 1 | 2001 |
| *Jenkins, Ralph | 4 | 1943,44 ^c ,45 ^c ,46 ^{ac} |
| *Jennings, A.T. | 1 | 1914 |
| Jennings, Keith | 4 | 1985,86,87,88 |
| *Jeter, J.P. | 1 | 1913 |
| Jetton, Neal | 3 | 1973,74,75 ^{cc} |
| Johnson, A.J. | 2 | 1984,85 |
| Johnson, Bashon | 1 | 1996 |
| Johnson, Bobby | 3 | 1970,71,72 |
| Johnson, Cedric | 4 | 2001,02,03,04 |
| Johnson, John | 4 | 1987,88,89,90 |
| Johnson, Kevin | 2 | 2000,01 |
| Johnson, Ricky | 3 | 1963,64,65 |
| Johnson, Tracy | 4 | 1985,86,87,88 |
| Jollay, Mike | 2 | 1985,86 |
| Jolley, Bobby | 1 | 1951 |



| | | |
|------------------|---|-----------------------------|
| Jolly, Terry | 4 | 1997,98,99,00 |
| *Jones, Bob | 3 | 1928,29,30 |
| Jones, Bob | 2 | 1972,73 |
| Jones, Chris | 4 | 1995,96,97,98 |
| Jones, Jimmy | 1 | 1949 |
| Jones, Tim | 4 | 1991,92,93,94 ^{cc} |
| Jordan, Homer | 3 | 1980,81,82 ^{cc} |
| *Jordan, Leonard | 1 | 1941 |
| Jordan, Whitey | 3 | 1955,56,57 |
| Jordan, Willie | 4 | 1975,76,77,78 |
| Joye, David | 2 | 1990,91 |
| Justus, Johnny | 3 | 1928,29,30 ^c |

K

| | | |
|----------------------------|----------|-----------------------------|
| *Kaigler, Ben | 1 | 1902 |
| *Kaigler, J.G. | 3 | 1898,99,00 |
| Kaltenback, Leon | 3 | 1955,56,57 ^{cc} |
| Kane, Mark | 2 | 1953,54 ^{cc} |
| *Kangeter, Jonnie | 3 | 1910,11,12 |
| Katana, Ted | 2 | 1965,66 |
| *Kay, L.R. | 2 | 1917,19 |
| *Keasler, A.L. (Gus) | 2 | 1904,05 |
| *Keel, J.W. (Rastus) | 1 | 1906 |
| Keller, Morris | 1 | 1959 |
| Kelley, Don | 3 | 1969,70,71 |
| Kelley, Freddy | 3 | 1965,66,67 |
| Kelley, Steve | 1 | 1973 |
| Kelly, Aaron | 2 | 2005,06 |
| Kelly, Yusef | 4 | 2000,02,03,04 |
| *Kempson, Otis | 3 | 1950,51,52 |
| Kendrick, Tommy | 3 | 1969,70,71 |
| Kennedy, Frank | 2 | 1950,51 |
| Kennedy, Tony | 4 | 1988,89,90,91 |
| Kenney, Steve | 3 | 1976,77,78 |
| Kesack, Gary | 3 | 1974,75,76 |
| Keys, Larry | 3 | 1965,66,67 |
| *Keyserling, H.L. (Golden) | 1 | 1920 |
| Kier, Brian | 3 | 1974,76,77 |
| Killen, Pat | 1 | 1959 |
| Kinard, Terry | 4 | 1979,80,81,82 ^{cc} |
| King, Anthony | 3 | 1976,77,78 |
| King, Buddy | 3 | 1970,71,72 ^{cc} |
| King, Don | 4 | 1952,53,54,55 ^c |
| King, Jack | 2 | 1968,69 |
| King, Jimmy | 3 | 1959,60,61 |
| *King, L.O. | 2 | 1901,02 |
| King, Tommy | 3 | 1959,60,61 |
| *Kinsler, J.H. | 1 | 1900 |
| Kirkconnell, Ben | 1 | 1932 |
| Kirkland, Levon | 4 | 1988,89,90,91 ^{cc} |
| *Kissam, Roddy | 3 | 1933,34,35 |
| Kitchens, Ronnie | 3 | 1967,68,69 |
| Knight, Herman | 2 | 1949,51 |
| *Klugh, W.W. | 2 | 1925,26 |
| *Knoebel, Fred | 3 | 1950,51,52 |
| Knott, Hal | 1 | 1959 |
| Koon, Eugene | 2 | 2001,02 |
| Kopp, Wynn | 2 | 2001,02 |



James Lott
1977,78,79

| | | |
|------------------|---|---------|
| Kormanicki, Dave | 2 | 1968,69 |
| Kreis, Kevin | 1 | 1976 |
| Kubu, Jon | 1 | 1989 |
| Kunz, Michael | 1 | 1994 |

L

| | | |
|--------------------------|----------|--------------------------|
| *Lachicotte, A.S. (Boo) | 1 | 1910 |
| Laird, Kevin | 4 | 1995,96,97,98 |
| Lam, Elmo | 3 | 1960,61,62 ^c |
| Lambert, Cory | 1 | 2006 |
| *Lambert, John | 1 | 1931 |
| LaMontagne, Joe | 3 | 1951,52,53 |
| Lancaster, Chris | 4 | 1985,86,87,88 |
| Landry, Mark | 4 | 1994,95,96,97 |
| Langford, Charlie | 1 | 1979 |
| *Langston, J.L. | 1 | 1920 |
| Lanzendoen, Jim | 1 | 1973 |
| *Laraway, Walt | 3 | 1953,54,55 |
| Latimer, Al | 1 | 1978 |
| *Latimer, Bill | 1 | 1906 |
| *Lawrence, Bert | 1 | 1902 |
| Lawrence, Floyd | 1 | 1956 |
| Lawrence, Reggie | 3 | 1988,89,90 |
| Lawson, Larry | 1 | 1970 |
| *Lawton, Streak | 2 | 1935,36 |
| Lawton, Winston | 1 | 1969 |
| Lawyer, Mal | 4 | 1996,97,98,99 |
| Lazzara, Tony | 3 | 1999,00,01 |
| Leake, John | 4 | 2000,01,02,03 |
| Learn, Randy | 4 | 1979,80,81,82 |
| LeBel, David | 3 | 1973,74,75 |
| *Lee, A.C. (Bun) | 1 | 1907 |
| Lee, Mark | 2 | 1974,75 |
| Lee, Harry | 2 | 1934,35 |
| Lee, Tyrone | 4 | 2000,01,02,03 |
| LeJeune, Brent | 3 | 1991,92,93 |
| Lemay, Jason | 1 | 1999 |
| Leonard, Colin | 2 | 2005,06 |
| Leonard, Hal | 2 | 1946,47 |
| Leverman, Gerald | 1 | 1945 |
| *Lewis, Alex P. | 3 | 1911,12,13 |
| *Lewis, Gus | 2 | 1900,01 |
| *Lewis, Harold | 3 | 1935,36,37 ^c |
| Lewis, Haydrian | 2 | 2005,06 |
| *Lewis, J. B. | 3 | 1898,99,1900 |
| Lewis, Marcus | 1 | 2000 |
| Lewis, Merritt | 3 | 1932,33,34 |
| Lewis, Micah | 1 | 2001 |
| Lewis, Stacy | 2 | 1989,90 |
| Lewis, Zane | 3 | 1995,96,97 |
| Lewter, Steve | 3 | 1969,70,71 |
| Lhotsky, Joe | 3 | 1966,67,68 |
| Liberatore, Frank | 3 | 1964,66,67 ^{cc} |
| *Lightsey, F.B. (Bull) | 3 | 1922,24,25 |
| *Lightsey, L.M. (Yen) | 4 | 1917,18,19,20 |
| Lindsey, Otis | 2 | 1981,82 |
| Link, A.C. | 1 | 1926 |
| *Littlejohn, C.E. (Mule) | 3 | 1913,14,15 |
| *Locklair, Ed (Pop) | 1 | 1941 |
| Locklair, Mike | 3 | 1966,67,68 |
| Locurcio, Todd | 1 | 1993 |
| Logan, Jimmy | 1 | 1966 |
| *Logan, J.R. | 2 | 1912,13 |
| Long, Evans | 1 | 1930 |
| Long, Stacy | 4 | 1986,88,89,90 |
| Lott, Billy | 3 | 1977,78,79 ^{cc} |
| Lott, James | 4 | 1986,87,88,89 |
| Lovelace, Chris | 1 | 1993 |
| *Lowman, P.I. (Pi) | 2 | 1918,19 |
| Lowther, Rush | 1 | 2005 |
| Luckie, Billy | 1 | 1996 |
| Lundeen, Danny | 2 | 1970,71 |
| *Luzzi, Richie | 3 | 1966,67,68 |
| *Lykes, Powell | 2 | 1905,06 |
| *Lynah, Jim | 2 | 1900,01 |
| Lynch, Chuck | 1 | 1991 |
| Lynn, Dave | 3 | 1958,59,60 ^{cc} |
| Lytton, Jeff | 3 | 1983,84,85 |

M

| | | |
|-----------------------------|----------|-----------------------------|
| Mack, Terence | 4 | 1983,84,85,86 ^{cc} |
| Mack, Kevin | 4 | 1980,81,82,83 |
| Macklin, Travis | 3 | 1996,97,98 |
| Macko, Paul | 1 | 2006 |
| Mader, Eric | 2 | 1989,90 |
| *Magee, Watson | 3 | 1936,37,38 |
| *Magill, Dick | 3 | 1927,28,29 |
| *Magill, W.K. (Rummy) | 3 | 1913,14,15 ^c |
| Magwood, Frank | 3 | 1980,81,82 |
| *Major, C.S. (Dopey) | 4 | 1913,14,15,16 ^c |
| Mance, Brian | 4 | 1999,00,01,02 |
| Maness, Ed (Chippy) | 3 | 1938,39,40 |
| Mann, Wes | 3 | 1983,84,85 |
| Mannella, Dave | 1 | 1979 |
| Manos, Pete | 3 | 1949,50,51 |
| *Marazza, Dick | 3 | 1954,55,56 |
| Mariable, Dorian | 4 | 1986,87,88,89 |
| Marion, Phil | 3 | 1964,65,66 |
| Marler, Malcolm | 4 | 1973,74,75,76 ^{cc} |
| *Marshall, L.E. | 1 | 1926 |
| Martin, Bob | 3 | 1946,47,48 ^{cc} |
| Martin, Carl | 2 | 1981,82 |
| *Martin, J.M. | 3 | 1909,10,11 |
| Martin, Khang | 1 | 1993 |
| Martin, Marcus | 2 | 1997,98 |
| Martin, Peanut | 3 | 1972,73,75 |
| *Martin, W.N. | 2 | 1925,27 |
| *Masneri, Ray | 3 | 1956,57,58 |
| Mass, Wayne | 3 | 1965,66,67 |
| Massaro, Cary | 3 | 1980,81,82 |
| Massengill, Wells | 1 | 1972 |
| Mathews, Mike | 1 | 1971 |
| Mathews, Ray | 4 | 1947,48,49,50 |
| Mathews, Tony | 2 | 1973,74 |
| *Mathis, A.J. | 1 | 1898 |
| Mathis, Bill | 3 | 1957,58,59 |
| *Matthews, Bill | 2 | 1915,16 |
| Matthews, Mack | 3 | 1960,62,63 |
| Mattos, Tommy | 3 | 1952,53,54 |
| Mauldin, Hugh | 3 | 1963,64,65 |
| Mauney, Marcus | 1 | 2000 |
| Mauney, Tony | 4 | 1988,89,90,91 |
| *Maxwell, Jeff | 2 | 1896,97 |
| *Maxwell, John | 2 | 1902,03 |
| Mayberry, Bob | 4 | 1979,80,81,82 |
| Mayer, Charlie | 3 | 1969,70,71 |
| McBride, Dan | 1 | 1973 |
| McCall, Jeff | 4 | 1979,80,81,82 |
| McCanless, Jim | 3 | 1955,56,58 |
| *McCarley, Bob | 3 | 1927,28,29 |
| McCauley, Jim | 1 | 1949 |
| McCleon, Dexter | 4 | 1993,94,95,96 ^c |
| McClinton, Todd | 3 | 2001,02,03 |
| McCloud, Gerald | 1 | 2003 |
| McClure, Bruce | 3 | 1963,64,65 |
| *McConnell, H.S. | 2 | 1914,15 |
| *McConnell, R.E. | 2 | 1925,26 |
| McConnell, S.W. | 3 | 1934,35,36 |
| *McConnell, T.S. | 3 | 1934,35,36 |
| McCory, Bob | 1 | 1944 |
| McCown, Fred | 1 | 1942 |
| McCown, Slick | 2 | 1933,34 |
| *McCown, T.M. | 1 | 1918 |
| McCrorey, Andye | 4 | 1992,93,94,95 |
| McCullough, Richard | 4 | 1985,86,87,88 |
| McCurty, Damon | 1 | 1979 |
| McDaniel, Ed | 4 | 1988,89,90,91 |
| McDermott, John | 3 | 1998,99,00 |
| McDowell, Garry | 2 | 1974,75 |
| McDuffie, Chris | 3 | 2004,05,06 |
| McElmurray, Mac | 3 | 1964,65,66 |
| McElrathbey, Ray Ray | 1 | 2006 |
| *McElveen, Norwood | 3 | 1939,40,41 |
| *McFadden, Banks | 3 | 1937,38,39 |
| *McFadden, R.D. | 1 | 1908 |
| *McFadden, R.H. (Doc) | 2 | 1906,07 |
| McFadden, Wesley | 4 | 1985,87,88,89 ^{cc} |
| McGee, Edgar | 3 | 1965,66,67 |

Freshman Participation

Opening-Game Freshman Starters

| | |
|------|---|
| 1973 | Ken Callicutt (TB), Nelson Wallace (DT) |
| 1974 | Jeff Mills (DT) |
| 1979 | *Gary Brown (OT), *Terry Kinard (FS) |
| 1980 | James Farr (C), Jeff Wells (TE) |
| 1981 | *Donald Igwebuikwe (PK) |
| 1983 | *Terence Mack (DE), *Henry Walls (LB), *Keith Williams (LB) |
| 1984 | *Michael Dean Perry (DT) |
| 1985 | *Frank Deluliis (OT) |
| 1986 | *James Lott (FS) |
| 1987 | *Terry Allen (TB), *Eric Harmon (OT), John Johnson (OLB) |
| 1988 | Chris Gardocki (PK) |
| 1991 | *Nelson Welch (PK) |
| 1992 | *Marrio Grier (FB) |
| 1993 | *Emory Smith (FB), *Brett Williams (DE) |
| 1994 | *Jim Bundren (OT), Anthony Downs (TB), *Glenn Rountree (OG) |
| 1995 | Anthony Simmons (LB) |
| 1996 | *Rahim Abdullah (OLB) |
| 1998 | *Alex Ardley (CB), *Travis Zachery (TB) |
| 2000 | *Jermyn Chester (OG), *Aaron Hunt (PK) |
| 2001 | Roscoe Crosby (WR), *Derrick Hamilton (WR) |
| 2003 | *Nathan Bennett (OG), *Cole Chason (P) |
| 2005 | James Davis (RB) |
| 2006 | C.J. Spiller (RB) |

* - red-shirt freshman; Note: 1972-06.

First-Year Freshman Participants Under Bowden

| | |
|------|---|
| 1999 | (5) David Ellis (LB), Rodney Feaster (LB), Brian Mance (CB), Bernard Rambert (TB), Rodney Thomas (LB) |
| 2000 | (4) Aaron Hunt (PK), Yusef Kelly (RB), John Leake (LB), Ronnie Thomas (WR) |
| 2001 | (9) Eric Coleman (DT), Roscoe Crosby (WR), Airese Currie (WR), Maurice Fountain (DE), Ben Hall (TE), Leroy Hill (LB), Tavaghn Monts (DB), Travis Pugh (FS), Eric Sampson (LB) |
| 2002 | (1) Justin Miller (CB) |
| 2003 | (5) Tramaine Billie (LB), Jad Dean (PK), Marion Dukes (OT), Sergio Gilliam (CB), Brandon Pilgrim (OG) |
| 2004 | (2) La'Donte Harris (WR), Barry Richardson (OT) |
| 2005 | (8) Antonio Clay (LB), James Davis (RB), Tyler Grisham (WR), Haydrian Lewis (CB), Jock McKissic (DT), Phillip Merling (DE), Josh Miller (LB), Rendrick Taylor (WR) |
| 2006 | (8) Kevin Alexander (LB), Crezdon Butler (CB), Jeremy Campbell (LB), Jamie Cumbie (DE), Jacoby Ford (WR), Michael Palmer (TE), Ricky Sapp (DE), C.J. Spiller (RB) |

| | | |
|---------------------|---|---------------|
| *McGill, C.A. | 1 | 1925 |
| McGlockton, Chester | 3 | 1989,90,91 |
| McGlone, T.F. | 1 | 1926 |
| McGuirt, Bill | 2 | 1960,61 |
| McInally, Chris | 2 | 1993,95 |
| *McIver, Rick | 2 | 1904,05 |
| McKelvey, J.J. | 4 | 1999,00,01,02 |
| McKenney, Pat | 2 | 1985,86 |



Lettermen

| | |
|---------------------------------------|-----------------------------|
| McKenzie, Damonte .. 4 | 1995,97,98,99 |
| *McKenzie, W.W. 1 | 1918 |
| *McKeown, J.A. 1 | 1903 |
| McKissic, Jock 2 | 2005,06 |
| McLane, Riley 2 | 1966,67 |
| McLaurin, Duncan ... 1 | 2005 |
| McLaurin, Jewell ... 2 | 1969,70 |
| *McLaurin, J.N. 4 | 1904,05,06,07 ^c |
| McLees, Jimmy 2 | 1990,91 |
| McLellan, Bill 2 | 1953,54 |
| McLellan, Cliff 1 | 1981 |
| *McLendon, Ed 1 | 1939 |
| *McLendon, Lem 1 | 1955 |
| McLeod, Matt 2 | 1996,97 |
| McMahan, Dave 2 | 1969,70 |
| McMakin, John 3 | 1969,70,71 ^{cc} |
| *McMillan, Goat 2 | 1928,29 |
| McMillan, Raiford ... 3 | 1926,27,28 |
| *McMillan, W.L. (Red) . 3 | 1913,14,15 |
| McNeal, Bryant 4 ... | 1999,00,01,02 ^{cc} |
| McSwain, Chuck 4 | 1979,80,81,82 |
| McSwain, Rod 4 | 1980,81,82,83 |
| Meadowcroft, Charlie . 3 | 1963,64,65 |
| Meadows, Dwayne .. 3 | 1984,85,86 |
| Means, Harold 3 | 1996,97,98 |
| Medlin, Rick 3 | 1967,68,69 |
| Meekins, Eric 4 | 1999,00,01,02 |
| Meeks, Chuck 1 | 1982 |
| *Mellette, F.M. 1 | 1911 |
| *Melton, L.H. (Doc) ... 2 | 1923,24 |
| Merling, Phillip 2 | 2005,06 |
| Merritt, Will 4 | 1998,99,00,01 |
| Merriweather, Reggie . 4 | 2003,04,05,06 |
| Michael, Benny 3 | 1966,67,68 |
| *Midkiff, Bob 1 | 1926 |
| Miller, Bill 1 | 1962 |
| Miller, Billy 1 | 1943 |
| *Miller, Bob 2 | 1931,32 ^c |
| *Miller, H.E. 2 | 1937,38 |
| *Miller, Jack 3 | 1944,47,48 |
| Miller, Jim 1 | 1948 |
| Miller, Josh 2 | 2005,06 |
| Miller, Justin 3 | 2002,03,04 |
| Miller, Ron 1 | 1958 |
| Miller, Tif 1 | 2001 |
| Mills, Jeff 2 | 1974,75 |
| Milton, Eldridge 4 | 1981,83,84,85 |
| Milton, Fred 3 | 1968,69,70 |
| *Mimms, Charlie 1 | 1946 |
| Mitchell, Joedy 1 | 1996 |
| Moncrief, Richard ... 4 | 1990,91,92,93 ^c |
| Monledous, Zag 2 | 1927,28 |
| Mooneyham, Jack ... 3 | 1949,50,51 |
| Montone, Neil 1 | 1947 |
| Monts, Tavaghn 3 | 2001,03,04 |
| Moore, Gene 3 | 1947,48,49 ^c |
| Moore, Ken 3 | 1952,53,54 |
| Moore, Otis 4 | 1986,87,88,89 ^c |



Wade Padgett
1939,40,41

| | |
|------------------------------------|--------------------------|
| Moore, Ted 1 | 1964 |
| Moore, Wayne 1 | 1996 |
| Moorer, John 3 | 1945,46,47 ^{ac} |
| *Moorer, Tom 2 | 1938,39 |
| *Morgan, Bobby 2 | 1958,59 |
| Morgan, Dwayne 2 | 1994,95 |
| *Morgan, Lewis 1 | 1946 |
| Morocco, Chris 4 | 1986,87,88,89 |
| Morris, David 1 | 1973 |
| Morris, Kelvin 1 | 2002 |
| Morrison, Pete 1 | 1961 |
| *Moss, Charlie 3 | 1930,31,32 |
| Mougros, Theo 4 | 1997,98,99,00 |
| Mouzon, Tyron 4 | 1988,89,90,91 |
| *Mulherin, Eddie 1 | 1928 |
| Mullen, Ray 2 | 1965,66 |
| Mulligan, Wayne 3 | 1966,67,68 |
| *Mullins, H.D. (Horse) . 2 | 1923,24 |
| Murchison, Antwon . 1 | 2006 |
| Murray, Al 3 | 1972,73,74 |
| Murray, John 1 | 1978 |
| Myrick, Chip 3 | 2003,04,05 |
| Myrick, Rocky 1 | 1979 |

N

| | |
|---------------------------------|--|
| Nanney, Lee 4 .. | 1978,79,80 ^{cc} ,81 ^{cc} |
| Nelson, Bryce 2 | 1992,93 |
| Nelson, Maurice 3 | 2004,05,06 |
| Nelson, Roosevelt ... 3 | 2002,03,04 |
| Ness, Jim 3 | 1972,73,74 ^{cc} |
| Neville, J.L. 1 | 1943 |
| Newell, Andy 1 | 1985 |
| Newell, Mike 2 | 1969,70 |
| *Nimitz, H.J. (Foots) . 1 | 1916 |
| Nix, Eric 3 | 1984,85,86 |
| Noelte, Dave 1 | 1982 |
| Nunamacher, Jeff ... 4 | 1985,86,87,88 |
| Nunn, Arlington 4 | 1987,88,89,90 |

O

| | |
|-----------------------------------|-----------------------------|
| O'Brien, Chuck 4 | 1987,88,90,91 |
| O'Cain, Mike 3 | 1974,75,76 ^{cc} |
| O'Dell, Billy 3 | 1953,54,55 |
| *O'Dell, John H. 2 | 1918,19 |
| *O'Dell, Wayne 1 | 1941 |
| *Odom, W.F. 1 | 1908 |
| Ogle, Chris 2 | 1989,90 |
| Ohan, Chinedu 2 | 1987,88 |
| *O'Kurowski, Whitey .. 3 | 1937,38,39 |
| Olson, Dave 3 | 1958,59,60 |
| Olson, Harold 3 | 1957,58,59 |
| *Olszewski, Harry 3 | 1965,66,67 |
| *O'Neal, Belton (Speck) . 1 | 1920 |
| O'Neal, Brad 2 | 1969,70 |
| O'Neal, Robert 4 ... | 1989,90,91,92 ^{cc} |
| Orban, Turk 1 | 1936 |
| Osborne, Ronnie 3 | 1959,60,61 |
| Otorubio, Adubarie .. 1 | 1985 |
| Outlaw, Brian 3 | 1999,00,01 |
| Owen, Henry 4 | 1998,99,00,01 |
| *Owens, J.C. (Susie) .. 2 | 1919,20 |
| Owens, Mark 1 | 1993 |

P

| | |
|-------------------------------------|-------------------------|
| *Padgett, F.M. 1 | 1918 |
| *Padgett, G.D. 1 | 1931 |
| *Padgett, Jim 2 | 1957,58 |
| Padgett, Matt 2 | 1996,97 |
| *Padgett, O.D. 2 | 1928,29 ^c |
| Padgett, Wade 3 | 1939,40,41 ^c |
| Page, Neely 2 | 1998,99 |
| Page, Wayne 2 | 1965,66 |
| Pagliei, Joe 3 | 1953,54,55 |
| Palmer, Cary 1 | 1989 |
| *Palmer, E.D. (Frog) .. 1 | 1925 |
| Palmer, Johnny 3 | 1963,64,65 |
| Palmer, Michael 1 | 2006 |
| Paredes, Bob 2 | 1951,54 |
| Parete, Anthony 4 | 1981,82,83,84 |

| | |
|-------------------------------------|-----------------------------|
| *Parker, Ace 2 | 1940,41 |
| *Parker, Harry L. 2 | 1912,13 |
| Parker, Jim 2 | 1962,63 ^{ac} |
| Pasley, Jim 2 | 1939,40 |
| Pate, Gene 1 | 2003 |
| Pate, Milton 2 | 1951,52 |
| Patrick, Chris 1 | 1932 |
| *Patterson, Gene 2 | 1931,32 |
| *Patton, Bob 3 | 1949,50,51 ^c |
| Paulling, Bob 4 | 1979,81,82,83 |
| Pavilack, Harry 3 | 1959,60,61 |
| *Payne, Booty 2 | 1940,41 |
| Payne, Jim 3 | 1956,57,58 |
| *Payne, Joe 3 | 1937,38,39 ^c |
| Payne, Oliver 2 | 1936,37 |
| Pearce, Frank 3 | 1963,64,65 |
| Pearce, Roy 2 | 1939,40 |
| Pearman, Dan 3 | 1985,86,87 |
| *Pearman, Fred 3 | 1899,00,01 |
| Pearson, Alex 1 | 2006 |
| Pearson, Ben 3 | 1937,38,39 |
| Peeler, Coby 2 | 1993,94 |
| Peeples, Ken 3 | 1972,73,74 ^{cc} |
| Pegues, Lamont 2 | 1994,95 |
| *Pegues, E.S. 1 | 1899 |
| Pengitore, Ken 3 | 1971,72,73 ^{cc} |
| *Pennington, Clyde ... 1 | 1935 |
| Pennington, Curtis ... 3 | 1936,37,38 ^{ac} |
| *Perry, Bill 1 | 1911 |
| *Perry, L. (Tom) 1 | 1911 |
| Perry, Michael Dean . 4 ... | 1984,85,86,87 ^{cc} |
| *Perry, Tracy 4 | 1976,77,78,79 |
| Perry, William 4 ... | 1981,82,83,84 ^{cc} |
| Petoskey, Ted 2 | 1963,64 |
| Phillips, Erik 1 | 1992 |
| Phillips, Hank 4 | 1986,87,88,89 |
| Phillips, Harley 2 | 1943,44 |
| Phillips, Jim 1 | 1945 |
| Phillips, John 4 ... | 1984,85,86,87 ^{cc} |
| Pickens, Jesse 1 | 2004 |
| Pickett, Edgar 4 | 1980,81,82,83 |
| Pierce, Hal 3 | 1940,41,42 |
| Pilgrim, Brandon ... 3 | 2003,05,06 |
| Pilot, Joe 1 | 1958 |
| *Pinckney, E.H. 1 | 1909 |
| *Pitts, Lewis 2 | 1927,28 |
| Plantin, Tony 4 | 1994,95,96,97 |
| Pleasant, Reggie 3 | 1982,83,84 |
| *Poe, Billy 3 | 1944,45,46 |
| Polite, Dextra 3 | 1997,98,99 |
| Polk, DeJuan 4 ... | 2000,01,02,03 ^{cc} |
| *Pollitzer, H.R. (Polly) . 1 | 1902 |
| Poole, Bob 3 | 1961,62,63 |
| *Poole, R.F. (Sarg) ... 2 | 1915,16 |
| Pope, Brad 3 | 1994,95,96 |
| Pope, Jamie 1 | 1979 |
| Portas, Lou 2 | 1964,65 |
| Postell, Holland 4 ... | 1995,96,97,98 ^{cc} |
| *Potts, R.C. (Daddy) .. 3 | 1917,18,19 |
| Poulos, John 4 | 1944,47,48,49 |
| *Pressley, E. H. (Buck) . 2 | 1912,13 |
| *Pressley, O.K. 3 | 1926,27,28 ^c |
| *Pressley, Harlan 1 | 1927 |
| Price, John 3 | 1970,71,72 |
| Price, L.C. 1 | 1925 |
| *Priester, Buck 2 | 1930,31 |
| Priester, Buck 3 | 1953,54,55 |
| Priester, Raymond ... 4 ... | 1994,95,96,97 ^{cc} |
| Prince, Phil 4 ... | 1944,46,47,48 ^{cc} |
| Pringle, Harom 2 | 1992,93 |
| *Pritchett, Jess 1 | 1937 |
| Proctor, Will 3 | 2003,05,06 |
| Pruett, Chip 2 | 1978,79 |
| *Pruitt, June 2 | 1945,46 |
| Pryce, Trevor 1 | 1996 |
| *Proctor, Landrum 2 | 1930,31 |
| Puckett, David 3 | 1988,89,90 |
| Pugh, Travis 4 | 2001,02,03,04 |
| Pusey, Mike 1 | 1975 |

| | |
|------------------------------|------------|
| Putnam, Trevor 3 | 1993,94,95 |
|------------------------------|------------|

Q

| | |
|------------------------------|------------|
| Quarles, Jimmy 2 | 1951,52 |
| Quick, Rodney 3 | 1983,84,85 |
| Quinn, Dewey 2 | 1945,46 |
| Quesenbury, Sonny .. 2 | 1957,58 |

R


| | |
|---|-----------------------------|
| Raber, Brian 4 | 1983,84,85,86 |
| *Radcliff, Charles 3 | 1950,51,52 |
| Radford, Kevin 1 | 1980 |
| Rambert, Bernard 4 | 1999,00,01,02 |
| Ramtahal, Eldred ... 1 | 1992 |
| *Randle, E.L. (Cat) ... 3 | 1913,14,15 |
| *Randle, M.B. (Little Cat) . 3 | 1918,19,20 |
| Randolph, Bernard .. 2 | 1993,95 |
| Rankin, Gary 2 | 1963,64 |
| Rapley, Darius 3 | 1997,98,99 |
| Rash, Dustin 1 | 1993 |
| Ratchford, Warren ... 4 | 1974,76,77,78 |
| Ray, Thomas 3 | 1963,64,65 |
| Rayburn, Lee 3 | 1966,67,68 |
| Reames, Joe Don ... 3 | 1999,00,01 |
| *Reames, T. Jack 2 | 1918,22 |
| Reed, David 2 | 1978,79 |
| Reese, Archie 4 | 1974,75,76,77 |
| Reese, Steve 4 ... | 1982,83,84,85 ^{cc} |
| Reeves, Marion 3 | 1971,72,73 |
| Reeves, Matt 4 | 1992,93,94,95 |
| Rembert, Johnny 2 | 1981,82 |
| *Reynolds, Clifford M. (Pete) . 1 | 1926 |
| Reynolds, Jim 4 | 1945,47,48,49 |
| Rhinehart, Jim 1 | 1955 |
| Rhodes, John 2 | 1971,72 |
| Richard, Al 4 | 1989,90,91,92 |
| Richardson, Barry ... 3 | 2004,05,06 |
| Richardson, Chuckie . 4 | 1980,82,83,84 |
| Richardson, Cotton .. 2 | 1943,44 |
| Richardson, David ... 3 | 1996,97,98 |
| *Richardson, Joe 1 | 1940 |
| Richardson, Lionel .. 3 | 2003,04,05 |
| Richardson, Mark ... 3 | 1980,81,82 |
| Riddle, Leonard 1 | 1943 |
| Riddle, Nic 2 | 2005,06 |
| Ridgley, Thad 2 | 1992,93 |
| *Riggs, A.F. 3 | 1897,98,99 |
| Riggs, Jim 4 | 1983,84,85,86 |
| Riggs, Matt 3 | 1985,86,87 |
| Rigsby, Geoff 3 | 2002,03,04 |
| *Rion, Aubrey 2 | 1939,40 |
| Rivers, Dalton 2 | 1955,56 |
| Robbins, Butch 2 | 1963,64 |
| Robbins, Chris 1 | 1996 |
| *Robbs, C.M. 3 | 1907,08,09 ^c |
| Roberts, Travis 1 | 1999 |
| Robinson, Akeem .. 2 | 2005,06 |
| *Robinson, Charlie ... 3 | 1922,23,24 ^c |
| *Robinson, E.D. 1 | 1934 |
| Robinson, Jackie 4 ... | 1999,00,01,02 ^{cc} |
| Robinson, James 4 ... | 1979,80,82,83 ^{cc} |
| *Robinson, Joe 1 | 1927 |
| Rodgers, George 3 | 1950,51,52 ^c |
| Rogers, Bill 2 | 1943,46 |
| Rogers, Billy G. 2 | 1944,46 |
| Rogers, Floyd 2 | 1965,66 ^{cc} |
| *Rogers, Johnny 1 | 1929 |
| *Rogers, Phil 3 | 1965,66,67 |
| Rogers, Rodney 2 | 1961,62 |
| Rogers, Shot 2 | 1955,56 |
| Rollins, Bubba 1 | 1978 |
| Romano, Ryan 1 | 1999 |
| Rome, Stan 1 | 1975 |
| *Roper, T.H. (Pug) 2 | 1918,19 |
| Rose, Anthony 3 | 1979,80,81 |
| Rose, Chuck 3 | 1978,79,80 |
| Ross, Don 3 | 1952,53,54 |
| *Ross, Jack 3 | 1942,46,47 |
| Ross, Kenzi 4 | 1997,98,99,00 |



| | | |
|-----------------------|----------|---------------|
| *Rotheil, Claude | 2 | 1941,42 |
| Roulhac, Terrance | 4 | 1983,84,85,86 |
| Rountree, Glenn | 4 | 1994,95,96,97 |
| Rouse, Wardell | 2 | 1993,94 |
| Rowell, Spivey | 1 | 1944 |
| *Roy, Wallace | 3 | 1923,24,25 |
| Ruffner, Bo | 3 | 1965,66,67 |
| Ruffner, Jim | 1 | 1964 |
| Rushton, Gil | 4 | 1945,48,49,50 |
| Russell, Chris | 1 | 2006 |
| Russell, J.A. | 1 | 1943 |
| Russell, Jimmy | 1 | 1976 |
| Rutledge, Bill | 1 | 1943 |
| Ryans, Larry | 4 | 1989,90,91,92 |
| Ryan, Steve | 2 | 1977,78 |

S

| | | |
|----------------------------|----------|---|
| *Sadler, Hope | 2 | 1902 ^c ,03 ^c |
| Salim, Hamid | 1 | 1996 |
| *Salisbury, Tom | 4 | 1943,44,47,48 |
| Salley, Grady | 3 | 1928,29,30 |
| Samnik, Mike | 2 | 1990,91 |
| Sampson, Eric | 3 | 2001,03,04 |
| *Sams, Hal | 1 | 1916 |
| *Sanders, Al | 3 | 1935,36,37 |
| Sanders, Smiley | 3 | 1971,72,73 |
| *Sandifer, Red | 2 | 1940,41 |
| Sanford, Chuck | 3 | 1983,84,85 |
| Sapp, Patrick | 4 | 1992,93,94,95 |
| Sapp, Ricky | 1 | 2006 |
| Sasser, David | 3 | 1971,72,73 |
| Saunders, Bo | 2 | 1945,46 |
| Sauve, Jeff | 4 | 1991,92,94,95 |
| Scheibel, Tim | 1 | 1994 |
| Schell, Matt | 3 | 1999,00,01 |
| *Schilleter, W.A. (Shorty) | 4 | 1911,12,13,14 ^c |
| Schlink, David | 1 | 2005 |
| *Schneck, J.R. | 2 | 1918,19 |
| Schonhar, Todd | 2 | 1985,86 |
| *Schroder, F.E. | 1 | 1912 |
| Scott, Dorell | 2 | 2005,06 |
| Scott, Jeff | 3 | 2000,01,02 |
| Scott, Jim | 3 | 1981,82,83 |
| Scott, Randy | 4 | 1975,76 ^{cc} ,77 ^{cc} ,78 ^{cc} |
| Scott, Shane | 3 | 1989,90,91 |
| Scott, William | 2 | 1974,75 |
| Scudato, Ron | 3 | 1959,60,61 |
| Sealy, Sonny | 1 | 1982 |
| Sease, Jody | 2 | 1984,85 |
| Sease, Tommy | 2 | 1955,56 |
| Seay, Pitts | 1 | 1943 |
| Seegars, Stacy | 4 | 1990,91,92,93 |
| Seigler, Eddie | 3 | 1970,71,72 |
| *Segars, Al | 1 | 1937 |
| *Segars, Kent | 1 | 1936 |
| Sellers, Joe | 2 | 1963,65 |
| Seth, Mike | 3 | 1997,98,99 |
| Setzekorn, Ken | 2 | 1984,85 |
| Seyle, Rusty | 3 | 1986,87,88 |
| Sharpe, Bill | 1 | 1964 |
| *Sharpe, Bob | 3 | 1938,39,40 ^c |
| Sharpe, Bob, Jr. | 2 | 1975,76 |
| *Sharpe, F.J. | 1 | 1931 |
| Sharpe, Tommy | 3 | 2002,03,04 |
| Shaw, Milt | 1 | 1994 |
| *Shealy, A.S. (Shack) | 4 | 1896,97,98 ^c ,99 |
| Shealy, Pat | 2 | 1971,72 |
| Shell, Bob | 3 | 1970,72,73 |
| Sheppard, Ashley | 4 | 1989,90,91,92 ^{cc} |
| Shields, John | 2 | 1968,69 |
| *Shingler, Lowndes | 3 | 1958,59,60 ^{cc} |
| Shirley, Jim | 3 | 1950,51,52 |
| Shish, Paul | 1 | 1969 |
| *Shockley, J.A. | 1 | 1922 |
| Shore, Henry | 3 | 1933,34,35 ^c |
| Shown, Jack | 2 | 1952,53 |
| Shuford, Don | 3 | 1934,35,36 |
| *Siegel, Reuben | 3 | 1929,30,31 |
| Seipe, Jeff | 3 | 1970,71,72 |



Patrick Sapp
1992,93,94,95

| | | |
|-----------------------|----------|--|
| Silver, Dennis | 1 | 1974 |
| Simmons, Anthony | 3 | 1995,96,97 |
| *Simmons, T.D. (Shag) | 1 | 1919 |
| *Simmons, Ralph | 1 | 1937 |
| *Simmons, Wayne | 4 | 1989,90,91,92 ^{cc} |
| Simmons, Willie | 3 | 2000,01,02 |
| Simpson, Don | 1 | 1943 |
| Simpson, LaMarick | 4 | 1992,93,94,95 |
| Simpson, Tyrone | 3 | 1989,90,93 |
| Sims, David | 4 | 1977,78,79,80 |
| Sims, Marvin | 3 | 1977,78,79 |
| *Sitton, Vet | 2 | 1902,03 |
| Sizer, Danny | 3 | 1988,89,90 |
| Skiffey, Jim | 1 | 1962 |
| Smalls, Andy | 3 | 1950,52,53 |
| Smart, Bill | 1 | 1944 |
| Smith, Akil | 2 | 1998,99 |
| Smith, Bill | 4 | 1977,78,79,81 |
| Smith, Brent | 2 | 2003,06 |
| Smith, Bryant | 1 | 1998 |
| Smith, Dennis | 3 | 1973,74,75 ^{cc} |
| Smith, Emory | 4 | 1993,94,95,96 |
| Smith, Glenn | 3 | 1949,50,51 |
| Smith, Gregg | 1 | 1976 |
| Smith, Harold | 1 | 1959 |
| Smith, Jack | 2 | 1958,59 |
| Smith, Joey | 2 | 1979,80 |
| Smith, Joshua | 1 | 2003 |
| Smith, Lynn | 1 | 1979 |
| Smith, Matt | 3 | 1977,78,79 |
| Smith, Randy | 1 | 1965 |
| Smith, Richard | 4 | 1985,86,87,88 |
| Smith, Ronnie | 4 | 1974,75,76,77 |
| Smith, Sterling | 2 | 1949,50 |
| *Smith, Terry | 4 | 1990,91,92,93 |
| Smith, Thorny | 1 | 1968 |
| Smith, Willie | 3 | 1954,55,57 |
| *Snead, W.F. (Bill) | 1 | 1901 |
| *Snowden, Moon | 1 | 1927 |
| Snyder, Paul | 3 | 1957,58,59 ^{cc} |
| Solomon, Louis | 4 | 1992,93 ^{cc} ,94 ^{cc} ,95 ^c |
| Soloman, Homer | 1 | 1930 |
| Somaini, Jamie | 2 | 1999,00 |
| Soowal, Jeff | 3 | 1976,77,78 |
| Southerland, Ivan | 3 | 1967,68,69 ^c |
| *Sowell, Frank | 1 | 1930 |
| Sox, Greg | 1 | 1986 |
| *Spearman, Jack | 2 | 1920,21 ^c |
| Speck, Chad | 4 | 1997,98,99,00 ^{cc} |
| Spector, Robbie | 3 | 1988,89,90 |
| Speros, Jim | 1 | 1980 |
| Spiers, Bill | 1 | 1986 |
| Spiller, C.J. | 1 | 2006 |
| Spooner, Bob | 3 | 1955,56,57 |
| Spry, David | 4 | 1983,85,86,87 |
| Squires, Tappey | 1 | 1969 |
| Stacy, Jack | 1 | 1942 |

| | | |
|------------------------|---|-----------------------------|
| Stanford, Calloway | 1 | 1940 |
| Stephens, Darnell | 4 | 1991,92,93,94 |
| Stephens, Tony | 2 | 1986,87 |
| Stevens, Alex | 3 | 1932,33,34 |
| *Stevens, R.G. | 1 | 1909 |
| *Stewart, J.D. | 1 | 1924 |
| Stewart, Watt | 1 | 1944 |
| Stocks, Jeff | 3 | 1971,72,73 |
| Stockstill, Jeff | 3 | 1980,81,82 |
| Stockunas, Jason | 2 | 1997,99 |
| Stone, Don | 1 | 1973 |
| Stough, Tim | 4 | 1973,74,75,76 |
| Strait, John | 1 | 2000 |
| Strayer, Phil | 1 | 1969 |
| Streeter, Brandon | 3 | 1997,98,99 |
| *Stribling, J.W. | 3 | 1913,14,15 |
| *Strother, Frank | 1 | 1923 |
| Stuckey, Chansi | 4 | 2003,04,05,06 ^{cc} |
| Stuckey, Jim | 4 | 1976,77,78,79 |
| Stuermann, Russell | 1 | 2001 |
| Sublette, Dick | 1 | 1948 |
| *Suggs, H.L. | 2 | 1914,15 |
| *Sullivan, Frank | 3 | 1897,98,99 |
| Sultis, Jim | 3 | 1945,46,47 |
| *Summers, J.C. (Chuck) | 2 | 1905,06 |
| Sursavage, Butch | 3 | 1965,66,67 |
| Sursavage, Jim | 3 | 1968,69,70 ^{cc} |
| Suttle, Jeff | 4 | 1980,81,82,83 |
| Sutton, George | 1 | 1962 |
| *Sweatte, Johnny | 1 | 1941 |
| *Swetenburg, J.R. | 2 | 1920,21 |
| Swift, Bob | 1 | 1963 |
| Swing, Dale | 3 | 1982,83,84 |
| Swofford, Bob | 3 | 1927,28,29 |
| *Swygert, George | 2 | 1896,97 |

T

| | | |
|-------------------------|----------|--------------------------|
| Talley, J.H. | 1 | 1926 |
| Tate, Trey | 4 | 2002,03,04,05 |
| Taylor, Bruce | 1 | 1990 |
| Taylor, Jeff | 1 | 1989 |
| *Taylor, Jerry | 2 | 1961,62 |
| Taylor, J.W. | 1 | 1943 |
| Taylor, Rendrick | 2 | 2005,06 |
| Taylor, Vince | 4 | 1986,87,88,89 |
| Temples, Jamison | 1 | 1992 |
| *Tennant, A.B. (Dutch) | 4 | 1921,22,23,24 |
| Testerman, Don | 2 | 1974,75 |
| *Thackston, L.P. | 3 | 1917,18,19 |
| Thomas, Bill | 3 | 1956,57,58 ^c |
| Thomas, David | 1 | 1972 |
| Thomas, Doug | 4 | 1987,88,89,90 |
| Thomas, Franklin | 2 | 1992,93 |
| Thomas, Rodney | 4 | 1999,00,01,02 |
| Thomas, Ronnie | 2 | 2000,02 |
| Thomason, Johnny | 1 | 1955 |
| Thompson, Dave | 3 | 1968,69,70 |
| *Thompson, Doug | 1 | 1955 |
| *Thompson, J.W. | 1 | 1916 |
| Thompson, John | 3 | 1996,97,98 |
| Thompson, Marion | 3 | 1950,51,52 |
| Thompson, Oscar | 3 | 1946,47,48 |
| Thornton, Mark | 2 | 1978,79 |
| *Thornton, R.E. | 1 | 1918 |
| Thorsland, Oscar | 3 | 1960,61,62 |
| Thurman, Cardell | 1 | 1992 |
| Tice, Johnny | 1 | 1954 |
| *Tillman, Henry | 1 | 1902 |
| Tillotson, Brian | 1 | 1994 |
| *Timmerman, W.P. (Pap) | 2 | 1926,27 |
| *Timmons, Charlie | 3 | 1939,40,41 |
| Tinsley, Sid | 3 | 1940,41,44 ^{ac} |
| *Tisdale, Charlie | 3 | 1938,39,40 |
| Todd, Moe | 1 | 1969 |
| Tolley, Charlie | 2 | 1967,69 ^c |
| *Tomkins, F.G. | 1 | 1896 |
| Tomkins, James | 3 | 1966,67,68 |
| Trapp, James | 4 | 1989,90,91,92 |
| Trayham, Arden | 1 | 1943 |

| | | |
|----------------------|---|-----------------------------|
| Treadwell, David | 3 | 1985,86,87 |
| *Trembley, Jimmy | 1 | 1969 |
| Tremel, Taylor | 1 | 2006 |
| Trexler, Bru | 2 | 1937,39 |
| Trimble, Jamie | 3 | 1994,95,96 |
| Triplett, Danny | 4 | 1979,80,81,82 |
| *Trobaugh, Allen | 1 | 1938 |
| *Trobaugh, Earl | 1 | 1938 |
| Troy, Mike | 2 | 1963,64 |
| Trumpore, Arthur | 1 | 1943 |
| *Troutman, John | 3 | 1933,34,35 |
| Tucker, Kyle | 1 | 2003 |
| Tucker, Richard | 1 | 1988 |
| *Turbeville, A.C. | 1 | 1912 |
| Turbeville, Horace | 1 | 1956 |
| Turner, Bo | 2 | 1945,46 |
| *Turner, H.M. (Tuck) | 1 | 1907 |
| *Turnipseed, Rhett | 1 | 1922 |
| Turpin, Bucky | 2 | 1966,67 |
| Tuten, Rich | 3 | 1976,77,78 |
| Tuttle, Perry | 4 | 1978,79,80,81 ^{cc} |
| Tyler, O.J. | 2 | 1974,76 |
| Tyner, Mitch | 2 | 1973,74 |

U

| | | |
|-------------------|---|-----------------------------|
| Underwood, Willie | 4 | 1977,78,79,80 ^{cc} |
| Usher, Lewis | 4 | 1991,92,93,94 |
| Usry, George | 3 | 1957,58,59 |

V

| | | |
|-------------------------|----------|----------------|
| *Valentine, Jack | 1 | 1926 |
| Varn, Guy | 1 | 1983 |
| Varn, Rex | 4 | 1976,77,78,79 |
| Vaughan, Bradley | 1 | 2001 |
| Vaughan, Mark | 1 | 1985 |
| Vaughn, Khaleed | 4 | 2000,01,02,03 |
| Vaughn, Nigel | 2 | 2002,03 |
| *Veronee, Jack | 3 | 1959,60,61 |
| Vincent, Cortney | 2 | 2005,06 |
| *Vogel, R.T. | 2 | 1896,97 |

W

| | | |
|----------------------|----------|--|
| *Wade, Connie | 2 | 1966,67 |
| *Wade, Don | 3 | 1950,51,52 |
| *Wade, Grady | 1 | 1920 |
| Wade, Mike | 1 | 1981 |
| Wade, Scott | 1 | 2002 |
| Wagner, Larry | 1 | 1958 |
| Waldrep, Joe | 2 | 1964,65 |
| Waldrep, Perry | 1 | 1967 |
| Walker, Duane | 4 | 1984,85,86,87 |
| Walker, Gregory | 4 | 2000,01,02,03 ^{cc} |
| Walker, Henry | 2 | 1946,47 |
| *Walker, John E. | 3 | 1923,24,25 |
| *Walker, Norman | 4 | 1897,98,99 ^c ,00 ^c |
| *Walker, R.H. | 2 | 1909,10 |
| Walker, Roy | 2 | 2005,06 |
| *Wall, J.E. | 1 | 1926 |
| *Wall, Pete | 2 | 1953,55 |
| Wallace, Nelson | 4 | 1973,74,75,76 |
| Walls, Henry | 3 | 1983,84,85 |
| Walters, Henry | 2 | 1970,71 |
| Walters, Joey | 3 | 1974,75,76 ^{cc} |
| Ward, Billy | 3 | 1962,63,64 |
| Ward, Damond | 3 | 1995,96,97 |
| Ward, Jimmy | 3 | 1950,51,52 |
| Ware, Billy | 3 | 1966,67,68 |
| *Warr, Elza | 2 | 1926,27 |
| *Warren, George | 2 | 1906,07 |
| Washburn, Brady | 2 | 1999,00 |
| Washington, Donnell | 3 | 2001,02,03 |
| Washington, Jay | 2 | 1972,73 |
| Waters, Anthony | 4 | 2003,04,05,06 ^{cc} |
| Waters, Charlie | 3 | 1967,68,69 |
| Watkins, Nick | 3 | 2004,05,06 |
| Watkins, T.J. | 4 | 1998,99,00,01 |
| Watson, Ben | 2 | 1969,70 |
| *Watson, Charles | 2 | 1933,34 |
| Watson, John | 1 | 1985 |



Lettermen

| | | | | | | | | | | | |
|----------------------|---|--------------------------|-------------------------|----------|-----------------------------|------------------------|---|--------------------------|---------------------|---|-----------------------------|
| Watson, Matt | 1 | 2002 | *White, J.D. | 1 | 1896 | *Williams, Tommie | 1 | 1904 | Woolford, Donnell | 4 | 1985,86,87,88 ^{cc} |
| Watson, Ronald | 4 | 1981,82,83,84 | White, Paul | 1 | 2000 | Williams, Tommy | 2 | 1953,54 | *Wray, A.F. (Bull) | 2 | 1921,22 |
| Watson, Speedy | 2 | 1994,95 | White, Raymond | 4 | 1994,95,96,97 ^{cc} | Williams, Toney | 3 | 1976,77,78 | Wray, Jack | 2 | 1924,25 |
| Watts, Justin | 5 | 1996,97,98,99,00 | White, Tore | 2 | 2000,01 | Williams, Undre | 2 | 1994,95 | Wright, Charlie | 3 | 1940,41,42 ^c |
| Watts, Waldo | 2 | 1969,70 | *White, W.P. | 2 | 1908,09 | Williamson, Bobby | 4 | 2002,03,04,05 | Wright, Tom | 2 | 1940,41 |
| Weaver, Billy | 2 | 1962,63 | Whitehurst, Charlie | 4 | 2002,03,04,05 ^{cc} | Williamson, Jimmy | 3 | 1972,74,75 ^{cc} | Wrightenberry, Earl | 3 | 1950,51,52 |
| *Webb, Clare (Tanny) | 4 | 1911,12,13,14 | Whitley, Curtis | 3 | 1988,90,91 | *Willimon, Gene | 2 | 1932,33 | Wurst, Jim | 3 | 1980,81,82 |
| Webb, Gary | 3 | 1976,77,78 | Whitmire, Jim | 4 | 1943,46,47,48 | Wills, Albert | 1 | 1950 | Wyatt, Antwuan | 3 | 1993,94,95 |
| *Webb, H.B. | 1 | 1922 | Whitten, Red | 3 | 1952,53,54 | *Willis, Don | 3 | 1936,37,38 | Wyatt, Charlie | 2 | 1952,53 |
| Webb, Hugh | 1 | 1940 | *Wiehl, E.M. | 1 | 1916 | *Wilson, C.C. (Red) | 4 | 1921,22,23,24 | Wyatt, Rick | 4 | 1976,77,78,79 |
| Webb, Jack | 2 | 1957,58 | Wiggins, Don | 2 | 1969,70 | Wilson, Jim | 1 | 1959 | *Wyndham, Wyndie | 3 | 1948,49,50 |
| *Webb, Mike | 1 | 1904 | Wiggs, Milton | 1 | 1945 | Wilson, Mac | 3 | 1969,70,71 | Wynn, Stephon | 3 | 1991,93,94 |
| Webb, Travers | 4 | 1973,75,76,77 | Wiksell, Chris | 1 | 2004 | Wilson, Mond | 4 | 1994,95,96,97 | Wyse, Fred | 3 | 1935,36,37 |
| Weddington, Rick | 2 | 1976,77 | *Wild, Ormond | 1 | 1953 | Wilson, Pierre | 4 | 1990,91,92,93 | | | |
| Weeks, Jimmy | 3 | 1975,76,77 | *Wiles, Bill | 3 | 1935,36,37 | Wilson, Ralph | 1 | 1944 | | | |
| Weeks, Scott | 1 | 1981 | *Wilhite, F. T. (Rusty) | 1 | 1921 | *Windham, E. E. | 1 | 1907 | | | |
| Welchel, Ken | 2 | 1976,77 | Williams, Anthony | 2 | 2001,02 | Windham, Kermit | 1 | 1936 | | | |
| *Welch, Maxcey | 1 | 1930 | Williams, Bobby | 3 | 1947,48,49 | Wingo, Bill | 4 | 1973,74,75,76 | | | |
| Welch, Nelson | 4 | 1991,92,93,94 | *Williams, Bratton | 2 | 1923,24 | Winslow, Charles | 4 | 1992,93,94,95 | | | |
| Wells, Jeff | 4 | 1980,82,83,84 | Williams, Braxton | 2 | 1982,83 | Wirth, Frank | 3 | 1969,71,72 ^{cc} | | | |
| Wells, Jim | 2 | 1976,77 | Williams, Braxton K. | 4 | 1998,99,00,01 | Wise, Frank | 4 | 1972,73,74,75 | | | |
| Wells, Jimmy | 3 | 1951,52,53 | Williams, Brett | 4 | 1993,94,95,96 | *Withers, George | 3 | 1950,51,52 | | | |
| Wells, Joel | 3 | 1954,55,56 ^{cc} | Williams, Eric | 1 | 1996 | Witherspoon, Derrick | 4 | 1990,91,92,93 | | | |
| Werner, Chuck | 3 | 1966,68,69 | *Williams, Jack | 3 | 1920,21,22 | Witherspoon, Terry | 4 | 1997,98,99,00 | | | |
| Wernitz, Eddie | 3 | 1960,61,62 | Williams, Jerome | 2 | 1986,89 | *Witsell, F.L. (Fish) | 3 | 1915,16,17 ^c | | | |
| *Werts, Rufus | 2 | 1931,32 | Williams, Keith | 3 | 1983,84,85 | Wofford, Brian | 4 | 1996,97,98,99 | | | |
| Wertz, J.B. | 2 | 1922,23 | Williams, Kwam | 2 | 2005,06 | Wood, Benji | 1 | 1994 | | | |
| Wessinger, Ron | 1 | 1989 | *Williams, M.H. | 2 | 1917,19 | Woodruff, Foggy | 3 | 1928,29,30 | | | |
| West, Calvin | 3 | 1959,60,61 ^{cc} | *Williams, Pat | 4 | 1985,86,87,88 | *Woods, Charlie | 3 | 1936,37,38 ^c | | | |
| West, Fernandez | 2 | 1988,89 | Williams, Paul | 1 | 1978 | *Woods, Fotsie | 2 | 1941,45 | | | |
| West, Ron | 1 | 1978 | Williams, Perry | 4 | 1983,84,85,86 | Woods, Joe | 2 | 1995,96 | | | |
| Whingter, Matt | 1 | 2000 | Williams, Perry | 4 | 1983,84,85,86 | *Woods, Smith | 1 | 1903 | | | |
| Whipple, Rod | 1 | 2002 | Williams, Ray | 4 | 1983,84,85,86 | *Woodward, Henry | 3 | 1932,33,34 ^c | | | |
| White, Clyde | 3 | 1952,53,54 ^{cc} | Williams, Rodney | 4 | 1985,86,87,88 ^{cc} | Woodward, Morgan | 3 | 1999,00,01 | | | |
| White, Harvey | 3 | 1957,58,59 ^{cc} | Williams, Ronald | 3 | 1990,91,92 | *Woodward, H.M. (Jake) | 3 | 1900,09,10 | | | |
| | | | Williams, Scott | 4 | 1981,82,83,84 | | | | | | |

Y

| | | |
|-------------------|---|--------------------------|
| *Yarborough, Mule | 2 | 1929,30 |
| Yarbrough, Al | 3 | 1933,34,35 |
| Yauger, Ray | 3 | 1968,69,70 ^{cc} |
| Yeomans, Ken | 1 | 1980 |
| Young, Eric | 3 | 1977,78,79 |
| Young, Kyle | 4 | 1998,99,00,01 |
| Young, Will | 3 | 1993,94,95 |
| Youngblood, Kevin | 3 | 2000,02,03 |
| Yow, Ken | 1 | 1983 |

Z

| | | |
|-----------------|---|------------|
| Zachery, Travis | 3 | 1998,99,00 |
| Zager, Emil | 1 | 1958 |
| Zanders, Sam | 2 | 1996,97 |
| *Zeigler, F.M. | 3 | 1920,21,22 |
| Zeiler, David | 1 | 1994 |

* - deceased; ^c - captain; ^{cc} - alternate captain; ^{cc} - co-captain; Note: **Bold** denotes returning letterman.

Fourth Quarter Wins

| Year | Opponent | Site | Score | Decisive Play | Time Left | Year | Opponent | Site | Score | Decisive Play | Time Left |
|------|----------------|------|-------|---|-----------|------|----------------|------|-------|--|-----------|
| 1948 | Wake Forest | A | 21-14 | Fred Cone 1 run | 11:56 | 1980 | Virginia | A | 27-24 | Obed Ariri 52 FG | 0:06 |
| | Auburn | A | 7-6 | Ray Mathews 1 run | 6:35 | 1982 | Boston College | H | 17-17 | Donald Igwebuike 43 FG | 5:40 |
| | South Carolina | A | 13-7 | Oscar Thompson recovers blocked punt | 4:15 | 1983 | Wake Forest | H | 24-17 | Stacey Driver 2 run | 4:13 |
| 1949 | Auburn | N | 20-20 | | | 1985 | Virginia Tech | A | 20-17 | David Treadwell 36 FG | 0:00 |
| 1950 | South Carolina | A | 14-14 | Fred Cone TD | | | Virginia | H | 27-24 | Kenny Flowers 12 run | 13:45 |
| | Miami (FL) | A | 15-14 | Sterling Smith tackles Frank Smith for a safety | 6:00 | 1986 | Georgia | A | 31-28 | David Treadwell 46 FG | 0:00 |
| 1954 | Florida | A | 14-7 | Don King 1 run | 14:54 | | Maryland | A | 17-17 | David Treadwell 21 FG | 0:10 |
| 1955 | Virginia Tech | A | 21-16 | Charlie Bussey-Joel Wells 60 pass | 4:06 | | South Carolina | H | 21-21 | David Treadwell 31 FG | 2:50 |
| | Wake Forest | A | 19-13 | Billy O'Dell 1 run | 2:20 | 1987 | Georgia | H | 21-20 | David Treadwell 21 FG | 0:02 |
| 1956 | N.C. State | A | 13-7 | Charlie Horne 10 run | 5:26 | | Duke | H | 17-10 | Tracy Johnson 4 run | 6:46 |
| | Florida | A | 20-20 | Bob Spooner 1 run | 0:32 | | North Carolina | A | 13-10 | David Treadwell 30 FG | 0:32 |
| 1957 | Wake Forest | H | 13-6 | Harvey White-Doug Cline 22 pass | 1:36 | 1988 | Virginia | A | 10-7 | Rodney Williams-Chip Davis 14 pass | 1:52 |
| 1958 | Vanderbilt | A | 12-7 | Harvey White 3 run | 0:03 | | Oklahoma | N | 13-6 | Terry Allen 4 run | 10:28 |
| | N.C. State | A | 13-6 | George Usry 1 run | 12:16 | 1990 | Maryland | A | 18-17 | DeChane Cameron-Rudy Harris 11 pass | 7:59 |
| | Virginia | H | 20-15 | Lowndes Shingler 1 run | 14:00 | | N.C. State | A | 24-17 | Howard Hall 1 run | 3:12 |
| | North Carolina | H | 26-21 | Doug Cline 2 run | 2:52 | 1991 | Georgia Tech | H | 9-7 | Ronald Williams 2 run | 2:06 |
| 1959 | Wake Forest | H | 33-31 | George Usry 1 run | 4:24 | | Virginia | H | 20-20 | Nelson Welch 40 FG | 0:46 |
| 1960 | Virginia Tech | H | 13-7 | Lowndes Shingler 4 run | 4:08 | 1992 | Virginia | A | 29-28 | Nelson Welch 32 FG | 0:55 |
| 1962 | N.C. State | A | 7-0 | Pat Crain 1 run | 4:43 | 1993 | South Carolina | A | 16-13 | Nelson Welch 31 FG | 11:53 |
| | Maryland | A | 17-14 | Rodney Rogers 23 FG | 1:31 | | Kentucky | N | 14-13 | Patrick Sapp-Terry Smith 21 pass | 0:20 |
| | South Carolina | H | 20-17 | Rodney Rogers 24 FG | 1:24 | 1996 | Georgia Tech | H | 28-25 | Nealon Greene 1 run | 4:10 |
| 1963 | North Carolina | A | 11-7 | Jim Parker 1 run | 7:54 | 1997 | N.C. State | A | 19-17 | Matt Padgett 20 FG | 0:19 |
| 1965 | Virginia | A | 20-14 | Thomas Ray-Wayne Bell 16 pass | 2:06 | | Duke | H | 29-20 | Rahim Abdullah 63 interception return | OT |
| 1966 | Duke | H | 9-6 | Jimmy Addison-Phil Rogers 25 pass | 2:32 | 2000 | South Carolina | H | 16-14 | Aaron Hunt 25 FG | 0:03 |
| | Wake Forest | A | 23-21 | Wilson Childers, James Tompkins tackle for safety | 0:25 | 2001 | Georgia Tech | A | 47-44 | Woodrow Dantzler 6 run | OT |
| | Virginia | H | 40-35 | Addison 75 pass to Jacky Jackson | 3:49 | 2002 | Duke | A | 34-31 | Aaron Hunt 21 FG | 0:08 |
| 1967 | Duke | A | 13-7 | Buddy Gore 9 run | | | South Carolina | H | 27-20 | Bernard Rambert 2 run | 9:38 |
| 1968 | N.C. State | A | 24-19 | Ray Yauger 7 run | 0:53 | 2003 | Virginia | H | 30-27 | Charlie Whitehurst-Kevin Youngblood 4 pass | OT |
| 1971 | Wake Forest | H | 10-9 | Eddie Seigler 29 FG | 0:37 | 2004 | Wake Forest | H | 37-30 | Charlie Whitehurst-Kyle Browning 11 pass | OT |
| 1973 | Virginia | H | 32-27 | Ken Pengitore-Jim Lanzendoen 28 pass | 6:44 | | Maryland | H | 10-7 | Reggie Merriweather 2 run | 0:23 |
| 1974 | Georgia Tech | H | 21-17 | Mike O'Cain-Bennie Cunningham 3 pass | 8:26 | | Miami (FL) | A | 24-17 | Reggie Merriweather 2 run | OT |
| | Georgia | H | 28-24 | Mike O'Cain 1 run | 8:44 | 2005 | Texas A&M | H | 25-24 | Jad Dean 42 FG | 0:02 |
| 1975 | Wake Forest | H | 16-14 | Willie Jordan 34 FG | 0:05 | | Maryland | A | 28-24 | Reggie Merriweather 38 run | 2:58 |
| 1976 | The Citadel | H | 10-7 | Ciro Piccirillo 23 FG | 0:54 | | South Carolina | A | 13-9 | James Davis 2 run | 5:58 |
| | Florida State | A | 15-12 | Steve Fuller 1 run | 6:36 | 2006 | Florida State | A | 27-20 | James Davis 1 run | 0:08 |
| 1977 | N.C. State | H | 7-3 | Steve Fuller-Jerry Butler 19 pass | 12:46 | | | | | | |
| | South Carolina | A | 31-27 | Steve Fuller-Jerry Butler 20 pass | 0:49 | | | | | | |
| 1978 | North Carolina | H | 13-9 | Lester Brown 1 run | 9:48 | | | | | | |

Note: Above is a list of games since 1948 in which Clemson scored the last points of the game in the fourth quarter or overtime to erase a deficit or tie, and win or tie a game.

Award Winners



National Football Foundation Hall of Fame

These men have received the highest honor the game of football accords in their selection to the Hall of Fame, which is located in South Bend, IN.

Coach

Jess Neely, Coach 1931-39 (Inducted 1971)
John Heisman, Coach 1900-03 (Inducted 1954)
Frank Howard, Coach 1940-69 (Inducted 1989)

Player

Banks McFadden, back 1937-39 (Inducted 1959)
Terry Kinard, safety 1978-82 (Inducted 2001)
Jeff Davis, safety 1978-81 (Inducted 2007)

Citizens Savings Athletic Foundation Hall of Fame

Clemson representatives have received recognition from the Citizen Savings Foundation (formerly the Helms Athletic Foundation) which is located in Los Angeles, CA.

Athletic Director - Frank Howard, 1941-71 (Elected 1979)

Coach - Frank Howard, 1940-69 (Elected 1973)

Player - Banks McFadden, Back 1937-38-39 (Elected 1969)

SID - Bob Bradley, 1954-89 (Elected 1972);

Joe Sherman, 1934-47 (Elected 1980)

Athletic Trainer - Fred Hoover, 1958-98 (Elected 1982)

South Carolina Athletic Hall of Fame

1972 - Frank Howard, Banks McFadden
1973 - Fred Cone
1974 - Joel Wells
1976 - Bob Jones
1977 - Bill Mathis
1978 - Bobby Gage
1979 - Bill A. Hudson, Bob Hudson, Bob Sharpe
1980 - Charlie Waters
1982 - Danny Ford
1986 - Dwight Clark
1987 - Tom Barton
1990 - Harry Olszewski
1991 - Steve Fuller
1993 - Mac Folger, Bennie Cunningham, Bob Jones
1995 - Jim Stuckey
1997 - Jerry Butler
1999 - Jeff Bostic
2000 - Buddy Gore
2001 - Bob Bradley, Jeff Davis
2002 - Terry Kinard
2003 - Perry Tuttle
2004 - Jeff Bryant, Dreher Gaskin
2005 - Gary Barnes, Michael Dean Perry, William Perry
2007 - Bill Spiers

Deceased Members: Joe Blalock, B.C. Inabinet, Jess Neely, Rock Norman, John Heisman

Retired Numbers

#4 Steve Fuller
#66 Banks McFadden

Clemson Ring of Honor (Retired Jerseys)

| Player | At Clemson | Inducted |
|----------------------|------------|----------|
| Banks McFadden (#66) | 1937-69 | 1994 |
| Frank Howard | 1931-69 | 1994 |
| Steve Fuller (#4) | 1975-78 | 1994 |
| Jeff Davis (#45) | 1978-81 | 1995 |
| Fred Cone (#31) | 1948-50 | 1997 |
| Jerry Butler (#15) | 1975-78 | 1999 |
| Terry Kinard (#43) | 1978-82 | 2001 |
| Bob Bradley (SID) | 1955-89 | 2005 |
| 1981 Team | 1981 | 2006 |

Nation's Most Versatile Athlete

Banks McFadden, Football, Basketball, Track, 1939-40

Silver Anniversary All-American

Selected by **Sports Illustrated** honoring successful men who played college football in 1932.

Buck Priester, Halfback, Class of 1932 (selected in 1957)

Swede Nelson Sportsmanship Award

Selected by the Boston Touchdown Club and awarded to the player who most exemplifies sportsmanship in college athletics for the United States.

1953 - Don King, B

McFadden Award

Presented to top college football player in South Carolina by the Greenville Touchdown Club.

1993 - Terry Smith, WR
1996 - Anthony Simmons, LB
1997 - Anthony Simmons, LB
1999 - Keith Adams, LB
2001 - Woodrow Dantzler, QB
2003 - Charlie Whitehurst, QB
2006 - Gaines Adams, DE

Shingler/Dr. R.C. Edwards Sportsmanship Award (Athletic Department-Wide Award)

1979 - Charlie Bauman, MG
1981 - Jack Cain, DB
1982 - Jerry Gaillard, WR
1983 - Mike Eppley, QB
1985 - Mike Eppley, QB
1986 - Andy Newell, P
1987 - Bill Spiers, P
1988 - David Treadwell, PK
1989 - Rodney Williams, QB
1990 - Wesley McFadden, RB
1991 - Chris Gardocki, PK
1995 - Warren Forney, DT
2000 - Brandon Streeter, QB
2002 - Chad Carson, LB
2006 - Charlie Whitehurst, QB

Weaver-James Corrigan Post-Graduate Scholarship

Given by the ACC to a deserving scholar-athlete in memory of ACC Commissioners.

1972 - Ben Anderson
1978 - Steve Fuller
1995 - Ed Glenn
1996 - Andy McCrorey
2002 - Chad Carson, Kyle Young
2003 - Jackie Robinson
2004 - Tony Elliott
2007 - Thomas Hunter

Bob James Scholarship

Presented by the ACC to Clemson male athlete in any sport who has been an outstanding student-athlete.

1984 - Mike Eppley, QB
1985 - John Watson, OT
1987 - David Treadwell, PK
1992 - Bruce Bratton, OT

Jim Tatum Award

Presented to the top scholar among ACC football players.

1994 - Ed Glenn, TE
2001 - Kyle Young, C

Brian Piccolo Award

Presented by the Atlantic Coast Conference to the year's most courageous football player in memory of the late Wake Forest and Chicago Bear halfback.

1978 - Rex Varn, DB
1980 - Jack Cain, DB
1986 - Ray Williams, WR
1995 - Warren Forney, DT

ACC Player-of-the-Year

Presented annually by the Atlantic Coast Sports Writers Association to the outstanding player in the conference for that season.

1967 - Buddy Gore, TB
1977 - Steve Fuller, QB
1978 - Steve Fuller, QB
1981 - Jeff Davis, LB
1984 - William Perry, MG
1987 - Michael Dean Perry, DT

ACC Defensive Player-of-the-Year

1999 - Keith Adams, LB
2004 - Leroy Hill, LB
2006 - Gaines Adams, DE

ACC Rookie-of-the-Year

Presented by the Atlantic Coast Sportswriters Association to the outstanding first-year player in the conference that season.

1979 - Chuck McSwain, TB
1987 - Terry Allen, TB
1990 - Ronald Williams, TB
1995 - Anthony Simmons, LB
2005 - James Davis, RB

ACC Coach-of-the-Year

Presented annually by the Atlantic Coast Sports Writers Association to the outstanding coach in the conference for that season.

1958 - Frank Howard
1966 - Frank Howard
1974 - Red Parker
1977 - Charley Pell
1978 - Charley Pell
1981 - Danny Ford
1983 - Danny Ford (UPI)
1999 - Tommy Bowden
2003 - Tommy Bowden

USA Today All-Decade Team

Presented by **USA Today** to the top-22 college players of the decade.

1980's - Terry Kinard, FS

Sports Illustrated's All-Century Team

Terry Kinard, S

Atlanta Touchdown Club Award

Given annually to the top back and lineman in the South by the members of the Atlanta Touchdown Club.

1977 - Steve Fuller, Back
1979 - Jim Stuckey, Tackle
1981 - Jeff Davis, Linebacker
1990 - Stacy Long, Offensive Tackle
1991 - Jeb Flesch, Offensive Guard

Jacobs Blocking Trophy (ACC)

Presented annually by Hugh & William Jacobs of Clinton, SC in memory of their late father, Dr. William P. Jacobs, to the outstanding blocker in the ACC, based on a vote by ACC assistant coaches.

1959 - Doug Cline, FB
1966 - Wayne Mass, T
1967 - Harry Olszewski, G
1977 - Joe Bostic, G
1983 - James Farr, G
1987 - John Phillips, OG

Jacobs Blocking Trophy (State)

Presented annually by Hugh and William Jacobs of Clinton, SC, in memory of their late father, Dr. William P. Jacobs, to the outstanding blocker in the state of South Carolina, based on a vote of assistant coaches.

1928 - O.D. Padgett, BB
1930 - Grady Salley, WB

1937 - Don Willis, FB
1938 - Don Willis, FB
1942 - Marion Craig, BB
1944 - Alton Cumbie, BB
1945 - Alton Cumbie, BB
1948 - Robert Martin, BB
1950 - Dick Hendley, BB
1955 - Dick Marazza, T
1957 - Bill Thomas, C
1959 - Doug Cline, FB
1966 - Wayne Mass, T
1967 - Harry Olszewski, G
1968 - Joe Lhotsky, T
1970 - Dave Thompson, G
1973 - Ken Peeples, T
1974 - Ken Peeples, G
1977 - Joe Bostic, G
1978 - Joe Bostic, G
1982 - Bob Mayberry, T
1983 - James Farr, OG
1986 - John Phillips, OG
1987 - John Phillips, OG
1990 - Stacy Long, OT
1991 - Jeb Flesch, OG
1992 - Stacy Seegars, OG

IPTAY Athlete-of-the-Year

Presented by Mr. & Mrs. Eugene P. Willimon to Clemson's most outstanding athlete each year based on athletic accomplishments with consideration given to character, leadership, and academics.

1978-79 Steve Fuller, Football
1979-80 Noel Loban, Wrestling
1980-81 Hans Koeleman, Men's Track
1981-82 Barbara Kennedy, Women's Basketball
1982-83 Terry Kinard, Football
1983-84 Mike Eppley, Football & Men's Basketball
1984-85 Vincent Hamilton, Men's Basketball
1985-86 Chuck Baldwin, Baseball
1986-87 Horace Grant, Men's Basketball
1987-88 Mitzi Kremer, Women's Swimming
1988-89 Brian Barnes, Baseball
1989-90 Lisa Dillard, Women's Track
1990-91 Dale Davis, Men's Basketball
1991-92 James Trapp, Men's Track
1992-93 Michael Green, Men's Track
1993-94 Sam Henson, Wrestling
1994-95 Duane Ross, Men's Track
1995-96 Kris Benson, Baseball
1996-97 Charles Warren, Golf
1997-98 Anthony Simmons, Football
1998-99 Jonathan Byrd, Golf
1999-00 Jonathan Byrd, Golf
2000-01 Rod Gardner, Football
2001-02 Khalil Greene, Baseball
D.J. Trahan, Golf
2002-03 D.J. Trahan, Golf
2003-04 Gisele Oliveira, Women's Track
2004-05 Julie Coin, Women's Tennis
2005-06 Tyler Colvin, Baseball
Tye Hill, Football

CBS Defensive Player-of-the-Year

National Award given by CBS Sports and Chevrolet to the nation's outstanding defensive player.

1982 - Terry Kinard, DB

Frank Howard Award

For achievement bringing honor to Clemson.

1970 - Charlie Waters, Football
1971 - Jim Sursavage, Football
1972 - John McMakin, Football
1973 - Ben Anderson, Football
1974 - Henry Abadi, Men's Soccer
1975 - Bennie Cunningham, Football
1976 - Denny Walling, Baseball
1977 - Tree Rollins, Men's Basketball



Award Winners

1978 - Steve Fuller, Football
 1979 - Steve Fuller, Football
 Jerry Butler, Football
 1980 - Noel Loban, Wrestling
 1981 - Obed Ariri, Football
 1982 - National Championship Football Team
 1983 - Terry Kinard, Football
 1984 - Mike Eppley, Football & Men's Basketball
 1985 - Vincent Hamilton, Men's Basketball
 1986 - Tina Krebs, Women's Track & Cross Country
 1987 - Horace Grant, Men's Basketball
 1988 - Pam Hayden, Women's Swimming
 1989 - Mitzi Kremer, Women's Swimming
 Kevin Johnson, Golf
 1990 - Chris Patton, Golf
 1991 - Lisa Dillard, Women's Track
 1992 - Michael Green, Men's Track
 1993 - Kim Graham, Women's Track
 1994 - Sam Henson, Wrestling
 1995 - Shane Monahan, Baseball
 1996 - Kris Benson, Baseball
 1997 - Mitch Sprengelmeyer, Men's Tennis
 1998 - Shawn Crawford, Men's Track
 1999 - Wojtek Krakowiak, Men's Soccer
 2000 - Shawn Crawford, Men's Track
 2001 - Cydonie Mothersill, Women's Track
 2002 - Jamine Moton, Women's Track
 2003 - National Championship Golf Team
 2004 - Julie Coin, Women's Tennis
 2005 - Gisele Oliveira, Women's Track
 2006 - Kim Routh, Women's Swimming

Silver Anniversary ACC Team

Selected by the ACC Sports Writers Association honoring the players who participated in the conference during the first 25 years. Harry Olszewski, OG, 1965-67 (selected in 1977)

ACC 50-Year Anniversary Team

Joe Bostic, OT
 Jerry Butler, WR
 Bennie Cunningham, TE
 Jeff Davis, LB
 Steve Fuller, QB
 Terry Kinard, FS
 Michael Dean Perry, DT
 William Perry, MG
 Anthony Simmons, LB

Teague Award

Given annually, and selected by the sports-writers in North Carolina and South Carolina to the Amateur Athlete-of-the-Year in the two states.

1940 - Banks McFadden
 1950 - Fred Cone

The McKelvin Award

Given annually to the Athlete-of-the-Year in the Southern Conference and/or ACC.

1947-48 Frank Gillespie (Football, Basketball, Baseball)
 1995-96 Kris Benson (Baseball)

Earl H. Blaik Fellowship

A scholarship given annually, sponsored by the NCAA, to a deserving scholar-athlete in the memory of the legendary Army coach, Earl Blaik
 1964 - Jimmy Bell, QB

Keith Jackson Award of Excellence

Presented by ESPN and Cingular Wireless
 2006 - Ray Ray McElrathbey, CB

FedEx Orange Bowl/Football Writers Association Courage Award

2006 - Ray Ray McElrathbey, CB

ABC News Person-of-the-Week

2006 - Ray Ray McElrathbey, CB

Algernon Sydney Sullivan

Presented to the Clemson student, chosen in recognition of excellence in maintaining high ideals of living, spiritual qualities, and generous and disinterested service to others.

1956 - Joe Bowen, E
 1970 - Jim Sursavage, LB
 1994 - Warren Forney, DT
 2002 - Chad Carson, LB

NCAA Top-Five Award

Given by the NCAA to the nation's top five outstanding senior student-athletes of the preceding calendar year.

1979 - Steve Fuller, Football

AFCA Goodworks Team

Presented to 22 college players from across the country who are standouts on the field and community service.

1999 - Robert Carswell, FS
 2000 - Nick Eason, DT

NCAA Post-Graduate Scholarship

Given to a deserving scholar-athlete who is entering post-graduate work in conjunction with NCAA scholarship fund.

1964 - Jimmy Bell, Football
 1968 - Jimmy Addison, Football
 1972 - Ben Anderson, Football
 1979 - Steve Fuller, Football
 1985 - John Watson, Football
 1987 - Matt Frooman, Men's Tennis

1999 - Tom Wideman, Men's Basketball
 2001 - Kyle Young, Football

National Football Foundation & HOF Scholar-Athlete Award

Given in recognition of excellence in football and academics, this award carries a stipend for post-graduate work.

1964 - Jimmy Bell, QB
 1968 - Jimmy Addison, QB
 1972 - Ben Anderson, DB
 1978 - Steve Fuller, QB
 2001 - Kyle Young, C

Bowl Game MVPs

| | |
|--------------------|------------------------|
| 1939 Cotton | Banks McFadden, B |
| 1948 Gator | Bobby Gage, QB |
| 1950 Orange | none chosen |
| 1951 Gator | none chosen |
| 1956 Orange | none chosen |
| 1958 Sugar | none chosen |
| 1959 Bluebonnet | Lowndes Shingler, QB |
| 1977 Gator | Jerry Butler, WR |
| 1978 Gator | Steve Fuller, QB |
| 1979 Peach | none chosen |
| 1981 Orange | Homer Jordan, QB |
| | Jeff Davis, LB |
| 1985 Independence | Kenny Flowers, FB |
| 1986 Gator | Rodney Williams, QB |
| 1987 Citrus | Rodney Williams, QB |
| | Dorian Mariable, LB |
| 1988 Citrus | Terry Allen, TB |
| | Jesse Hatcher, OLB |
| 1989 Gator | Levon Kirkland, OLB |
| 1990 Hall of Fame | DeChane Cameron, QB |
| 1991 Citrus | DeChane Cameron, QB |
| | Chester McGlockton, DT |
| 1993 Peach | Brentson Buckner, DT |
| | Emory Smith, FB |
| 1995 Gator | Peter Ford, CB |
| 1996 Peach | Raymond Priester, TB |
| | Trevor Pryce, DT |
| 1997 Peach | Rahim Abdullah, OLB |
| 1999 Peach | Keith Adams, LB |
| 2000 Gator | Rod Gardner, WR |
| 2001 Humanitarian | Woodrow Dantzler, QB |
| 2002 Tangerine | John Leake, LB |
| | Kevin Youngblood, WR |
| 2003 Peach | Leroy Hill, LB |
| | Chad Jasmin, RB |
| 2005 Champs Sports | James Davis, RB |

Note: Year is season, not necessarily game date.

All-Bowl Team

| | |
|-------------------|----------------------|
| 1940 Cotton | Banks McFadden, QB |
| | Bob Sharpe, C |
| 1978 Gator | Joe Bostic, OG |
| 1979 Peach | Jim Stuckey, DT |
| 1981 Orange | Jeff Davis, LB |
| 1987 Citrus | John Phillips, OG |
| 1988 Citrus | Jesse Hatcher, OLB |
| 1989 Gator | Levon Kirkland, OLB |
| 1990 Hall of Fame | Eric Harmon, OG |
| | Chris Gardocki, PK |
| 1993 Peach | Brentson Buckner, DT |
| 1999 Peach | Keith Adams, LB |
| 2001 Humanitarian | Kyle Young, C |
| 2003 Peach | Chad Jasmin, RB |
| | Justin Miller, CB |

National Award Finalists

| Year | Player | Award | Final |
|------|--------------------|---------------|-------|
| 1982 | Terry Kinard | CBS Defensive | 1 |
| 1983 | William Perry | Outland | 10 |
| 1984 | William Perry | Lombardi | 4 |
| 1987 | Michael Dean Perry | Outland | 3 |
| 1990 | Stacy Long | Outland | 3 |
| | Levon Kirkland | Butkus | 5 |
| 1991 | Ed McDaniel | Butkus | 4 |

| | | | |
|------|------------------|-------------------------|----|
| 1997 | Tony Horne | Biletnikoff | 10 |
| | Anthony Simmons | Butkus | 10 |
| 1998 | Antwan Edwards | Thorpe | 10 |
| 1999 | Keith Adams | Football News Defensive | 15 |
| 2000 | Keith Adams | Bednarik | 3 |
| | | Butkus | 3 |
| | | Football News Defensive | 5 |
| | Kyle Young | Rimington | 3 |
| | Chad Speck | Tatupu | 5 |
| | Woodrow Dantzler | O'Brien | 8 |
| | Rod Gardner | Biletnikoff | 10 |
| | Robert Carswell | Thorpe | 12 |
| 2001 | Kyle Young | Rimington | 5 |
| | Woodrow Dantzler | O'Brien | 12 |
| 2002 | Aaron Hunt | Groza | 20 |
| 2004 | Justin Miller | Thorpe | 12 |
| 2005 | Jad Dean | Groza | 3 |
| | Tye Hill | Thorpe | 3 |
| 2006 | Gaines Adams | Nagurski | 5 |
| | | Hendricks | 6 |
| | | Lombardi | 12 |
| | | Bednarik | 16 |
| | James Davis | Walker | 10 |

Parade High School All-Americans

| Year | Player, Pos. | Hometown |
|------|------------------------|--------------------|
| 1979 | Damon McCurdy, LB | Atlanta, GA |
| 1980 | Ricky Gray, TE | Mount Rainer, MD |
| 1981 | William Perry, MG | Aiken, SC |
| 1983 | Bo Holloman, DB | Myrtle Beach, SC |
| 1984 | Raymond Chavous, DL | Aiken, SC |
| | Richard McCullough, DL | Loris, SC |
| | Rodney Williams, QB | Columbia, SC |
| 1986 | Vince Robinson, QB | Jacksonville, FL |
| 1987 | Kelvin Hankins, OT | Camden, NJ |
| | John Johnson, LB | LaGrange, GA |
| 1988 | Michael Carr, QB | Amite, LA |
| | Chris Gardocki, PK/P | Stone Mountain, GA |
| | Howard Hall, FB | Gastonia, NC |
| | Chester McGlockton, DL | Whiteville, NC |
| | Tyron Mouzon, DB | Clearwater, FL |
| 1989 | Rudy Harris, RB | Brockton, MA |
| | Pierre Wilson, DL | Jackson, MS |
| 1997 | Robert Carswell, DB | Stone Mountain, GA |
| 2001 | Roscoe Crosby, WR | Union, SC |
| 2006 | Jamie Cumbie, DL | Morris, IL |
| | Richard Jackson, PK | Greer, SC |
| | C.J. Spiller, RB | Lake Butler, FL |
| 2007 | Willy Korn, QB | Lyman, SC |

Note: Since 1979.

USA Today High School All-Americans


| Year | Player, Pos. | Hometown |
|------|-------------------------|--------------------|
| 1987 | Kelvin Hankins, OT | Camden, NJ |
| | John Johnson, LB | LaGrange, GA |
| | Andrew Walker, LB* | Norwalk, CT |
| 1988 | Chris Gardocki, PK | Stone Mountain, GA |
| | Chester McGlockton, DL* | Whiteville, NC |
| | Tyron Mouzon, DB* | Clearwater, FL |
| 1989 | Rudy Harris, RB | Brockton, MA |
| | Eric Geter, DB* | Newnan, GA |
| | Robert O'Neal, DB* | Clarkston, GA |
| 2001 | Roscoe Crosby, WR | Union, SC |
| 2002 | Jeff Francouer, DB* | Lilburn, GA |
| 2006 | Ricky Sapp, DL | Bamberg, SC |
| | C.J. Spiller, RB | Lake Butler, FL |
| | Jamie Cumbie, DL* | Morris, IL |
| 2007 | Marcus Gilchrist, CB* | High Point, NC |

* - second-team pick; Note: Since 1982.

National Player-of-the-Week

| Year | Player | Opponent | Outlet |
|------|------------------|----------------|--------|
| 1951 | Glenn Smith | Auburn | AP |
| 1958 | Harvey White | Vanderbilt | AP |
| 1974 | Ken Callicutt | North Carolina | UPI |
| | Willie Anderson | South Carolina | SI |
| 1978 | Bubba Brown | N.C. State | SI |
| 1980 | Willie Underwood | South Carolina | SI |
| 1995 | Brian Dawkins | Duke | SI |

Ray Ray McElrathbey received national recognition for his efforts to provide a stable home for his brother Fahmarr during the 2006 season. Ray Ray received the FedEx Orange Bowl/Football Writers Association Courage Award among his other distinctions.





| | | | |
|------|------------------|--------------------------|------------|
| 1999 | Brandon Streeter | Virginia | USA |
| | Keith Adams | Duke | Nagurski |
| 2000 | Woodrow Dantzler | Virginia | CNNI.com |
| 2001 | Woodrow Dantzler | Georgia Tech | USA |
| | | N.C. State | SN, |
| | | CollegeFootballNews.com, | SI.com |
| 2005 | Jad Dean | Texas A&M | USA |
| 2006 | James Davis | Georgia Tech | WC, |
| | | USA, | Rivals.com |

UPI National Freshman-of-the-Year

1995 - Anthony Simmons, LB

R.F. Poole Award

Recognition of best Tiger offensive and defensive players in the Clemson-South Carolina game.

| Year | Offense | Defense |
|------|---------------------|--------------------|
| 1971 | Tommy Kendrick | Larry Hefner |
| 1972 | Heidi Davis | Jim Williamson |
| 1973 | Smiley Sanders | Mike Buckner |
| 1974 | Ken Calicut | Willie Anderson |
| 1975 | Harold Goggins | G.G. Galloway |
| 1976 | Tracy Perry | Rex Varn |
| 1977 | Steve Fuller | Roy Epps |
| 1978 | Lester Brown | Bubba Brown |
| 1979 | Obed Ariri | Jim Stuckey |
| 1980 | Homer Jordan | Willie Underwood |
| 1981 | Chuck McSwain | Bill Smith |
| 1982 | Homer Jordan | Terry Kinard |
| 1983 | Stacy Driver | James Robinson |
| 1984 | Steve Reese | Terence Mack |
| 1985 | Kenny Flowers | Raymond Chavous |
| 1986 | Ricardo Hooper | Donnell Woolford |
| 1987 | Danny Pearman | Donnell Woolford |
| 1988 | Rodney Williams | Jesse Hatcher |
| 1989 | Rodney Fletcher | Levon Kirkland |
| 1990 | Ronald Williams | Chester McGlockton |
| 1991 | DeChane Cameron | Levon Kirkland |
| 1992 | Les Hall | Tim Jones |
| 1993 | Emory Smith | Andre Humphrey |
| 1994 | Lamont Pegues | Mike Barber |
| 1995 | Antwuan Wyatt | Leomont Evans |
| 1996 | Raymond Priestler | Dexter McCleon |
| 1997 | Nealon Greene | Antwan Edwards |
| 1998 | Javis Austin | Howard Bartley |
| 1999 | Woodrow Dantzler | Keith Adams |
| 2000 | Rod Gardner | Chad Carson |
| 2001 | Kyle Young | Khaleed Vaughn |
| 2002 | Charlie Whitehurst | Bryant McNeal |
| 2003 | Chad Jasmin | Maurice Fountain |
| 2004 | Reggie Merriweather | Leroy Hill |
| 2005 | James Davis | Jamaal Fudge |
| 2006 | C.J. Spiller | Jock McKissic |

Brandon Streeter Award

Given to a Clemson student-athlete who overcomes injury to exceed on the field.

| | |
|---------|--------------------------------|
| 1999-00 | Brandon Streeter, Football |
| 2000-01 | Erin Bath, Women's Basketball |
| 2001-02 | Ross Goodacre, Men's Soccer |
| 2002-03 | Kevin Youngblood, Football |
| 2003-04 | Alix Lacelarie, Women's Tennis |
| 2004-05 | Nathan Thompson, Men's Tennis |
| 2005-06 | Charlie Roberts, Men's Soccer |

Francis Award

Presented for Leadership

| | |
|------|-----------------------|
| 1988 | Jeff Bak, C |
| 1989 | Wesley McFadden, FB |
| 1990 | Stacy Fields, TE |
| 1991 | Rob Bodine, MG |
| 1992 | Ashley Sheppard, OLB |
| 1993 | Richard Moncrief, QB |
| 1994 | Tim Jones, LB |
| 1995 | Warren Forney, DT |
| 1996 | Raymond White, DT |
| 1997 | Lamont Hall, TE |
| 1998 | Donald Broomfield, DT |
| 1999 | Brandon Streeter, QB |

| | |
|------|---------------------|
| 2000 | Chad Carson, LB |
| | Kyle Young, C |
| 2001 | Chad Carson, LB |
| 2002 | Jackie Robinson, WR |
| 2003 | Tony Elliott, WR |
| 2004 | Tommy Sharpe, C |
| 2005 | Tye Hill, CB |
| 2006 | Anthony Waters, LB |

Hamilton Bank of America Awards

Most Valuable Player

| | |
|------|-----------------------|
| 1936 | Mac Folger, TB |
| 1937 | Red Pearson, BB |
| 1938 | Charlie Woods, C |
| 1939 | Banks McFadden, B |
| 1948 | Jack Miller, PK |
| 1950 | Fred Cone, FB |
| 1958 | Bill Thomas, C |
| 1959 | Bill Mathis, HB |
| 1961 | Ron Scudato, FB |
| 1962 | Don Chuy, T |
| 1963 | Pat Crain, FB |
| 1964 | Hal Davis, HB |
| 1965 | Thomas Ray, QB |
| 1966 | Jimmy Addison, QB |
| 1967 | Harry Olszewski, OG |
| 1968 | Ray Yaeger, TB |
| 1969 | Ray Yaeger, TB |
| 1970 | Ray Yaeger, TB |
| 1971 | Larry Hefner, LB |
| 1972 | Wade Hughes, TB |
| 1973 | Ken Pengitore, QB |
| 1974 | Mark Fellers, QB |
| 1975 | Craig Brantley, FLK |
| 1976 | Mike O'Cain, QB |
| 1977 | Steve Fuller, QB |
| 1978 | Steve Fuller, QB |
| 1979 | Bubba Brown, LB |
| | Billy Lott, QB |
| 1980 | Obed Ariri, PK |
| 1981 | Homer Jordan, QB |
| 1982 | Terry Kinard, FS |
| | Cliff Austin, TB |
| 1983 | Kevin Mack, FB |
| 1984 | William Perry, MG |
| 1985 | Kenny Flowers, TB |
| 1986 | Terrence Flagler, TB |
| 1987 | Michael Dean Perry, D |
| | John Phillips, OG |

| | |
|------|-----------------------|
| 1988 | Rodney Williams, QB |
| | Donnell Woolford, CB |
| 1989 | Chris Morocco, QB |
| | Levon Kirkland, OLB |
| 1990 | Chris Gardocki, PK |
| | John Johnson, OLB |
| 1991 | DeChane Cameron, QB |
| | Rob Bodine, MG |
| 1992 | Rodney Blunt, TB |
| | Robert O'Neal, FS |
| 1993 | Terry Smith, WR |
| | Brentson Buckner, DT |
| 1994 | Louis Solomon, QB |
| | Tim Jones, LB |
| 1995 | Raymond Priestler, TB |
| | Brian Dawkins, SS |
| 1996 | Anthony Simmons, LB |
| | Raymond Priestler, TB |
| 1997 | Anthony Simmons, LB |
| | Tony Horne, WR |
| 1998 | Chris Jones, LB |
| | Mal Lawyer, WR |
| 1999 | Keith Adams, LB |
| | Rod Gardner, WR |
| 2000 | Nick Eason, DL |
| | Woodrow Dantzler, QB |
| | Rod Gardner, WR |
| 2001 | Chad Carson, LB |
| | Woodrow Dantzler, QB |
| 2002 | Nick Eason, DT |

| | |
|------|------------------------|
| | J.J. McKelvey, WR |
| | Bryant McNeal, DE |
| 2003 | Leroy Hill, LB |
| | Charlie Whitehurst, QB |
| 2004 | Airese Currie, WR |
| | Leroy Hill, LB |
| 2005 | Tye Hill, CB |
| | Charlie Whitehurst, QB |
| 2006 | Gaines Adams, DE |
| | Chansi Stuckey, WR |

Renwick-Flanders Award

Most Improved Player

| | |
|------|----------------------|
| 1973 | Curt Buttermore, OG |
| 1974 | Mark Fellers, QB |
| 1975 | Jimmy Weeks, OT |
| 1976 | Bubba Brown, LB |
| 1977 | Steve Ryan, FS |
| 1978 | Lester Brown, TB |
| 1979 | Jeff Davis, LB |
| 1980 | Lee Nanney, OT |
| 1981 | Brad Fisher, OT |
| 1982 | Brian Butcher, OT |
| 1983 | Bob Paulling, PK |
| 1984 | Reid Ingle, OT |
| 1985 | John Watson, OT |
| 1986 | Tony Stephens, MG |
| 1987 | Tony Stephens, MG |
| 1988 | Mark Drag, MG |
| 1989 | Hank Phillips, C |
| 1990 | Arlington Nunn, SS |
| 1991 | Rodney Blunt, TB |
| 1992 | Warren Forney, DT |
| 1993 | Tim Jones, LB |
| 1994 | Andre Carter, FS |
| 1995 | Patrick Sapp, OLB |
| 1996 | Jamie Trimble, C |
| 1997 | Lorenzo Bromell, DE |
| 1998 | Kyle Young, OG |
| 1999 | Dextra Polite, CB |
| 2000 | Nick Eason, DE |
| 2001 | Derrick Hamilton, WR |
| 2002 | Justin Miller, CB |
| 2003 | Tye Hill, CB |
| 2004 | Tye Hill, CB |
| 2005 | Chansi Stuckey, WR |
| 2006 | Cole Chason, P |

All-Southern Conference

| | |
|------|----------------------|
| 1902 | Hope Sadler, E |
| | John Maxwell, QB |
| 1903 | Vet Sitton, E |
| | O.L. Derrick, G |
| | John Maxwell, QB |
| | Jock Hanvey, FB |
| 1904 | O.L. Derrick, T |
| 1905 | O.L. Derrick, T |
| | Fritz Furtick, HB |
| 1913 | W. A. Schiletter, T |
| 1917 | Mutt Gee, C |
| 1919 | L.M. Lightsey, G |
| | R.C. Potts, G |
| | Stumpy Banks, B |
| 1920 | L.M. Lightsey, G |
| 1922 | L.M. Lightsey, T |
| 1928 | O.K. Pressley, C |
| 1929 | Goat McMillan, TB |
| 1935 | Tom Brown, T |
| | Clarence Inabinet, G |
| 1937 | Charlie Woods, C |
| | Bob Bailey, B |
| 1938 | Gus Goins, E |
| | Don Willis, B |
| 1939 | Joe Blalock, E |
| | George Fritts, T |
| | Banks McFadden, B |
| | Shad Bryant, B |
| 1940 | Joe Blalock, E |
| | George Fritts, T |

| | |
|------|--------------------|
| | Charlie Timmons, B |
| 1941 | Joe Blalock, E |
| | George Fritts, T |
| | Charlie Timmons, B |
| 1942 | Chip Clark, E |
| 1944 | Ralph Jenkins, C |
| 1945 | Ralph Jenkins, C |
| | Bob Turner, T |
| 1948 | Frank Gillespie, G |
| | Bobby Gage, B |
| 1949 | Ray Mathews, B |
| 1950 | Glenn Smith |
| | Fred Cone, B |
| 1951 | Glenn Smith, E |
| | Billy Hair, B |
| 1952 | Billy Hair, B |

All-South

| | |
|------|--------------------|
| 1937 | Charlie Woods, C |
| | Don Willis, B |
| 1938 | Gus Goins, E |
| | Don Willis, B |
| 1939 | George Fritts, T |
| | Bob Sharpe, C |
| 1939 | Banks McFadden, B |
| 1948 | Bobby Gage, B |
| 1950 | Wyndie Wyndham, LB |
| | Bob Patton, T |
| 1952 | Tom Barton, G |

All-South Atlantic

| | |
|------|----------------------|
| 1930 | Red Fordham, C |
| 1934 | Randy Hinson, B |
| 1935 | Clarence Inabinet, G |
| 1935 | Bob Jones, E |
| 1936 | Mac Folger, B |

Academic All-American

| | |
|------|--------------------|
| 1956 | Charlie Bussey, QB |
| 1957 | Harvey White, QB |
| 1959 | Lou Cordileone, OT |
| 1971 | Don Kelley, DB |
| 1971 | Ben Anderson, DB |
| 1977 | Steve Fuller, QB |
| 1978 | Steve Fuller, QB |
| 1984 | Mike Eppley, QB |
| 1991 | Bruce Bratton, OT |
| 1994 | Ed Glenn, TE |
| 1995 | Andy McCrorey, LB |
| 1999 | Kyle Young, C |
| | Chad Carson, LB |
| 2000 | Kyle Young, C |
| | Chad Carson, LB |
| 2001 | Kyle Young, C |
| | Chad Carson, LB |

Academic All-ACC

| | |
|------|---------------------|
| 1954 | Billy O'Dell, B |
| 1955 | Charlie Bussey, B |
| 1956 | Charlie Bussey, B |
| 1957 | Charlie Horne, B |
| | Harvey White, B |
| 1958 | Doug Cline, B |
| | Jim Padgett, T |
| | Harvey White, B |
| 1959 | Lou Cordileone, T |
| 1960 | Lowndes Shingler, B |
| 1961 | Tommy King, E |
| 1962 | Oscar Thorsland, E |
| 1963 | Jim Parker, QB |
| | Tracy Childers, G |
| 1964 | Jimmy Bell, QB |
| | Richard Cooper, G |
| 1965 | Frank Pearce, K |
| | Edgar McGee, OE |
| | Wayne Mass, OT |
| | Jimmy Addison, QB |
| | Floyd Rogers, DT |
| 1967 | Jimmy Addison, QB |

| | |
|------|-------------------------|
| 1969 | Don Kelley, DB |
| | Rick Medlin, FB |
| | Jim Sursavage, OE |
| 1970 | Ben Anderson, DB |
| | Don Kelley, DB |
| | Jim Sursavage, LB |
| 1971 | Ben Anderson, DB |
| | Bobby Johnson, DB |
| | Don Kelley, OE |
| 1972 | Ben Anderson, DB |
| | Karl Andreas, TE |
| | Bobby Johnson, DB |
| 1973 | Art Brisacher, OG |
| | Jeff Stocks, DE |
| | Karl Andreas, TE |
| 1974 | Maret Cobb, C |
| | Mark Fellers, QB |
| 1975 | Mark Lee, DB |
| 1976 | Steve Fuller, QB |
| | Jimmy Weeks, OT |
| 1977 | Steve Fuller, QB |
| | Rick Weddington, FLK |
| | Jimmy Wells, OG |
| 1978 | Steve Fuller, QB |
| | Matt Smith, DE |
| 1981 | Tony Berryhill, C |
| 1983 | Mike Eppley, QB |
| 1984 | Mike Eppley, QB |
| 1985 | Bruce Bacon, WR |
| | Scott Enzor, LB |
| | Lance Masters, CB |
| | Andy Newell, P |
| | John Watson, OT |
| 1986 | Geoff Ciniero, DB |
| | Ty Granger, OT |
| | David Treadwell, PK |
| | Todd Schonhar, QB |
| 1987 | Ty Granger, OT |
| | David Treadwell |
| 1988 | Ty Granger, OT |
| | Mark Drag, MG |
| | Stacy Fields, TE |
| 1989 | Wesley McFadden, FB |
| | Arlington Nunn, SS |
| | Stacy Fields, TE |
| | Bruce Bratton, OT |
| 1990 | Bruce Bratton, OT |
| | Stacy Fields, TE |
| 1991 | Bruce Bratton, OT |
| 1992 | Warren Forney, DT |
| 1993 | Stacy Seegars, OG |
| 1994 | Ed Glenn, TE |
| | Warren Forney, DT |
| 1995 | Andy McCrorey, LB |
| 1996 | Jim Bundren, OT |
| | Glenn Rountree, OG |
| 1997 | Jim Bundren, OT |
| | Brian Wofford, WR |
| 1999 | Chad Carson, LB |
| | Kyle Young, C |
| 2000 | Chad Carson, LB |
| | Will Merritt, OG |
| | Kyle Young, C |
| | Braxton K. Williams, LB |
| 2001 | Chad Carson, LB |
| | Kyle Young, C |
| | Will Merritt, OG |
| | Derrick Hamilton, WR |
| | Khaleed Vaughn, DE |
| 2002 | William Henry, OT |
| | Rodney Thomas, LB |
| | Khaleed Vaughn, DE |
| 2003 | Tony Elliott, WR |
| | William Henry, OT |
| | Justin Miller, CB |
| 2004 | Jad Dean, PK |
| | Tommy Sharpe, C |
| 2006 | Thomas Hunter, TE |
| | Alex Pearson, FB |



All-America Tiger Stats

O.K. Pressley Center • Third Team, 1928

Banks McFadden Back • First Team, 1939

| Year | GP-GS | Comp. | Att. | Int | Yds | Pct | Car. | Yds | Avg | Rec. | Yds | Avg |
|--------|-------|-------|------|-----|-----|------|------|-----|-----|------|-----|------|
| 1937 | 9-0 | 0 | 2 | 1 | 0 | .000 | 34 | 185 | 5.4 | 8 | 164 | 20.5 |
| 1938 | 9-6 | 10 | 20 | 0 | 169 | .500 | 66 | 342 | 5.2 | 2 | 26 | 13.0 |
| 1939 | 9-8 | 31 | 70 | 6 | 581 | .443 | 78 | 469 | 6.0 | 1 | 23 | 23.0 |
| Totals | 27-14 | 41 | 92 | 7 | 750 | .446 | 178 | 996 | 5.6 | 11 | 213 | 19.4 |

| Year | Plays | Off. | Y/P | TD | Pts | Int-Yds | Punts | Yds | Avg |
|--------|-------|------|------|----|-----|---------|-------|------|------|
| 1937 | 36 | 185 | 5.13 | 2 | 13 | 1-0 | 19 | 640 | 34.0 |
| 1938 | 86 | 511 | 5.94 | 5 | 31 | 1-5 | 29 | 1139 | 39.3 |
| 1939 | 148 | 1050 | 7.09 | 5 | 30 | 2-27 | 65 | 2828 | 43.5 |
| Totals | 270 | 1746 | 6.47 | 12 | 74 | 4-32 | 113 | 4607 | 40.8 |

Joe Blalock End • First Team, 1940,41

| Year | GP-GS | Rec. | Yds | Avg | TD | Pts | Int-Yds | Rush | Avg | C-A-I-Yds |
|--------|-------|------|-----|-------|----|-----|---------|--------|-----|-----------|
| 1939 | 10-9 | 15 | 322 | 21.47 | 3 | 18 | 0-0 | 4-21 | 5.3 | 1-3-0-23 |
| 1940 | 9-8 | 10 | 211 | 21.10 | 4 | 24 | 1-45 | 15-58 | 3.9 | 1-8-0-22 |
| 1941 | 9-9 | 13 | 240 | 18.50 | 4 | 26 | 0-0 | 16-64 | 4.0 | 0-1-0-0 |
| Totals | 28-26 | 38 | 773 | 20.34 | 11 | 68 | 1-45 | 35-143 | 4.1 | 2-12-0-45 |

Ralph Jenkins Center • Second Team, 1945

Bobby Gage Tailback/Safety • Second Team, 1948

| Passing | | | | | | | | Rushing | | | | |
|---------|-------|------|------|-----|------|----|------|---------|-----|------|-----|---------|
| Year | GP-GS | Comp | Att. | Int | Yds | TD | Pct | Eff. | Att | Yds | Avg | Int-Yds |
| 1945 | 8-4 | 8 | 14 | 1 | 171 | 1 | .571 | 169.0 | 44 | 214 | 4.9 | 2-33 |
| 1946 | 5-4 | 24 | 44 | 3 | 388 | 2 | .545 | 129.9 | 53 | 250 | 4.7 | 1-10 |
| 1947 | 9-9 | 47 | 115 | 13 | 1002 | 10 | .409 | 120.2 | 114 | 502 | 4.4 | 2-16 |
| 1948 | 11-10 | 44 | 105 | 10 | 887 | 11 | .419 | 129.3 | 105 | 343 | 3.3 | 5-38 |
| Totals | 33-27 | 123 | 278 | 27 | 2448 | 24 | .442 | 127.2 | 316 | 1309 | 4.1 | 10-97 |

| Year | KOR-Yds | PR-Yds | Plays | Off | Y/P | TDs | Pts | Punts | Yds | Avg |
|--------|---------|--------|-------|------|-----|-----|-----|-------|------|------|
| 1945 | 2-43 | 8-64 | 58 | 385 | 6.6 | 0 | 0 | 22 | 779 | 35.4 |
| 1946 | 4-86 | 5-74 | 97 | 638 | 6.6 | 2 | 12 | 15 | 530 | 35.3 |
| 1947 | 10-244 | 14-98 | 229 | 1504 | 6.6 | 7 | 42 | 52 | 1950 | 37.5 |
| 1948 | 5-118 | 12-203 | 210 | 1230 | 5.9 | 1 | 7 | 37 | 1317 | 35.6 |
| Totals | 21-491 | 39-439 | 594 | 3757 | 6.3 | 10 | 61 | 126 | 4576 | 36.3 |

Jackie Calvert Tailback/Safety • First Team, 1950

| Year | GP-GS | Cmp | Att | Int | Yds | TD | Pct | Eff | Att | Yds | Avg | TDRec.. | Yds |
|--------|-------|-----|-----|-----|-----|----|------|--------|-----|------|-----|---------|-----|
| 1948 | 5-0 | 1 | 6 | 0 | 10 | 0 | .167 | 83.37 | 20 | 143 | 7.2 | 1 | 0 |
| 1949 | 10-7 | 16 | 51 | 5 | 318 | 2 | .314 | 77.71 | 62 | 292 | 4.7 | 7 | 5 |
| 1950 | 11-9 | 23 | 44 | 3 | 557 | 6 | .523 | 188.85 | 105 | 663 | 6.3 | 4 | 5 |
| Totals | 26-16 | 40 | 101 | 8 | 885 | 8 | .396 | 123.50 | 187 | 1098 | 5.9 | 12 | 10 |

| Year | Plays | Off. | Y/P | PR-Yds | KR-Yds | Int-Yds | TD | Pts | Punts | Yds | Avg |
|--------|-------|------|-----|--------|--------|---------|----|-----|-------|------|------|
| 1948 | 26 | 153 | 5.9 | 4-77 | 1-15 | 1-15 | 1 | 6 | 1 | 49 | 49.0 |
| 1949 | 112 | 610 | 5.4 | 15-131 | 6-98 | 2-37 | 7 | 42 | 26 | 1087 | 41.8 |
| 1950 | 149 | 1220 | 8.2 | 14-225 | 6-89 | 2-7 | 6 | 36 | 4 | 178 | 44.5 |
| Totals | 287 | 1983 | 6.9 | 33-433 | 13-202 | 5-59 | 14 | 84 | 31 | 1314 | 42.4 |

Tom Barton Guard • Second Team, 1952

Joel Wells Back • Third Team, 1955

| Year | GP-GS | Att | Yds | Avg | TD | Rec. | Yds | Avg | TD | PR-Yds | Int-Yds | KR-Yds |
|--------|-------|-----|------|-----|----|------|-----|------|----|--------|---------|--------|
| 1954 | 10-7 | 74 | 352 | 4.8 | 3 | 3 | 34 | 11.3 | 0 | 2-13 | 1-0 | 2-20 |
| 1955 | 10-10 | 135 | 782 | 5.8 | 5 | 3 | 87 | 29.0 | 1 | 7-56 | 2-37 | 8-181 |
| 1956 | 11-11 | 156 | 678 | 4.3 | 6 | 4 | 80 | 20.0 | 0 | 2-16 | 2-6 | 6-140 |
| Totals | 31-28 | 365 | 1812 | 5.0 | 14 | 10 | 201 | 20.1 | 1 | 11-85 | 5-43 | 16-341 |

Lou Cordileone Tackle • First Team, 1959 • First-Team Academic All-American, 1959

Wayne Mass Offensive Tackle • First Team, 1966

Harry Olszewski Offensive Guard • First Team, 1966

Dave Thompson Offensive Guard • First Team, 1970

Bennie Cunningham Tight End • Consensus First Team, 1974 • First Team, 1975

| Year | GP-GS | Rec. | Yds | Avg | TD | Rush | Yds | Avg | TD |
|--------|-------|------|------|------|----|------|-----|-----|----|
| 1973 | 11-11 | 22 | 341 | 15.5 | 1 | 11 | 73 | 6.6 | 0 |
| 1974 | 11-11 | 24 | 391 | 16.3 | 7 | 3 | 4 | 1.3 | 0 |
| 1975 | 11-11 | 18 | 312 | 17.3 | 2 | 3 | 4 | 1.3 | 0 |
| Totals | 33-33 | 64 | 1044 | 16.3 | 10 | 17 | 81 | 4.8 | 0 |

Joe Bostic Offensive Guard • First Team, 1977,78

| Wide Receiver • First Team, 1978 | | | | | | | | | | | | | | | | | | | |
|----------------------------------|-------|------|------|------|----|------|-----|-----|-----|--------|-------|------|------|------|----|------|-----|-----|-----|
| Year | GP-GS | Rec. | Yds | Avg | TD | Rush | Yds | KOR | Yds | Year | GP-GS | Rec. | Yds | Avg | TD | Rush | Yds | KOR | Yds |
| 1975 | 5-0 | 1 | 7 | 7.0 | 0 | 0 | 0 | 3 | 46 | 1975 | 5-0 | 1 | 7 | 7.0 | 0 | 0 | 0 | 3 | 46 |
| 1976 | 11-11 | 33 | 484 | 14.6 | 4 | 3 | 23 | 3 | 32 | 1976 | 11-11 | 33 | 484 | 14.6 | 4 | 3 | 23 | 3 | 32 |
| 1977 | 12-12 | 47 | 824 | 17.5 | 4 | 3 | 13 | 0 | 0 | 1977 | 12-12 | 47 | 824 | 17.5 | 4 | 3 | 13 | 0 | 0 |
| 1978 | 12-12 | 58 | 908 | 15.7 | 3 | 0 | 0 | 0 | 0 | 1978 | 12-12 | 58 | 908 | 15.7 | 3 | 0 | 0 | 0 | 0 |
| Totals | 40-35 | 139 | 2223 | 16.0 | 11 | 6 | 36 | 6 | 78 | Totals | 40-35 | 139 | 2223 | 16.0 | 11 | 6 | 36 | 6 | 78 |

Steve Fuller Quarterback • Third Team, 1978 • First-Team Academic, 1977,78

| Passing | | | | | | | | Rushing | | | |
|---------|-------|------|-----|------|-----|----|------|---------|------|------|----|
| Year | GP-GS | Comp | Att | Yds | Int | TD | Pct | Att | Yds | Avg | TD |
| 1975 | 8-1 | 22 | 46 | 354 | 3 | 2 | .478 | 47 | 148 | 3.14 | 0 |
| 1976 | 11-9 | 58 | 116 | 835 | 6 | 5 | .500 | 157 | 503 | 3.20 | 6 |
| 1977 | 12-12 | 106 | 205 | 1655 | 8 | 8 | .517 | 178 | 437 | 2.45 | 6 |
| 1978 | 12-12 | 101 | 187 | 1515 | 4 | 7 | .540 | 153 | 649 | 4.24 | 10 |
| Totals | 43-34 | 287 | 554 | 4359 | 21 | 22 | .518 | 535 | 1737 | 3.25 | 22 |

Jim Stuckey Defensive Tackle • First Team, 1979

| Year | GP-GS | Tot | Hits | Ast | TL | Sacks | CF-RF | PBU |
|--------|-------|-----|------|-----|----|-------|-------|-----|
| 1976 | 10-4 | 33 | 19 | 14 | 4 | 0 | 0-0 | 0 |
| 1977 | 12-12 | 88 | 46 | 42 | 5 | 4 | 1-1 | 2 |
| 1978 | 12-12 | 87 | 46 | 41 | 7 | 4 | 1-0 | 2 |
| 1979 | 12-12 | 106 | 63 | 43 | 20 | 10 | 1-0 | 0 |
| Totals | 46-40 | 314 | 174 | 140 | 36 | 18 | 3-1 | 4 |

Obed Ariri Placekicker • First Team, 1980

| Year | GP-GS | 0-20 | 21-29 | 30-39 | 40-49 | 50+ | Total | PATs | Pts |
|--------|-------|------|-------|-------|-------|------|-------|--------|-----|
| 1977 | 12-11 | 1-1 | 2-2 | 3-3 | 3-6 | 1-8 | 10-20 | 23-24 | 53 |
| 1978 | 12-11 | 0-0 | 8-9 | 3-6 | 3-10 | 0-0 | 14-25 | 44-46 | 86 |
| 1979 | 12-11 | 2-2 | 4-7 | 6-6 | 4-6 | 0-1 | 16-22 | 14-15 | 62 |
| 1980 | 11-11 | 1-1 | 9-10 | 8-8 | 4-7 | 1-4 | 23-30 | 18-18 | 87 |
| Totals | 47-44 | 4-4 | 23-28 | 20-23 | 14-29 | 2-13 | 63-97 | 99-103 | 288 |

Jeff Davis Linebacker • First Team, 1981

| Year | GP-GS | Tot | Hit | Ast | TL-Yds | Sk-Yd | PBU | Int-Yd | CF-RF |
|--------|-------|-----|-----|-----|--------|-------|-----|--------|-------|
| 1978 | 5-0 | 11 | 5 | 6 | 0-0 | 0-0 | 1 | 1-10 | 3-2 |
| 1979 | 12-12 | 123 | 63 | 60 | 6-25 | 0-0 | 5 | 3-17 | 0-0 |
| 1980 | 11-11 | 160 | 108 | 52 | 2-7 | 0-0 | 4 | 0-0 | 3-2 |
| 1981 | 12-12 | 175 | 119 | 56 | 10-37 | 4-27 | 6 | 0-0 | 4-4 |
| Totals | 40-35 | 469 | 295 | 174 | 18-69 | 4-27 | 16 | 4-27 | 10-8 |

Perry Tuttle Wide Receiver • First Team, 1981

| Year | GP-GS | Rec. | Yds | Avg | TD | LG | Rush | Yds | Avg | TD | KOR-Yds |
|--------|-------|------|------|------|----|----|------|-----|------|----|---------|
| 1978 | 11-0 | 9 | 192 | 21.3 | 1 | 39 | 5 | 55 | 11.0 | 0 | 0-0 |
| 1979 | 12-12 | 36 | 544 | 15.1 | 4 | 81 | 2 | 12 | 6.0 | 0 | 0-0 |
| 1980 | 11-11 | 53 | 915 | 17.3 | 4 | 63 | 2 | 23 | 11.5 | 0 | 0-0 |
| 1981 | 12-12 | 52 | 883 | 17.0 | 8 | 80 | 3 | 21 | 7.0 | 0 | 12-266 |
| Totals | 46-35 | 150 | 2534 | 16.9 | 17 | 81 | 12 | 111 | 9.3 | 0 | 12-266 |

Jeff Bryant Defensive Tackle • Second Team, 1981

| Year | GP-GS | Tot | Hit | Ast | TL-Yd | Sk-Yd | PBU | CF-RF |
|--------|-------|-----|-----|-----|--------|--------|-----|-------|
| 1978 | 12-0 | 31 | 13 | 18 | 1-6 | 0-0 | 0 | 0-0 |
| 1979 | 12-0 | 37 | 22 | 15 | 0-0 | 0-0 | 0 | 0-0 |
| 1980 | 11-8 | 52 | 31 | 21 | 7-42 | 5-45 | 1 | 0-1 |
| 1981 | 12-12 | 92 | 69 | 23 | 19-74 | 8-61 | 2 | 2-1 |
| Totals | 47-20 | 212 | 135 | 77 | 27-122 | 13-106 | 3 | 2-2 |

All-America Tiger Stats



Lee Nanney

Offensive Tackle • Second Team, 1981

| Year | GP-GS | Plays |
|---------------|--------------|-------------|
| 1978 | 1-0 | 10 |
| 1979 | 12-12 | 630 |
| 1980 | 11-11 | 645 |
| 1981 | 12-12 | 816 |
| Totals | 36-35 | 2101 |

Terry Kinard

Defensive Back • First Team, 1981 • Unanimous First Team, 1982

| Year | GP-GS | Tot | Hit | Ast | TL-Yd | PBU | Int-Yd-LG | CF-RF | PR-Yds-Avg |
|---------------|--------------|------------|------------|------------|------------|-----------|------------------|------------|------------------|
| 1979 | 12-3 | 35 | 15 | 20 | 0-0 | 5 | 3-93-40 | 0-0 | 0-0-0 |
| 1980 | 9-9 | 73 | 36 | 37 | 0-0 | 7 | 2-0-0 | 2-1 | 12-50-4.2 |
| 1981 | 12-12 | 95 | 74 | 21 | 1-5 | 6 | 6-51-19 | 1-0 | 0-0-0 |
| 1982 | 11-11 | 89 | 62 | 27 | 1-1 | 12 | 6-3-3 | 1-1 | 0-0-0 |
| Totals | 44-35 | 292 | 187 | 105 | 2-6 | 30 | 17-147-40 | 4-2 | 12-50-4.2 |

Johnny Rembert

Linebacker • Third Team, 1982

| Year | GP-GS | Tot | Hit | Ast | TL-Yd | Sk-Yd | PBU | Int-Yds | CF |
|---------------|--------------|-----------|-----------|-----------|-------------|------------|----------|--------------|----------|
| 1981 | 12-1 | 22 | 19 | 3 | 1-5 | 0-0 | 3 | 2-15 | 0 |
| 1982 | 10-9 | 64 | 37 | 27 | 8-23 | 1-2 | 5 | 6-128 | 3 |
| Totals | 22-10 | 86 | 56 | 30 | 9-28 | 1-2 | 8 | 8-143 | 3 |

James Robinson

Defensive Tackle • Second Team, 1983

| Year | GP-GS | Tot | Hits | Ast | TL-Yds | Sk-Yd | CF-RF | PBU |
|---------------|--------------|------------|------------|-----------|--------------|--------------|------------|-----------|
| 1979 | 12-0 | 7 | 5 | 2 | 3-9 | 1-5 | 0-0 | 0 |
| 1980 | 11-5 | 47 | 33 | 14 | 5-23 | 2-12 | 0-0 | 2 |
| 1981 | 11-2 | 42 | 28 | 14 | 4-22 | 3-20 | 0-2 | 3 |
| 1983 | 11-11 | 83 | 57 | 26 | 13-20 | 5-43 | 2-2 | 5 |
| Totals | 45-18 | 179 | 123 | 56 | 25-74 | 11-80 | 2-4 | 10 |

James Farr

Offensive Guard • Third Team, 1983

| Year | GP-GS | Plays | KDs |
|---------------|--------------|-------------|------------|
| 1980 | 11-1 | 125 | 9 |
| 1981 | 12-12 | 506 | 32 |
| 1982 | 11-11 | 602 | 35 |
| 1983 | 11-11 | 654 | 46 |
| Totals | 45-35 | 1887 | 122 |

William Perry

Defensive Tackle • Third Team, 1982 • Consensus First Team, 1983 • First Team, 1984

| Year | GP-GS | Tot | Hit | Ast | TL-Yd | Sk-Yd | CF-RF | PBU | BK |
|---------------|--------------|------------|------------|-----------|---------------|---------------|------------|----------|----------|
| 1981 | 12-4 | 48 | 33 | 15 | 9-50 | 4-44 | 1-2 | 0 | 0 |
| 1982 | 11-7 | 52 | 30 | 22 | 9-66 | 5-38 | 3-1 | 0 | 0 |
| 1983 | 11-4 | 61 | 38 | 23 | 15-67 | 6-40 | 2-1 | 1 | 0 |
| 1984 | 11-11 | 100 | 67 | 33 | 27-111 | 10-69 | 2-3 | 1 | 1 |
| Totals | 45-26 | 261 | 168 | 93 | 60-294 | 25-191 | 8-7 | 2 | 1 |

Donald Igwebuike

Placekicker • Third Team, 1984

| Year | GP-GS | 0-29 | 30-39 | 40-49 | +50 | FGM-A | LK | XPM-XPA | Pts |
|---------------|--------------|------------|--------------|-------------|-------------|--------------|-----------|--------------|------------|
| 1981 | 12-9 | 2-2 | 6-7 | 1-4 | 1-4 | 10-17 | 52 | 1-1 | 31 |
| 1982 | 11-2 | 0-0 | 1-1 | 1-2 | 1-1 | 3-4 | 55 | 0-0 | 9 |
| 1983 | 10-0 | 1-1 | 0-0 | 1-1 | 1-3 | 3-5 | 55 | 1-1 | 10 |
| 1984 | 11-11 | 4-4 | 4-5 | 6-6 | 2-2 | 16-17 | 53 | 41-41 | 89 |
| Totals | 44-22 | 7-7 | 11-13 | 9-13 | 5-10 | 32-43 | 55 | 43-43 | 139 |

Dale Hatcher


Punter • Second Team, 1984

| Year | GP-GS | No | Yds | Avg | -20 | +50 | LP | HB | Net |
|---------------|--------------|------------|-------------|-------------|-----------|-----------|-----------|----------|-------------|
| 1981 | 11-10 | 44 | 1908 | 43.4 | 17 | 13 | 64 | 1 | 40.5 |
| 1982 | 11-11 | 46 | 1871 | 40.7 | 21 | 8 | 63 | 1 | 38.8 |
| 1983 | 11-11 | 47 | 2051 | 43.6 | 15 | 10 | 57 | 0 | 40.9 |
| 1984 | 11-11 | 54 | 2361 | 43.7 | 16 | 13 | 68 | 0 | 42.4 |
| Totals | 44-43 | 191 | 8191 | 42.9 | 69 | 44 | 68 | 2 | 40.7 |

Steve Reese

Offensive Guard • Second Team, 1985

| Year | GP-GS | Plays | KDs |
|---------------|--------------|-------------|------------|
| 1982 | 10-0 | 100 | 12 |
| 1983 | 11-7 | 462 | 30 |
| 1984 | 11-11 | 572 | 42 |
| 1985 | 12-12 | 850 | 82 |
| Totals | 44-30 | 1984 | 166 |



Michael Dean Perry (#91) and William Perry (#66) both earned All-America honors in a Clemson uniform during the 1980s.

Terrence Flagler

Tailback • First Team, 1986

| Year | GP-GS | Att | Yds | Avg. | TD | LG | Rec. | Yds | Avg | TD | KOR | Yds |
|---------------|--------------|------------|-------------|------------|-----------|-----------|-----------|------------|------------|----------|----------|------------|
| 1982 | 9-0 | 29 | 120 | 4.0 | 0 | 14 | 0 | 0 | 0.0 | 0 | 4 | 108 |
| 1983 | 2-1 | 31 | 202 | 6.5 | 0 | 35 | 2 | 21 | 10.5 | 0 | 1 | 8 |
| 1984 | 10-2 | 75 | 350 | 4.7 | 5 | 43 | 8 | 63 | 7.5 | 2 | 0 | 0 |
| 1985 | 9-0 | 52 | 232 | 4.3 | 2 | 47 | 10 | 54 | 5.4 | 0 | 0 | 0 |
| 1986 | 12-10 | 192 | 1258 | 6.6 | 10 | 88 | 16 | 188 | 11.8 | 3 | 0 | 0 |
| Totals | 42-13 | 379 | 2162 | 5.7 | 17 | 88 | 36 | 326 | 9.1 | 5 | 5 | 116 |

John Phillips

Offensive Guard • First Team, 1986 • Second Team, 1987

| Year | GP-GS | Plays | KDs |
|---------------|--------------|-------------|------------|
| 1984 | 11-0 | 50 | 0 |
| 1985 | 12-8 | 621 | 42 |
| 1986 | 12-12 | 864 | 100 |
| 1987 | 12-12 | 795 | 103 |
| Totals | 47-32 | 2330 | 245 |

David Treadwell

Placekicker • Consensus First Team, 1987

| Year | GP-GS | 0-29 | 30-39 | 40-49 | +50 | Tot | PAT | LK | Pts |
|---------------|--------------|--------------|--------------|--------------|------------|--------------|--------------|-----------|------------|
| 1985 | 11-11 | 4-6 | 8-8 | 5-8 | 0-2 | 17-24 | 25-25 | 49 | 76 |
| 1986 | 12-12 | 7-7 | 3-5 | 2-8 | 0-0 | 12-20 | 34-34 | 46 | 70 |
| 1987 | 11-11 | 7-8 | 7-8 | 4-6 | 0-0 | 18-22 | 33-34 | 43 | 87 |
| Totals | 34-34 | 18-21 | 18-21 | 11-22 | 0-2 | 47-66 | 92-93 | 49 | 233 |

Michael Dean Perry

Defensive Tackle • First Team, 1987

| Year | GP-GS | Tot | Hits | Ast | TL-Yd | Sk-Yd | CF-RF | PBU |
|---------------|--------------|------------|------------|-----------|---------------|---------------|------------|-----------|
| 1984 | 11-10 | 75 | 48 | 27 | 15-63 | 7-37 | 3-0 | 1 |
| 1985 | 7-6 | 34 | 19 | 15 | 7-20 | 2-5 | 1-0 | 6 |
| 1986 | 12-5 | 56 | 31 | 25 | 15-84 | 9-60 | 0-0 | 5 |
| 1987 | 11-11 | 74 | 52 | 22 | 24-128 | 10-86 | 1-0 | 3 |
| Totals | 41-32 | 239 | 150 | 89 | 61-295 | 28-188 | 5-0 | 15 |

Donnell Woolford

Cornerback • First Team, 1987 • Consensus First Team, 1988

| Year | GP-GS | Tot | Hits | Ast | TL-Yd | Int-Yd | PR-Yd | Avg | PBU |
|---------------|--------------|------------|------------|-----------|--------------|--------------|---------------|------------|-----------|
| 1985 | 12-0 | 21 | 12 | 9 | 0-0 | 1-34 | 1-14 | 14.0 | 2 |
| 1986 | 11-11 | 53 | 37 | 16 | 3-3 | 3-(-8) | 25-203 | 8.1 | 12 |
| 1987 | 12-12 | 52 | 38 | 14 | 4-8 | 5-0 | 23-345 | 15.0 | 15 |
| 1988 | 12-12 | 61 | 45 | 16 | 5-18 | 1-0 | 29-192 | 6.6 | 15 |
| Totals | 47-35 | 187 | 132 | 55 | 12-29 | 10-26 | 78-754 | 9.7 | 44 |

Note: Had one sack for eight yards in 1987; had two punt returns for TDs in 1987; had three caused fumbles in 1988; had one blocked kick in 1985 and 1988.

Stacy Long

Offensive Tackle • First Team 1989 • Consensus First Team 1990

| Year | GP-GS | Plays | KD |
|---------------|--------------|-------------|------------|
| 1986 | 5-1 | 39 | 3 |
| 1988 | 12-1 | 344 | 17 |
| 1989 | 12-12 | 734 | 69 |
| 1990 | 11-11 | 601 | 52 |
| Totals | 40-25 | 1718 | 141 |



All-America Tiger Stats

Chris Gardocki

Placekicker • Third Team, 1989 • Second Team 1990

| Year | GP-GS | 0-29 | 30-39 | 40-49 | +50 | Tot | PAT | LK | Pts | KO | TB |
|---------------|--------------|--------------|--------------|--------------|-------------|--------------|--------------|-----------|------------|-----------|-----------|
| 1988 | 12-12 | 6-7 | 7-11 | 4-8 | 2-6 | 19-32 | 1-1 | 52 | 58 | 1 | 0 |
| 1989 | 12-12 | 10-10 | 2-5 | 10-13 | 0-1 | 22-29 | 41-41 | 49 | 107 | 32 | 9 |
| 1990 | 12-12 | 8-8 | 7-9 | 4-5 | 3-6 | 22-28 | 30-30 | 57 | 96 | 66 | 24 |
| Totals | 36-36 | 24-25 | 16-25 | 18-26 | 5-13 | 63-89 | 72-72 | 57 | 261 | 99 | 33 |

| Year | Punts | Yds | -20 | +50 | Ret-Yd | LP | HB | Net | Avg |
|---------------|------------|-------------|-----------|-----------|---------------|-----------|----------|-------------|--------------|
| 1988 | 45 | 1924 | 7 | 8 | 23-206 | 66 | 0 | 38.1 | 42.76 |
| 1989 | 48 | 2062 | 15 | 7 | 16-171 | 63 | 0 | 39.4 | 42.96 |
| 1990 | 58 | 2580 | 12 | 15 | 33-300 | 78 | 1 | 39.3 | 44.48 |
| Totals | 151 | 6566 | 34 | 30 | 72-677 | 78 | 1 | 39.1 | 43.48 |

Rob Bodine

Middle Guard • First Team, 1991

| Year | GP-GS | Plays | Hits | Ast | Tot | TL-Yd | Sk-Yd | PBU | CF-RF | QP |
|---------------|--------------|-------------|------------|------------|------------|---------------|---------------|----------|------------|-----------|
| 1989 | 12-12 | 420 | 28 | 32 | 60 | 7-26 | 2-17 | 1 | 0-0 | 6 |
| 1990 | 11-11 | 484 | 42 | 36 | 78 | 14-47 | 5.5-32 | 1 | 1-1 | 11 |
| 1991 | 12-12 | 560 | 72 | 36 | 108 | 27-111 | 7.5-62 | 0 | 2-1 | 11 |
| Totals | 35-35 | 1464 | 142 | 104 | 246 | 48-184 | 15-111 | 2 | 3-2 | 28 |

Jeb Flesch

Offensive Guard • Consensus First Team, 1991

| Year | GP-GS | Plays | KD |
|---------------|--------------|-------------|------------|
| 1988 | 12-9 | 512 | 52 |
| 1989 | 12-12 | 759 | 85 |
| 1990 | 12-12 | 681 | 53 |
| 1991 | 12-12 | 705 | 77 |
| Totals | 48-45 | 2657 | 267 |

Levon Kirkland

Outside Linebacker • Second Team, 1990 • First Team, 1991

| Year | GP-GS | Plays | Hits | Ast | Tot | TL-Yd | Sk-Yd | PBU | CF-RF | QB | Int-Yd |
|---------------|--------------|-------------|------------|------------|------------|---------------|---------------|-----------|------------|-----------|-------------|
| 1988 | 12-7 | 446 | 38 | 33 | 71 | 9-70 | 5.5-62 | 2 | 2-1 | 6 | 1-22 |
| 1989 | 12-12 | 463 | 38 | 39 | 77 | 9-70 | 6.5-64 | 7 | 2-3 | 16 | 3-47 |
| 1990 | 12-12 | 483 | 30 | 28 | 58 | 10-30 | 1.5-15 | 8 | 2-1 | 18 | 0-0 |
| 1991 | 12-12 | 536 | 47 | 20 | 67 | 12-55 | 5.5-35 | 6 | 1-2 | 15 | 0-0 |
| Totals | 48-43 | 1928 | 153 | 120 | 273 | 40-225 | 19-176 | 23 | 7-7 | 55 | 4-69 |

Ed McDaniel

Linebacker • First Team, 1991

| Year | GP-GS | Plays | Hits | Ast | Tot | TL-Yds | Sk-Yd | CF-RF | PBU | Int-Yd |
|---------------|--------------|-------------|------------|------------|------------|--------------|-------------|-------------|-----------|-------------|
| 1988 | 12-9 | 570 | 62 | 42 | 104 | 4-11 | 0-0 | 3-1 | 4 | 0-0 |
| 1989 | 12-6 | 363 | 32 | 30 | 62 | 3-4 | 0-0 | 1-0 | 5 | 0-0 |
| 1990 | 12-12 | 547 | 75 | 34 | 109 | 13-53 | 1-13 | 4-2 | 2 | 1-10 |
| 1991 | 12-11 | 554 | 72 | 42 | 114 | 10-22 | 0-0 | 2-1 | 3 | 0-0 |
| Totals | 48-38 | 2034 | 241 | 148 | 389 | 30-90 | 1-13 | 10-4 | 14 | 1-10 |

Stacy Seegars

Offensive Guard • Second Team, 1992 • First Team, 1993

| Year | GP-GS | Plays | KD |
|---------------|--------------|-------------|------------|
| 1990 | 6-0 | 69 | 2 |
| 1991 | 12-12 | 808 | 50 |
| 1992 | 11-11 | 791 | 103 |
| 1993 | 12-12 | 789 | 58 |
| Totals | 41-35 | 2457 | 213 |

Nelson Welch

Placekicker • Third Team, 1992

| Year | GP-GS | 0-29 | 30-39 | 40-49 | 50+ | Tot | LK | PAT | Pts |
|---------------|--------------|--------------|--------------|--------------|------------|---------------|-----------|--------------|------------|
| 1991 | 12-12 | 8-10 | 6-8 | 5-6 | 0-3 | 19-27 | 47 | 31-35 | 88 |
| 1992 | 11-11 | 9-10 | 4-7 | 7-9 | 2-2 | 22-28 | 53 | 23-25 | 89 |
| 1993 | 12-12 | 9-11 | 4-5 | 2-8 | 0-0 | 15-24 | 47 | 17-18 | 62 |
| 1994 | 11-11 | 5-6 | 6-8 | 5-8 | 0-0 | 16-22 | 47 | 14-14 | 62 |
| Totals | 46-46 | 31-37 | 20-28 | 19-31 | 2-5 | 72-101 | 53 | 85-92 | 301 |

Brian Dawkins

Strong Safety • Second Team, 1995

| Year | GP-GS | Plays | Hits | Asts | Tot | TL-Yds | PBU | Int-Yds-TD | CF-RF | BK |
|---------------|--------------|-------------|------------|-----------|------------|-------------|-----------|-----------------|------------|----------|
| 1992 | 11-0 | 29 | 14 | 11 | 25 | 0-0 | 0 | 0-0-0 | 1-0 | 0 |
| 1993 | 12-12 | 740 | 43 | 23 | 66 | 3-7 | 10 | 3-13-0 | 2-1 | 1 |
| 1994 | 11-11 | 724 | 52 | 19 | 71 | 2-8 | 4 | 2-33-0 | 0-1 | 1 |
| 1995 | 12-12 | 754 | 60 | 29 | 89 | 4-22 | 9 | 6-55-1 | 1-2 | 1 |
| Totals | 46-35 | 2247 | 169 | 82 | 251 | 9-37 | 23 | 11-101-1 | 4-4 | 3 |

Anthony Simmons

Inside Linebacker • Third Team, 1995 • First Team, 1996 • Consensus First Team, 1997

| Year | GP-GS | Play | Hits | Ast | Tot | TL-Yds | Sacks | PBU |
|---------------|--------------|-------------|------------|------------|------------|---------------|-----------------|----------|
| 1995 | 12-11 | 568 | 78 | 72 | 150 | 11-43 | 3.5-24 | 3 |
| 1996 | 12-12 | 709 | 92 | 86 | 178 | 16-58 | 7-58 | 2 |
| 1997 | 12-12 | 665 | 95 | 63 | 158 | 25-101 | 8-57 | 4 |
| Totals | 36-35 | 1942 | 265 | 221 | 486 | 52-202 | 18.5-139 | 9 |

Jim Bundren

Offensive Tackle • Second Team, 1997

| Year | GP-GS | Plays | KD |
|---------------|--------------|-------------|------------|
| 1994 | 11-11 | 563 | 33 |
| 1995 | 12-12 | 650 | 24 |
| 1996 | 12-12 | 790 | 31 |
| 1997 | 12-12 | 769 | 43 |
| Totals | 47-47 | 2772 | 131 |

Antwan Edwards

Defensive Back • Third Team, 1998

| Year | GP-GS | Plays | Hits | Ast | Tot | Int-Yds | Pr-Yds | PBU | KOR-Yds |
|---------------|--------------|-------------|------------|-----------|------------|--------------|---------------|-----------|---------------|
| 1995 | 12-0 | 212 | 23 | 18 | 41 | 0-0 | 4-57 | 2 | 2-40 |
| 1996 | 12-12 | 595 | 54 | 29 | 83 | 2-58 | 2-18 | 4 | 3-43 |
| 1997 | 11-11 | 694 | 38 | 14 | 52 | 4-81 | 0-0 | 15 | 12-280 |
| 1998 | 10-10 | 543 | 24 | 19 | 43 | 2-56 | 6-82 | 14 | 13-350 |
| Totals | 45-33 | 2044 | 139 | 80 | 219 | 8-195 | 12-157 | 35 | 30-713 |

Keith Adams

Inside Linebacker • First Team, 1999 • Consensus First Team, 2000

| Year | GP-GS | Plays | Hits | Ast | Tot | TFL | Sacks | Int | PBU | CF-RF | QP |
|---------------|--------------|-------------|------------|------------|------------|---------------|---------------|-------------|----------|------------|-----------|
| 1998 | 11-0 | 176 | 14 | 31 | 45 | 0-0 | 0-0 | 0-0 | 0 | 1-0 | 1 |
| 1999 | 12-12 | 864 | 119 | 67 | 186 | 35-171 | 16-122 | 0-0 | 3 | 2-2 | 25 |
| 2000 | 12-12 | 753 | 81 | 67 | 148 | 19-99 | 7-74 | 1-27 | 3 | 4-0 | 19 |
| Totals | 35-24 | 1793 | 214 | 165 | 379 | 54-270 | 23-196 | 1-27 | 6 | 7-2 | 45 |

Rod Gardner

Wide Receiver • First Team, 2000

| Year | GP-GS | Plays | Rec. | Yds | Avg. | TD | LG | 20+ | Y/G | KOR-Yds |
|---------------|--------------|-------------|------------|-------------|-------------|-----------|-----------|-----------|-------------|--------------|
| 1997 | 12-2 | 259 | 8 | 101 | 12.6 | 1 | 41 | 2 | 8.4 | 0-0 |
| 1998 | 11-3 | 317 | 20 | 263 | 13.2 | 1 | 63 | 2 | 23.1 | 0-0 |
| 1999 | 12-10 | 798 | 80 | 1084 | 13.6 | 4 | 49 | 15 | 90.3 | 0-0 |
| 2000 | 12-11 | 722 | 58 | 1050 | 18.1 | 7 | 50 | 20 | 87.5 | 8-168 |
| Totals | 47-26 | 2096 | 166 | 2498 | 15.0 | 13 | 63 | 39 | 53.1 | 8-168 |

Robert Carswell

Free Safety • Third Team, 2000

| Year | GP-GS | Plays | Hit | Ast | Tot | TFL | Sacks | Int | QP | PBU | CF-RF |
|---------------|--------------|-------------|------------|------------|------------|-------------|------------|--------------|----------|-----------|------------|
| 1997 | 12-6 | 405 | 30 | 21 | 51 | 2-10 | 0-0 | 0-0 | 0 | 6 | 1-0 |
| 1998 | 11-11 | 705 | 56 | 46 | 102 | 4-7 | 0-0 | 0-0 | 0 | 4 | 0-0 |
| 1999 | 12-12 | 869 | 89 | 40 | 129 | 1-2 | 0-0 | 6-72 | 0 | 3 | 1-1 |
| 2000 | 12-12 | 780 | 45 | 47 | 92 | 1-2 | 1-2 | 2-29 | 0 | 2 | 0-2 |
| Totals | 47-41 | 2759 | 220 | 154 | 374 | 8-21 | 1-2 | 8-101 | 0 | 15 | 2-3 |

Kyle Young

Center • Second Team, 2000 • Third Team, 2001

| Year | GP-GS | Plays | KD |
|---------------|--------------|-------------|------------|
| 1998 | 11-4 | 479 | 41 |
| 1999 | 12-12 | 919 | 83 |
| 2000 | 12-12 | 766 | 120 |
| 2001 | 12-12 | 854 | 168 |
| Totals | 47-40 | 3018 | 412 |

Brian Mance

Cornerback • Fourth Team, 2002

| Year | GP-GS | Plays | Hit | Ast | Tot | TFL | Int | PBU | CF-RF | PR | KOR |
|---------------|--------------|-------------|------------|-----------|------------|-------------|--------------|-----------|------------|---------------|---------------|
| 1999 | 12-0 | 49 | 12 | 3 | 15 | 1-4 | 0-0 | 0 | 0-0 | 0-0 | 0-0 |
| 2000 | 12-3 | 279 | 24 | 15 | 39 | 1-2 | 3-72 | 5 | 1-1 | 6-192 | 6-157 |
| 2001 | 11-11 | 774 | 31 | 17 | 48 | 0-0 | 3-0 | 7 | 0-0 | 16-211 | 25-588 |
| 2002 | 13-13 | 823 | 50 | 12 | 62 | 1-14 | 6-1 | 11 | 2-0 | 4-31 | 2-43 |
| Totals | 48-27 | 1925 | 117 | 47 | 164 | 3-20 | 12-73 | 23 | 3-1 | 26-434 | 33-788 |

Leroy Hill

Linebacker • Third Team, 2004

| Year | GP-S | Plays | Hit | Ast | Tot | TFL | Sacks | Int | QP | PBU | CF-RF |
|---------------|--------------|-------------|------------|-----------|------------|---------------|---------------|------------|-----------|----------|------------|
| 2001 | 10-0 | 135 | 19 | 12 | 31 | 1-1 | 0-0 | 0-0 | 0 | 1 | 0-0 |
| 2002 | 13-0 | 47 | 16 | 13 | 29 | 1-1 | 0-0 | 0-0 | 0 | 0 | 0-1 |
| 2003 | 13-13 | 757 | 110 | 35 | 145 | 27-92 | 8-57 | 3-4 | 8 | 2 | 1-1 |
| 2004 | 11-11 | 677 | 74 | 32 | 106 | 19-88 | 8-66 | 0-0 | 7 | 1 | 0-0 |
| Totals | 47-24 | 1616 | 219 | 92 | 311 | 48-182 | 16-123 | 3-4 | 15 | 4 | 1-2 |

All-America Tiger Stats



Justin Miller

Kick Returner • Second Team, 2004

| Year | GP-S | Plays | Hit | Ast | Tot | TFL | Int | PBU | CF-RF | KOR | PR | ^TD |
|---------------|--------------|-------------|------------|-----------|------------|------------|--------------|-----------|------------|----------------|---------------|----------|
| 2002 | 13-8 | 674 | 43 | 18 | 61 | 0-0 | 8-50 | 9 | 2-0 | 13-456 | 0-0 | 1 |
| 2003 | 13-13 | 819 | 45 | 9 | 54 | 2-7 | 2-30 | 13 | 1-0 | 17-417 | 8-73 | 1 |
| 2004 | 11-11 | 718 | 46 | 8 | 54 | 0-0 | 3-14 | 9 | 0-1 | 20-661 | 26-339 | 3 |
| Totals | 37-32 | 2211 | 134 | 35 | 169 | 2-7 | 13-94 | 31 | 3-1 | 50-1534 | 34-412 | 5 |

^ - kickoff and punt returns; Note: Also played four snaps on offense in 2004.

Tye Hill

Cornerback • First Team, 2005

| Year | GP-S | Plays | Hit | Ast | Tot | TFL | Sacks | Int | QP | PBU | CF-RF |
|---------------|--------------|-------------|------------|-----------|------------|-------------|-------------|-------------|----------|-----------|------------|
| 2003 | 13-11 | 678 | 34 | 3 | 37 | 1-7 | 1-7 | 2-(-2) | 0 | 7 | 1-0 |
| 2004 | 11-11 | 784 | 38 | 14 | 52 | 2-12 | 1-9 | 0-0 | 0 | 21 | 0-0 |
| 2005 | 12-12 | 717 | 41 | 13 | 54 | 5-14 | 1-1 | 3-35 | 0 | 7 | 1-1 |
| Totals | 36-34 | 2179 | 113 | 30 | 143 | 8-33 | 3-17 | 5-33 | 0 | 35 | 2-1 |

| Year | GP-S | Plays | Car. | Yds | Avg | TD | LG | Rec | Yds | TD |
|------|------|-------|------|-----|-----|----|----|-----|-----|----|
| 2002 | 13-0 | 129 | 42 | 225 | 5.4 | 2 | 32 | 3 | 7 | 0 |

Gaines Adams

Defensive End • First Team, 2006

| Year | GP-S | Plays | Hit | Ast | Tot | TFL | Sacks | Int | QP | PBU | CF-RF |
|---------------|--------------|-------------|------------|-----------|------------|-----------------|---------------|------------|-----------|-----------|------------|
| 2003 | 12-0 | 172 | 11 | 4 | 15 | 4-8 | 1-1 | 0-0 | 7 | 2 | 0-0 |
| 2004 | 11-1 | 346 | 22 | 13 | 35 | 8-26 | 5-20 | 0-0 | 5 | 4 | 0-0 |
| 2005 | 12-12 | 627 | 37 | 19 | 56 | 15-83 | 9.5-64 | 0-0 | 29 | 9 | 3-0 |
| 2006 | 13-13 | 582 | 42 | 20 | 62 | 17.5-106 | 12.5-87 | 0-0 | 25 | 6 | 2-3 |
| Totals | 48-26 | 1727 | 112 | 56 | 168 | 44.5-223 | 28-172 | 0-0 | 66 | 21 | 5-3 |

Nathan Bennett

Offensive Guard • Third Team, 2006

| Year | GP-GS | Plays | KD |
|---------------|--------------|-------------|--------------|
| 2003 | 13-7 | 599 | 45 |
| 2004 | 11-10 | 510 | 44 |
| 2005 | 10-8 | 550 | 74.5 |
| 2006 | 13-13 | 649 | 100 |
| Totals | 47-38 | 2308 | 263.5 |

All-ACC Selections

| | | | | |
|--|---|--|------------------------------|---------------------------------|
| 1953 Dreher Gaskin, E (2nd) Don King, B (2nd) | Ivan Southerland, DE (1st) | Rod McSwain, DB (1st) | Ronald Williams, TB (1st) | Tony Horne, KR (1st) |
| 1954 Clyde White, T (1st) Don King, B (2nd) Scott Jackson, E (2nd) | 1970 Dave Thompson, OG (1st) Don Kelley, DB (1st) | Bob Paulling, PK (1st) | Levon Kirkland, OLB (1st) | Tony Horne, WR (2nd) |
| 1955 Joel Wells, TB (1st) | 1971 Wayne Baker, DE (1st) Larry Hefner, LB (1st) | James Robinson, DT (1st) | Vance Hammond, DT (1st) | Antwan Edwards, DB (2nd) |
| 1956 Joel Wells, TB (1st) John Grijan, G (2nd) Dalton Rivers, E (2nd) Charlie Bussey, QB (2nd) | 1972 Frank Wirth, DT (1st) | Edgar Pickett, DE (1st) | Dexter Davis, CB (1st) | Lorenzo Bromell, DE (2nd) |
| 1957 Harvey White, QB (1st) John Grijan, G (2nd) Ray Masneri, E (2nd) | 1973 Ken Pengitore, QB (1st) Peanut Martin, DB (1st) Ken Peoples, OT (1st) | William Perry, MG (1st) | Jeb Flesch, OG (2nd) | Raymond White, MG (2nd) |
| 1958 Jim Padgett, T (1st) Ray Masneri, E (2nd) Bill Thomas, C (2nd) Harvey White, B (2nd) | 1974 Willie Anderson, MG (1st) Bennie Cunningham, TE (1st) Jim Ness, DB (1st) Ken Peoples, OT (1st) | Henry Walls, LB (1st) (AP) K.D. Dunn, TE (1st) | John Johnson, OLB (2nd) | 1998 Antwan Edwards, CB (1st) |
| 1959 Gary Barnes, E (1st) Doug Cline, FB (1st) Bill Mathis, HB (1st) Harold Olson, T (1st) Lou Cordileone, T (2nd) Paul Snyder, C (2nd) | 1975 Bennie Cunningham, TE (1st) 1977 Joe Bostic, OG (1st) Jonathan Brooks, DE (1st) Lacy Brumley, OT (1st) Jerry Butler, SE (1st) Steve Fuller, QB (1st) Steve Ryan, DB (1st) Randy Scott, LB (1st) | 1984 Mike Eppley, QB (1st) (AP) Dale Hatcher, P (1st) Donald Igwebuike, PK (1st) William Perry, MG (1st) Steve Reese, OG (1st) Terrance Roulhac, WR (1st) Ronald Watson, DB (1st) | Ed McDaniel, LB (2nd) | Corey Hulse, OG (2nd) |
| 1960 Lowndes Shingler, QB (1st) Dave Lynn, G (2nd) Bill McGuirt, B (2nd) | 1978 Joe Bostic, OG (1st) Jonathan Brooks, DE (1st) Bubba Brown, LB (1st) Lester Brown, TB (1st) Jerry Butler, SE (1st) Steve Fuller, QB (1st) Steve Kenney, OT (1st) Steve Ryan, DB (1st) Randy Scott, LB (1st) Jim Stuckey, DT (1st) | 1985 Steve Berlin, DT (1st) Kenny Flowers, TB (1st) Steve Reese, OG (1st) Jim Riggs, TE (1st) | Robert O'Neal, FS (1st) | Holland Postell, OT (2nd) |
| 1961 Tommy King, E (1st) | 1979 Jeff Bostic, OG (1st) Bubba Brown, LB (1st) Steve Durham, DT (1st) David Sims, P (1st) Jim Stuckey, DT (1st) Rex Varn, DB (1st) | 1986 Jim Riggs, TE (1st) John Phillips, OG (1st) Terrence Flagler, TB (1st) Terence Mack, DE (1st) Michael Dean Perry, DT (1st) Delton Hall, CB (1st) | Ed McDaniel, LB (1st) | Rahim Abdullah, OLB (2nd) |
| 1962 Don Chuy, T (1st) | 1980 Obed Ariri, PK (1st) Perry Tuttle, FLK (1st) | 1987 Terry Allen, TB (1st) Jeff Nunamacher, OT (1st) Tony Stephens, MG (1st) David Treadwell, PK (1st) Michael Dean Perry, DT (1st) John Phillips, OG (1st) Donnell Woolford, CB (1st) | Chester McGlockton, DT (1st) | Adrian Dingle, DE (2nd) |
| 1963 Billy Weaver, G (1st) Pat Crain, FB (1st) Ted Bunton, C (2nd) Lou Fogle, E (2nd) Jack Aaron, T (2nd) | 1981 Dan Benish, DT (1st) Tony Berryhill, C (1st) Jeff Bryant, DT (1st) Jeff Davis, LB (1st) Homer Jordan, QB (1st) Terry Kinard, FS (1st) Perry Tuttle, FLK (1st) | 1988 Jeff Nunamacher, OT (1st) Terry Allen, TB (1st) Mark Drag, MG (1st) Donnell Woolford, CB (1st) Jesse Hatcher, OLB (2nd) (AP) James Lott, FS (2nd) (AP) Chris Gardocki, P (2nd) (AP) Richard McCullough, DT (2nd) (AP) | Robert O'Neal, FS (2nd) | 1999 Robert Carswell, FS (1st) |
| 1965 Butch Sursavage, DE (1st) Johnny Boyette, OT (1st) Bill Hecht, LB (1st) Hugh Mauldin, TB (1st) | 1982 Cliff Austin, TB (1st) Andy Headen, DE (1st) Terry Kinard, FS (1st) Frank Magwood, WR (1st) (AP) Bob Paulling, PK (1st) (AP) William Perry, MG (1st) | 1989 Vance Hammond, DT (1st) Doug Brewster, LB (1st) Stacy Long, OT (1st) Chris Gardocki, PK/P (1st) Levon Kirkland, OLB (1st) (UPI) Doug Brewster, LB (1st) Dexter Davis, CB (2nd) (UPI, AP) Robert O'Neal, FS (1st) (AP) Hank Phillips, C (1st) (UPI) James Lott, FS (1st) Jeb Flesch, OG (2nd) (AP) John Johnson, OLB (2nd) (AP) Otis Moore, DT (1st) (UPI) | Robert O'Neal, FS (2nd) | Terry Jolly, DT (2nd) |
| 1966 Jimmy Addison, QB (1st) Wayne Mass, OT (1st) Harry Olszewski, OG (1st) Wayne Page, DB (1st) Butch Sursavage, DE (1st) | 1983 James Farr, OG (1st) | 1990 Chris Gardocki, PK/P (1st) Eric Harmon, OG (1st) Stacy Long, OT (1st) | Robert O'Neal, FS (2nd) | 2000 Keith Adams, LB (1st) |
| 1967 Jim Catoe, LB (1st) Ronnie Ducworth, DE (1st) Buddy Gore, TB (1st) Frank Liberatore, DB (1st) Wayne Mass, OT (1st) Harry Olszewski, OG (1st) | | | Robert O'Neal, FS (2nd) | Robert Carswell, FS (1st) |
| 1968 Joe Lhotsky, OT (1st) Buddy Gore, TB (1st) Ronnie Ducworth, DE (1st) John Cagle, DT (1st) Jimmy Catoe, LB (1st) | | | Robert O'Neal, FS (2nd) | Terry Jolly, DT (1st) |
| 1969 Charlie Waters, OE (1st) Ray Yauger, TB (1st) | | | Robert O'Neal, FS (2nd) | Alex Ardley, CB (1st) |
| | | | Robert O'Neal, FS (2nd) | Kyle Young, C (1st) |
| | | | Robert O'Neal, FS (2nd) | Travis Zachery, RB (1st) |
| | | | Robert O'Neal, FS (2nd) | Rod Gardner, WR (2nd) |
| | | | Robert O'Neal, FS (2nd) | Will Merritt, OG (2nd) |
| | | | Robert O'Neal, FS (2nd) | 2001 Woodrow Dantzler, QB (1st) |
| | | | Robert O'Neal, FS (2nd) | Will Merritt, OG (2nd) |
| | | | Robert O'Neal, FS (2nd) | Kyle Young, C (2nd) |
| | | | Robert O'Neal, FS (2nd) | Chad Carson, LB (2nd) |
| | | | Robert O'Neal, FS (2nd) | Charles Haffley, DB (2nd) |
| | | | Robert O'Neal, FS (2nd) | 2002 Nick Eason, DT (1st) |
| | | | Robert O'Neal, FS (2nd) | Brian Mance, CB (2nd) |
| | | | Robert O'Neal, FS (2nd) | Bryant McNeal, DE (2nd) |
| | | | Robert O'Neal, FS (2nd) | Justin Miller, DB (2nd) |
| | | | Robert O'Neal, FS (2nd) | 2003 Leroy Hill, LB (1st) |
| | | | Robert O'Neal, FS (2nd) | Derrick Hamilton, WR (2nd) |
| | | | Robert O'Neal, FS (2nd) | Derrick Hamilton, KR (2nd) |
| | | | Robert O'Neal, FS (2nd) | Gregory Walker, OT (2nd) |
| | | | Robert O'Neal, FS (2nd) | Donnell Washington, DT (2nd) |
| | | | Robert O'Neal, FS (2nd) | 2004 Airese Currie, WR (1st) |
| | | | Robert O'Neal, FS (2nd) | Leroy Hill, LB (1st) |
| | | | Robert O'Neal, FS (2nd) | Justin Miller, DB (2nd) |
| | | | Robert O'Neal, FS (2nd) | Justin Miller, KR (2nd) |
| | | | Robert O'Neal, FS (2nd) | 2005 Tye Hill, CB (1st) |
| | | | Robert O'Neal, FS (2nd) | Chansi Stuckey, WR (1st) |
| | | | Robert O'Neal, FS (2nd) | Jad Dean, PK (2nd) |
| | | | Robert O'Neal, FS (2nd) | Roman Fry, OG (2nd) |
| | | | Robert O'Neal, FS (2nd) | Charlie Whitehurst, QB (2nd) |
| | | | Robert O'Neal, FS (2nd) | 2006 Gaines Adams, DE (1st) |
| | | | Robert O'Neal, FS (2nd) | Nathan Bennett, OG (1st) |
| | | | Robert O'Neal, FS (2nd) | James Davis, RB (1st) |
| | | | Robert O'Neal, FS (2nd) | Barry Richardson, OT (1st) |
| | | | Robert O'Neal, FS (2nd) | Chansi Stuckey, WR (1st) |
| | | | Robert O'Neal, FS (2nd) | Dustin Fry, C (2nd) |
| | | | Robert O'Neal, FS (2nd) | C.J. Spiller, RB (2nd) |



Pro Players (All Leagues)

***ABDULLAH, RAHIM**, OLB (1998)
Cleveland Browns, 1999-00
Edmonton Eskimos (CFL), 2002-04
Calgary Stampeders (CFL), 2005-06

***ADAMS, KEITH**, LB (2000)
Dallas Cowboys, 2001-02
Berlin Thunder (NFL-Europe), 2002
Philadelphia Eagles, 2002-05
Miami Dolphins, 2006

ALLEN, TERRY, TB (1989)
Minnesota Vikings, 1991-94
Washington Redskins, 1995-98
New England Patriots, 1999
New Orleans Saints, 2000
Baltimore Ravens, 2001
1996 Pro Bowl; 1996 All-Pro

ARIRI, OBED, PK (1980)
Washington Federals (USFL), 1983
Tampa Bay Buccaneers, 1984
Washington Redskins, 1987

AUSTIN, CLIFF, TB (1982)
New Orleans Saints, 1983-84
Atlanta Falcons, 1984-86
Tampa Bay Buccaneers, 1987

BALDWIN, BOB, B (1964)
Baltimore Colts, 1966-67

BARBER, MIKE, LB (1994)
Seattle Seahawks, 1995-97
Indianapolis Colts, 1998-99
New York/New Jersey Hitmen (XFL), 2001

BARNES, GARY, OE (1961)
Green Bay Packers, 1962-63
Dallas Cowboys, 1963
Chicago Bears, 1964
Atlanta Falcons, 1966-67
First player signed and to score points for Atlanta; 1962 NFL World Champion

BENISH, DAN, DT (1982)
Atlanta Falcons, 1983-86
Washington Redskins, 1987-88
1987 Super Bowl Champion

***BENNETT, CHARLES**, DE (2005)
Tampa Bay Buccaneers, 2006

BOSTIC, JEFF, C (1979)
Washington Redskins, 1980-93
1982, 87, 91 Super Bowl Champion;
1983 Pro Bowl

BOSTIC, JOE, OG (1978)
Saint Louis Cardinals, 1979-88
1979 All-Rookie Team

BOYER, SHELTON, WR (1985)
Miami Dolphins, 1987 (replacement player)

BREWSTER, DOUG, LB (1990)
Saskatchewan Roughriders (CFL), 1991
Winnipeg Blue Bombers (CFL), 1993

BROMELL, LORENZO, DE (1997)
Miami Dolphins, 1998-01
Minnesota Vikings, 2002
Oakland Raiders, 2003
New York Giants, 2004
1998 NFL All-Rookie Team

BROOKS, JONATHAN, LB (1978)
Detroit Lions, 1979
Atlanta Falcons, 1980
Philadelphia Stars (USFL), 1983-84
1984 USFL Champions

BROWN, LESTER, TB (1979)
Saskatchewan Roughriders (CFL), 1980-81
Montreal Concordes (CFL), 1983
Toronto Argonauts (CFL), 1984-85
Winnipeg Blue Bombers (CFL), 1986

BRYANT, JEFF, DT (1981)
Seattle Seahawks, 1982-93
First Round Draft Choice, sixth player chosen, 1982

BUCKNER, BRENTSON, DT (1993)
Pittsburgh Steelers, 1994-96
Played in 1996, 03 Super Bowls
Kansas City Chiefs, 1997

Cincinnati Bengals, 1997
San Francisco 49ers, 1998-00
Carolina Panthers, 2001-05

BUNDREN, JIM, C (1997)
New York Jets, 1998
Cleveland Browns, 1999-00
Miami Dolphins, 2002

BUTLER, JERRY, WR (1978)
Buffalo Bills, 1979-87
AFC Offensive Rookie-of-the-Year by UPI/Sporting News; First Round Draft Choice, fifth player chosen, 1979

CAGLE, JOHN, DT/LB/G (1968)
Boston Patriots, 1969

CALLICUTT, KEN, TB (1977)
Detroit Lions, 1978-82

CAMERON, DeCHANE, QB (1991)
Edmonton Eskimos (CFL), 1992

CARSWELL, ROBERT, DB (2000)
San Diego Chargers, 2001-02

CHILDRESS, O.J., LB (1998)
New York Giants, 1999
Amsterdam Admirals (NFL-Europe), 2000
Carolina Panthers, 2000

CHUY, DON, OG (1962)
Los Angeles Rams, 1963-68
Philadelphia Eagles, 1969

CIURCIU, VINCE, LB (1999)
Carolina Panthers, 2003-06

CLARK, BRIAN, OG (1981)
Denver Broncos, 1982 (taxi squad)

CLARK, DWIGHT, WR (1978)
San Francisco 49ers, 1979-87
Led NFC in Receiving, 1981, 82; 1981 and 1984 Super Bowl Champion;
1982, 83 NFL Pro Bowl; 1982 NFL MVP

CLINE, DOUG, LB (1959)
Houston Oilers, 1960-66
San Diego Chargers, 1966

COLEY, JAMES, TE (1988)
Chicago Bears, 1990-91, 1992
Indianapolis Colts, 1991

CONE, FRED, B/PK (1950)
Green Bay Packers, 1951-57
Dallas Cowboys, 1960
1955 NFL Field Goal leader

COOPER, GARY, WR (1989)
Montreal Machine (WLAFL), 1991

CORDILEONE, LOU, DE/DT/OG (1959)
New York Giants, 1960
San Francisco 49ers, 1961
Los Angeles Rams, 1962
Pittsburgh Steelers, 1962-63
New Orleans Saints, 1967-68
First Round Draft Choice, 1959

CROSBY, ROSCOE, WR (2003)
Indianapolis Colts, 2005

CRUTCHFIELD, DARREL, DB (2000)
Philadelphia Eagles, 2001
Edmonton Eskimos (CFL), 2003-04
Montreal Alouettes (CFL), 2006

CUNNINGHAM, BENNIE, TE (1975)
Pittsburgh Steelers, 1976-83, 85
First Round Draft Choice, 28th player chosen, 1976; 1978, 1979 Super Bowl Champion

***CURRIE, AIRESE**, WR (2004)
Chicago Bears, 2005-06

DAIGNEAULT, DOUG, B (1959)
Ottawa Roughriders (CFL), 1960-63
Winnipeg Blue Bombers (CFL), 1964-65

DANFORTH, KENNY, SS (1985)
Los Angeles Raiders, 1987 (replacement player)

DANTZLER, WOODROW, QB (2001)
Dallas Cowboys, 2002
Atlanta Falcons, 2003
Frankfurt Galaxy, 2005 (NFL-Europe)

DAVIS, BILLY, LB (1983)
Saint Louis Cardinals, 1984

DAVIS, DEXTER, CB (1990)
Phoenix Cardinals, 1991-92
Los Angeles Rams, 1993-95

DAVIS, JEFF, LB (1981)
Tampa Bay Buccaneers, 1982-87
Captain of Tampa Bay, 1984-87

DAVIS, TY, CB (1984)
New York Giants, 1985-86 (Injured reserve entire 1986 season with Super Bowl Champions)
Detroit Lions, 1987

***DAWKINS, BRIAN**, SS (1995)
Philadelphia Eagles, 1996-06
1996 All-Rookie; 1999-01, 02, 04, 05, 06 Pro Bowl; 2001, 02, 04, 06 All-Pro

DIGGS, BUBBA, TE (1981)
Washington Federals (USFL), 1983

DINGLE, ADRIAN, DE (1998)
San Diego Chargers, 1999-04

DOLCE, CHRIS, OG (1979)
Washington Federals (USFL), 1983

***DOWNER, COLE**, TE (2005)
Amsterdam Admirals (NFL-Europe), 2006

DRIVER, STACY, TB (1985)
Cleveland Browns, 1987 (replacement player)

DUKES, MIKE, LB (1958)
Houston Oilers, 1960-63
Boston Patriots, 1964-65
New York Jets, 1965

DUNN, K.D., TE (1984)
Tampa Bay Buccaneers, 1985
Washington Redskins, 1987
New York Jets, 1988
Montreal Machine (WLAFL), 1991

DURHAM, STEVE, DE (1980)
Baltimore Colts, 1982

***EASON, NICK**, DT (2002)
Denver Broncos, 2003
Scottish Claymores (NFL-Europe), 2003
Cleveland Browns, 2004-06

EDWARDS, ANTWAN, CB (1998)
Green Bay Packers, 1999-03
Miami Dolphins, 2004
Atlanta Falcons, 2005
First-round draft pick, 1999

EPPE, ROY, DB (1977)
Tampa Bay Bandits (USFL), 1983
Arizona Wranglers (USFL), 1984

EVANS, LEOMONT, FS (1995)
Washington Redskins, 1996-99
Los Angeles Xtreme (XFL), 2001

FARR, JAMES, OG (1983)
Washington Federals (USFL), 1984
Orlando Renegades (USFL), 1985

FLAGLER, TERENCE, TB (1986)
San Francisco 49ers, 1987-89
Dallas Cowboys, 1990
Phoenix Cardinals, 1990-91
First Round Draft Choice, 25th player chosen, 1987; 1988 and 1989 Super Bowl Champion

FLOWERS, KENNY, TB (1986)
Atlanta Falcons, 1987-1989

FRITTS, GEORGE, OT (1941)
Philadelphia Eagles, 1945

***FUDGE, JAMAAL**, S (2005)
Jacksonville Jaguars, 2006

FULLER, STEVE, QB (1978)
Kansas City Chiefs, 1979-83
Los Angeles Rams, 1983
Chicago Bears, 1984-87
San Diego Chargers, 1988
First-Round Draft Choice, 23rd player chosen, 1979; 1985 Super Bowl Champion


GAGE, BOBBY, TB (1948)
Pittsburgh Steelers, 1949-50
First-round draft pick, sixth player chosen, 1948

GAMBLE, JASON, C (1998)
Scottish Claymores (NFL-Europe), 2000
Orlando Rage (XFL), 2001

***GARDNER, ROD**, WR (2000)
Washington Redskins, 2001-04
Carolina Panthers, 2005
Green Bay Packers, 2005
Kansas City Chiefs, 2006
First Round Draft Choice, 2001


***GARDOCKI, CHRIS**, P/PK (1990)
Chicago Bears, 1991-94
Indianapolis Colts, 1995-98
Cleveland Browns, 1999-03
Pittsburgh Steelers, 2004-06
1996 Pro Bowl
2005 Super Bowl Champion

GETER, ERIC, DB (1992)
Las Vegas Posse (CFL), 1994



Safety Jamaal Fudge played for the Jacksonville Jaguars, his hometown team, in 2006 after starring at Clemson from 2002-05.

Pro Players (All Leagues)



Terry Kinard was the #10 pick of the 1983 NFL draft. He later played on the 1986 New York Giant Super Bowl Championship team.

***GREENE, NEALON, QB (1997)**
Toronto Argonauts (CFL), 1998-01
Saskatchewan Roughriders (CFL), 2002-05
Montreal Alouettes (CFL), 2006

GRIFFIN, STEVE, TB (1986)
Atlanta Falcons, 1987

***HALL, BEN, TE (2004)**
Arizona Cardinals, 2005
Amsterdam Admirals (NFL-Europe), 2006,07

HALL, DELTON, CB (1986)
Pittsburgh Steelers, 1987-91
San Diego Chargers, 1992,93
1987 All-Rookie Team

HALL, HOLLIS, DB (1981)
Arizona Wranglers (USFL), 1983
Houston Gamblers (USFL), 1984

HALL, LAMONT, TE (1997)
Rhein Fire (NFL-Europe), 1999
Green Bay Packers, 1999
New Orleans Saints, 2000-05

***HAMILTON, DERRICK, DT (2003)**
San Francisco 49ers, 2004-06

HAMMOND, VANCE, DT (1990)
Sacramento Goldminers (CFL), 1994

HARRELL, RICKY, C (1972)
New York Jets, 1973

HARRIS, RUDY, FB (1992)
Tampa Bay Buccaneers, 1993,94

HATCHER, DALE, P (1984)
Los Angeles Rams, 1985-89, 91
Miami Dolphins, 1993
1985 All-Pro, 1985 All-Rookie, 1985 Pro Bowl; First Kicker Chosen in 1985 Draft

HAYES, RUDY, LB (1958)
Pittsburgh Steelers, 1959,60,62

HEADEN, ANDY, LB (1982)
New York Giants, 1983-88
1986 Super Bowl Champion

HEFNER, LARRY, LB (1971)
Green Bay Packers, 1972-75

HENDERSON, JEROME, CB (1990)
New England Patriots, 1991-93, 96
Buffalo Bills, 1993,94
Philadelphia Eagles, 1995
New York Jets, 1997,98
Played in 1994 and 1996 Super Bowl

HENDLEY, DICK, QB (1950)
Pittsburgh Steelers, 1951

HENRY, WILLIAM, OT (2003)
Frankfurt Galaxy (NFL-Europe), 2005
Seattle Seahawks, 2005

***HILL, LEROY, LB (2004)**
Seattle Seahawks, 2005,06

***HILL, TYE, CB (2005)**
Saint Louis Rams, 2006
First-Round Draft Choice, 2006; All-Rookie Team, 2006

HORNE, TONY, WR (1997)
Saint Louis Rams, 1998-00
1999 Super Bowl Champion; NFL Kick-off Return Champion, 1999

HUDSON, BILL, DT (1956)
Montreal Alouettes (CFL), 1957-60
San Diego Chargers, 1961,62
Boston Patriots, 1963
1962 Pro Bowl

HUDSON, BOB, DE/LB/DB (1950)
New York Giants, 1951,52
Philadelphia Eagles, 1953-55,57,58
Washington Redskins, 1959
Dallas Texans, 1960
Denver Broncos, 1960,61

***HULSEY, COREY, OG (1998)**
Buffalo Bills, 2001
Oakland Raiders, 2003-06

IGWEBUIKE, DONALD, PK (1984)
Tampa Bay Buccaneers, 1985-89
Minnesota Vikings, 1990
Baltimore (CFL), 1994

INABINET, CLARENCE, OG (1935)
Rochester Tigers, 1936

***JACKSON, STEVEN, FB (2005)**
Carolina Panthers, 2006

***JAMISON, BRANDON, LB (2002)**
Atlanta Falcons, 2005
Carolina Panthers, 2006

JAMISON, VONTRELL, DE (2004)
Dallas Cowboys, 2005

JENKINS, RALPH, C (1946)
Pittsburgh Steelers, 1947

JENNINGS, KEITH, WR (1988)
Dallas Cowboys, 1989
Montreal Machine (WLAFL), 1991
Chicago Bears, 1991-97
Las Vegas Outlaws (XFL), 2001

JOHNSON, JOHN, OLB (1990)
San Francisco 49ers, 1991-93
Cincinnati Bengals, 1994
New Orleans Saints, 1995

JOHNSON, TRACY, FB (1988)
Houston Oilers, 1989
Atlanta Falcons, 1990,91
Seattle Seahawks, 1992-95
Tampa Bay Buccaneers, 1996

JOLLY, TERRY, DT (2000)
Barcelona Dragons (NFL-Europe), 2002

JONES, CHRIS, LB (1998)
Barcelona Dragons (NFL-Europe), 2000

JORDAN, HOMER, QB (1982)
Saskatchewan Roughriders (CFL), 1983-85
Ottawa Roughriders (CFL), 1985
Winnipeg Blue Bombers (CFL), 1986
Cleveland Browns, 1987 (replacement player)

KENNEY, STEVE, OT (1978)
Philadelphia Eagles, 1979-86
Detroit Lions, 1986,87
1980 Super Bowl participant

KINARD, TERRY, DB (1982)
New York Giants, 1983-89
Houston Oilers, 1990
First Round Draft Choice, 10th player chosen, 1983; 1983 All-Rookie Team; 1986 Super Bowl Champion; 1988 Pro Bowl

KIRKLAND, LEVON, OLB (1991)
Pittsburgh Steelers, 1992-00
Seattle Seahawks, 2001
Philadelphia Eagles, 2002
Played in 1996 Super Bowl; 1996,97 Pro

Bowl; 1996,97 All-Pro; NFL All-Decade Team (1990s)

LATIMER, AL, DB (1978)
Philadelphia Eagles, 1979
San Francisco 49ers, 1980
Winnipeg Blue Bombers (CFL), 1981
Detroit Lions, 1982-84

***LEAKE, JOHN, LB (2003)**
Atlanta Falcons, 2005,06
Green Bay Packers, 2005

MACK, KEVIN, RB (1983)
Los Angeles Express (USFL), 1984
Cleveland Browns, 1985-93
1985, 1987 Pro Bowl; 1985 All-Rookie Team

MACK, TERENCE, DE (1986)
Saint Louis Cardinals, 1987

MANCE, BRIAN, CB (2002)
Amsterdam Admirals (NFL-Europe), 2004

MASS, WAYNE, T (1967)
Chicago Bears, 1968-70
Miami Dolphins, 1971
New England Patriots, 1972
Philadelphia Eagles, 1972

MATHEWS, RAY, End (1950)
Pittsburgh Steelers, 1951-59
Dallas Cowboys, 1960
Calgary Stampeders (CFL), 1961
1952, 1953, 1955 NFL Pro Bowl

MATHIS, BILL, RB (1959)
New York Titans, 1960-62
New York Jets, 1963-69
1968 Super Bowl Champion; 1961 All-Pro; 1961, 1963 AFL Pro Bowl

McCALL, JEFF, FB/TE (1982)
Los Angeles Raiders, 1983 (taxi squad)

McCANLESS, JIM, OG (1958)
Houston Oilers, 1960

***McCLEON, DEXTER, CB (1996)**
Saint Louis Rams, 1997-02
Kansas City Chiefs, 2003-05
Houston Texans, 2006
1999 Super Bowl Champion

McCULLOUGH, RICHARD, DT (1988)
Denver Broncos, 1989,90

McDANIEL, ED, ILB (1991)
Minnesota Vikings, 1992-01
1998 Pro Bowl

McFADDEN, BANKS, B (1939)
Brooklyn Dodgers, 1940

McGLOCKTON, CHESTER, DT (1991)
Oakland Raiders, 1992-97
Kansas City Chiefs, 1998-00
Denver Broncos, 2001,02
New York Jets, 2003
1994-96 All-Pro; 1994-97 Pro Bowl

McKENZIE, DAMONTE, DT (1998)
Dallas Cowboys, 2000
Rhein Fire (NFL-Europe), 2002
Amsterdam Admirals (NFL-Europe), 2003

McMAKIN, JOHN, TE (1971)
Pittsburgh Steelers, 1972-74
Detroit Lions, 1975
Seattle Seahawks, 1976
1974 Super Bowl Champion

***McNEAL, BRYANT, DE (2002)**
Denver Broncos, 2003,04
Seattle Seahawks, 2005
Oakland Raiders, 2006

McSWAIN, CHUCK, RB (1982)
Dallas Cowboys, 1983,84
New England Patriots, 1987

McSWAIN, ROD, DB (1983)
New England Patriots, 1984-90
Played in 1986 Super Bowl

***MILLER, JUSTIN, CB (2004)**
New York Jets, 2005,06
2006 Pro Bowl

MILTON, ELDRIDGE, LB (1985)
Chicago Bears, 1987

MOORE, OTIS, DT (1989)
Birmingham Fire (WLAFL), 1991,92

MORGAN, DWAYNE, OT (1995)
Toronto Argonauts (CFL), 1998,99,02
Atlanta Falcons, 2003

MULLIGAN, WAYNE, C (1969)
Saint Louis Cardinals, 1969-73
New York Jets, 1974,75

OLSON, HAROLD, OT (1959)
Buffalo Bills, 1960-62
Denver Broncos, 1963,64
1962 All-Pro

OLSZEWSKI, HARRY, OG (1967)
Montreal Alouettes (CFL), 1969,70

O'NEAL ROBERT, FS (1992)
Indianapolis Colts, 1993-95
Amsterdam (World League), 1996,97

PAGLIEI, JOE, B (1955)
Calgary Stampeders (CFL), 1956
Philadelphia Eagles, 1959
New York Titans, 1960

PATTON, BOB, OT (1951)
New York Giants, 1952

PEEPLER, KEN, OG (1974)
Winnipeg Blue Bombers (CFL), 1975

PERRY, MICHAEL DEAN, DT (1987)
Cleveland Browns, 1988-94
Denver Broncos, 1995-97
Kansas City Chiefs, 1997
1988 All-Rookie Team; 1989-91, 1993 All-Pro; 1989-91, 1993,94,96 Pro Bowl

PERRY, WILLIAM, MG-FB (1984)
Chicago Bears, 1985-1992
Philadelphia Eagles, 1993,94
1985 Super Bowl Champion; 1985 All-Rookie Team; First Round Draft Choice, 22nd player chosen, 1985
London Monarchs, 1996

PLEASANT, REGGIE, CB (1984)
Atlanta Falcons, 1985
Tampa Bay Buccaneers, 1986
Toronto Argonauts (CFL), 1987-94
Edmonton Eskimos (CFL), 1996,97
1988 All-CFL; 1988-91 All-Division; 1991 Grey Cup Champion; All-time interception record Toronto Argonauts

POOLE, BOB, End (1963)
San Francisco 49ers, 1964,65
Houston Oilers, 1966,67



Pro Players (All Leagues)

POTTS, ROBERT, T (1919)
Frankford Yellow Jackets, 1926
NFL World Champion, 1926

PRIESTER, RAYMOND, RB (1997)
Tennessee Oilers, 1998

***PRYCE, TREVOR, DT** (1996)
Denver Broncos, 1997-05
Baltimore Ravens, 2006
First-Round Draft Choice, 28th player chosen, 1997; 1997,98 Super Bowl Champion; 1999-02 Pro Bowl

REESE, ARCHIE, DE (1977)
San Francisco 49ers, 1978-81
1981 Super Bowl Champion
Los Angeles Raiders, 1982,83
1983 Super Bowl Champion
Pittsburgh Maulers (USFL), 1984

REEVES, MARION, TB (1973)
Philadelphia Eagles, 1974
Winnipeg Blue Bombers (CFL), 1975,76

REMBERT, JOHNNY, LB (1982)
New England Patriots, 1983-92
1988 All-Pro; 1988 Pro Bowl

RIGGS, JIM, TE (1986)
Cincinnati Bengals, 1987-92
Washington Redskins, 1993

ROBINSON, JAMES, DT (1983)
Los Angeles Express (USFL), 1984,85

ROME, STAN, WR (1975)
Kansas City Chiefs, 1979-82
Washington Redskins (USFL), 1983

ROUNTREE, GLENN, G (1997)
Carolina Panthers, 1998
Denver Broncos, 1999
Barcelona Dragons (NFL Europe), 2000
Memphis Maniax (XFL), 2001

ROUSE, WARDELL, OLB (1994)
Tampa Bay Buccaneers, 1995,96
Rhein Fire (NFL-Europe), 1998

RYANS, LARRY, WR (1992)
Detroit Lions, 1993
Tampa Bay Buccaneers, 1996
Rhein Fire (NFL Europe), 1998,99
Los Angeles Xtreme (XFL), 2001

SAPP, PATRICK, OLB (1995)
San Diego Chargers, 1996,97
Arizona Cardinals, 1998,99
Memphis Maniax (XFL), 2001

SAUVE, JEFF, PK (1995)
Rhein Fire (NFL Europe), 1999

SCOTT, JIM, DL (1983)
Orlando Renegades (USFL), 1985

SCOTT, RANDY, LB (1978)

Winnipeg Blue Bombers (CFL), 1980
Calgary Stampeders (CFL), 1980

SHEPPARD, ASHLEY, OLB (1992)
Minnesota Vikings, 1993-95
Jacksonville Jaguars, 1995
Los Angeles Rams, 1995

SIMMONS, ANTHONY, LB (1997)
Seattle Seahawks, 1998-04
First Round Draft Choice, 15th player chosen, 1998

SIMMONS, WAYNE, OLB (1992)
Green Bay Packers, 1993-96
Kansas City Chiefs, 1997,98
1993 All-Rookie Team; 1996 Super Bowl Champion

SIMS, MARVIN, FB (1979)
Baltimore Colts, 1980,81

SMITH, AKIL, OT (2001)
Washington Redskins, 2002
Barcelona Dragons (NFL-Europe), 2003

SMITH, EMORY, FB (1995)
Scottish Claymores (NFL Europe), 1999

SMITH, RICHARD, DB (1988)
Raleigh-Durham Skyhawks (WLAFL), 1991

SMITH, RONNIE, LB (1977)
Saskatchewan Roughriders (CFL), 1980

STEPHENS, DARNELL, OLB (1995)
Tampa Bay Buccaneers, 1995,96

STUCKEY, JIM, DT (1979)
San Francisco 49ers, 1980-86
New York Jets, 1986
San Diego Chargers, 1987
First Round Draft Pick, 20th player chosen, 1980; 1981 and 1984 Super Bowl Champion

SWIFT, BOB, FB/C/G (1963)
British Columbia Lions (CFL), 1964,65
Toronto Argonauts (CFL), 1966-70
Winnipeg Blue Bombers (CFL), 1971-78
1972,74 All-Pro

TESTERMAN, DON, RB (1975)
Seattle Seahawks, 1976-78
Washington Redskins, 1979
Miami Dolphins, 1980

THOMAS, DOUG, WR (1990)
Seattle Seahawks, 1991-93

THOMAS, RODNEY, LB (2002)
Amsterdam Admirals (NFL-Europe), 2004

THOMPSON, DAVE, C/OG/T (1970)
Detroit Lions, 1971-73
New Orleans Saints, 1974,75

THORSLAND, OSCAR, End (1962)
Ottawa Roughriders (CFL), 1963

TIMMONS, CHARLIE, B (1941)
Brooklyn Dodgers, 1946

TINSLEY, SID, TB (1944)
Pittsburgh Steelers, 1945

TRAPP, JAMES, DB (1992)
Oakland Raiders, 1993-98
Baltimore Ravens, 1999-02
Jacksonville Jaguars, 2003
2000 Super Bowl Champion

TREADWELL, DAVID, PK (1987)
Denver Broncos, 1989-92
New York Giants, 1993,94
1989 Pro Bowl; 1989 All-Rookie Team

TRIPLETT, DANNY, LB (1982)
Washington Redskins (USFL), 1984

TUTEN, RICH, DL (1978)
Ottawa Roughriders (CFL), 1980

TUTTLE, PERRY, WR (1981)
Buffalo Bills, 1982,83
First Round Draft Choice, 1982
Tampa Bay Buccaneers, 1984
Atlanta Falcons, 1984
Winnipeg Blue Bombers (CFL), 1986-91
1987 All-CFL; 1990 Grey Cup Champion; Inducted into Winnipeg Blue Bombers Hall of Fame 1997

VAUGHN, KHALEED, DE (2003)
Atlanta Falcons, 2004
Carolina Panthers, 2005

WALKER, GREGORY, OG (2003)
New York Giants, 2004

WALLS, HENRY, LB (1985)
New York Jets, 1987 (replacement player)
Montreal Machine (WLAFL), 1991

WALTERS, JOEY, WR/DB (1976)
Winnipeg Blue Bombers (CFL), 1977
Saskatchewan Roughriders (CFL), 1977,78,80-82
British Columbia Lions (CFL), 1979
Washington Redskins (USFL), 1983,84
Orlando Renegades (USFL), 1985
Houston Oilers, 1987
1982 All-CFL; Set CFL receiving record, 1982

WASHINGTON, DONNELL, DT (2003)
Green Bay Packers, 2004,05

WASHINGTON, JAY, RB (1973)
Winnipeg Bombers (CFL), 1974-79
Saskatchewan Roughriders (CFL), 1980
CFL Rushing Leader, 1976

WATERS, CHARLIE, CB (1969)
Dallas Cowboys, 1970-78,80,81
1971 and 1977 Super Bowl Champion; 1977, 1978 All-Pro; 1976-78 Pro Bowl; Selected to All-Time Cowboys team

WELLS, JOEL, B (1956)
Montreal Alouettes (CFL), 1957-60
New York Giants, 1961

WHITE, HARVEY, QB (1959)
Boston Patriots, 1960
First player ever signed by Patriots

***WHITEHURST, CHARLIE, QB** (2005)
San Diego Chargers, 2006

WHITLEY, CURTIS, C (1991)
San Diego Chargers, 1992-94
Played in 1995 Super Bowl
Carolina Panthers, 1995,96
1995 All-Pro by **Sports Illustrated**
Oakland Raiders, 1997

WILLIAMS, BRETT, DE (1996)
Seattle Seahawks, 1998

WILLIAMS, KEITH, LB (1986)
Los Angeles Raiders, 1987 (replacement player)

WILLIAMS, PERRY, CB (1986)
New England Patriots, 1987 (replacement player)

WILLIAMS, RAY, WR (1986)
Cleveland Browns, 1987 (replacement player)

WILLIAMS RONALD, RB (1992)
Hamilton Tigercats (CFL), 1997-01
Edmonton Eskimos (CFL), 2002

WITHERSPOON, DERRICK, RB (1993)

Shreveport Pirates, 1994
Philadelphia Eagles, 1995-97

WITHERSPOON, TERRY, FB (2000)
Dallas Cowboys, 2001

WOOLFORD, DONNELL, CB (1988)
Chicago Bears, 1989-96
Pittsburgh Steelers, 1997
Carolina Panthers, 1998
1993 Pro Bowl

WORTHY, FRED, End (1983 track)
Oakland Invaders (USFL), 1984

***YOUNGBLOOD, KEVIN, WR** (2003)
Atlanta Falcons, 2004-06

* - active; Note: Super Bowl years are seasons, not year played; includes outdoor football only; includes practice squad players.

Most NFL Games


| Player | Years | Seasons | GP |
|-----------------------|----------------|-----------|------------|
| Chris Gardocki | 1991-06 | 16 | 244 |
| Jeff Bostic | 1980-93 | 14 | 184 |
| Chester McGlockton | 1992-03 | 12 | 179 |
| Levon Kirkland | 1992-02 | 11 | 176 |
| Jeff Bryant | 1982-93 | 12 | 175 |
| Brentson Buckner | 1994-05 | 12 | 174 |
| Charlie Waters | 1970-82 | 11 | 160 |
| Brian Dawkins | 1996-06 | 11 | 157 |
| James Trapp | 1993-03 | 11 | 149 |
| Michael Dean Perry | 1988-97 | 10 | 148 |
| Dexter McCleon | 1997-06 | 10 | 148 |
| William Perry | 1986-95 | 10 | 138 |
| Bill Mathis | 1960-69 | 10 | 137 |
| Trevor Pryce | 1997-06 | 10 | 137 |
| Dwight Clark | 1979-87 | 9 | 134 |
| Joe Bostic | 1979-88 | 10 | 132 |
| Terry Allen | 1991-01 | 10 | 130 |
| Johnny Rembert | 1983-92 | 10 | 126 |
| Donnell Woolford | 1989-97 | 9 | 126 |
| Ed McDaniel | 1992-01 | 10 | 125 |
| Terry Kinard | 1983-90 | 8 | 121 |
| Tracy Johnson | 1989-96 | 8 | 121 |

Note: Years are total seasons played at least one game; years lost to injury don't count; **bold** denotes active player.

Most NFL Seasons

| Player | Years | GP | Seasons |
|-----------------------|----------------|------------|-----------|
| Chris Gardocki | 1991-06 | 244 | 16 |
| Jeff Bostic | 1980-93 | 184 | 14 |
| Jeff Bryant | 1982-93 | 175 | 12 |
| Chester McGlockton | 1992-03 | 179 | 12 |
| Brentson Buckner | 1994-05 | 174 | 12 |
| Charlie Waters | 1970-82 | 160 | 11 |
| Levon Kirkland | 1992-02 | 176 | 11 |
| James Trapp | 1993-03 | 149 | 11 |
| Brian Dawkins | 1996-06 | 157 | 11 |
| Ray Mathews | 1951-60 | 114 | 10 |
| Bob Hudson | 1951-61 | 106 | 10 |
| Bill Mathis | 1960-69 | 137 | 10 |
| Bennie Cunningham | 1975-85 | 118 | 10 |
| Joe Bostic | 1979-88 | 132 | 10 |
| Johnny Rembert | 1983-92 | 126 | 10 |
| William Perry | 1986-95 | 138 | 10 |
| Michael Dean Perry | 1988-97 | 148 | 10 |
| Terry Allen | 1991-02 | 130 | 10 |
| Ed McDaniel | 1992-01 | 125 | 10 |
| Trevor Pryce | 1997-06 | 137 | 10 |
| Dexter McCleon | 1997-06 | 148 | 10 |

Note: Years are total seasons played at least one game; years lost to injury don't count; **bold** denotes active player.



Johnny Rembert was an All-Pro selection in the 1988 season.

NFL Alumni Honors



NFL All-Decade Team

1990s - Levon Kirkland, LB, Steelers

NFL Player-of-the-Year

1982 - ^Dwight Clark, WR, 49ers

AFC Rookie-of-the-Year

1979 - *Jerry Butler, WR, Bills

All-Rookie Team

1979 - Jerry Butler, WR, Bills
Joe Bostic, OG, Cardinals
1980 - Jim Stuckey, DT, 49ers
1982 - Jeff Bryant, DT, Seahawks
1983 - Terry Kinard, FS, Giants
1985 - Kevin Mack, RB, Browns
William Perry, MG/FB, Bears
Dale Hatcher, P, Rams
1987 - Delton Hall, CB, Steelers
1988 - Michael Dean Perry, DT, Browns
1989 - David Treadwell, PK, Broncos
1993 - Wayne Simmons, OLB, Packers
1996 - Brian Dawkins, SS, Eagles
1998 - Lorenzo Bromell, DE, Dolphins
2001 - Rod Gardner, WR, Redskins
2006 - Tye Hill, CB, Rams

All-Pro Selections

1952 - Ray Mathews, RB, Steelers
1961 - Bill Mathis, FB, Jets
1962 - Harold Olson, T, Bills
1977 - Charlie Waters, DB, Cowboys
1978 - Charlie Waters, DB, Cowboys
1981 - Dwight Clark, WR, 49ers
1982 - Dwight Clark, WR, 49ers

1983 - Jeff Bostic, C, Redskins
1985 - Dale Hatcher, P, Rams
1988 - ^Johnny Rembert, LB, Patriots
1989 - Michael Dean Perry, DT, Browns
David Treadwell, PK, Broncos
1990 - Michael Dean Perry, DT, Browns
1991 - Michael Dean Perry, DT, Browns
1992 - Michael Dean Perry, DT, Browns
1993 - Michael Dean Perry, DT, Browns
1994 - Michael Dean Perry, DT, Browns
Chester McGlockton, DT, Raiders
Terry Allen, RB, Vikings
1995 - Chester McGlockton, DT, Raiders
^Curtis Whitley, C, Panthers
1996 - Chester McGlockton, DT, Raiders
Chris Gardocki, P, Colts
Terry Allen, TB, Redskins
Levon Kirkland, LB, Steelers
Michael Dean Perry, DT, Broncos
1997 - Levon Kirkland, LB, Steelers
1999 - Trevor Pryce, DT, Broncos
Tony Horne, KR, Rams
2000 - Trevor Pryce, DT, Broncos
2001 - Brian Dawkins, DB, Eagles
2002 - Brian Dawkins, DB, Eagles
2004 - Brian Dawkins, DB, Eagles
2006 - Brian Dawkins, DB, Eagles

Pro Bowl Selections

1952 - Ray Mathews, HB, Steelers
1953 - Ray Mathews, HB, Steelers
1955 - Ray Mathews, HB, Steelers
1961 - Bill Mathis, RB, Jets
1962 - Bill Hudson, DT, Chargers
1963 - Bill Mathis, RB, Jets

1976 - Charlie Waters, DB, Cowboys
1977 - Charlie Waters, DB, Cowboys
1978 - Charlie Waters, DB, Cowboys
1980 - Jerry Butler, WR, Bills
1982 - Dwight Clark, WR, 49ers
1983 - Dwight Clark, WR, 49ers
Jeff Bostic, C, Redskins
1985 - Kevin Mack, RB, Browns
Dale Hatcher, P, Rams
1987 - Kevin Mack, RB, Browns
1988 - Johnny Rembert, LB, Patriots
Terry Kinard, FS, Giants
1989 - Michael Dean Perry, DT, Browns
David Treadwell, PK, Broncos
Johnny Rembert, LB, Patriots
1990 - Michael Dean Perry, DT, Browns
1991 - Michael Dean Perry, DT, Browns
1993 - Michael Dean Perry, DT, Browns
Donnell Woolford, CB, Bears
1994 - Michael Dean Perry, DT, Browns
Chester McGlockton, DT, Raiders
1995 - Chester McGlockton, DT, Raiders
1996 - Chester McGlockton, DT, Raiders
Michael Dean Perry, DT, Broncos
Levon Kirkland, ILB, Steelers
Chris Gardocki, P, Colts
Terry Allen, TB, Redskins
1997 - Chester McGlockton, MG, Raiders
Levon Kirkland, LB, Steelers
1998 - Ed McDaniel, LB, Vikings
1999 - Brian Dawkins, DB, Eagles
Trevor Pryce, DT, Broncos
2000 - Trevor Pryce, DT, Broncos
2001 - Brian Dawkins, DB, Eagles
Trevor Pryce, DT, Broncos

2002 - Brian Dawkins, DB, Eagles
Trevor Pryce, DT, Broncos
2004 - Brian Dawkins, DB, Eagles
2005 - Brian Dawkins, DB, Eagles
2006 - Brian Dawkins, DB, Eagles
Justin Miller, KR, Jets

Note: By season, not calendar year.

Led League in a Category

1940 - Banks McFadden, Dodgers
NFL in Yards/Rushing Attempt
1955 - Fred Cone, Packers
NFL in Field Goals (16-24)
Ray Mathews, Steelers
NFL Punt Returns for Touchdowns
1981 - Dwight Clark, 49ers
NFC in Receptions
1982 - Dwight Clark, 49ers
NFC in Yardage, NFL in Receptions
1985 - Dale Hatcher, Rams
NFL in Net Punting
1989 - David Treadwell
AFC in Scoring
1996 - Chris Gardocki, Colts
NFL in Net Punting
Terry Allen, Redskins
NFL in Touchdowns
1999 - Tony Horne, Rams
NFL in Kickoff Return Average
2006 - Justin Miller, Jets
NFL in Kickoff Return Average

* - UPI, The Sporting News; ^ - Sports Illustrated

NFL Alumni Games Played & Seasons

| Player, Pos. | GP | Yrs | Rd | Pick | Adrian Dingle, DE | 60 | 5 | 5 | 139 | Tracy Johnson, FB | 121 | 8 | 10 | 271 | Stan Rome, WR | 42 | 4 | FA | |
|------------------------|-----|-----|----|------|----------------------|-----|----|----|-----|------------------------|-----|----|----|-----|-------------------------|-----|----|----|-----|
| Rahim Abdullah, OLB | 29 | 2 | 2 | 45 | Stacy Driver, TB | 2 | 1 | | FA | Steve Kenney, OT | 89 | 7 | | FA | Wardell Rouse, OLB | 16 | 1 | 6 | 179 |
| Keith Adams, LB | 82 | 6 | 7 | 232 | Mike Dukes, LB | 81 | 6 | 14 | 162 | Terry Kinard, DB | 121 | 8 | 1 | 10 | Larry Ryans, WR | 3 | 1 | | FA |
| Terry Allen, TB | 130 | 10 | 9 | 241 | K.D. Dunn, TE | 33 | 5 | 5 | 116 | Levon Kirkland, OLB | 176 | 11 | 2 | 38 | Patrick Sapp, OLB | 64 | 4 | 2 | 50 |
| Obed Ariri, PK | 18 | 2 | 7 | 178 | Steve Durham, DE | 8 | 1 | 6 | 145 | Al Latimer, DB | 40 | 4 | | FA | Ashley Sheppard, OLB | 21 | 3 | 4 | 106 |
| Cliff Austin, RB | 58 | 5 | 3 | 66 | Nick Eason, DT | 30 | 3 | 4 | 114 | John Leake, LB | 25 | 2 | | FA | Anthony Simmons, LB | 87 | 7 | 1 | 15 |
| Bob Baldwin, B | 9 | 1 | | FA | Antwan Edwards, CB | 71 | 7 | 1 | 25 | Kevin Mack, RB | 99 | 9 | | FA | Wayne Simmons, OLB | 90 | 6 | 1 | 15 |
| Mike Barber, LB | 51 | 5 | | FA | Leomont Evans, FS | 59 | 4 | 5 | 138 | Terrence Mack, DE | 5 | 1 | | FA | Marvin Sims, FB | 32 | 2 | 12 | 324 |
| Gary Barnes, OE | 60 | 5 | 3 | 41 | Terrence Flagler, TB | 41 | 5 | 1 | 25 | Wayne Mass, T | 59 | 5 | 4 | 99 | Darnell Stephens, OLB | 14 | 2 | | FA |
| Dan Benish, DT | 55 | 5 | | FA | Kenny Flowers, TB | 16 | 2 | 2 | 31 | Ray Mathews, End | 114 | 10 | 7 | 81 | Jim Stuckey, DT | 93 | 7 | 1 | 20 |
| Charles Bennett, DE | 3 | 1 | 7 | 241 | George Fritts, OT | 10 | 1 | | FA | Bill Mathis, RB | 137 | 10 | 8 | 88 | Don Testerman, RB | 49 | 4 | 10 | 282 |
| Jeff Bostic, C | 184 | 14 | | FA | Jamaal Fudge, DB | 6 | 1 | | FA | Jim McCanless, OG | 1 | 1 | | FA | Doug Thomas, WR | 39 | 3 | 2 | 51 |
| Joe Bostic, OG | 132 | 10 | 3 | 64 | Steve Fuller, QB | 90 | 7 | 1 | 23 | Dexter McCleon, CB | 148 | 10 | 2 | 40 | Dave Thompson, C/OG/T | 56 | 5 | 2 | 30 |
| Lorenzo Bromell, DE | 77 | 7 | 4 | 102 | Bobby Gage, TB | 22 | 2 | 1 | 6 | Richard McCullough, DT | 16 | 2 | 4 | 97 | Charlie Timmons, B | 13 | 1 | 17 | 176 |
| Jonathan Brooks, LB | 20 | 2 | 4 | 92 | Rod Gardner, WR | 91 | 6 | 1 | 15 | Ed McDaniel, ILB | 125 | 10 | 5 | 125 | Sid Tinsley, TB | 9 | 1 | | FA |
| Jeff Bryant, DT | 175 | 12 | 1 | 6 | Chris Gardocki, P/PK | 244 | 16 | 3 | 78 | Banks McFadden, B | 11 | 1 | 1 | 4 | James Trapp, DB | 149 | 11 | 3 | 72 |
| Brentson Buckner, DT | 174 | 12 | 2 | 50 | Steve Griffin, TB | 4 | 1 | | FA | Chester McGlockton | 179 | 12 | 1 | 16 | David Treadwell, PK | 93 | 6 | | FA |
| Jim Bundren, C | 27 | 4 | 7 | 210 | Delton Hall, CB | 76 | 6 | 2 | 38 | John McMakin, TE | 60 | 5 | 3 | 63 | Perry Tuttle, WR | 24 | 3 | 1 | 19 |
| Jerry Butler, WR | 88 | 7 | 1 | 5 | Lamont Hall, TE | 94 | 6 | | FA | Chuck McSwain, RB | 19 | 3 | 5 | 135 | Khaleed Vaughn, DE | 3 | 2 | | FA |
| John Cagle, DT/LB/G | 6 | 1 | 14 | 344 | Derrick Hamilton, WR | 2 | 2 | 3 | 77 | Rod McSwain, DB | 90 | 7 | 3 | 63 | Gregory Walker, OG | 7 | 1 | | FA |
| Ken Callicut, TB | 66 | 5 | | FA | Rick Harrell, C | 4 | 1 | 6 | 155 | Justin Miller, CB | 32 | 2 | 2 | 57 | Henry Walls, LB | 3 | 1 | | FA |
| Robert Carswell, SS | 18 | 2 | 7 | 244 | Rudy Harris, FB | 18 | 2 | 4 | 91 | Eldridge Milton, LB | 3 | 1 | | FA | Joey Walters, WR/DB | 5 | 1 | | FA |
| OJ Childress, LB | 4 | 2 | 7 | 231 | Dale Hatcher, P | 99 | 7 | 3 | 77 | Dwayne Morgan, OT | 3 | 1 | | FA | Charlie Waters, CB | 160 | 11 | 3 | 66 |
| Don Chuy, OG | 82 | 7 | 5 | 67 | Rudy Hayes, LB | 28 | 3 | 20 | 235 | Wayne Mulligan, C | 87 | 7 | 8 | 201 | Joel Wells, B | 14 | 1 | 2 | 18 |
| Dwight Clark, WR | 134 | 9 | 10 | 249 | Andy Headen, LB | 74 | 6 | 8 | 205 | Harold Olson, OT | 70 | 5 | 2 | 13 | Harvey White, QB^ | 9 | 1 | 1 | NA |
| Doug Cline, LB | 95 | 7 | 14 | 168 | Larry Hefner, LB | 34 | 4 | 14 | 346 | Robert O'Neal, FS | 2 | 1 | 6 | 164 | Charlie Whitehurst, QB | 2 | 1 | 3 | 81 |
| James Coley, TE | 23 | 2 | | FA | Jerome Henderson, CB | 98 | 8 | 2 | 41 | Joe Pagliei, B | 18 | 2 | | FA | Curtis Whitley, C | 72 | 6 | 5 | 117 |
| Fred Cone, B/PK | 94 | 8 | 3 | 27 | Dick Hendley, QB | 7 | 1 | 22 | 262 | Bob Patton, OT | 12 | 1 | 5 | 59 | Perry Williams, CB | 3 | 1 | | FA |
| Lou Cordileone, OT | 75 | 6 | 1 | 12 | Leroy Hill, LB | 30 | 2 | 3 | 98 | Michael Dean Perry, DT | 148 | 10 | 2 | 50 | Derrick Witherspoon, RB | 34 | 3 | | FA |
| Darrel Crutchfield, CB | 4 | 1 | | FA | Tye Hill, CB | 16 | 1 | 1 | 15 | William Perry, MG/FB | 138 | 10 | 1 | 22 | Terry Witherspoon, RB | 3 | 1 | | FA |
| Bennie Cunningham, TE | 118 | 10 | 1 | 28 | Tony Horne, WR | 39 | 3 | | FA | Reggie Pleasant, CB | 3 | 1 | 6 | 152 | Donnell Woolford, CB | 126 | 9 | 1 | 11 |
| Airese Currie, WR | 1 | 1 | 5 | 140 | Bill Hudson , DT | 32 | 3 | 3 | 34 | Bob Poole, E | 50 | 4 | 8 | 102 | Kevin Youngblood, WR | 1 | 1 | | FA |
| Woodrow Dantzler, RB | 14 | 2 | | FA | Bob Hudson, DE/LB/DB | 106 | 10 | 12 | 146 | Robert Pitts, T | 16 | 1 | | FA | | | | | |
| Billy Davis, DB | 1 | 1 | | FA | Corey Hulsey, OG | 40 | 6 | | FA | Trevor Pryce, DT | 137 | 10 | 1 | 28 | | | | | |
| Dexter Davis, CB | 59 | 5 | 4 | 86 | Donald Igwebuike, PK | 80 | 6 | 10 | 260 | Archie Reese, DE | 83 | 6 | 5 | 127 | | | | | |
| Jeff Davis, LB | 83 | 6 | 5 | 128 | Ralph Jenkins, C | | 1 | 16 | 138 | Marion Reeves, TB | 14 | 1 | | FA | | | | | |
| Ty Davis, CB | 7 | 1 | | FA | Keith Jennings, WR | 92 | 8 | 5 | 113 | Johnny Rembert, LB | 126 | 10 | 4 | 101 | | | | | |
| Brian Dawkins, SS | 157 | 11 | 2 | 61 | John Johnson, OLB | 46 | 5 | 2 | 53 | Jim Rigas, TE | 82 | 7 | 4 | 103 | | | | | |

^ - one of many first-round AFL selections;
FA - free agent; Note: List includes players
who have appeared in at least one game.

^ - one of many first-round AFL selections;
FA - free agent; Note: List includes players
who have appeared in at least one game.




NFL Draft Picks

| Date | Rd | Pick | Player, Pos. | Team |
|----------|----|------|-----------------------|--------------|
| 12-9-38 | 5 | 40 | Don Willis, B | Giants |
| | 16 | 142 | Gus Goins, E | Cardinals |
| 12-9-39 | 1 | 4 | *Banks McFadden, B | Dodgers |
| | 13 | 120 | Joe Payne, G | Giants |
| | 18 | 161 | Shad Bryant, B | Cardinals |
| 12-22-41 | 5 | 35 | Joe Blalock, E | Lions |
| | 19 | 176 | *Charlie Timmons, B | Redskins |
| 4-8-43 | 20 | 189 | Marion Butler, B | Bears |
| 4-6-45 | 10 | 93 | Billy Poe, B | Bears |
| 1-14-46 | 6 | 43 | Marion Woods, G | Steelers |
| | 15 | 136 | Jim Hough, G | Packers |
| | 29 | 276 | Frank Saunders, T | Packers |
| 12-16-46 | 16 | 138 | *Ralph Jenkins, C | Steelers |
| | 27 | 246 | Tom Salisbury, G | Giants |
| 12-21-48 | 1 | 6 | *Bobby Gage, B | Steelers |
| | 2 | 14 | Bobby Gage, B | Colts (AAFC) |
| | 7 | 71 | Frank Gillespie, G | Eagles |
| 1-18-51 | 3 | 27 | *Fred Cone, B | Packers |
| | 7 | 81 | *Ray Mathews, B | Steelers |
| | 11 | 131 | Wyndie Wyndham, LB | Yanks |
| | 12 | 146 | *Bob Hudson, E | Giants |
| | 22 | 262 | *Dick Hendley, B | Steelers |
| | 25 | 300 | Jackie Calvert, B | Rams |
| 1-12-52 | 5 | 59 | *Bob Patton, T | Giants |
| | 13 | 148 | Billy Hair, B | Packers |
| 1-22-53 | 6 | 66 | Tom Barton, G | Steelers |
| | 10 | 121 | Dreher Gaskins, E | Lions |
| | 18 | 209 | Jim Shirley, B | Bears |
| | 29 | 340 | Earl Wrightenberry, T | Cardinals |
| 1-28-54 | 24 | 285 | Nathan Gressette, T | Eagles |
| 1-27-55 | 16 | 190 | Clyde White, G | Eagles |
| | 21 | 244 | Buck George, B | Redskins |
| | 28 | 334 | Wingo Avery, C | Eagles |
| 1-12-56 | 4 | 43 | B.C. Inabinet, T | Colts |
| | 22 | 254 | Dick Marazza, T | Lions |
| | 25 | 292 | Billy O'Dell, B | Steelers |
| 1-31-57 | 2 | 18 | *Joel Wells, B | Packers |
| | 3 | 34 | *Bill Hudson, T | Cardinals |
| 1-28-58 | 17 | 200 | Bill Thomas, C | Rams |
| | 24 | 280 | Jim Padgett, C | Eagles |
| 1-21-59 | 14 | 158 | Jack Smith, T | Eagles |
| | 14 | 162 | *Mike Dukes, B | 49ers |



Banks McFadden was the #4 overall selection of the 1939 draft. That is tied for the highest selection by a Tiger in the draft, as Gaines Adams tied McFadden when he was taken #4 overall by Tampa Bay in 2007.

| | | | | |
|----------|----|-----|----------------------|----------------|
| | 16 | 192 | Morris Keller, T | Colts |
| | 20 | 230 | Jim Payne, G | Eagles |
| | 20 | 235 | *Rudy Hayes, B | Steelers |
| 1960 | 1 | 12 | *Lou Cordileone, T | Giants |
| | @ | | Lou Cordileone, T | Bills (AFL) |
| | 2 | 13 | *Harold Olson, T | Cardinals |
| | @ | | Harold Olson, T | Bills (AFL) |
| | @ | | *Harvey White, QB | Patriots (AFL) |
| | 8 | 88 | *Bill Mathis, HB | 49ers |
| | @ | | Bill Mathis, HB | Broncos (AFL) |
| | 14 | 168 | *Doug Cline, FB | Giants |
| | @ | | Doug Cline, FB | Oilers (AFL) |
| 12-5-60 | 12 | 156 | Lowndes Shingler, QB | Cowboys |
| | 9 | | Lowndes Shingler, QB | Raiders (AFL) |
| 12-27-60 | 5 | 63 | Ron Osborne, T | Colts |
| | 10 | 134 | Jimmy King, T | Cardinals |
| | 14 | | Jimmy King, T | Oilers (AFL) |
| 12-4-61 | 3 | 41 | *Gary Barnes, E | Packers |
| | 9 | 69 | Gary Barnes, E | Titans (AFL) |
| | 29 | 231 | Ron Osborne, T | Oilers (AFL) |
| 12-3-62 | 5 | 67 | *Don Chuy, T | Rams |
| | 5 | 38 | Don Chuy, T | Oilers (AFL) |
| 12-2-63 | 2 | 23 | Pat Crain, HB | Bears |
| | 8 | 102 | *Bob Poole, E | 49ers |
| | 15 | 118 | Pat Crain, HB | Oilers (AFL) |
| | 14 | 190 | Johnny Case, E | Colts |
| 11-28-64 | 5 | | *John Boyette, T | Bills (AFL) |
| | 17 | 237 | John Boyette, T | Browns |
| 11-27-65 | 7 | | *Randy Smith, LB | Jets (AFL) |
| | 9 | | *Wayne Page, DE | Chargers (AFL) |
| | 12 | 177 | Ricky Johnson, T | Cardinals |
| | 12 | 182 | Wayne Page, DE | Bears |
| 11-18-66 | | | Randy Smith, LB | Falcons! |
| 3-14-67 | 14 | 360 | Floyd Rogers, T | Browns |
| 1-30-68 | 3 | 64 | *Harry Olszewski, G | Browns |
| | 4 | 99 | *Wayne Mass, T | Bears |
| | 5 | 134 | Jackie Jackson, RB | Browns |
| | 9 | 230 | Frank Liberatore, DB | Redskins |
| 1-28-69 | 8 | 201 | *Wayne Mulligan, C | Cardinals |
| | 14 | 344 | *John Cagle, LB | Patriots |
| 1-27-70 | 3 | 66 | *Charlie Waters, DB | Cowboys |
| | 11 | 283 | Ivan Southerland, T | Cowboys |
| | 14 | 347 | Jack King, G | 49ers |
| 1-28-71 | 2 | 30 | *Dave Thompson, LB | Lions |



Jerry Butler was the #5 overall pick by the Bills in the 1979 draft. He went on to earn AFC Offensive Rookie-of-the-Year honors.

Highest NFL Draft Picks

| Pick | Rd | Year | Player, Pos. | Team |
|---------|----|------|------------------------|------------|
| 4 | 1 | 1940 | Banks McFadden, B | Dodgers |
| 4 | 1 | 2007 | Gaines Adams, DE | Buccaneers |
| 5 | 1 | 1979 | Jerry Butler, WR | Bills |
| 6 | 1 | 1949 | Bobby Gage, QB | Steelers |
| 6 | 1 | 1982 | Jeff Bryant, DT | Seahawks |
| 10 | 1 | 1983 | Terry Kinard, FS | Giants |
| 11 | 1 | 1989 | Donnell Woolford, CB | Bears |
| 12 | 1 | 1960 | Lou Cordileone, T | Giants |
| 13 | 2 | 1960 | Harold Olson, T | Cardinals |
| 15 | 1 | 1993 | Wayne Simmons, LB | Packers |
| 15 | 1 | 1998 | Anthony Simmons, LB | Seahawks |
| 15 | 1 | 2001 | Rod Gardner, WR | Redskins |
| 15 | 1 | 2006 | Tye Hill, CB | Rams |
| 16 | 1 | 1992 | Chester McGlockton, DT | Raiders |
| 18 | 2 | 1957 | Joel Wells, B | Packers |
| 19 | 1 | 1982 | Perry Tuttle, WR | Bills |
| 20 | 1 | 1980 | Jim Stuckey, DT | 49ers |
| 22 | 1 | 1985 | William Perry, MG | Bears |
| 23 | 1 | 1979 | Steve Fuller, QB | Chiefs |
| 23 | 2 | 1963 | Pat Crain, RB | Bears |
| 25 | 1 | 1987 | Terrence Flagler, RB | 49ers |
| 25 | 1 | 1999 | Antwan Edwards, CB | Packers |
| 27 | 3 | 1951 | Fred Cone, RB | Packers |
| 2-1-72 | 3 | 63 | *John McMakin, TE | Steelers |
| | 9 | 217 | Don Kelley, DB | Steelers |
| | 14 | 346 | *Larry Hefner, LB | Packers |
| 1-30-73 | 6 | 155 | *Rick Harrell, C | Jets |
| | 11 | 266 | Ed Seigler, PK | Bears |
| 1-29-74 | 6 | 131 | \$Jay Washington, RB | Chiefs |
| 4-8-76 | 1 | 28 | *Bennie Cunningham, TE | Steelers |
| | 10 | 282 | *Don Testerman, RB | Dolphins |
| | 11 | 303 | Craig Brantley, WR | Giants |
| | 15 | 424 | Gary Alexander, T | Colts |
| 5-2-78 | 5 | 127 | *Archie Reese, DT | 49ers |
| | 8 | 213 | %Roy Eppes, DB | Jets |
| | 11 | 305 | Lacy Brumley, OT | Broncos |
| 5-3-79 | 1 | 5 | *Jerry Butler, WR | Bills |
| | 1 | 23 | *Steve Fuller, QB | Chiefs |
| | 3 | 64 | *Joe Bostic, OT | Cardinals |
| | 4 | 92 | *Jonathan Brooks, LB | Lions |
| | 10 | 249 | *Dwight Clark, WR | 49ers |
| | 11 | 277 | *Stan Rome, WR | Chiefs |
| 4-29-80 | 1 | 20 | *Jim Stuckey, DT | 49ers |
| | 7 | 189 | \$Lester Brown, RB | Cowboys |
| | 12 | 324 | *Marvin Sims, FB | Colts |
| 4-28-81 | 6 | 140 | *Steve Durham, DT | Seahawks |
| | 7 | 178 | *Obed Ariri, PK | Colts |
| 4-27-82 | 1 | 6 | *Jeff Bryant, DT | Seahawks |
| | 1 | 19 | \$*Perry Tuttle, WR | Bills |
| | 5 | 128 | *Jeff Davis, LB | Buccaneers |
| | 7 | 188 | %Hollis Hall, DB | Chargers |
| | 9 | 225 | Tony Berryhill, C | Colts |
| | 12 | 327 | *Brian Clark, OG | Broncos |
| 4-26-83 | 1 | 10 | *Terry Kinard, FS | Giants |
| | 3 | 66 | *Cliff Austin, TB | Saints |
| | 4 | 101 | *Johnny Rembert, LB | Patriots |
| | 5 | 135 | *Chuck McSwain, RB | Cowboys |
| | 7 | 194 | *Jeff McCall, FB | Raiders |
| | 8 | 205 | *Andy Headen, LB | Giants |
| | 11 | 282 | %Danny Triplett, LB | Rams |
| | 11 | 290 | Bob Mayberry, OG | Seahawks |
| | 11 | 298 | Brian Butcher, OG | Vikings |
| | 12 | 318 | Frank Magwood, WR | Giants |
| 5-1-84 | 3 | 63 | *Rod McSwain, DB | Falcons |
| | 6 | 143 | %Jim Scott, DE | Giants |
| | 8 | 213 | Bob Paulling, PK | Cardinals |
| | 11 | 295 | Edgar Pickett, LB | Vikings |
| | 12 | 320 | William Devane, DT | Dolphins |
| | 12 | 326 | Murray Jarman, WR | Broncos |
| | 1 | 11 | *Kevin Mack, FB | +Browns |
| | 2 | 31 | %James Robinson, DT | +Giants |
| | 3 | 84 | %James Farr, OG | +Raiders |
| 4-30-85 | 1 | 22 | *William Perry, MG | Bears |
| | 3 | 58 | *Tyrone Davis, DB | Giants |


NFL Draft Picks



| | | | | | | | | | |
|---------|---------|-----------------------|-------------------------|----------------------|----------|-----|-----------------------|-------------------------|------------|
| 4-28-87 | 3 | 77 | *Dale Hatcher, P | Rams | 4-20-96 | 2 | 50 | *Patrick Sapp, OLB | Chargers |
| | 5 | 116 | *K.D. Dunn, TE | Cardinals | | 2 | 61 | *Brian Dawkins, SS | Eagles |
| | 6 | 152 | *Reggie Pleasant, CB | Falcons | | 5 | 138 | *Leomont Evans, FS | Redskins |
| | 10 | 260 | *Donald Igwebuike, PK | Buccaneers | 4-19-97 | 1 | 28 | *Trevor Pryce, DE | Broncos |
| | 1 | 25 | *Terrence Flagler, RB | 49ers | | 2 | 40 | *Dexter McCleon, CB | Rams |
| 4-24-88 | 2 | 31 | *Kenny Flowers, TB | Falcons | 4-18-98 | 1 | 15 | *Anthony Simmons, ILB | Seahawks |
| | 2 | 38 | *Delton Hall, CB | Steelers | | 4 | 102 | *Lorenzo Bromell, DT | Dolphins |
| | 4 | 103 | *Jim Riggs, TE | Bengals | | 5 | 129 | #Raymond Priestner, TB | Rams |
| | 2 | 50 | *Michael Dean Perry, DT | Browns | | 6 | 159 | #Glenn Rountree, OG | Rams |
| 4-23-89 | 3 | 81 | Tony Stephens, MG | Saints | 7 | 210 | *Jim Bundren, OT | Dolphins | |
| | 12 | 322 | James Earle, LB | Steelers | 4-17-99 | 1 | 25 | *Antwan Edwards, CB | Packers |
| | 1 | 11 | *Donnell Woolford, CB | Bears | | 2 | 45 | *Rahim Abdullah, OLB | Browns |
| | 4 | 97 | *Richard McCullough, DT | Broncos | | 5 | 139 | *Adrian Dingle, DE | Chargers |
| 5 | 113 | *Keith Jennings, WR | Cowboys | 5 | | 169 | Chris Jones, LB | Vikings | |
| 4-22-90 | 10 | 257 | Ty Granger, OT | Buccaneers | 7 | 231 | *O.J. Childress, LB | Giants | |
| | 10 | 271 | *Tracy Johnson, FB | Oilers | 7 | 249 | Donald Broomfield, DT | Bengals | |
| | 9 | 241 | *Terry Allen, TB | Vikings | 4-21-01 | 1 | 15 | *Rod Gardner, WR | Redskins |
| | 10 | 260 | Gary Cooper, WR | Saints | | 7 | 232 | *Keith Adams, LB | Titans |
| 4-21-91 | 10 | 274 | Otis Moore, DT | Giants | 7 | 244 | *Robert Carswell, FS | Chargers | |
| | 2 | 41 | *Jerome Henderson, CB | Patriots | 4-25-03 | 4 | 114 | *Nick Eason, DT | Broncos |
| | 2 | 51 | *Doug Thomas, WR | Seahawks | | 4 | 128 | #Bryant McNeal, DE | Broncos |
| | 2 | 53 | *John Johnson, OLB | 49ers | 4-24-04 | 3 | 72 | Donnell Washington, DT | Packers |
| 3 | 78 | *Chris Gardocki, P/PK | Bears | 3 | | 77 | *Derrick Hamilton, WR | 49ers | |
| 4-26-92 | 4 | 86 | *Dexter Davis, CB | Cardinals | 4-23-05 | 2 | 57 | *Justin Miller, CB | Jets |
| | 5 | 117 | \$Vance Hammond, DT | Cardinals | | 3 | 98 | *Leroy Hill, LB | Seahawks |
| | 10 | 271 | Eric Harmon, OG | Eagles | 4-29-06 | 5 | 140 | *Airese Currie, WR | Bears |
| | 11 | 301 | Stacy Long, OT | Bears | | 1 | 15 | *Tye Hill, CB | Rams |
| | 1 | 16 | *Chester McGlockton, DT | Raiders | | 3 | 81 | *Charlie Whitehurst, QB | Chargers |
| | 4-24-93 | 2 | 38 | *Levon Kirkland, OLB | Steelers | 7 | 241 | *Charles Bennett, DE | Buccaneers |
| 5 | | 117 | *Curtis Whitley, C | Chargers | 4-28-07 | 1 | 4 | Gaines Adams, DE | Buccaneers |
| 5 | | 125 | *Ed McDaniel, ILB | Vikings | | 3 | 96 | Anthony Waters, LB | Chargers |
| 1 | | 15 | *Wayne Simmons, OLB | Packers | | 5 | 139 | Dustin Fry, C | Rams |
| 3 | 72 | *James Trapp, CB | Raiders | 5 | | 159 | C.J. Gaddis, DB | Eagles | |
| 4-24-94 | 4 | 91 | *Rudy Harris, FB | Buccaneers | 7 | 235 | Chansi Stuckey, WR | Jets | |
| | 4 | 106 | *Ashley Sheppard, OLB | Vikings | | | | | |
| | 6 | 164 | *Robert O'Neal, FS | Dolphins | | | | | |
| | 2 | 50 | *Brentson Buckner, DT | Steelers | | | | | |
| 4-23-95 | 7 | 203 | Andre Hewitt, OT | Browns | | | | | |
| | 6 | 179 | *Wardell Rouse, OLB | Buccaneers | | | | | |

* - played in NFL; \$ - played in Canada; % - played in USFL;
@ - one of many "first-round" selections in old AFL draft system; ^ - AFL red-shirt draft; # - made practice squad; ! - supplemental draft; + - supplemental draft of USFL players

* - played in NFL; \$ - played in Canada; % - played in USFL;
@ - one of many "first-round" selections in old AFL draft
system; ^ - AFL red-shirt draft; # - made practice squad; ! -
supplemental draft; + - supplemental draft of USFL players



Charlie Whitehurst was a third-round draft pick by the San Diego Chargers in 2006.

Highest Scoring Quarters

| 1st | 2nd | 3rd | 4th | Clemson Site-Opponent (Score) | Date |
|-----|-----|-----|-----|-------------------------------|------------|
| --- | 35 | --- | --- | h - Wake Forest (82-24) | 10-31-1981 |
| --- | 28 | --- | --- | h - Presbyterian (55-0) | 9-23-1950 |
| --- | 28 | --- | --- | a - Georgia Tech (42-45) | 11-13-1999 |
| --- | 28 | --- | --- | a - Duke (52-22) | 9-30-2000 |
| --- | 28 | --- | --- | N2 - Temple (63-9) | 10-12-2006 |
| --- | --- | 28 | --- | a - Boston College (35-14) | 11-11-1950 |
| --- | --- | 28 | --- | N1 - Louisiana Tech (49-24) | 12-31-2001 |
| --- | --- | --- | 28 | h - Auburn (34-0) | 11-24-1951 |
| --- | --- | --- | 28 | h - Furman (42-14) | 11-26-1960 |
| --- | --- | --- | 28 | a - Maryland (49-25) | 11-12-1988 |
| --- | 27 | --- | --- | h - Presbyterian (76-0) | 9-22-1945 |
| --- | --- | 27 | --- | a - Virginia (47-0) | 9-26-1959 |
| --- | --- | 27 | --- | a - South Carolina (47-21) | 11-22-1997 |
| --- | --- | --- | 27 | h - Duke (39-22) | 10-19-1958 |
| 26 | --- | --- | --- | h - Presbyterian (53-13) | 9-20-1952 |
| --- | --- | 26 | --- | h - Presbyterian (76-0) | 9-22-1945 |
| --- | --- | 26 | --- | h - The Citadel (59-0) | 11-27-1954 |

| 1st | 2nd | 3rd | 4th | Opponent Site-Opponent (Score) | Date |
|-----|-----|-----|-----|--------------------------------|------------|
| --- | 31 | --- | --- | h - Virginia Tech (0-37) | 9-12-1998 |
| 28 | --- | --- | --- | a - N.C. State (17-42) | 11-18-1972 |
| --- | 28 | --- | --- | a - Wake Forest (17-45) | 11-1-2003 |
| --- | --- | 28 | --- | a - Tulane (13-54) | 11-9-1946 |
| --- | --- | --- | 26 | a - Miami (FL) (7-39) | 10-9-1953 |
| --- | --- | --- | 26 | a - Wake Forest (35-33) | 11-1-1980 |
| 25 | --- | --- | --- | a - Georgia Tech (6-41) | 11-20-1943 |
| --- | 23 | --- | --- | a - Auburn (0-51) | 10-11-1969 |
| --- | 23 | --- | --- | h - N.C. State (28-30) | 10-24-1987 |
| --- | 22 | --- | --- | a - North Carolina (15-32) | 11-15-1969 |
| 21 | --- | --- | --- | a - Georgia Tech (6-38) | 10-2-1965 |
| 21 | --- | --- | --- | h - North Carolina (7-42) | 11-14-1970 |
| 21 | --- | --- | --- | a - Georgia Tech (42-45) | 11-13-1999 |

| | | | | | |
|-----|-----|-----|-----|----------------------------|------------|
| --- | 21 | --- | --- | h - Wake Forest (21-35) | 10-29-1949 |
| --- | 21 | --- | --- | a - Georgia (0-38) | 9-26-1970 |
| --- | 21 | --- | --- | h - N.C. State (39-46) | 10-31-1998 |
| --- | 21 | --- | --- | a - Florida State (31-48) | 10-3-2002 |
| --- | --- | 21 | --- | a - Auburn (0-51) | 10-11-1969 |
| --- | --- | 21 | --- | a - Oklahoma (3-52) | 9-30-1972 |
| --- | --- | 21 | --- | a - North Carolina (0-45) | 8-31-1996 |
| --- | --- | 21 | --- | a - Furman (28-21) | 11-19-1949 |
| --- | --- | 21 | --- | a - Florida (13-54) | 10-11-1952 |
| --- | --- | 21 | --- | a - Georgia Tech (7-28) | 10-3-1970 |
| --- | --- | 21 | --- | a - Maryland (6-31) | 11-11-1972 |
| --- | --- | 21 | --- | a - Maryland (0-41) | 10-12-1974 |
| --- | --- | 21 | --- | h - South Carolina (31-34) | 11-23-1996 |
| --- | --- | 21 | --- | h - Duke (59-31) | 12-1-2001 |
| --- | --- | 21 | --- | h - Georgia Tech (24-28) | 9-11-2004 |

| 1st | 2nd | 3rd | 4th | Both Teams Site-Opponent (Score) | Date |
|------------|------------|-----|------------|----------------------------------|------------|
| --- | 42 (35-7) | --- | --- | h - Wake Forest (82-24) | 10-31-1981 |
| --- | --- | --- | 42 (27-15) | h - Duke (39-22) | 10-19-1968 |
| --- | --- | --- | 40 (22-18) | h - N.C. State (39-46) | 10-31-1998 |
| --- | --- | --- | 38 (24-14) | a - Duke (34-31) | 11-2-2002 |
| --- | 37 (23-14) | --- | --- | h - North Carolina (37-29) | 10-11-1973 |
| --- | --- | --- | 36 (28-8) | h - Furman (42-14) | 11-26-1960 |
| --- | --- | --- | 36 (28-8) | a - Maryland (49-25) | 11-12-1988 |
| 35 (21-14) | --- | --- | --- | a - N.C. State (31-35) | 10-9-1999 |
| --- | 35 (28-7) | --- | --- | a - Georgia Tech (42-45) | 11-13-1999 |
| --- | --- | --- | 35 (9-26) | a - Wake Forest (35-33) | 11-1-1980 |
| --- | --- | --- | 35 (14-21) | h - South Carolina (31-34) | 11-23-1996 |
| --- | --- | --- | 35 (14-21) | h - Georgia Tech (24-28) | 9-11-2004 |

N1 - Humanitarian Bowl at Boise, ID; N2 - Charlotte, NC; Note: Highest-scoring overtime for both teams was 26, when Miami (FL) (16) defeated Clemson (10) in three overtimes on September 17, 2005.



Year-By-Year Team Records

| Year | Home | Away | Neutral | Conf. | Finish | Overall | Win % | Scoring | Captain(s) | Head Coach(es) |
|------|-------|-------|---------|-------|--------|---------|-------|---------|--|------------------------------------|
| 1896 | 0-0 | 2-1 | 0-0 | ---- | ---- | 2-1 | .667 | 36-18 | R.G. Hamilton | Walter Riggs |
| 1897 | 0-0 | 2-2 | 0-0 | ---- | ---- | 2-2 | .500 | 28-58 | W.T. Brock | W.M. Williams |
| 1898 | 1-0 | 1-1 | 1-0 | ---- | ---- | 3-1 | .750 | 110-20 | Shack Shealy | John Penton |
| 1899 | 0-0 | 1-2 | 3-0 | ---- | ---- | 4-2 | .667 | 109-50 | J.N. Walker | Walter Riggs |
| 1900 | 1-0 | 3-0 | 2-0 | ---- | ---- | 6-0 | 1.000 | 222-10 | J.N. Walker | John Heisman |
| 1901 | 1-0 | 1-0-1 | 1-1 | ---- | ---- | 3-1-1 | .700 | 190-38 | Claude Douthit | John Heisman |
| 1902 | 2-0 | 4-1 | 0-0 | ---- | ---- | 6-1 | .857 | 152-22 | Hope Sadler | John Heisman |
| 1903 | 0-0 | 3-1 | 1-0-1 | ---- | ---- | 4-1-1 | .750 | 167-22 | Hope Sadler | John Heisman |
| 1904 | 1-1 | 1-1-1 | 1-1 | ---- | ---- | 3-3-1 | .500 | 50-45 | John B. Holland | Shack Shealy |
| 1905 | 0-0-1 | 2-2 | 1-0 | ---- | ---- | 3-2-1 | .583 | 101-63 | O.L. Derrick | Eddie Cochems |
| 1906 | 3-0-1 | 1-0-1 | 0-0-1 | ---- | ---- | 4-0-3 | .786 | 38-4 | Fritz Furtick | Bob Williams |
| 1907 | 2-2 | 1-1 | 1-1 | ---- | ---- | 4-4 | .500 | 67-45 | J.M. McLaurin | Frank Shaughnessy |
| 1908 | 1-1 | 0-3 | 0-2 | ---- | ---- | 1-6 | .143 | 26-102 | Sticker Coles | John Stone |
| 1909 | 2-0 | 2-2 | 2-1 | ---- | ---- | 6-3 | .667 | 93-43 | C.M. Robbs | Bob Williams |
| 1910 | 1-1 | 3-2 | 0-0-1 | ---- | ---- | 4-3-1 | .563 | 106-54 | W.H. Hankel | Frank Dobson |
| 1911 | 1-2 | 2-1 | 0-2 | ---- | ---- | 3-5 | .375 | 71-119 | Paul Bissell | Frank Dobson |
| 1912 | 2-0 | 2-3 | 0-1 | ---- | ---- | 4-4 | .500 | 176-126 | W.B. Britt | Frank Dobson |
| 1913 | 1-1 | 3-2 | 0-1 | ---- | ---- | 4-4 | .500 | 112-98 | A.P. Gandy | Bob Williams |
| 1914 | 0-0 | 4-3-1 | 1-0 | ---- | ---- | 5-3-1 | .611 | 168-123 | W.A. Schilleter | Bob Williams |
| 1915 | 0-0-1 | 2-1-1 | 0-3 | ---- | ---- | 2-4-2 | .375 | 113-48 | W.K. McGill | Bob Williams |
| 1916 | 2-1 | 1-1 | 0-4 | ---- | ---- | 3-6 | .333 | 81-147 | S.S. Major | Wayne Hart |
| 1917 | 1-1 | 3-0 | 2-1 | ---- | ---- | 6-2 | .750 | 183-64 | F.L. Witsell | Edward Donahue |
| 1918 | 3-1 | 1-1 | 1-0 | ---- | ---- | 5-2 | .714 | 198-101 | Stumpy Banks | Edward Donahue |
| 1919 | 4-0 | 1-2-2 | 1-0 | ---- | ---- | 6-2-2 | .700 | 152-55 | Stumpy Banks | Edward Donahue |
| 1920 | 3-1-1 | 0-5 | 1-0 | ---- | ---- | 4-6-1 | .409 | 98-146 | Boo Armstrong | Edward Donahue |
| 1921 | 1-1 | 0-5-1 | 0-0-1 | 0-3 | 14th | 1-6-2 | .222 | 48-187 | J.H. Spearman | E.J. Stewart |
| 1922 | 3-1 | 2-2 | 0-1 | 1-2 | 11th | 5-4 | .556 | 170-109 | E.H. Emanuel | E.J. Stewart |
| 1923 | 3-0-1 | 2-2 | 0-0 | 1-1-1 | 12th | 5-2-1 | .688 | 91-65 | Butch Holohan | Bud Saunders |
| 1924 | 2-2 | 0-2 | 0-2 | 0-3 | T-18th | 2-6 | .250 | 80-96 | Charlie Robinson | Bud Saunders |
| 1925 | 0-3 | 1-4 | 0-0 | 0-4 | T-20th | 1-7 | .125 | 27-160 | G.I. Finklea | Bud Saunders |
| 1926 | 2-2 | 0-5 | 0-0 | 0-3 | 18th | 2-7 | .222 | 20-169 | B.C. Harvey | Bud Saunders (4), Bob Williams (5) |
| 1927 | 3-0-1 | 2-3 | 0-0 | 2-2 | 8th | 5-3-1 | .611 | 73-84 | Bud Eskew | Josh Cody |
| 1928 | 3-0 | 3-2 | 2-1 | 4-2 | T-7th | 8-3 | .727 | 192-77 | O.K. Pressley | Josh Cody |
| 1929 | 4-0 | 2-2 | 2-1 | 3-3 | 12th | 8-3 | .727 | 236-110 | O.D. Padgett | Josh Cody |
| 1930 | 3-0 | 2-1 | 3-1 | 3-2 | 12th | 8-2 | .800 | 239-82 | Johnnie Justus | Josh Cody |
| 1931 | 0-1-1 | 0-2-1 | 1-3 | 1-4 | 20th | 1-6-2 | .222 | 19-164 | A.D. Fordham | Jess Neely |
| 1932 | 2-1 | 1-4-1 | 0-0 | 0-4 | 20th | 3-5-1 | .389 | 89-111 | Bob Miller | Jess Neely |
| 1933 | 2-0-1 | 0-4-1 | 1-2 | 1-1 | 6th | 3-6-2 | .364 | 50-98 | John Heinemann | Jess Neely |
| 1934 | 2-0 | 2-4 | 1-0 | 2-1 | 5th | 5-4 | .556 | 89-85 | Henry Woodward | Jess Neely |
| 1935 | 2-0 | 3-3 | 1-0 | 2-1 | 4th | 6-3 | .667 | 147-99 | Henry Shore | Jess Neely |
| 1936 | 2-1 | 3-4 | 0-0 | 3-2 | 5th | 5-5 | .500 | 98-95 | Net Berry | Jess Neely |
| 1937 | 2-0 | 2-4-1 | 0-0 | 2-0-1 | 3rd | 4-4-1 | .500 | 128-64 | H.D. Lewis | Jess Neely |
| 1938 | 2-0 | 4-1 | 1-0-1 | 3-0-1 | 2nd | 7-1-1 | .833 | 145-56 | Charlie Woods | Jess Neely |
| 1939 | 2-0 | 5-1 | 2-0 | 4-0 | 2nd | 9-1 | .900 | 165-45 | Joe Payne | Jess Neely |
| 1940 | 2-0 | 3-2-1 | 1-0 | 4-0 | 1st | 6-2-1 | .722 | 182-73 | Red Sharpe | Frank Howard |
| 1941 | 2-0 | 3-2 | 2-0 | 5-1 | 3rd | 7-2 | .778 | 233-90 | Wade Padgett | Frank Howard |
| 1942 | 2-1 | 1-4 | 0-1-1 | 2-3-1 | 9th | 3-6-1 | .350 | 100-138 | Charlie Wright | Frank Howard |
| 1943 | 0-2 | 1-2 | 1-2 | 2-3 | T-7th | 2-6 | .250 | 94-185 | Ralph Jenkins | Frank Howard |
| 1944 | 2-0 | 1-5 | 1-0 | 3-1 | 3rd | 4-5 | .444 | 165-179 | Ralph Jenkins | Frank Howard |
| 1945 | 3-1 | 3-2-1 | 0-0 | 2-1-1 | 4th | 6-3-1 | .650 | 211-73 | Ralph Jenkins | Frank Howard |
| 1946 | 2-1 | 1-4 | 1-0 | 2-3 | 11th | 4-5 | .444 | 147-174 | Chip Clark | Frank Howard |
| 1947 | 2-1 | 2-4 | 0-0 | 1-3 | 12th | 4-5 | .444 | 206-146 | Cary Cox | Frank Howard |
| 1948 | 4-0 | 5-0 | 2-0 | 5-0 | 1st | 11-0 | 1.000 | 274-76 | Bob Martin, Phil Prince | Frank Howard |
| 1949 | 2-2-1 | 2-2 | 0-0-1 | 2-2 | 8th | 4-4-2 | .500 | 232-216 | Gene Moore | Frank Howard |
| 1950 | 4-0 | 5-0-1 | 0-0 | 3-0-1 | 2nd | 9-0-1 | .950 | 343-76 | Fred Cone | Frank Howard |
| 1951 | 4-0 | 3-2 | 0-1 | 3-1 | 4th | 7-3 | .700 | 196-97 | Bob Patton | Frank Howard |
| 1952 | 1-1 | 1-5-1 | 0-0 | ---- | * | 2-6-1 | .278 | 112-157 | George Rodgers | Frank Howard |
| 1953 | 2-2 | 1-3-1 | 0-0 | 1-2 | 6th | 3-5-1 | .389 | 139-172 | Dreher Gaskin, Nathan Gressette | Frank Howard |
| 1954 | 3-1 | 0-4 | 2-0 | 1-2 | 5th | 5-5 | .500 | 193-121 | Buck George, Scott Jackson, Mark Kane, Clyde White | Frank Howard |
| 1955 | 3-1 | 3-1 | 1-1 | 3-1 | 3rd | 7-3 | .700 | 206-144 | Don King | Frank Howard |
| 1956 | 4-0 | 3-1-2 | 0-1 | 4-0-1 | 1st | 7-2-2 | .727 | 167-101 | Charlie Bussey | Frank Howard |
| 1957 | 3-1 | 4-2 | 0-0 | 4-3 | T-3rd | 7-3 | .700 | 216-78 | John Grdijan, Leon Kaltenback | Frank Howard |
| 1958 | 5-0 | 3-2 | 0-1 | 5-1 | 1st | 8-3 | .727 | 169-138 | Bill Thomas | Frank Howard |
| 1959 | 3-1 | 5-1 | 1-0 | 6-1 | 1st | 9-2 | .818 | 285-103 | Paul Snyder, Harvey White | Frank Howard |
| 1960 | 5-0 | 1-4 | 0-0 | 4-2 | 4th | 6-4 | .600 | 197-124 | Dave Lynn, Lowndes Shingler | Frank Howard |
| 1961 | 3-2 | 2-3 | 0-0 | 3-3 | T-3rd | 5-5 | .500 | 199-126 | Ron Andreo, Calvin West | Frank Howard |
| 1962 | 2-3 | 4-1 | 0-0 | 5-1 | 2nd | 6-4 | .600 | 168-130 | Dave Hynes | Frank Howard |
| 1963 | 2-1-1 | 3-3 | 0-0 | 5-2 | T-3rd | 5-4-1 | .550 | 181-140 | Tracy Childers | Frank Howard |
| 1964 | 2-2 | 1-5 | 0-0 | 2-4 | 7th | 3-7 | .300 | 105-135 | John Boyett, Ted Bunton | Frank Howard |
| 1965 | 3-1 | 2-4 | 0-0 | 4-3 | 1st | 5-5 | .500 | 117-137 | Bill Hecht, Floyd Rogers | Frank Howard |
| 1966 | 4-0 | 2-4 | 0-0 | 6-1 | 1st | 6-4 | .600 | 174-177 | Mike Facciolo | Frank Howard |
| 1967 | 3-2 | 3-2 | 0-0 | 6-0 | 1st | 6-4 | .600 | 166-128 | Jimmy Addison, Frank Liberatore | Frank Howard |
| 1968 | 2-2 | 2-3-1 | 0-0 | 4-1-1 | 2nd | 4-5-1 | .450 | 184-179 | Billy Ammons, Ronnie Ducworth | Frank Howard |
| 1969 | 2-2 | 2-4 | 0-0 | 3-3 | T-3rd | 4-6 | .400 | 178-250 | Ivan Southerland, Charlie Tolley | Frank Howard |
| 1970 | 2-4 | 1-4 | 0-0 | 2-4 | T-6th | 3-8 | .273 | 164-313 | B.B. Elvington, Jim Sursavage, Ray Yauger | Hootie Ingram |
| 1971 | 2-3 | 1-3 | 2-0 | 4-2 | 2nd | 5-6 | .455 | 155-202 | Larry Hefner, John McMakin | Hootie Ingram |
| 1972 | 3-2 | 1-5 | 0-0 | 2-4 | 5th | 4-7 | .364 | 143-245 | Wade Hughes, Buddy King, Frank Wirth | Hootie Ingram |
| 1973 | 3-3 | 2-3 | 0-0 | 4-2 | 3rd | 5-6 | .455 | 231-263 | Mike Buckner, Ken Pengitore | Red Parker |

Year-By-Year Team Records



Clemson's 1990 linebacker corps featured five future NFL players, including Levon Kirkland, John Johnson, Ashley Sheppard, Wayne Simmons, and Ed McDaniel. Others pictured on the front row include Doug Brewster, who played in the CFL, and Kenzil Jackson.

| Year | Home | Away | Neutral | Conf. | Finish | Overall | Win % | Scoring | Captain(s) | Head Coach(es) |
|---------------|-------------------|-------------------|----------------|-------------------|--------------|-------------------|-------------|----------------------|---|-----------------------------------|
| 1974 | 6-0 | 1-4 | 0-0 | 4-2 | T-2nd | 7-4 | .636 | 246-250 | Willie Anderson, Mark Fellers, Jim Ness, Ken Peeples | Red Parker |
| 1975 | 1-4 | 1-5 | 0-0 | 2-3 | 5th | 2-9 | .182 | 177-381 | Bennie Cunningham, Neal Jetton, Dennis Smith, Jimmy Williamson | Red Parker |
| 1976 | 2-2-1 | 1-4-1 | 0-0 | 0-4-1 | 7th | 3-6-2 | .364 | 172-237 | Malcolm Marler, Mike O'Cain, Randy Scott, Joey Walters | Red Parker |
| 1977 | 3-2 | 5-0-1 | 0-1 | 4-1-1 | 2nd | 8-3-1 | .708 | 228-163 | Steve Fuller, Steve Godfrey, Randy Scott | Charley Pell |
| 1978 | 6-0 | 4-1 | 1-0 | 6-0 | 1st | 11-1 | .917 | 368-131 | Steve Fuller, Randy Scott | Charley Pell (11), Danny Ford (1) |
| 1979 | 4-2 | 4-1 | 0-1 | 4-2 | T-2nd | 8-4 | .667 | 205-116 | Bubba Brown, Billy Lott | Danny Ford |
| 1980 | 4-2 | 2-3 | 0-0 | 2-4 | T-4th | 6-5 | .545 | 217-222 | Lee Nanney, Willie Underwood | Danny Ford |
| 1981 | 6-0 | 5-0 | 1-0 | 6-0 | 1st | 12-0 | 1.000 | 338-105 | Jeff Davis, Lee Nanney, Perry Tuttle | Danny Ford |
| 1982 | 5-0-1 | 3-1 | 1-0 | 6-0 | 1st | 9-1-1 | .864 | 289-147 | Homer Jordan, Terry Kinard | Danny Ford |
| 1983 | 6-0-1 | 3-1 | 0-0 | 7-0 | * | 9-1-1 | .864 | 338-200 | James Farr, James Robinson | Danny Ford |
| 1984 | 5-1 | 2-3 | 0-0 | 5-2 | * | 7-4 | .636 | 346-215 | Mike Eppley, William Perry | Danny Ford |
| 1985 | 3-3 | 3-2 | 0-1 | 4-3 | T-3rd | 6-6 | .500 | 244-222 | Steve Berlin, Steve Reese | Danny Ford |
| 1986 | 3-1-1 | 4-1-1 | 1-0 | 5-1-1 | 1st | 8-2-2 | .750 | 296-187 | Terrence Flagler, Terence Mack | Danny Ford |
| 1987 | 7-1 | 2-1 | 1-0 | 6-1 | 1st | 10-2 | .833 | 333-176 | Michael Dean Perry, John Phillips | Danny Ford |
| 1988 | 5-1 | 4-1 | 1-0 | 6-1 | 1st | 10-2 | .833 | 342-157 | Rodney Williams, Donnell Woolford | Danny Ford |
| 1989 | 5-1 | 4-1 | 1-0 | 5-2 | 3rd | 10-2 | .833 | 368-138 | Wesley McFadden, Otis Moore | Danny Ford |
| 1990 | 6-0 | 3-2 | 1-0 | 5-2 | T-2nd | 10-2 | .833 | 333-109 | Stacy Fields, Vance Hammond | Ken Hatfield |
| 1991 | 6-0-1 | 2-1 | 1-1 | 6-0-1 | 1st | 9-2-1 | .792 | 317-185 | Rob Bodine, DeChane Cameron, Levon Kirkland | Ken Hatfield |
| 1992 | 4-2 | 1-4 | 0-0 | 3-5 | 7th | 5-6 | .455 | 261-213 | Robert O'Neal, Ashley Sheppard, Wayne Simmons | Ken Hatfield |
| 1993 | 6-1 | 2-2 | 1-0 | 5-3 | 3rd | 9-3 | .750 | 198-192 | Richard Moncrief | Ken Hatfield (11), Tommy West (1) |
| 1994 | 4-2 | 1-4 | 0-0 | 4-4 | 6th | 5-6 | .455 | 164-188 | Tim Jones, Louis Solomon | Tommy West |
| 1995 | 3-3 | 5-0 | 0-1 | 6-2 | 3rd | 8-4 | .667 | 303-219 | Louis Solomon | Tommy West |
| 1996 | 5-1 | 2-3 | 0-1 | 6-2 | T-2nd | 7-5 | .583 | 245-241 | Dexter McCleon | Tommy West |
| 1997 | 3-3 | 4-1 | 0-1 | 4-4 | 5th | 7-5 | .583 | 292-219 | Raymond Priester, Raymond White | Tommy West |
| 1998 | 3-4 | 0-4 | 0-0 | 1-7 | T-8th | 3-8 | .273 | 218-272 | Donald Broomfield, Holland Postell | Tommy West |
| 1999 | 3-2 | 3-3 | 0-1 | 5-3 | 2nd | 6-6 | .500 | 322-253 | Keith Adams, Ryan Romano, Brandon Streeter | Tommy Bowden |
| 2000 | 6-1 | 3-1 | 0-1 | 6-2 | 2nd | 9-3 | .750 | 416-253 | Chad Carson, Rod Gardner, Chad Speck | Tommy Bowden |
| 2001 | 3-3 | 3-2 | 1-0 | 4-4 | T-4th | 7-5 | .583 | 369-339 | Chad Carson, Woodrow Dantzler, Charles Haffey | Tommy Bowden |
| 2002 | 5-2 | 2-3 | 0-1 | 4-4 | 5th | 7-6 | .538 | 330-349 | Nick Eason, Bryant McNeal, Jackie Robinson | Tommy Bowden |
| 2003 | 6-1 | 2-3 | 1-0 | 5-3 | 3rd | 9-4 | .692 | 365-250 | Tony Elliott, DeJuan Polk, Gregory Walker | Tommy Bowden |
| 2004 | 5-1 | 1-4 | 0-0 | 4-4 | T-6th | 6-5 | .545 | 236-229 | Eric Coleman, Airese Currie, Leroy Hill | Tommy Bowden |
| 2005 | 4-2 | 3-2 | 1-0 | 4-4 | 3rd (Atl.) | 8-4 | .667 | 316-211 | Charles Bennett, Jamaal Fudge, Steven Jackson, Charlie Whitehurst | Tommy Bowden |
| 2006 | 5-2 | 2-2 | 1-1 | 5-3 | T-2nd (Atl.) | 8-5 | .615 | 425-210 | Gaines Adams, Chansi Stuckey, Anthony Waters | Tommy Bowden |
| Totals | 311-116-15 | 244-259-23 | 61-47-7 | 293-180-12 | | 616-422-45 | .590 | 20,802-15,642 | 169 Captains | 24 Head Coaches |
| | (.721) | (.486) | (.561) | (.616) | | | | | | |

* - ineligible for conference title; Note: Clemson's Southern Conference record was 61-52-6 (.538) and won two conference championships; Clemson's record vs. ACC opponents (including 18 games vs. South Carolina) is 227-123-6 (.646), including 12 ACC titles and one co-championship.



Yearly Clemson Stats

| Year | Games | Plays | Total Yards | Yards Per Game | Yards Per Play | Rushes | Rushing Yards | Yards Per Game | Yards Per Rush | Pass Attempts | Pass Completions | Passing Yards | Had Intercepted | Completion % | Yards Per Game | Punting Average | Punt Returns | Punt Return Yards | Kickoff Returns | Kickoff Return Yards | Interceptions | Interception Yards | First Downs | Points Per Game | Turnovers |
|------|-------|-------|-------------|----------------|----------------|--------|---------------|----------------|----------------|---------------|------------------|---------------|-----------------|--------------|----------------|-----------------|--------------|-------------------|-----------------|----------------------|---------------|--------------------|-------------|-----------------|-----------|
| 1938 | 9 | 461 | 2151 | 239.0 | 4.7 | 396 | 1638 | 182.0 | 4.1 | 65 | 32 | 513 | 4 | 49.2 | 57.0 | 38.0 | 41 | 584 | 15 | 321 | 9 | 111 | 94 | 16.2 | 10 |
| 1939 | 10 | 558 | 2820 | 282.0 | 5.1 | 480 | 2185 | 218.5 | 4.6 | 78 | 33 | 635 | 7 | 42.3 | 63.5 | 41.0 | 43 | 271 | 12 | 230 | 14 | 116 | 113 | 16.5 | 26 |
| 1940 | 9 | 552 | 2391 | 265.7 | 4.3 | 448 | 1794 | 199.3 | 4.0 | 104 | 33 | 597 | 6 | 31.7 | 66.3 | 37.0 | 43 | 372 | 11 | 155 | 19 | 209 | 108 | 20.2 | 8 |
| 1941 | 9 | 582 | 2977 | 330.8 | 5.1 | 439 | 2226 | 247.3 | 5.1 | 143 | 43 | 751 | 10 | 30.1 | 83.4 | 40.5 | 52 | 560 | 20 | 428 | 12 | 150 | 111 | 25.9 | 23 |
| 1942 | 10 | 535 | 1876 | 187.6 | 3.5 | 399 | 1277 | 127.7 | 3.2 | 106 | 43 | 599 | 15 | 41.0 | 59.9 | 37.3 | 43 | 296 | 17 | 307 | 12 | 149 | 95 | 10.0 | 29 |
| 1943 | 8 | 387 | 1456 | 182.0 | 3.8 | 306 | 1057 | 132.1 | 3.5 | 81 | 25 | 399 | 10 | 30.9 | 49.9 | 36.4 | 28 | 237 | 16 | 289 | 12 | 70 | 60 | 11.8 | 23 |
| 1944 | 9 | 482 | 2070 | 230.0 | 4.3 | 394 | 1696 | 188.4 | 4.3 | 88 | 21 | 374 | 16 | 23.9 | 41.6 | 38.6 | 36 | 256 | 33 | 648 | 14 | 102 | 105 | 18.3 | 26 |
| 1945 | 10 | 548 | 2600 | 260.0 | 4.7 | 453 | 2064 | 206.4 | 4.6 | 95 | 27 | 536 | 13 | 28.4 | 53.6 | 36.0 | 53 | 466 | 23 | 429 | 19 | 235 | 104 | 21.1 | 30 |
| 1946 | 9 | 442 | 2046 | 255.8 | 4.6 | 309 | 995 | 124.4 | 3.2 | 133 | 62 | 1051 | 15 | 46.6 | 131.4 | 36.2 | 22 | 137 | 57 | 488 | 12 | 121 | 90 | 15.6 | 24 |
| 1947 | 9 | 483 | 2673 | 297.0 | 5.5 | 330 | 1340 | 148.9 | 4.1 | 153 | 67 | 1333 | 19 | 43.8 | 148.1 | 41.2 | 28 | 224 | 22 | 419 | 7 | 120 | 95 | 22.9 | 35 |
| 1948 | 11 | 646 | 3456 | 315.1 | 5.4 | 503 | 2456 | 223.2 | 4.9 | 143 | 53 | 1000 | 15 | 37.1 | 90.9 | 42.7 | 37 | 634 | 16 | 341 | 21 | 234 | 140 | 24.9 | 39 |
| 1949 | 10 | 598 | 3124 | 312.4 | 5.2 | 418 | 2003 | 200.3 | 4.8 | 180 | 62 | 1121 | 13 | 34.4 | 112.1 | 40.3 | 20 | 252 | 38 | 557 | 14 | 145 | 141 | 23.2 | 22 |
| 1950 | 10 | 630 | 3881 | 388.1 | 6.2 | 504 | 2648 | 264.8 | 5.3 | 126 | 53 | 1233 | 8 | 42.0 | 137.0 | 36.7 | 24 | 307 | 21 | 305 | 17 | 169 | 139 | 32.9 | 19 |
| 1951 | 10 | 671 | 3319 | 331.9 | 4.9 | 487 | 2186 | 218.6 | 4.5 | 184 | 73 | 1133 | 15 | 40.0 | 113.3 | 32.9 | 36 | 302 | 22 | 392 | 25 | 361 | 164 | 19.6 | 27 |
| 1952 | 9 | 552 | 2179 | 242.1 | 3.9 | 420 | 1595 | 177.2 | 3.8 | 132 | 45 | 584 | 19 | 34.1 | 64.9 | 36.4 | 29 | 262 | 27 | 533 | 16 | 145 | 100 | 12.4 | 36 |
| 1953 | 9 | 568 | 2750 | 305.6 | 4.8 | 426 | 1792 | 199.1 | 4.2 | 142 | 60 | 958 | 15 | 42.2 | 106.4 | 36.4 | 12 | 125 | 32 | 473 | 14 | 150 | 127 | 15.6 | 39 |
| 1954 | 10 | 616 | 2916 | 291.6 | 4.7 | 506 | 2081 | 208.1 | 4.1 | 110 | 44 | 835 | 11 | 40.0 | 83.5 | 36.6 | 30 | 489 | 25 | 405 | 10 | 139 | 151 | 19.3 | 33 |
| 1955 | 10 | 600 | 3057 | 305.7 | 5.1 | 485 | 2200 | 220.0 | 4.5 | 115 | 44 | 857 | 13 | 38.3 | 85.7 | 31.1 | 16 | 202 | 25 | 516 | 13 | 154 | 156 | 20.6 | 23 |
| 1956 | 11 | 629 | 2512 | 251.2 | 4.0 | 548 | 2166 | 216.6 | 4.0 | 81 | 25 | 346 | 7 | 30.9 | 34.6 | 35.3 | 21 | 214 | 22 | 469 | 12 | 145 | 152 | 14.6 | 22 |
| 1957 | 10 | 646 | 3277 | 327.7 | 5.1 | 517 | 2232 | 223.2 | 4.3 | 130 | 57 | 1045 | 8 | 43.9 | 104.5 | 33.2 | 22 | 214 | 19 | 350 | 7 | 135 | 170 | 21.6 | 24 |
| 1958 | 11 | 744 | 3344 | 304.0 | 4.5 | 604 | 2426 | 220.5 | 4.0 | 140 | 69 | 918 | 9 | 49.3 | 83.5 | 32.0 | 40 | 450 | 29 | 570 | 8 | 61 | 178 | 15.4 | 23 |
| 1959 | 11 | 746 | 3300 | 300.0 | 4.4 | 581 | 2128 | 193.5 | 3.7 | 165 | 77 | 1168 | 10 | 46.7 | 106.2 | 34.5 | 47 | 531 | 28 | 668 | 20 | 349 | 184 | 25.9 | 24 |
| 1960 | 10 | 724 | 3060 | 306.0 | 4.2 | 535 | 1944 | 194.4 | 3.6 | 189 | 81 | 1116 | 10 | 42.9 | 111.6 | 36.2 | 34 | 374 | 27 | 467 | 11 | 161 | 176 | 19.7 | 23 |
| 1961 | 10 | 708 | 3075 | 307.5 | 4.3 | 499 | 1783 | 178.3 | 3.6 | 209 | 91 | 1292 | 14 | 43.5 | 129.2 | 38.8 | 36 | 572 | 29 | 584 | 8 | 119 | 172 | 19.9 | 25 |
| 1962 | 10 | 695 | 2897 | 289.7 | 4.2 | 545 | 2054 | 205.4 | 3.8 | 150 | 63 | 843 | 16 | 42.0 | 84.3 | 39.7 | 25 | 299 | 29 | 658 | 13 | 118 | 170 | 16.8 | 33 |
| 1963 | 10 | 741 | 3139 | 313.9 | 4.2 | 565 | 1959 | 195.9 | 3.5 | 176 | 72 | 1180 | 16 | 40.9 | 118.0 | 30.1 | 38 | 407 | 32 | 652 | 8 | 58 | 166 | 18.1 | 42 |
| 1964 | 10 | 644 | 2245 | 224.5 | 3.5 | 493 | 1696 | 168.6 | 3.4 | 151 | 44 | 559 | 16 | 29.1 | 55.9 | 36.5 | 32 | 261 | 28 | 570 | 19 | 145 | 128 | 10.5 | 32 |
| 1965 | 10 | 680 | 2789 | 278.9 | 4.1 | 472 | 1569 | 156.9 | 3.3 | 208 | 91 | 1220 | 15 | 43.8 | 122.0 | 39.1 | 28 | 229 | 29 | 612 | 10 | 51 | 161 | 11.7 | 31 |
| 1966 | 10 | 614 | 3056 | 305.6 | 4.9 | 419 | 1520 | 152.0 | 3.6 | 195 | 105 | 1536 | 15 | 53.8 | 153.6 | 38.9 | 35 | 281 | 37 | 852 | 12 | 123 | 150 | 17.4 | 30 |
| 1967 | 10 | 711 | 3121 | 312.1 | 4.4 | 483 | 1887 | 188.7 | 3.9 | 228 | 105 | 1234 | 13 | 46.0 | 123.4 | 37.9 | 37 | 387 | 25 | 426 | 10 | 116 | 167 | 16.6 | 21 |
| 1968 | 10 | 722 | 3094 | 309.4 | 4.3 | 503 | 1803 | 180.3 | 3.6 | 219 | 98 | 1291 | 19 | 44.7 | 129.1 | 36.7 | 30 | 302 | 30 | 702 | 17 | 94 | 156 | 18.4 | 37 |
| 1969 | 10 | 711 | 3157 | 315.7 | 4.4 | 430 | 1402 | 140.2 | 3.3 | 281 | 133 | 1755 | 24 | 47.5 | 175.5 | 38.1 | 25 | 215 | 44 | 952 | 12 | 102 | 165 | 17.8 | 43 |
| 1970 | 11 | 760 | 2760 | 250.9 | 3.6 | 458 | 1201 | 109.2 | 2.6 | 302 | 145 | 1559 | 12 | 48.0 | 141.7 | 36.8 | 27 | 403 | 57 | 1187 | 14 | 344 | 159 | 14.9 | 19 |
| 1971 | 11 | 746 | 2845 | 258.6 | 3.8 | 554 | 1582 | 143.8 | 3.8 | 192 | 82 | 1263 | 14 | 42.7 | 114.8 | 36.7 | 24 | 254 | 32 | 656 | 19 | 176 | 158 | 14.1 | 30 |
| 1972 | 11 | 742 | 2928 | 266.2 | 3.9 | 590 | 2058 | 187.1 | 3.5 | 152 | 64 | 870 | 9 | 42.1 | 79.1 | 38.4 | 32 | 194 | 41 | 763 | 15 | 74 | 160 | 13.0 | 26 |
| 1973 | 11 | 796 | 4009 | 364.5 | 5.0 | 591 | 2497 | 227.0 | 4.1 | 205 | 90 | 1512 | 10 | 43.9 | 137.5 | 41.8 | 31 | 227 | 43 | 831 | 19 | 213 | 204 | 21.0 | 31 |
| 1974 | 11 | 749 | 3659 | 332.6 | 4.9 | 611 | 2543 | 231.2 | 4.2 | 138 | 62 | 1116 | 8 | 44.9 | 101.5 | 39.5 | 27 | 285 | 37 | 744 | 13 | 132 | 196 | 22.4 | 29 |
| 1975 | 11 | 746 | 3722 | 338.4 | 5.0 | 538 | 1924 | 174.9 | 3.6 | 208 | 111 | 1798 | 9 | 53.3 | 163.5 | 34.8 | 22 | 145 | 49 | 876 | 6 | 59 | 195 | 16.1 | 35 |
| 1976 | 11 | 750 | 3707 | 337.0 | 4.9 | 573 | 2463 | 223.8 | 4.3 | 177 | 87 | 1245 | 10 | 49.2 | 113.2 | 38.2 | 16 | 88 | 34 | 547 | 9 | 24 | 206 | 15.6 | 34 |
| 1977 | 12 | 852 | 4075 | 339.6 | 4.8 | 639 | 2369 | 197.4 | 3.7 | 213 | 111 | 1706 | 8 | 52.1 | 142.2 | 38.4 | 37 | 335 | 32 | 648 | 8 | 234 | 216 | 19.0 | 30 |
| 1978 | 12 | 946 | 5134 | 427.8 | 5.4 | 741 | 3469 | 289.1 | 4.7 | 205 | 111 | 1665 | 5 | 54.1 | 138.8 | 39.4 | 23 | 288 | 25 | 486 | 24 | 327 | 273 | 30.7 | 21 |
| 1979 | 12 | 911 | 3901 | 325.1 | 4.3 | 725 | 2689 | 224.1 | 3.7 | 186 | 93 | 1212 | 10 | 50.0 | 101.0 | 43.0 | 29 | 193 | 24 | 363 | 16 | 216 | 228 | 17.1 | 21 |
| 1980 | 11 | 813 | 3675 | 334.1 | 4.5 | 590 | 1993 | 181.2 | 3.4 | 223 | 109 | 1682 | 13 | 48.8 | 152.8 | 37.7 | 28 | 175 | 32 | 502 | 12 | 175 | 203 | 19.7 | 36 |
| 1981 | 12 | 910 | 4698 | 391.5 | 5.2 | 705 | 2977 | 248.1 | 4.2 | 205 | 112 | 1721 | 10 | 54.6 | 143.4 | 42.1 | 37 | 333 | 20 | 409 | 23 | 190 | 254 | 28.2 | 24 |
| 1982 | 11 | 796 | 3869 | 354.2 | 4.9 | 618 | 2604 | 236.7 | 4.2 | 178 | 98 | 1265 | 12 | 55.1 | 115.0 | 39.9 | 24 | 160 | 17 | 312 | 21 | 261 | 210 | 26.3 | 24 |
| 1983 | 11 | 778 | 4219 | 383.5 | 5.4 | 588 | 2752 | 250.2 | 4.7 | 190 | 104 | 1467 | 11 | 54.7 | 133.4 | 43.3 | 17 | 83 | 34 | 648 | 20 | 208 | 219 | 30.7 | 24 |
| 1984 | 11 | 768 | 4184 | 380.4 | 4.5 | 521 | 2326 | 211.5 | 4.5 | 247 | 137 | 1858 | 12 | 55.5 | 168.9 | 44.0 | 32 | 206 | 27 | 522 | 16 | 114 | 221 | 31.5 | 27 |
| 1985 | 12 | 860 | 4283 | 356.9 | 5.0 | 603 | 2688 | 224.0 | 4.5 | 257 | 125 | 1595 | 10 | 48.6 | 132.9 | 39.9 | 19 | 100 | 43 | 915 | 11 | 86 | 235 | 20.3 | 33 |
| 1986 | 12 | 917 | 4570 | 380.8 | 5.0 | 705 | 3245 | 270.4 | 4.6 | 212 | 104 | 1325 | 11 | 49.1 | 110.4 | 38.5 | 36 | 313 | 39 | 977 | 16 | 180 | 242 | 24.7 | 24 |
| 1987 | 12 | 887 | 4542 | 378.5 | 5.1 | 661 | 2972 | 247.7 | 4.5 | 226 | 109 | 1570 | 12 | 48.2 | 130.8 | 38.3 | 53 | 720 | 34 | 724 | 19 | 147 | 235 | 27.8 | 29 |
| 1988 | 12 | 874 | 4615 | 384.6 | 5.3 | 673 | 3241 | 270.1 | 4.8 | 201 | 85 | 1374 | 4 | 42.3 | 114.5 | 41.1 | 41 | 269 | 27 | 538 | 15 | 171 | 241 | 28.5 | 13 |
| 1989 | 12 | 873 | 4561 | 380.1 | 5.2 | 678 | 2841 | 234.9 | 4.2 | 195 | 117 | 1720 | 6 | 60.0 | 139.8 | 42.7 | 36 | 354 | 26 | 581 | 21 | 318 | 253 | 30.7 | 15 |
| 1990 | 12 | 882 | 4265 | 355.4 | 4.8 | 667 | 2956 | 246.3 | 4.4 | 215 | 107 | 1309 | 5 | 49.7 | 109.1 | 43.7 | 52 | 422 | 29 | 627 | 16 | 181 | 225 | 27.7 | 17 |
| 1991 | 12 | 918 | 4836 | 403.0 | 5.3 | 658 | 3019 | 251.6 | 4.6 | 260 | 140 | 1817 | 11 | 53.8 | 151.4 | 35.6 | 49 | 555 | 31 | 623 | 9 | 39 | 253 | 26.4 | 29 |
| 1992 | 11 | 824 | 4054 | 368.5 | 4.9 | 580 | 2828 | 257.1 | 4.9 | 224 | 103 | 1226 | 5 | 42.2 | 111.5 | 40.0 | 37 | 268 | 35 | 650 | 14 | 258 | 205 | 23.7 | 18 |
| 1993 | 12 | 804 | 3728 | 310.7 | 4.6 | 602 | 2131 | 177.6 | 3.5 | 202 | 100 | 1597 | 10 | 49.5 | 133.1 | 34.1 | 27 | 347 | | | | | | | |

Yearly Opponent Stats



| Year | Games | Plays | Total Yards | Yards Per Game | Yards Per Play | Rushes | Rushing Yards | Yards Per Game | Yards Per Rush | Pass Attempts | Pass Completions | Passing Yards | Had Intercepted | Completion % | Yards Per Game | Punting Average | Punt Returns | Punt Return Yards | Kickoff Returns | Kickoff Return Yards | Interceptions | Interception Yards | First Downs | Points Per Game | Turnovers | |
|------|-------|-------|-------------|----------------|----------------|--------|---------------|----------------|----------------|---------------|------------------|---------------|-----------------|--------------|----------------|-----------------|--------------|-------------------|-----------------|----------------------|---------------|--------------------|-------------|-----------------|-----------|----|
| 1938 | 9 | 491 | 1742 | 193.6 | 3.5 | 386 | 1211 | 134.6 | 3.1 | 105 | 39 | 531 | 9 | 37.1 | 33.0 | | | | | | | 4 | 84 | 6.2 | 17 | |
| 1939 | 10 | 519 | 1575 | 157.5 | 3.0 | 410 | 1126 | 112.6 | 2.7 | 109 | 32 | 449 | 14 | 29.4 | 44.9 | | | | | | | 7 | 80 | 4.5 | 26 | |
| 1940 | 9 | 468 | 1652 | 183.6 | 3.5 | 339 | 1094 | 121.6 | 3.2 | 129 | 46 | 558 | 19 | 35.7 | 62.0 | | | | | | | 6 | 92 | 8.3 | 27 | |
| 1941 | 9 | 487 | 1886 | 209.6 | 3.9 | 334 | 904 | 100.4 | 2.7 | 153 | 74 | 982 | 12 | 48.4 | 109.1 | | | | | | | 10 | 83 | 10.1 | 26 | |
| 1942 | 10 | 597 | 2349 | 234.9 | 3.9 | 467 | 1625 | 162.5 | 3.5 | 130 | 49 | 724 | 12 | 38.0 | 72.4 | | | | | | | 15 | 101 | 13.8 | 25 | |
| 1943 | 8 | 462 | 2418 | 302.3 | 5.2 | 349 | 1582 | 197.8 | 4.5 | 113 | 54 | 836 | 12 | 47.8 | 104.5 | | | | | | | 10 | 98 | 23.1 | 32 | |
| 1944 | 9 | 519 | 2436 | 270.7 | 4.7 | 410 | 1797 | 199.7 | 4.4 | 109 | 40 | 639 | 14 | 36.7 | 71.0 | | | | | | | 16 | 105 | 19.9 | 28 | |
| 1945 | 10 | 533 | 1932 | 193.2 | 3.6 | 364 | 1105 | 110.5 | 3.0 | 169 | 60 | 827 | 19 | 35.5 | 82.7 | | | | | | | 13 | 91 | 7.3 | 34 | |
| 1946 | 9 | 489 | 2127 | 265.9 | 4.3 | 336 | 1164 | 145.5 | 3.5 | 153 | 62 | 963 | 1 | 40.5 | 120.4 | | | | | | | 15 | 98 | 19.3 | 29 | |
| 1947 | 9 | 544 | 2189 | 243.7 | 4.0 | 404 | 1223 | 135.9 | 3.0 | 140 | | 966 | 7 | | 107.3 | | | | | | | 19 | 104 | 16.2 | 23 | |
| 1948 | 11 | | 1949 | 177.2 | | | 1116 | 101.5 | | 161 | 61 | 833 | 21 | 37.9 | 75.7 | | | | | | | 15 | 99 | 6.9 | 31 | |
| 1949 | 10 | 621 | 3169 | 316.9 | 5.1 | 460 | 2168 | 216.8 | 4.7 | 161 | 76 | 1001 | 14 | 47.2 | 100.1 | | | | | | | 13 | 147 | 21.6 | 33 | |
| 1950 | 10 | 570 | 2255 | 225.5 | 4.0 | 354 | 1365 | 136.5 | 3.9 | 216 | 83 | 890 | 17 | 38.4 | 89.0 | 38.3 | 14 | 153 | | | | 8 | 79 | 97 | 6.2 | 35 |
| 1951 | 10 | 618 | 2259 | 225.9 | 3.7 | 442 | 1383 | 138.3 | 3.1 | 176 | 61 | 876 | 13 | 34.7 | 87.6 | 39.2 | 32 | 429 | | | | 29 | 103 | 9.7 | 28 | |
| 1952 | 9 | 620 | 2317 | 257.4 | 3.7 | 459 | 1436 | 159.6 | 3.1 | 161 | 62 | 881 | 16 | 38.5 | 97.9 | 37.2 | 35 | 269 | 28 | 412 | | 19 | 193 | 113 | 17.4 | 32 |
| 1953 | 9 | 518 | 2461 | 273.4 | 4.8 | 367 | 1478 | 164.2 | 4.0 | 151 | 54 | 983 | 14 | 35.7 | 109.2 | 31.0 | 15 | 401 | 28 | 767 | | 15 | 230 | 116 | 19.1 | 27 |
| 1954 | 10 | 528 | 1761 | 176.1 | 3.3 | 388 | 969 | 96.9 | 2.5 | 140 | 66 | 792 | 10 | 47.1 | 79.2 | 35.5 | 19 | 161 | 41 | 748 | | 11 | 218 | 96 | 12.1 | 23 |
| 1955 | 10 | 561 | 2478 | 247.8 | 4.4 | 427 | 1624 | 162.4 | 3.8 | 134 | 49 | 854 | 13 | 37.0 | 85.4 | 34.3 | 8 | 142 | 33 | 709 | | 13 | 85 | 138 | 14.4 | 28 |
| 1956 | 11 | 635 | 2448 | 244.8 | 3.9 | 511 | 1922 | 192.2 | 3.8 | 124 | 48 | 526 | 12 | 38.8 | 52.6 | 33.6 | 19 | 122 | 27 | 506 | | 7 | 44 | 133 | 7.4 | 30 |
| 1957 | 10 | 592 | 2159 | 215.9 | 3.6 | 463 | 1562 | 156.2 | 3.4 | 129 | 49 | 597 | 7 | 37.9 | 59.7 | 33.3 | 6 | 63 | 40 | 808 | | 8 | 62 | 111 | 7.8 | 15 |
| 1958 | 11 | 646 | 2673 | 243.0 | 4.1 | 454 | 1517 | 137.9 | 3.3 | 192 | 88 | 1156 | 8 | 45.9 | 105.1 | 37.5 | 22 | 179 | 29 | 604 | | 9 | 48 | 148 | 12.5 | 23 |
| 1959 | 11 | 603 | 2130 | 193.6 | 3.5 | 430 | 1174 | 106.7 | 2.7 | 189 | 80 | 956 | 8 | 42.3 | 86.9 | 36.3 | 24 | 151 | | | | 20 | 114 | 8.5 | 26 | |
| 1960 | 10 | 573 | 2143 | 214.3 | 3.7 | 389 | 1143 | 114.3 | 2.9 | 184 | 94 | 1000 | 11 | 51.0 | 100.0 | 34.1 | 19 | 165 | 37 | 766 | | 10 | 116 | 12.4 | 17 | |
| 1961 | 10 | 567 | 2340 | 234.0 | 4.1 | 399 | 1275 | 127.5 | 3.2 | 198 | 88 | 1265 | 8 | 44.4 | 126.5 | 37.8 | 27 | 265 | 38 | 725 | | 14 | 151 | 114 | 12.6 | 17 |
| 1962 | 10 | 577 | 2403 | 240.3 | 4.2 | 395 | 1213 | 121.3 | 3.0 | 182 | 91 | 1198 | 13 | 50.0 | 119.0 | 37.3 | 27 | 296 | 36 | 776 | | 16 | 266 | 127 | 13.0 | 22 |
| 1963 | 10 | 544 | 1847 | 184.7 | 3.4 | 344 | 931 | 93.1 | 2.7 | 200 | 79 | 916 | 8 | 39.5 | 91.6 | 36.5 | 18 | 183 | 37 | 834 | | 16 | 219 | 104 | 14.0 | 25 |
| 1964 | 10 | 641 | 2710 | 271.0 | 4.2 | 439 | 1605 | 160.5 | 3.4 | 202 | 87 | 1105 | 19 | 43.1 | 110.5 | 32.3 | 30 | 317 | 28 | 531 | | 16 | 229 | 141 | 13.5 | 34 |
| 1965 | 10 | 622 | 2515 | 251.5 | 4.0 | 448 | 1514 | 151.4 | 3.4 | 174 | 79 | 1001 | 10 | 45.4 | 100.1 | 37.8 | 29 | 339 | 15 | 439 | | 15 | 154 | 141 | 13.7 | 29 |
| 1966 | 10 | 681 | 3164 | 316.4 | 4.6 | 444 | 1753 | 175.3 | 3.9 | 237 | 117 | 1411 | 12 | 49.4 | 141.1 | 39.6 | 27 | 229 | 33 | 694 | | 15 | 158 | 169 | 17.7 | 21 |
| 1967 | 10 | 661 | 2577 | 257.7 | 3.9 | 455 | 1396 | 139.6 | 3.1 | 206 | 92 | 1181 | 9 | 44.7 | 118.1 | 35.8 | 36 | 389 | 34 | 748 | | 13 | 102 | 137 | 12.8 | 21 |
| 1968 | 10 | 748 | 3386 | 338.6 | 4.5 | 483 | 1319 | 131.9 | 2.8 | 285 | 143 | 2067 | 17 | 50.2 | 206.7 | 37.3 | 28 | 331 | 39 | 811 | | 19 | 183 | 174 | 17.9 | 34 |
| 1969 | 10 | 784 | 3579 | 357.9 | 4.6 | 542 | 1933 | 193.3 | 3.6 | 252 | 117 | 1646 | 12 | 46.0 | 164.6 | 37.8 | 28 | 206 | 27 | 591 | | 24 | 213 | 190 | 25.0 | 25 |
| 1970 | 11 | 838 | 4768 | 433.4 | 5.7 | 578 | 2781 | 252.8 | 4.9 | 260 | 148 | 1987 | 14 | 56.9 | 180.6 | 38.3 | 42 | 381 | 32 | 596 | | 12 | 118 | 228 | 28.5 | 31 |
| 1971 | 11 | 766 | 3352 | 304.7 | 4.4 | 534 | 2078 | 188.9 | 3.9 | 232 | 108 | 1282 | 19 | 46.6 | 116.5 | 40.0 | 38 | 255 | 36 | 682 | | 14 | 204 | 182 | 18.4 | 32 |
| 1972 | 11 | 773 | 3896 | 354.2 | 5.0 | 561 | 2433 | 221.2 | 4.3 | 212 | 104 | 1463 | 15 | 49.0 | 133.0 | 38.1 | 29 | 310 | 31 | 633 | | 10 | 196 | 198 | 22.3 | 29 |
| 1973 | 11 | 814 | 4072 | 370.2 | 5.0 | 624 | 2850 | 259.1 | 4.6 | 190 | 93 | 1222 | 19 | 49.5 | 111.1 | 39.8 | 27 | 252 | 44 | 919 | | 10 | 87 | 223 | 23.9 | 37 |
| 1974 | 11 | 789 | 3950 | 359.1 | 5.0 | 580 | 2586 | 235.1 | 4.5 | 209 | 102 | 1414 | 13 | 48.8 | 128.5 | 39.2 | 27 | 280 | 40 | 781 | | 8 | 82 | 211 | 22.7 | 28 |
| 1975 | 11 | 785 | 4434 | 403.1 | 5.6 | 648 | 3416 | 310.5 | 5.3 | 137 | 75 | 1017 | 6 | 54.7 | 92.5 | 39.9 | 32 | 248 | 33 | 674 | | 9 | 213 | 237 | 34.6 | 18 |
| 1976 | 11 | 809 | 4201 | 381.9 | 5.2 | 586 | 2586 | 235.1 | 4.4 | 223 | 115 | 1615 | 9 | 51.5 | 146.8 | 38.8 | 25 | 192 | 22 | 346 | | 10 | 73 | 226 | 21.5 | 26 |
| 1977 | 12 | 845 | 3582 | 298.5 | 4.2 | 603 | 2054 | 171.2 | 3.4 | 242 | 101 | 1528 | 21 | 41.7 | 127.2 | 41.9 | 24 | 65 | 41 | 799 | | 8 | 104 | 202 | 13.6 | 35 |
| 1978 | 12 | 775 | 3151 | 262.6 | 4.1 | 546 | 1843 | 153.6 | 3.4 | 229 | 112 | 1308 | 24 | 48.9 | 109.0 | 40.1 | 27 | 91 | 61 | 1128 | | 5 | 55 | 181 | 10.9 | 38 |
| 1979 | 12 | 759 | 2846 | 237.2 | 3.7 | 496 | 1354 | 112.8 | 2.7 | 263 | 119 | 1492 | 16 | 45.2 | 124.3 | 40.3 | 44 | 260 | 29 | 596 | | 10 | 108 | 151 | 9.7 | 24 |
| 1980 | 11 | 760 | 3338 | 303.4 | 4.4 | 493 | 1652 | 150.2 | 3.4 | 267 | 148 | 1686 | 11 | 55.4 | 153.3 | 37.4 | 22 | 175 | 30 | 587 | | 14 | 329 | 184 | 20.2 | 28 |
| 1981 | 12 | 810 | 3023 | 251.9 | 3.7 | 461 | 1169 | 97.4 | 2.5 | 349 | 164 | 1854 | 23 | 47.0 | 154.5 | 40.3 | 15 | 127 | 36 | 659 | | 10 | 87 | 201 | 8.8 | 41 |
| 1982 | 11 | 776 | 3557 | 323.4 | 4.6 | 400 | 1068 | 97.1 | 2.7 | 376 | 209 | 2489 | 20 | 55.6 | 226.3 | 37.7 | 9 | 87 | 27 | 545 | | 12 | 94 | 207 | 13.4 | 35 |
| 1983 | 11 | 804 | 4036 | 366.9 | 5.0 | 425 | 1588 | 144.4 | 3.7 | 379 | 214 | 2448 | 19 | 56.5 | 222.5 | 38.6 | 20 | 148 | 20 | 396 | | 11 | 94 | 244 | 18.2 | 38 |
| 1984 | 11 | 809 | 3853 | 350.2 | 4.8 | 506 | 1921 | 174.6 | 3.8 | 303 | 146 | 1932 | 16 | 48.2 | 175.6 | 40.0 | 16 | 72 | 28 | 521 | | 12 | 225 | 221 | 19.5 | 27 |
| 1985 | 12 | 887 | 4331 | 360.9 | 4.9 | 568 | 2167 | 180.6 | 3.8 | 319 | 180 | 2164 | 11 | 56.4 | 180.3 | 38.2 | 24 | 190 | 25 | 561 | | 9 | 70 | 248 | 18.5 | 28 |
| 1986 | 12 | 816 | 3687 | 307.3 | 4.5 | 394 | 1253 | 104.4 | 3.2 | 422 | 204 | 2434 | 16 | 48.3 | 202.8 | 42.1 | 21 | 184 | 54 | 965 | | 11 | 138 | 205 | 15.6 | 23 |
| 1987 | 12 | 755 | 2945 | 245.4 | 3.9 | 416 | 991 | 82.6 | 2.4 | 339 | 167 | 1954 | 19 | 49.3 | 162.8 | 40.6 | 21 | 207 | 64 | 1291 | | 12 | 89 | 164 | 14.7 | 28 |
| 1988 | 12 | 788 | 3329 | 277.4 | 4.2 | 444 | 1394 | 116.2 | 3.1 | 344 | 171 | 1935 | 15 | 49.7 | 161.3 | 40.3 | 25 | 215 | 64 | 1237 | | 4 | 2 | 208 | 13.1 | 34 |
| 1989 | 12 | 746 | 3184 | 265.3 | 4.2 | 367 | 1159 | 96.6 | 3.2 | 379 | 185 | 2025 | 21 | 48.8 | 168.6 | 36.6 | 16 | 171 | 58 | 1390 | | 6 | 16 | 179 | 11.5 | 38 |
| 1990 | 12 | 747 | 2630 | 219.2 | 3.5 | 402 | 848 | 70.9 | 2.1 | 345 | 167 | 1782 | 16 | 48.4 | 194.5 | 37.5 | 34 | 323 | 51 | 1310 | | 5 | 3 | 159 | 9.9 | 34 |
| 1991 | 12 | 793 | 3271 | 272.6 | 4.1 | 402 | 733 | 61.1 | 1.8 | 391 | 192 | 2538 | 9 | 49.1 | 211.5 | 38.7 | 23 | 210 | 53 | 1082 | | 11 | 58 | 170 | 15.4 | 19 |
| 1992 | 11 | 754 | 3656 | 332.4 | 4.9 | 413 | 1321 | 120.1 | 3.2 | 341 | 183 | 2335 | 14 | 53.7 | 212.3 | 36.9 | 32 | 307 | 46 | 925 | | 5 | 46 | 189 | 19.4 | 22 |
| 1993 | 12 | 815 | 4053 | 337.8 | 4.9 | 437 | 1550 | 129.2 | 3.5 | 378 | 203 | 2503 | 17 | 53.7 | 200.6 | 41.6 | 21 | 144 | 34 | 736 | | 10 | 72 | 218 | 16.0 | 30 |
| 1994 | 11 | 735 | 3638 | 330.7 | 5.0 | 379 | 1248 | 113 | | | | | | | | | | | | | | | | | | |



All-Time Results

| Date | Score | W | L | T | Site | Opponent | CU/Opp. Rank | Opp. AP Final Rank | Opp. Final Rank |
|------|-------|---|---|---|------|----------|--------------|--------------------|-----------------|
|------|-------|---|---|---|------|----------|--------------|--------------------|-----------------|

1896 (2-1)

| | | | | | | | | | |
|-------|------|---|---|--|--|----------------|--|--|-----|
| O. 31 | 14-6 | W | A | | | Furman | | | 2-3 |
| N. 12 | 6-12 | L | A | | | South Carolina | | | 1-3 |
| N. 21 | 16-0 | W | A | | | Wofford | | | 2-2 |

1897 (2-2)

| | | | | | | | | | |
|-------|------|---|---|--|--|----------------|--|--|-----|
| O. 9 | 0-24 | L | A | | | Georgia | | | 2-1 |
| O. 23 | 10-0 | W | A | | | Charlotte "Y" | | | |
| O. 25 | 0-28 | L | A | | | North Carolina | | | 7-3 |
| N. 10 | 18-6 | W | A | | | South Carolina | | | 0-3 |

1898 (3-1)

| | | | | | | | | | |
|-------|------|---|----|--|--|----------------|--|--|-----|
| O. 8 | 8-20 | L | A | | | Georgia | | | 4-2 |
| O. 20 | 55-0 | W | H | | | Bingham | | | |
| N. 17 | 24-0 | W | A | | | South Carolina | | | 1-2 |
| N. 24 | 23-0 | W | N1 | | | Georgia Tech | | | 0-3 |

N1 - Augusta, GA

1899 (4-2)

| | | | | | | | | | |
|-------|------|---|----|--|--|----------------|--|--|-------|
| O. 7 | 0-11 | L | A | | | Georgia | | | 2-3-1 |
| O. 14 | 10-0 | W | N1 | | | Davidson | | | 1-3-1 |
| O. 28 | 0-34 | L | A | | | Auburn | | | 3-1-1 |
| N. 9 | 34-0 | W | A | | | South Carolina | | | 2-3 |
| N. 18 | 24-0 | W | N1 | | | N.C. State | | | 1-2-2 |
| N. 30 | 41-5 | W | N2 | | | Georgia Tech | | | 0-5 |

N1 - Rock Hill, SC; N2 - Greenville, SC

1900 (6-0)

| | | | | | | | | | |
|-------|------|---|----|--|--|----------------|--|--|-------|
| O. 19 | 64-0 | W | H | | | Davidson | | | 4-2 |
| O. 22 | 21-0 | W | A | | | Wofford | | | 1-2-1 |
| N. 1 | 51-0 | W | A | | | South Carolina | | | 4-3 |
| N. 10 | 39-5 | W | A | | | Georgia | | | 2-4 |
| N. 24 | 12-5 | W | N1 | | | Virginia Tech | | | 3-3-1 |
| N. 29 | 35-0 | W | N2 | | | Alabama | | | 2-3 |

N1 - Charlotte, NC; N2 - Birmingham, AL

1901 (3-1-1)

| | | | | | | | | | |
|-------|-------|---|----|--|--|----------------|--|--|-------|
| O. 5 | 122-0 | W | H | | | Guilford | | | 0-4 |
| O. 19 | 6-6 | T | A | | | Tennessee | | | 3-3-2 |
| O. 26 | 29-5 | W | A | | | Georgia | | | 1-5-2 |
| O. 31 | 11-17 | L | N1 | | | Virginia Tech | | | 6-1 |
| N. 28 | 22-10 | W | N2 | | | North Carolina | | | 7-2 |

N1 - Columbia, SC; N2 - Charlotte, NC

1902 (6-1)

| | | | | | | | | | |
|------|------|---|---|--|--|------------|--|--|-------|
| O. 4 | 11-5 | W | H | | | N.C. State | | | 3-4-2 |
|------|------|---|---|--|--|------------|--|--|-------|

| | | | | | | | | | |
|-------|------|---|---|--|--|----------------|--|--|-------|
| O. 18 | 44-5 | W | A | | | Georgia Tech | | | 0-6-2 |
| O. 24 | 28-0 | W | A | | | Furman | | | 4-3-3 |
| O. 30 | 6-12 | L | A | | | South Carolina | | | 6-1 |
| N. 8 | 36-0 | W | H | | | Georgia | | | 4-2-1 |
| N. 15 | 16-0 | W | A | | | Auburn | | | 2-4-1 |
| N. 27 | 11-0 | W | A | | | Tennessee | | | 6-2 |

1903 (4-1-1)

| | | | | | | | | | |
|-------|-------|---|----|--|--|----------------|--|--|-----|
| O. 10 | 29-0 | W | A | | | Georgia | | | 3-4 |
| O. 17 | 73-0 | W | A | | | Georgia Tech | | | 2-5 |
| O. 28 | 24-0 | W | N1 | | | N.C. State | | | 4-4 |
| N. 14 | 6-11 | L | A | | | North Carolina | | | 6-3 |
| N. 21 | 24-0 | W | A | | | Davidson | | | 1-4 |
| N. 26 | 11-11 | T | N2 | | | #Cumberland | | | |

N1 - Columbia, SC; N2 - Montgomery, AL; # - SIAA Championship Game

1904 (3-3-1)

| | | | | | | | | | |
|-------|-------|---|----|--|--|--------------|--|--|-------|
| O. 8 | 18-0 | W | N1 | | | Alabama | | | 7-3 |
| O. 15 | 0-5 | L | H | | | Auburn | | | 5-0 |
| O. 22 | 10-0 | W | H | | | Georgia | | | 1-5 |
| O. 27 | 5-11 | L | N2 | | | Sewanee | | | |
| N. 5 | 11-11 | T | A | | | Georgia Tech | | | 8-1-1 |
| N. 12 | 6-0 | W | A | | | Tennessee | | | 3-5-1 |
| N. 24 | 0-18 | L | A | | | N.C. State | | | 3-1-2 |

N1 - Birmingham, AL; N2 - Columbia, SC

1905 (3-2-1)

| | | | | | | | | | |
|-------|-------|---|----|--|--|--------------|--|--|-------|
| O. 14 | 5-5 | T | H | | | Tennessee | | | 3-5-1 |
| O. 21 | 35-0 | W | A | | | Georgia | | | 1-5 |
| O. 25 | 25-0 | W | N1 | | | Alabama | | | 6-4 |
| N. 11 | 26-0 | W | A | | | Auburn | | | 2-4 |
| N. 18 | 0-41 | L | A | | | Vanderbilt | | | 7-1 |
| N. 30 | 10-17 | L | A | | | Georgia Tech | | | 6-0-1 |

N1 - Columbia, SC

1906 (4-0-3)

| | | | | | | | | | |
|-------|------|---|----|--|--|---------------|--|--|-------|
| O. 13 | 0-0 | T | H | | | Virginia Tech | | | 5-2-2 |
| O. 20 | 6-0 | W | H | | | Georgia | | | 2-4-1 |
| O. 25 | 0-0 | T | N1 | | | N.C. State | | | 3-1-4 |
| N. 3 | 0-0 | T | A | | | Davidson | | | 3-2-1 |
| N. 10 | 6-4 | W | H | | | Auburn | | | 1-5-1 |
| N. 19 | 16-0 | W | H | | | Tennessee | | | 1-6-2 |
| N. 29 | 10-0 | W | A | | | Georgia Tech | | | 5-3-1 |

N1 - Columbia, SC

1907 (4-4)

| | | | | | | | | | |
|-------|------|---|---|--|--|-----------------|--|--|-------|
| S. 28 | 5-0 | W | H | | | Gordon Military | | | |
| O. 9 | 35-0 | W | H | | | Maryville | | | |
| O. 21 | 0-4 | L | H | | | Tennessee | | | 7-2-1 |

| | | | | | | | | | |
|-------|------|---|----|--|--|----------------|--|--|-------|
| O. 31 | 15-6 | W | N1 | | | North Carolina | | | 4-4-1 |
| N. 4 | 0-12 | L | A | | | Auburn | | | 6-2-1 |
| N. 7 | 0-8 | L | N2 | | | Georgia | | | 4-3-1 |
| N. 9 | 6-10 | L | H | | | Davidson | | | 4-1-1 |
| N. 28 | 6-5 | W | A | | | Georgia Tech | | | 4-4 |

N1 - Columbia, SC; N2 - Augusta, GA

1908 (1-6)

| | | | | | | | | | |
|-------|------|---|----|--|--|-----------------|--|--|-------|
| S. 26 | 15-0 | W | H | | | Gordon Military | | | |
| O. 10 | 0-6 | L | H | | | Virginia Tech | | | 5-4 |
| O. 17 | 0-41 | L | A | | | Vanderbilt | | | 7-2-1 |
| O. 28 | 0-13 | L | N1 | | | Davidson | | | 6-2-2 |
| N. 5 | 0-6 | L | N2 | | | Georgia | | | 5-2-1 |
| N. 14 | 5-6 | L | A | | | Tennessee | | | 7-2 |
| N. 26 | 6-30 | L | A | | | Georgia Tech | | | 6-3 |

N1 - Columbia, SC; N2 - Augusta, GA

1909 (6-3)

| | | | | | | | | | |
|-------|------|---|----|--|--|-----------------|--|--|-------|
| S. 27 | 26-0 | W | H | | | Gordon Military | | | |
| O. 2 | 0-6 | L | A | | | Virginia Tech | | | 6-1 |
| O. 9 | 17-5 | W | N1 | | | Davidson | | | 3-4-2 |
| O. 16 | 0-3 | L | N2 | | | Alabama | | | 5-1-2 |
| O. 23 | 19-0 | W | H | | | Port Royal | | | |
| N. 4 | 6-0 | W | A | | | South Carolina | | | 2-6 |
| N. 10 | 5-0 | W | N3 | | | Georgia | | | 1-4-2 |
| N. 13 | 17-0 | W | A | | | The Citadel | | | 4-3-2 |
| N. 25 | 3-29 | L | A | | | Georgia Tech | | | 7-2 |

N1 - Charlotte, NC; N2 - Birmingham, AL; N3 - Augusta, GA

1910 (4-3-1)

| | | | | | | | | | |
|-------|------|---|----|--|--|-----------------|--|--|-------|
| S. 24 | 26-0 | W | H | | | Gordon Military | | | |
| O. 1 | 0-3 | L | H | | | Mercer | | | 6-3 |
| O. 8 | 24-0 | W | A | | | Samford | | | |
| O. 15 | 32-0 | W | A | | | The Citadel | | | 3-4 |
| O. 22 | 0-17 | L | A | | | Auburn | | | 6-1 |
| N. 3 | 24-0 | W | A | | | South Carolina | | | 4-4 |
| N. 10 | 0-0 | T | N1 | | | Georgia | | | 6-2-1 |
| N. 24 | 0-34 | L | A | | | Georgia Tech | | | 5-3 |

N1 - Augusta, GA

1911 (3-5)

| | | | | | | | | | |
|-------|------|---|----|--|--|----------------|--|--|-------|
| O. 14 | 0-29 | L | H | | | Auburn | | | 4-2-1 |
| O. 21 | 15-0 | W | H | | | Samford | | | |
| O. 25 | 5-6 | L | H | | | Florida | | | 5-1 |
| N. 2 | 27-0 | W | A | | | South Carolina | | | 1-4-2 |
| N. 4 | 18-0 | W | A | | | The Citadel | | | 5-2-2 |
| N. 9 | 0-23 | L | N1 | | | Georgia | | | 7-1-1 |
| N. 18 | 6-30 | L | N2 | | | Mercer | | | 4-6-1 |
| N. 30 | 0-31 | L | A | | | Georgia Tech | | | 6-2-1 |

N1 - Augusta, GA; N2 - Columbus, GA

1912 (4-4)

| | | | | | | | | | |
|-------|-------|---|----|--|--|----------------|--|--|-------|
| O. 5 | 59-0 | W | A | | | Samford | | | |
| O. 12 | 26-0 | W | H | | | Riverside | | | |
| O. 19 | 6-27 | L | A | | | Auburn | | | 6-1-1 |
| O. 26 | 52-14 | W | H | | | The Citadel | | | 3-4 |
| O. 31 | 7-22 | L | A | | | South Carolina | | | 5-2-1 |
| N. 7 | 5-27 | L | N1 | | | Georgia | | | 6-1-1 |
| N. 16 | 21-13 | W | A | | | Mercer | | | 5-3-1 |
| N. 28 | 0-23 | L | A | | | Georgia Tech | | | 5-3-1 |

N1 - Augusta, GA

1913 (4-4)

| | | | | | | | | | |
|-------|-------|---|----|--|--|----------------|--|--|-------|
| O. 4 | 6-3 | W | H | | | Davidson | | | 2-5 |
| O. 11 | 0-20 | L | A | | | Alabama | | | 6-3 |
| O. 18 | 0-20 | L | H | | | Auburn | | | 8-0 |
| O. 30 | 32-0 | W | A | | | South Carolina | | | 4-3 |
| N. 6 | 15-18 | L | N1 | | | Georgia | | | 6-2 |
| N. 8 | 7-3 | W | A | | | The Citadel | | | 3-4-2 |
| N. 17 | 52-0 | W | A | | | Mercer | | | 2-5-1 |
| N. 27 | 0-34 | L | A | | | Georgia Tech | | | 7-2 |

N1 - Augusta, GA

1914 (5-3-1)

| | | | | | | | | | |
|-------|------|---|---|--|--|----------------|--|--|-------|
| O. 3 | 0-0 | T | A | | | Davidson | | | 5-1-1 |
| O. 10 | 0-27 | L | A | | | Tennessee | | | 9-0 |
| O. 17 | 0-28 | L | A | | | Auburn | | | 8-0-1 |
| O. 22 | 57-0 | W | A | | | Furman | | | 2-5 |
| O. 29 | 29-6 | W | A | | | South Carolina | | | 5-5-1 |



The 1908 team, coached by John Penton, had a 3-1 record. All three wins were shutouts.

All-Time Results



| | | | | | |
|-------------------|-------|---|----|-------------------|-------|
| O. 31 | 14-0 | W | A | The Citadel | 2-5 |
| N. 7 | 35-13 | W | A | Georgia | 3-5-1 |
| N. 14 | 27-23 | W | N1 | Virginia Military | 4-4 |
| N. 26 | 6-26 | L | A | Georgia Tech | 6-2 |
| N1 - Richmond, VA | | | | | |

1915 (2-4-2)

| | | | | | |
|-------|------|---|----|-------------------|-------|
| S. 25 | 94-0 | W | A | Furman | 5-3 |
| O. 2 | 6-6 | T | H | *Davidson | 5-3-1 |
| O. 9 | 3-0 | W | A | Tennessee | 4-4 |
| O. 16 | 0-14 | L | N1 | Auburn | 6-2 |
| O. 28 | 0-0 | T | A | South Carolina | 5-3-1 |
| N. 6 | 7-9 | L | N2 | North Carolina | 4-3-1 |
| N. 13 | 3-6 | L | N3 | Virginia Military | 6-2-1 |
| N. 25 | 0-13 | L | A | Georgia | 5-2-2 |

* - dedication of Riggs Field; N1 - Anderson, SC; N2 - Greenville, SC; N3 - Richmond, VA

1916 (3-6)

| | | | | | |
|-------|------|---|----|-------------------|-------|
| S. 30 | 7-6 | W | H | Furman | 4-5 |
| O. 7 | 0-26 | L | N1 | Georgia | 6-3 |
| O. 14 | 0-14 | L | H | Tennessee | 8-0-1 |
| O. 20 | 0-28 | L | A | Auburn | 6-2 |
| O. 26 | 27-0 | W | A | South Carolina | 2-7 |
| N. 11 | 7-37 | L | N2 | Virginia Military | 4-5 |
| N. 16 | 0-3 | L | N3 | The Citadel | 6-1-1 |
| N. 22 | 40-0 | W | H | Presbyterian | 4-3 |
| N. 30 | 0-33 | L | N4 | Davidson | 5-3-1 |

N1 - Anderson, SC; N2 - Richmond, VA; N3 - Orangeburg, SC; N4 - Charlotte, NC

1917 (6-2)

| | | | | | |
|-------|-------|---|----|----------------|-------|
| S. 28 | 13-0 | W | H | Presbyterian | 8-1 |
| O. 13 | 38-0 | W | A | Furman | 3-5 |
| O. 19 | 0-7 | L | H | Auburn | 6-2-1 |
| O. 25 | 21-13 | W | A | South Carolina | 3-5 |
| N. 1 | 27-16 | W | A | Wofford | 5-4 |
| N. 8 | 20-0 | W | N1 | The Citadel | 3-3 |
| N. 17 | 55-7 | W | N2 | Florida | 2-4 |
| N. 29 | 9-21 | L | N3 | Davidson | 6-4 |

N1 - Orangeburg, SC; N2 - Jacksonville, FL; N3 - Charlotte, NC

1918 (5-2)

| | | | | | |
|-------|-------|---|----|----------------|-------|
| S. 27 | 65-0 | W | H | Camp Sevier | |
| O. 5 | 0-28 | L | A | Georgia Tech | 6-1 |
| N. 2 | 39-0 | W | A | South Carolina | 2-1-1 |
| N. 9 | 13-66 | L | H | Camp Hancock | |
| N. 16 | 7-0 | W | N1 | The Citadel | 0-2-1 |
| N. 23 | 67-7 | W | H | Furman | 3-5-1 |
| N. 29 | 7-0 | W | H | Davidson | 2-1-1 |

N1 - Columbia, SC

1919 (6-2-2)

| | | | | | |
|-------|------|---|----|----------------|-------|
| S. 27 | 53-0 | W | H | Erskine | 2-5 |
| O. 3 | 7-0 | W | H | Davidson | 4-4-2 |
| O. 11 | 0-28 | L | A | Georgia Tech | 7-3 |
| O. 17 | 0-7 | L | A | Auburn | 8-1 |
| O. 25 | 14-0 | W | H | Tennessee | 3-3-3 |
| O. 30 | 19-6 | W | A | South Carolina | 1-7-1 |
| N. 7 | 19-7 | W | H | Presbyterian | 4-3-2 |
| N. 13 | 33-0 | W | N1 | The Citadel | 4-4-1 |
| N. 21 | 7-7 | T | A | Furman | 6-2-1 |
| N. 27 | 0-0 | T | A | Georgia | 4-2-3 |

N1 - Orangeburg, SC

1920 (4-6-1)

| | | | | | |
|-------|------|---|----|----------------|-------|
| S. 24 | 26-0 | W | H | Erskine | 5-3 |
| O. 1 | 7-7 | T | H | Presbyterian | 5-1-1 |
| O. 2 | 26-6 | W | H | Newberry | 1-7 |
| O. 9 | 13-7 | W | H | Wofford | 0-8-1 |
| O. 15 | 0-21 | L | H | Auburn | 7-2 |
| O. 23 | 0-26 | L | A | Tennessee | 7-2 |
| O. 28 | 0-3 | L | A | South Carolina | 5-4 |
| N. 6 | 0-7 | L | A | Georgia Tech | 8-1 |
| N. 11 | 26-0 | W | N1 | The Citadel | 2-6 |
| N. 20 | 0-14 | L | A | Furman | 9-1 |
| N. 25 | 0-55 | L | A | Georgia | 8-0-1 |

N1 - Orangeburg, SC

1921 (1-6-2)

| | | | | | |
|-------|------|---|----|----------------|-------|
| O. 1 | 0-14 | L | A | Centre | 10-0 |
| O. 7 | 34-0 | W | H | Presbyterian | 1-7 |
| O. 14 | 0-56 | L | A | Auburn | 5-3 |
| O. 21 | 0-0 | T | A | Furman | 7-2-1 |
| O. 27 | 0-21 | L | A | South Carolina | 5-1-2 |
| N. 5 | 7-48 | L | A | Georgia Tech | 8-1 |
| N. 10 | 7-7 | T | N1 | The Citadel | 3-3-2 |
| N. 18 | 0-13 | L | H | Erskine | 6-2 |
| N. 24 | 0-28 | L | A | Georgia | 7-2-1 |

N1 - Orangeburg, SC

1922 (5-4)

| | | | | | |
|-------|-------|---|----|----------------|-------|
| S. 30 | 0-21 | L | H | Centre | 6-3 |
| O. 7 | 57-0 | W | H | Newberry | 2-5 |
| O. 13 | 13-0 | W | H | †Presbyterian | 6-2-1 |
| O. 26 | 3-0 | W | A | South Carolina | 5-4 |
| N. 4 | 7-21 | L | A | Georgia Tech | 7-2 |
| N. 11 | 18-0 | W | A | The Citadel | 3-5 |
| N. 18 | 52-0 | W | H | Erskine | 0-8 |
| N. 25 | 6-20 | L | A | Furman | 8-3 |
| D. 2 | 14-47 | L | N1 | Florida | 7-2 |

† - Clemson's 100th win; N1 - Jacksonville, FL

1923 (5-2-1)

| | | | | | |
|-------|------|---|---|----------------|-------|
| S. 29 | 0-0 | T | H | Auburn | 3-3-3 |
| O. 6 | 32-0 | W | H | Newberry | 2-8 |
| O. 13 | 7-28 | L | A | Centre | 7-1-1 |
| O. 25 | 7-6 | W | A | South Carolina | 4-6 |
| N. 3 | 6-25 | L | A | Virginia Tech | 6-3 |
| N. 9 | 12-0 | W | H | Davidson | 3-7 |
| N. 17 | 20-0 | W | H | Presbyterian | 4-3-1 |
| N. 29 | 7-6 | W | A | Furman | 9-2 |

1924 (2-6)

| | | | | | |
|-------|------|---|----|----------------|-------|
| S. 27 | 60-0 | W | H | Elon | |
| O. 4 | 0-13 | L | A | Auburn | 4-4-1 |
| O. 11 | 14-0 | W | H | Presbyterian | 1-6-1 |
| O. 23 | 0-3 | L | A | South Carolina | 7-3 |
| N. 1 | 6-50 | L | H | Virginia Tech | 4-2-3 |
| N. 8 | 0-7 | L | N1 | Davidson | 7-2-1 |
| N. 15 | 0-20 | L | N2 | The Citadel | 6-4 |
| N. 27 | 0-3 | L | H | Furman | 5-5 |

N1 - Charlotte, NC; N2 - Anderson, SC

1925 (1-7)

| | | | | | |
|-------|------|---|---|----------------|-------|
| S. 26 | 9-14 | L | H | Presbyterian | 3-6 |
| O. 3 | 6-13 | L | H | Auburn | 5-3-1 |
| O. 10 | 6-19 | L | A | Kentucky | 6-3 |
| O. 22 | 0-33 | L | A | South Carolina | 7-3 |
| O. 29 | 0-13 | L | A | Wofford | 3-7 |
| N. 7 | 0-42 | L | H | Florida | 8-2 |
| N. 14 | 6-0 | W | A | The Citadel | 6-4 |
| N. 26 | 0-26 | L | A | Furman | 7-3 |

1926 (2-7)

| | | | | | |
|-------|------|---|---|----------------|-------|
| S. 18 | 7-0 | W | H | Erskine | 1-7 |
| S. 25 | 0-14 | L | H | Presbyterian | 7-2 |
| O. 2 | 0-47 | L | A | Auburn | 5-4 |
| O. 9 | 7-3 | W | H | N.C. State | 4-6 |
| O. 21 | 0-24 | L | A | South Carolina | 6-4 |
| O. 28 | 0-3 | L | A | Wofford | 2-8 |
| N. 6 | 0-33 | L | A | Florida | 2-6-2 |
| N. 13 | 6-15 | L | H | The Citadel | 7-3 |
| N. 25 | 0-30 | L | A | Furman | 8-1 |

1927 (5-3-1)

| | | | | | |
|-------|------|---|---|----------------|-------|
| S. 24 | 0-0 | T | H | Presbyterian | 3-3-3 |
| O. 1 | 3-0 | W | H | Auburn | 0-7-2 |
| O. 8 | 6-18 | L | A | N.C. State | 9-1 |
| O. 14 | 25-6 | W | H | Erskine | 2-4-1 |
| O. 20 | 20-0 | W | A | South Carolina | 4-5 |
| O. 29 | 6-0 | W | H | Wofford | 2-4-3 |
| N. 5 | 13-0 | W | A | The Citadel | 3-6-1 |
| N. 12 | 0-32 | L | A | Georgia | 9-1 |
| N. 24 | 0-28 | L | A | Furman | 10-1 |

1928 (8-3)

| | | | | | |
|-------|------|---|---|----------|-----|
| S. 22 | 30-0 | W | H | Newberry | 3-5 |
|-------|------|---|---|----------|-----|

| | | | | | |
|-------|-------|---|----|-------------------|-------|
| S. 29 | 6-0 | W | H | Davidson | 2-8 |
| O. 6 | 6-0 | W | A | Auburn | 1-8 |
| O. 12 | 7-0 | W | N1 | N.C. State | 4-3-1 |
| O. 19 | 52-0 | W | H | Erskine | 3-7 |
| O. 25 | 32-0 | W | A | South Carolina | 6-2-2 |
| N. 3 | 7-26 | L | A | Mississippi | 5-4 |
| N. 10 | 12-0 | W | N2 | Virginia Military | 5-3-2 |
| N. 17 | 6-27 | L | N3 | Florida | 8-1 |
| N. 29 | 27-12 | W | A | Furman | 5-4 |
| D. 8 | 7-12 | L | A | The Citadel | 6-3-1 |

N1 - Florence, SC; N2 - Lynchburg, VA; N3 - Jacksonville, FL

1929 (8-3)

| | | | | | |
|-------|-------|---|----|-------------------|-------|
| S. 21 | 68-0 | W | H | Newberry | 0-5 |
| S. 28 | 32-14 | W | N1 | Davidson | 5-5 |
| O. 5 | 26-7 | W | H | Auburn | 2-7 |
| O. 11 | 26-0 | W | N2 | N.C. State | 1-8 |
| O. 18 | 30-0 | W | A | Wofford | 3-6 |
| O. 24 | 21-14 | W | A | South Carolina | 6-5 |
| N. 2 | 6-44 | L | A | Kentucky | 6-1 |
| N. 9 | 0-12 | L | N3 | Virginia Military | 8-2 |
| N. 16 | 7-13 | L | A | Florida | 8-2 |
| N. 23 | 13-0 | W | H | The Citadel | 5-4-1 |
| N. 28 | 7-6 | W | H | Furman | 5-4-1 |

N1 - Charlotte, NC; N2 - Florence, SC; N3 - Norfolk, VA

1930 (8-2)

| | | | | | |
|-------|------|---|----|-------------------|-------|
| S. 20 | 28-7 | W | H | Presbyterian | 9-1 |
| S. 27 | 32-0 | W | H | Wofford | 2-9 |
| O. 3 | 13-7 | W | N1 | The Citadel | 4-5-2 |
| O. 11 | 27-0 | W | N2 | N.C. State | 2-8 |
| O. 17 | 75-0 | W | H | Newberry | 0-5-3 |
| O. 23 | 20-7 | W | A | South Carolina | 6-4 |
| N. 1 | 0-27 | L | A | Tennessee | 9-1 |
| N. 8 | 32-0 | W | N3 | Virginia Military | 3-6 |
| N. 15 | 0-27 | L | N4 | Florida | 6-3-1 |
| N. 27 | 12-7 | W | A | Furman | 6-3-1 |

N1 - Florence, SC; N2 - Charlotte, NC; N3 - Norfolk, VA; N4 - Jacksonville, FL

1931 (1-6-2)

| | | | | | |
|-------|------|---|----|-------------------|-------|
| S. 25 | 0-0 | T | H | Presbyterian | 2-5-2 |
| O. 3 | 0-44 | L | A | Tennessee | 9-0-1 |
| O. 10 | 6-0 | W | N1 | N.C. State | 3-6 |
| O. 16 | 0-6 | L | N2 | The Citadel | 5-4-1 |
| O. 22 | 0-21 | L | A | South Carolina | 5-4-1 |
| O. 31 | 0-12 | L | H | Oglethorpe | |
| N. 7 | 6-7 | L | N3 | Virginia Military | 3-6-1 |
| N. 14 | 7-74 | L | N4 | Alabama | 9-1 |
| N. 26 | 0-0 | T | A | Furman | 5-2-2 |

N1 - Charlotte, NC; N2 - Florence, SC; N3 - Norfolk, VA; N4 - Montgomery, AL

1932 (3-5-1)

| | | | | | |
|-------|-------|---|---|----------------|-------|
| S. 23 | 13-0 | W | H | Presbyterian | 5-2-1 |
| O. 1 | 14-32 | L | A | Georgia Tech | 4-5-1 |
| O. 8 | 0-13 | L | A | N.C. State | 6-1-2 |
| O. 14 | 19-0 | W | H | Erskine | 1-8 |
| O. 20 | 0-14 | L | A | South Carolina | 5-4-2 |
| O. 29 | 7-7 | T | A | Davidson | 4-4-1 |
| N. 5 | 18-6 | W | A | The Citadel | 4-5 |
| N. 11 | 18-32 | L | H | Georgia | 2-5-2 |
| N. 24 | 0-7 | L | A | Furman | 8-1 |

1933 (3-6-2)

| | | | | | |
|-------|-------|---|----|--------------------|-------|
| S. 23 | 6-6 | T | H | Presbyterian | 4-2-2 |
| S. 30 | 2-39 | L | A | Georgia Tech | 5-5 |
| O. 7 | 9-0 | W | H | N.C. State | 1-5-3 |
| O. 13 | 0-0 | T | A | %George Washington | 5-3-1 |
| O. 19 | 0-7 | L | A | South Carolina | 6-3-1 |
| O. 28 | 0-13 | L | N1 | Mississippi | 6-3-2 |
| N. 4 | 13-0 | W | N2 | Wake Forest | 0-5-1 |
| N. 11 | 13-14 | L | A | Wofford | 3-6 |
| N. 18 | 0-13 | L | N3 | Mercer | 4-3-2 |
| N. 25 | 7-0 | W | H | The Citadel | 3-5-1 |
| N. 30 | 0-6 | L | A | Furman | 6-1-2 |

% - first night game; N1 - Meridian, MS; N2 - Charlotte, NC; N3 - Savannah, GA



All-Time Results

1934 (5-4)

| | | | | | |
|-------|------|---|----|----------------|-------|
| S. 22 | 6-0 | W | H | Presbyterian | 3-4-2 |
| S. 29 | 7-12 | L | A | Georgia Tech | 1-9 |
| O. 6 | 6-20 | L | A | Duke | 7-2 |
| O. 13 | 0-7 | L | A | Kentucky | 5-5 |
| O. 25 | 19-0 | W | A | South Carolina | 5-4 |
| N. 3 | 12-6 | W | A | N.C. State | 2-6-1 |
| N. 10 | 0-40 | L | A | Alabama | 10-0 |
| N. 17 | 32-0 | W | N1 | Mercer | 3-6-1 |
| N. 29 | 7-0 | W | H | Furman | 5-4 |

N1 - Savannah, GA

1935 (6-3)

| | | | | | |
|-------|-------|---|----|----------------|-------|
| S. 21 | 25-6 | W | H | Presbyterian | 2-7 |
| S. 28 | 28-7 | W | A | Virginia Tech | 4-3-2 |
| O. 5 | 13-7 | W | H | Wake Forest | 2-7 |
| O. 12 | 12-38 | L | A | Duke | 8-2 |
| O. 24 | 44-0 | W | A | South Carolina | 3-7 |
| N. 2 | 13-0 | W | N1 | Mercer | 4-5 |
| N. 9 | 0-33 | L | A | Alabama | 6-2-1 |
| N. 16 | 6-0 | W | A | The Citadel | 4-3-1 |
| N. 28 | 6-8 | L | A | Furman | 8-1 |

N1 - Augusta, GA

1936 (5-5)

| | | | | | |
|-------|-------|---|---|----------------|-------|
| S. 19 | 19-0 | W | H | Presbyterian | 3-6 |
| S. 26 | 20-0 | W | H | Virginia Tech | 5-5 |
| O. 3 | 0-32 | L | A | Alabama | 8-0-1 |
| O. 10 | 0-25 | L | A | Duke | 9-1 |
| O. 16 | 0-6 | L | A | %Wake Forest | 5-4 |
| O. 22 | 19-0 | W | A | South Carolina | 5-7 |
| O. 31 | 14-13 | W | A | Georgia Tech | 5-5-1 |
| N. 7 | 20-0 | W | A | The Citadel | 4-6 |
| N. 14 | 6-7 | L | A | Kentucky | 6-4 |
| N. 26 | 0-12 | L | H | Furman | 7-2 |

1937 (4-4-1)

| | | | | | |
|-------|------|---|---|----------------|-------|
| S. 18 | 46-0 | W | H | Presbyterian | 0-10 |
| S. 25 | 0-7 | L | A | Tulane | 5-4-1 |
| O. 2 | 6-21 | L | A | Army | 7-2 |
| O. 9 | 0-14 | L | A | Georgia | 6-3-2 |
| O. 21 | 34-6 | W | A | South Carolina | 5-6-1 |
| O. 30 | 32-0 | W | H | Wake Forest | 3-6 |
| N. 6 | 0-7 | L | A | Georgia Tech | 6-3-1 |
| N. 13 | 10-9 | W | A | Florida | 4-7 |
| N. 25 | 0-0 | T | A | Furman | 4-3-2 |

1938 (7-1-1, 3-0-1, 2nd in SoCon)

| | | | | | |
|-------|-------|---|----|-------------------|-------|
| S. 17 | 26-0 | W | H | Presbyterian | 6-4 |
| S. 24 | 13-10 | W | A | Tulane | 7-2-1 |
| O. 1 | 7-20 | L | A | Tennessee | 11-0 |
| O. 8 | 7-7 | T | N1 | Virginia Military | 6-1-4 |
| O. 20 | 34-12 | W | A | South Carolina | 6-4-1 |
| O. 28 | 7-0 | W | A | %Wake Forest | 4-5-1 |
| N. 5 | 27-0 | W | N2 | George Washington | 5-4 |
| N. 12 | 14-0 | W | A | Kentucky | 2-7 |
| N. 24 | 10-7 | W | H | Furman | 2-7-1 |

N1 - Charlotte, NC; N2 - Greenville, NC

1939 (9-1, 4-0, 2nd in SoCon)

Ranked #12 by AP

| | | | | | |
|-------|------|---|----|--------------------|-------|
| S. 23 | 18-0 | W | H | Presbyterian | 4-3-2 |
| S. 30 | 6-7 | L | A | Tulane | 8-1-1 |
| O. 7 | 25-6 | W | N1 | N.C. State | 2-8 |
| O. 19 | 27-0 | W | A | South Carolina | 3-6-1 |
| O. 28 | 15-7 | W | A | Navy | 3-5-1 |
| N. 3 | 13-6 | W | A | %George Washington | 5-3 |
| N. 11 | 20-7 | W | H | Wake Forest | 7-3 |
| N. 18 | 21-6 | W | A | Rhodes | 16/- |
| N. 25 | 14-3 | W | A | Furman | 15/- |
| J. 1 | 6-3 | W | N2 | Boston College | 12/11 |

N1 - Charlotte, NC; N2 - Cotton Bowl, Dallas, TX

1940 (6-2-1, 4-0, 1st in SoCon)

| | | | | | |
|-------|-------|---|----|----------------|-------|
| S. 21 | 38-0 | W | A | Presbyterian | 6-4 |
| S. 28 | 26-0 | W | H | Wofford | 3-4-2 |
| O. 5 | 26-7 | W | N1 | N.C. State | 3-6 |
| O. 12 | 39-0 | W | H | Wake Forest | 7-3 |
| O. 24 | 21-13 | W | A | South Carolina | 13/- |

| | | | | | |
|-------|-------|---|---|--------|-------|
| N. 2 | 0-13 | L | A | Tulane | 10/- |
| N. 9 | 7-21 | L | A | Auburn | 6-4-1 |
| N. 16 | 12-12 | T | A | Rhodes | |
| N. 23 | 13-7 | W | A | Furman | 5-4 |

N1 - Charlotte, NC

1941 (7-2, 5-1, 3rd in SoCon)

| | | | | | |
|-------|-------|---|----|--------------------|-------|
| S. 20 | 41-12 | W | H | Presbyterian | 6-3 |
| S. 27 | 36-7 | W | N1 | Virginia Military | 4-6 |
| O. 4 | 27-6 | W | N2 | N.C. State | 4-5-2 |
| O. 11 | 26-13 | W | A3 | Boston College | 7-3 |
| O. 23 | 14-18 | L | A | South Carolina | 14/- |
| O. 31 | 19-0 | W | A | %George Washington | 1-7-1 |
| N. 15 | 29-0 | W | H | Wake Forest | 5-5-1 |
| N. 22 | 34-6 | W | A | Furman | 18/- |
| N. 29 | 7-28 | L | A | Auburn | 16/- |

N1 - Lynchburg, VA; N2 - Charlotte, NC; A3 - Fenway Park

1942 (3-6-1, 2-3-1, 9th in SoCon)

| | | | | | |
|-------|-------|---|----|---------------------|-------|
| S. 19 | 32-13 | W | H | #Presbyterian | 6-4 |
| S. 26 | 0-0 | T | N1 | Virginia Military | 3-5-1 |
| O. 3 | 6-7 | L | N2 | N.C. State | 4-4-2 |
| O. 10 | 7-14 | L | A3 | Boston College | *8-2 |
| O. 22 | 18-6 | W | A | †South Carolina | 1-7-1 |
| O. 31 | 6-19 | L | A | Wake Forest | 6-2-1 |
| N. 7 | 0-7 | L | H | George Washington | 3-6 |
| N. 14 | 6-24 | L | A | Jacksonville N.A.S. | |
| N. 21 | 12-7 | W | H | Furman | 3-6 |
| N. 28 | 13-41 | L | A | Auburn | -16 |

- first game in Memorial Stadium; † - Clemson's 200th win; N1 - Lynchburg, VA; N2 - Charlotte, NC; A3 - Fenway Park

1943 (2-6, 2-3, T-7th in SoCon)

| | | | | | |
|-------|-------|---|----|--------------------|-----|
| S. 25 | 12-13 | L | H | Presbyterian | 6-6 |
| O. 2 | 19-7 | W | N1 | %N.C. State | 3-6 |
| O. 9 | 7-12 | L | N2 | Virginia Military | 2-6 |
| O. 21 | 6-33 | L | A | South Carolina | 5-2 |
| O. 30 | 12-41 | L | H | Wake Forest | 4-5 |
| N. 6 | 26-6 | W | A | Davidson | 0-5 |
| N. 13 | 6-32 | L | N3 | Georgia Pre-Flight | |
| N. 20 | 6-41 | L | A | Georgia Tech | -15 |

N1 - Charlotte, NC; N2 - Roanoke, VA; N3 - Greenville, SC

1944 (4-5, 3-1, T-3rd in SoCon)

| | | | | | |
|-------|-------|---|----|-------------------|-------|
| S. 23 | 34-0 | W | H | Presbyterian | 3-6 |
| S. 30 | 0-51 | L | A | Georgia Tech | 8-3 |
| O. 7 | 13-7 | W | N1 | N.C. State | 7-2 |
| O. 19 | 20-13 | W | A | South Carolina | 3-4-2 |
| O. 28 | 7-26 | L | A | Tennessee | -20 |
| N. 4 | 7-13 | L | A | Wake Forest | -17 |
| N. 11 | 57-12 | W | H | Virginia Military | 1-8 |
| N. 18 | 20-36 | L | A | Tulane | 4-3 |
| N. 24 | 7-21 | L | A | Georgia | 7-3 |

N1 - Charlotte, NC

1945 (6-3-1, 2-1-1, 4th in SoCon)

| | | | | | |
|-------|-------|---|---|------------------|-------|
| S. 22 | 76-0 | W | H | Presbyterian | 1-6 |
| S. 29 | 0-20 | L | A | Georgia | 9-2 |
| O. 6 | 13-0 | W | A | %N.C. State | 3-6 |
| O. 13 | 7-6 | W | H | Pensacola N.A.S. | |
| O. 25 | 0-0 | T | A | South Carolina | 2-4-3 |
| N. 2 | 6-7 | L | A | %Miami (FL) | 9-1-1 |
| N. 10 | 35-0 | W | H | Virginia Tech | 2-6 |
| N. 17 | 47-20 | W | A | Tulane | 2-6-1 |
| N. 24 | 21-7 | W | A | Georgia Tech | 4-6 |
| D. 1 | 6-13 | L | H | Wake Forest | 16/- |

1946 (4-5, 2-3, 11th in SoCon)

| | | | | | |
|-------|-------|---|----|----------------|-------|
| S. 21 | 39-0 | W | H | Presbyterian | 7-2 |
| S. 27 | 12-35 | L | A | %Georgia | 11-0 |
| O. 5 | 7-14 | L | H | N.C. State | 8-3 |
| O. 12 | 7-19 | L | A | Wake Forest | 6-3 |
| O. 24 | 14-26 | L | A | South Carolina | 5-3 |
| N. 2 | 14-7 | W | A | Virginia Tech | 3-4-3 |
| N. 9 | 13-54 | L | A | Tulane | 3-7 |
| N. 16 | 20-6 | W | H | Furman | 2-8 |
| N. 23 | 21-13 | W | N1 | Auburn | 4-6 |

N1 - Montgomery, AL



Lineman Phil Prince started all 20 games in the 1947 and 1948 seasons. His blocking was key in the Tigers' 11-0 record in 1948.

1947 (4-5, 1-3, 12th in SoCon)

| | | | | | |
|-------|-------|---|----|-----------------|-------|
| S. 20 | 42-0 | W | H | Presbyterian | 4-5-1 |
| S. 26 | 22-32 | L | A1 | %Boston College | 5-4 |
| O. 4 | 14-16 | L | H | Wake Forest | 6-4 |
| O. 11 | 0-18 | L | A | %N.C. State | 5-3-1 |
| O. 23 | 19-21 | L | A | South Carolina | 6-2-1 |
| O. 31 | 6-21 | L | A | %Georgia | 7-4-1 |
| N. 8 | 35-7 | W | A | Furman | 2-7 |
| N. 15 | 34-13 | W | A | %Duquesne | 2-8 |
| N. 22 | 34-18 | W | H | Auburn | 2-7 |

A1 - Braves Field

1948 (11-0, 5-0, 1st in SoCon)

Ranked #11 by AP

| | | | | | |
|-------|-------|---|----|-------------------|-------|
| S. 25 | 53-0 | W | H | %*Presbyterian | 5-4 |
| O. 2 | 6-0 | W | H | %N.C. State | 3-6-1 |
| O. 9 | 21-7 | W | A | Mississippi State | 4-4-1 |
| O. 21 | 13-7 | W | A | South Carolina | 14/- |
| O. 29 | 26-19 | W | A1 | %Boston College | 13/- |
| N. 6 | 41-0 | W | H | Furman | 12/- |
| N. 13 | 21-14 | W | A | Wake Forest | 10/19 |
| N. 20 | 42-0 | W | H | Duquesne | 9/- |
| N. 27 | 7-6 | W | N2 | Auburn | 11/- |
| D. 4 | 20-0 | W | A | The Citadel | 10/- |
| J. 1 | 24-23 | W | N3 | Missouri | 11/- |

* - first home night game; A1 - Braves Field; N2 - Mobile, AL; N3 - Gator Bowl, Jacksonville, FL

1949 (4-4-2, 2-2, 8th in SoCon)

| | | | | | |
|-------|-------|---|----|--------------------|-------|
| S. 17 | 69-7 | W | H | %Presbyterian | 5-4 |
| S. 24 | 7-33 | L | A | %Rice | 10-1 |
| O. 1 | 7-6 | W | A | %N.C. State | 3-7 |
| O. 8 | 7-7 | T | H | %Mississippi State | 0-8-1 |
| O. 20 | 13-27 | L | A | South Carolina | 4-6 |
| O. 29 | 21-35 | L | H | %Wake Forest | 4-6 |
| N. 5 | 27-40 | L | H | Boston College | 4-4-1 |
| N. 12 | 33-20 | W | H | %Duquesne | 3-6 |
| N. 19 | 28-21 | W | A | Furman | 2-6-1 |
| N. 26 | 20-20 | T | N1 | Auburn | 2-4-3 |

N1 - Mobile, AL

1950 (9-0-1, 3-0-1, 2nd in SoCon)

Ranked #10th by AP, #12 by UPI

| | | | | | |
|-------|-------|---|---|----------------|-------|
| S. 23 | 54-0 | W | H | %Presbyterian | 5-5 |
| S. 30 | 34-0 | W | A | Missouri | -17 |
| O. 7 | 27-0 | W | H | %N.C. State | 18/- |
| O. 19 | 14-14 | T | A | South Carolina | 12/- |
| O. 28 | 13-12 | W | A | Wake Forest | 16/17 |
| N. 4 | 53-20 | W | H | Duquesne | 14/- |

All-Time Results



| | | | | | | |
|-------|-------|---|----|----------------|-------|--------------|
| N. 11 | 35-14 | W | A1 | Boston College | 13/- | 0-9-1 |
| N. 18 | 57-2 | W | H | Furman | 11/- | 2-8-1 |
| N. 25 | 41-0 | W | A | Auburn | 11/- | 0-10 |
| J. 1 | 15-14 | W | A2 | Miami (FL) | 10/15 | 9-1-1 #15/13 |

A1 - Braves Field; A2 - Orange Bowl, Miami, FL

1951 (7-3, 3-1, 5th in SoCon)

Ranked #19 by AP

| | | | | | |
|-------|-------|---|----|----------------|-------|
| S. 22 | 53-6 | W | H | %Presbyterian | 5-4 |
| S. 29 | 20-14 | W | A | %Rice | 5-5 |
| O. 6 | 6-0 | W | A | %N.C. State | 18/- |
| O. 13 | 7-21 | L | A | %Pacific | 16/20 |
| O. 25 | 0-20 | L | A | South Carolina | 5-4 |
| N. 3 | 21-6 | W | H | Wake Forest | 6-4 |
| N. 10 | 21-2 | W | H | Boston College | 3-6 |
| N. 17 | 34-14 | W | A | Furman | 3-6-1 |
| N. 24 | 34-0 | W | H | Auburn | 5-5 |
| J. 1 | 0-14 | L | N1 | Miami (FL) | 19/- |

N1 - Gator Bowl, Jacksonville, FL

1952 (2-6-1)

| | | | | | |
|-------|-------|---|----|-----------------|-------|
| S. 20 | 53-13 | W | H | %Presbyterian | 3-6 |
| S. 27 | 7-14 | L | H | Villanova | 7-1-1 |
| O. 4 | 0-28 | L | A | Maryland | -/3 |
| O. 11 | 13-54 | L | A | Florida | 8-3 |
| O. 23 | 0-6 | L | A | South Carolina | 5-5 |
| O. 31 | 13-0 | W | A1 | %Boston College | 4-4-1 |
| N. 8 | 12-12 | T | A | Fordham | 2-5-1 |
| N. 15 | 14-27 | L | A | Kentucky | 5-3-2 |
| N. 22 | 0-3 | L | A | Auburn | 2-8 |

A1 - Braves Field

1953 (3-5-1, 1-2, 6th in ACC)

| | | | | | |
|-------|-------|---|----|----------------|-------|
| S. 19 | 33-7 | W | H | %Presbyterian | 5-3-1 |
| S. 26 | 14-14 | T | A1 | Boston College | 5-3-1 |
| O. 3 | 0-20 | L | H | #Maryland | -/3 |
| O. 9 | 7-39 | L | A | %Miami (FL) | 4-5 |
| O. 22 | 7-14 | L | A | South Carolina | 7-3 |
| O. 31 | 18-0 | W | H | Wake Forest | 3-6-1 |
| N. 7 | 7-20 | L | A | Georgia Tech | -/6 |
| N. 14 | 34-13 | W | A | The Citadel | 2-7-0 |
| N. 21 | 19-45 | L | H | Auburn | -/14 |

- Clemson's first ACC game; A1 - Fenway Park

1954 (5-5, 1-2, 5th in ACC)

| | | | | | |
|-------|-------|---|----|----------------|-------|
| S. 18 | 33-0 | W | H | %Presbyterian | 6-3 |
| S. 25 | 7-14 | L | A | Georgia | 6-3-1 |
| O. 2 | 7-18 | L | H | Virginia Tech | 8-0-1 |
| O. 9 | 14-7 | W | N1 | %Florida | -/14 |
| O. 21 | 8-13 | L | A | South Carolina | 6-4 |
| O. 30 | 32-20 | W | N2 | Wake Forest | 2-7-1 |
| N. 6 | 27-6 | W | H | Furman | 5-5 |
| N. 13 | 0-16 | L | A | Maryland | -/17 |

| | | | | | |
|-------|------|---|---|-------------|------|
| N. 20 | 6-27 | L | A | Auburn | -/18 |
| N. 27 | 59-0 | W | H | The Citadel | 2-8 |

N1 - Jacksonville, FL; N2 - Charlotte, NC

1955 (7-3, 3-1, 3rd in ACC)

| | | | | | |
|-------|-------|---|----|----------------|-------|
| S. 17 | 33-0 | W | H | %Presbyterian | 3-5-1 |
| S. 24 | 20-7 | W | A | Virginia | 1-9 |
| O. 1 | 26-7 | W | H | Georgia | 4-6 |
| O. 8 | 7-21 | L | A | %Rice | 16/- |
| O. 20 | 28-14 | W | A | South Carolina | 3-6 |
| O. 29 | 19-13 | W | H | Wake Forest | 5-4-1 |
| N. 5 | 21-16 | W | N1 | Virginia Tech | 6-3-1 |
| N. 12 | 12-25 | L | H | Maryland | -/2 |
| N. 19 | 0-21 | L | N2 | Auburn | -/12 |
| N. 26 | 40-20 | W | A | Furman | 1-9 |

N1 - Roanoke, VA; N2 - Mobile, AL

1956 (7-2-2, 4-0-1, 1st in ACC)

Ranked #19 by AP

| | | | | | |
|-------|-------|---|----|----------------|-------|
| S. 22 | 27-7 | W | H | %Presbyterian | 4-6 |
| S. 29 | 20-20 | T | A | Florida | -/19 |
| O. 6 | 13-7 | W | A | %N.C. State | 3-7 |
| O. 13 | 17-0 | W | A | Wake Forest | 2-5-3 |
| O. 25 | 7-0 | W | A | South Carolina | 20/- |
| N. 3 | 21-6 | W | H | Virginia Tech | 13/16 |
| N. 10 | 6-6 | T | A | Maryland | 11/- |
| N. 16 | 0-21 | L | A | %Miami (FL) | 13/8 |
| N. 24 | 7-0 | W | H | Virginia | 4-6 |
| D. 1 | 28-7 | W | H | Furman | 2-8 |
| J. 1 | 21-27 | L | N1 | Colorado | 19/20 |

N1 - Orange Bowl, Miami, FL

1957 (7-3, 4-3, T-3rd in ACC)

Ranked T-#18 by UPI

| | | | | | |
|-------|------|---|---|----------------|-------|
| S. 21 | 66-0 | W | H | Presbyterian | 0-8-1 |
| S. 28 | 0-26 | L | A | North Carolina | 6-4 |
| O. 5 | 7-13 | L | H | N.C. State | -/13 |
| O. 12 | 20-6 | W | A | Virginia | 3-6-1 |
| O. 24 | 13-0 | W | A | South Carolina | 5-5 |
| N. 2 | 20-7 | W | A | %Rice | 7-4 |
| N. 9 | 26-7 | W | H | Maryland | 5-5 |
| N. 16 | 6-7 | L | A | Duke | 14/11 |
| N. 23 | 13-6 | W | H | Wake Forest | 0-10 |
| N. 30 | 45-6 | W | A | Furman | 3-7 |

1958 (8-3, 5-1, 1st in ACC)

Ranked #12 by AP, #13 by UPI

| | | | | | |
|-------|-------|---|---|-----------------|------|
| S. 20 | 20-15 | W | H | Virginia | 18/- |
| S. 27 | 26-21 | W | H | *North Carolina | 6-4 |
| O. 4 | 8-0 | W | A | Maryland | 10/- |
| O. 11 | 12-7 | W | A | %Vanderbilt | 8/- |
| O. 23 | 6-26 | L | A | South Carolina | 10/- |
| N. 1 | 14-12 | W | H | Wake Forest | 19/- |

| | | | | | |
|-------|-------|---|----|-----------------|--------------------|
| N. 8 | 0-13 | L | A | Georgia Tech | 17/19 ^u |
| N. 15 | 13-6 | W | A | N.C. State | 2-7-1 |
| N. 22 | 34-12 | W | H | Boston College | 16/- |
| N. 29 | 36-19 | W | H | Furman | 12/- |
| J. 1 | 0-7 | L | N1 | Louisiana State | 12/1 |

* - Howard's 100th win; N1 - Sugar Bowl, New Orleans, LA

1959 (9-2, 6-1, 1st in ACC)

Ranked #11 by AP

| | | | | | |
|-------|-------|---|----|------------------|-------|
| S. 19 | 20-18 | W | A | North Carolina | 18/12 |
| S. 26 | 47-0 | W | A | Virginia | 5/- |
| O. 3 | 6-16 | L | A | Georgia Tech | 6/7 |
| O. 10 | 23-0 | W | H | N.C. State | 1-9 |
| O. 22 | 27-0 | W | A | &South Carolina | 17/- |
| O. 31 | 19-0 | W | A | %Rice | 12/- |
| N. 7 | 6-0 | W | H | Duke | 10/- |
| N. 14 | 25-28 | L | H | Maryland | 11/- |
| N. 21 | 33-31 | W | H | Wake Forest | 19/- |
| N. 28 | 56-3 | W | A | Furman | 14/- |
| D. 19 | 23-7 | W | N1 | †Texas Christian | 11/7 |

N1 - Bluebonnet Bowl, Houston, TX; & - Last Big Thursday Game; † - Clemson's 300th win

1960 (6-4, 4-2, 4th in ACC)

| | | | | | |
|-------|-------|---|---|-----------------|-------------------|
| S. 24 | 28-7 | W | A | Wake Forest | 9/- |
| O. 1 | 13-7 | W | H | Virginia Tech | 7/- |
| O. 8 | 21-7 | W | H | Virginia | 8/- |
| O. 15 | 17-19 | L | A | Maryland | 8/- |
| O. 22 | 6-21 | L | A | Duke | -/18 ^u |
| O. 29 | 20-22 | L | A | Vanderbilt | 3-7 |
| N. 5 | 24-0 | W | H | North Carolina | 3-7 |
| N. 12 | 12-2 | W | H | *South Carolina | 3-6-1 |
| N. 19 | 14-25 | L | A | Boston College | 3-6-1 |
| N. 26 | 42-14 | W | H | Furman | 5-4 |

* - first South Carolina game at Clemson

1961 (5-5, 3-3, T-3rd in ACC)

| | | | | | |
|-------|-------|---|---|----------------|-------|
| S. 23 | 17-21 | L | A | Florida | 4-5-1 |
| S. 30 | 21-24 | L | H | Maryland | 7-3 |
| O. 7 | 27-0 | W | A | North Carolina | 5-5 |
| O. 14 | 13-17 | L | H | Wake Forest | 4-6 |
| O. 21 | 17-7 | W | A | Duke | 7-3 |
| O. 28 | 14-24 | L | A | Auburn | 6-4 |
| N. 4 | 21-6 | W | H | Tulane | 2-8 |
| N. 11 | 14-21 | L | A | South Carolina | 4-6 |
| N. 18 | 35-6 | W | H | Furman | 7-3 |
| N. 25 | 20-0 | W | H | N.C. State | 4-6 |

1962 (6-4, 5-1, 2nd in ACC)

| | | | | | |
|-------|-------|---|---|----------------|-------------------|
| S. 22 | 9-26 | L | A | Georgia Tech | 7-3-1 |
| S. 29 | 7-0 | W | A | N.C. State | 3-6-1 |
| O. 6 | 24-7 | W | A | Wake Forest | 0-10 |
| O. 13 | 16-24 | L | H | Georgia | 3-4-3 |
| O. 20 | 0-16 | L | H | Duke | 8-2 |
| O. 27 | 14-17 | L | H | Auburn | -/10 ^u |
| N. 3 | 17-6 | W | H | North Carolina | 3-7 |
| N. 10 | 44-3 | W | A | Furman | 4-6 |
| N. 17 | 17-14 | W | A | Maryland | 6-4 |
| N. 24 | 20-17 | W | H | South Carolina | 4-5-1 |

1963 (5-4-1, 5-2, T-3rd in ACC)

| | | | | | |
|-------|-------|---|---|-----------------|-------|
| S. 21 | 14-31 | L | A | Oklahoma | -/4 |
| S. 28 | 0-27 | L | A | Georgia Tech | -/9 |
| O. 5 | 3-7 | L | H | N.C. State | 8-3 |
| O. 12 | 7-7 | T | H | Georgia | 4-5-1 |
| O. 19 | 30-35 | L | A | Duke | 5-4 |
| O. 26 | 35-0 | W | A | Virginia | 2-7 |
| N. 2 | 36-0 | W | H | Wake Forest | 1-9 |
| N. 9 | 11-7 | W | A | North Carolina | 9-2 |
| N. 16 | 21-6 | W | H | Maryland | 3-7 |
| N. 28 | 24-20 | W | A | *South Carolina | 1-8 |

* - only rivalry game played on Thanksgiving Day (moved from Nov. 23 due to the death of President John F. Kennedy)

1964 (3-7, 2-4, 7th in ACC)

| | | | | | |
|-------|------|---|---|--------------|-------|
| S. 19 | 28-0 | W | H | Furman | 3-7 |
| S. 26 | 0-9 | L | A | N.C. State | 5-5 |
| O. 3 | 7-14 | L | A | Georgia Tech | 7-3 |
| O. 10 | 7-19 | L | A | Georgia | 7-3-1 |



Clemson's 1954 backs featured Charlie Bussey (second from right), who still serves the University today as the Tiger Letterwinners Association coordinator at Clemson.



All-Time Results

| | | | | | |
|-------|-------|---|---|-----------------|-----|
| O. 17 | 21-2 | W | A | Wake Forest | 5-5 |
| O. 24 | 10-14 | L | A | Texas Christian | 4-6 |
| O. 31 | 29-7 | W | H | Virginia | 5-5 |
| N. 7 | 0-29 | L | H | North Carolina | 5-5 |
| N. 14 | 0-34 | L | A | Maryland | 5-5 |
| N. 20 | 3-7 | L | H | South Carolina | 3-5 |

1965 (5-5, 4-3, T-1st in ACC)

| | | | | | |
|-------|-------|---|---|-----------------|---------|
| S. 18 | 21-7 | W | H | N.C. State | 6-4 |
| S. 25 | 20-14 | W | A | Virginia | 4-6 |
| O. 2 | 6-38 | L | A | Georgia Tech | 7-3-1 |
| O. 9 | 9-23 | L | A | Georgia | -/4 6-4 |
| O. 16 | 3-2 | W | A | Duke | 6-4 |
| O. 23 | 3-0 | W | H | Texas Christian | 6-5 # |
| O. 30 | 26-13 | W | H | Wake Forest | 3-7 |
| N. 6 | 13-17 | L | A | North Carolina | 4-6 |
| N. 13 | 0-6 | L | H | Maryland | 4-6 |
| N. 21 | 16-17 | L | A | South Carolina | 5-5 |

1966 (6-4, 6-1, 1st in ACC)

| | | | | | |
|-------|-------|---|---|---------------------|---------------|
| S. 24 | 40-35 | W | H | Virginia | 4-6 |
| O. 1 | 12-13 | L | A | Georgia Tech | -/9 9-2 #8/8 |
| O. 8 | 0-26 | L | A | Alabama | -/4 11-0 #3/3 |
| O. 15 | 9-6 | W | H | Duke | 5-5 |
| O. 22 | 0-30 | L | A | Southern California | -/5 7-4 #-/18 |
| O. 29 | 23-21 | W | A | Wake Forest | 3-7 |
| N. 5 | 27-3 | W | H | North Carolina | 2-8 |
| N. 12 | 14-10 | W | A | Maryland | 4-6 |
| N. 19 | 14-23 | L | A | N.C. State | 5-5 |
| N. 26 | 35-10 | W | H | South Carolina | 1-9 |

1967 (6-4, 6-0, 1st in ACC)

| | | | | | |
|-------|-------|---|---|----------------|----------------|
| S. 23 | 23-6 | W | H | Wake Forest | 4-6 |
| S. 30 | 17-24 | L | H | Georgia | -/5 7-4 #-/18 |
| O. 7 | 0-10 | L | A | Georgia Tech | 4-6 # |
| O. 14 | 21-43 | L | A | Auburn | 6-4 |
| O. 21 | 13-7 | W | A | Duke | 4-6 |
| O. 28 | 10-13 | L | H | Alabama | 8-2-1 #8/7 |
| N. 4 | 17-0 | W | A | North Carolina | 2-8 |
| N. 11 | 28-7 | W | H | Maryland | 0-9 |
| N. 18 | 14-6 | W | H | N.C. State | -/10 9-2 #-/17 |
| N. 25 | 23-12 | W | A | South Carolina | 5-5 |

1968 (4-5-1, 4-1-1, 2nd in ACC)

| | | | | | |
|-------|-------|---|---|----------------|------------|
| S. 21 | 20-20 | T | A | Wake Forest | 2-7-1 |
| S. 28 | 13-31 | L | A | Georgia | 8-1-2 #8/4 |
| O. 5 | 21-24 | L | A | Georgia Tech | 4-6 |
| O. 12 | 10-21 | L | H | Auburn | 7-4 #16/- |
| O. 19 | 39-22 | W | H | Duke | 4-6 |
| O. 26 | 14-21 | L | A | Alabama | 8-3 #17/12 |
| N. 2 | 24-19 | W | A | N.C. State | 6-4 |
| N. 9 | 16-0 | W | A | Maryland | 2-8 |
| N. 16 | 24-14 | W | H | North Carolina | 3-7 |
| N. 23 | 3-7 | L | H | South Carolina | 4-6 |

1969 (4-6, 3-3, T-3rd in ACC)

| | | | | | |
|-------|-------|---|---|----------------|-----------------|
| S. 20 | 21-14 | W | A | Virginia | 3-7 |
| S. 27 | 0-30 | L | H | Georgia | -/7 5-5-1 # |
| O. 4 | 21-10 | W | A | Georgia Tech | 4-6 |
| O. 11 | 0-51 | L | A | Auburn | -/20 8-3 #20/15 |
| O. 18 | 28-14 | W | H | Wake Forest | 3-7 |
| O. 25 | 13-38 | L | H | Alabama | 6-5 # |
| N. 1 | 40-0 | W | H | Maryland | 3-7 |
| N. 8 | 27-34 | L | A | Duke | 3-6 |
| N. 15 | 15-32 | L | A | North Carolina | 5-5 |
| N. 22 | 13-27 | L | A | South Carolina | 7-4 # |

1970 (3-8, 2-4, T-6th in ACC)

| | | | | | |
|-------|-------|---|---|----------------|-----------------|
| S. 12 | 24-0 | W | H | The Citadel | 5-6 |
| S. 19 | 27-17 | W | H | Virginia | 5-6 |
| S. 26 | 0-38 | L | A | Georgia | 5-5 |
| O. 3 | 7-28 | L | A | Georgia Tech | -/15 9-3 #13/17 |
| O. 10 | 0-44 | L | H | Auburn | -/9 9-2 #10/9 |
| O. 17 | 20-36 | L | A | Wake Forest | 6-5 |
| O. 24 | 10-21 | L | H | Duke | 6-5 |
| O. 31 | 24-11 | W | A | Maryland | 2-9 |
| N. 7 | 13-38 | L | A | %Florida State | 7-4 |
| N. 14 | 7-42 | L | H | North Carolina | 8-4 # |
| N. 21 | 32-38 | L | H | South Carolina | 4-6-1 |

1971 (5-6, 4-2, 2nd in ACC)

| | | | | | |
|-------|-------|---|----|----------------|-----------------------------|
| S. 11 | 10-13 | L | H | Kentucky | 3-8 |
| S. 25 | 0-28 | L | H | Georgia | -/14 11-1 #7/8 |
| O. 2 | 14-24 | L | A | Georgia Tech | 6-6 # |
| O. 9 | 3-0 | W | N1 | Duke | -/14 6-5 |
| O. 16 | 32-15 | W | N2 | Virginia | 3-8 |
| O. 23 | 13-35 | L | A | Auburn | -/5 9-2 #12/5 |
| O. 30 | 10-9 | W | H | Wake Forest | 6-5 |
| N. 6 | 13-26 | L | A | North Carolina | -/19 ^U 9-3 #-/18 |
| N. 13 | 20-14 | W | H | Maryland | 2-9 |
| N. 20 | 23-31 | L | H | N.C. State | 3-8 |
| N. 27 | 17-7 | W | A | South Carolina | 6-5 |

N1 - Norfolk, VA; N2 - Richmond, VA

1972 (4-7, 2-5, 5th in ACC)


| | | | | | |
|-------|-------|---|---|----------------|---------------|
| S. 9 | 13-0 | W | H | The Citadel | 5-6 |
| S. 23 | 10-29 | L | A | %Rice | 5-5-1 |
| S. 30 | 3-52 | L | A | Oklahoma | -/2 11-1 #2/2 |
| O. 7 | 9-31 | L | A | Georgia Tech | 7-4-1 #20/- |
| O. 14 | 0-7 | L | H | Duke | 5-6 |
| O. 21 | 37-21 | W | H | Virginia | 4-7 |
| O. 28 | 31-0 | W | A | Wake Forest | 2-9 |
| N. 4 | 10-26 | L | H | North Carolina | 11-1 #12/14 |
| N. 11 | 6-31 | L | A | Maryland | 5-5 |
| N. 18 | 17-42 | L | A | N.C. State | 8-3 #17/- |
| N. 25 | 7-6 | W | H | South Carolina | 4-7 |

1973 (5-6, 4-2, 3rd in ACC)

| | | | | | |
|-------|-------|---|---|----------------|------------|
| S. 8 | 14-12 | W | H | The Citadel | 3-8 |
| S. 22 | 14-31 | L | A | Georgia | 7-4-1 # |
| S. 29 | 21-29 | L | A | Georgia Tech | 5-6 |
| O. 6 | 15-30 | L | H | Texas A&M | 5-6 |
| O. 13 | 32-27 | W | H | Virginia | 4-7 |
| O. 20 | 24-8 | W | A | Duke | 2-8 |
| O. 27 | 6-29 | L | H | N.C. State | 9-3 #16/- |
| N. 3 | 35-8 | W | H | Wake Forest | 1-9 |
| N. 10 | 37-29 | W | A | North Carolina | 4-7 |
| N. 17 | 13-28 | L | H | Maryland | 8-4 #20/18 |
| N. 24 | 20-32 | L | A | South Carolina | 7-4 |

1974 (7-4, 4-2, T-2nd in ACC)

| | | | | | |
|-------|-------|---|---|----------------|------------------|
| S. 14 | 0-24 | L | A | Texas A&M | -/20 8-3 16/15 |
| S. 21 | 10-31 | L | A | %N.C. State | -/15 9-2-1 #11/9 |
| S. 28 | 21-17 | W | H | Georgia Tech | 6-5 |
| O. 5 | 28-24 | W | H | Georgia | 6-6 # |
| O. 12 | 0-41 | L | A | Maryland | 8-4 #13/13 |
| O. 19 | 17-13 | W | H | Duke | 6-5 |
| O. 26 | 28-29 | L | A | Tennessee | 7-3-2 #20/15 |
| N. 2 | 21-9 | W | A | Wake Forest | 1-10 |
| N. 9 | 54-32 | W | H | North Carolina | 7-5 # |
| N. 16 | 28-9 | W | H | Virginia | 4-7 |
| N. 23 | 39-21 | W | H | South Carolina | 4-7 |



Clemson overcame a wet and muddy field to win at Virginia Tech on October 1, 1977.

1975 (2-9, 2-3, 5th in ACC)

| | | | | | |
|-------|-------|---|---|----------------|----------------|
| S. 13 | 13-17 | L | H | Tulane | |
| S. 20 | 0-56 | L | A | %Alabama | -/14 11-1 #3/3 |
| S. 27 | 28-33 | L | A | Georgia Tech | 7-4 |
| O. 4 | 7-35 | L | A | Georgia | 9-3 #19/19 |
| O. 11 | 16-14 | W | H | Wake Forest | 3-8 |
| O. 18 | 21-25 | L | A | Duke | 4-5-2 |
| O. 25 | 7-45 | L | H | N.C. State | 7-4-1 |
| N. 1 | 7-43 | L | H | Florida State | 3-8 |
| N. 8 | 38-35 | W | A | North Carolina | 3-7-1 |
| N. 15 | 20-22 | L | H | Maryland | 9-2-1 #13/11 |
| N. 22 | 20-56 | L | A | South Carolina | 7-5 # |

1976 (3-6-2, 0-4-1, 7th in ACC)

| | | | | | |
|-------|-------|---|---|----------------|-----------------|
| S. 11 | 10-7 | W | H | The Citadel | 6-5 |
| S. 18 | 0-41 | L | H | Georgia | -/9 10-2 #10/10 |
| S. 25 | 24-24 | T | A | %Georgia Tech | 4-6-1 |
| O. 2 | 19-21 | L | A | Tennessee | 6-5 |
| O. 9 | 14-20 | L | A | Wake Forest | 5-6 |
| O. 16 | 18-18 | T | H | Duke | 5-5 |
| O. 23 | 21-38 | L | A | N.C. State | 3-7 |
| O. 30 | 15-12 | W | A | %Florida State | 5-6 |
| N. 6 | 23-27 | L | H | North Carolina | 9-3 # |
| N. 13 | 0-20 | L | A | Maryland | -/6 11-1 #8/11 |
| N. 20 | 28-9 | W | H | South Carolina | 6-5 |

1977 (8-3-1, 4-1-1, 2nd in ACC)

Ranked #19 by AP

| | | | | | |
|-------|-------|---|----|----------------|-------------------|
| S. 10 | 14-21 | L | H | Maryland | -/10 8-4 # |
| S. 17 | 7-6 | W | A | Georgia | -/17 5-6 |
| S. 24 | 31-14 | W | A | Georgia Tech | 6-5 |
| O. 1 | 31-13 | W | A | Virginia Tech | 3-7-1 |
| O. 8 | 31-0 | W | H | Virginia | 1-9-1 |
| O. 15 | 17-11 | W | A | Duke | 5-6 |
| O. 22 | 7-3 | W | H | N.C. State | 20/- 8-4 #-/19 |
| O. 29 | 26-0 | W | H | Wake Forest | 16/- 1-10 |
| N. 5 | 13-13 | T | A | North Carolina | 13/- 8-3-1 #17/14 |
| N. 12 | 17-21 | L | H | Notre Dame | 15/5 11-1 #1/1 |
| N. 19 | 31-27 | W | A | South Carolina | 15/- 5-7 |
| D. 30 | 3-34 | L | N1 | %Pittsburgh | 11/10 9-2-1 #8/7 |

N1 - Gator Bowl, Jacksonville, FL

1978 (11-1, 6-0, 1st in ACC)

Ranked T-6 by UPI, #6 by AP

| | | | | | |
|-------|-------|---|----|----------------|------------------|
| S. 16 | 58-3 | W | H | The Citadel | 5-6 |
| S. 23 | 0-12 | L | A | Georgia | 8/- 9-2-1 #16/15 |
| S. 30 | 31-0 | W | H | Villanova | 5-6 |
| O. 7 | 38-7 | W | H | Virginia Tech | 4-7 |
| O. 14 | 30-14 | W | A | Virginia | 2-9 |
| O. 21 | 28-8 | W | H | Duke | 4-7 |
| O. 28 | 33-10 | W | A | N.C. State | 20/- 9-3 #18/19 |
| N. 4 | 51-6 | W | A | Wake Forest | 16/- 1-10 |
| N. 11 | 13-9 | W | H | North Carolina | 15/- 5-6 |
| N. 18 | 28-24 | W | A | Maryland | 12/11 9-3 #20/- |
| N. 25 | 41-23 | W | H | South Carolina | 10/- 5-5-1 |
| D. 29 | 17-15 | W | N1 | %Ohio State | 7/20 7-4-1 # |

N1 - Gator Bowl, Jacksonville, FL

1979 (8-4, 4-2, T-2nd in ACC)

| | | | | | |
|-------|-------|---|----|----------------|------------------|
| S. 8 | 21-0 | W | H | Furman | 5-6 |
| S. 15 | 0-19 | L | H | Maryland | 7-4 |
| S. 22 | 12-7 | W | H | †Georgia | 6-5 |
| O. 6 | 17-7 | W | H | Virginia | 2-8 |
| O. 13 | 21-0 | W | A | Virginia Tech | 5-6 |
| O. 20 | 28-10 | W | A | Duke | 2-8 |
| O. 27 | 13-16 | L | H | N.C. State | 7-4 |
| N. 3 | 31-0 | W | H | Wake Forest | -/14 8-4 # |
| N. 10 | 19-10 | W | A | North Carolina | 18/- 8-3 #15/14 |
| N. 17 | 16-10 | W | A | Notre Dame | 14/- 7-4 |
| N. 24 | 9-13 | L | A | South Carolina | 13/19 8-4 # |
| D. 31 | 18-24 | L | N1 | Baylor | 18/19 8-4 #14/15 |

N1 - Peach Bowl, Atlanta, GA; † - Clemson's 400th win

1980 (6-5, 2-4, T-4th in ACC)

| | | | | | |
|-------|-------|---|---|------------------|----------------|
| S. 13 | 19-3 | W | H | Rice | 5-6 |
| S. 20 | 16-20 | L | A | Georgia | -/10 12-0 #1/1 |
| S. 27 | 17-10 | W | H | Western Carolina | 3-7-1 |
| O. 4 | 13-10 | W | H | Virginia Tech | 8-4 # |
| O. 11 | 27-24 | W | A | Virginia | 4-7 |

All-Time Results



| | | | | | |
|-------|-------|---|---|----------------|-----------------|
| O. 18 | 17-34 | L | H | Duke | 2-9 |
| O. 25 | 20-24 | L | A | N.C. State | 6-5 |
| N. 1 | 35-33 | W | A | †Wake Forest | 5-6 |
| N. 8 | 19-24 | L | H | North Carolina | -/14 11-1 #10/9 |
| N. 15 | 7-34 | L | A | Maryland | 8-4 # |
| N. 22 | 27-6 | W | H | South Carolina | -/14 8-4 # |

† - Clemson's 100th ACC win

1981 (12-0, 6-0, 1st in ACC)

National Champions

Ranked #1 by AP, #1 by UPI

| | | | | | |
|-------|-------|---|----|----------------|---------------|
| S. 5 | 45-10 | W | H | Wofford | 6-5 |
| S. 12 | 13-5 | W | A | %Tulane | 6-5 |
| S. 19 | 13-3 | W | H | Georgia | -/4 10-2 #6/5 |
| O. 3 | 21-3 | W | A | Kentucky | 14/- 3-8 |
| O. 10 | 27-0 | W | H | Virginia | 9/- 1-10 |
| O. 17 | 38-10 | W | A | Duke | 6/- 6-5 |
| O. 24 | 17-7 | W | H | N.C. State | 4/- 4-7 |
| O. 31 | 82-24 | W | H | Wake Forest | 3/- 4-7 |
| N. 7 | 10-8 | W | A | North Carolina | 2/8 10-2 #9/8 |
| N. 14 | 21-7 | W | H | Maryland | 2/- 4-7 |
| N. 21 | 29-13 | W | A | South Carolina | 2/- 6-6 |
| J. 1 | 22-15 | W | N1 | %Nebraska | 1/4 9-3 #11/9 |

N1 - Orange Bowl, Miami, FL

1982 (9-1-1, 6-0, 1st in ACC)

Ranked #8 by AP

| | | | | | |
|-------|-------|---|----|------------------|------------------|
| S. 6 | 7-13 | L | A | %Georgia | 11/7 11-1 #4/4 |
| S. 18 | 17-17 | T | H | Boston College | 16/- 8-3-1 # |
| S. 25 | 21-10 | W | H | Western Carolina | 6-5 |
| O. 2 | 24-6 | W | H | Kentucky | 0-10-1 |
| O. 9 | 48-0 | W | A | %Virginia | 2-9 |
| O. 16 | 49-14 | W | H | Duke | 20/- 6-5 |
| O. 23 | 38-29 | W | A | N.C. State | 18/- 6-5 |
| N. 6 | 16-13 | W | H | North Carolina | 13/18 8-4 #18/13 |
| N. 13 | 24-22 | W | A | Maryland | 11/18 8-4 #20/20 |
| N. 20 | 24-6 | W | H | South Carolina | 10/- 4-7 |
| N. 28 | 21-17 | W | N1 | Wake Forest | 10/- 3-8 |

N1 - Tokyo, Japan

1983 (9-1-1, 7-0)

Ranked #11 by AP, #10 by USA Today

| | | | | | |
|-------|-------|---|---|------------------|------------------|
| S. 3 | 44-10 | W | H | Western Carolina | 11-3 |
| S. 10 | 16-31 | L | A | %Boston College | 9-3 #19/20 |
| S. 17 | 16-16 | T | H | Georgia | -/11 10-1-1 #4/4 |
| S. 24 | 41-14 | W | H | Georgia Tech | 3-8 |
| O. 8 | 42-21 | W | H | Virginia | 6-5 |
| O. 15 | 38-31 | W | A | Duke | 3-8 |
| O. 22 | 27-17 | W | H | N.C. State | 3-8 |
| O. 29 | 24-17 | W | H | Wake Forest | 4-7 |
| N. 5 | 16-3 | W | A | North Carolina | -/10 8-4 # |
| N. 12 | 52-27 | W | H | Maryland | 17/11 8-4 # |
| N. 19 | 22-13 | W | A | South Carolina | 13/- 5-6 |

Note: Clemson not eligible for ACC title.

1984 (7-4, 5-2)

| | | | | | |
|-------|-------|---|----|-------------------|-----------------|
| S. 1 | 40-7 | W | H | Appalachian State | 4/- 4-7 |
| S. 8 | 55-0 | W | A | %Virginia | 3/- 8-4 #20/17 |
| S. 22 | 23-26 | L | A | Georgia | 2/20 7-4-1 # |
| S. 29 | 21-28 | L | A | Georgia Tech | 13/20 6-4 |
| O. 6 | 20-12 | W | H | North Carolina | 5-5-1 |
| O. 20 | 54-21 | W | H | Duke | 2-9 |
| O. 27 | 35-34 | W | A | N.C. State | 3-8 |
| N. 3 | 37-14 | W | H | Wake Forest | 6-5 |
| N. 10 | 17-10 | W | H | Virginia Tech | 8-4 # |
| N. 17 | 23-41 | L | A1 | Maryland | 20/- 9-3 #12/11 |
| N. 24 | 21-22 | L | H | South Carolina | -/9 10-2 #11/13 |

A1 - Baltimore, MD; Note: Clemson not eligible for ACC title.

1985 (6-6, 4-3, T-3rd in ACC)

| | | | | | |
|-------|-------|---|---|---------------|------------|
| S. 14 | 20-17 | W | A | Virginia Tech | 6-5 |
| S. 21 | 13-20 | L | H | Georgia | 7-3-2 # |
| S. 28 | 3-14 | L | H | Georgia Tech | 9-2 #19/18 |
| O. 5 | 7-26 | L | A | %Kentucky | 5-6 |
| O. 12 | 27-24 | W | H | Virginia | 6-5 |
| O. 19 | 21-9 | W | A | Duke | 4-7 |
| O. 26 | 39-10 | W | H | N.C. State | 3-8 |
| N. 2 | 26-10 | W | H | Wake Forest | 4-7 |

| | | | | | |
|-------|-------|---|----|----------------|------------|
| N. 9 | 20-21 | L | A | North Carolina | 5-6 |
| N. 16 | 31-34 | L | H | Maryland | 9-3 #18/19 |
| N. 23 | 24-17 | W | A | South Carolina | 5-6 |
| D. 21 | 13-20 | L | N1 | %Minnesota | 7-5 # |

N1 - Independence Bowl, Shreveport, LA

1986 (8-2-2, 5-1-1, 1st in ACC)

Ranked #17 by AP, #19 by UPI, #18 by USA Today

| | | | | | |
|-------|-------|---|----|----------------|--------------|
| S. 13 | 14-20 | L | H | Virginia Tech | 10-1-1 #20/- |
| S. 20 | 31-28 | W | A | Georgia | -/14 8-4 # |
| S. 27 | 27-3 | W | A | Georgia Tech | 5-6 |
| O. 4 | 24-0 | W | H | The Citadel | 3-8 |
| O. 11 | 31-17 | W | A | %Virginia | 20/- 3-8 |
| O. 18 | 35-3 | W | H | Duke | 17/- 4-7 |
| O. 25 | 3-27 | L | A | N.C. State | 16/20 8-3 # |
| N. 1 | 28-20 | W | A | Wake Forest | 5-6 |
| N. 8 | 38-10 | W | H | North Carolina | 7-5 |
| N. 15 | 17-17 | T | A1 | Maryland | 15/- 5-5-1 |
| N. 22 | 21-21 | T | H | South Carolina | 19/- 3-6-2 |
| D. 27 | 27-21 | W | N2 | Stanford | 21/20 8-4 # |

A1 - Baltimore, MD; N2 - Gator Bowl, Jacksonville, FL

1987 (10-2, 6-1, 1st in ACC)

Ranked #12 by AP, #10 by UPI, #11 by USA Today

| | | | | | |
|-------|-------|---|----|------------------|-----------------|
| S. 5 | 43-0 | W | H | Western Carolina | 9/- 4-7 |
| S. 12 | 22-10 | W | A | Virginia Tech | 10/- 2-9 |
| S. 19 | 21-20 | W | H | Georgia | 8/18 9-3 #13/14 |
| S. 26 | 33-12 | W | H | Georgia Tech | 9/- 2-9 |
| O. 10 | 38-21 | W | H | Virginia | 8/- 8-4 # |
| O. 17 | 17-10 | W | H | Duke | 7/- 5-6 |
| O. 24 | 28-30 | L | H | N.C. State | 7/- 4-7 |
| O. 31 | 31-17 | W | H | Wake Forest | 14/- 7-4 |
| N. 7 | 13-10 | W | A | North Carolina | 10/- 5-6 |
| N. 14 | 45-16 | W | H | Maryland | 9/- 4-7 |
| N. 21 | 7-20 | L | A | %South Carolina | 8/12 8-4 #15/15 |
| J. 1 | 35-10 | W | N1 | Penn State | 14/20 8-4 # |

N1 - Florida Citrus Bowl, Orlando, FL

1988 (10-2, 6-1, 1st in ACC)

Ranked #8 by UPI, #9 by AP, #10 by USA Today

| | | | | | |
|-------|-------|---|----|----------------|-----------------|
| S. 3 | 40-7 | W | H | Virginia Tech | 4/- 3-8 |
| S. 10 | 23-3 | W | H | Furman | 3/- 13-2 |
| S. 17 | 21-24 | L | H | Florida State | 3/10 11-1 #3/3 |
| S. 24 | 30-13 | W | A | Georgia Tech | 12/- 3-8 |
| O. 8 | 10-7 | W | A | Virginia | 11/- 7-4 |
| O. 15 | 49-17 | W | H | Duke | 11/22 7-3-1 |
| O. 22 | 3-10 | L | A | N.C. State | 9/24 8-3 #17/- |
| O. 29 | 38-21 | W | A | Wake Forest | 15/- 6-4-1 |
| N. 5 | 37-14 | W | H | North Carolina | 17/- 1-10 |
| N. 12 | 49-25 | W | A | Maryland | 16/- 5-6 |
| N. 19 | 29-10 | W | H | South Carolina | 15/25 8-4 # |
| J. 1 | 13-6 | W | N1 | Oklahoma | 9/10 9-3 #14/14 |

N1 - Citrus Bowl, Orlando, FL

1989 (10-2, 5-2, 3rd in ACC)

Ranked #12 by AP, #11 by UPI, #12 by USA Today

| | | | | | |
|-------|-------|---|----|-----------------|-------------------|
| S. 2 | 30-0 | W | H | Furman | 12/- 12-2 |
| S. 9 | 34-23 | W | A | %Florida State | 10/16 10-2 #3/2 |
| S. 16 | 27-7 | W | A | %Virginia Tech | 7/- 6-4-1 |
| S. 23 | 31-7 | W | H | Maryland | 7/- 3-7 |
| S. 30 | 17-21 | L | A | Duke | 7/- 8-4 # |
| O. 7 | 34-20 | W | H | Virginia | 15/- 10-3 #18/15 |
| O. 14 | 14-30 | L | H | Georgia Tech | 14/- 7-4 |
| O. 21 | 30-10 | W | H | N.C. State | -/12 7-5 # |
| O. 28 | 44-10 | W | H | Wake Forest | 22/- 2-8 |
| N. 4 | 35-3 | W | A | North Carolina | 21/- 1-10 |
| N. 18 | 45-0 | W | A | %South Carolina | 15/- 6-4-1 |
| D. 30 | 27-7 | W | N1 | %West Virginia | 14/17 8-3-1 #21/- |

N1 - Gator Bowl, Jacksonville, FL

1990 (10-2, 5-2, T-2nd in ACC)

Ranked #9 by AP, #9 by UPI, #9 by USA Today

| | | | | | |
|-------|-------|---|----|-------------------|-------------------|
| S. 1 | 59-0 | W | H | Long Beach State | 10/- 6-5 |
| S. 8 | 7-20 | L | A | Virginia | 9/14 8-4 #23/15 |
| S. 15 | 18-17 | W | A1 | Maryland | 10/- 6-5 |
| S. 22 | 48-0 | W | H | Appalachian State | 17/- 6-5 |
| S. 29 | 26-7 | W | H | Duke | 19/- 4-7 |
| O. 6 | 34-3 | W | H | Georgia | 16/- 4-7 |
| O. 13 | 19-21 | L | A | Georgia Tech | 15/18 11-0-1 #2/1 |



David Treadwell (#18) kicked last-second field goals against Georgia in 1986 and 1987 to give Clemson thrilling victories.

| | | | | | |
|-------|-------|---|----|----------------|------------------------|
| O. 20 | 24-17 | W | A | N.C. State | 22/- 7-5 # |
| O. 27 | 24-6 | W | A | †Wake Forest | 19/- 3-8 |
| N. 3 | 20-3 | W | H | North Carolina | 18/24 ^u 6-5 |
| N. 17 | 24-15 | W | H | South Carolina | 17/- 6-5 |
| J. 1 | 30-0 | W | N2 | Illinois | 14/16 8-4 #25/24 |

† - Clemson's 500th win; A1 - Baltimore, MD; N2 - Hall of Fame Bowl, Tampa, FL

1991 (9-2-1, 6-0-1, 1st in ACC)

Ranked #18 by AP, #17 by USA Today

| | | | | | |
|-------|-------|---|----|-------------------|-----------------|
| S. 7 | 34-0 | W | H | Appalachian State | 8/- 8-4 |
| S. 21 | 37-7 | W | H | Temple | 8/- 2-9 |
| S. 28 | 9-7 | W | H | Georgia Tech | 7/19 8-5 # |
| O. 5 | 12-27 | L | A | %Georgia | 6/- 9-3 #17/20 |
| O. 12 | 20-20 | T | H | Virginia | 18/- 8-3 # |
| O. 26 | 29-19 | W | H | N.C. State | 19/12 9-3 # |
| N. 2 | 28-10 | W | H | Wake Forest | 16/- 3-8 |
| N. 9 | 21-6 | W | A | %North Carolina | 15/- 7-4 |
| N. 16 | 40-7 | W | H | Maryland | 15/- 2-9 |
| N. 23 | 41-24 | W | A | South Carolina | 14/- 3-6-2 |
| D. 1 | 33-21 | W | N1 | Duke | 13/- 4-7 |
| J. 1 | 13-37 | L | N2 | California | 13/14 10-2 #8/8 |

N1 - Tokyo, Japan; N2 - Citrus Bowl, Orlando, FL

1992 (5-6, 3-5, 7th in ACC)

| | | | | | |
|-------|-------|---|---|-----------------------|------------------|
| S. 5 | 24-10 | W | H | Ball State | 13/- 5-6 |
| S. 12 | 20-24 | L | H | %Florida State | 15/5 11-1 #2/2 |
| S. 26 | 16-20 | L | A | %Georgia Tech | 16/- 5-6 |
| O. 3 | 54-3 | W | H | Tennessee-Chattanooga | 25/- 2-9 |
| O. 10 | 29-28 | W | A | Virginia | 25/10 7-4 |
| O. 17 | 21-6 | W | H | Duke | 19/- 2-9 |
| O. 24 | 6-20 | L | A | N.C. State | 18/23 9-3 #17/17 |
| O. 31 | 15-18 | L | A | Wake Forest | 8-4 #25/- |
| N. 7 | 40-7 | W | H | North Carolina | -/18 9-3 #19/18 |
| N. 14 | 23-53 | L | A | Maryland | 3-8 |
| N. 21 | 13-24 | L | H | South Carolina | 5-6 |

1993 (9-3, 5-3, 3rd in ACC)

Ranked #23 by AP, #22 by USA Today

| | | | | | |
|-------|-------|---|----|----------------------|------------------|
| S. 4 | 24-14 | W | H | Nevada-Las Vegas | 22/- 3-8 |
| S. 11 | 0-57 | L | A | Florida State | 21/1 12-1 #1/1 |
| S. 25 | 16-13 | W | H | Georgia Tech | 5-6 |
| O. 2 | 20-14 | W | H | N.C. State | -/24 7-5 # |
| O. 9 | 13-10 | W | A | Duke | 3-8 |
| O. 16 | 16-20 | L | H | Wake Forest | 2-9 |
| O. 23 | 27-0 | W | H | East Tennessee State | 5-6 |
| O. 30 | 29-0 | W | H | Maryland | 2-9 |
| N. 6 | 0-24 | L | A | %North Carolina | -/16 10-3 #21/20 |
| N. 13 | 23-14 | W | H | Virginia | -/18 7-5 # |
| N. 20 | 16-13 | W | A | South Carolina | 24/- 4-7 |
| D. 31 | 14-13 | W | N1 | %Kentucky | 23/- 6-6 # |

N1 - Peach Bowl, Atlanta, GA



All-Time Results

Clemson's Greatest Comebacks

| Date | Opponent | Score | Deficit | Final |
|----------------|-----------------|--------------|-----------|--------------|
| 10-10-92 | Virginia | 0-28 | 28 | 29-28 |
| 9-24-66 | Virginia | 18-35 | 17 | 40-35 |
| 10-21-00 | North Carolina | 0-17 | 17 | 38-24 |
| 10-7-06 | Wake Forest | 3-17 | *14 | 27-17 |
| 9-26-53 | Boston College | 0-14 | 14 | 14-14 |
| 11-17-62 | Maryland | 0-14 | 14 | 17-14 |
| 10-11-80 | Virginia | 10-24 | *14 | 27-24 |
| 11-2-02 | Duke | 10-24 | *14 | 34-31 |
| 11-6-04 | Miami (FL) | 3-17 | 14 | 24-17 |

* - fourth-quarter deficit; Note: Home games in **bold**.

1994 (5-6, 4-4, 5th in ACC)

| | | | | | | |
|-------|-------|---|---|----------------|-------|------------|
| S. 3 | 27-6 | W | H | Furman | 24/- | 3-8 |
| S. 10 | 12-29 | L | H | N.C. State | 22/- | 9-3 #17/17 |
| S. 17 | 6-9 | L | A | Virginia | | 9-3 #15/13 |
| O. 1 | 13-0 | W | H | Maryland | | 4-7 |
| O. 8 | 14-40 | L | A | Georgia | 6-4-1 | |
| O. 15 | 13-19 | L | A | Duke | -125 | 8-4 # |
| O. 22 | 0-17 | L | A | Florida State | -17 | 11-1 #4/5 |
| O. 29 | 24-8 | W | H | Wake Forest | | 3-8 |
| N. 5 | 28-17 | W | A | North Carolina | -19 | 8-4 #-12/1 |
| N. 12 | 20-10 | W | H | Georgia Tech | | 1-10 |
| N. 19 | 7-33 | L | H | South Carolina | | 7-5 # |

1995 (8-4, 6-2, 3rd in ACC)

| | | | | | | |
|-------|-------|---|----|------------------|------|------------|
| S. 2 | 55-9 | W | H | Western Carolina | | 3-7 |
| S. 9 | 26-45 | L | H | Florida State | -1 | 10-2 #4/5 |
| S. 16 | 29-14 | W | A | %Wake Forest | | 1-10 |
| S. 23 | 3-22 | L | H | Virginia | -11 | 9-4 #16/16 |
| S. 30 | 43-22 | W | A | N.C. State | | 3-8 |
| O. 7 | 17-19 | L | H | %Georgia | | 6-6 # |
| O. 21 | 17-0 | W | A | Maryland | | 6-5 |
| O. 28 | 24-3 | W | A | Georgia Tech | | 6-5 |
| N. 4 | 17-10 | W | H | North Carolina | | 7-5 # |
| N. 11 | 34-17 | W | H | Duke | 24/- | 3-8 |
| N. 18 | 38-17 | W | A | South Carolina | 24/- | 4-6-1 |
| J. 1 | 0-41 | L | N1 | Syracuse | 23/- | 9-3 #19/17 |

N1 - Gator Bowl, Jacksonville, FL

1996 (7-5, 6-2, 2nd in ACC)

| | | | | | | |
|-------|-------|---|----|------------------|------|------------|
| A. 31 | 0-45 | L | A | North Carolina | 10-2 | #10/10 |
| S. 7 | 19-3 | W | H | Furman | | 9-4 |
| S. 21 | 24-38 | L | A | %Missouri | | 5-6 |
| S. 28 | 21-10 | W | H | Wake Forest | | 3-8 |
| O. 5 | 3-34 | L | A | Florida State | -12 | 11-1 #3/3 |
| O. 12 | 13-6 | W | A | Duke | | 0-11 |
| O. 19 | 28-25 | W | H | Georgia Tech | -22 | 5-6 |
| N. 2 | 35-3 | W | H | Maryland | | 5-6 |
| N. 9 | 24-16 | W | A | Virginia | -15 | 7-5 # |
| N. 16 | 40-17 | W | H | N.C. State | | 3-8 |
| N. 23 | 31-34 | L | H | %South Carolina | 22/- | 5-6 |
| D. 28 | 7-10 | L | N1 | %Louisiana State | -17 | 10-2 #12/- |

N1 - Peach Bowl, Atlanta, GA

1997 (7-5, 4-4, 5th in ACC)

| | | | | | | |
|-------|-------|---|----|----------------------|--------------------|-------------|
| S. 6 | 23-12 | W | H | Appalachian State | 18/- | 7-4 |
| S. 13 | 19-17 | W | A | N.C. State | 19/25 ^U | 6-5 |
| S. 20 | 28-35 | L | H | Florida State | 16/5 | 11-1 #3/3 |
| S. 27 | 20-23 | L | A | %Georgia Tech | 17/- | 7-5 # |
| O. 4 | 39-7 | W | H | Texas El-Paso | | 4-7 |
| O. 11 | 7-21 | L | H | %Virginia | | 7-4 |
| O. 25 | 20-9 | W | A | Maryland | | 2-9 |
| N. 1 | 33-16 | W | A | Wake Forest | | 5-6 |
| N. 8 | 29-20 | W | H | Duke ^(OT) | | 2-9 |
| N. 15 | 10-17 | L | H | North Carolina | -8 | 11-1 #6/4 |
| N. 22 | 47-21 | W | A | %South Carolina | | 5-6 |
| J. 2 | 17-21 | L | N1 | %Auburn | -13 | 10-3 #11/11 |

N1 - Peach Bowl, Atlanta, GA

1998 (3-8, 1-7, 8th in ACC)

| | | | | | | |
|-------|-------|---|---|---------------|-----|------------|
| S. 5 | 33-0 | W | H | Furman | | 5-6 |
| S. 12 | 0-37 | L | H | Virginia Tech | | 9-3 #23/19 |
| S. 19 | 18-20 | L | A | Virginia | -10 | 9-3 #18/18 |
| S. 26 | 19-29 | L | H | Wake Forest | | 3-8 |

| | | | | | | |
|-------|-------|---|---|-----------------|-----|-----------|
| O. 3 | 14-21 | L | A | North Carolina | 7-5 | # |
| O. 10 | 23-0 | W | H | Maryland | | 3-8 |
| O. 17 | 0-48 | L | A | %Florida State | -16 | 11-2 #3/3 |
| O. 24 | 23-28 | L | A | Duke | | 4-7 |
| O. 31 | 39-46 | L | H | N.C. State | | 7-5 # |
| N. 12 | 21-24 | L | H | %Georgia Tech | -22 | 10-2 #9/9 |
| N. 21 | 28-19 | W | H | %South Carolina | | 1-10 |

1999 (6-6, 5-3, 2nd in ACC)

| | | | | | | |
|-------|-------|---|----|--------------------|------|-------------|
| S. 4 | 10-13 | L | H | %Marshall | 13-0 | #10/10 |
| S. 11 | 33-14 | W | H | Virginia | -22 | 7-5 # |
| S. 23 | 11-31 | L | A | %Virginia Tech | -8 | 11-1 #2/3 |
| O. 2 | 31-20 | W | H | North Carolina | | 3-8 |
| O. 9 | 31-35 | L | A | %N.C. State | | 6-6 |
| O. 16 | 42-30 | W | A | Maryland | | 5-6 |
| O. 23 | 14-17 | L | H | %Florida State | -1 | 12-0 #1/1 |
| O. 30 | 12-3 | W | A | Wake Forest | | 7-5 # |
| N. 6 | 58-7 | W | H | Duke | | 3-8 |
| N. 13 | 42-45 | L | A | Georgia Tech | -13 | 8-4 #20/21 |
| N. 20 | 31-21 | W | A | South Carolina | | 0-11 |
| D. 31 | 7-17 | L | N1 | %Mississippi State | -15 | 10-2 #13/12 |

N1 - Peach Bowl, Atlanta, GA

2000 (9-3, 6-2, 2nd in ACC)

Ranked #16 by AP, #14 by USA Today

| | | | | | | |
|-------|-------|---|----|----------------|-------|------------|
| S. 2 | 38-0 | W | H | %The Citadel | 17/- | 2-9 |
| S. 9 | 62-9 | W | H | Missouri | 17/- | 3-8 |
| S. 16 | 55-7 | W | H | Wake Forest | 16/- | 2-9 |
| S. 23 | 31-10 | W | A | Virginia | 11/- | 6-6 # |
| S. 30 | 52-22 | W | A | Duke | 7/- | 0-11 |
| O. 7 | 34-27 | W | H | N.C. State | 5/- | 8-4 # |
| O. 14 | 35-14 | W | H | Maryland | 5/- | 5-6 |
| O. 21 | 38-24 | W | A | North Carolina | 5/- | 6-5 |
| O. 28 | 28-31 | L | H | Georgia Tech | 5/- | 9-3 #17/19 |
| N. 4 | 7-54 | L | A | %Florida State | 10/4 | 11-2 #5/4 |
| N. 18 | 16-14 | W | H | South Carolina | 16/25 | 8-4 #19/21 |
| J. 1 | 20-41 | L | N1 | Virginia Tech | 16/6 | 11-1 #6/6 |

N1 - Gator Bowl, Jacksonville, FL

2001 (7-5, 4-4, T-4th in ACC)

| | | | | | | |
|-------|-------|---|----|------------------------------|---------------------|-------------|
| S. 1 | 21-13 | W | H | Central Florida | 18/- | 6-5 |
| S. 8 | 38-14 | W | H | Wofford | 20/- | 4-7 |
| S. 22 | 24-26 | L | H | Virginia | 19/- | 5-7 |
| S. 29 | 47-44 | W | A | Georgia Tech ^(OT) | 25 ^U /9 | 8-5 #24/- |
| O. 13 | 45-37 | W | A | N.C. State | 16/- | 7-5 # |
| O. 20 | 3-38 | L | H | North Carolina | 13/- | 8-5 # |
| O. 27 | 21-14 | W | A | Wake Forest | 25/- | 6-5 |
| N. 3 | 27-41 | L | H | Florida State | 24 ^U /14 | 8-4 #15/15 |
| N. 10 | 20-37 | L | A | %Maryland | -13 | 10-2 #11/10 |
| N. 17 | 15-20 | L | A | South Carolina | -22 | 9-3 #13/13 |
| D. 1 | 59-31 | W | H | Duke | | 0-11 |
| D. 31 | 49-24 | W | N1 | Louisiana Tech | | 7-5 # |

N1 - Humanitarian Bowl, Boise, ID

2002 (7-6, 4-4, T-5th in ACC)

| | | | | | | |
|-------|-------|---|----|-----------------|-----|-------------|
| A. 31 | 28-31 | L | A | %Georgia | -8 | 13-1 #3/3 |
| S. 7 | 33-13 | W | H | Louisiana Tech | | 4-8 |
| S. 14 | 24-19 | W | H | Georgia Tech | | 7-6 # |
| S. 21 | 30-7 | W | H | Ball State | | 6-6 |
| O. 3 | 31-48 | L | A | %Florida State | -11 | 9-5 #21/23 |
| O. 12 | 17-22 | L | A | Virginia | | 9-5 #22/25 |
| O. 19 | 31-23 | W | H | Wake Forest | | 7-6 # |
| O. 24 | 6-38 | L | H | %N.C. State | -12 | 11-3 #12/11 |
| N. 2 | 34-31 | W | A | Duke | | 2-10 |
| N. 9 | 42-12 | W | A | North Carolina | | 3-9 |
| N. 16 | 12-30 | L | H | %Maryland | -19 | 11-3 #13/13 |
| N. 23 | 27-20 | W | H | %South Carolina | | 5-7 |
| D. 23 | 15-55 | L | N1 | Texas Tech | | 9-5 # |

N1 - Tangerine Bowl, Orlando, FL

2003 (9-4, 5-3, 3rd in ACC)

Ranked #22 by AP, #22 by USA Today

| | | | | | | |
|-------|-------|---|---|--------------------------|-----|-------------|
| A. 30 | 0-30 | L | H | Georgia | -11 | 11-3 #7/6 |
| S. 6 | 28-17 | W | H | Furman | | 6-5 |
| S. 13 | 37-14 | W | H | Middle Tennessee | | 4-8 |
| S. 20 | 39-3 | W | A | %Georgia Tech | | 7-6 # |
| O. 4 | 7-21 | L | A | Maryland | | 10-3 #17/20 |
| O. 11 | 30-27 | W | H | Virginia ^(OT) | -25 | 8-5 # |
| O. 16 | 15-17 | L | A | %N.C. State | | 8-5 # |

| | | | | | | |
|-------|-------|---|----|-----------------|----|-------------|
| O. 25 | 36-28 | W | H | North Carolina | | 2-10 |
| N. 1 | 17-45 | L | A | Wake Forest | | 5-7 |
| N. 8 | 26-10 | W | H | %Florida State | -3 | 10-3 #11/10 |
| N. 15 | 40-7 | W | H | Duke | | 4-8 |
| N. 22 | 63-17 | W | A | %South Carolina | | 5-7 |
| J. 2 | 27-14 | W | N1 | Tennessee | -6 | 10-3 #15/16 |

N1 - Peach Bowl, Atlanta, GA

2004 (6-5, 4-4, T-6th in ACC)

| | | | | | | |
|-------|-------|---|---|------------------------------|------|------------|
| S. 4 | 37-30 | W | H | Wake Forest ^(2OT) | 15/- | 4-7 |
| S. 11 | 24-28 | L | H | %Georgia Tech | 20/- | 7-5 # |
| S. 18 | 6-27 | L | A | %Texas A&M | | 7-5 # |
| S. 25 | 22-41 | L | A | Florida State | -8 | 9-3 #15/14 |
| O. 7 | 10-30 | L | A | %Virginia | -10 | 8-4 #23/23 |
| O. 16 | 35-6 | W | H | Utah State | | 3-8 |
| O. 23 | 10-7 | W | H | Maryland | | 5-6 |
| O. 30 | 26-20 | W | H | N.C. State | | 5-6 |
| N. 6 | 24-17 | W | A | %Miami (FL) ^(OT) | -11 | 9-3 #11/11 |
| N. 13 | 13-16 | L | A | Duke | | 2-9 |
| N. 20 | 29-7 | W | H | †South Carolina | | 6-5 |

† - Clemson's 600th win

2005 (8-4, 4-4, 3rd in ACC Atlantic)

Ranked #21 by AP, #21 by USA Today

| | | | | | | |
|-------|-------|---|----|--------------------------------|------------------|------------|
| S. 3 | 25-24 | W | H | %Texas A&M | -17 | 5-6 |
| S. 10 | 28-24 | W | A | Maryland | 25/- | 5-6 |
| S. 17 | 30-36 | L | H | Miami (FL) ^(3OT) | 20/13 | 9-3 #17/18 |
| S. 24 | 13-16 | L | H | Boston College ^(OT) | -25 ^U | 9-3 #18/17 |
| O. 1 | 27-31 | L | A | Wake Forest | | 5-6 |
| O. 13 | 31-10 | W | A | %N.C. State | | 7-5 # |
| O. 22 | 37-7 | W | H | Temple | | 0-11 |
| O. 29 | 9-10 | L | A | Georgia Tech | | 7-5 # |
| N. 5 | 49-20 | W | H | Duke | | 1-10 |
| N. 12 | 35-14 | W | H | Florida State | -17 | 8-5 #22/23 |
| N. 19 | 13-9 | W | A | %South Carolina | -19 | 7-5 # |
| D. 27 | 19-10 | W | N1 | %Colorado | 23/- | 7-6 # |

N1 - Champs Sports Bowl, Orlando, FL

2006 (8-5, 5-3, T-2nd in ACC Atlantic)

| | | | | | | |
|-------|-------|---|----|---------------------------------|-------|-------------|
| S. 2 | 54-6 | W | H | Florida Atlantic | 18/- | 5-7 |
| S. 9 | 33-34 | L | A | Boston College ^(2OT) | 18/- | 10-3 #20/20 |
| S. 16 | 27-20 | W | A | %Florida State | -9 | 7-6 # |
| S. 23 | 52-7 | W | H | North Carolina | 19/- | 3-9 |
| S. 30 | 51-0 | W | H | %Louisiana Tech | 18/- | 3-10 |
| O. 7 | 27-17 | W | A | Wake Forest | 15/- | 11-3 #18/17 |
| O. 12 | 63-9 | W | N1 | %Temple | 12/- | 1-11 |
| O. 21 | 31-7 | W | H | %Georgia Tech | 12/13 | 9-5 # |
| O. 26 | 7-24 | L | A | %Virginia Tech | 10/- | 10-3 #19/18 |
| N. 4 | 12-13 | L | H | Maryland | 19/- | 9-4 # |
| N. 11 | 20-14 | W | H | N.C. State | | 3-9 |
| N. 25 | 28-31 | L | H | South Carolina | 24/- | 8-5 # |
| D. 29 | 20-28 | L | N2 | Kentucky | | 8-5 # |

N1 - Charlotte, NC; N2 - Music City Bowl, Nashville, TN

- played in a bowl game; % - night game; ^U - coaches poll; Note: Home games in **bold**.



C.J. Spiller and James Davis combined for five touchdowns and 211 rushing yards on only 21 carries in Clemson's 63-9 win over Temple at Charlotte, NC on October 12, 2006.



Clemson's WestZone initiative at Memorial Stadium made its debut in 2006. The 1000-seat club level facility serves as a new front door to Clemson Memorial Stadium and provides Tiger student-athletes and fans with one of the most modern facilities in the nation. Clemson student-athletes also enjoy a new locker room, training room and lounge area. Construction on Phase II of the facility will begin after the 2007 season. It will include a coaches office building that will have meeting rooms for all positions, and a new strength training facility.




WestZone

MEMORIAL STADIUM

2007 FOOTBALL

| DATE | OPPONENT | TIME |
|----------|--|------|
| Sept. 3 | FLORIDA STATE | 8 PM |
| Sept. 8 | LOUISIANA-MONROE (Hall of Fame Day) | 1 PM |
| Sept. 15 | FURMAN (Family Day) | 1 PM |
| Sept. 22 | at North Carolina St. | TBA |
| Sept. 29 | at Georgia Tech | TBA |
| Oct. 6 | VIRGINIA TECH (Military Appreciation Day) | TBA |
| Oct. 20 | CENTRAL MICHIGAN (Homecoming) | TBA |
| Oct. 27 | at Maryland | TBA |
| Nov. 3 | at Duke | TBA |
| Nov. 10 | WAKE FOREST (IPTAY/Youth Day) | TBA |
| Nov. 17 | BOSTON COLLEGE (Football Reunion Day) | TBA |
| Nov. 24 | at South Carolina | TBA |





Justin MILLER, CB
New York Jets
2006 Pro Bowl Selection

Brian DAWKINS, S
Philadelphia Eagles
Six-time Pro Bowl Participant
2004 NFC Champion

Leroy HILL, LB
Seattle Seahawks
2005 AFC Champion

Tye HILL, CB
St. Louis Rams
2006 First-Round Draft Choice

Rod GARDNER, WR
Kansas City Chiefs
First-Round Draft Choice, 2001

Chris GARDOCKI, P
Pittsburgh Steelers
1997 Pro Bowl Selection
2005 Super Bowl Champion
16-year NFL Veteran

Gaines ADAMS, DE
Tampa Bay Bucs
#4 Selection of 2007 NFL Draft
2006 Unanimous All-American

Trevor PRYCE, DT
Baltimore Ravens
1997 First-Round Draft Choice
Four-Time Pro Bowl Selection
Two-Time Super Bowl Champion

Charlie WHITEHURST, QB
San Diego Chargers

Dexter MCCLEON, CB
Houston Texans
1999 Super Bowl Champion

TIGERS IN THE NFL