


2008 FOOTBALL

CLIMB



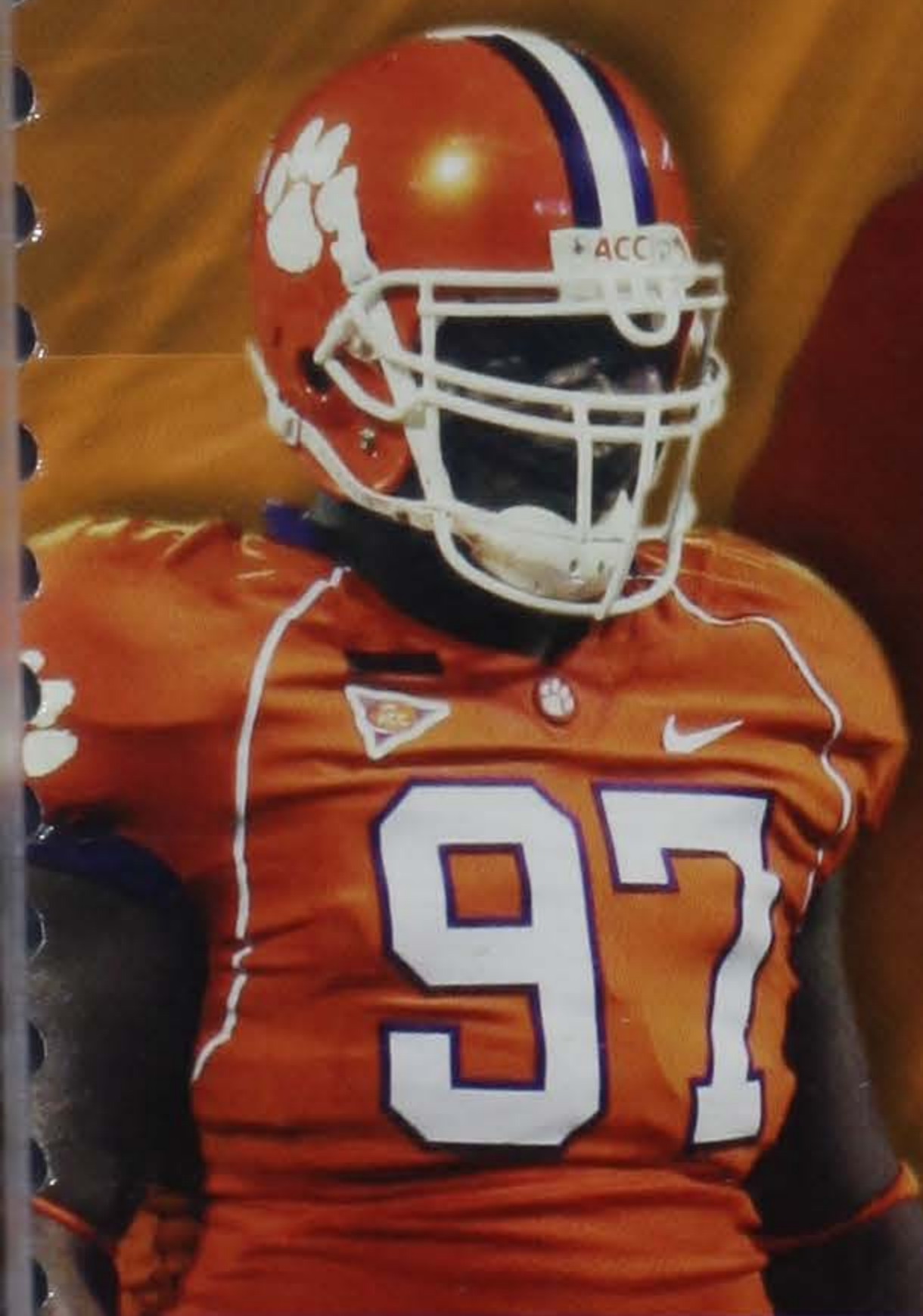
Cullen HARPER, QB

Offensive Captain and MVP, 2007
Davey O'Brien Award Candidate
Johnny Unitas Award Candidate



Michael HAMLIN, DB

Defensive Captain and MVP, 2007
Jim Thorpe Award Candidate



Dorell SCOTT, DT

Outland Trophy
Candidate



C.J. SPILLER, RB

Chick-fil-A Bowl MVP, 2007
Doak Walker Award Candidate



James DAVIS, RB

First-team All-ACC 2006-07
Doak Walker Award Candidate



Aaron KELLY, WR

Fred Biletnikoff
Award Candidate

**solid
orange**

IT'S ABOUT PRIDE

"THUNDER & LIGHTNING"

HOWARD'S
ROCK

WHY CLEMSON?

► A National Championship Tradition

Clemson won the 1981 National Championship and has won 17 conference championships over the years, including 13 ACC titles, more than any other ACC school.

► Academic Excellence

Clemson has ranked in the top five in the nation among top 25 programs by USA Today in terms of graduation success rate each of the last two years. The program had a record team GPA in the spring of 2008 and had five student-athletes on the All-ACC Academic team in 2007.

► NFL Influence

Gaines Adams was the number-four selection of the 2007 NFL draft and made the All-Rookie team with Tampa Bay. Former Tigers Brian Dawkins (Philadelphia Eagles) and Trevor Pryce (Baltimore Ravens) have combined to play in 10 Pro Bowls and have made numerous All-Pro teams.

► Outstanding Facilities

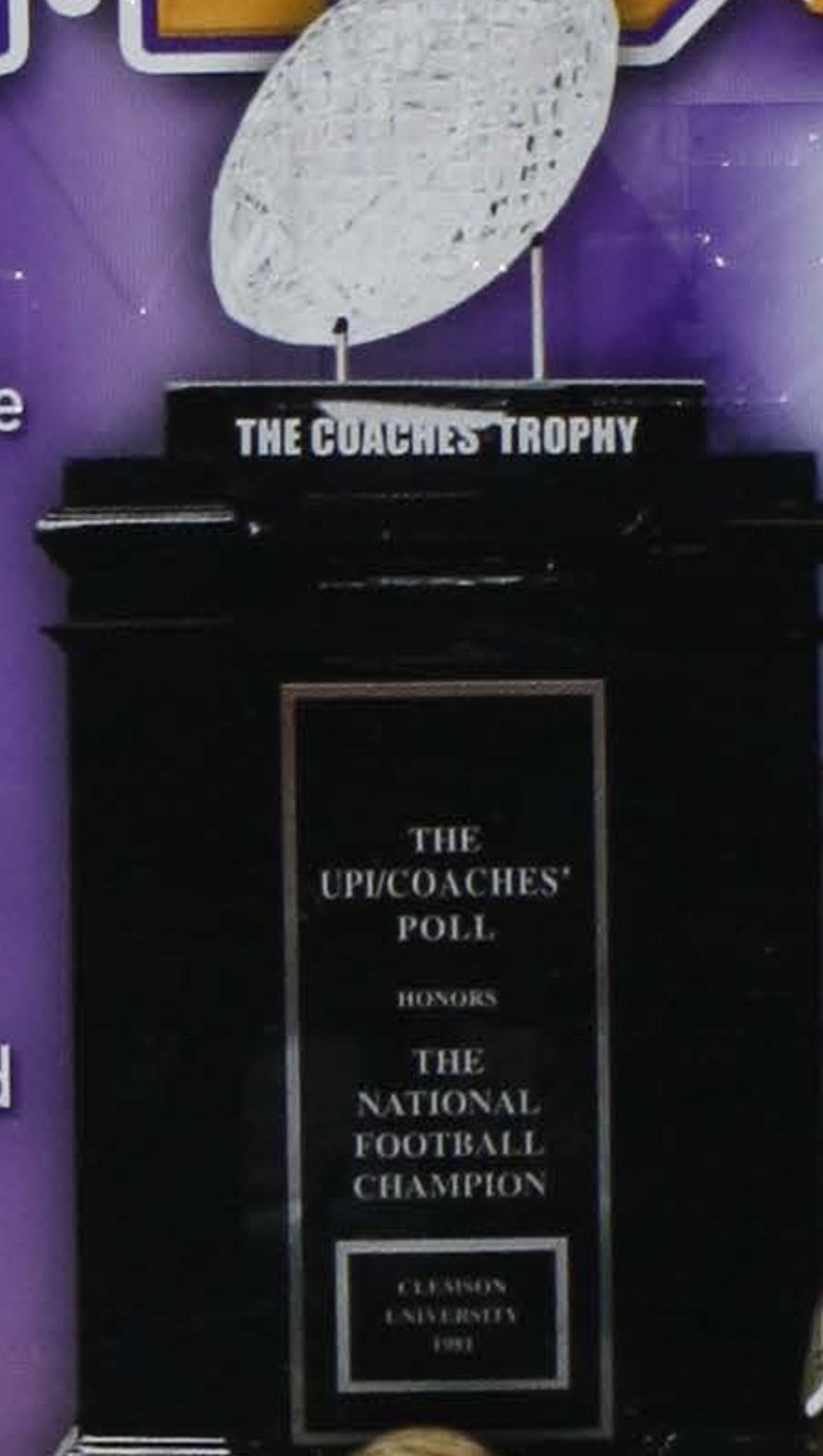
Clemson's West Endzone is a \$57 million dollar project that has brought Memorial Stadium to a state of the art facility. It houses luxury club seating, and new locker rooms. In 2009 it will be the home of new football offices, meeting rooms and strength training facilities.

► Gameday Atmosphere

"The Rock has strange powers. When you rub it and run down the Hill, the adrenaline flows. It's the most emotional experience I have ever had."
— Six-time Pro Bowl player Michael Dean Perry


► Coaching Excellence

Tommy Bowden has had the Tigers bowl eligible each of his nine years at Clemson, one of just four active Division I coaches who has done that at the same school nine straight years. He is a two-time ACC Coach of the Year.



ESPN's College Gameday came to Clemson in 2006. "I've said it many times since last Saturday, this was one of the more enjoyable experiences in my career on College Gameday."

— ESPN's Kirk Herbstreit



Clemson's Football Heritage



Academic Excellence

- Clemson was second in the nation among top-25 teams in the **USA Today** poll in September of 2006 and third in September of 2007 in terms of graduation success rate. Clemson's graduation rate for African-American student-athletes was ninth among the 64 schools who played in a bowl game in 2007.
- Head Coach Tommy Bowden has had 41 players in his nine seasons who have played for the Tigers after they earned their undergraduate degree. That includes six current Tigers. That list includes Cullen Harper and Michael Hamlin, captains of the 2007 team. Current punter and Clemson graduate Jimmy Maners became the first Tiger gridder named to Clemson's chapter of the Phi Beta Kappa Honor society.
- Clemson's football team had 37 players named to the academic honor roll for the 2008 spring semester. Even though Tommy Bowden has served as head coach just 19 semesters entering the 2008-08 academic year, the top-eight-team GPAs have taken place under his watch. That includes the 2008 spring when the team had a school-record 2.63 GPA.
- Since Tommy Bowden has been Clemson's head coach, nearly 80 percent of the scholarship players who have stayed until their senior season have earned their degree. Eighteen of the 20 seniors on the 2006 team have their degrees and that should reach a perfect 20-for-20 this December.
- Chad Carson and Kyle Young were first-team academic All-Americans in both 2000 and 2001. Clemson was the only Division I school in the nation with two first-team picks each year. Young was a first-team academic All-American from 1999-01 and became just the second ACC player in history to be a three-time, first-team selection. He is one of just two offensive linemen in college football history to be a three-time, first-team academic All-American. He is currently an

assistant athletic director in the Clemson Athletic Department.

- Chad Carson joined Kyle Young in graduating from Clemson University Summa Cum Laude. In 2002, Carson reached the final stage of the Rhodes Scholarship selection process, as he was the only Division I football player in the nation who could make that prestigious claim. Carson also received Clemson's Algernon Sydney Sullivan Award for service to others.

All-Americans


- Clemson has had a history of decorated football players. The program boasts 59 different All-Americans in its history, including two offensive linemen in 2007. Barry Richardson and Chris McDuffie were both named to various teams, the first time in Tiger history two offensive linemen on the same team were named All-American.
- In 2006, Gaines Adams was a unanimous All-American. It marked the second straight year that Clemson had a consensus first-team All-American, as Tye Hill was named in 2005. The program has had at least one All-American in 29 of the last 31 years.
- Gaines Adams became just the second unanimous first-team All-American in school history when he was selected in 2006. He joined Terry Kinard (1982) with that distinction.
- Clemson has had at least one First-Team All-ACC player each of the last 31 years, the longest active streak and the longest overall streak in ACC history. The school had four First-Team All-ACC selections in 2007 (all on offense). No other team had that many first-team selections on offense. The list includes returning players James Davis

and Aaron Kelly. Returning quarterback Cullen Harper was a Second-Team All-ACC selection, as was safety Michael Hamlin.

- Clemson had nine players named to the ACC's 50-Year Anniversary team, more than any other school. The list of honorees shows the balance of the program over the years, as every area of a football team (by position) was represented. The nine players are Joe Bostic, Jerry Butler, Bennie Cunningham, Jeff Davis, Steve Fuller, Terry Kinard, Michael Dean Perry, William Perry, and Anthony Simmons. All nine players were All-Americans during at least one season at Clemson and played in the NFL.

Bowl History

- Clemson has been to 30 bowl games in its history. Clemson's 15-win total in those games is 18th-best in history.
- Clemson's first bowl game was a 6-3 victory over Boston College and Frank Leahy in the 1940 Cotton Bowl. Leahy is still second in college football history in winning percentage.
- Clemson won five straight bowl games between the 1986 and 1990 seasons, tied for the seventh-longest winning streak in college football history in consecutive seasons. Clemson defeated Stanford, Penn State, Oklahoma, West Virginia, and Illinois during the stretch.
- Clemson has defeated some of the top coaches in college football history in bowl competition. Among the list of celebrated head coaches who have lost to Clemson in bowl games since the ACC was founded are Joe Paterno (#2-winningest coach in Division I on a total-victories basis), Barry Switzer (#4-winningest Division I coach on a winning-percentage basis), and Tom Osborne (#5-winningest Division I coach on a winning-percentage basis). Hall of Fame Head Coach Woody Hayes suffered his final defeat against the Tigers in 1978 in the Gator Bowl. Overall, Clemson has defeated nine head coaches in bowl



Seniors Michael Hamlin (left) and Cullen Harper (right) were both named permanent team captains and both earned their degrees in May.





Clemson's Football Heritage

games who are enshrined in the College Football Hall of Fame.

- The 2007 Chick-fil-A Bowl was Clemson's 19th bowl appearance since 1985, a tangible representation of the program's consistency. That mark is tied for the ninth-most bowl appearances in the nation in the last 23 seasons. Clemson has been to a bowl game eight of the last nine years and has been bowl eligible nine straight seasons.

Championship Tradition

- The Tigers were named National Champions by every service in 1981, as they were the only school in the nation with a perfect record (12-0). The year included three wins over top-10 teams (Georgia, Nebraska, North Carolina), the only team in college football to beat three top-10 teams in 1981. It was just the second national title for an ACC school.
- The 1981 team had five All-Americans on its roster, including first-team selections Jeff Davis, Terry Kinard, and Perry Tuttle. Thirty-one players on the 1981 squad were eventually drafted by the NFL and 22 players eventually played in the NFL. Twenty-three different players on the 1981 roster were First-Team All-ACC selections at one time during their careers as well.
- Since the ACC was formed in 1953, Clemson has more overall wins (372) and ACC wins (223) than any other school.
- Clemson has won 13 ACC titles (12 outright and one tied), still the all-time ACC record.
- Clemson won the Southern Conference title in 1940 and 1948 along with the Southern Intercollegiate Athletic Association in 1900 and 1902, giving the program 17 conference crowns over the years.

Coaching Success

- Clemson has a legendary history when it comes to coaching. Three former Tiger mentors (John Heisman, Frank Howard, Jess Neely) are already in the College Football Hall of Fame. Howard was



Frank Howard won 165 games in 30 years (1940-69) as head coach at Clemson.

Clemson's coach when the ACC was founded and promptly took the Tigers to six ACC titles. No coach had more league titles than Howard during his 30-year tenure at Clemson. He concluded his career with 165 victories, and his 30-year tenure still is third-longest in NCAA history for a coach serving at one school.

- Danny Ford coached Clemson to the National Championship in 1981 and won six bowl games in his Clemson career, second on the all-time ACC coaching list. His 76-percent winning mark is also second-best in ACC history. He was the consensus national coach-of-the-year in 1981, and he remains the youngest coach (33) to win a national title.
- Tommy Bowden has continued the tradition of outstanding Tiger coaches by leading the team to bowl games each of his first five years, the only coach in Clemson history to do that. He has been ACC Coach-of-the-Year twice. In 2003, he became the second Tiger coach to defeat three top-25 teams in the same year and the second to record at least two top-10 wins in the same year.
- Bowden has had his teams bowl eligible in each of his 11 years as a head coach, one of just four active Division I coaches who has had a team bowl eligible every year since 1997. The others are Frank Beamer (Virginia Tech), Bobby Bowden (Florida State), and Mack Brown (Texas).
- Bowden has taken Clemson to a winning season each of the last eight years, the longest streak of its kind by one coach in school history. He is one of just five ACC coaches in history to have an eight-year streak of winning seasons.

Conference Competitiveness

- Clemson is a charter member of the Atlantic Coast Conference. Year in and year out, the ACC is considered among the best of the BCS conferences. The league is competitive with 12 teams, eight of whom went to a bowl game in 2006 and 2007.
- Clemson, Florida State, Georgia Tech, Maryland, and Miami (FL) are schools within the conference that have won a national title.
- An ACC player was the top defensive player of the NFL draft in 2006 and 2007. Mario Williams of N.C. State was the top selection among defensive players in 2006, while Clemson's Gaines Adams was the first pick among defenders in 2007.
- Thirty-seven different ACC players were named to at least one All-America team in 2007. Three ACC players earned five combined national awards in 2007.
- The ACC had 51 players chosen in the 2007 NFL draft, more than any other conference. That included 10 first-round selections, eight of which were defensive players. The ACC had 37 more players drafted in 2008, giving the league 88 drafted players in two years.

Exposure

- Clemson is one of the most-televised teams in the nation every year. In 2007, 10 of Clemson's 13 games were on some type of television. Eight games were shown on **ABC** or on the **ESPN** family of networks.
- Since Tommy Bowden became head coach of the Tigers in 1999, 93 of the 111 games have been televised.

Clemson Alma Mater

Where the Blue Ridge yawns its greatness
Where the Tigers play
Here the sons of dear old Clemson
Reign supreme alway.

Chorus

Dear old Clemson, we will triumph
And with all our might
That the Tigers' roar may echo
O'er the mountain height.

- Clemson's 2007 senior class had 43 of their 49 games on live television, including 36 games on one of the **ESPN** family of networks.
- Clemson has averaged 8.8 televised games during the last 23 years.
- Every season, the Clemson vs. Florida State game is one of the nation's most highly-rated college football games. Last year, the game was played on Labor Day night on **ESPN** and had a 5.02 rating, the highest-rated game on the opening weekend of college football.
- Clemson's 2007 Chick-fil-A Bowl game against Auburn also had a 5.02 rating on **ESPN**, the highest rated of the 19 bowl games shown by **ESPN** during the postseason.


First-Round Draft Selections

- Gaines Adams was the #4 overall selection of the 2007 NFL draft by the Tampa Bay Buccaneers. Adams tied for the highest draft pick by a Tiger in history and the highest since 1939, when Banks McFadden was the #4 overall selection of the NFL draft by the Brooklyn Dodgers. Adams' selection tied for the third-highest selection in any sport in Tiger history.
- Clemson has had a top-32 selection in the NFL draft each of the last three years. Phillip Merling was the 32nd player drafted in 2008 by the Miami Dolphins. Gaines Adams was the #4 pick of the NFL draft by the Tampa Bay Buccaneers in 2007 and Tye Hill was the #15 pick of the Saint Louis Rams in 2006. Clemson was one of just three schools nationally to have a top-15 pick in both 2006 and 2007.
- Gaines Adams was the third first-round draft selection under Tommy Bowden. The others are Rod Gardner (#15 in 2001 by the Redskins) and Tye Hill (#15 in 2006 by the Rams). All three earned their degrees from Clemson. Adams graduated in December of 2006.
- Clemson had 10 players drafted in 1983, an ACC record for players drafted from the same school in one year.
- Clemson has had 194 players drafted over the years, including five players from the 2006 team. Clemson was among the top-15 teams in the nation in drafted players in April of 2007.

Hall of Fame

- Former Clemson consensus All-American and 1981 National Championship team captain Jeff Davis was inducted into the College Football Hall of Fame in 2007. Davis is regarded as one of the great leaders of any team in Tiger athletics history. He had 175 tackles on the 1981 team, leading the Tigers to a perfect 12-0 record.
- Jeff Davis was the second member of Clemson's National Championship team to be enshrined in

Clemson's Football Heritage



John Heisman is one of three former Clemson coaches in the College Football Hall of Fame.

the College Football Hall of Fame. Terry Kinard was inducted in 2001 in New York City. Both Davis and Kinard are also members of the Clemson Ring of Honor at Memorial Stadium.

- Clemson had a special night in New York City on December 11, 2001. That evening, Terry Kinard was inducted into the College Football Hall of Fame and Kyle Young was a recipient of a National Football Foundation Scholar-Athlete Award. Clemson was the only school in the nation with one of each in 2001.
- Terry Kinard was the first Tiger football player to win a national individual award. He was named the 1982 national defensive player-of-the-year by **CBS**. That year (his senior season), he was a unanimous first-team All-American, the first unanimous All-American in Clemson football history. He was named to the ACC's 50-Year Anniversary team in 2002, and he was also listed among the top-50 athletes in the history of the ACC, regardless of sport.
- Three former Clemson coaches are in the College Football Hall of Fame. The list includes John Heisman (1900-03), Jess Neely (1931-39), and Frank Howard (1940-69).
- Banks McFadden, Clemson's greatest all-around athlete and a First-Team **AP** All-American in 1939, was inducted into the College Football Hall of Fame in 1959.

NFL Influence

- Over the years, 20 former Tigers have combined to win 28 Super Bowl Championship rings. Chris Gardocki was added to the list in 2006 as the starting punter for the Pittsburgh Steelers. The leader is Jeff Bostic, who started on three Super Bowl Championship teams with the Washington Redskins.
- Clemson has had an alum on the Super Bowl Championship team in five of the last 10 years. Clemson was one of six schools to have a representative on each of the four teams involved in the conference championship games at the end of the 2005 season.


- Trevor Pryce, an All-ACC player at Clemson in 1996, has won two Super Bowl Championship rings and been a four-time Pro Bowl selection. He became the highest-paid defensive lineman in NFL history in 2001. He was one of eight former Tiger defensive linemen on NFL rosters in 2006 and finished the year with 13.5 sacks, among the top-five totals in the NFL.
- Brian Dawkins is one of the stars of the NFL among defensive players. A 1996 Clemson graduate, Dawkins was an All-American on Clemson's 1995 team when he finished the season 10th in the nation in interceptions. He became the first player in NFL history in 2002 to have a sack, interception, recovered fumble, and touchdown reception in the same game. He has been named to the Pro Bowl six times in the last nine seasons, including the 2007 Pro Bowl. Dawkins and former All-American Michael Dean Perry have been to a Tiger-alum-high six Pro Bowls.
- Levon Kirkland, now an administrator in the admissions office at Clemson, was named to the NFL All-Decade team of the 1990s for his play with the Steelers.

Poll Presence

- The 2007 season marked the 23rd year Clemson has been ranked in the final top 25 of the **AP** poll. It was the second time in the last three years that Clemson has been ranked in the final top 25 of both polls. Clemson's highest ranking is #1, a mark achieved on November 30, 1981 and in the final poll that season (January 4, 1982).
- Clemson once had a streak of 46 consecutive weeks ranked in the **AP** poll during the 1980s.
- Clemson finished in the top 20 of all final polls from 1986-91, a six-year streak. The Tigers had exactly two losses in each of those six seasons.



Dwight Clark's catch in the 1981 NFC title game sent the 49ers to the Super Bowl. Clark was a wide receiver at Clemson from 1975-78 and went on to earn NFL MVP honors in 1982.



Gaines Adams was the #4 overall selection of the 2007 NFL draft by the Buccaneers.

- Clemson was ranked in the final top 20 of the **AP** poll six times in the 1980s. The Tigers were fifth in the nation in winning percentage during that decade.
- Beating ranked opponents has been a hallmark of Clemson's success. The Tigers have beaten an **AP**-ranked opponent 19 of last 22 years, including 10 top-25 victories in the last five years.
- Clemson has four top-10 wins in the last five years, including a victory over #3 Florida State in 2003, the highest-ranked team the Tigers have beaten in history. Clemson earned a victory at #9 Florida State in 2006, its first win in Tallahassee since 1989.
- Clemson was 2-0 against top-15 teams in 2006, including the win at #9 Florida State and the victory over #13 Georgia Tech at Memorial Stadium.

Prominent Former Tigers

- Dwight Clark was the NFL MVP in 1982. He was the recipient of "The Catch" for the San Francisco 49ers against the Dallas Cowboys in the 1981 NFC Championship game. It is still replayed on **ESPN Classic** every night when it introduces its "Sports Century" feature.
- Charlie Waters was a three-time Pro Bowl selection with the Cowboys. He played on two Super Bowl Championship teams before going on to a college coaching career at Oregon.
- Charlie Waters and Jeff Bostic were both named to **ESPN's** 40-Man Roster of Greatest Super Bowl Players, released prior to Super Bowl XL.
- The Perry Brothers, William and Michael Dean, were starters on Clemson's 1984 defense. Both were named to the ACC's 50-Year Anniversary team in 2002. William played on Clemson's 1981 National Championship team as a freshman, then on the Super Bowl Champion Bears of 1985. Michael Dean played in six Pro Bowls with Cleveland and Denver, tied for most among former Tigers. Both were named ACC Player-of-the-Year in their careers, William in 1984 and Michael Dean in 1987. They are the only brother combination in ACC history that can make that claim.



Table of Contents

General Information

Clemson's Football Heritage	1-3
Table of Contents	4
Media Information	5
2008 Clemson Outlook	6-8
2008 Clemson & ACC Schedule	9

Coaching Staff

Tommy Bowden (Head Coach)	10-14
Brad Scott (Associate Head Coach)	15
Vic Koenning (Defensive Coordinator)	16
Rob Spence (Offensive Coordinator)	17
Dabo Swinney (Assistant Head Coach)	18
David Blackwell	19
Billy Napier (Recruiting Coordinator)	20
André Powell (Special Teams Coordinator)	21
Chris Rumph	22
Ron West	23
Graduate Assistants & Football Administration	24

Athletic Administration

NCAA Compliance & Football Support Staff	25
James F. Barker (President)	26
Dr. Terry Don Phillips (Athletic Director)	27
Athletic Department Staff	28-30

This is Clemson University

University Facts	32,33
Vickery Hall	34,35
Campus Life	36,37

This is Clemson Football

ESPN College GameDay	38,39
Running Down the Hill	40,41
Memorial Stadium	42-44
Jervy Locker Room	45
WestZone	46,47
Strength & Conditioning	48,49
1981 National Championship Season	50,51

Clemson's Bowl History	52
Top-25 Wins	53
All-Americans	54
First-Round Draft Picks	55
Super Bowl Champions	56
Pro Bowl Selections	57
Former NFL Greats	58,59
Tigers in the NFL in 2007	60
Offensive Line Tradition	61
Receiver Tradition	62
Quarterback Tradition	63
Running Back Tradition	64
Defensive Line Tradition	65
Linebacker Tradition	66
Defensive Back Tradition	67
National Exposure	68,69
2007 ACC Standings & Honors; Future Clemson Schedules	70
ACC Football & Bowl Information	71
Clemson Ring of Honor	72
Clemson Hall of Fame	73
2007 Lettermen	74

Meet the Tigers

2008 Numerical Roster	76,77
2008 Alphabetical Roster	78,79
Veteran Bios	80-110
Veteran Reserves; Year-By-Year Attendance	111
Rookie Bios	112-115

2007 Review

Career Stats of 2007 Seniors	116
Overall Team & Individual Stats	118,119
Team Game-By-Game Stats	120
Superlatives	121
Individual Offensive Game-By-Game Stats	122
Individual Defensive Game-By-Game Stats	123
Game Reviews & Stats	124-130
Game-By-Game Starts & Participation	130,131
Honors & Awards	132

2008 Opponents

Series Scores	133-135
Opponent Information	136,137
Against All Competition & Conferences	138

History & Records

Individual Records	140-142
Records By Class	143
Team Records	144,145
Single-Game Team Bests	146-149
Offensive Team Season Bests	150
Defensive Team Season Bests; Overtime Games	151
Long Plays	152,153
Single-Game Individual Bests	154-156
Yearly Leaders	157-159
Individual Season Bests	160,161
Career Leaders	162-164
Individual Defensive Records; Longest Drives	165
Yearly Defensive Leaders	166
Individual Season & Career Defensive Bests	167
Top-25 NCAA Stat Rankings	168,169
Former Head Coaches	170-173
All-Time Assistant Coaches	174,175
Head Coaching Records	175
Lettermen	176-182
Award Winners	183-185
All-America Tiger Stats	186-189
All-ACC Selections	189
Pro Players (All Leagues)	190-192
NFL Alumni Honors & Participation	193
NFL Draft Picks	194,195
Highest Scoring Quarters	195
Returns For Touchdowns	196
Weekly Rankings	197
Year-By-Year Team Records	198,199
Fourth Quarter Wins	199
Yearly Clemson Stats	200
Yearly Opponent Stats	201
All-Time Results	202-208

Mission Statement

The Department of Athletics offers nationally prominent athletic programs. Through a dedicated commitment to educational interests, a competitive athletic program, and integrity in all areas, the student-athletes, coaches, and staff strive to bring credit and recognition to Clemson University.

The mission of the Athletic Department is to sponsor a broad-based athletic program that provides educational and athletic opportunities for young men and women to grow, develop, and serve the interests of Clemson University by complementing and enhancing its diversity and quality of life.

Furthermore, the Athletic Department seeks to be a source of pride for the citizens of the State of South Carolina and to be recognized as a nationally-prominent program, through consistently high levels of performance and accomplishment in athletic competitions.

The Athletic Department strives to develop student-athletes academically and athletically with the total commitment of aiding their efforts to graduate from Clemson University and advance to careers that will enable them to be productive members of society.

The Athletic Department will act in an ethical and honest manner, dedicated to compliance with all Federal, State, NCAA, Conference, and University rules and regulations.

Media Guide Credits

Credits

The 2008 Clemson Football Media Guide was written and edited by Sports Information Director **Tim Bourret**. Layout, design, and editorial assistance by Associate Sports Information Director **Brian Hennessy**.

The following people also contributed editorial assistance: **Sam Blackman, Brent Breedin, Ashley Earle, Brittney Earle,**

Chelsea Earle, Katrina Eddie, Jeff Kalin, Libby Kehn, Christine Long, William Qualkinbush, Philip Sikes, Amanda Wolk.

Special thanks to the late **Bob Bradley**, whose 45 years of research and dedication to Clemson made production of this media guide easier for future generations. Also, thanks to the late **Dr. Harold Vigodsky** for his contributions.

and **Patrick Wright**. Special thanks to the media relations departments of the NFL teams who supplied photos for the front inside cover.

Printing

Martin Printing Co., Inc. of Easley, SC

Photo Credits

Frank Alexander, Trent Allen, Cris Ard, Kevin Bray, Rex Brown, Larry Cagle, Kerry Capps, Eddie Cliffe, Mark Cramer, Frankie Creel, Thomas Croke, Tommy Crumpton, Ken Eagle, Julie Eudy, Darryl Glubczynski, Jim Graham, John Hamlin, Scott Harke, Phil Hoffman, Mark Houde, Mike Kane, Brian Killian, Dave Lewis, Craig Mahaffey, Bill McColough, David Minton, Jim Moriarty, Roy Philpott, Randy Rampey, John Reid III, Ken Ruinard, Harry Scull, Jr., Bill Settlef, Robert Smith, John Sokolowski, Linda Steltier, Matt Sweeney, Vern Verna, Bob Waldrop, Teresa Wooten, Patrick Wright, David Yoblick, Hank Young, Action Sports of America, NFL. Also, special thanks to the late Earle "Pepper" Martin, who donated thousands of photos in all sports to the athletic department over the years.

Extra Copies

Available for \$15 each at the Clemson Athletic Ticket Office or via mail. Send a check made out to the Clemson Sports Information Department for \$15 and mail to P.O. Box 31, Clemson, SC 29633.


What's Missing

Longtime Tiger fans will notice that the 2008 football guide, like the 2005-07 guides, is considerably smaller than those published prior to 2005. In fact, the last time a Tiger football media guide was less than 208 pages was in 1988 (200 pages).

No, Clemson is not de-emphasizing football. The NCAA passed a national rule in 2005 that limits the size of all media guides in all sports to just 208 pages. The 2004 Clemson football media guide was 376 pages (including divider pages), so it was a difficult task to decide what to eliminate from the published version.

We continue to update items that have been eliminated from the published version of the press guide, and we have posted those pages on our athletic website (ClemsonTigers.com). The following major items can be found on the website under the football page:

- All-American bios
- All-Star game appearances
- Biographies of Clemson greats
- Bowl Summaries of all 30 bowl games
- Coaching records vs. all-opponents
- Chronological history of the program
- Last time it happened
- Radio network information
- Season notes (2007)
- Season statistics under Tommy Bowden
- Senior bios (2007)
- Stadium records
- Starting lineups by year



Media Information



ACC Coaches Teleconference

The ACC will hold a teleconference for the media each Wednesday from 10:30 AM to 12:30 PM through the season. The first session will be August 27 and the last will be Tuesday, November 25. Each coach will have 10 minutes to make an opening statement and answer questions. There will be a replay of each teleconference at TheACC.com. Contact the ACC office for the phone number to call. The schedule is as follows:

Head Coach	Team	Time
Jim Grobe	Wake Forest	10:30 AM
Frank Beamer	Virginia Tech	10:40 AM
Al Groh	Virginia	10:50 AM
Tom O'Brien	N.C. State	11:00 AM
Butch Davis	North Carolina	11:10 AM
Randy Shannon	Miami (FL)	11:20 AM
Ralph Friedgen	Maryland	11:30 AM
Paul Johnson	Georgia Tech	11:40 AM
Bobby Bowden	Florida State	11:50 AM
David Cutcliffe	Duke	12:00 PM
Tommy Bowden	Clemson	12:10 PM
Jeff Jagodzinski	Boston College	12:20 PM

ACC Satellite Feed

Starting Wednesday, August 27 and running consecutively through Wednesday, November 26, the ACC will provide a 90-minute press conference/highlight feed for the media that cover the ACC. The feed will be from 2:30 PM to 4:00 PM.

Satellite/Channel:.....AMC3/Transponder 19 (C-Band)
 Located:.....87 degrees West
 Downlink Frequency:.....4080 MHz
 Polarity:.....Horizontal
 Audio:.....6.2/6.8 MHz
 Bandwidth:.....36 MHz
 Trouble phone number:.....(919) 850-4565



Credentials

Send all applications for media credentials (photo and print) to Clemson home football games at Memorial Stadium to Senior Associate Sports Information Director **Sam Blackman** via email at blackmj@clemson.edu or by fax at (864) 656-0299.

Official Athletic Website

ClemsonTigers.com

Press Box

There are two levels to the press box at Memorial Stadium, located in the center of the club level of the South stands (Clemson sideline). The first level contains the photo deck, a photographer work room, the outside public address system, stadium operations, and security, along with booths for field telephones, radio networks, and Clemson Athletic Department officials. The second level is for the print media, with seats for 124 members. This level houses Clemson's buffet along with the work room.

Press Entrance to Memorial Stadium

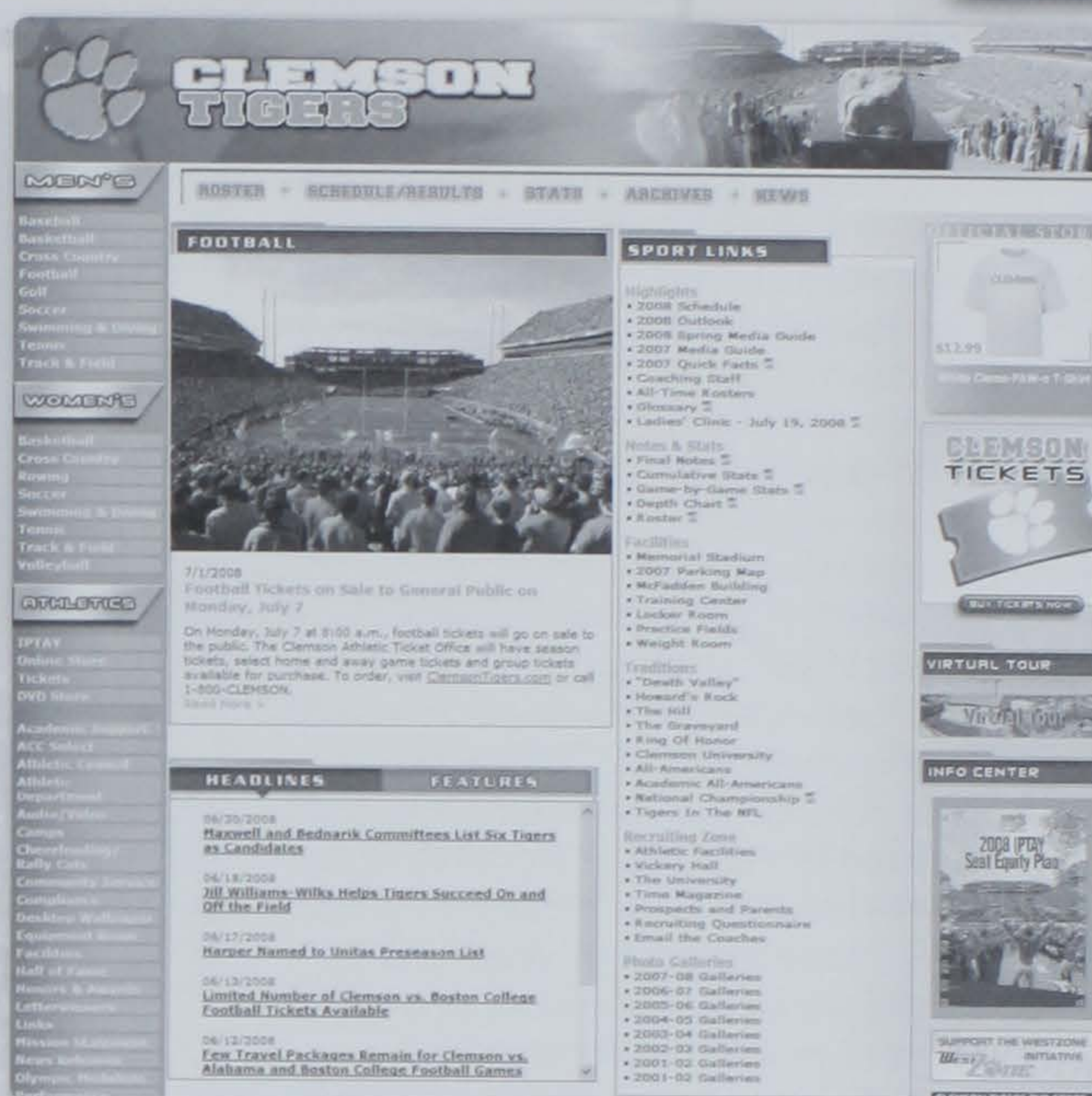
The press parking lot (for media who cover Clemson on a regular basis) at Memorial Stadium is at the football practice fields. Other parking is available for out-of-town media (contact **Tim Bourret**). Enter the gate and proceed to the elevator.

All media will-call credentials can be picked up at Gate 16 at Memorial Stadium. That gate is outside the entrance to the press box.

SID Contact Information

SID Phone Number:.....(864) 656-2114
 SID Fax Number:.....(864) 656-0299
 Press Box Phone Number:.....(864) 654-3326
 SID Office Address:.....P.O. Box 31; Clemson, SC 29633
 SID Overnight Address:.....Jervy Athletic Center;
100 Perimeter Road; Clemson, SC 29633

Head Coach Tommy Bowden holds his weekly press conference on Tuesdays at 11:00 AM.



ClemsonTigers.com has the most up-to-date statistical and biographical information on Clemson football, including player features, media guide pages (pdf), photo galleries, press conference audio, releases, rosters, and stats.

Wireless/Phones

We have wireless internet service for football games in the Memorial Stadium Press Box. If you wish to order a phone at your seat, call **Karen Smith** at the Clemson Telecommunications Office at (864) 656-0332.

Weekly Press Conference

Tommy Bowden's weekly press conference is held on Tuesdays during the season. The first session will begin at 11:00 AM on August 26 in the McFadden Building auditorium.

The media will interview **Bowden** from 11:00 AM to approximately 11:45 AM on Tuesdays. Players will be available both prior to **Bowden's** press conference and after, depending on their class schedules. Contact **Tim Bourret** for specific player requests.

Player interviews are held Monday at Vickery Hall between 10:15 AM and 12:30 PM, on Tuesdays at the press conference, and on Wednesday afternoon at the SID office. No player interviews are allowed on Thursday or Friday.

Clemson SID Staff



Tim Bourret
 Assistant AD, Sports Information
 Football Primary Contact
 Office - (864) 656-1926
 Email - btimoth@clemson.edu



Sam Blackman
 Senior Associate SID
 Football Media Credential Contact
 Office - (864) 656-1924
 Email - blackmj@clemson.edu



Brian Hennessy
 Associate SID
 Football Secondary Contact
 Office - (864) 656-1921
 Email - bhennes@clemson.edu



Libby Kehn
 Assistant SID, Website Coordinator
 Office - (864) 656-4218
 Email - elizabk@clemson.edu



Christine Long
 Assistant SID
 Office - (864) 656-1920
 Email - longc@clemson.edu



Philip Sikes
 Assistant SID
 Office - (864) 656-1985
 Email - philips@clemson.edu



2008 Outlook

Overview

Clemson has 16 of 24 starters and 49 letter-men returning from the 2007 team that won nine games and finished in the top 25 of both polls. While there is a strong contingent of experience and talented players returning at many positions on offense and defense, there are also some holes to fill on both sides of the ball.

Clemson had one of the most balanced offenses in the nation in 2007, as it was the only ACC team to finish among the top-five teams in both rushing and passing. In fact, Clemson was second in the ACC and 24th in the nation in rushing, but it was also third in the conference in passing with a 242-yard average. Clemson led the ACC in scoring offense and was second in total offense as well.

But to duplicate that balance, Clemson will have to replace four starters on the offensive line. Gone are All-Americans Barry Richardson, a starting offensive tackle the last four years, and Chris McDuffie, a converted defensive tackle who earned second-team All-America honors at offensive guard according to **Sporting News**. Clemson must also replace reliable players Christian Capote and Brandon Pilgrim on the offensive line.

On the point-prevention unit, Clemson was first in the ACC in pass defense, second in total defense, and second in scoring defense. The Tigers finished in the top 25 in the nation in the four major defensive categories, joining Louisiana State, Ohio State, Southern California, and West Virginia as the only five schools in the nation who could make that claim. It also marked just the fifth time in school history that Clemson was in the top 25 in all four major defensive categories in the same season.

But to have similar numbers in 2008, Clemson must replace four of its top six tacklers from 2007. Nick Watkins and Tramaine Billie, a pair of three-year starters at linebacker, were first and fourth, respectively. The linebacker position is thin, as starter Cortney Vincent also will not return. The Tigers lost Phillip Merling, the first pick of the second round in the NFL draft, as well.

"The offensive line and linebacker positions are areas of concern and areas we will address in August preseason work," said Head Coach Tommy Bowden, who is in his 10th year at Clemson. "We have moved some players to help shore up those areas, and there will be an opportunity for freshmen to gain significant playing time."

While Clemson does have some holes to fill, it also has great depth in some areas. Clemson and Tennessee are the only schools from one of the top-six conferences with a returning 1,000-yard rusher and 1,000-yard receiver in James Davis and Aaron Kelly, respectively. Quarterback Cullen Harper led the ACC in passing efficiency, the first Tiger to do that in 24 years.

Other outstanding returning players on offense include gamebreaker C.J. Spiller, who has 1,706 career rushing yards running in tandem with Davis, who has 3,130 career rushing yards, second-most in Clemson history.

Wide receiver Tyler Grisham was in the top 10 in the ACC in receiving last year and is 15th in Clemson history in career receptions. Jacoby Ford averaged over 100 all-purpose yards per game in 2007 before he suffered a season-ending injury.

The offensive line is anchored by center Thomas Austin, who started 12 games in 2007.



Junior Thomas Austin returns for his second season as a starter under center in 2008.

On defense, Clemson returns all four starters in the secondary, a unit that allowed just 188.5 passing yards per game, best in the ACC and 13th-best in the nation. Clemson was the only ACC team in the top 25 in the nation in pass defense.

Michael Hamlin, a Second-Team All-ACC safety a year ago, is the leader of the secondary. Other returning starters are safety Chris Clemons along with cornerbacks Crezdon Butler and Chris Chancellor. Hamlin and Clemons were in the top four in total tackles last year.

The defensive line has three returning starters, led by Dorell Scott, an Honorable Mention All-ACC defensive tackle, and team-leader Rashaad Jackson, who has 16.5 career tackles for loss, more than any other active Tiger. Starting bandit end Ricky Sapp is the leading returning player in terms of career sacks (9).

Clemson should be strong in the special-teams area, with the return of starting kicker Mark Buchholz and starting punter Jimmy Maners. Both players were in the top 20 in their respective areas of expertise in 2007.

Offense

Clemson has a chance to have one of the most balanced and productive offensive units in the ACC. The Tigers scored a school-record 430 points last year and averaged over 403 yards per game of total offense. They accomplished those numbers while committing just 12 turnovers in 13 games, second-fewest per game in the nation.

Offensive Coordinator Rob Spence, who has had the Tigers in the top four in rushing and passing offense in the ACC in each of his three years, has many weapons at the "skill" positions as any Clemson team in a number of years. For the first time in school history, Clemson has a returning 1,000-yard rusher and 1,000-yard receiver.

"We have a number of experienced players at the skill positions on offense, probably the most productive returning group I have had since I have been at Clemson," said Bowden. "We have confidence in their abilities because they have shown their success on the field in big games. Our biggest challenge in the preseason will be to develop

a line that will create areas for the backs and receivers to run and score."

The biggest plus for Spence is the return of Harper, the first time Spence has had a signal-caller back for another year as the starting quarterback.

"I am really interested to see what we can do on offense with a returning starter at quarterback," said Bowden. "Rob has done a great job with our quarterbacks the last three years, but we have had three different starting quarterbacks in those years. Cullen is now in his fourth year in the system and his second year as a starter. He was very efficient for the entire year and broke many records. He made some accurate throws in clutch situations."

Harper established 22 school records in various single-game and season categories in his first year as a starter. He threw 27 touchdown passes, breaking the school record by six, and had the same total Charlie Ward totaled at Florida State when he won the Heisman Trophy in 1993.

Harper got off to a great start last year when he quarterbacked Clemson to a victory over #19 Florida State in the season-opener, the first Tiger quarterback to lead a team to a win over a ranked team in his first game. He set the school record for touchdown passes in a game with five against Louisiana-Monroe in the second game, then he set the school pass efficiency record in the third week against Furman when he was 16-19 for 266 yards and three touchdowns. In 2007, Harper completed 282-433 passes for 2,991 yards and 27 touchdowns against just six interceptions. His 141.0 pass efficiency rating led the ACC, while his touchdown/interception ratio also set a school standard.

Clemson will have depth at quarterback, as red-shirt freshman Willy Korn returns. He played two games early in the 2007 season before suffering an injury, but he was an efficient 8-11 for 100 yards and a touchdown in that limited action.

Sophomore Michael Wade, who came to Clemson as a quarterback but was a reserve safety in 2007, returns to the quarterback position in 2008. Also in the mix under center is freshman Kyle Parker. Parker, who hit .303 with a team-best 14 homers and 50 RBIs on his way to earning First-Team All-ACC honors with the Tiger baseball team during the spring, graduated high school a semester early and went through spring drills.

Davis and Spiller are in their third season as "Thunder & Lightning," perhaps the top running-back duo in the nation. They have combined for 3,957 rushing yards on 691 carries, a 5.7-yard average, and scored 46 touchdowns, including 40 rushing, in the last two seasons. They also have a combined 71 career catches for 647 yards and six touchdowns. Both are in the top 10 in Tiger history in all-purpose yards as well.

Davis, a senior from Atlanta, GA, rushed for 1,064 yards and 10 touchdowns last year, his second consecutive 1,000-yard season. He has been a First-Team All-ACC selection each of the last two years, the first Tiger running back to do that since Terry Allen (1987,88). Davis enters 2008 with 3,130 career rushing yards, second-most in school history. He needs just 837 yards to break Raymond Priester's career Tiger record. His 38 career touchdowns and 36 rushing touchdowns are also second-most in school history.

Spiller led Clemson in all-purpose yards (1,723) in 2007. He had an impact in many areas,



as he had 768 rushing yards and caught 34 passes for 271 yards. He is one of the top kickoff and punt return men in the nation. The junior from Lake Butler, FL already owns the Tiger record for touchdown plays of 50 yards or more in a career (10).

Kelly caught a school-record and near-ACC-record 88 passes last year for 1,081 yards and a Tiger-record 11 touchdowns. Kelly's reception figure on a per-game basis was 19th in the nation and his 11 touchdown catches were the most in the ACC.

Entering the 2008 season, Kelly has 165 receptions, just three short of establishing a Clemson career record and just 52 short of the ACC mark. Many Tigers will be approaching school records in 2008, but the most interesting will be the career touchdown reception mark. Kelly has 16, just two short of the 18 recorded by Glenn Smith (1949-51). That is the oldest major career record at Clemson.

Rendrick Taylor, a senior with 46 career receptions as a wideout, has moved to running back, where he should be an asset, especially in short-yardage situations.

While Davis has Spiller, Kelly has Grisham and Ford as unique counterparts in the Clemson offense. Grisham had 60 receptions for 653 yards and four touchdowns last year to finish seventh in the ACC in receptions per game. He has 95 career receptions entering his senior season. He is also one of the top downfield blockers Clemson has had at the wideout position in recent years.

Ford was on his way to a breakout season last year until he suffered a broken ankle in Clemson's win at Maryland in late October. He had 17 catches for 310 yards at that point, good for a team-best 18.2-yard average. He also averaged 12.3 yards on 14 carries and was among the ACC leaders in both kickoff returns and punt returns. In his career, Ford has touched the ball 102 times and totaled 1,684 yards (16.5-yard average).

Reserves at the wideout position include sophomore Xavier Dye and freshman Brandon Clear, who are both tall and talented prospects. Terrance Ashe, Nelson Faerber, and Marquan Jones will also provide depth at wide receiver.

The tight-end position is prominent in the Clemson offense, as the Tigers return three players who have started games in the past. Junior Michael Palmer started 11 games a year ago and had 13 catches for 128 yards. Brian Linthicum had 11 catches for 76 yards and caught three touchdowns, most among the Tiger tight ends, as a freshman.

Graduate student Akeem Robinson has started 11 games and played 38 games in his career as a reliable blocker, as is red-shirt freshman fullback Chad Diehl. Durrell Barry and Kasey Nobles will also provide depth at the tight end position.

While the offensive line will be looking for four new starters, there are three players back who have started important games. The leader of the offensive line is Austin, a 295-pound junior who started 12 games last year. Originally an offensive guard, Austin moved to center last year and was a key ingredient for a team that gained over 2,000 rushing yards and 3,000 passing yards.

Austin led an offensive line, that had two other All-Americans, in knockdown blocks (90), including 12 in the win at South Carolina when he was named ACC Offensive Lineman-of-the-Week for the second time in 2007. In many ways, he was Clemson's most-consistent offensive lineman. Red-shirt

freshman Mason Cloy is the backup at center, but he is capable of playing other positions.

Barry Humphries is back at right guard. The junior started seven games, including five at center and two at right guard, and was second on the team in knockdown blocks (87). He had a team-best 9.5 knockdown blocks in the season-opening win against #19 Florida State. Humphries is the strongest player on the team in terms of the bench press. Bobby Hutchinson, who was a factor off the bench in the win over the Seminoles, is also back at guard, as is red-shirt freshman Wilson Norris.

Joining Humphries at a starting guard could be Jamarcus Grant. The 315-pound junior has seen limited action during the last two years. He played 18 snaps against Central Michigan and graded 75 percent in his best game of 2007. Freshman David Smith of nearby Greenville (SC) High School will also challenge Grant at left guard.

Chris Hairston and Cory Lambert are slated as starters at the offensive tackle positions. Hairston earned a start in the Chick-fil-A Bowl and graded out well while playing 75 snaps against Auburn's defensive line that featured many NFL prospects. Lambert has played 26 consecutive games over the last two years with one start.

Jock McKissic and Landon Walker are certainly in the mix at the tackle positions. McKissic, who has played 37 games as a defensive tackle, moved to offensive tackle in the spring and will get a strong look at moving into the lineup. Walker red-shirted last season as a freshman. Sophomore Jamal Medlin will also provide depth at the position.

Defense

Clemson does not have as many high-profile players on its defense, but the Tigers do return seven starters and 25 lettermen. Defensive Coordinator Vic Koenning must replace Watkins, the team's leading tackler in 2007 with 118 stops, and Billie, the fourth-leading tackler with 79 stops, who were both starters for most of the last four years.

Also departed is Merling, one of the top-10 sack leaders in the ACC last year. He decided to turn professional and was the first pick of the second round by the Dolphins. Merling had 51 tackles in 2007, including a team-best 17 tackles for loss.



A healthy Jacoby Ford gives Clemson one of the fastest set of skill players in the nation.

"The key to any run for a championship is your defense," said Bowden. "We have a veteran secondary back and they did an outstanding job last year. We also have solid players returning up front. The key for us on defense will be the development of some young linebackers. We look for some young players to step up in the preseason."

The strength of the defense may be in the secondary, where all four starters and nine total lettermen return. Hamlin is the leader of that unit and perhaps the entire defense. The May, 2008 graduate from Timmonsville, SC had 97 tackles last season to finish second on the team. He has 12 career takeaways, most among active players and tied for eighth-most in school history.

Hamlin is in his fourth year as a starting safety and is a strong contender for the Jim Thorpe Award. He has been a common denominator on three defenses that have finished in the top 25 in the nation in the four major statistical categories. He finished 2007 strong with 14 tackles in the Chick-fil-A Bowl.

Clemons will join Hamlin as a starting safety for the third straight year. The senior from Arcadia, FL was third on the team in tackles (94), including a team-tying-best 15 tackles in the Chick-fil-A Bowl.

The returning starters at cornerback are Chancellor and Butler, who combined for 113 tackles, seven interceptions, and 16 passes defended in 2007. The two juniors give Clemson experienced, physical corners for two more years. Clemson was one of the few teams nationally to finish in the top 15 in the nation in pass efficiency defense and pass defense (yardage) in 2007, and the Butler-Chancellor combination had a lot to do with it.

Clemson has an experienced group of young, second-team players, all of whom lettered last year, as they will continue to see plenty of playing time. DeAndre McDaniel was a first-team All-ACC freshman pick last year when he played behind Hamlin. An outstanding tackler, McDaniel had six pass breakups to finish in a tie for second on the team.

Marcus Gilchrist, a cornerback who is also a contributor in the return game, had 17 tackles while playing all 13 games as a reserve. Byron Maxwell had a solid red-shirt freshman year and is also a strong tackler. He had 27 tackles, including four tackles for loss, while playing 25 snaps per game.

Sadat Chambers is the backup free safety behind Clemons. Chambers has already earned a letter as a defensive back and running back in his career. He was a reserve defensive back in 2006, then he moved to running back in 2007 and had 161 rushing yards, fourth-most on the team. Senior Haydrian Lewis and red-shirt freshman Coty Sensabaugh will also provide depth at cornerback.

Clemson also has experience on the front line, where three of the four starters return. Jackson and Scott are red-shirt senior defensive tackles who have been a part of outstanding defenses.

Scott had 50 tackles while starting all 13 games last year, including five tackles for loss and three sacks. He had a big stop at South Carolina on its final third-down play in 2007 that gave Clemson possession for its winning drive. Jackson battled injuries at times, but he still played 12 games and started 10, accumulating 37 tackles.

Clemson has talented second-team defensive linemen, led by former **Parade** All-American Jamie Cumbie, who has improved each season. Cumbie will play defensive tackle this season behind Jack-



7

69

82

90

7

2008 Outlook



Junior bandit end Ricky Sapp headlines a young but talented group of defensive ends.

son. He had 29 tackles, including two sacks, last season in 13 games, including three starts.

The most active defensive lineman may be Sapp, the bandit end. He had 10 tackles for loss, five sacks, and 22 quarterback pressures when he started all 13 games. Kevin Alexander is on tap to replace Merling at the starting defensive end. He does not have Merling's size, but he has great quickness. He showed that on special teams when he had 14 tackles among his 32 stops in 2007.

Freshman Da'Quan Bowers will also be a fac-

tor at defensive end. He was the top-ranked high school player in the nation in 2007 and enrolled at Clemson in January. He was the leading tackler (7) in Clemson's Spring Game as well.

Sophomore Kourtnei Brown is a bandit end who has the speed and quickness to continue Clemson's tradition at that position. He played 11 games and had two sacks as a reserve in 2007.

Four Tigers will also be in the mix at defensive end as reserves, including sophomore Rennie Moore along with red-shirt freshmen Andre Branch, Byron Clear, and Drew Traylor. At defensive tackle, junior Antwon Murchison along with sophomores Miguel Chavis and Jarvis Jenkins will contribute.

The linebacker position has the least amount of experience on the defense. The depth chart has Kavell Conner at starting weakside linebacker, as the junior had a strong finish in 2007 when he had a career-high 15 tackles in the Chick-fil-A Bowl. He had 46 stops for the season, tops among linebackers on the 2008 depth chart.

Scotty Cooper is a talented sophomore who also started the Chick-fil-A Bowl at strongside linebacker. He had 33 stops in 183 snaps on defense, including 10 in the Chick-fil-A Bowl. Josh Miller is the only senior among the group, as he will challenge for a starting position in the middle.

Red-shirt freshman Brandon Maye had the top spring among the newcomers and is listed as first team in the middle entering the fall. Junior Jeremy Campbell along with freshmen Stanley Hunter and Tarik Rollins are also ready to contribute at the linebacker position in 2008.

Special Teams

Clemson returns two specialists in Maners (punter) and Buchholz (placekicker). Both were in the top 20 in the nation at their respective areas.

Maners had a 42.8-yard average to finish 20th in the nation. That figure was eighth-best in Clemson history and best since Chris Gardocki set the school record in 1990. Maners had a streak of eight consecutive games with a punting average of at least 40 yards. He also had 16 punts inside the 20 and 13 punts of at least 50 yards.

Buchholz did double-duty last year as a soccer and football player. He earned Academic All-ACC honors for both sports, a first in Tiger history. This fall, his final year of eligibility, he will play solely football. He was 12th in the nation in field goals per game when he booted 22, just two short of the school record, and he made 48 extra points without a miss, the best perfect season in Tiger history.

Sophomore punter Richard Jackson and freshman placekicker Spencer Benton are listed as backups at their respective positions, while senior Charles Roediger will serve as the long snapper.

Clemson is strong in the return game with Spiller and Ford. Spiller was 14th in the nation in kickoff returns last year when he became the first Tiger in history to return a kickoff for a touchdown in consecutive games. He averaged 28.8 yards on kickoff returns in 2007 as well.

Ford was injured the last half of 2007, but he had a kickoff return for a score and punt return for a score in 2006. Both returns were for at least 90 yards, also a first in school history.

Preseason Depth Chart

Offense								
Pos.	#	Player	Hgt	Wgt	Cl.	Exp.	2007 PL	2007 G-S
LT	76	CORY LAMBERT	6-6	310	*Jr.	2VL	121	13-1
	50	Jock McKissic	6-7	300	Sr.	3VL	244	12-0
LG	70	JAMARCUS GRANT	6-4	315	*Jr.	2VL	48	9-0
	73	David Smith	6-5	285	*Fr.	RS	---	---
C	65	THOMAS AUSTIN	6-3	295	*Jr.	2VL	780	12-12
	62	Mason Cloy	6-3	295	*Fr.	RS	---	---
RG	71	BARRY HUMPHRIES	6-3	295	*Jr.	2VL	705	13-7
	64	Wilson Norris	6-4	295	*Fr.	RS	---	---
or	55	Bobby Hutchinson	6-3	305	*Sr.	2VL	174	11-0
RT	61	CHRIS HAIRSTON	6-6	315	*So.	1VL	248	10-1
	72	Landon Walker	6-5	280	*Fr.	RS	---	---
or	60	Jamal Medlin	6-5	290	*So.	SQ	24	3-0
TE	86	MICHAEL PALMER	6-5	245	Jr.	2VL	566	12-11
	84	Akeem Robinson	6-4	260	*Gr.	3VL	169	13-2
	82	Durrell Barry	6-4	250	*Jr.	2VL	31	7-0
WR	80	AARON KELLY	6-5	190	*Sr.	3VL	756	13-13
	21	Xavier Dye	6-5	205	So.	1VL	156	13-0
	85	Brandon Clear	6-5	210	*Fr.	RS	---	---
QB	10	CULLEN HARPER	6-4	220	*Gr.	2VL	942	13-13
	3	Willy Korn	6-2	215	*Fr.	RS	32	2-0
	16	Michael Wade	6-1	200	*So.	1VL	3	13-0
	11	Kyle Parker	6-0	190	Fr.	HS	---	---
RB	1	JAMES DAVIS	5-11	210	Sr.	3VL	566	13-12
or	28	C.J. SPILLER	5-11	190	Jr.	2VL	508	13-5
	5	Rendrick Taylor	6-2	240	Sr.	3VL	338	9-3
FB/TE	30	Chad Diehl	6-2	245	*Fr.	RS	8	3-0
	88	Brian Linthicum	6-4	235	So.	1VL	401	13-5
	92	Kasey Nobles	6-1	235	*So.	SQ	---	---
WR	13	TYLER GRISHAM	5-11	180	Sr.	3VL	538	13-8
	87	Terrance Ashe	6-2	185	*So.	1VL	109	13-0
WR	6	JACOBY FORD	5-10	185	Jr.	2VL	283	8-5
	83	Nelson Faerber	5-11	180	*Sr.	2VL	134	11-0
	26	Marquan Jones	6-0	180	Fr.	HS	---	---
PK	14	MARK BUCHHOLZ	6-1	205	*Gr.	1VL	---	13-13
	39	Spencer Benton	6-2	185	Fr.	HS	---	---

Defense								
Pos.	#	Player	Hgt	Wgt	Cl.	Exp.	2007 PL	2007 G-S
DE	24	KEVIN ALEXANDER	6-3	245	Jr.	2VL	237	13-0
	93	Da'Quan Bowers	6-5	265	Fr.	HS	---	---
	40	Andre Branch	6-5	245	*Fr.	RS	---	---
	94	Rennie Moore	6-4	270	So.	1VL	35	6-0
NG	97	DORELL SCOTT	6-4	320	*Sr.	3VL	453	13-13
	89	Miguel Chavis	6-5	275	So.	1VL	95	10-0
	57	Antwon Murchison	6-4	280	*Jr.	2VL	143	12-0
DT	91	RASHAAD JACKSON	6-2	280	*Sr.	3VL	369	12-10
	8	Jamie Cumbie	6-7	270	Jr.	2VL	295	13-3
	99	Jarvis Jenkins	6-4	300	So.	1VL	100	10-0
BE	7	RICKY SAPP	6-4	240	Jr.	2VL	620	13-13
	90	Kourtnei Brown	6-4	225	So.	1VL	118	11-0
	42	Byron Clear	6-5	220	*Fr.	RS	---	---
	95	Drew Traylor	6-5	230	*Fr.	RS	---	---
SLB	44	SCOTTY COOPER	6-1	210	So.	1VL	183	12-2
	48	Jeremy Campbell	6-1	225	Jr.	2VL	117	9-0
	34	Tarik Rollins	6-2	205	Fr.	HS	---	---
MLB	20	BRANDON MAYE	6-2	225	*Fr.	RS	---	---
	47	Josh Miller	6-0	235	Sr.	3VL	66	12-0
WLB	33	KAVELL CONNER	6-1	225	*Jr.	2VL	232	13-2
	17	Stanley Hunter	5-10	220	Fr.	HS	---	---
CB	38	CHRIS CHANCELLOR	5-10	170	*Jr.	2VL	643	13-13
	12	Marcus Gilchrist	5-11	180	So.	1VL	159	13-0
	15	Coty Sensabaugh	6-0	180	*Fr.	RS	---	---
CAT	25	MICHAEL HAMLIN	6-3	205	*Gr.	3VL	787	13-13
	2	DeAndre McDaniel	6-0	200	So.	1VL	438	13-0
FS	22	CHRIS CLEMONS	6-1	210	*Gr.	3VL	821	13-13
	27	Sadat Chambers	5-11	195	*Jr.	2VL	70	13-0
CB	18	CREZDON BUTLER	6-0	185	Jr.	2VL	593	13-13
	36	Byron Maxwell	6-1	185	*So.	1VL	317	13-0
	29	Haydrian Lewis	5-11	185	Sr.	3VL	107	5-0
P	49	JIMMY MANERS	6-1	190	*Gr.	1VL	---	13-13
	19	Richard Jackson	5-11	190	*So.	SQ	---	3-0

* - has spent one season as a red-shirt player; ^ - defense; ° - offense

2008 Clemson Schedule



Clemson will open and close the 2008 football season with SEC opponents and play at home in all four Saturdays in September. It is the first time Clemson has played at home four consecutive Saturdays since October of 1989.

The Tigers will open the season in the Georgia Dome against Alabama on August 30. The first meeting between the two schools since 1975 will be televised nationally by **ABC**. Clemson will close the season against rival South Carolina on November 29.

"This is an outstanding schedule," said Head Coach Tommy Bowden. "The Alabama game in the Georgia Dome will be one of national importance and should bring considerable exposure to our program. It will be a great challenge for our team and it will create a sense of urgency for our players during the offseason."

"Because of the way the calendar falls, we will have two open dates this year and they come at a good time. We play three of our final four ACC games on the road, which will certainly be a challenge."

The Alabama game will mark the first time Clemson has opened with a neutral-site game since 1904, when Clemson defeated Alabama 18-0 at Birmingham, AL. It will be the first time Clemson has opened the season away from home since 2002, when Clemson played at Georgia. Clemson has won four season-openers in a row.

The Alabama game will be Clemson's third straight game against an SEC team. The Tigers closed the 2007 regular season with a win at South Carolina, then it dropped an overtime game to Auburn in the Chick-fil-A Bowl.

Clemson's home-opener will be against The Citadel on September 6. It will be the first meeting between the two since 2000, when Clemson won its opener 38-0 at home.

The Tigers will open their ACC schedule on September 13 when N.C. State comes to Clemson. The Tigers have beaten N.C. State four consecutive years. It will be the first trip to Tigertown for N.C. State Head Coach Tom O'Brien since he led Boston College to an overtime victory against the Tigers in 2005. The following Saturday, Clemson will face S.C. State for the first time in history.

2008 Schedule

Date	Opponent	Site	Special Day	Time	TV	Series
Aug. 30	Alabama	Atlanta, GA		8:00	ABC	3-11
Sept. 6	The Citadel	Clemson, SC	Military Appreciation Day	3:30	ESPN360	29-5-1
Sept. 13	* N.C. State	Clemson, SC	Hall of Fame Day	12:00	Raycom	48-27-1
Sept. 20	S.C. State	Clemson, SC	Youth Day			0-0
Sept. 27	* Maryland	Clemson, SC	Family Weekend/Tiger Cub Day			30-24-2
Oct. 9	* at Wake Forest	Winston-Salem, NC		7:45	ESPN	56-16-1
Oct. 18	* Georgia Tech	Clemson, SC	IPTAY Day			24-46-2
Nov. 1	* at Boston College	Chestnut Hill, MA				7-8-2
Nov. 8	* at Florida State	Tallahassee, FL				6-15
Nov. 15	* Duke	Clemson, SC	Homecoming			34-16-1
Nov. 22	* at Virginia	Charlottesville, VA				35-8-1
Nov. 29	South Carolina	Clemson, SC				64-37-4

* - ACC game; Note: Home games in **bold**; all times are PM and Eastern.

Maryland will travel to Clemson to complete the month of home games. The road team has won each of the last three games in this series that features the top-two-winningest ACC teams since the league was formed in 1953.

Clemson will have its first Thursday night game since 2006 when it travels to Wake Forest on October 9. Clemson will have the previous Saturday open and will thus have 12 days to prepare. The game is the only contest Clemson will play on an opponent's home field prior to November 1.

The Tigers defeated eventual ACC Champion Wake Forest in Winston-Salem in 2006, the last time the two teams met at Wake Forest. The Tigers won the game at Clemson in 2007 by a score of 44-10. Clemson is the only ACC team to beat Wake Forest each of the last two years.

Clemson will play its only home game in a 48-day period when Georgia Tech comes to Death Valley on October 18. The Yellow Jackets have beaten Clemson three of the last four years, with the only Tiger win in 2006 when **ESPN** College Gameday came to Clemson for the first time.

The Tigers will then have two weeks to prepare for a road game against defending Atlantic Division cham-

pion Boston College. The Eagles have ruined Clemson's chances to reach the ACC title game with victories by three points or in overtime each of the last three seasons.

Clemson will be back on the road the next Saturday for Bowden Bowl X at Florida State. Clemson has won this game four of the last five years, including victories by six points or less each of the last two years.

Duke and new Head Coach David Cutcliffe will travel to Clemson on November 15 for the final ACC home game. Duke has not won at Clemson since 1980. The Tigers will close their ACC slate at Virginia on November 22. It will be the first meeting between the two since 2004.

Clemson will close out the regular season at home against South Carolina on November 29. The state rivalry game has come down to the final minute each of the last three years, and each of the last three games have been decided by four points or less. Clemson won last year's contest in Columbia 23-21 on a 35-yard field goal by Mark Buchholz on the last play of the game.

Clemson will not play Miami (FL), North Carolina, or Virginia Tech during the regular season.

2008 ACC Schedule

Thursday, August 28

Jacksonville State at **Georgia Tech**... ESPN360 7:30
Charleston Southern at **Miami (FL)**... ESPN360 7:30
N.C. State at South Carolina... ESPN8:00
Wake Forest at Baylor... FSN8:00

Saturday, August 30

Virginia Tech vs. East Carolina*... ESPN12:00
Southern California at **Virginia**... ABC3:30
Delaware at **Maryland**... ESPN3:45
McNeese State at **North Carolina**... 6:00
James Madison at **Duke**... 7:00
Boston College vs. Kent State^... ESPN7:30
Alabama vs. **Clemson**^... ABC8:00

Saturday, September 6

Georgia Tech at **Boston College**... Raycom12:00
Furman at **Virginia Tech**... 1:30
The Citadel at **Clemson**... ESPN360 3:30
Mississippi at **Wake Forest**... ABC3:30
Richmond at **Virginia**... ESPN3:45
Western Carolina at **Florida State**... 6:00
William & Mary at **N.C. State**... 6:00
Northwestern at **Duke**... 7:00
Maryland at Middle Tennessee... CSS7:00
Miami (FL) at Florida... ESPN8:00

Thursday, September 11

North Carolina at Rutgers... ESPN7:45

Saturday, September 13

N.C. State at **Clemson**... Raycom12:00
Navy at **Duke**... ESPN12:00
California at **Maryland**... ESPN12:00
Georgia Tech at **Virginia Tech**... ABC3:30
Chattanooga at **Florida State**... ESPN3:45
Virginia at Connecticut... ESPN7:30

Saturday, September 20

Central Florida at **Boston College**... TBA
S.C. State at **Clemson**... TBA
Wake Forest at **Florida State**... TBA
Mississippi State at **Georgia Tech**... TBA
Eastern Michigan at **Maryland**... TBA
Miami (FL) at Texas A&M... TBA
Virginia Tech at **North Carolina**... TBA
East Carolina at **N.C. State**... TBA

Saturday, September 27

Rhode Island at **Boston College**... TBA
Maryland at **Clemson**... TBA
Virginia at **Duke**... TBA
Colorado vs. **Florida State**^... TBA
North Carolina at **Miami (FL)**... TBA
South Florida at **N.C. State**... TBA
Virginia Tech at Nebraska... TBA
Navy at **Wake Forest**... TBA

Saturday, October 4

Boston College at **N.C. State**... TBA
Duke at **Georgia Tech**... TBA
Florida State at **Miami (FL)**... TBA
Maryland at **Virginia**... TBA
Connecticut at **North Carolina**... TBA
Western Kentucky at **Virginia Tech**... TBA

Thursday, October 9

Clemson at **Wake Forest**... ESPN7:45

Saturday, October 11

Gardner-Webb at **Georgia Tech**... TBA
Central Florida at **Miami (FL)**... TBA
Notre Dame at **North Carolina**... TBA
East Carolina at **Virginia**... TBA

Thursday, October 16

Florida State at **N.C. State**... ESPN7:45

Saturday, October 18

Virginia Tech at **Boston College**... TBA
Georgia Tech at **Clemson**... TBA
Miami (FL) at **Duke**... TBA
Wake Forest at **Maryland**... TBA
North Carolina at **Virginia**... TBA

Saturday, October 25

Boston College at **North Carolina**... TBA
Duke at Vanderbilt... TBA
Virginia Tech at **Florida State**... TBA
Virginia at **Georgia Tech**... TBA
N.C. State at **Maryland**... TBA
Wake Forest at **Miami (FL)**... TBA

Saturday, November 1

Clemson at **Boston College**... TBA
Duke at **Wake Forest**... TBA
Florida State at **Georgia Tech**... TBA
Miami (FL) at **Virginia**... TBA

Thursday, November 6

Maryland at **Virginia Tech**... ESPN7:45

Saturday, November 8

Notre Dame at **Boston College**... TBA
Clemson at **Florida State**... TBA
N.C. State at **Duke**... TBA
Georgia Tech at **North Carolina**... TBA
Virginia at **Wake Forest**... TBA

Thursday, November 13

Virginia Tech at **Miami (FL)**... ESPN7:45

Saturday, November 15

Boston College at **Florida State**... TBA
Duke at **Clemson**... TBA
North Carolina at **Maryland**... TBA
N.C. State at **Wake Forest**... TBA

Thursday, November 20

Miami (FL) at **Georgia Tech**... ESPN7:45

Saturday, November 22

Boston College at **Wake Forest**... TBA
Clemson at **Virginia**... TBA
Duke at **Virginia Tech**... TBA
Florida State at **Maryland**... TBA
N.C. State at **North Carolina**... TBA

Saturday, November 29

Maryland at **Boston College**... TBA
South Carolina at **Clemson**... TBA
North Carolina at **Duke**... TBA
Florida at **Florida State**... TBA
Georgia Tech at **Georgia**... TBA
Miami (FL) at **N.C. State**... TBA
Virginia at **Virginia Tech**... TBA
Vanderbilt at **Wake Forest**... TBA


Saturday, December 6

ACC Championship Game^T... ABC1:00

* - Charlotte, NC; ^ - Cleveland, OH; ° - Atlanta, GA; ^ - Jacksonville, FL; T - Tampa, FL;
Note: All times are PM and Eastern.



Head Coach Tommy Bowden



When one looks at Head Coach Tommy Bowden's resumé, the first thing that comes to mind is consistency. Bowden has completed 11 seasons as a Division I head coach, and all 11 of his teams have been bowl eligible at the end of the

regular season. Only five other active head coaches have had a team bowl eligible every year since 1997. His 65.4 winning percentage as a head coach is in the top 15 in the nation among active Division I coaches with at least 10 years of experience.

Each of his last eight teams has had a winning record. A winning season in 2006 gave him a Clemson coaching record seven consecutive winning seasons (now eight in a row), and he became just the fifth head coach in ACC history to record seven straight winning seasons with the same program.

There has also been consistency in terms of success against Clemson's in-state rival (South Carolina). The Tigers have won seven of the nine meetings since Bowden became Clemson's head coach in 1999, and the 78-percent winning mark is the best of any Tiger head coach in history against the Gamecocks given a minimum of five games. He has an average scoring margin of +9.4 points per game in the rivalry game, and all seven wins have been recorded against future Hall of Fame Head Coaches Lou Holtz and Steve Spurrier.

In 11 seasons as a Division I head coach, Bowden has an 87-46 record, a 65.4-percent winning mark. In conference games, he has never had a sub-.500 record, and his overall conference record stands at 53-31 (63.1-percent winning mark).

In nine years at Clemson, he has a 69-42 mark and eight bowl appearances. He has 42 ACC wins as well. The only programs with more ACC wins during this time are Florida State and Georgia Tech. The 69 overall victories are third-most in Clemson history. The 29-7 victory over South Carolina in the 2004 season-finale was not only the 600th win in Clemson history, it moved Bowden ahead of Hall of Fame Coach Jess Neely into third place on Clemson's coaching victories list. Only Frank Howard and Danny Ford are ahead of Bowden.

Clemson has won at least eight games each of the last three years, as he became the first Tiger head coach to record back-to-back eight-win seasons in 15 years.

Twice Bowden has been named ACC Coach-of-the-Year (1999,03), joining Howard, Charley Pell, and Ford as the only two-time recipients of that award in Tiger history. In January of 2006, he was given the Grant Teaff National Coach-of-the-Year Award by the Fellowship of Christian Athletes.

Off the field, Clemson has graduated nearly 80 percent of its seniors in his nine years. Clemson's graduation success rate of 94 percent in 2005 was fourth-best among the 119 Division I-A programs. In 2003, Clemson was #11 in the nation, including second among public institutions, in the NCAA graduation-rate study for scholarship football signees who entered Clemson in 1996. Clemson was first in the nation in graduation rate among African-Americans (100 percent). Each of the top-eight semester team GPAs have been recorded under Bowden.

The 2007 Tigers had a 9-4 overall record thanks in part to the right arm of first-year starting quarterback Cullen Harper. The Tigers were #21 in the final AP poll with a team that started only six seniors. Harper threw for 2,991 yards and a school-record 27 touchdowns against only six interceptions. He led an offensive unit that averaged 403 yards and 33 points per game.

For the second year in a row, the Tigers had four First-Team All-ACC selections on offense, including wide receiver Aaron Kelly, in 2007. The junior had a Tiger-record 88 receptions for 1,081 yards and 11 touchdown catches (also a school record).

Clemson was ninth in the nation in yards allowed per game (307). The Tigers were also in the top 10 in the nation in scoring defense (18.7) and turnover margin (+1.0).

The Tigers ran off two four-game winning streaks in 2007, starting with a season-opening win over #19 Florida State 24-18. It was Clemson's fourth win in the last five meetings with the Seminoles. The season was also highlighted by a 70-point scoring performance in a win over eventual MAC champion Central Michigan and a 44-10 win over 2006 ACC Champion Wake Forest. The

The Bowden File

Playing Experience

Wide receiver at West Virginia (1973-76).

Bowl Participation as a Player

1975 Peach Bowl.

Education

B.S. degree in physical education with a minor in health from West Virginia in 1977.

Coaching Experience

Graduate assistant coach at West Virginia (1977)... defensive backs coach at Florida State (1978,79)...running backs coach at Auburn (1980)...tight ends coach at Florida State (1981,82)...quarterbacks coach at Duke (1983-84)...offensive coordinator/quarterbacks coach at Duke (1985-86)...wide receivers coach at Alabama (1987-89)...offensive coordinator/wide receivers coach at Kentucky (1990)...offensive coordinator/wide receivers coach at Auburn (1991-96)...head coach at Tulane (1997,98)...head coach at Clemson (1999-07).

Bowl Seasons as an Assistant Coach

1980 Orange Bowl...1982 Gator Bowl...1988 Hall of Fame Bowl...1988 Sun Bowl...1990 Sugar Bowl...1996 Outback Bowl...1996 Independence Bowl.

Bowl Seasons as a Head Coach

1998 Liberty Bowl (did not coach in game)...1999 Peach Bowl...2001 Gator Bowl...2001 Humanitarian Bowl...2002 Tangerine Bowl...2004 Peach Bowl...2005 Champs Sports Bowl...2006 Music City Bowl...2007 Chick-fil-A Bowl.

Head Coaching Record

87-46 (65.4-percent winning mark) in 11 seasons...18-4 in two seasons at Tulane...69-42 in nine seasons at Clemson.

Personal Data

Born July 10, 1954...married to the former Linda Joan White...the couple has a son (Ryan 26), a 2004 Clemson graduate and 2007 law school graduate of Regent University, and daughter (Lauren 23), a 2007 Clemson graduate.

Tigers also defeated rival South Carolina 23-21 on Mark Buchholz's field goal as time expired.

His 2006 team set numerous offensive records on its way to scoring 55 touchdowns and scoring nearly 33 points per game. Clemson had four First-Team All-ACC selections on offense, including 1,000-yard rusher James Davis, and the Tigers led the ACC in a majority of offensive categories.

The Tigers had a landmark 31-7 win over #13 Georgia Tech at Memorial Stadium. Clemson dominated the Yellow Jackets thanks in part to 332 combined rushing yards by James Davis and C.J. Spiller. That same weekend, ESPN College GameDay made its first-ever appearance in Tigertown. It was the second win over a top-15 team in 2006, as the Tigers also won at #9 Florida State.

In November of 2006, Bowden was named a semifinalist for the Maxwell Club George Munger National Coach-of-the-Year Award. A big reason for his naming was the fact that the Tigers overcame numerous injuries, including the loss of linebackers Anthony Waters and Tramaine Billie. His team defeated ACC Champion Wake Forest, the second straight season he beat the league champion.

Gaines Adams was one of the top defensive linemen in the nation. He was a finalist for the Bronko Nagurski Award and Ted Hendricks Award as well as earning unanimous first-team All-America



The Bowdens - Ryan, Linda, Lauren, Tommy, dog Lucy

Head Coach Tommy Bowden



honors. He was named ACC Defensive Player-of-the-Year and was a major reason Clemson was in the top 20 in the nation in six defensive categories.

In 2005, Clemson had an 8-4 record, including a 3-2 mark against top-25 ranked teams. All four of the losses were by six points or less and by a total of 14 points. Two of those losses came in overtime, therefore the Tigers lost the four games by a combined five points at the end of regulation.


The 2005 team won six of its last seven games, including a 19-10 win over Colorado in the Champs Sports Bowl. The Tigers had the best record among the 12 ACC teams over that time period.

The Tigers earned close wins to start the year against #17 Texas A&M and Maryland, then lost three nailbiters in a row. But just like the two previous years, Clemson won five of its last six regular-season games, including wins over #16 Florida State (ACC Champion) and #19 South Carolina. It was the first time since 1983 that Clemson defeated top-20 teams in consecutive games.

Clemson was in the top 25 in four national defensive rankings, including 11th in scoring defense. After the win over Colorado in the Champs Sports Bowl, the Tigers were ranked #21 in the final **AP** and **USA Today** polls. Clemson had three victories over top-20 ranked teams, the most in one season by a Clemson team since the 1989 season.

In four seasons at Clemson, Charlie Whitehurst became the most prolific signal-caller in school history. He set 46 Clemson records, including passing yards (9,665), completions (817), completion percentage (59.5), and touchdown passes (49). He directed Clemson to 25 wins as a starting quarterback, the second-most victories in school history.

Bowden's 2004 Tiger team featured a defense that was 11th in the nation in pass efficiency defense. The unit had 42 sacks to finish in the top 10 in the nation. Leroy Hill was named ACC Defensive Player-of-the-Year and a Third-Team **AP** All-American. Cornerback Justin Miller was a semifinalist for the Jim Thorpe Award and was a second-team All-American as a kick returner. Wide receiver Airese Currie led the ACC in receptions and receiving yards.



Tommy Bowden has built upon Clemson's storied football tradition by having the Tigers bowl eligible all nine seasons.

Bowden's Year-By-Year Coaching Records

Year	School	Job Title	Record	Conf./Finish	Bowl	Rank
1978	Florida State	Defensive Backs	8-3			
1979	Florida State	Defensive Backs	11-1		Orange	6
1980	Auburn	Running Backs	5-6	0-6, 9th		
1981	Florida State	Tight Ends	6-5			
1982	Florida State	Tight Ends	9-3		Gator	13
1983	Duke	Quarterbacks	3-8	3-3, 4th		
1984	Duke	Quarterbacks	2-9	1-5, 6th		
1985	Duke	Offensive Coordinator/Quarterbacks	4-7	2-5, 6th		
1986	Duke	Offensive Coordinator/Quarterbacks	4-7	2-5, 6th		
1987	Alabama	Wide Receivers	8-4	4-2, 4th	Hall of Fame	
1988	Alabama	Wide Receivers	9-3	4-3, 4th	Sun	17
1989	Alabama	Wide Receivers	10-2	6-1, 1st	Sugar	9
1990	Kentucky	Offensive Coordinator/Wide Receivers	4-7	3-4, 5th		
1991	Auburn	Offensive Coordinator/Wide Receivers	5-6	2-5, 8th		
1992	Auburn	Offensive Coordinator/Wide Receivers	5-5-1	2-5-1, *5th		
1993	Auburn	Offensive Coordinator/Wide Receivers	11-0	8-0, NE		4
1994	Auburn	Offensive Coordinator/Wide Receivers	9-1-1	6-1-1, NE		9
1995	Auburn	Offensive Coordinator/Wide Receivers	8-4	5-3, *3rd	Outback	22
1996	Auburn	Offensive Coordinator/Wide Receivers	8-4	4-4, *3rd	Independence	24
1997	Tulane	Head Coach	7-4	5-1, 2nd		
1998	Tulane	Head Coach	11-0	6-0, 1st	Liberty#	7
1999	Clemson	Head Coach	6-6	5-3, 2nd	Peach	
2000	Clemson	Head Coach	9-3	6-2, 2nd	Gator	14
2001	Clemson	Head Coach	7-5	4-4, T-4th	Humanitarian	
2002	Clemson	Head Coach	7-6	4-4, T-5th	Tangerine	
2003	Clemson	Head Coach	9-4	5-3, 3rd	Peach	22
2004	Clemson	Head Coach	6-5	4-4, T-6th		
2005	Clemson	Head Coach	8-4	4-4, A*3rd	Champs Sports	21
2006	Clemson	Head Coach	8-5	5-3, A*T-2nd	Music City	
2007	Clemson	Head Coach	9-4	5-3, A*T-2nd	Chick-fil-A	21

* - SEC Western Division; ^ - ACC Atlantic Division; # - did not coach team in bowl; NE - not eligible for conference title

Bowden's Coaching Record Summary

Years as a Coach:	30	Top-10 Seasons:	5
Winning Seasons:	21	Record of teams as assistant:	129-85-2 (.602)
Bowl Seasons:	16	Record of teams as head coach:	87-46 (.654)
Top-25 Seasons:	13	Record of teams in conference games:	53-31 (.631)

Clemson played a complete game at #10 Miami (FL) on November 6, 2004 and beat the Hurricanes in the Orange Bowl 24-17 in overtime. It was the second overtime win of the year for the Tigers, who are 4-4 in extra-session games under Bowden.

Clemson overcame a 14-point halftime deficit, not to mention overcoming a fourth-quarter deficit, a rarity against Miami. The Hurricanes had been 174-2 when leading after three quarters since 1985.

The win over Miami gave Bowden three wins over top-10 programs in a 13-game span, something that had been done at Clemson just once previously (1981 National Championship team). All three of those programs (Florida State, Tennessee, Miami) have won the national title within the last decade.

During the last five seasons, Bowden has won 11 games over coaches who have won the national title (Bobby Bowden (four times), Phillip Fulmer, Larry Coker, Holtz (twice), Spurrier (twice), and Howard Schnellenberger). These big wins have stimulated interest in the program. The Tigers averaged 81,335 fans per home game in 2007. Clemson has finished in the top 20 in home football attendance each of the nine seasons Bowden has been at Clemson, and six of the top-10 average attendance seasons have come during his tenure.

With Clemson's selection to the 2004 Peach Bowl, Bowden became the first head coach in Clemson and ACC history to take a team to a bowl game in each of his first five seasons. In fact, no Tiger coach had ever done so more than twice to open his career. Under Bowden's direction, Clemson has also appeared in the Peach Bowl in 1999, the Gator Bowl in 2000, the 2001 Humanitarian Bowl, 2002

Tangerine Bowl, 2004 Peach Bowl, 2005 Champs Sports Bowl, and 2006 Music City Bowl prior to its invitation to the 2007 Chick-fil-A Bowl.

The 2004 Peach Bowl appearance meant that it was the first time since the 1991 senior class that Clemson went to a bowl game five straight years. The 2003 red-shirt seniors were the first group he recruited, so it was an indication of the firm foundation his first group set.

The 2003 season was a breakthrough year in many ways. Clemson earned its highest-ever win over a ranked team with a 26-10 win over #3 Florida State. The Tigers also beat #24 Virginia in a thrilling overtime contest. The 39-3 win over a bowl-bound Georgia Tech team in Atlanta was Clemson's largest victory margin in the series since 1900 as well.

The 2003 victory over Florida State, Clemson's first in 12 tries since the Seminoles joined the ACC, was the beginning of a four-game winning streak to close the season. In those four games, Clemson outscored its opponents 156-48, an average score of 39-12. Clemson defeated South Carolina in Columbia by a score of 63-17. It was the most points ever scored by a team in series history and the Tigers' largest victory margin in the series since 1900.

The season concluded with a 27-14 win over #6 Tennessee, the highest-ranked team Clemson has defeated in a bowl game since 1981, when the Tigers beat #4 Nebraska in the Orange Bowl to claim the national title. As a result, Clemson finished with nine wins and a #22 final national ranking.

Over the final four games of the season, Bowden defeated two coaches (Bobby Bowden, Holtz) who had already earned 200 wins to be-



Head Coach Tommy Bowden

come the first coach in NCAA history to beat a pair of 200-game winners in a month's time. He also registered wins over three coaches (Bowden, Holtz, Fulmer) who had previously won a national title.

The 2002 season included victories over bowl teams Georgia Tech and Wake Forest, and a third victory in four years over arch-rival South Carolina. Clemson gained 434 yards of total offense in the 27-20 win over the Gamecocks, the most yards against Holtz's defense all season.

The 2002 Clemson defense featured two of the top 21 players in the nation in terms of interceptions per game. Miller had eight interceptions, best among all freshmen nationally, and Brian Mance had six in an All-America season. The defense was one of the most improved units in the ACC and ranked in the top 10 in the nation in interceptions (21).

Clemson had another record-setting season in 2001, a year that culminated with a Humanitarian Bowl win over Louisiana Tech. Clemson set school records for points scored, touchdowns, and total offense in a bowl game.

The 2001 campaign demonstrated Bowden's ability to win in the long run, as he had the second-youngest "two-deep" in the ACC. Thirty-four of his top 44 players were underclassmen. Fourteen different freshmen saw action in 2001, including 10 who played at least 10 games.

Bowden has a 69-42 record (.622) as the Tiger head coach and is 87-46 (.654) overall. He has recorded that ledger against a difficult schedule. In his first year, Clemson's schedule was among the top 10 in the nation. In 2001, his squad beat five teams that finished with a winning record, tied for the third-highest figure in Tiger history. One of the wins was a 47-44 overtime win at #9 Georgia Tech. It was the Tigers' highest-ranked road win in 20 years.

In both 2003 and 2004, Clemson's schedule strength once again ranked in the top 25 by the **Sagarin** rating. The 2005 team faced five top-25 teams in the regular season, a first in school history, and the 2006 squad faced eight bowl teams.

When Bowden came to Clemson in 1998, he inherited a team with a 3-8 record. By late October of 2000, just 14 months after his first game, Clemson was ranked #3 (**USA Today**) in the nation after an



Under Tommy Bowden, Clemson has reached new heights in terms of offensive production.

8-0 start. That ranking was Clemson's highest in 16 years. The #14 final ranking in that same poll was its highest final listing since the 1990 season.

Making a swift improvement is nothing new for Bowden. In 1997, he took over a 4-7 Tulane program and brought it to a 7-4 mark in his first year. In 1998, the improvement continued with an 11-0 regular season and #7 ranking. In 1999, Bowden elevated the Tigers from 3-8 to a bowl game and a 6-6 final record. The 2000 Tigers concluded the season with a 9-3 record, their highest win total since 1993.

Considerable improvement is a common phrase for Bowden-coached teams. In each of his first four years he coached at the Division I level, his team showed at least a three-win improvement over the previous year, believed to be a first in Division I history. Bowden is just the third coach in history to bring the Tigers to a three-win improvement in consecutive years and was one of just two Division I coaches to do it over the 1999 and 2000 seasons.

In 2000 and 2001, his dynamic offense produced a Heisman Trophy contender in quarterback Woodrow Dantzler, who placed his name next to 52

school records. In 2001, he became the first player in Division I history to total 2,000 passing yards and 1,000 rushing yards in a season. He was a semifinalist for the Davey O'Brien Award in 2000 and 2001.

Center Kyle Young was a finalist for the Rimington Award in 2000 and 2001, and won the ACC's Jim Tatum Award, presented to the league's top student-athlete. He was one of eight players nationally to receive a National Football Foundation Scholarship and became just the second offensive lineman in college football history to become a three-time first-team Academic All-American. Linebacker Chad Carson also performed well in the classroom and on the gridiron. He and Young were first-team Academic All-Americans in 2000 and 2001.

Bowden's second Clemson team (2000) was one of the most decorated in history. Six different Tigers were finalists or semifinalist for national position awards, including linebacker Keith Adams, who was one of three finalists for the Butkus Award. Clemson finished the season 9-3 in 2000 and had a #14 final ranking in the **USA Today** poll.

When Bowden arrived at Clemson, he had one simple goal - improvement. Bowden warned supporters that Clemson was unlikely to be a bowl participant in 1999, but his main focus was to improve. His goal of improvement was reached, and he was happy to be wrong about his prediction, as the Tigers were invited to the 1999 Peach Bowl.

In 1999, Bowden accomplished a personal milestone that no Clemson coach had attained since 1981, the year the Tigers won the National Championship. He became the first Clemson coach since Ford to be named ACC Coach-of-the-Year.

Bowden led the Tigers to a 6-6 record and 5-3 mark in the ACC against the nation's seventh-toughest schedule according to the **Sagarin** rating. The Tigers finished tied for second with Georgia Tech and Virginia in the final ACC standings, a six-place improvement over the previous season, the greatest one-season jump in ACC history in league play.

The Tigers also made a four-game ACC-win improvement in 1999. It was just the fifth time in ACC history that a team made that big of a league victory jump. He had taken over a team with a losing record and brought it to a bowl game in his first year, just the sixth coach in ACC history to do so.

The Clemson program set or tied 41 school records in Bowden's first year, including 26 on offense. Ironically, Bowden's first Tulane team set or tied 26 offensive school records.

The improvements in the ACC standings were due in large part to an innovative offensive attack. The Tiger offense ended the year averaging 402.6 yards per game, nearly a 100-yard per game improvement over 1998. The Tigers scored 26.8 points per game in 1999 compared to 19.8 in 1998.

Keith Adams, a sophomore in 1999, finished with 186 tackles, most in the nation, and broke the Clemson single-season tackle record held by Anthony Simmons. They all contributed to the 17th-best pass efficiency defense in the nation, a unit that had 19 interceptions, ninth-most in the country.

Four of Clemson's losses in 1999 came against teams ranked in the top 15 of the final **AP** poll. Bowden Bowl I, the first meeting between father and son head coaches in college football history, took place on October 23, 1999. Bowden faced his father Bobby's top-ranked Florida State team in Death Valley in front of a national television audience. The

Bowden's Offensive Production

Category	1999	2000	2001	2002	2003	2004	2005	2006	2007
Points	26.8	34.7	30.8	25.4	28.1	21.5	26.3	32.7	33.1
Touchdowns	3.5	4.6	4.1	3.1	3.5	2.5	2.9	4.2	3.9
Rushing Touchdowns	2.3	2.8	2.0	1.7	1.5	1.4	1.7	2.4	1.4
Passing Touchdowns	1.2	1.6	1.9	1.2	1.8	0.6	1.2	1.4	2.3
Total Offense	402.6	436.8	432.0	363.5	420.5	295.6	384.6	410.9	403.2
Rushing Offense	151.0	224.0	191.7	120.7	136.9	107.5	153.0	217.8	161.2
Passing Offense	251.6	212.8	240.3	242.8	283.6	188.1	231.6	193.1	242.1
Total Plays	76.7	77.6	76.1	70.8	73.4	66.9	68.9	63.2	74.1
Rushing Plays	41.4	49.3	43.2	35.2	35.7	34.6	37.5	38.1	39.1
Passing Plays	35.3	28.3	32.9	35.5	37.7	32.3	31.4	25.2	35.0
Yards/Play	5.3	5.6	5.7	5.1	5.7	4.4	5.6	6.5	5.4
Rushing Yards/Attempt	3.7	4.5	4.4	3.4	3.8	3.1	4.1	5.7	4.1
Passing Yards/Attempt	7.1	7.5	7.3	6.8	7.5	5.8	7.4	7.7	6.9
Yards/Completion	12.0	14.2	12.8	11.8	12.3	11.6	11.2	12.7	10.7
Completions	21.0	15.0	18.8	20.6	23.2	16.2	20.7	15.2	22.7
Passing Efficiency	123.4	128.0	130.2	121.2	134.6	96.0	134.7	136.5	142.1
Turnovers	1.9	1.7	2.0	2.2	1.5	2.2	1.3	2.2	0.9
Turnover Margin	+0.3	+0.5	-0.4	+0.2	+0.3	-0.7	+0.8	+0.2	+1.0
Total First Downs	21.8	22.8	23.5	19.9	23.3	16.7	20.8	19.1	22.5
Rushing First Downs	9.1	12.3	12.3	8.1	8.5	6.3	9.0	10.2	9.5
Passing First Downs	10.5	8.8	9.8	10.2	12.0	8.3	9.9	7.8	11.8
Third-Down Conversion %	37.3	42.1	47.0	40.5	37.7	31.7	38.0	42.0	42.1

Head Coach Tommy Bowden



Miscellaneous Records Under Tommy Bowden

Clemson's Record When...	1999	2000	2001	2002	2003	2004	2005	2006	2007	Totals
Playing all games	6-6	9-3	7-5	7-6	9-4	6-5	8-4	8-5	9-4	69-42
Scoring first	4-1	6-1	1-1	4-1	9-0	2-2	6-1	7-4	5-2	44-13
Leading after one quarter	2-1	6-1	4-2	4-2	9-0	2-2	6-0	5-3	6-1	44-12
Trailing after one quarter	1-4	2-2	2-3	2-4	0-4	2-2	2-3	1-1	2-3	14-26
Tied after one quarter	3-1	1-0	1-0	1-0	0-0	2-1	0-1	2-1	1-0	11-4
Leading at halftime	5-2	8-0	5-1	5-1	9-0	3-0	5-1	7-2	9-2	56-9
Trailing at halftime	0-2	1-3	1-4	2-5	0-4	2-3	2-0	1-3	0-2	9-26
Tied at halftime	1-2	0-0	1-0	0-0	0-0	1-2	1-3	0-0	0-0	4-7
Leading after three quarters	6-1	9-1	7-0	4-2	8-0	3-1	6-1	6-0	9-1	58-7
Trailing after three quarters	0-4	0-0	0-5	3-4	1-4	3-3	1-1	1-3	0-3	9-27
Tied after three quarters	0-1	0-2	0-0	0-0	0-0	0-1	1-2	1-2	0-0	2-8
Tied after four quarters	0-0	0-0	1-0	0-0	1-0	2-0	0-2	0-1	0-1	4-4
Totaling more total yards	6-2	8-0	6-1	6-3	8-1	4-2	6-3	8-2	8-1	60-15
Totaling more rushing yards	6-2	9-1	5-1	4-1	7-1	3-2	6-1	8-3	7-0	55-12
Totaling more passing yards	6-3	5-1	4-3	6-4	7-2	5-2	5-3	5-2	7-2	50-22
Totaling more first downs	5-2	7-1	5-1	5-2	8-1	4-0	7-3	8-1	8-2	57-13
Winning time of possession	4-1	5-0	4-3	4-1	7-0	3-0	5-2	2-2	6-1	40-10
Winning turnover margin	4-3	6-1	3-1	4-2	6-0	3-0	6-1	3-2	7-1	42-11
Losing turnover margin	1-2	2-2	3-4	2-4	0-3	2-4	1-1	3-2	0-1	14-23
Tying turnover margin	1-1	1-0	1-0	1-0	3-1	1-1	1-2	2-1	2-2	13-8
Rushing for at least 200 yards	3-1	7-0	5-0	2-0	2-0	1-0	2-0	6-0	4-0	32-1
Having a 100-yard-or-more rusher	4-1	5-1	5-1	1-0	2-0	2-0	6-1	5-1	6-1	36-6
Passing for at least 200 yards	6-4	5-2	6-4	6-2	9-2	2-1	6-2	2-3	6-2	48-22
Playing August games	0-0	0-0	0-0	0-1	0-1	0-0	0-0	0-0	0-0	0-2
Playing September games	1-2	5-0	3-1	3-0	3-0	1-3	2-2	4-1	4-1	26-10
Playing October games	3-2	3-1	2-1	1-3	2-2	3-1	2-2	3-1	2-1	21-14
Playing November games	2-1	1-1	0-3	3-1	3-1	2-1	3-0	1-2	3-1	18-11
Playing December/January games	0-1	0-1	2-0	0-1	1-0	0-0	1-0	0-1	0-1	4-5

Tigers lost a tough battle to the eventual National Champions by a score of 17-14, the closest margin of victory for the Seminoles and the fewest points they recorded all season by two touchdowns.

Making strong improvement in his first year with a program was nothing new for Bowden. In the two seasons he was the head coach at Tulane, Bowden took a team that had been 4-18 in the two years previous to his arrival, and emotionally and numerically reversed the team's fortunes with an 18-4 record, posted an 11-1 conference mark, and finished the 1998 season ranked #7 in the nation in both polls. Tulane and Tennessee were the only undefeated teams in college football in 1998.

His Tulane team averaged 39.7 points, 5.1 touchdowns, 463 yards of total offense, 270.5 passing yards, and 192.6 rushing yards. The Green Wave averaged 6.3 yards per play and converted on third down 47 percent of the time. Some say the most telling statistic in terms of wins and losses along with the most telling statistic when it comes to coaching ability is turnover margin. They were fifth in the nation in turnover margin each of his seasons.

It did not take Bowden long to put Tulane back on the college football landscape. In his first year, Tulane was picked last in the preseason polls of Conference USA. But he led the New Orleans-based school to a 7-4 record, a second-place conference standing with just one league loss, and set 33 school records in the process, including 26 on offense.

Tulane's accomplishments on offense were noteworthy in 1997, but its offensive numbers reached uncharted areas in 1998. Tulane was the only school in the nation that averaged over 300 passing yards per game and 200 rushing yards per game. The team was fourth in the nation in total offense (507.1) and second in scoring (45.4).

The Green Wave scored 40 or more points in eight games in 1998, including each of the last seven games. In one game, the Green Wave scored 72 points and rolled up 704 yards of total offense. They converted 52 percent of their third-down opportuni-

ties for the season and had just 11 turnovers in over 800 plays. The 1998 season saw the program post a perfect 11-0 regular season under Bowden, its first perfect regular season since 1931. The Green Wave won Conference USA, its first league title since Tulane won the SEC in 1949. Bowden was named Conference USA Coach-of-the-Year as well.

His team ranked #7 in the final AP poll and was a mainstay there from the third week of the season. Tulane had not been ranked at any time since 1979, and had not been ranked in a final poll since 1973. After Bowden accepted the job at Clemson, Tulane defeated Brigham Young in the Liberty Bowl.

A look to the list of coaches who had undefeated seasons in the 1990s shows two other men named Bowden. His father, Florida State Head Coach Bobby Bowden, had a perfect regular season in 1996 and 1999, while his brother Terry posted a perfect regular season in 1993. Obviously, the Bowdens are the first family of college coaching, and this "Wonder Years" environment had a lot to do with Tommy Bowden's decision to enter coaching.

The fatherly influence of a college coach who reached 300 career wins against his son in 1999, also had an influence on other members of the family. Bobby Bowden is the winningest coach in Division I history. Terry has been a head coach at Samford and Auburn, posting a 47-17-1 record at the latter.

Tommy Bowden began his college football experience as a walk-on wide receiver at West Virginia. He played for his father between 1973-75 and then for Frank Cignetti during the 1976 season.

As a junior, he caught 15 passes for 189 yards and one touchdown. Bowden remained at West Virginia for the 1977 season and began his coaching career, serving as a graduate assistant on Cignetti's staff. His interest in coaching only became more intense after that first year as a graduate assistant. His father then hired him as a secondary coach at Florida State for the 1978 season.

That experience confirmed to Bowden that he was in a profession that would be his life's work. The

Seminoles posted a 19-4 mark in his two seasons at Florida State.

In 1980, Bowden joined the staff at East Carolina, where he coached for the spring-practice session of 1980. That spring, he moved to Auburn and served as running backs coach in 1980. Among the players he coached was James Brooks, who went on to a 13-year NFL career and is still second in Auburn history in rushing.

In 1981, Bowden returned to Tallahassee as the tight ends coach. In two more years at Florida State, the Seminoles posted a 15-8 mark. The 1982 team ranked #13 in the final poll, claimed a 9-3 record, and won a Gator Bowl title.

From 1983-86, Bowden served under Steve Sloan at Duke as the quarterbacks coach and was named coordinator in 1985. In 1984, he made his first trip to Clemson as a coach. Among the players he tutored was future NFL player Anthony Dilweg.

After four years at Duke, Bowden became wide receivers coach at Alabama under Bill Curry. It was there that he refined his offensive coaching prowess under noted offensive mind Homer Smith.

In 1990, Bowden returned to a coordinator role, serving as Kentucky's offensive coordinator and wide receivers coach. That year, he helped the Wildcats to their first upper division SEC finish since 1984.

In 1991, Bowden joined Pat Dye at Auburn. He remained with the Auburn program for six years, his longest stint as a college assistant. During his tenure, Auburn had a combined record of 46-20-2, including a perfect 11-0 season in 1993. Auburn had four AP top-25 seasons, including a #4 final ranking in 1993 and a #9 final ranking in 1994. The SEC Tigers were 20-1-1 in 1993-94 combined. Bowden worked under his brother Terry for his last four years at Auburn and the Tigers had a 36-9-1 record with both Bowdens on the coaching staff.

Born on July 10, 1954 in Birmingham, AL, he is married to the former Linda Joan White, who he first met when the two were in school together at Morgantown (WV) High School. The couple has two children, Ryan (26), a 2004 Clemson graduate and 2007 law school graduate of Regent University, and Lauren (23), a 2007 graduate of Clemson, who is currently a secondary school educator.



During the last five seasons, Tommy Bowden has won 11 games over head coaches who have won the National Championship.



Bowden's Game-By-Game Results

1997 (7-4) at Tulane

Date	Opponent	W-L	Score
Sep. 6	Cincinnati	W	31-17
Sep. 13	Rice	L	24-30
Sep. 20	at Syracuse	L	19-30
Oct. 4	Army	W	41-0
Oct. 11	at Louisville	W	64-33
Oct. 18	East Carolina	W	33-16
Oct. 25	at Southern Mississippi	L	13-34
Nov. 1	at Southwestern Louisiana	W	56-0
Nov. 8	Memphis	W	26-14
Nov. 15	Mississippi	L	24-41
Nov. 22	at Houston	W	44-10

1998 (11-0) at Tulane

Date	Opponent	W-L	Score
Sep. 5	at Cincinnati	W	52-36
Sep. 12	at Southern Methodist	W	31-21
Sep. 26	Navy	W	42-24
Oct. 3	Southern Mississippi	W	21-7
Oct. 17	Louisville	W	28-22
Oct. 24	at Rutgers	W	52-24
Oct. 31	Southwestern Louisiana	W	72-20
Nov. 7	at Memphis	W	41-31
Nov. 14	at Army	W	49-35
Nov. 21	Houston	W	48-20
Nov. 26	Louisiana Tech	W	62-30

1999 (6-6)

Date	Opponent	W-L	Score
Sep. 4	Marshall	L	10-13
Sep. 11	Virginia	W	33-14
Sep. 23	at Virginia Tech (8,8)	L	11-31
Oct. 2	North Carolina	W	31-20
Oct. 9	at N.C. State	L	31-35
Oct. 16	at Maryland	W	42-30
Oct. 23	Florida State (1,1)	L	14-17
Oct. 30	at Wake Forest	W	12-3
Nov. 6	Duke	W	58-7
Nov. 13	at Georgia Tech (13,14)	L	42-45
Nov. 20	at South Carolina	W	31-21
Dec. 30	* Mississippi State (15,16)	L	7-17

* - Peach Bowl at Atlanta, GA

2000 (9-3)

Date	Opponent	W-L	Score
Sep. 2	The Citadel	W	38-0
Sep. 9	Missouri	W	62-9
Sep. 16	Wake Forest	W	55-7
Sep. 23	at Virginia	W	31-10
Sep. 30	at Duke	W	52-22
Oct. 7	N.C. State	W	34-27
Oct. 14	Maryland	W	35-14
Oct. 21	at North Carolina	W	38-24
Oct. 28	Georgia Tech	L	28-31
Nov. 4	at Florida State (4,4)	L	7-54
Nov. 18	South Carolina (25,NR)	W	16-14
Jan. 1	* Virginia Tech (6,5)	L	20-41

* - Gator Bowl at Jacksonville, FL

2001 (7-5)

Date	Opponent	W-L	Score
Sep. 1	Central Florida	W	21-13
Sep. 8	Wofford	W	38-14
Sep. 22	Virginia	L	24-26
Sep. 29	at Georgia Tech (9,11)	W	^47-44
Oct. 13	at N.C. State	W	45-37
Oct. 20	North Carolina	L	3-38
Oct. 27	at Wake Forest	W	21-14
Nov. 3	Florida State (14,14)	L	27-41
Nov. 10	at Maryland (13,11)	L	20-37
Nov. 17	at South Carolina (22,22)	L	15-20
Dec. 1	Duke	W	59-31
Dec. 31	* Louisiana Tech	W	49-24

* - Humanitarian Bowl at Boise, ID

2002 (7-6)

Date	Opponent	W-L	Score
Aug. 31	at Georgia (8,12)	L	28-31
Sep. 7	Louisiana Tech	W	33-13
Sep. 14	Georgia Tech	W	24-19

Sep. 21	Ball State	W	30-7
Oct. 3	at Florida State (11,11)	L	31-48
Oct. 12	at Virginia	L	17-22
Oct. 19	Wake Forest	W	31-23
Oct. 24	N.C. State (12,9)	L	6-38
Nov. 2	at Duke	W	34-31
Nov. 9	at North Carolina	W	42-12
Nov. 16	Maryland (19,19)	L	12-30
Nov. 23	South Carolina	W	27-20
Dec. 23	* Texas Tech	L	15-55

* - Tangerine Bowl at Orlando, FL

2003 (9-4)

Date	Opponent	W-L	Score
Aug. 30	Georgia (11,9)	L	0-30
Sep. 6	Furman	W	28-17
Sep. 13	Middle Tennessee	W	37-14
Sep. 20	at Georgia Tech	W	39-3
Oct. 4	at Maryland	L	7-21
Oct. 11	Virginia (25,24)	W	^30-27
Oct. 16	at N.C. State	L	15-17
Oct. 25	North Carolina	W	36-28
Nov. 1	at Wake Forest	L	17-45
Nov. 8	Florida State (3,3)	W	26-10
Nov. 15	Duke	W	40-7
Nov. 22	at South Carolina	W	63-17
Jan. 2	* Tennessee (6,7)	W	27-14

* - Peach Bowl at Atlanta, GA

2004 (6-5)

Date	Opponent	W-L	Score
Sep. 4	Wake Forest	W	^^37-30
Sep. 11	Georgia Tech	L	24-28
Sep. 18	at Texas A&M	L	6-27
Sep. 25	at Florida State (8,11)	L	22-41
Oct. 7	at Virginia (10,9)	L	10-30
Oct. 16	Utah State	W	35-6
Oct. 23	Maryland	W	10-7
Oct. 30	N.C. State	W	26-20
Nov. 6	at Miami (FL) (11,10)	W	^24-17
Nov. 13	at Duke	L	13-16
Nov. 20	South Carolina	W	29-7

2005 (8-4)

Date	Opponent	W-L	Score
Sep. 3	Texas A&M (17,17)	W	25-24
Sep. 10	at Maryland	W	28-24

Sep. 17	Miami (FL) (13,13)	L	^^^30-36
Sep. 24	Boston College (NR,25)	L	^13-16
Oct. 1	at Wake Forest	L	27-31
Oct. 13	at N.C. State	W	31-10
Oct. 22	Temple	W	37-7
Oct. 29	at Georgia Tech	L	9-10
Nov. 5	Duke	W	49-20
Nov. 12	Florida State (17,16)	W	35-14
Nov. 19	at South Carolina (19,21)	W	13-9
Dec. 27	* Colorado	W	19-10

* - Champs Sports Bowl at Orlando, FL

2006 (8-5)

Date	Opponent	W-L	Score
Sep. 2	Florida Atlantic	W	54-6
Sep. 9	at Boston College	L	^^33-34
Sep. 16	at Florida State (9,10)	W	27-20
Sep. 23	North Carolina	W	52-7
Sep. 30	Louisiana Tech	W	51-0
Oct. 7	at Wake Forest	W	27-17
Oct. 12	° Temple	W	63-9
Oct. 21	Georgia Tech (13,13)	W	31-7
Oct. 26	at Virginia Tech	L	7-24
Nov. 4	Maryland	L	12-13
Nov. 11	N.C. State	W	20-14
Nov. 25	South Carolina	L	28-31
Dec. 29	* Kentucky	L	20-28

° - Charlotte, NC; * - Music City Bowl at Nashville, TN

2007 (9-4)

Date	Opponent	W-L	Score
Sep. 2	Florida State (19,21)	W	24-18
Sep. 8	Louisiana-Monroe	W	49-26
Sep. 15	Furman	W	38-10
Sep. 22	at N.C. State	W	42-20
Sep. 29	at Georgia Tech	L	3-13
Oct. 6	Virginia Tech (15,14)	L	23-41
Oct. 20	Central Michigan	W	70-14
Oct. 27	at Maryland	W	30-17
Nov. 3	at Duke	W	47-10
Nov. 10	Wake Forest	W	44-10
Nov. 17	Boston College (18,18)	L	17-20
Nov. 24	at South Carolina	W	23-21
Dec. 31	* Auburn (22,21)	L	^20-23

* - Chick-fil-A Bowl at Atlanta, GA

^ - one overtime; Note: Home games in bold.



Father and son have met nine times since Tommy Bowden became Clemson's head coach. Bobby Bowden holds a 5-4 lead, however, the Tigers have won four of the last five since 2003.

Associate Head Coach Brad Scott



- **Offensive Line**
- **10th Season at Clemson**
- **South Florida '79**



Brad Scott has the ability to coach his players to success, both on and off the field. In the last two seasons,

he has coached two First-Team All-ACC players each year, the first time that has happened since 1990,91. Off the field, he has coached 12 scholarship players through the end of their eligibility in the last four years, and 10 have graduated. The other two will earn their degrees by the end of this year.

Clemson has led the ACC in scoring offense each of the last two years and finished first or second in rushing offense both years. That includes 2006, when Clemson was fifth in the nation in rushing behind an offensive line that featured First-Team All-ACC picks Barry Richardson and Nathan Bennett along with second-team pick Dustin Fry. Fry was a member of the Saint Louis Rams in 2007.

The recent success (three straight years of at least eight wins and two final top-25 rankings in the last three years) has only continued the level of accomplishment Clemson has realized since Tommy Bowden came to Clemson in 1999. One of his first hires was Scott, who had been South Carolina's head coach (1994-98). He was also well aware of his aptitude as a coach after serving for his father, Bobby Bowden at Florida State, during the Seminoles' run of top-four final rankings from 1987-93.

In Scott's tenure at Clemson, he has served on the offensive side of the ball every year, five years as tight ends coach (including three as offensive coordinator) and four years as offensive line coach. He has been the assistant or associate head coach during his entire stay in Tigertown.

Clemson has recorded eight of its top-12 total offensive seasons in history, including five of the six teams that have gained at least 5,000 yards, during Scott's Clemson career. Four of the top-five yards-per-play figures and six of the top-seven passing-yardage seasons have been recorded during his time on the Clemson offense coaching staff.

Those stats have translated to wins. Clemson has been bowl eligible all nine years, leading to 69 wins. Clemson has finished in the top 25 in four of the last eight years and has won eight games each of the last three years, the first time the program has done that in consecutive years since 1989-91.

Scott helped Richardson and Chris McDuffie to All-America status in 2007, the first time in history that Clemson had two All-America offensive linemen in one season. They combined to help Clemson have the most-balanced offense in the ACC in 2007. Clemson finished second in rushing offense and third in passing offense, the only conference team to finish in the top five in both categories.

Scott served as offensive coordinator from 2001-03, as Clemson produced three of the top-six years in school history in total offense in that time. The 2003 team gained 5,467 yards, most in Tiger history. Records were also established for passing yards, completions, and touchdown passes.

Scott came to Clemson in 1999 after serving as head coach at South Carolina for five seasons. In his first year as head coach in 1994, he led the Gamecocks to their first bowl win with a 24-21 win over West Virginia in the Carquest Bowl. He served as head coach of the Gamecocks through 1998. Two of his wins during that time were at Clemson.

Before going to Columbia, Scott was on Bobby Bowden's staff at Florida State for 11 years. The Seminoles were 10-0-1 in bowl games with him on the staff. Scott is a veteran of 20 bowl games as a coach, and his teams are 14-5-1 in those 20 games.

Scott joined the Seminole staff in 1983, and he spent his last four years as the offensive coordinator and offensive line coach. Those four years included the 1993 National Championship season and a record-setting offense that featured Heisman Trophy winner Charlie Ward. The Seminoles posted a 44-6 (.880)

The Scott File

Playing Experience

Three-year letterman and two-year starter on the offensive line at Missouri-Rolla (1973-75).

Education

B.A. degree in science education from South Florida in 1979...M.S. in athletic administration from Florida State in 1984.

Coaching Experience

Assistant coach at DeSoto High in Arcadia, FL (1979)... assistant coach at Hardee Senior High in Wauchula, FL (1980)...graduate assistant coach at The Citadel (1981)...head coach at DeSoto High in Arcadia, FL (1982)...graduate assistant coach at Florida State (1983,84)...recruiting coordinator/tight ends at Florida State (1985-89)...offensive coordinator/offensive line at Florida State (1990-93)...head coach at South Carolina (1994-98)...assistant head coach/tight ends at Clemson (1999,00)...assistant head coach/offensive coordinator/tight ends at Clemson (December 2000-03)...assistant head coach/offensive line at Clemson (2004-06)...associate head coach/offensive line at Clemson (2007).

Bowl Seasons as an Assistant Coach

1983 Peach Bowl...1984 Citrus Bowl...1985 Gator Bowl...1986 All-American Bowl...1988 Fiesta Bowl...1989 Sugar Bowl...1990 Fiesta Bowl...1990 Blockbuster Bowl...1992 Cotton Bowl...1993 Orange Bowl...1994 Orange Bowl...1999 Peach Bowl...2001 Gator Bowl...2001 Humanitarian Bowl...2002 Tangerine Bowl...2004 Peach Bowl...2005 Champs Sports Bowl...2006 Music City Bowl...2007 Chick-fil-A Bowl.

Bowl Seasons as a Head Coach

1995 Carquest Bowl.

Personal Data

Born September 30, 1954 in Arcadia, FL...married to Daryle...the couple has two sons (Jeff 27, John 24); Jeff is a graduate assistant coach at Clemson on the 2008 staff.



The Scotts - John, Daryle, Brad, Jeff, Sara

record with Scott as offensive coordinator, the most wins by a Division I-A program during that time.

Scott served as the Seminole recruiting coordinator for five years, as he built a reputation as a top-notch recruiter.

Prior to joining the Seminole program, he was the head football coach and athletic director at DeSoto High School in Arcadia, FL (1982), where he was conference coach-of-the-year. Scott spent 1981 as a graduate assistant at The Citadel. Before arriving there, he was an assistant at Hardee Senior High in Wauchula, FL for one season (1980).

Scott began his college days at Missouri-Rolla, where he was a two-year starter on the offensive line. He is a 1979 graduate of South Florida, where he received a degree in science education. He received a master of science degree in athletic administration from Florida State in 1984 as well.

Scott and his wife Daryle have two sons, Jeff (27) and John (24). Jeff graduated from Clemson in 2003 and coached Blythewood (SC) High to a state title in his first year with the program. He was an assistant coach at Presbyterian in 2007 and is a graduate assistant on the 2008 Tiger staff. He was also a Tiger letterman and played three bowl games (2000-02). Jeff married his wife, the former Sara McDaniel, shortly after graduating from Clemson. John graduated from Harvard in 2006 and is in his third year of medical school at Vanderbilt. He was a letterman in football and track at Harvard.

Assistant Coach Vic Koenning



- **Defensive Coordinator**
- **Defensive Backs**
- **4th Season at Clemson**
- **Kansas State '83**

In just three short years, Vic Koenning has accomplished something no other Clemson defensive coordinator has accomplished in Tiger football history. Each of his first three defenses has finished in the top 25 in scoring, rushing, total, and pass efficiency defense each season. A top-25 final ranking in all four categories in the same year had been accomplished just twice prior to his arrival.

Koenning has had productive defenses that have taken advantage of the talents of players from different positions. His first defense in 2005 featured first-round draft pick Tye Hill, a cornerback now starting in the NFL with the Rams. His 2006 defense featured defensive end Gaines Adams, the #4 selection of the Buccaneers. His 2007 unit featured another defensive end in Phillip Merling, who was the #32 overall selection of the 2008 draft by the Dolphins.

Koenning was the defensive coordinator at Troy in 2004 and DeMarcus Ware was on the defense he coordinated. Thus, he has coached a top-32 selection in the NFL draft each of the last four years.

With nine underclassmen in the starting lineup for most of the season, the 2007 performance might have been the best of the last three years. Clemson had just one player make First or Second-Team All-ACC, yet the Tigers led the ACC in pass defense and turnover margin, and they finished second in total defense and scoring defense.

Clemson was ninth in the nation in total defense, allowing just 307 yards per game, and 10th in scoring defense, giving up 18.7 points per outing.

In 2006, Clemson finished 13th in the nation in total defense, its highest mark since the 1991 team finished fourth. Clemson was 18th in rushing defense, 24th in pass defense (yards), 17th in pass efficiency defense, 20th in sacks, and 16th in scoring defense. It marked the first time since 1990 (that team led the nation in total defense) that Clemson finished in the top 20 in the four major defensive categories in the same year.

A highlight in 2006 took place during Clemson's 31-7 win over #13 Georgia Tech. The Tiger secondary held Georgia Tech All-American and #2 overall draft pick Calvin Johnson without a reception for the only time in his collegiate career.

The Tigers showed great improvement over the course of the 2005 season, his first at Clemson. The defense allowed 11.5 points per game in the last seven games, a big reason the Tigers went 6-1 in those contests. During that stretch, the defense held #16 Florida State (coached by Bobby Bowden) and #19 South Carolina (coached by Steve Spurrier) without an offensive touchdown. He became the first defensive coordinator to keep those two noted offensive minds without a touchdown in the same season. His defense helped the Tigers to victories over the same two former National Championship head coaches in 2007, giving the Tigers a 5-1 record since Koenning came to Clemson.

The 2005 season concluded with a 19-10 win over Colorado in the Champs Sports Bowl. The Tigers held the Buffaloes to 124 yards of total offense and just 17 rushing yards, the best bowl game defensive performance of the 56 Division I-A teams in the postseason.

Clemson allowed just one touchdown in its last 45 defensive possessions that season.

Koenning came to Clemson prior to the 2005 season with a strong résumé. He led Troy's defense to a top-10 national finish in scoring defense, rushing defense, yards per play, and pass efficiency defense in 2004.

Troy's defense led the nation in interceptions (25), tied for second in turnovers forced (32), was ninth in fewest yards per play allowed, and 16th in total defense (311.0). Only South-

The Koenning File

Playing Experience

Played linebacker at Kansas State (1979-82)...three-year starter and team captain in 1982.

Bowl Participation as a Player

1982 Independence Bowl.

Education

B.S. degree in communications from Kansas State in 1983...M.A. degree in athletic administration from Memphis in 1989.

Coaching Experience

Graduate assistant/strength training coach at Memphis (1986-90)...defensive backs at Memphis (1991-96)...defensive coordinator at Wyoming (1997-99)...head coach at Wyoming (2000-02)...defensive coordinator at Troy (2003,04)...defensive coordinator/defensive backs at Clemson (2005-07).

Bowl Seasons as an Assistant Coach

2004 Silicon Valley Bowl...2005 Champs Sports Bowl...2006 Music City Bowl...2007 Chick-fil-A Bowl.

Personal Data

Born February 26, 1960 in Owasso, OK...married to Tracey...the couple has four children (Kimberly 28, Brady 12, Camden 8, Jackson 7).

ern California had more takeaways than Troy.

He spent two seasons at Troy as the defensive coordinator under Head Coach Larry Blakeney. Prior to that, he was the head coach at Wyoming from 2000-02. He coached 10 Cowboy players who earned first-team all-conference honors in his five seasons in Laramie, including three years as head coach and two years as defensive coordinator.

Koenning served as a full-time assistant coach working with the defensive backs at Memphis from 1991-96. In his first year, he helped the Tigers to a 24-10 upset at #14 Southern California. His second season there saw the defense finish third in the nation in total defense and 15th in scoring defense.

The Tigers enjoyed another successful year on defense in 1993, as Koenning's unit was 16th in the nation in total defense. In 1994, the Tigers were again third in the nation in total defense and eighth in scoring defense. His final year at Memphis was highlighted by a 21-17 upset of #6 Tennessee.

Koenning spent 10 years in all at Memphis. From 1986-90, he worked as a graduate assistant and strength training coach with the football program.

A three-year starting linebacker and team captain at Kansas State, Koenning led that team to the 1982 Independence Bowl, the school's first-ever bowl appearance. He was the recipient of the Paul Coffman Award, presented to the Wildcat who displays the most outstanding leadership.

Koenning pursued a playing career with the Denver Broncos, Oklahoma Outlaws (USFL), and Green Bay Packers between 1983-86 before starting work on his master's degree at Memphis in 1986. He later received his master's degree in athletic administration from Memphis in 1989.

Koenning and his wife Tracey have four children, Kimberly (28), Brady (12), Camden (8), and Jackson (7).



The Koennings - Camden, Jackson, Vic, Tracey, Brady

Assistant Coach Rob Spence



- Offensive Coordinator
- Quarterbacks
- 4th Season at Clemson
- Iona '81



The Tigers have had balance on offense and then some during the last three years under Offensive Coordinator

dynamic players C.J. Spiller, Davis, Kelly (2007 ACC leader in yards per game), Jacoby Ford, Harper, and many others has been the key. A Tiger has led the ACC in receptions or yards all three years that Spence has been at Clemson.

Harper's 2007 season was especially noteworthy, as he established 22 school records directly under Spence's guidance. That included his 27 touchdown passes against six interceptions. He led the ACC in passing efficiency, the first Tiger to pace the ACC in that category since 1983.

In 2006, his second year as offensive coordinator, Clemson gained at least 2,500 yards rushing and passing, one of just four schools nationally to exceed those marks. It was also just the second time in school history it had been done. Clemson led the ACC and was in the top 13 in the nation in total offense, rushing offense, and scoring offense. It marked just the third time in history that the Tiger offense finished in the top 20 in all three areas.

In 2006, the Tigers led the ACC in yards per play (6.5), touchdowns (55), and third-down conversion percentage (42). The touchdown total and yards-per-play figure were Tiger records as well.

Spence was the architect of one of the most-improved offenses in Tiger history in his first season: The 2005 Tigers improved 89 yards per game in total offense over 2004, the fourth-biggest jump in school history and the eighth-best improvement among Division I-A teams.

His approach helped Clemson to an 8-4 record in 2005, including three wins over top-25 teams. Clemson beat #16 Florida State and #19 South Carolina in consecutive games, then downed Colorado in the Champs Sports Bowl.

Clemson's success on offense has been of no surprise to those who have followed Spence's career. The veteran assistant led Toledo to four straight top-13 final marks in total offense and helped the Rocket program to 35 wins from 2001-04. Twice in his four years, the Rockets were in the top 20 in the nation in rushing, and twice the team was in the top 20 in passing.

Spence was not a one-year wonder at Toledo. All four of his offenses were in the top 13 in the nation in total offense and top 25 in scoring offense.

Spence guided an offense that averaged 474.1 yards and 35.2 points per game in the 2004 regular season that included a 9-3 overall record and MAC title. It was the third time in four years that Toledo played for the league title.

Spence came to Toledo after a year as co-offensive coordina-

The Spence File

Playing Experience

Played tight end at Iona (1978-81).

Education

B.A. degree in social work from Iona in 1981...M.S. degree in education from Iona in 1990.

Coaching Experience

Assistant coach at Pelham Memorial High in Pelham, NY (1981)...offensive coordinator/junior varsity head coach at Iona Prep in New Rochelle, NY (1982,83)...head coach at Iona Prep (1984-88)...offensive coordinator at Iona (1989)...offensive coordinator/quarterbacks at Hofstra (1990)...quarterbacks at Holy Cross (1991)...inside receivers/tight ends at Maryland (1992,93)...quarterbacks at Maryland (1994-96)...offensive coordinator/quarterbacks at Hofstra (1997,98)...associate head coach/offensive coordinator at Hofstra (1999)...co-offensive coordinator/quarterbacks at Louisiana Tech (2000)...assistant head coach/offensive coordinator at Toledo (2001-04)...offensive coordinator/quarterbacks at Clemson (2005-07).

Bowl Seasons as an Assistant Coach

2001 Motor City Bowl...2002 Motor City Bowl...2005 Champs Sports Bowl...2006 Music City Bowl...2007 Chick-fil-A Bowl.

Personal Data

Born October 10, 1958 in Middletown, DE...married to Susan...the couple has two daughters (Samantha 16, Sydney Rae 13).

tor at Louisiana Tech, where he tutored freshman Luke McCown, who threw for 2,533 yards and 21 scores on the way to a freshman All-America season.

Spence was the offensive coordinator and quarterbacks coach at Hofstra from 1997-99. In 1999, it averaged 34 points a game, and the team had an 11-2 record and #5 final national ranking.


Spence was an assistant at Maryland (1992-96) under Mark Duffner, as Maryland set 70 school offensive records. As quarterbacks coach in 1994, Maryland was 10th in the nation in passing. In 1991, Spence coached the quarterbacks at Holy Cross under Duffner, and he helped the Crusaders to an 11-0 record and #3 national ranking.

Spence worked as offensive coordinator at Hofstra in 1990, helping that program to a 12-1 record and #3 national ranking. He was also the offensive coordinator at Iona, his alma mater, in 1989, and that team posted an 8-2 record.

Spence began his coaching career as an assistant at Pelham (NY) Memorial High School in 1981 before moving to Iona Prep School in 1982. He was the varsity offensive coordinator in 1982 and head junior varsity coach in 1983. He then became the head coach at Iona Prep in 1984, a position he served for five years until he started his college coaching career at Iona. His five-year head coaching record was 29-19-1 at Iona Prep.

Spence, a native of Pelham, NY, played football at Saint Andrews School in Middletown, DE (1972-75). He went on to play tight end at Iona from 1978-81. He earned his bachelor's degree in social work from Iona in 1981 and later earned his master's degree in education from Iona in 1990.

An avid runner who ran in the Boston Marathon in April of 2004, the 49-year-old Spence and his wife Susan have two daughters, Samantha (16) and Sydney Rae (13).



The Spences - Samantha, Rob, Susan, Sydney Rae



Assistant Head Coach Dabo Swinney



- Wide Receivers
- 6th Season at Clemson
- Alabama '93

Dabo Swinney has quickly become one of the most-respected assistant coaches in the nation. A look to Clem-

son's success at wide receiver and from a recruiting standpoint has led to that well-earned reputation. Since Swinney joined the staff prior to the 2003 season, the Tigers have been bowl eligible all five years, finished in the top 25 of the final polls three times, recorded at least eight wins four times, and totaled 10 wins over top-25 teams, including victories over Florida State (four), Miami (FL), and Tennessee, during his tenure at Clemson.

Swinney has coached his position to a level of consistency that has not been seen previously at Clemson. He has had a wideout finish first or second in the ACC in receptions each of the last four years. In his first year, he had three of the top-10 receivers in the ACC, a first in Tiger history. He has coached a First-Team All-ACC wideout each of the last four years (three different players), also an unprecedented accomplishment at Clemson.

In 2004 and 2005, Swinney coached the ACC reception champion (Airese Currie in 2004 and Chansi Stuckey in 2005). It was the first time Clemson had two different wideouts lead the ACC in receptions in consecutive years. In 2007, Aaron Kelly led the league in yardage, giving Swinney an ACC receiving king three out of four years. Stuckey earned First-Team All-ACC honors in back-to-back years, a first for a Clemson wideout in 25 years.

The play of Swinney's wideouts was a big reason Clemson led the ACC in total offense, rushing offense, and scoring offense in 2006, just the second time an ACC team had led the conference in all three areas in the last 25 seasons. Clemson also led the ACC and established school records for touchdowns (55) and yards per play (6.5).

In 2007, he coached Aaron Kelly, a First-Team All-ACC selection who led the ACC in receiving yards per game and touchdown catches (11). He also finished second in receptions per game with a school-record 88 catches, tied for the second-highest total in ACC history. His 11 touchdown receptions were a school record as well.

Entering his senior year, Kelly needs just three receptions to become Clemson's career leader and just 52 catches to become the ACC's all-time leader. He also has 16 career touchdown catches, just two short of the school record of 18 held by Glenn Smith (1951).

The Alabama native has a reputation as one of the top recruiters in the nation. In February of 2006, he was listed as the fifth-best recruiter in the nation by Rivals.com. It marked the second straight year that he had been lauded by the website as a top-25 national recruiter. He has signed 38 players in his five recruiting seasons and was a major reason Clemson's 2008 recruiting class ranked second in the nation by ESPN.com when he signed 11 players. He was named one of the top-25 recruiters in the nation by Rivals.com in 2007 as well.

Now in his sixth year as wide receivers coach, Swinney has known Tommy Bowden for many years. Bowden was his position coach when Swinney played at Alabama in 1989. Swinney came to Alabama as a walk-on, but he quickly earned a scholarship. Bowden, who followed a similar path at West Virginia, was familiar with his work-ethic, and thus Bowden did not hesitate to hire Swinney when he had an opening on his staff in 2003.

Swinney received a commerce & business administration degree from Alabama in 1993 after lettering three times (1990-92). A walk-on who went on to earn a scholarship, Swinney was a wide receiver on Alabama's 1992 national title team. He was also named Academic All-SEC along with being an SEC Scholar Athlete Honor Roll member in 1990 and 1992.

Along with his appearance in the 1993 Sugar Bowl, his Alabama teams played in the 1990 Sugar Bowl, 1991 Fiesta Bowl, and 1991 Blockbuster Bowl. Both Sugar Bowl appearances came after winning the SEC Championship game.

The Swinney File

Playing Experience

Lettered three years at Alabama (1990-92)...also a member of the 1988 and 1989 teams...member of the 1992 National Championship team...Academic All-SEC in 1990,92.

Bowl Participation as a Player

1990 Sugar Bowl...1991 Blockbuster Bowl...1991 Fiesta Bowl...1993 Sugar Bowl.

Education

B.S. degree in commerce & business administration from Alabama in 1993...master of business administration from Alabama in 1995.

Coaching Experience

Graduate assistant coach at Alabama (1993-95)...wide receivers/tight ends at Alabama (1996)...tight ends at Alabama (1997)...wide receivers at Alabama (1998-00)...wide receivers at Clemson (2003-06)...assistant head coach/wide receivers at Clemson (2007).

Bowl Seasons as an Assistant Coach

1994 Gator Bowl...1995 Citrus Bowl...1997 Outback Bowl...1998 Music City Bowl...2000 Orange Bowl...2004 Peach Bowl...2005 Champs Sports Bowl...2006 Music City Bowl...2007 Chick-fil-A Bowl.

Personal Data

Born November 20, 1969 in Birmingham, AL...married to the former Kathleen Bassett...the couple has three sons (Will 10, Drew 8, Clay 5).

After his playing career, Swinney served as a graduate assistant from 1993-95 at Alabama, where he coached in the 1994 Gator Bowl and 1995 Citrus Bowl. In December of 1995, he received a master's degree in business administration from Alabama.


He became a full-time assistant at Alabama in February of 1996 and coached a total of five seasons there on a full-time basis. He was assigned to coach the Crimson Tide's wideouts and tight ends in 1996, a season that saw Alabama win the SEC Western Division title and make an Outback Bowl appearance. The following year, he solely coached the tight ends under Head Coach Mike DuBose.

In January of 1998, he coached Alabama's wide receivers, a position he held for three seasons. At the end of the 1999 campaign, Swinney coached the Crimson Tide in the 2000 Orange Bowl after winning the SEC Championship game. Wide receiver Freddie Milons was the game MVP.

Since 1997, he has had 15 former players either drafted or sign free-agent contracts. The list includes Currie, Derrick Hamilton, Kevin Youngblood, Stuckey, and Milons, an All-American who is still second in career receptions at Alabama. Stuckey made the Jets' roster last year, but he sat out the year with an injury.

During his time at Alabama, Swinney was a part of six years of at least 10 wins, five top-10 finishes, one national title (1992), three SEC championships (1989,92,99), and five SEC Western Division titles (1992,93,94,96,99) with the Crimson Tide as a player and coach. He has coached the #2 receiver at Alabama (Milons) along with the #1 (Hamilton) and #3 (Kelly) receivers in Tiger history.

From April of 2001 through February of 2003, Swinney was in private business in Alabama. He married the former Kathleen Bassett in 1994. They have three sons, Will (10), Drew (8), and Clay (5).



The Swinneys - Will, Clay, Kathleen, Dabo, Drew

Assistant Coach David Blackwell



- Inside Linebackers
- 6th Season at Clemson
- East Carolina '97



David Blackwell is in his sixth season coaching linebackers at Clemson. He has been a part of the Tigers' defensive resurgence in recent years. Clemson has won at least eight games three years in a row, the first time the program has done that since the 1989-91 era. Clemson has been bowl eligible in all five of Blackwell's previous seasons and has finished in the final top 25 of both polls in three of those seasons. During that time, the program has earned 10 wins over top-25 teams, and the Clemson defense has had a lot to do with that success.

Clemson has finished in the top 25 in the four major defensive categories each of the last three years, the first time in history Clemson has been in all four stat categories three straight years. Clemson also had a top-20 finish in scoring defense in 2003, meaning the Tigers have been in the top 25 in the most important defensive category four of the five years Blackwell has been on the staff.

In 2007, Blackwell's linebackers contributed to a top-10 national finish in total defense and scoring defense. Nick Watkins, one of Blackwell's inside linebackers, led the team in tackles in 2007 and was in the top 10 in the ACC. He completed his career in the top 10 in school history in tackles (386).

In 2006, Clemson was 13th in the nation in total defense, 16th in scoring defense, 17th in pass efficiency defense, 18th in rushing defense, and 24th in pass defense. It was quite an accomplishment for the defense considering it lost preseason All-American linebacker Anthony Waters in the first game of the year due to a torn ACL.

The play of his linebackers had a lot to do with Clemson's strong finish in 2005. Clemson was in the top 25 in seven categories, including scoring defense (#11), tackles for loss (#13), turnover margin (#16), pass efficiency defense (#18), total defense (#20), rushing defense (#25), and sacks (#25).

Leroy Hill's development under Blackwell was consistent over his last two years (2003,04), leading to his selection in the third round of the 2005 NFL draft by the Seahawks. Hill started in the Super Bowl for Seattle as a rookie when he had 7.5 sacks, third-most in franchise history for a rookie and third among NFL rookies in 2005. Hill was named ACC Defensive Player-of-the-Year, AP Third-Team All-American, and was a two-time First-Team All-ACC selection under Blackwell's tutelage in 2004.

Blackwell's group was a big reason Clemson finished with a top-25 final ranking and nine wins in 2003. The defense allowed #3 Florida State and #6 Tennessee just 49 combined rushing yards in Tiger victories at the end of the season and held both teams to 14 points or less.

Blackwell directed Clemson's recruiting efforts during his first three years. Both his 2005 and 2006 recruiting classes were ranked in the top 20 by nearly every service. The 2006 recruiting class had the most **Parade** and **USA Today** All-Americans for the Tiger program in 16 years.

The native of Greenville, SC has significant experience at the Division I level as both a defensive coach and recruiter. He was the linebackers coach at Pittsburgh from 2000-02. He was a big reason the Panthers went to three straight bowl games during that period. Combined with his career at Clemson, he has been with a bowl-eligible program for each of the last eight years.

The Panthers finished with a 9-4 record and #18 ranking in the coaches poll at the conclusion of the 2002 season. Their season included a 38-13 win over Oregon State in the **Insight.com** Bowl. Thus, Blackwell was an assistant coach on top-25 teams in consecutive years (2002,03) with two different programs, and he has been with a top-25 program four of the last six years.

During the 2002 season, Pittsburgh's point-prevention unit was 14th in the nation in scoring defense, 12th in total defense, 15th in pass efficiency defense, and 24th in rushing defense. The Pan-

The Blackwell File

Playing Experience

Played at East Carolina in 1990 as an offensive lineman.

Education

B.S. degree in exercise science from East Carolina in 1997.

Coaching Experience

Undergraduate assistant coach at East Carolina (1992)...rush end linebackers at East Carolina (1993-95)...recruiting coordinator/defensive line at Illinois State (1996,97)...recruiting coordinator/linebackers at Illinois State (1998,99)...linebackers at Pittsburgh (2000-02)...recruiting coordinator/linebackers at Clemson (2003-06)...inside linebackers at Clemson (2007).

Bowl Seasons as an Assistant Coach

1994 Liberty Bowl...1995 Liberty Bowl...2000 **Insight.com** Bowl...2001 Tangerine Bowl...2002 **Insight.com** Bowl...2004 Peach Bowl...2005 Champs Sports Bowl...2006 Music City Bowl...2007 Chick-fil-A Bowl.

Personal Data

Born May 4, 1971 in Greenville, SC...married to the former Melissa Androutsos...the couple has a son (D.J. 2).

thers were one of a few programs in the country to finish in the top 25 in all four major statistical categories.

Prior to his stop at Pittsburgh, Blackwell was an assistant coach at Illinois State from 1996-99. He had a big part in one of the top turnarounds in Division I-AA during that period. In 1999, Illinois State compiled a school-best 11-3 record and advanced to the semifinals of the Division I-AA playoffs before losing to eventual National Champion Georgia Southern.

Blackwell joined the Redbirds' staff as a defensive line coach and recruiting coordinator. He served as recruiting coordinator for four seasons. One of his primary recruiting areas was the state of Florida.


In his first season at Illinois State, Blackwell's defensive line accounted for 38 of the team's 47 sacks, the second-highest total in school history. He coached three All-Americans and 11 all-conference performers at Illinois State.

Blackwell began his coaching career at his alma mater (East Carolina) as rush linebackers coach between the 1993 and 1995 seasons. The Pirates earned trips to the Liberty Bowl in two of those seasons.

On the gridiron, Blackwell played at East Carolina in 1990 as a freshman offensive lineman. His top game came against national power Florida State when he graded 85 percent. In 1991, a season in which East Carolina posted an 11-1 overall record and #9 ranking in the final **Associated Press** poll, Blackwell's playing career was cut short by a neck injury. He remained close to the program and served as a student assistant on the 1992 coaching staff.

Blackwell, a Berea High School alum, went on to graduate with a bachelor's degree in exercise science from East Carolina in 1997.


He is married to the former Melissa Androutsos, who served as the sports information director for men's basketball at Pittsburgh. The couple has a son, D.J. (2).



The Blackwells - David, D.J., Melissa

Assistant Coach Billy Napier

- Recruiting Coordinator
- Tight Ends
- 3rd Season at Clemson
- Furman '03



term and long-term.

Napier is in his third season coaching the Clemson tight ends and is in his second full year as the recruiting coordinator. In his two seasons with the Clemson program, the Tigers have won 17 games, gone to two bowl games, and had a top-25 national ranking. His tight ends have made strong contributions to an offense that has led the ACC in scoring both seasons. In 2007, the Tigers were also first in the ACC and 20th in the nation in pass efficiency offense, and finished second in the nation in fewest turnover committed.

Napier's tight ends caught 24 passes for four touchdowns and continued to make great contributions to Clemson's balanced offense in 2007. In each of the last two years, Clemson has finished in the top four in the ACC in rushing offense and passing offense, the only ACC team that can make that statement. His players were also successful in the classroom, as Michael Palmer and Alex Pearson made the All-ACC Academic team, the second year in a row two of Napier's players made the team.

In terms of recruiting, he has been the leader of a staff that has brought in a consensus top-20

recruiting class each of the last two years, including a unanimous top-12 class in February of 2008. In fact, ESPN.com ranked Clemson's 2008 class #2 in the nation. That class included Da'Quan Bowens, the top-rated player in the nation according to ESPN.com. It marked the first time in history Clemson had signed a national #1 recruit.

Overall, ESPN.com ranked 10 of Clemson's signees among the top 150 in the nation. Clemson's 2008 class was also ranked #10 by [CSTV](http://CSTV.com), #11 by Scout.com, and #12 by Rivals.com.

Clemson's 2007 recruiting class included **Parade** All-America quarterback Willy Korn and **USA Today** All-America cornerback Marcus Gilchrist. Three members were natives of North Carolina, and all three were recruited by Napier. At the end of the recruiting season, he was named one of the top-25 recruiters in the nation by Rivals.com.

As tight ends and fullbacks coach, his players were a big reason Clemson led the ACC in scoring offense, total offense, and rushing offense in 2006, just the second ACC team to lead the league in all three categories in the last 25 years.

The blocking of his tight ends and fullbacks was a big reason Clemson was fifth in the nation in rushing, the program's highest national finish in that area in 11 years. They were also key reasons the Tigers scored a record 55 touchdowns, including 31 rushing, in 2006.

Napier's 2006 pupils were led by senior tight end Thomas Hunter, who had 305 receiving yards, the most by a Clemson tight end since All-American Bennie Cunningham in 1975. Hunter was also a leader off the field and was a recipient of the Weaver-James-Corrigan scholarship from the ACC, the only male student-athlete at Clemson to receive that honor. Hunter, along with Pearson, were both named to the All-ACC Academic team as well.

Napier came to Clemson on February 6, 2006. He had just been named offensive coordinator and quarterbacks coach at S.C. State. In 2005, he helped the Bulldogs to a 9-2 record, including a 7-1 mark in the MEAC, under Head Coach Buddy Pough.

With Napier guiding the quarterbacks, S.C. State averaged 34.4 points per game, 17th-best among the 116 Division I-AA teams. S.C. State scored at least 23 points in every game but one and averaged 39 points per game over the last four games, all victories.

S.C. State was 12th in the nation in rushing and 15th in passing efficiency. It averaged 236 yards per game on the ground and 160 per game through the air. The efficient offense contributed to a fourth-place national finish in turnover margin. The offense committed just 11 turnovers during the 2005 season after losing 33 in 2004.

Napier served as an offensive video graduate assistant at Clemson in 2003 and an on-field graduate assistant coach who worked with the defense during the 2004 sea-

The Napier File

Playing Experience

Four-year letterman and two-year starter at quarterback at Furman (1999-02)...two-time All-Southern Conference selection at quarterback.

Education

B.A. degree in health & exercise science from Furman in 2003.

Coaching Experience

Graduate assistant coach at Clemson (2004)...quarterbacks at S.C. State (2005)...tight ends at Clemson (2006)...recruiting coordinator/tight ends at Clemson (2007).

Bowl Seasons as an Assistant Coach

2004 Peach Bowl...2006 Music City Bowl...2007 Chick-fil-A Bowl.

Personal Data


Born July 21, 1979 in Cookeville, TN...married to the former Ali Lunn.

son. The Tigers were bowl eligible both seasons, including 2003 when Clemson defeated two top-10 teams in Florida State and Tennessee. The victory over #6 Tennessee took place in the Peach Bowl, and it elevated Clemson into the final **AP** and **USA Today** national top 25.

Napier was an outstanding quarterback at Furman. He lettered four years for the Paladins (1999-02) and was a two-time All-Southern Conference signal-caller. A Furman team captain in 2002, he broke the school single-season passing record with 2,475 yards along with the completion percentage record (68.5). He was also a finalist for the 2002 Walter Payton Award, which is given annually to the top offensive player in FCS.

Napier still holds the Furman career record for completion percentage (64.8) and is third in passing yards (4,247). He graduated from Furman with a degree in health & exercise science in 2003.

Napier is a native of Chatsworth, GA and 1998 graduate of Murray County School. In July of 2008, he married the former Ali Lunn, a 2003 Furman graduate.



The Napiers - Ali, Billy



Billy Napier is in his third season as an assistant coach at Clemson. His recruiting prowess has enabled him to be named one of the best recruiters in the nation by Rivals.com.

Assistant Coach André Powell



- **Special Teams Coordinator**
- **Running Backs**
- **2nd Season at Clemson**
- **Indiana '89**



André Powell is in his second season coaching Tiger running backs and his first season as special teams

coordinator. Powell was given the added responsibilities of special teams coordinator after the 2007 season. Clemson running backs and his areas of emphasis within the special teams operation were instrumental reasons that the Tigers finished the season ranked in the top 25 with a nine-win campaign.

Clemson was second in the ACC in rushing in 2007 behind the performance of James Davis and C.J. Spiller. Davis was second in the ACC in rushing with 1,064 yards, as he is on the verge of becoming Clemson's career rushing leader. Spiller was ninth in the ACC in rushing and fourth in all-purpose running with 132.5 yards per game in 2007. Davis and Spiller are among the top running-back combinations in the nation entering the 2008 season.

In terms of special teams, Clemson was 15th in the nation in kickoff return average (23.9). Spiller was 14th in the country individually and had kickoff returns for scores against Duke and Wake Forest in consecutive games, the first Tiger in history to return a kickoff for a touchdown in consecutive contests.

Clemson was also most improved over the course of the 2007 season in kickoff return and

punt return coverage. Powell came to Clemson with a background as a special teams coordinator, and Bowden did not hesitate to give him that title after the 2007 season. Powell is the first Clemson assistant coach to have the special teams coordinator title since 1998.

Powell came to Clemson after a six-year stint at North Carolina, and prior to that, he spent five years coaching running backs and wide receivers at Virginia. He has coached in seven bowl games as a full-time assistant coach, including the 2007 season with the Tiger program. The Indiana graduate has also worked at Army, Virginia Military, and Rhode Island.

Powell worked with some outstanding running backs prior to coming to Clemson, and many went on to noteworthy careers at the NFL level. That list includes former Giant great Tiki Barber, Cardinal running back Thomas Jones, and Steeler Super Bowl Champion Willie Parker.

Powell worked with wideouts and running backs at Virginia. He coached several former Cavaliers who currently play in the NFL, including Jones along with wideouts Germaine Crowell, Charles Kirby, Pat Washington, and Terrence Wilkins.

Powell coached running backs during his first season at Virginia in 1996, then he tutored the wideouts for three years before returning to teach the running backs in 2000. He came to Virginia from Army, where he was the running backs coach in 1995. He also spent the 1991 season at Army as the inside linebackers coach.

The Powell File

Playing Experience

Letterman at Indiana in 1986 and 1987...named Most Improved Player in 1987 as a senior...attended Lees-McRae prior to attending Indiana.

Bowl Participation as a Player

1986 All-American Bowl...1988 Peach Bowl.

Education

B.S. degree in health, physical education, & recreation from Indiana in 1989.

Coaching Experience

Student assistant coach at Indiana (1988)...graduate assistant coach at Indiana (1989)...graduate assistant coach at South Carolina (1990)...inside linebackers at Army (1991)...running backs at Virginia Military (1992)...running backs at Rhode Island (1993,94)...running backs at Army (1995)...running backs at Virginia (1996,00)...wide receivers at Virginia (1997-99)...running backs at North Carolina (2001-06)...running backs at Clemson (2007).

Bowl Seasons as an Assistant Coach

1988 Liberty Bowl...1996 Carquest Bowl...1998 Peach Bowl...1999 MicronPC.com Bowl...2000 Oahu Bowl...2001 Peach Bowl...2004 Continental Tire Bowl...2007 Chick-fil-A Bowl.

Personal Data

Born September 29, 1966 in Lockhart, SC...married to Joann...the couple has one son (André II 12) and two daughters (Alayna 9, Mikala 6).

In between stints with the United States Military Academy, Powell was the running backs coach at Virginia Military in 1992 and Rhode Island in 1993,94.

Powell earned his bachelor's degree in health, physical education, & recreation in 1989 from Indiana, where he was a two-year letterwinner at running back. He was a member of Hoosier teams that participated in the 1986 All-American Bowl and 1988 Peach Bowl, and he was named team's Most Improved Player as a senior.

Powell was the lead blocker for 1,000-yard rusher Anthony Thompson in 1987. Thompson went on to be a 6,000-yard rusher in his Indiana career, and he is still in the top 20 in NCAA history in rushing yards.

He began his coaching career as a student assistant at Indiana during the 1988 season, a year that ended with a victory over South Carolina in the 1988 Liberty Bowl. After two years at Indiana, he was a graduate assistant coach at South Carolina in 1990.

A native of Lockhart, SC, Powell attended Lees-McRae College in Banner Elk, NC for two years (1984,85) before transferring to Indiana.

An avid fisherman, Powell has won several tournaments and has been featured in North Carolina Sportsman magazine.

Powell and his wife Joann have a son, André II (12), and two daughters, Alayna (9) and Mikala (6).



The Powells - Joann, Andre, Mikala, Alayna, Andre II



Assistant Coach Chris Rumph



- Defensive Line
- 3rd Season at Clemson
- South Carolina '94

Chris Rumph is in his third season as the Tiger defensive line coach. He has had a lot to do with Clemson's 17 victories and two bowl appearances over the last two years, including the top-25 finish in 2007.

Clemson has finished in the top 25 in scoring defense, rushing defense, pass efficiency defense, and total defense both seasons he has been on Tommy Bowden's staff. In 2007, the Tigers were in the top 10 in scoring defense and total defense, and his young defensive line had a lot to do with those numbers. He started his Clemson career on March 4, 2006.

One of Rumph's players, Phillip Merling, was the #32 overall pick of the 2008 NFL draft by the Dolphins. Merling was in the top 10 in the ACC in sacks and tackles for loss, and he was a three-time ACC Defensive Lineman-of-the-Week, more than any other player in 2007. Rumph is Merling's uncle, as he had a positive effect on the young man on and off the field for many years.

In 2008, Clemson's defensive line is ranked among the top 10 in the nation according to many preseason publications. Rumph has done an outstanding job molding Dorell Scott and Rashaad Jackson over the last two years, and those 2008 seniors are ready for strong senior seasons.

Rumph came to Clemson after working three seasons as outside linebackers coach at Memphis under former Clemson Head Coach Tommy West. Memphis made three bowl appearances in Rumph's three seasons under West, including bowl wins during the 2003 and 2005 seasons. That means Rumph has coached in a bowl game five consecutive years. Memphis won 24 games during his three years on the staff as well.

The Memphis defense was 23rd in the nation in turnover margin in 2005 when the Tigers posted a 7-5 record. The defensive unit allowed just 125.6 yards per game on the ground, best in Conference USA and 27th in the nation. Two of Rumph's players (Tim Goodwell, Carlton Baker) were the top-two tacklers on the defense. Goodwell led the team in tackles with 102, while Baker had 88, including a team-best five sacks.

Rumph joined the Memphis staff in June of 2003, and he worked with Defensive Coordinator Joe Lee Dunn in developing a solid defensive unit each of the his three years with the program. The 2003 Memphis team won nine games, including a bowl game, and finished ninth in the nation in total defense. One of Rumph's players, Coot Terry, was an All-Conference USA player as well.

In 2004, Goodwell led the team in tackles with 106 stops. Goodwell, Baker, and Quinton McCrary were three of the top four tacklers and accounted for 284 of the team's total tackles. Rumph's linebackers also logged 10 of the team's 23 sacks.

The 2004 Memphis team started 5-1 and was ranked in the top 25 of the AP poll, its first top-25 ranking in school history. The squad also defeated SEC-rival Mississippi for the second straight year.

Rumph joined the Memphis staff after coaching at S.C. State in 2002. While coaching the Bulldogs, he worked with the cornerbacks and safeties. He had previously served as head football coach at Calhoun County High School in Saint Matthews, SC from 1997-01. In addition to his duties as head coach, Rumph also served as offensive coordinator and quarterbacks/running backs coach at Calhoun County High.

A native of Saint Matthews, SC, Rumph worked as a graduate assistant coach at South Carolina during the spring of 1997 prior to being named head coach at Calhoun County High.

Rumph was a four-year football letterman at South Carolina from 1991-94. He first appeared as a red-shirt freshman at outside linebacker, and he was credited with 16 tackles along with a sack in 1991. In 1992, he played nine games at outside linebacker as a sophomore and

The Rumph File

Playing Experience

Lettered four times as a linebacker at South Carolina (1991-94).

Bowl Participation as a Player

1995 Carquest Bowl.

Education

B.S. degree in retail management from South Carolina in 1994.

Coaching Experience

Head coach at Calhoun County High in Saint Matthews, SC (1997-01)...defensive backs at S.C. State (2002)...outside linebackers at Memphis (2003-05)...defensive line at Clemson (2006,07).

Bowl Seasons as an Assistant Coach

2003 New Orleans Bowl...2004 GMAC Bowl...2005 Motor City Bowl...2006 Music City Bowl...2007 Chick-fil-A Bowl.

Personal Data


Born December 21, 1971 in Orangeburg, SC...married to Kila...the couple has two sons (Christopher 9, Elijah 2).

totaled 32 tackles. His first career start that season came in a win at Clemson.


As a junior in 1993, Rumph recorded 41 tackles as a part-time starter on defense. He started the Georgia and Clemson contests, and he turned in stellar efforts against East Carolina and Mississippi State. Rumph caused two fumbles and recovered another fumble in the East Carolina game, and he was credited with six tackles, a sack, and pass breakup against Mississippi State.

In his final season as a starting defensive tackle, Rumph was the Gamecocks' ninth-leading tackler with a career-high 52 stops in 11 regular-season games. He helped South Carolina to a Carquest Bowl bid in Brad Scott's first year as South Carolina's head coach. The Gamecocks recorded their first-ever bowl win in the 1995 Carquest Bowl against West Virginia. Scott is now Clemson's associate head coach and offensive line coach.

Rumph, 36, received his bachelor of science degree in retail management from South Carolina in December of 1994. He and his wife Kila have two sons, Christopher (9) and Elijah (2).



Third-year Assistant Coach Chris Rumph will instruct a veteran defensive line in 2008.



The Rumphs - Kila, Chris, Elijah, Christopher

Assistant Coach Ron West



- Outside Linebackers
- 10th Season at Clemson
- Clemson '79



Ron West is in his 10th season as an assistant on Tommy Bowden's coaching staff and joins Brad Scott as the

only common denominators for the entire Bowden era at Clemson. He has shown his total knowledge of the game, serving as a position coach on both sides of the ball on teams that have finished in the top 25 in the nation. He is just the second assistant coach in Tiger history to serve as a defensive assistant and offensive assistant on top-25 teams.

West is one of the most-experienced and well-rounded coaches on the staff. The 2008 season is his 29th as a Division I assistant coach. He has had 12 years of experience on the defensive side, including seven as a coordinator, and 16 years on the offensive side. That includes five years as an offensive line coach at Clemson, while 2008 marks his fifth year as a defensive coach with the Tigers.

He has helped bring Clemson to new heights, a resurgence similar to the one he helped generate as a player at Clemson in 1977 and 1978. He was a reliable member of the Clemson offensive line under Charley Pell and Danny Ford during his time as a player, helping the Tigers to a 19-4-1 record, two bowl appearances, and two top-20 finishes.

In his nine years at Clemson, the Tigers have won 69 games and played eight bowl games. Clemson has had eight-straight winning seasons, the second-longest streak in school history. He has been on the sidelines for all 133 of Bowden's games as a head coach (Clemson, Tulane).

In 2007, he helped Clemson to a 9-4 record and top-25 finish. The defense was in the top 25 in the nation in all four major categories, including a top-10 finish in scoring defense and total defense.

In 2006, West coached one of Clemson's greatest players in history in Gaines Adams. He became just the second unanimous All-American in school history and was named ACC Defensive Player-of-the-Year. Under West's direction, Adams tied Michael Dean Perry's career record for sacks (28), including 12.5 in 2006, the third-best figure in the nation and second-best in Clemson history. Adams was the #4 overall pick of the 2007 NFL draft.

His 2005 outside linebackers helped Clemson finish in the top 25 in six defensive categories. That included a #11 mark in scoring defense. In 2004, he moved to the defensive line, where he helped Clemson lead the ACC in sacks.

In 1999, West inherited the nation's smallest offensive line and Clemson's youngest starting five interior linemen since 1943. All the offense did was average 403 yards per game, then the third-highest figure in school history, and score 42 touchdowns, fifth-most in Tiger history. His group helped pave the way for an offense that set 26 school records.

The records continued to fall in 2000, as 47 more offensive marks were set, including total offense. Balance was the watchword in 2000, and the play of the offensive line was a key. Clemson was just one of six schools to average at least 200 passing yards and 200 rushing yards.

In 2003, Clemson averaged 420 yards per game, the fourth-highest total in Tiger history. The team's 5.7 yards per play was second-best. The play of the offensive line had much to do with the

Tigers setting records for passing yards, completions, and touchdown passes.

West was a member of two Gator Bowl teams as a reserve offensive lineman in 1977 and 1978. As a Tiger, he saw action in over 200 plays on the right side of the offensive line in 1978. He transferred to Clemson from Marion Institute, where he was a junior college All-American.

The Tigers finished 1978 with an 11-1 record and were ranked #6 in the final AP poll. A versatile player, West started two games that year, including one at right guard against Virginia Tech and one at right

The West File

Playing Experience

A member of two Gator Bowl teams as a reserve offensive lineman for Clemson in 1977 and 1978.

Bowl Participation as a Player

1977 Gator Bowl...1978 Gator Bowl.

Education

B.A. degree in industrial education from Clemson in 1979.

Coaching Experience

Graduate assistant coach at Livingston (1979)...tight ends at East Carolina (Spring 1980)...offensive line at North Texas (1980)...offensive line/special teams at Texas Tech (1981-84)...assistant linebackers at Texas Tech (1985)...defensive coordinator/inside linebackers at Louisiana-Lafayette (1986-91)...assistant head coach/defensive coordinator/inside linebackers at Louisiana-Lafayette (1992)...offensive line at Baylor (1993-96)...running game coordinator at Baylor (1996)...offensive line at Tulane (1997,98)...offensive line at Clemson (1999-03)...defensive line at Clemson (2004)...outside linebackers at Clemson (2005-07).

Bowl Seasons as an Assistant Coach

1994 Alamo Bowl...1998 Liberty Bowl...1999 Peach Bowl...2001 Gator Bowl...2001 Humanitarian Bowl...2002 Tangerine Bowl...2004 Peach Bowl...2005 Champs Sports Bowl...2006 Music City Bowl...2007 Chick-fil-A Bowl.

Personal Data

Born February 12, 1957...married to the former Becky Horne...they have two children (Brad 25, Lori 22).

tackle against Virginia. He spent most of his time as Joe Bostic's backup.

When West first left Clemson, he became a graduate assistant coach at Livingston. He met Bowden shortly thereafter during a four-month stint at East Carolina in the spring, 1980. West went on to coach the offensive line at North Texas in 1980.

In 1981, he joined Texas Tech as an offensive line and special teams coach. He served in that capacity for four years before switching to defense in 1985 as the assistant linebackers coach.

His next stop was Louisiana-Lafayette, where he spent seven years (defensive coordinator, inside linebackers coach). His defenses were among the nation's top 20 in total defense three times.

After leaving Louisiana-Lafayette, he joined Baylor's staff as offensive line coach. The 1994 team was co-winner of the Southwest Conference title. That season, the offensive line helped set the school record for points and touchdowns. In his final year, he served as running-game coordinator.

West joined the Tulane staff in 1997. His influence on the offensive line was felt immediately. The offensive line helped it produce almost 4,700 yards of total offense and a school-record 375 points. The offensive line gave up just 11 sacks.

In 1998, on the way to a 12-0 record, the offensive line helped Tulane become the only school in the nation to average 300 passing yards and 200 rushing yards. The team was among the nation's top 25 in both categories throughout the season.

West and his wife Becky have two children. Brad (25) was a starting linebacker on Appalachian State's 2005 FCS national title team and is now a restricted earnings coach on Jerry Moore's staff. Lori (22) is a student at Tri-County Tech.



The Wests - Brad, Lori, Becky, Ron



Graduate Assistants



Mike Dooley

Graduate Assistant Coach (Offense)

Responsibilities: Graduate assistant coach who works with the offense.


Playing Experience: Defensive end at Furman who lettered from 1993-95...missed his senior year due to injury...had a sack against Clemson in 1994...Furman reached the Division I-AA playoffs his final season...Academic Honor Roll member...graduate

of Stephens County High in Toccoa, GA where he played for four seasons.

Coaching Experience: Assistant coach at Greenville (SC) High from 1998-04; defensive coordinator from 2000-04 and assistant head coach in 2004...in his last three years, Greenville High had a 33-4 record, including 12-1 in 2003...video graduate assistant (defense) at Clemson in 2005,06...graduate assistant coach (offense) at Clemson in 2007.

Education: Earned a degree in health & exercise science from Furman in 1998.

Personal: Born May 1, 1975 in Toccoa, GA...single.



Jeff Scott

Graduate Assistant Coach (Defense)

Responsibilities: Graduate assistant coach who works with the defense.

Playing Experience: Three-year letterman as a wide receiver and holder at Clemson from 2000-02...played on three bowl teams, including the 2000 team that had a 9-3 record and top-15 national ranking.

Coaching Experience: Head coach at Blythewood (SC) High in 2006; that team won the state championship in his first year as a head coach...assistant coach at Presbyterian in 2007.

Education: Earned a degree in secondary education from Clemson in 2003.

Personal: Born December 28, 1980 in Arcadia, FL...married the former Sara McDaniel...son of Clemson Associate Head Coach Brad Scott...his brother John played football and track at Harvard and is now in medical school at Vanderbilt.

Video Graduate Assistants



Daric Riley

Video Graduate Assistant (Defense)

Responsibilities: Graduate assistant who works with the defense on practice and game video.

Playing Experience: Defensive back and special teams player at Charleston Southern who lettered from 1995-98.

Coaching Experience: Graduate assistant defensive backs coach at Charleston Southern in 1999...defensive backs coach at

Fairfield in 2000...quarterbacks coach, defensive backs coach, special teams coach, strength & conditioning coordinator, and junior college recruiting coordinator at Pikeville in 2001,02...defensive backs coach and special teams coach at Newberry in 2003...defensive backs coach and special teams coach at Truman State from 2004-06...video graduate assistant (defense) at Clemson in 2007.

Education: Earned a degree in science & physical education as well as science & psychology from Charleston Southern in 1998.

Personal: Born June 29, 1977 in Sycamore, IL...single.



Ryan Sulkowski

Video Graduate Assistant (Offense)

Responsibilities: Graduate assistant who works with the offense on practice and game video.

Playing Experience: Offensive lineman at Valdosta State who lettered from 1996-98.

Coaching Experience: Graduate assistant coach at Valdosta State from 1998-01...tight ends and running backs coach at

Lenoir-Rhyne in 2001,02...running game coordinator and offensive line coach at Austin Peay in 2002,03...recruiting coordinator and offensive line coach at Chowan in 2003,04...assistant head coach, offensive coordinator, quarterbacks coach, running backs coach, and wide receivers coach at Hargrave Military Academy from 2004-06...video graduate assistant (offense) at Clemson in 2007.

Education: Earned a degree in education from Valdosta State in 2001.

Personal: Born January 23, 1978 in New Brunswick, NJ...married to the former Heather Daniels.

Football Administration



Donald Hymel

Assistant AD • High School Relations

Donald Hymel is in his 10th season with the Clemson football program and currently serves as assistant athletic director for high school relations. Some of his other emphasis areas include working with professional scouts, handling coaches clinics and summer camps, team travel, handling official and unofficial campus visits by recruits, and serving as the liaison for ACC referees at

Clemson home games.

Hymel came to Clemson after a three-year stint as the assistant equipment manager at Tulane. In 1998, he served as an administrative assistant with the Green Wave program in addition to his duties of assistant equipment manager.

While at Tulane, Hymel (pronounced HEE-mehl) also assisted the football program in conducting such activities as the annual coaches' clinic, alumni golf tournament, summer camp, and kickoff cruise.

Hymel (45) was the head football equipment manager at Nicholls State before accepting his position at Tulane. He is familiar with the ACC, as he worked as a student assistant in North Carolina's recruiting office.

Hymel is a 1988 graduate of Louisiana State, where he was a student equipment manager. He also performed postgraduate studies at the U.S. Sports Academy in Mobile, AL.



Andy Johnston

Associate AD • Football Operations

Andy Johnston is in his 12th year with the Clemson football program and currently serves as associate athletic director for football operations. His responsibilities with the team include managing the program's day-to-day operations. Although this is his 12th year with the football program, he has been involved with the Clemson athletic department for 26 years. From 1983-97, he was the winningest women's tennis coach in Clemson history.

In those 15 years, Johnston guided his squads to five consecutive ACC titles (1983-87), 12 top-25 finishes, and six NCAA Tournaments. He was ACC Coach-of-the-Year for the fourth time and Southeast Region Coach-of-the-Year for the second time in 1993. Seven players he coached at Clemson were named to the ACC 50-Year Anniversary team in 2002.

Johnston had a 254-160 Clemson record and 263-167 career mark. He was the coach at Furman in 1982 before coming to Clemson. His best season at Clemson was his rookie year when the team had a 30-5 record and finished #7 in the polls. That team won all nine flights of the ACC Tourney, the only tennis team in Tiger history to do that. He coached former Lady Tiger Gigi Fernandez, who was inducted into the Clemson Hall of Fame in 2005.

Johnston played for Clemson on the hardcourt and earned his degree in administrative management in 1979. He then served as the assistant men's tennis coach for the 1980 season before moving on to Furman.

Johnston (51) is a native of Summerville, SC. He is married to the former Sophie Woorons. He has a daughter Kiera (18) and a son Noah (1). A second daughter Caylynn passed away in 2008.

Office Administration



Jennifer Benton
Administrative Assistant,
Defense



Beth Douglas
Administrative Assistant,
Head Coach Tommy Bowden



Jill Williams-Wilks
Administrative Assistant,
Recruiting



Ren Windham
Administrative Assistant,
Offense

NCAA Compliance



This brief NCAA rules education is aimed at outlining basic recruiting rules to help potential Tiger students-athletes and parents better understand the extensive process. Clemson University is committed to recruiting and conducting our athletic program with the highest level of integrity. If you have questions about NCAA rules, please contact Clemson's compliance services at (864) 656-1580 or through our website at ClemsonTigers.com and click on compliance.

Important NCAA Terms

Academic Credentials - A prospect should check with his high school guidance office to see if he is taking classes that will meet NCAA eligibility standards. A prospect should do this early - prior to his sophomore year - and keep track of core courses. A prospect will need to take either the ACT or SAT for NCAA certification.

Contact - NCAA rules define a contact as a face-to-face interaction with a prospect and/or his parents off Clemson's campus by a coach. The NCAA sets a contact period for football prospects from late November through the end of January. That is the only time coaches can meet with a prospect away from the Clemson campus.

Core Courses - Courses at a prospect's high school that are considered college preparatory. The NCAA requires 16 core courses are required, including four in English, three in math, two in science, one additional from English, math, or science, two social sciences, and four additional courses. A high school prospect's guidance counselor will have a list of the school's core courses (48H), or visit the NCAA Eligibility Center's website at NCAAClearinghouse.net for more information.

Dead Period - Recruiting period when coaches may not have face-to-face contact with prospects on or off campus. Coaches may continue to telephone and write a prospect.

Evaluation - In April and May of a prospect's junior year, coaches will come to a prospect's high school, and review his athletic and academic credentials with his coach. In the fall, they may watch a prospect compete one time, but they will not have any contact.

Home Visit - During the contact period, a senior prospect may invite college coaches to his home to meet his parents, and to talk in detail about the football program and academic offerings at any college the prospect is considering.

Prospect - Any student who has entered the ninth grade. Once a person becomes a prospect, NCAA rules define how college coaches can interact with that prospect.

Receiving Mail - Prior to September 1 of a prospect's junior year, NCAA rules allow Clemson to mail a questionnaire, NCAA educational information, and a summer-camp brochure to a prospect. After September 1 of the prospect's junior year, coaches can provide a prospect with personalized letters, a media guide, and copies of newspaper articles. A prospect can receive a football game program when he visits the Clemson University campus.

Recruiting - A term used to describe the process of acquainting a prospect with a college and the coaches of that college who are striving to learn more about a prospect. Only coaches can recruit - no one else is permitted to persuade a prospect to play sports at a particular college.

Standardized Test - A prospect must take the ACT or SAT before enrolling in college full-time. A prospect may take the ACT or SAT more than once and use the best subscore from different tests to achieve the highest score. Both Clemson and the NCAA Eligibility Center require scores to be reported directly from the testing agency. When registering for the test, list the Eligibility Center Code (9999) and Clemson (3842 (ACT), 5111 (SAT)). Clemson University admissions requires students to present either an ACT or SAT writing score. The writing score will not be used to determine a prospect's qualifier status.

Telephone - Clemson football coaches can call a prospect once in May during the prospect's junior year. After September 1 of a prospect's senior year, a coach can call a prospect only once a week. A prospect can expect unlimited calls during the contact period, before his official visit and once the prospect has signed a National Letter of Intent (NLI).

Frequently Asked Questions

- **Are a prospect's parents invited for an official visit?** Yes. NCAA rules allow a school to provide lodging and meals for parents or legal guardians who accompany their child. However, NCAA rules do not allow schools to provide transportation for parents unless they drive with their son.
- **Can a prospect visit Clemson anytime during his high school career?** Yes. A prospect can have his high school coach call Clemson coaches to set up an unofficial visit. He can attend a football game and talk with Tiger coaches, and it does not count as a contact when it is on Clemson's campus. There are times when a prospect cannot visit - NCAA rules refer to them as "dead periods," and coaches will not schedule to meet with a prospect during that time period.

Contact Information

Compliance Services Directors: Stephanie Ellison, Courtney Vinson, Brad Woody
Administrative Assistant: Kellie Williams
Compliance Services Phone: (864) 656-1580
Compliance Services Fax: (864) 656-1243
Compliance Address: P.O. Box 31; Clemson, SC 29633
Overnight Address: Jervy Athletic Center; 100 Perimeter Road; Clemson, SC 29634
Compliance Website: ClemsonTigers.com/Compliance/clem-Compliance.html

- **Can IPTAY members help recruit me?** No. NCAA rules are clear; only Clemson coaches can telephone, contact, and evaluate a prospect. Only college coaches can offer unofficial/official visits.
- **What is a National Letter of Intent (NLI)?** It is a contract; a prospect and his parents sign a promise that the prospect will attend a particular college. In return, that college promises a prospect financial aid. A prospect signs a national letter of intent during his senior year (in February for football). Once the prospect signs it, he cannot be recruited by any other institution, and it is a binding contract for the prospect's first year in college at the school that provides the national letter of intent.
- **What is an official visit?** A prospect is allowed to take a total of five official visits (one per institution), which are expense-paid. Before the official visit, the prospect must present his high school transcript, proof of an ACT, PACT, SAT, or PSAT test, and be registered with the NCAA Eligibility Center. Official visit invitations are extended by Clemson coaches only. Official visits may not be taken prior to the first day of classes during the prospect's senior year of high school.
- **What is the NCAA Eligibility Center?** It is the agency that certifies a prospect's initial academic and amateur eligibility for NCAA Division I and Division II. A prospect should register with the NCAA Eligibility Center at the conclusion of his junior year in high school online at www.NCAAClearinghouse.net. Cost is \$50 and remember to keep the PIN in a place for easy retrieval. A prospect should request the guidance counselor to send a transcript after his junior year and final transcript after graduation. A prospect should also request a final amateur decision beginning on April 1 of his senior year.

Football Support Staff



Danny Poole

Director of Sports Medicine

Danny Poole is in his eighth season as Clemson's Director of Sports Medicine, but he is a veteran of more than 25 years working in the Tiger athletic training facility. He supervises the athletic training needs of all student-athletes, but his primary area of emphasis is with the football program. He has 28 years of full-time experience in the athletic training field.

Poole (51) served as head athletic trainer for the Carolina Chargers of the American Football Association in 1979. In 1980, he became an assistant trainer at Memphis. During his career as a full-time assistant there, he earned his master's degree in health education. He came to Clemson in 1984 as an assistant under Clemson trainer Fred Hoover.

A 1979 Western Carolina graduate, Poole earned a bachelor's degree in health & physical education. He was student trainer for the Catamounts for four years. He was published in the **NATA Journal** in 1979, "The D.P. Method for Blisters" as a student at Western Carolina.

Poole was honored in 2001 by his peers with the Athletic Trainers Service Award. The award is presented by the National Athletic Trainers Association to role models who are future leaders of the training profession. The Charlotte, NC native is married to the former Beth Morgan, and the couple has two daughters, Jacqui Elaine (21) and Abby Blair (19).



Alphonso Smith

Director of Equipment

Alphonso Smith is in his 13th season at Clemson, and he is in his ninth year overseeing all equipment operations. Smith served as a basketball manager during his undergraduate and graduate years at Clemson from 1985-92. He was a member of the staff of Clemson's only ACC regular-season championship team in history (1990). Smith also served as a graduate assistant in 1992.


Smith worked as assistant equipment supervisor at Memphis for three seasons. His responsibilities were assisting with the football program, and he was in charge of men's and women's basketball, women's golf, and men's and women's track.

Smith is a 1991 graduate of Clemson, as he earned his degree in social science secondary education. He is a member of the Athletic Equipment Managers Association and serves as newsletter editor for District III. He was named Equipment Manager-of-the-Year for District III in 2006-07 as well.

Smith is married to the former Kim Teel of Omaha, NE. The couple has a son, Andru Christopher.



President James F. Barker



In addition to being a teacher and a leader, James F. Barker is an architect, an artist, and a builder of one of the nation's most-rapidly improving public universities...Clemson. Barker came to the office in 1999

with a clear vision and goal of making Clemson one of the nation's top-20 public universities...an institution that draws outstanding faculty and students, provides an unmatched academic experience, and helps drive the state's economic development.

A 1970 Clemson graduate, Barker has said, "South Carolina needs a top-tier research university, and our students deserve to have access to a top-tier education without leaving their home state. Building Clemson's academic, research, and service programs to the level where we can compete with anyone will benefit our state, our students, and our alumni."

Clemson, already South Carolina's top-ranked national public university, is making strides toward that goal. During Barker's presidency, the university has:

- been recognized as **Time Magazine's** "Public College-of-the-Year" and twice ranked #1 among the "Best Places to Work in Academia" by **The Scientist Magazine**;
- been ranked among the nation's top-30 public universities by **U.S. News & World Report**;
- developed and implemented an academic "Road Map" with eight emphasis areas aligned with South Carolina's economic needs;
- launched major new education and research-based economic initiatives, including the Clemson University International Center for Automotive Research (CU-ICAR) in Greenville, the Center for Advanced Materials in Anderson County, and the Clemson University Restoration Institute in North Charleston;
- redesigned the general education curriculum to focus on learning outcomes and give undergraduates more opportunities for study abroad, service-learning, and research;
- developed an innovative undergraduate research program called "Creative Inquiry," which pairs small teams of students with a senior faculty member on multi-year voyages of discovery;
- set new records for students applications (at both the undergraduate and graduate levels), private giving, external research support, and study-abroad participation;
- opened a new "European portal" with the launching of the Thomas Green Clemson University Center in Brussels, Belgium.

Working with state leaders and private industry partners, Barker has steered Clemson into a greater economic development role. The first technology neighborhood at the CU-ICAR campus near I-85 is complete, and classes are being taught at the Campbell Graduate Engineering Center there.



Head Coach Tommy Bowden and President Jim Barker have worked together in their current positions for nearly a decade.

Planning has begun for Technology Neighborhood II. Leading the academic programs are distinguished professors brought to the state to hold endowed chairs established under the South Carolina Research Centers of Excellence Act. Three of the four chairs devoted to automotive engineering (funded by financial support from BMW, Michelin, and Timken) have been filled.

Clemson is also investing more than \$80 million to support an advanced materials industry cluster. The linchpin is the Advanced Materials Research Laboratory, located at the Advanced Materials Center off I-85 in Anderson County (formerly known as Clemson Research Park). The facility includes one of the nation's top optical materials and electron microscopy laboratories. Ground was broken in June of 2008 for a new Innovation Center, which will provide space for startup companies that spin off from Clemson research advances.

Barker is a leading voice in higher education, not only in South Carolina but nationwide. He currently chairs the Division I Committee of the NCAA Board of Directors and delivered a keynote address at a symposium in Washington, D.C. on Global Best Practices in science & technology parks. It was sponsored by the U.S. National Academy of Sciences in cooperation with the Association of University Research Parks, and his topic was CU-ICAR. His essay, "The Architect as University President," was published in **The Chronicle of Higher Education** in March of 2008.

For his leadership, Barker has received the Order of the Palmetto, South Carolina's highest civilian honor, and The Cliff's Business Person-of-the-Year Award from **Greenville Magazine**. He also received the James T. Rogers Meritorious Service Award from the Southern Association of Colleges & Schools.

As Clemson's President, Barker remains committed to the classroom. Each spring, he is part of a team that teaches an undergraduate course exploring "a sense of place" in architecture, literature, and history.

In presenting Barker with the Distinguished Alumnus Award in 2005, Washington University Chancellor Mark Wrighton said, "James F. Barker has taken the architectural skills and knowledge required to design a building and applied them to the future of a university. His architect's vision, collaborative instincts, and sense of place are rapidly pushing Clemson up through the ranks of the nation's top public universities. He has become a leader in national academic circles by creating a new model of education, building interdisciplinary partnerships among the professional schools and the basic curriculum by tearing down artificial walls between disciplines."

A native of Kingsport, TN, Barker earned his bachelor of arts degree from Clemson in 1970 and his master of architecture & urban design degree from Washington University in Saint Louis, MO in 1973. He and his wife Marcia have a son Jacob and daughter-in-law Rita Bolt, and another son Britt.



Jim & Marcia Barker along with Terry Don & Tricia Phillips

Athletic Director Terry Don Phillips



For a person who has coached and worked in athletics administration his entire career, it may be surprising that Dr. Terry Don Phillips defines his passion and drive as Clemson's athletic director by his recent inclusion as one of the

100 Most Influential Sports Educators in America, as named by The Institute for International Sport at the University of Rhode Island. The institute's objective involved a four-year process and resulted in a list that spans scholars, Olympians, coaches, and other industry leaders "who have creatively and effectively used sport in the very best way, as a means to educate and shape positive values."

Phillips' athletic career and academic pursuits epitomize that desire. Perhaps still the only Division I athletic director with both a doctorate and law degree, he uniquely blends the discipline and inspiration created on each side of campus. In his seventh year at Clemson, he has firmly put his imprint on the University and Tiger athletics through his leadership toward a balanced, positive environment for success.

Those influences are obvious in his strategic plan for Tiger athletics, which provides for a model program that can compete at the highest levels with academic integrity, concern for the student-athlete, financial responsibility, and in full compliance.

By far, Phillips' deepest professional satisfaction is reflected in the young man or woman who defies the rigor and challenges of a student-athlete, achieves in the classroom, triumphs in competition, acquires healthy life skills, and leaves Clemson with a degree, fully prepared for a bright future.

Phillips' leadership is obvious both visually and through the vast improvements in Clemson's facilities, most notably the new WestZone at Memorial Stadium. Through a practical and steady fiscal approach, the first phase of the \$57-million project was completed in the fall of 2006 with the installation of new locker rooms and 1,000 private luxury club-level seats.

The Phase II funding, which includes a comprehensive football facility and new strength training center for the program, has been finalized, and construction began in the summer of 2008. When complete, the Jervey and McFadden buildings will undergo a makeover for the men's and women's Olympic sports.

Other improvements have taken place at many other athletic facilities, contributing to the program's all-around performance in 2007-08. Eight Tiger programs finished in the top 25 for the second straight year.

The Clemson football and men's basketball teams both finished in the final top 25 of their respective AP polls. That was just the third time in school history that had been achieved, including the first time since the 1989-90 academic year. Clemson was one of just five programs nationally ranked in the top 25 of both sports.

Clemson's women's programs had a strong


year, as the women's tennis and volleyball teams claimed ACC Championships. Both of those programs, plus the young rowing program, received NCAA bids and were ranked in the final top 25.

From an academic standpoint, all of Clemson's sports programs performed strongly in terms of the NCAA's graduation success rate and APR statistics. The student-athletes combined to earn a 2.89 GPA for the 2007-08 academic year, with eight sports programs scoring at least a 3.0 GPA in one of the two semesters. The football program scored its highest team GPA on record as well.

Phillips was recognized nationally for his performance at Clemson in June of 2006 when he was honored by NACDA (National Association of Collegiate Directors of Athletics) as the 2005-06 GeneralSports Turf Systems Athletic Director-of-the-Year for the Southeast Region of FBS. He was one of just four FBS athletic directors honored at the annual convention in New Orleans, LA.

Excellence in academics has been a constant on his resumé. He has an undergraduate degree from Arkansas (1970), a master's from Virginia Tech (1974), a doctorate from Virginia Tech (1978), and a law degree from the University of Arkansas School of Law (1996). He is a member of the Arkansas Bar, American Bar Association, and the Sports Lawyers Association.

Phillips remains a classroom presence by teaching a sports law section in Clemson's Accountancy & Legal Studies department. In addition, he is past chair of the NCAA Division I Infractions Appeals Committee. He has written on diverse areas, such as antitrust and the NCAA, student-athlete welfare, alternative dispute resolution, and Title IX. His doctoral dissertation on Title IX involved an historical review of the law and was the first national study of Title IX implications on college athletic



Terry Don Phillips, in his seventh season as head of the athletic department, teaches an undergraduate law course at Clemson.

programs. This research spawned his intent and desire to study law.

From an experience standpoint, Phillips has worked in nearly all phases of college athletics. He coached on the football staff at Virginia Tech, supervised spring sports and student-athlete enrichment at Florida, handled athletic fundraising at Missouri and Arkansas, and had 15 years experience as an athletic director, including 13 at the Division I level, prior to his appointment at Clemson, coming from Oklahoma State.

Football was transformed from a perennial losing status to defeating Oklahoma during five of the eight years he was associated with Oklahoma State (1994-02). For this, he received the National Football Foundation Oklahoma Chapter Outstanding Contribution to Amateur Football Award in 2002. Additionally in 2006, he was named one of the top-25 most influential people in the history of Oklahoma State Athletics by **GoPokes Magazine**.

When it came to success on the field and in the classroom, Oklahoma State's programs were among the Big 12's best. The achievements of the program included two national titles in men's golf, a men's basketball Final Four, two trips to the College World Series, 13 Big 12 titles, and 11 individual national champions along with 53 academic All-Americans.

Before leading Oklahoma State, Phillips served as senior associate athletic director at Arkansas from 1988-94. He ran the daily operations and had oversight of facility projects for the men's programs, and he was president of the Razorback Foundation.

Phillips was the athletic director at Liberty (1980-81) and Louisiana-Lafayette (1983-88). He was also an assistant athletic director at Missouri (1981-83) and began his administrative career in 1979 as an assistant athletic director at Florida.

Phillips began his career in college athletics coaching football. He started as a graduate assistant at Arkansas in 1970 and 1971. He moved on to Virginia Tech as an assistant coach from 1971-78 before joining the ranks of athletic administration.

Winning has been on Phillips' resumé since his playing days at Arkansas. He lettered on three Frank Broyles teams (1966,68,69), where he and his brother Loyd, an Outland Trophy winner, were starting defensive tackles. Arkansas had a 27-5 record in the three years, played in two Sugar Bowl games, and played in the memorable 1969 National Championship game against Texas.

In addition to Phillips' tenure with the NCAA Infractions Appeals Committee, he also serves on the NCAA Select Committee for At-Risk Student-Athletes and works with the NCAA certification program. He currently serves on several ACC Committees...chair of the Committee on Infractions & Penalties, Committee on Awards, Television Committee, Men's Basketball Committee, and Football Committee.

Phillips has two children, John Dennis (31) and Sarah-Jane (28), and three stepchildren, Meagan (19), a sophomore at Clemson and proud member of Tiger Band, Marshall (18), and Madison (16). His wife Tricia is a graduate of the University of Missouri School of Journalism and earlier enjoyed a career in athletics and development. She is now active in the Clemson and Seneca communities.





Athletic Department Staff



David Abernethy
Senior Assistant Strength & Conditioning Coach



Rick Bagby
Video Services Director



Joey Batson
Director of Strength & Conditioning



Michelle Bensman
Assistant Athletic Trainer



Sam Blackman
Senior Associate Sports Information Director



Tim Bourret
Assistant Athletic Director, Sports Information




Dr. Larry Bowman
Team Orthopedic Surgeon



Rebecca Bowman
Associate Athletic Director, Academic Services



Donna Bullock
Assistant Athletic Trainer



Charlie Bussey
Tiger Letterwinners Association Coordinator



Steve Coleman
Information Technology Consultant



Bobby Couch
Executive Director of Major Gifts




Bill D'Andrea
Senior Associate Athletic Director, External Affairs



Jeff Davis
Assistant Athletic Director, Major Gifts Program



Bobby Douglas
Director of Academic Services



Mike Echols
Supervisor of Athletic Grounds



Stephanie Ellison
Assistant Athletic Director, Compliance Services



Tony Eubanks
Team Advisor




Travis Furbee
Assistant Athletic Director, Ticket Operations



Wayne Gibson
Assistant Ticket Operations Manager



Phil Grayson
Associate Athletic Director, Administration



Larry Greenlee
Assistant Director of Strength & Conditioning



Henry Guess
Assistant Video Services Director



David Helms
Assistant Strength & Conditioning Coach



Bert Henderson
IPTAY Executive Director



Brian Hennessy
Associate Sports Information Director



Van Hilderbrand
Associate Athletic Director, Event Manager



Katie Hill
Senior Associate Athletic Director, Internal Affairs



Dr. Loreto Jackson
Performance Coordinator



Wayne Jenness
Director of Donor Services

Athletic Department Staff



Les Jones
Associate Athletic Director,
Capital Improvements



Libby Kehn
Assistant Sports Information
Director, Website Coordinator



Barbara Kennedy-Dixon
Associate Athletic Director,
Senior Women's Administrator



Larry LaForge
NCAA/ACC Representative



Chad Lampman
Assistant Video Services
Director



Christine Long
Assistant Sports Information
Director



Bob Mahony
Assistant Director of Major Gifts



Tim Match
Associate Athletic Director,
Marketing & Sponsorship



Tina Middleton
Assistant Ticket Operations
Manager



Matt Money
Supervisor of Athletic Facilities



Mike Money
Director of Marketing



Dr. Terry Don Phillips
Athletic Director



Danny Poole
Director of Sports Medicine



Jerome Razayeski
Assistant Athletic Trainer



Abe Reed
Football Equipment Manager



Dr. Len Reeves
Team Physician



Robert Ricketts
Associate Athletic Director,
Facilities & Grounds



Josh Runion
Assistant Equipment Manager



John Seketa
Assistant Athletic Director,
Promotions



Philip Sikes
Assistant Sports Information
Director



Alphonso Smith
Director of Equipment



Lynn Sparks
Director of Sales



Robbie Stewart
Assistant Athletic Trainer



Courtney Vinson
Director of Compliance
Services



Gary Wade
Assistant Athletic Director,
Facilities



Linda White
Community Services Director



Jason Wilson
IFTAY Assistant Director



Mike Wilson
Assistant Equipment Manager



Brad Woody
Assistant Athletic Director,
Compliance Services



Kyle Young
Assistant Athletic Director,
Administration

Athletic Department Staff Directory

General Information

Location: Clemson, SC 29633
Founded: 1889
Enrollment: 17,585
Nickname: Tigers
Colors: Burnt Orange (PMS 165) & Northwest Purple (PMS 268)
Conference: Atlantic Coast
Stadium: Memorial
Field: Frank Howard (Natural Grass)
Capacity: 81,500 (not including standing room)
First Year of Stadium: 1942
Press Box Phone Number: (864) 654-3326
Athletic Department Address: P.O. Box 31; Clemson, SC 29633
Athletic Department Fax: (864) 656-0299
Tickets: 1-800-CLEMSON
Website: ClemsonTigers.com

Administrative Staff


President: James F. Barker (Clemson '70)
NCAA/ACC Representative: Larry LaForge (Clemson '70)
Athletic Director: Dr. Terry Don Phillips (Arkansas '70)
..... Office - (864) 656-2218
Senior Associate Athletic Director/External Affairs: Bill D'Andrea (Indiana State '73)
..... Office - (864) 656-7795
Senior Associate Athletic Director/Internal Affairs: Katie Hill (Central Arkansas '77)
..... Office - (864) 656-0128
Associate Athletic Director/Administration: Phil Grayson (Indiana-South Bend '89)
..... Office - (864) 656-0396
Associate Athletic Director/Academic Services: Rebecca Bowman (Winthrop '76)
..... Office - (864) 656-0541
Associate Athletic Director/Event Manager: Van Hilderbrand (Clemson '74)
..... Office - (864) 656-0718
Associate Athletic Director/Capital Improvements: Les Jones (Clemson '70)
..... Office - (864) 656-2017
Associate Athletic Director/Marketing & Sponsorship: Tim Match (Bowling Green '85)
..... Office - (864) 656-2911
Associate Athletic Director/Facilities & Grounds: Robert Ricketts (Erskine '71)
..... Office - (864) 656-0157
Associate Athletic Director/Senior Women's Administrator: Barbara Kennedy-Dixon (Clemson '83)
..... Office - (864) 656-1918
Assistant Athletic Director/Administration: Kyle Young (Clemson '02)
..... Office - (864) 656-2247
Assistant Athletic Director/Major Gifts Program: Jeff Davis (Clemson '84)
..... Office - (864) 656-0388
Assistant Athletic Director/Facilities: Gary Wade (Nebraska '78)
..... Office - (864) 656-2017
Assistant Athletic Director/Compliance Services: Stephanie Ellison (Clemson '98)
..... Office - (864) 656-0541
Assistant Athletic Director/Compliance Services: Brad Woody (Clemson '99)
..... Office - (864) 656-6582
Assistant Athletic Director/Promotions: John Seketa (Southern Illinois-Edwardsville '81)
..... Office - (864) 656-1923
Assistant Athletic Director/Ticket Operations: Travis Furbie (West Virginia '97)
..... Office - (864) 656-2118
Assistant Athletic Director/Sports Information: Tim Bourret (Notre Dame '77)
..... Office - (864) 656-1926
Senior Associate Sports Information Director: Sam Blackman (Clemson '85)
..... Office - (864) 656-1924
Associate Sports Information Director: Brian Hennessy (Clemson '98)
..... Office - (864) 656-1921
Assistant Sports Information Directors: Christine Long (Clemson '05)
..... Office - (864) 656-1920
..... Philip Sikes (Clemson '02)
..... Office - (864) 656-1985
Assistant Sports Information Director/Website Coordinator: Libby Kehn (Clemson '02)
..... Office - (864) 656-4218
SID Graduate Assistants: Kelly Croughwell (Clemson '06)
..... Jeff Kallin (Clemson '07)
..... Amanda Wolk (Clemson '07)
SID Student Assistants: Ashley Adams, Ashley Earle, Brittney Earle,
..... Chelsea Earle, Katrina Eddie, Vickie Long,
..... Trey McCurry, William Qualkinbush, Kristin Watkins
Director of Compliance: Courtney Vinson (Florida A&M '03)
..... Office - (864) 656-3901
Director of Academic Services: Bobby Douglas (Clemson '79)
..... Office - (864) 656-0964
Information Technology Consultant: Steve Coleman (Clemson '91)
..... Office - (864) 656-1029
Performance Coordinator: Dr. Loreto Jackson (Miami (FL) '96)
Director of Sales: Lynn Sparks (Winthrop '77)
..... Office - (864) 656-4288

Director of Marketing: Mike Money (Clemson '00)
..... Office - (864) 656-2978
IPTAY Executive Director: Bert Henderson (Mars Hill '78)
..... Office - (864) 656-2115
IPTAY Assistant Director: Jason Wilson (Clemson '01)
Director of Donor Services: Wayne Jenness (Clemson '90)
Executive Director of Major Gifts: Bobby Couch (Wofford '89)
Assistant Director of Major Gifts: Bob Mahony (Clemson '76)
Community Services Director: Linda White (Winthrop '70)
Tiger Letterwinners Association Coordinator: Charlie Bussey (Clemson '57)
Assistant Ticket Operations Managers: Wayne Gibson, Tina Middleton
Supervisor of Athletic Facilities: Matt Money (Clemson '01)
Supervisor of Athletic Grounds: Mike Echols (Clemson '85)
Director of Sports Medicine: Danny Poole (Western Carolina '79)
..... Office - (864) 656-2113
Assistant Athletic Trainers: Michelle Bensman (Ohio '05)
..... Jermile Brooks (College of Charleston '01)
..... Donna Bullock (Southwest Louisiana '88)
..... Travis Johnston (Clemson '01)
..... Jerome Razayeski (Georgia Tech '97)
..... Robbie Stewart (Clemson '97)
Team Physician: Dr. Len Reeves (Medical University of South Carolina '90)
Team Orthopedic Surgeon: Dr. Larry Bowman (Medical University of South Carolina '74)
Director of Equipment: Alphonso Smith (Clemson '91)
..... Office - (864) 656-1912
Assistant Equipment Managers: Josh Runion (Clemson '05)
..... Mike Wilson (Clemson '02)
Graduate Equipment Managers: Blake Edwards (Clemson '06)
..... D.J. Gordon (South Carolina '08)
Director of Strength & Conditioning: Joey Batson (Newberry '85)
..... Office - (864) 656-2221
Assistant Director of Strength & Conditioning: Larry Greenlee (Clemson '95)
Senior Assistant Strength & Conditioning Coach: David Abernethy (Western Carolina '99)
Assistant Strength & Conditioning Coaches: David Helms (South Carolina '86)
..... Dennis Love (Catawba '00)

Football Staff

Head Coach: Tommy Bowden (West Virginia '77)
..... Office - (864) 656-2796
Associate Head Coach/Offensive Line: Brad Scott (South Florida '79)
..... Office - (864) 656-1907
Defensive Coordinator/Defensive Backs: Vic Koenning (Kansas State '83)
..... Office - (864) 656-1903
Offensive Coordinator/Quarterbacks: Rob Spence (Iona '81)
..... Office - (864) 656-1906
Assistant Head Coach/Wide Receivers: Dabo Swinney (Alabama '93)
..... Office - (864) 656-1901
Inside Linebackers: David Blackwell (East Carolina '97)
..... Office - (864) 656-1905
Recruiting Coordinator/Tight Ends: Billy Napier (Furman '03)
..... Office - (864) 656-1902
Special Teams Coordinator/Running Backs: André Powell (Indiana '89)
..... Office - (864) 656-1904
Defensive Line: Chris Rumph (South Carolina '94)
..... Office - (864) 656-1900
Outside Linebackers: Ron West (Clemson '79)
..... Office - (864) 656-1909
Graduate Assistant Coaches: Mike Dooley (Furman '98)
..... Jeff Scott (Clemson '03)
Video Services Director: Rick Bagby (North Carolina '95)
..... Office - (864) 656-1965
Assistant Video Services Directors: Matt Glenn (Clemson '05)
..... Henry Guess (Clemson '95)
..... Chad Lampman (Clemson '03)
Video Graduate Assistants: Daric Riley (Charleston Southern '98)
..... Ryan Sulkowski (Valdosta State '01)
Video Student Assistants: Jose Arias, Sarah Barron, Daniel Bjork,
..... Riley Cummings, Andy Hazle, Chris Lewis,
..... Ford McDonald, Taylor Myers, Jim Palmer, Jonathan West
Associate Athletic Director/Football Operations: Andy Johnston (Clemson '79)
..... Office - (864) 656-1908
Assistant Athletic Director/High School Relations: Don Hymel (Louisiana State '88)
..... Office - (864) 656-1915
Team Advisor: Tony Eubanks (Tennessee Temple '83)
Football Equipment Manager: Abe Reed (Houston '97)
Student Managers: Drew Bradshaw, Dalton Coker, Jeff Davis, Kyle Evans,
..... Laura Hoover, Brian Kisco, Travis McClam, Mike Mudge,
..... Ben Newport, Will Shuler, April Wade, D.J. Wilhoite
Student Trainers: Darren Bailey, Frankie Bennett, Matt Berenbrok, Russ Clark,
..... West Cox, Caleb Gaston, Chris Hopkins, Josh Vaughan, Hanna Waitt,
..... Will Wantland, Anna Wingard, Justin Wingard, Clayton Worthy, Kristin Wuellner

This is Clemson University




**DEATH VALLEY ISN'T THE ONLY PLACE
TO HEAR YOUR NAME CALLED.**





Clemson University



Thomas Green Clemson (pictured left) believed that South Carolina needed an institution of higher education dedicated to science and agriculture. With his belief came the foundation that was laid for Clemson Agricultural

College. On April 6, 1888, Thomas Clemson died, leaving most of his estate to the state of South Carolina with the purpose of establishing a college that would teach scientific agriculture and the mechanical arts to the young people of South Carolina.

The college formally opened its doors in 1893 with an enrollment of 446 students. As an all-male military school, the college quickly became recognized across the nation as an important part of the national system of state universities and land-grant colleges. In 1955, Clemson became a civilian co-educational college. As the school expanded its academic offerings and research pursuits, the state legislature renamed it Clemson University in 1964.

Today, the University is much more than Thomas Clemson could have ever envisioned. The campus is located on 1,400 acres of beautiful rolling hills on what once was the plantation of former U.S. Vice-President John C. Calhoun. Landmarks such as Fort Hill, the former home of the Clemsons and the Calhouns, Tillman Hall with its clocktower and Carillon Garden, the statue of Thomas Green Clemson, and the outdoor amphitheater all help retain the air of tradition.

The Clemson Education

- **U.S. News & World Report** ranked Clemson the leading national university in South Carolina and #27 among the nation's top public universities in September of 2007. The university's goal is to be one of the top-20 public universities in the nation. Clemson has improved 47 spots since 1997.

General Information

Founded:	1889
Total Enrollment (2007-08):	17,585
Undergraduate Enrollment (2007-08):	14,639
Graduate Enrollment (2007-08):	2,946
Freshman Class Enrollment (2007-08):	2,762
Average SAT of 2007-08 Freshmen:	1,221
Freshmen in Top-10 Percent of Class:	52%
Freshman-Year Retention Rate:	90%
Degrees Awarded in 2007:	3,891
Undergraduate Degree Programs:	74
Graduate School Degree Programs:	111
Faculty Members:	1,433

- Clemson features a diverse curriculum...there are 74 undergraduate degree programs and 111 graduate degree programs.
- In 2006, Clemson was selected for a chapter of Phi Beta Kappa, the nation's most prestigious honor society.
- Clemson's five different colleges include Agriculture, Forestry, & Life Sciences; Architecture, Arts, & Humanities; Business & Behavioral Science; Engineering & Science; and Health, Education, & Human Development.
- The Calhoun Honors College strives to enrich the educational experience of highly-motivated, academically-talented students by providing opportunities for scholarship and research not ordinarily available to undergraduates. Established in 1962, it is the oldest honors program in South Carolina.
- **Kiplinger's Magazine** ranks Clemson University #33 among public institutions in its roundup of institutions providing a top-quality education at reasonable prices.
- Nine graduate programs within the College of Engineering & Science are among the nation's top 35 according to the 2007 edition of **U.S. News & World Report** guide to graduate programs. That includes a #15 national ranking for the environmental science program. Civil engineering's undergraduate program is also among the top 15.
- Clemson's six-year graduation rate is 78 percent, 23 points higher than the national average for public universities.
- The Program for Educational Enrichment and

Retention (PEER) helped bring Clemson's graduation rate of African-American engineering students to the highest in the nation among predominantly non-historically black schools.

- Clemson's College of Engineering and Science grants more than two-thirds of all engineering degrees in South Carolina and enrolls nearly 75 percent of the state's engineering students.
- Clemson alumni include two recently named United States Ambassadors. David Wilkins, a former All-ACC tennis player, was named U.S. Ambassador to Canada in 2005. Kristie Kenney was recently named U.S. Ambassador to the Philippines.
- In the fall of 2001, Clemson was added to General Electric's list of Executive Schools, of which there are less than 40, from which the company draws candidates for high potential engineering jobs and other key positions.
- Clemson was named the #1 place to work in academia in 2007 by **The Scientist**.
- Clemson's Center for Advanced Engineering Fibers & Films was designated a national engineering research center by the National Science Foundation, one of only 20 in the nation.
- In a poll of leading architecture firms and the editors of **Design Intelligence**, the school of architecture ranked #2 in the south and #20 in the nation.
- **Design Intelligence** ranked Clemson's graduate architecture program #13 among professional graduate schools and the fifth-best public school for architecture in the country.
- The **Unofficial, Unbiased, Insider's Guide** to the 328 Most Interesting Colleges cited Clemson as a top school in career preparation.
- The Institute for International Sports named Clemson one of four universities as an All-American Sportsmanship School in 2008.
- **Business Week** ranked Clemson's undergraduate business school #19 among public universities.

The Clemson Experience

- Whether it's walking to the Hendrix Student Center to have a milkshake, or taking a stroll through the State's Botanical Gardens, or even taking part in a pickup basketball game at Fike Recreation Center, there are plenty of activities for Clemson students when they are not in the classroom.
- Clemson has more than 270 student organizations active on campus, including 21 social fraternities and 10 social sororities. There are organizations related to every course of study, groups such as the Accounting Club and the American Institute of Architects. For students who enjoy writing or photography, **The Tiger**, the campus newspaper, TAPS, the university yearbook, and **The Chronicle**, the student variety magazine, are available.
- Located in the University Union are the offices of the student government, which gives students the opportunity to influence campus policy.
- Fike Recreation Center, which just completed a renovation and expansion project, has a host of opportunities for students to let off steam through physical activity. Inside Fike is an eight-lane swimming pool, a diving tank, two gyms used for basketball and other activities, various weightlifting facilities, and room for aerobics. Outside Fike are several spacious fields used for the extensive intramural program and for student enjoyment. There are indoor and lighted outdoor tennis courts across the street at the Hoke Sloan Tennis Center.



Clemson is ranked #27 in the nation among public universities by U.S. News & World Report.



The Clemson campus is one of the most picturesque in the Southeast.

The Clemson Facilities

- Opened in January of 2000, the Hendrix Student Center is a 108,000 square-foot facility in the heart of Clemson's campus that contains a convenience store, food court, movie theater, and cell phone store. The center has 15,000 square feet of meeting rooms and a 2,600-square-foot student lounge. It is also the home of the Office of Career Services and Placement, The Gantt Intercultural Center, student bookstore, and student media.
- The main university library, Robert Muldrow

Community Service

Clemson has a unique opportunity to be a leader in the area of character education. Because we believe that athletics builds character, our mission is to provide opportunities for our student-athletes to experience first-hand the joys of giving back, and more importantly to appreciate the opportunities they have been given.

During 2008 spring break, a group of 19 Clemson students traveled to Acapulco, Mexico for a slightly different spring break. They spent their week living and working in an orphanage on the edge of the Acapulco Bay area. Their mornings were spent doing a variety of different construction jobs, such as chiseling, moving piles of bricks, and sifting sand to be made into concrete. Due to a lack of electric tools, all of these jobs were done by hand. In the evenings, they provided activities for children, including relay races, tying t-shirts, and playing soccer. On the last night, the Clemson students passed out Tiger Rags to all of the children and enjoyed a group photo with everyone. The group included members of the Clemson football team, including **Thomas Austin**, **Tyler Grisham** (pictured below), and **Matthew Knowles**.



Cooper Library, is situated in the center of campus. The library has become one of the national leaders in automated information retrieval. Its bibliographic records are accessible from anywhere in the world, easing the task of finding information in its collections, which total more than 1.7 million items. Numerous periodical indexes are housed online and available for automated searching. The collections are particularly strong in agriculture, natural and physical sciences, economics, and

technology. Of special interest are the James F. Byrnes and Edgar A. Brown Rooms, which have the collections of papers of these statesmen.

- The Michelin Career Center can help with planning and finding summer and full-time employment. The office assists in career counseling and planning, searching for a job, preparing resumés, and developing job interview strategies. Resources include staff expertise, books, videotapes, and literature provided by companies and agencies. Clemson has developed one of the best automated placement systems in the country, allowing students to research employers and sign up for interviews from any mainframe computer terminal on campus.

The Clemson Faculty

- Clemson's student-to-faculty ratio of 14-to-1 gives the faculty the opportunity to interact with many of the students on a one-on-one basis. Critical thinking, problem solving, creative learning, and self-development are just a few of the characteristics emphasized in the classroom.
- The Clemson faculty includes 33 Fulbright Scholars along with 59 endowed chairs, named professorships, and alumni professorships.
- Over 500 institutions of higher learning that promote excellence in teaching, research, and scholarship are represented among Clemson's faculty.
- Over 86 percent of the faculty hold doctorates, the highest degree in their field, and many have achieved special academic recognition. Many have been honored by colleagues and students as master teachers for their excellence in the classroom and by Outstanding Educators of America.
- Sixteen faculty members currently hold National Science Foundation career awards.

The Clemson Student


- In 2000, **Time Magazine** ranked Clemson its "Public College-of-the-Year."
- **The Princeton Review** ranked Clemson students the nation's #4 "Happiest Student Body" in 2007.
- Clemson's total enrollment of 17,585 represents 50 states, along with the District of Columbia and Puerto Rico, and 89 foreign countries.
- Clemson features a competitive student body, and thus a degree that has meaning. The 2007-08 entering freshman class achieved an average SAT

Famous Alumni

- **Rudolph Anderson, Jr.** - Only casualty of the Cuban Missile Crisis when his U-2 spy plane was shot down
- **David Beasley** - South Carolina governor (1995-99)
- **Robert H. Brooks** - Founder of Naturally Fresh Foods and president of Hooters of America
- **James F. Byrnes** - U.S. Secretary of State (1945-47)
- **Richard C. Davis** - Founder of Trademark Properties
- **Jimmie Dyess** - U.S. Marine Corps soldier and Medal of Honor recipient after being killed in World War II
- **Harvey Gantt** - Charlotte (NC) mayor (1983-87) and first African-American graduate of Clemson University
- **Mike Hamilton** - University of Tennessee athletic director
- **Fiona Hutchinson** - "One Life to Live" actress
- **Kristie Kenney** - U.S. Ambassador to the Philippines
- **Chris Luca** - Winner of "Amazing Race 2"
- **Joseph Blake Mundy** - Political activist
- **Nancy O'Dell** - Miss South Carolina (1987) and host of "Access Hollywood"
- **Gary Parsons** - President and CEO of XM Satellite Radio
- **Bob Peeler** - South Carolina lieutenant governor (1995-03)
- **Jane Robelot** - CBS News anchor
- **George H. Ross** - Executive vice president of Trump Organization and an advisor on "The Apprentice"
- **Strom Thurmond** - U.S. Senator (1954-03)
- **James Michael Tyler** - Gunter on "Friends"
- **Shawn Weatherly** - Miss Universe (1980)
- **David Wilkins** - U.S. Ambassador to Canada

score of 1,221. It is one of the highest scores ever attained by Clemson's entering students, and again leads the state's public colleges and universities.

- Since 1993, honors students have accounted for more than 10 percent of the freshman class, and 52 percent of 2007-08 incoming freshmen graduated in the top-10 percent of their high school class.
- Clemson has a mentoring program to help students prepare and compete for Rhodes, Truman, Marshall, and Fulbright Scholarships.
- Over 450 employers interview Clemson students on campus each year through the University's Michelin Career Center.



Clemson University was founded in 1889 as a land-grant institution for higher learning.





Vickery Hall



Rebecca Bowman
Associate Athletic Director,
Academic Services



Bobby Douglas
Director of Academic
Services

Each of the top-eight-semester GPAs by the football team have taken place during Tommy Bowden's tenure.

The football team had 37 student-athletes named to the academic honor roll, including six starters.

Punter Jimmy Maners had a 4.0 GPA and was named to the President's List, while center Thomas Austin made the dean's list. Michael

Hamlin, who graduated in May but will return for a fifth year in the fall, also made the academic honor roll, as did tight end Brian Linthicum. Two-sport athletes C.J. Spiller and Mark Buchholz both made the academic honor roll each semester, quite a feat considering their schedules.

Athletic Commitment

Clemson had eight of its programs finish in the top 25 of their respective sports in 2007-08.

Football Graduation Rates

Rk	School	U.S. News	Grad. Rate
1.	North Carolina	5	79
2.	Connecticut	24	78
3.	Penn State	16	76
4.	Clemson	27	75
5.	Illinois	8	73
	Iowa	24	73
	Michigan	3	73
8.	Florida	17	72
9.	Purdue	24	70
10.	Maryland	18	69
11.	Virginia	2	68
12.	Washington	11	64
13.	Pittsburgh	20	63
14.	Texas A&M	23	62
15.	Wisconsin	8	61
16.	UCLA	3	56
17.	Rutgers	20	55
18.	Ohio State	19	53
19.	California	1	52
20.	Georgia Tech	7	51
21.	Texas	13	42
22.	Georgia	20	41

Note: Above is a list of where the top-27 (only 22 are listed above) public national universities (according to **U.S. News & World Report** (August, 2007)) rank in terms of football graduation rate.

Since its inception in 1991, the Student-Athlete Enrichment Programs have provided student-athletes a continued commitment to excellence. Our approach is to address the total student-athlete, and we are committed to coaching our student-athletes to success in the academic, personal growth, career, and community service arenas.

As an original member of the NCAA CHAMPS/Life Skills Program, we provide opportunities and services to address the changing needs and skills of student-athletes during college and after graduation. This program was selected for the Division I-AA Athletic Director's Association "Program of Excellence" Award, a lifetime award recognizing CHAMP/Life Skills excellence.

Clemson's commitment to provide its student-athletes with the best of facilities is evident in many ways. From the soaring upper decks of Memorial Stadium and the beautiful WestZone, to the "New Littlejohn Coliseum," to the state-of-the-art strength training facility, young men and women from all of Clemson's intercollegiate varsity sports have the best in facilities for both training and competition.

The Student-Athlete Enrichment Programs are housed in Vickery Hall, located in the center of campus. The \$3-million structure is as impressive

aesthetically as other athletic facilities. It recently underwent \$300,000 in renovations to further assist our student-athletes in the classroom. But the importance of Vickery Hall to our student-athletes is not found in the structure itself, but in the many programs that the building houses.

Vickery Hall opened in the fall of 1991 and was the first facility in the country constructed solely to provide academic support to student-athletes. The two-story, 27,000 square-foot building is open all day and into the evening hours to accommodate the student-athletes' extended schedules.

Our programs are dedicated to provide a holistic, educational experience by inspiring an environment of respect, integrity, and excellence. Through our services, we guide and encourage each individual to reach his or her full potential as a student, athlete, and citizen.

Academic Commitment

Clemson student-athletes in the 15 sports programs posted a 2.89 GPA for the 2008 spring semester according to data release by the University's Office of Institutional Research. The 2.89 GPA was the third-best on record. Two-hundred and twenty-seven of the 456 student-athletes on the rosters of the 15 programs made the academic honor roll (3.0 or better), nearly a 50-percent rate.

"We are very pleased with the work of Becky Bowman and her staff," said Athletic Director Dr. Terry Don Phillips. "They put in countless hours and their hard work has led to these consistent, excellent results. I also want to compliment our coaches, who have made academics a priority."

The football team established an all-time record by posting a 2.63 GPA for the spring semester, breaking the mark (2.58) set in the 2001 spring.

Clemson's Top Semester GPAs

Rk	Year	Semster	GPA	Head Coach
1.	2008	Spring	2.63	Tommy Bowden
2.	2001	Spring	2.58	Tommy Bowden
3.	2002	Spring	2.56	Tommy Bowden
4.	2007	Fall	2.53	Tommy Bowden
5.	2004	Spring	2.52	Tommy Bowden
6.	2000	Spring	2.49	Tommy Bowden
7.	2000	Fall	2.46	Tommy Bowden
	2007	Spring	2.46	Tommy Bowden



Helen Bailey
Learning Specialist



Lawson Clary
Athletic Academic Advisor,
Football



Wayne Coffman
Athletic Academic Advisor,
Football



Karen Countryman
Administrative Assistant



Maria Herbst
Learning Specialist



Priscilla Kanet
Tutor/Mentor Coordinator,
Athletic Academic Advisor



Leslie Moreland
Career Development,
Athletic Academic Advisor



Ginty Porter
CHAMPS/Life Skills Coordinator,
Athletic Academic Advisor

Vickery Hall



Student-athletes receive a variety of services at Vickery Hall, including one-on-one tutoring.

That tied for the most top-25 teams in the same academic year since 2001-02. Clemson finished in the top 25 of the **AP** football (#21) and **AP** men's basketball (#22) polls. It marked just the third time in Tiger history that has happened. Clemson joined Kansas, Tennessee, and Texas as the only schools in the nation to rank in the top 25 in both sports.

Career Development Commitment

The Career Enhancement Program provides student-athletes an opportunity to develop and meet their career aspirations by participating in various seminars. We coordinate from the academic colleges, the Michelin Center, and through athletic contacts to provide student-athletes with job-searching skills and strategies, internships, practical experiences, and help in securing summer employment. They are designed to address specific career opportuni-

ties and provide related information about the student-athletes for each year.

One major aspect of the Career Enhancement Program is to focus on building a resumé and interviewing techniques. This segment is designed to better prepare our student-athletes for full-time employment. Another aspect utilizes the resources available to the University, Alumni Center, and athletic department. The staff works to establish a network of businesses, companies, and executives who will assist with providing internship and employment opportunities.

The Student-Athlete Enrichment Programs has a full-time position, so career advice is readily available in Vickery Hall. Unique to our program, the career counselor is a member of the Michelin Career Center and SAEP staff. This link between athletics and the Michelin Career Center provides student-athletes the most up-to-date information and resources in career development, and preparation for entrance into the job market upon graduation.

Personal Development Commitment

One of the most important programs in Vickery Hall that helps student-athletes reach their full potential and engage successfully

in their college experience is the Personal Growth & Development program. One key component is a first-semester freshman class designed to assist student-athletes in making a successful transition into the university along with athletic life. All first-semester freshmen attend a semester-long series of workshops, targeting the transitional issues of time management, organizational strategies, health and wellness issues, athletic performance, diversity issues, career orientation, and service training.

Throughout the academic year, all student-athletes are required to attend four large-group programs, which focus on pertinent social, health, or athletic issues.



The state-of-the-art auditorium helps make Vickery Hall one of the best facilities of its kind in the country.

Academic Programs

College of Agriculture, Forestry, & Life Sciences

- Agricultural & Applied Economics (BS)
 - Agricultural Economics, Community & Economic Development
- Agricultural Education (BS)
- Agricultural Mechanization & Business (BS)
- Animal & Veterinary Sciences (BS)
 - Dairy Business, Equine Business, Food Animal Business, Poultry Business, Preveterinary Science
- Aquaculture, Fisheries, & Wildlife Biology (BS)
- Biochemistry (BS)
- Biological Sciences (BA,BS)
- Biosystems Engineering (BS)
- Environmental & Natural Resources (BS)
 - Conservation Biology, Natural Resource & Economic Policy, Natural Resources Management
- Food Science (BS)
 - Food Science & Technology, Nutrition & Dietetics
- Forest Resource Management (BS)
- Horticulture (BS)
- Microbiology (BS)
 - Molecular Biology
- Packaging Science (BS)
- Preprofessional Health Studies (non-degree)
 - Preallied Health, Premedicine, Preoccupational Therapy, Prepharmacy, Prephysical Therapy, Prephysician Assistant, Prerehabilitation Sciences, Preveterinary Medicine
- Turfgrass (BS)

College of Architecture, Arts, & Humanities

- Architecture (BA)
- Communication Studies (BA)
- Construction Science & Management (BS)
- English (BA)
- History (BA)
- Landscape Architecture (BLA)
- Language & International Trade (BA)

- Applied International Economics, International Trade, Textiles, Tourism
- Modern Languages (BA)
- Philosophy (BA)
- Production Studies in Performing Arts (BA)
 - Music, Theatre
- Visual Arts (BFA)

College of Business & Behavioral Sciences

- Accounting (BS)
- Economics (BA,BS)
- Financial Management (BS)
- Graphic Communications (BS)
- Industrial Management (BS)
- Management (BS)
- Marketing (BS)
- Political Science (BA,BS)
 - General Political Science, Political Economy, Public Administration, Public Policy
- Psychology (BA,BS)
- Sociology (BA,BS)

College of Engineering & Science

- Bioengineering (BS)
- Biosystems Engineering (BS)
 - Agricultural Engineering, Applied Biotechnology, Natural Resources & Environment
- Ceramic & Materials Engineering (BS)
- Chemical Engineering (BS)
- Civil Engineering (BS)
- Computer Engineering (BS)
- Electrical Engineering (BS)
- Engineering Graphics (BS)
- Environmental Engineering & Science (BS)
- Industrial Engineering (BS)
- Mechanical Engineering (BS)
- Chemistry (BA,BS)
- Computer Information Systems (BS)

- Computer Science (BA,BS)
- Geology (BA,BS)
 - Engineering Geology, Environmental Geology
- Mathematical Sciences (BA,BS)
 - Biology, Computer Science
- Physics (BA,BS)
 - Biophysics
- Polymer & Textile Chemistry (BS)
- Textile Management (BS)

College of Health, Education, & Human Development

- Agricultural Education (BS)
- Early Childhood Education (BA)
- Elementary Education (BA)
- Mathematics Teaching (BS)
- Science Teaching (BS)
 - Biological Sciences, Earth Sciences, Mathematics, Physical Sciences
- Secondary Education (BA)
 - English, History & Geography, Mathematics, Modern Languages, Political Science & Economics, Psychology & Sociology
- Special Education (BA)
- Technology & Human Resource Development (BS)
 - Customized Training & Development, Human Resource Development, Industrial Technology Education, Vocational-Technical Education
- Health Science (BS)
 - Health Information Systems, Health Promotion & Education, Health Systems Research, Preprofessional Health Studies
- Nursing (BS)
- Parks, Recreation, & Tourism Management (BS)
 - Community Leisure Services, Park & Protected Area Management, Professional Golf Management, Sport Management, Therapeutic Recreation, Travel & Tourism



Campus Life

The signs on the side of the highway as you enter Clemson say "Clemson: In Season Every Season." From the point of view of most Clemson graduates, the seasons this slogan speaks of are football, basketball, baseball, etc. But a drive through town in the middle of spring, when the azaleas and dogwoods are in full bloom, or a walk through campus in October, when the trees are blazing in the brilliant colors of autumn, will leave little doubt that Clemson is indeed in season, every season.

Nestled in the foothills of the Blue Ridge Mountains and caressed by the shores of the beautiful Lake Hartwell, Clemson is located in the northwestern corner of South Carolina, two hours northeast of Atlanta, GA and two hours southwest of Charlotte, NC. The town may not be one of the state's largest most days, but on many autumn Saturdays, it becomes one of the largest cities, as over 80,000 fans come from all directions to watch the Tigers play football; but the friendly residents of Clemson and the surrounding towns

welcome the visitors home each year with a true dose of southern hospitality.

Clemson is steeped in history. The University campus is located on what was Fort Hill Plantation, home of John C. Calhoun, one of the great statesmen of the 19th century, and his son-in-law, Thomas Green Clemson. The house, which was built in 1806, stands in the center of campus and is open to the public. Also on the Clemson campus is a 1716 Lowcountry French Huguenot home (Hanover House), which



Campus Life



was transported to Clemson in 1941. Just a mile or so down the road is the Pendleton Historic District, where several other antebellum homes are open to the public. The entire village of Pendleton is on the National Register of Historic Places.

The area boasts a great variety of restaurants, ranging from the downtown barbecue and hamburger spots, to the historic Liberty Hall Inn and Calhoun Corners. Any palate or budget can find something to his or her liking, as more


than 50 eating establishments are located in the Clemson/Pendleton/Central area. The area adopts "Clemson Fever," as Tiger Paws are omnipresent on local billboards, entrances, and roadways.

The mild climate of the foothills lends itself to many outdoor activities throughout the year. Clemson has excellent and ample facilities for tennis, golf, fishing, swimming, hiking, whitewater rafting, and other pursuits.

And when one wants to leave the area, they do not have

far to go to find whatever they are looking for. Pro sports are only a couple of hours away in Atlanta and Charlotte. Clemson was the home of the NFL's Carolina Panthers for eight regular-season and two exhibition games in 1995.

For sun and fun, it is an easy interstate drive to the coast of South Carolina, to Hilton Head Island, Myrtle Beach, or even historic Charleston. And for those who enjoy cooler climates, the mountains of North Carolina are only an hour's drive away.



ESPN College GameDay

Clemson was the center of the college football universe on October 21, 2006. That day, **ESPN** College GameDay came to Clemson for the first time. Over 7,000 loyal Tiger fans lined up at the GameDay site on Bowman Field, the home field for Clemson football until 1914.

It was a glorious fall day on Homecoming weekend, and it was all captured by **ESPN**. With Homecoming floats in the background, **Chris Fowler**, **Kirk Herbstreit**, **Desmond Howard**, and **Lee Corso** commented throughout the broadcast on the special GameDay atmosphere on Bowman Field.

The **ESPN** crew reviewed the day in college football on the national scene, but also produced features on Howard's Rock and Clemson running back **James Davis**.

The atmosphere continued throughout the telecast, building to a crescendo at noon when **Corso** unveiled his prediction of a Tiger victory later that day. **Corso** put on the Tiger mascot head, while **Herbstreit** wore the Tiger mittens, as they both projected a win over #13 Georgia Tech.

The Tigers, who came out onto the field in all purple uniforms for the first time in school history, did not disappoint that evening, as the running back duo of **Davis** and **C.J. Spiller** put on a record performance. The 82,630 fans watched with awe as **Davis** gained 216 yards and **Spiller** 116 yards, leading Clemson to a 31-7 victory in a battle of top-15 teams.


It marked the first time in history that Clemson had a 200-yard rusher and 100-yard rusher in the same game. **Spiller** had a 50-yard touchdown run and 50-yard touchdown reception, the first player in school history to have one of each in the same game.

The evening concluded when "Thunder & Lightning" were invited to the **ESPN** GameDay set at Memorial Stadium for a postgame interview.

It was a momentous day in Death Valley.



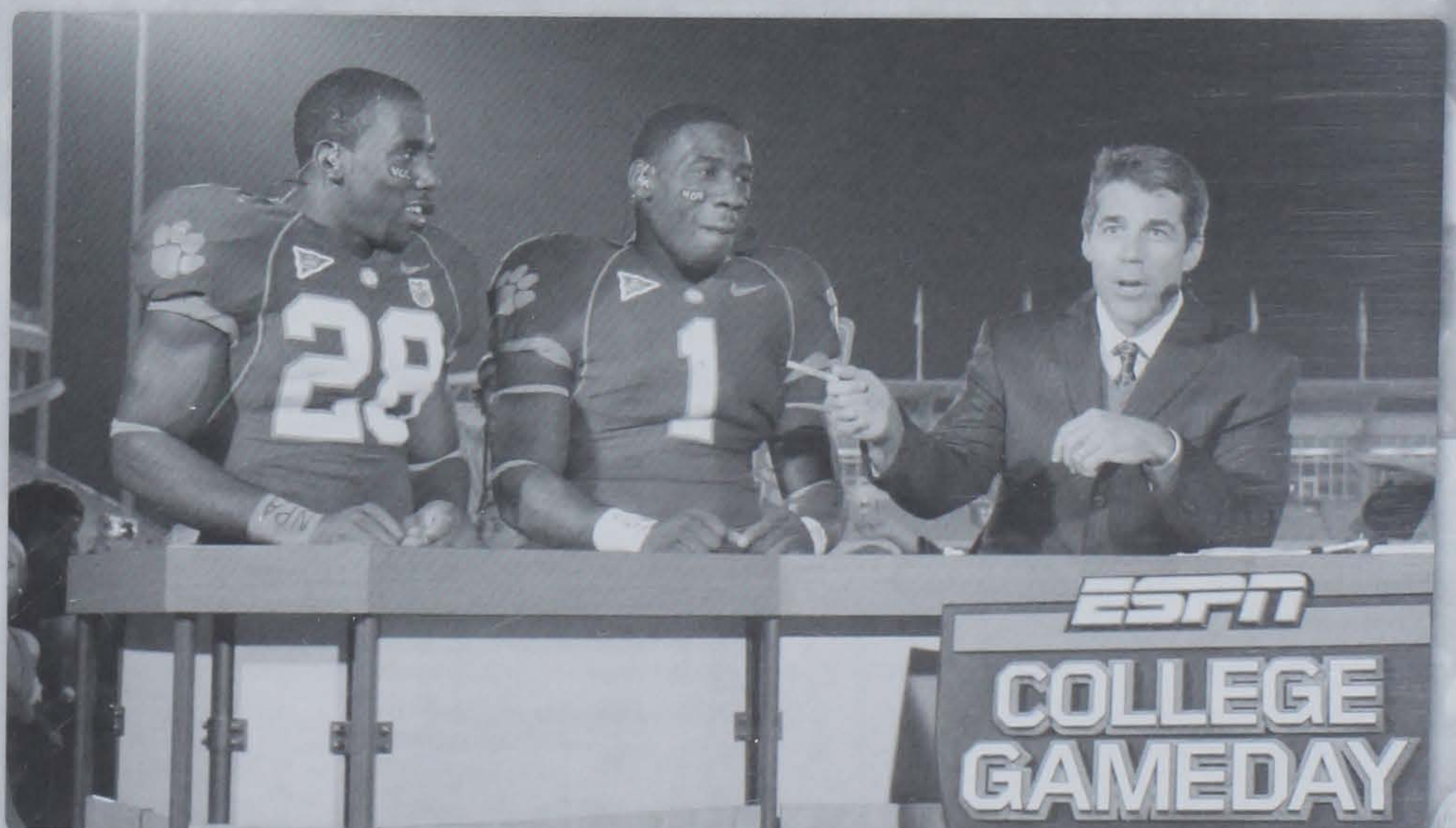
ESPN College GameDay



Clemson 31, Georgia Tech 7 • October 21, 2006

"I've said many times since Saturday that it was one of my more enjoyable experiences in the 11 years I've been on GameDay. The people could not have been more gracious, and the crowd that showed up for GameDay was second-to-none. The Tigers coming down the Hill after touching the Rock was one of the better scenes that I've seen in a long time. And it was just a cool celebration of college football. I really got a sense of family at that game from toddlers in their Clemson Tiger outfits all the way up to grandparents in their orange sweatshirts and everybody in between. It was a lot of pride and a lot to be excited about. So, on behalf of Chris and Lee and everybody associated with GameDay, we appreciated the experience."

Kirk Herbstreit on his ESPN College GameDay experience at Clemson



Running Down the Hill

What has been described as, "the most exciting 25 seconds in college football from a color and pageantry standpoint," actually started out as a matter-of-fact entrance, mainly because of necessity.

The first 20,000 seats in Memorial Stadium were built and ready for use before the 1942 season, less than a year after Pearl Harbor was bombed and the United States was drawn into World War II.

The shortest entry into the stadium was a short walk down Williamson Road from Fike Fieldhouse's dressing rooms to a gate at the top of the Hill, which is located behind the east endzone. There were no dressing facilities in the west endzone - there was only a big clock, where the hands turned, and a scoreboard, which was operated by hand.

The team would dress at Fike, walk down Williamson Road, come in the gate underneath where the scoreboard now stands, and jog down the Hill for its warmup exercises. There was no fanfare, no cannon shot fired, no Tiger Paw flag, no Tiger Rag played...just the team making its entrance and lining up to do the side-straddle hop.

That is pretty much the way things went for the next 25 years.

Either in 1964 or 1965, S.C. Jones, a member of the class of 1919, made a trip to California. He stopped at a spot in Death Valley, CA and picked up this white flint rock. He presented it to Head Coach Frank Howard as being from Death Valley, California to Death Valley, South Carolina."


The rock laid on the floor in Howard's office in Fike Fieldhouse for years. One day, he was cleaning up his office and told Gene Willimon, who was executive secretary of IPTAY, to "take this rock and throw it over the fence, or out in the ditch...do something with it, but get it out of my office!"

Willimon did not think that was the way a rock should be treated. After all, it had been brought 3,000 miles by a very sincere Clemson fan.


By the mid-1960s, Memorial Stadium was living up to its moniker ("Death Valley") because of the number of wins that had been recorded there. Actually, the name was first used by Lonnie McMillan, head coach at Presbyterian (Clinton, SC) in the 1940s.

McMillan and the other Blue Hose coaches before him used to open each season by playing at Clemson. Seldom scoring (24 shutouts in 39 games), and with only three victories and four ties to show for it, his teams were getting "killed" by the Tigers regularly. In 1948, McMillan made the comment to the press that he was taking his team to play Clemson in "Death Valley."

An occasional reference to Memorial Stadium by that name could be heard for the next four years, but when Howard started calling it "Death Valley" in the 1950s, the name took off like wildfire. The Tigers celebrated the 60th year in the "Valley" in 2001.



Running Down the Hill



But getting back to Howard's Rock.

The rock was mounted on a pedestal at the top of the Hill on the east side of the stadium. It was unveiled September 24, 1966 when Clemson played Virginia. The Tigers were down 18 points with 17 minutes remaining and came back to win (40-35) on a 65-yard pass play from Jimmy Addison to Jacky Jackson in the fourth quarter. That was quite a spectacular debut for that rock.

The team members started rubbing the rock prior to running down the Hill on September 23, 1967, a day when Clemson defeated Wake Forest by a score of 23-6.

Prior to running down the Hill that day, Howard told his players, "If you're going to give me 110 percent, you can rub that rock. If you're not, keep your filthy hands off it."

Howard told of the incident the next day on his Sunday television show, and the story became legend.

When Hootie Ingram succeeded Howard as head coach prior to the 1970 season, Ingram decided that the team would make its final entrance on the field out of the dressing room in the west endzone. In all home games in 1970 and 1971, and the first four games of 1972 when the Tigers did not run down the Hill, their combined record was 6-9. The team decided it wanted to come down the Hill once prior to the South Carolina game in 1972. The result, in a cold, freezing rain, was a 7-6 victory when Jimmy Williamson knocked down a two-point conversion attempt, which preserved the win.

The Tigers have made the entrance for every home game since 1942, except for the seasons mentioned above - 326 times heading into the 2008 season.

After final warmups, the team goes back into its dressing room under the west endzone stands for final game instructions. About 10 minutes before kickoff, the team boards three buses, rides around behind the north stands to the east endzone, and disembarks to the top of the Hill behind Howard's Rock.

At the appointed time, the cannon booms, and led by a giant Tiger Paw flag, the band forms two lines for the team to run between and strikes up "Tiger Rag"...the frenzy starts in all sincerity and usually lasts for three hours.

It is a tradition that has inspired Clemson players for many years.

"Scariest" Places to Play

Rk	Stadium	School
1.	Tiger Stadium	Louisiana State
2.	Lane Stadium	Virginia Tech
3.	Ben Hill Griffin Stadium	Florida
4.	Los Angeles Memorial Coliseum	Southern California
5.	Beaver Stadium	Penn State
6.	Memorial Stadium	Clemson
7.	Orange Bowl*	Miami (FL)
8.	Memorial Stadium	Oklahoma
9.	Ohio Stadium	Ohio State
10.	Memorial Stadium	California

* - no longer in use; Note: List compiled from survey of coaches by ESPN The Magazine in 2007.



Memorial Stadium

"Death Valley really lives up to its image. I was impressed with this stadium. When you put 80,000 people in there, it feels like they are on top of you. I'd hate to be whoever comes here to play Clemson."

San Francisco quarterback Steve Young

"I came here knowing it would be loud and Clemson would hit hard, but the noise was the biggest factor. I didn't concentrate as well because of it."

Herschel Walker after Clemson's 13-3 win in 1981, his only regular-season loss.

"I remember being nervous before the game because there were 80,000 people dressed in orange. I even threw up before the game. It's the only time I've ever done that."

Former Duke quarterback Dave Brown

"When you get to the bottom of the Hill, it's like you're in a hole and all around you are nothing but Clemson fans. It's like the crowd is one big voice. You feel like little kings."

Former Clemson running back Rodney Blunt

"There is no place louder or more picturesque than Death Valley. There, where Clemson folks see magic in a hill and a rock, orange gets more respect than anywhere this side of Gainesville, Florida."

Terence Moore, Atlanta Journal-Constitution

"When Clemson players rub that Rock and run down the Hill, it's the most exciting 25 seconds in college football."

Brent Musburger, ABC Sports



"In the 2005 season, Clemson's Memorial Stadium, commonly known as 'Death Valley,' reached an astounding 126 decibels when a packed crowd of 79,135 fans observed Charles Bennett's sack of quarterback Kyle Wright during the Tigers' three-overtime heartbreaker against the Miami Hurricanes. This level easily surpassed the old record of 121 decibels set by Louisiana State fans in Tiger Stadium, which holds 91,600."

RealFootball365.com

Memorial Stadium



"Running down the Hill is still talked about everywhere I go. Players who played against Clemson when I was in college remember us running the Hill and thinking we would gain some type of spirit. The adrenalin rush was unbelievable for a Clemson player and quite a shock for the opponent."

Former Clemson All-American Jerry Butler

"The Rock has strange powers. When you rub it, and run down the Hill, the adrenaline flows. It's the most emotional experience I've ever had."

Six-time All-Pro and Tiger All-American Michael Dean Perry

"Florida was loud in the swamp. But, the loudest, not only the stadium, but the loudest place I have ever been around in my life was definitely Death Valley. I was yelling at the top of my lungs and I couldn't even hear what I was saying. That place was unreal in how loud it was. I don't think I will ever be in a louder place than Clemson."

Florida State quarterback Chris Rix, 2001

"I'm thankful we're playing a day game at Clemson. The last time we were up there, it was extremely loud. I'm sitting here yelling the calls to my guard, but we couldn't hear each other, and we couldn't hear each other in the huddle. When you have fans that can get that loud and distract offenses like that, that's an important as having an All-American on your defense."

Florida State center David Castillo, 2005

Clemson #16 in Attendance

Clemson averaged 81,335 fans per home game in 2007, the third-highest average in school history, best in the ACC, and 16th-best in the nation. It marked the 27th straight year that Clemson was in the top 20 in average home attendance.

The #16 finish in 2007 was the second-highest since the 1999 season, Tommy Bowden's first year as head coach, when Clemson was #13 on a per-game basis. Clemson played just five home games that season. Bowden has been the head coach in six of the top-10 home average attendance years in Tiger history.

Clemson's Top Average Attendance Seasons

Rk	Year	Total	G	Avg	Head Coach
1.	1988	490,502	6	81,750	Danny Ford
2.	2006	570,542	7	81,506	Tommy Bowden
3.	2007	569,342	7	81,335	Tommy Bowden
4.	2001	480,911	6	80,152	Tommy Bowden
5.	1990	475,174	6	79,196	Ken Hatfield
6.	1989	473,566	6	78,927	Danny Ford
7.	2004	472,939	6	78,823	Tommy Bowden
8.	1986	393,500	5	78,700	Danny Ford
9.	2000	548,647	7	78,378	Tommy Bowden
10.	1999	391,510	5	78,302	Tommy Bowden

Memorial Stadium History

Clemson's Memorial Stadium has been held in high esteem for many years. Whether it be players from the 1940s and 1950s, opposing players from the 1970s and 1980s, or even professional players in the 1990s, the ambiance of this special setting is what college football is all about.

The storied edifice added to its legend when the first meeting of father and son head coaches (Bowden Bowl I) took place before a sellout crowd of more than 86,000 fans in 1999. Clemson has been in the top 20 in the nation in attendance 27 straight seasons. A crowd has exceeded 80,000 fans 52 times since the 1983 season. In 2007, Clemson was #16 in the nation in average home attendance with its 81,335 average, just under 100 percent of Memorial Stadium's capacity.

The facility's mystique is derived from its many traditions, which date to its opening in 1942, the legendary games and players, and Clemson's corresponding rate of success. Clemson has won 240 games in 66 years there and has won over 71 percent of the contests (240-94-7).

The stadium has definitely been good to the Tigers, but the stadium was constructed against the advice of at least one Clemson coach. Just before Head Coach Jess Neely left for Rice after the 1939 season, he gave Clemson a message.

"Don't ever let them talk you into building a big stadium," he said. "Put about 10,000 seats behind the YMCA. That's all you'll ever need."

Instead of following Coach Neely's advice, however, Clemson officials decided to build the new stadium in a valley on the western part of campus. The place would take some clearing, as there were many trees, but luckily there were no hedges.

The crews went to work, clearing, cutting, pouring, and forming. Finally on September 19, 1942,

Largest Campus Stadiums

Rk	Stadium	School	Capacity
1.	Michigan Stadium	Michigan	107,501
2.	Beaver Stadium	Penn State	107,282
3.	Ohio Stadium	Ohio State	102,239
4.	Neyland Stadium	Tennessee	102,037
5.	Sanford Stadium	Georgia	92,746
6.	Tiger Stadium	Louisiana State	92,400
7.	Bryant-Denny Stadium	Alabama	92,138
8.	Ben Hill Griffin Stadium	Florida	88,548
9.	Jordan-Hare Stadium	Auburn	87,451
10.	Texas Memorial Stadium	Texas	85,123
11.	Kyle Field	Texas A&M	82,600
12.	Memorial Stadium	Oklahoma	82,112
13.	Memorial Stadium	Clemson	81,500
14.	Memorial Stadium	Nebraska	81,067
15.	Notre Dame Stadium	Notre Dame	80,795

Memorial Stadium opened with Clemson defeating Presbyterian 32-13. Those 20,000 seats installed for Opening Day would soon grow.

When the original part of the stadium was built in the early 1940s, much of the work was done by scholarship athletes, including many football players. The first staking out of the stadium was done by two members of the football team, A.N. Cameron and Hugh Webb. Webb returned to Clemson years later to be an architecture professor, and Cameron went on to become a civil engineer in Louisiana.

The building of the stadium did not proceed without problems. One day during the clearing of the land, one young player proudly announced that he was not allergic to poison oak. He then commenced to attack the poison oak with a swing blade, throwing the plants to and fro. The next day, the boy was swollen twice his size and was hospitalized.

There are many other stories about the stadium, including one that Frank Howard put a chew

of tobacco in each corner as the concrete poured.

Howard said that the seeding of the grass caused a few problems. "About 40 people and I laid sod on the field," he said. "After three weeks, on July 15, we had only gotten halfway through."

"I told them that it had taken us three weeks to get that far, and I would give them three more week's pay for however long it took. I also told them we would have 50 gallons of ice cream when we got through. After that, it took them three days to do the rest of the field. Then we sat down in the middle of the field and ate up that whole 50 gallons."

Howard said that on the day of the first game in the stadium, "the gates were hung at 1:00 and we played at 2:00." But that would be all of the construction for a while. Then in 1958, 18,000 sideline seats were added, and in 1960, 5,658 west endzone seats were added in response to increasing attendance. With the large endzone, "Green Grass" section, this expansion increased capacity to 53,000.

Later, upper decks were added to each side as crowds swelled - the first in 1978 and the second in 1983. It increased capacity to over 80,000, which makes it one of the largest on-campus stadiums.

In 2006, the WestZone was added, an area that contains locker rooms and a luxury club level that holds 1,000 seats.

The effect that spiraling inflation has had in this century can be dramatically seen in the differences in stadium construction. The original part of Memorial Stadium was built at a cost of only \$125,000, or \$6.25 per seat. The stadium's newest upper deck was finished in 1983 at a cost of \$13.5 million, or \$866 per seat.

Through the years, Memorial Stadium has become known as "Death Valley." It was tagged by the late Presbyterian Coach Lonnie McMillan. After bringing his teams to Clemson for years and getting whipped, he said the place was like "Death Valley." A few years later the name stuck.

In 1974, the playing surface was named Frank Howard Field for the legendary coach because of his long service and dedication to the University.

Luckily, the stadium wasn't built behind the Y.

Largest Death Valley Crowds

Rk	Attendance	Date	Opponent	Score
1.	86,092	10-23-99	Florida State	14-17
2.	85,872	11-19-94	South Carolina	7-33
3.	85,187	11-18-00	South Carolina	16-14
4.	85,036	11-3-01	Florida State	27-41
5.	84,869	10-20-01	North Carolina	3-38
6.	84,867	11-19-88	South Carolina	29-10
7.	84,576	9-17-88	Florida State	21-24
8.	84,423	11-21-98	South Carolina	28-19
9.	83,909	11-23-02	South Carolina	27-20
10.	83,823	11-17-90	South Carolina	24-15
11.	83,752	10-14-00	Maryland	35-14
12.	83,472	11-17-07	Boston College	17-20
13.	83,428	11-25-06	South Carolina	28-31
14.	83,356	10-15-88	Duke	49-17
15.	83,312	11-21-92	South Carolina	13-24
16.	83,194	9-28-91	Georgia Tech	9-7
17.	83,170	9-12-92	Florida State	20-24
18.	83,127	10-6-90	Georgia	34-3
19.	82,929	11-23-96	South Carolina	31-34
20.	82,630	10-21-06	Georgia Tech	31-7
21.	82,492	11-22-86	South Carolina	21-21
22.	82,422	11-10-07	Wake Forest	44-10
23.	82,372	11-20-04	South Carolina	29-7
24.	82,333	10-12-91	Virginia	21-21
25.	82,093	11-24-84	South Carolina	21-22



Clemson has called Memorial Stadium home for the last 66 years. The Tigers have a 240-94-7 record, winning over 71 percent, at the stadium since it opened during 1942 season.

Jervey Locker Room



When Clemson's football players returned to campus for the second session of summer school of 2004, they reported to a new football locker room and player lounge area within the Jervey Athletic Center. The 4,200-square-foot facility has all the modern conveniences, including a player lounge that includes seven plasma televisions and four computer work stations. The lounge also features murals that document Clemson's greatest players, greatest victories, and prominent former players who have gone on to play in the NFL.

The following is a rundown of the some of the features of Clemson's new lounge and locker room area:

- The locker room area is divided into eight sections, with the lockers corresponding to each player's uniform number. There are 115 lockers in all. Each section of the locker room is highlighted by a logo and picture of historical significance from a bowl game Clemson has played in. Each section also features large interchangeable action photos of recent Clemson players.
- Each player has a new mahogany locker that features a helmet storage area and a storage compartment below a padded seat. There is also a private lock box for personal items.
- Each locker features a large Tiger Paw that introduces the helmet storage area and a personalized name plate.
- The lounge area features seven plasma televisions, complete with split-screen capabilities. All are tied to a central video hub. The television area also contains an Academic Hall of Fame, complete with photographs and accomplishments of Clemson's academic All-Americans and award winners.
- The lounge also features four computer work stations to enhance communications capabilities with professors or advisors at Vickery Hall.
- One wall of the lounge contains a complete list (by team) of every former Tiger who has played in an NFL game. Another wall is a mural of Clemson's All-Century team (chosen in 1996 in conjunction with the 100th year of Clemson football).
- The entrance is dominated by a 30'x9' picture of Death Valley taken at night from Howard's Rock.
- The locker room and lounge areas also feature pictures from Clemson's 13 ACC Championship teams along with the 1981 National Championship team.
- The back of the locker room, which has a new exit to the practice field, features a picture of Clemson football players running down the Hill and rubbing Howard's Rock. It is the last image seen by each Clemson player as he heads to the practice field.





WestZone

Tommy Bowden on WestZone

"This is the first time we have had four top-20 recruiting classes in a row. As I have mentioned several times, I don't think it is a coincidence that those high rankings started when we started the WestZone project. It is a very impressive building.

"Now that we have tangible evidence, I think there is no doubt that that is the correlation. Yes, we have beaten the Miamis, the Florida States, the Tennessees, gone to bowl games, and done some of those things.

"Our graduation rates have been a piece of the puzzle when parents come on campus and they see our success.

"If you look at the one common denominator that is the most influential and impressive, it's the WestZone project. In convincing players that Clemson is giving more than a verbal pledge to a championship-type team, the WestZone is the tangible evidence, not just the verbal."

about 6,000 square feet of space.

The football staff offices and meeting rooms will be composed of approximately 4,000 square feet of existing space and 18,000 square feet of new space.

The work will include offices for the head coach, assistant coaches, and support staff along with position meeting rooms and a 150-seat auditorium with a sloped floor and theater seating. A portion of the existing recruiting room will be used for the new offices and meeting rooms, requiring the existing recruiting area to be expanded to the north. It will be completed in 2009.

The training room, located on the north side of the home team's locker room, will be expanded to include a new hydrotherapy room, new offices, and examination rooms. The training room will occupy about 6,200 square feet of space.

The level-three concourse will be expanded with the addition of the football offices. This space, the roof of the new football offices, will be utilized for gameday marketing activities and to provide fans additional space to gather inside the stadium.

Clemson is committed to building a model sports program - one that propels our university into achieving and maintaining national athletic rankings that rivals our competitors. The WestZone Project is



In its third season, the WestZone gives fans a unique gameday experience at Memorial Stadium. When construction is completed, the facility will house all football operations.

Funds for the WestZone have come from private donations, the assistance of IPTAY, existing athletic department funds, and the issue of state bonds. Completing the WestZone Initiative will have a profound effect on Clemson recruiting efforts and the overall quality of the Tiger athletic program.


The initial construction of the WestZone added approximately 142,000 square feet to the stadium on four levels, and finishing it will add approximately 50,000 square feet of new space and reconfigure approximately 12,000 square feet of existing space.

The strength & conditioning area will be located in the southwest corner of the WestZone and will be ready in 2009. Concrete retaining walls have been installed on the south and west sides of this area during Phase I. This area will consist of an

open floor space on level-one with a Mezzanine level on the west end of the open room.

"The footprint for the football strength & conditioning facility is already there in the WestZone building," said Clemson Associate Athletic Director Robert Ricketts. "We're just completing the facility."

The equipment room will be expanded to include, among other items, new offices and a new laundry room. When completed in 2009, the expanded equipment room and storage will occupy





Clemson Recruiting Rankings

Year	ESPN.com	Scout.com	Rivals.com	Lemming
2003	---	43	67	NR
2004	---	40	53	NR
2005	---	21	17	22
2006	---	22	15	16
2007	---	23	16	18
2008	2	11	12	10

NR - not ranked in top 25 (Lemming only ranks top 25); ESPN.com rankings not available prior to 2008.

completed project will provide resources for Clemson's total sports program, permitting all Tiger teams and athletes to compete with the nation's best. Moving all football operations to the WestZone will open up space in the Jervey and McFadden buildings for the other 18 Clemson sports to improve their facilities for recruiting, and have more office, training, conditioning, and sports medicine space. This will greatly enhance the overall performance, both on and off the field of competition, for all 19 Clemson sports.

We have already seen the positive impact of the WestZone project on the Clemson program. The Tigers have won at least eight games each of the last three years, the first time that has happened since the early 1990s.

A look to Clemson's history shows the importance infrastructure enhancements have on the football program. The following chart summarizes the relationship.

Infrastructure Improvement	3-to-6 Years Later
1934, Formation of IPTAY	1939, 9-1, first bowl
1942, Memorial Stadium opening	1948, 11-0, top-15 ranking
1953, Joined ACC	1958, Sugar Bowl
1973, Built Jervey Athletic Center	1978, 11-1, #6 ranking
1978, Built South upperdeck	1981, National Champions
1983, Built South upperdeck	1988, Top-10 ranking

a major step forward in building a total sports program in the west endzone of Memorial Stadium," said Head Coach Tommy Bowden.

When the WestZone is completed, Clemson will be better able to recruit and nurture top-quality student-athletes, attract and retain outstanding coaches and staff, provide recruits and fans outstanding facilities, and promote Clemson school spirit.

In order to be a consistent contender at the highest level of competition, Clemson must recruit the best student-athletes in the nation - student-athletes who can compete both academically and athletically. The nation's best recruits are impressed by superior facilities, top coaches, and a strong sense of excitement along with school spirit. They desire an environment in which they will have a positive, nurturing experience.

"It is not a coincidence that the quality of our recruiting classes has improved dramatically since we began moving dirt and pouring mortar

2008 ESPN.com Ratings

Top Signing Classes

Rk	School	Top-150 Players
1.	Miami (FL)	12
2.	Clemson	10
3.	Alabama	7
4.	Florida	11
5.	Georgia	7
6.	Ohio State	8
7.	Southern California	8
8.	Oklahoma	8
9.	Notre Dame	10
10.	Texas	9
11.	Louisiana State	5
12.	Florida State	5
13.	Michigan	5
14.	UCLA	4
15.	Virginia Tech	1

Tiger Signees in Top 150

Rk	Player	Pos.
1.	Da'Quan Bowers	DE
12.	Jamie Harper	RB
34.	Kyle Parker	QB
39.	Brandon Thompson	DT
40.	Spencer Adams	S
44.	Andre Ellington	RB
65.	Xavier Brewer	CB
78.	Antoine McClain	OL
83.	Dwayne Allen	TE
149.	Tarik Rollins	LB

Coaching is the most critical component of such an environment. An outstanding coach can sometimes transform meager resources into a good program, but the greatest success comes when top-quality coaching combined with top-quality facilities allows that coach to recruit successfully on a consistent and continuing basis.

Running back James Davis, the 2005 ACC Rookie-of-the-Year, said that one of the biggest contributing factors in coming to Clemson was the University's commitment to upgrading facilities. "Does Clemson want to be a championship program?" asked Davis when considering Clemson. "The WestZone (initiative) showed me that it does."

Building success requires building for success. While the WestZone is located in Memorial Stadium, the



WestZone is a vital reason the Tigers' recruiting rankings have been among the best in the nation in recent years. As evidence, Clemson's 2008 recruiting class was ranked #2 in the country according to ESPN.com.



Strength & Conditioning

One of the most important facilities on the Clemson athletic landscape is the strength & conditioning facility. Located in Jervey Athletic Center, it has continued to keep up with one of the most progressive areas in college sports. Director of Strength & Conditioning Joey Batson, who is in his 12th year, makes sure Clemson student-athletes in all sports are ready for competition.

In the summer of 2004, he oversaw a third major facility enhancement. When he came to Clemson, the facility covered 11,000 square feet. It has continued to grow and now covers nearly 15,000 square feet. It is one of the most modern all-around facilities in the country.

The following improvements were made:

- State-of-the-art sound system
- Eight flat-screen plasma televisions
- State-of-the-art ventilation system
- New lighting system
- 10 new multi-functional Clemson power racks
- Mondo-rubber flooring throughout entire weight room
- New orange upholstery on all weightlifting equipment
- New paint on surrounding walls and columns
- Carpeting in entrances and offices
- Front entrance drop ceiling
- Metal overlay for awards displays
- Reconstruction of entryway walls
- Two computerized message displays

The plush atmosphere provides an interesting contrast to the physical exertion that takes place within the facility. When a student-athlete enters

the etched-glass doors, he is greeted by nearly \$700,000 worth state-of-the-art equipment.

The 10 plasma televisions are positioned throughout the facility and are used for training and instruction, as strength coaches film athletes and work with them on their form.

Clemson has a staff of six full-time strength coaches along with one part-time assistant, four graduate assistants, and numerous student assistant coaches who ensure a Tiger football player receives as much individual attention as possible. Training programs are position specific, as they are designed to meet the specific needs of each student-athlete.

Batson is one of the nation's most highly-regarded strength coaches. In his 11 years, he has coached 15 strength All-Americans. He is a major reason the football program has been to a bowl game nine of his 11 years. Also, nine of his former assistant strength coaches at

Strength All-Americans

1981	Jeff Davis, LB
	Jeff Bryant, DT
	Lee Nanney, OT
1983	William Perry, MG
1984	Kenny Flowers, TB
1985	Jim Riggs, TE
1986	Ty Granger, OT
1987	Danny Pearman, TE
1988	Donnell Woolford, DB
1989	Vince Taylor, LB
1990	Levon Kirkland, OLB
1991	Mike Brown, C
1992	Brentson Buckner, DT
1993	Stacy Seegars, OG
1994	Nelson Welch, PK
1995	Brian Dawkins, SS
1996	Raymond White, MG
1997	Lamont Hall, TE
1998	Jason Gamble, C
1999	Damonte McKenzie, DL
2000	Terry Jolly, DT
2001	Woodrow Dantzler, QB
	T.J. Watkins, OG
	Kyle Young, C
2002	Nick Eason, DT
2003	John Leake, LB
	Gregory Walker, OT
2004	Leroy Hill, LB
2005	Steven Jackson, FB
2006	Dustin Fry, C
	Anthony Waters, LB
2007	Cullen Harper, QB

Dedication Award

1985	Kenny Flowers, TB
	John Phillips, OG
1986	Ty Granger, OT
1987	Mark Drag, MG
1988	Jeff Bak, C
	Mark Drag, MG
1989	Levon Kirkland, OLB
1990	Arthur Bussie, DT
	Curtis Whitley, C
1991	Ashley Sheppard, OLB
1992	Warren Forney, DT
1993	Ed Glenn, TE
	Stephon Wynn, TE
1994	Ed Glenn, TE
1995	Patrick Sapp, OLB
1996	Raymond White, MG
1997	Jason Gamble, C
1998	Jason Gamble, C
1999	Kyle Young, C
2000	Kyle Young, C
	Nick Eason, DT
2001	Chad Carson, LB
	Kyle Young, C
2002	Nick Eason, DT
	Jackie Robinson, WR
2003	Tony Elliott, WR
	J.J. Howard, DE
2004	Maurice Fountain, DE
	Steven Jackson, FB
2005	Chip Myrick, OG
	Anthony Waters, LB
2006	Chansi Stuckey, WR
	Anthony Waters, LB
2007	Tyler Grisham, WR
	Michael Hamlin, S

Clemson are now strength training directors at NFL or college programs.



Strength & Conditioning



Joey Batson

Director of Strength & Conditioning

Now in his 12th year as director of strength & conditioning at Clemson, Joey Batson brings much experience to the position. Batson was familiar with the Tiger program before he started his career in a full-time capacity, having served as a graduate assistant in the strength & conditioning area from 1985-88. In the course of his professional career, he has pioneered many training techniques in the strength, speed, and conditioning fields. Referred to by Batson as "Not So Basic Strength Training," the collection of innovative techniques has led to impressive results by many Tiger players over his career.

Batson has had a strong impact on the program since he became director in 1997. He has had much to do with the success of Tommy Bowden's football program, helping the Tigers to eight bowl games and four top-25 finishes. In his 11 previous years, Clemson has had 15 football players who were named strength All-Americans, including Cullen Hapner in 2007.

An example of his respect level in the profession is demonstrated by the number of former assistants (9) who are now assistants or directors at other universities or NFL teams.

Prior to his return to Clemson, Batson served as the first full-term director of strength training at Furman. In 1996, he was named Strength & Conditioning Professional-of-the-Year in the Southern Conference by the National Strength & Conditioning Coaches Association. In addition to his four years at Furman, he also worked as the director of strength & conditioning at Bowling Green, and served a year at South Carolina as assistant director of strength & conditioning.

Not only does Batson bring professional experience to the position, he brings experience as a football player at the collegiate level. The Greenville, SC native was a tight end at The Citadel in 1979 before transferring to Newberry, where he was a two-year letterman and team co-captain during his senior season. Batson earned his bachelor of arts degree in physical education from Newberry and his masters degree in education from Clemson in 1988.

Batson is certified through the Collegiate Strength & Conditioning Coaches Association and is a member of several other professional groups, which include the National Strength & Conditioning Coaches Association. He has completed the Club Coach Certification program by the United States Weightlifting Federation. He also serves as one of the state directors for the National Association of Speed & Explosion.

Batson, who started his employment as director on June 2, 1997, is married to the former Susan Malone of Greenville, SC. The couple has two children, Michael (12) and Benjamin (9).



Joey Batson is one of the top strength & conditioning directors in the country. He has had 15 strength All-Americans in his 11 seasons overseeing the Clemson strength & conditioning program.





1981 National Championship Season

Sports Illustrated

JANUARY 11, 1982 \$1.50

No. 1

Orange Bowl Hero
Perry Tuttle
of Clemson



1981 National Championship Season




1981 NATIONAL CHAMPIONS



1982 Orange Bowl Champions

CLEMSON TIGERS

1981 ACC Champions



Notes of Interest on the 1981 Team

- Clemson won its first national title in any sport and the first for the ACC in football in 28 years.
- Clemson had five different players earn All-America honors, more than any other Tiger team in history.
- There was no controversy concerning the voting of the National Champion in 1981. Clemson ended the season as the only undefeated, untied team in Division I after the bowl games and was the only team with three wins over top-10 teams.
- Head Coach Danny Ford (age 33 at the time) remains the youngest coach in history of college football to win the National Championship.
- Clemson forced 41 turnovers in the 12 games, still a school record for turnovers forced in a season.
- During one stretch in the season, the Clemson defense held the opposition without a touchdown for 18 consecutive quarters and no opponent scored a rushing touchdown against Clemson during the first seven games of the season.
- Clemson won the national title in 1981 after going 6-5 the previous season. The Tigers were unranked in every preseason poll entering 1981.
- Clemson's improvement of 5.5 games from 1980 to 1981 was the largest improvement in the nation.
- Only one team (Wofford) had more time of possession in a game against Clemson all season.
- Clemson had the lead at the end of the first quarter in just four of the 12 games.
- Clemson scored 316 points during the regular season of 1981, the exact same total Georgia scored in its 11-game

regular season of 1980, the year the Bulldogs won the national title.

- Good health was a big reason for Clemson's success in the 1981 season. Only five different starters missed any games during the entire season and no player missed more than two games all year. A collective total of only eight games were missed by five starters during the 1981 season.
- No opponent had a run from scrimmage longer than 26 yards and no opponent had a play over 30 yards all season. The longest touchdown play against Clemson was 25 yards, on a halfback option pass from Mike Rozier to Anthony Steels of Nebraska in the Orange Bowl.
- During offseason conditioning in the summer of 1981, Strength Coach George Dostal constructed a simple sign for his strength training facility... "1982 Orange Bowl, Clemson vs. Nebraska."
- The Clemson senior student who was in charge of pep rallies for the 1981 season was former **CBS This Morning** anchor Jane Robelot.
- The day after Clemson defeated North Carolina in Chapel Hill, NC, placekicker Donald Igwebuike flew to Maryland, where Clemson's third-ranked soccer team defeated Maryland 4-0 to clinch the ACC title. Igwebuike played on two ACC Championship teams during that fall, both of which finished ranked in the top 10 in the nation.

Records Set in 1981 That Stand Today

- Points vs. ACC opponent, 82 vs. Wake Forest, 10/31
- Rushing yards in the modern era, 536 vs. Wake Forest, 10/31
- Total offense yards in a game, 756 vs. Wake Forest, 10/31
- Third-down conversion percentage in a game, 100.0 (12-12) vs. Wake Forest, 10/31
- Turnovers forced in a game, 9 vs. Georgia, 9/19
- Wins in a season, 12
- Wins over top-10 teams in a season, 3
- Turnovers forced in a season, 41

Team Honors & Awards

- Associated Press** National Champions
- United Press International** National Champions
- Sporting News** National Champions
- Sports Illustrated** National Champions
- Football Writers Association National Champions
- Football Coaches Association National Champions
- Washington Touchdown Club National Champions
- Chicago Tribune** Fans National Champions
- Orange Bowl Champions
- ACC Champions
- Second in the nation in scoring defense
- Seventh in the nation in rushing defense
- Seventh in the nation in turnover margin
- Eighth in the nation in total defense
- Nation's most improved team (+5.5 games)

Head Coach Danny Ford

- Football Writers Association National Coach-of-the-Year
- United Press International** National Coach-of-the-Year
- American Football Coaches Association National Coach-of-the-Year
- WTBS** National Coach-of-the-Year
- Washington Touchdown Club National Coach-of-the-Year
- ACC Coach-of-the-Year

All-Americans

- Jeff Bryant** - **Football News** (2nd team)
- Jeff Davis** - **Kodak** (1st team), **United Press International** (1st team), **Football Writers** (1st team), **Football News** (1st team), **Associated Press** (2nd team)
- Terry Kinard** - **Associated Press** (1st team), **NEA** (1st team), **Football Writers Association** (1st team), **WTBS** (1st team)
- Lee Nanney** - **United Press International** (2nd team)
- Perry Tuttle** - **The Sporting News** (1st team), **NEA** (1st team), **Football News** (2nd team)

Final 1981 AP Poll

Rk	Team	Head Coach	W-L
1.	Clemson	Danny Ford	12-0
2.	Texas	Fred Akers	10-1-1
3.	Penn State	Joe Paterno	10-2
4.	Pittsburgh	Jackie Sherrill	11-1
5.	Southern Methodist	Ron Meyer	10-1
6.	Georgia	Vince Dooley	10-2
7.	Alabama	Bear Bryant	9-2-1
8.	Miami (FL)	Howard Schnellenberger	9-2
9.	North Carolina	Dick Crum	10-2
10.	Washington	Don James	10-2
11.	Nebraska	Tom Osborne	9-3
12.	Michigan	Bo Schembechler	9-3
13.	Brigham Young	LaVell Edwards	11-2
14.	Southern California	John Robinson	9-3
15.	Ohio State	Earle Bruce	9-3
16.	Arizona State	Darryl Rogers	9-2
17.	West Virginia	Don Nehlen	9-3
18.	Iowa	Hayden Fry	8-4
19.	Missouri	Warren Powers	8-4
20.	Oklahoma	Barry Switzer	7-4-1

1981 Tigers in the NFL

Player, Pos.	Pro Bowls	S.B. Champ.	Draft Round	NFL Years
Cliff Austin, TB	---	---	3	5
Dan Benish, DT	---	1	FA	6
Jeff Bryant, DT	---	---	1	12
Brian Clark, OT	---	---	12	1
Kenny Danforth, SS	---	---	FA	1
Billy Davis, DB	---	---	FA	1
Jeff Davis, LB	---	---	5	6
Ty Davis, DB	---	1	3	3
K.D. Dunn, TE	---	---	5	3
Dale Hatcher, P	1	---	3	7
Andy Headen, OLB	---	1	8	6
Donald Igwebuike, PK	---	---	10	6
Homer Jordan, QB#	---	---	FA	1
Terry Kinard, FS	1	1	1	8
Kevin Mack, FB	2	---	1	9
Jeff McCall, FB	---	1	7	1
Chuck McSwain, RB	---	---	5	3
Rod McSwain, DB	---	---	3	7
William Perry, MG	---	1	1	10
Reggie Pleasant, DB*	---	---	6	2
Johnny Rember, OLB	1	---	4	10
Perry Tuttle, WR^	---	---	1	3

- played three years in the CFL; * - played 10 years in the CFL; ^ - played seven years in the CFL

Clemson's Bowl History

Clemson has a rich bowl tradition. The Tigers have a 15-15 record in bowl games, and the 15 bowl wins are 18th-most in NCAA history. Clemson's first bowl game was in the 1940 Cotton Bowl when the Tigers defeated Frank Leahy (Boston College) 6-3.

With its 2007 Chick-fil-A Bowl appearance, Clemson has appeared in a bowl game 19 of the last 23 seasons. That is the ninth-most bowl appearances since 1985.

Clemson has beaten some of the top programs in college football history in bowl games. The list of schools Clemson has beaten in a bowl game includes prominent programs Colorado, Miami (FL), Nebraska, Ohio State, Oklahoma, Penn State, Stanford, Tennessee, and West Virginia.

Clemson won its first three bowl games, victories over Boston College, Missouri, and Miami (FL). The three coaches Clemson defeated in those games were Frank Leahy, Don Faurot, and Andy Gustafson, and all three are in the College Football Hall of Fame.

Clemson has a football program that has been steady over the years in bowl games, no matter who has led the program as head coach. No less than six different head coaches (Jess Neely, Frank Howard, Danny Ford, Ken Hatfield, Tommy West, and Tommy Bowden) have all won bowl games for the Tigers.

Overall, nine of Clemson's 15 bowl wins have come against coaches who are in the College Football Hall of Fame, including 2007 inductee Joe Paterno of Penn State. Clemson has four bowl wins over coaches who are in the 200-victory club. Woody Hayes of Ohio State, Tom Osborne of Nebraska, Paterno and Nehlen are all coaches with at least 200 wins who lost bowl games to Clemson.

Clemson's Bowl Results (15-15)

Year	Bowl	Site	Opponent (Ranks)	W-L	Score
1939	Cotton	Dallas, TX	Boston College (11,NR)	W	6-3
1948	Gator	Jacksonville, FL	Missouri	W	24-23
1950	Orange	Miami, FL	Miami (FL) (15-16)	W	15-14
1951	Gator	Jacksonville, FL	Miami (FL)	L	0-14
1956	Orange	Miami, FL	Colorado (20-18)	L	21-27
1958	Sugar	New Orleans, LA	Louisiana State (1,1)	L	0-7
1959	Bluebonnet	Houston, TX	Texas Christian (7,8)	W	23-7
1977	Gator	Jacksonville, FL	Pittsburgh (10,9)	L	3-34
1978	Gator	Jacksonville, FL	Ohio State (20,NR)	W	17-15
1979	Peach	Atlanta, GA	Baylor (19,19)	L	18-24
1981	Orange	Miami, FL	Nebraska (4,4)	W	22-15
1985	Independence	Shreveport, LA	Minnesota	L	13-20
1986	Gator	Jacksonville, FL	Stanford (20,17)	W	27-21
1987	Citrus	Orlando, FL	Penn State (20,19)	W	35-10
1988	Citrus	Orlando, FL	Oklahoma (10,11)	W	13-6
1989	Gator	Jacksonville, FL	West Virginia (17,17)	W	27-7
1990	Hall of Fame	Tampa, FL	Illinois (16,17)	W	30-0
1991	Citrus	Orlando, FL	California (14,14)	L	13-37
1993	Peach	Atlanta, GA	Kentucky	W	14-13
1995	Gator	Jacksonville, FL	Syracuse	L	0-41
1996	Peach	Atlanta, GA	Louisiana State (17,16)	L	7-10
1997	Peach	Atlanta, GA	Auburn (13,13)	L	17-21
1999	Peach	Atlanta, GA	Mississippi State (15,16)	L	7-17
2000	Gator	Jacksonville, FL	Virginia Tech (6,5)	L	20-41
2001	Humanitarian	Boise, ID	Louisiana Tech	W	49-24
2002	Tangerine	Orlando, FL	Texas Tech	L	15-55
2003	Peach	Atlanta, GA	Tennessee (6,7)	W	27-14
2005	Champs Sports	Orlando, FL	Colorado	W	19-10
2006	Music City	Nashville, TN	Kentucky	L	20-28
2007	Chick-fil-A	Atlanta, GA	Auburn (22,21)	L	20-23

Note: Years are regular season, not necessarily the calendar year the game was played.

Clemson has bowl wins over some of the greatest coaches in college football history:

- Frank Leahy, the second-winningest coach in college football history on a winning-percentage basis, when Clemson defeated Boston College in the 1940 Cotton Bowl.
- Joe Paterno of Penn State, the second-winningest coach in Division I college football history on a total-wins basis, when Clemson defeated Penn State 35-10 in the 1988 Citrus Bowl. It is still the largest margin of defeat in a bowl game for

Paterno, who is the winningest coach in college history in terms of victories in bowl games.

• Woody Hayes of Ohio State, the ninth-winningest coach in college football history (Division I) on a total-victories basis, when Clemson defeated the Buckeyes 17-15 in the 1978 Gator Bowl, Hayes' last game as coach.

• Barry Switzer of Oklahoma, the fourth-winningest coach in Division I college football history on a winning-percentage basis, when Clemson defeated Oklahoma in 1989 Citrus Bowl, Switzer's final game as a college coach.

• Tom Osborne of Nebraska, the seventh-winningest coach in college football (Division I) history on a total-wins basis, when Clemson defeated the Cornhuskers in the 1981 Orange Bowl, which gave the Tigers their only national title.

• Don Nehlen of West Virginia, the 14th-winningest coach in Division I history when Clemson downed the Mountaineers 27-7 in the 1989 Gator Bowl.

• Phillip Fulmer of Tennessee, the fifth-winningest active coach in Division I, when the Tigers defeated a #6 Tennessee team 27-14 in the 2004 Peach Bowl.

All-Time Bowl Victories

Rk	Team	Wins
1.	Alabama	31
2.	Southern California	29
3.	Penn State	26
4.	Tennessee	25
5.	Georgia	24
	Oklahoma	24
	Texas	24
8.	Georgia Tech	22
	Nebraska	22
10.	Florida State	20
	Louisiana State	20
12.	Auburn	19
	Michigan	19
	Mississippi	19
15.	Miami (FL)	18
	Ohio State	18
17.	Florida	16
18.	Clemson	15
19.	Washington	14
20.	Boston College	13
	Notre Dame	13
	Texas A&M	13
	UCLA	13

Consecutive Years Winning Bowl

Rk	Team	Years	Wins
1.	Florida State	1985-95	11
2.	Boston College	2000-07	8
3.	UCLA	1982-88	7
4.	Georgia Tech	1951-56	6
	Nebraska	1970-75	6
	Alabama	1975-80	6
7.	Clemson	1986-90	5
	Penn State	1979-83	5
	Marshall	1998-02	5



Billy Hair passed for 178 yards and rushed for 48 yards in Clemson's 15-14 victory over Miami (FL) in the 1951 Orange Bowl. It capped the Tigers' undefeated season with a 9-0-1 record.

Clemson's 58 Top-25 Wins



Date	Site	Opponent	AP-Coach	Score					
1-1-40	N1	Boston College	11-NP	6-3	12-30-89	N6	West Virginia	17-17	27-7
11-13-48	A	Wake Forest	19-NP	21-14	10-27-90	H	North Carolina	NR-24	20-3
9-30-50	A	Missouri	17-NP	34-0	1-1-91	N8	Illinois	16-17	30-0
10-28-50	A	Wake Forest	17-NR	13-12	9-28-91	H	Georgia Tech	19-18	9-7
1-1-51	N2	Miami (FL)	15-16	15-14	10-26-91	H	N.C. State	12-12	29-19
10-9-54	N3	Florida	14-17	14-7	10-10-92	A	Virginia	10-10	29-28
11-3-56	H	Virginia Tech	16-NR	21-6	11-7-92	H	North Carolina	18-18	40-7
9-19-59	A	North Carolina	12-NP	20-18	10-2-93	H	N.C. State	24-23	20-14
12-19-59	N4	Texas Christian	7-8	23-7	11-13-93	H	Virginia	18-16	23-14
11-18-67	H	N.C. State	10-10	14-6	11-5-94	A	North Carolina	19-12	28-17
10-9-71	N5	Duke	14-15	3-0	10-19-96	H	Georgia Tech	22-24	28-25
9-17-77	A	Georgia	17-19	7-6	11-9-96	A	Virginia	15-16	24-16
11-18-78	A	Maryland	11-11	28-24	9-13-97	A	N.C. State	NR-25	19-17
12-30-78	N6	Ohio State	20-NR	17-15	9-11-99	H	Virginia	22-19	33-14
11-3-79	H	Wake Forest	14-14	31-0	11-18-00	H	South Carolina	25-NR	16-14
11-22-80	H	South Carolina	14-15	27-6	9-29-01	A	Georgia Tech	9-11	(OT)47-44
9-19-81	H	Georgia	4-4	13-3	10-11-03	H	Virginia	25-24	(OT)30-27
11-7-81	A	North Carolina	8-9	10-8	11-8-03	H	Florida State	3-3	26-10
1-1-82	N2	Nebraska	4-4	22-15	1-2-04	N9	Tennessee	6-7	27-14
11-6-82	H	North Carolina	18-13	16-13	11-6-04	A	Miami (FL)	11-10	(OT)24-17
11-13-82	A	Maryland	18-16	24-22	9-3-05	H	Texas A&M	17-17	25-24
11-5-83	A	North Carolina	10-9	16-3	11-12-05	H	Florida State	17-16	35-14
11-12-83	H	Maryland	11-17	52-27	11-19-05	A	South Carolina	19-21	13-9
9-20-86	A	Georgia	14-10	31-28	9-16-06	A	Florida State	9-10	27-20
12-27-86	N6	Stanford	20-17	27-21	10-21-06	H	Georgia Tech	13-13	31-7
9-19-87	H	Georgia	18-17	21-20	9-3-07	H	Florida State	19-21	24-18
1-1-88	N7	Penn State	20-19	35-10	N1 - Dallas, TX (Cotton Bowl); N2 - Miami, FL (Orange Bowl);				
10-15-88	H	Duke	22-24	49-17	N3 - Jacksonville, FL; N4 - Houston, TX (Bluebonnet Bowl);				
11-19-88	H	South Carolina	25-21	29-10	N5 - Norfolk, VA (Oyster Bowl); N6 - Jacksonville, FL (Ga-				
1-1-89	N7	Oklahoma	10-11	13-6	tor Bowl); N7 - Orlando, FL (Citrus Bowl); N8 - Tampa, FL				
9-9-89	A	Florida State	16-16	34-23	(Hall of Fame Bowl); N9 - Atlanta, GA (Peach Bowl); Note:				
10-21-89	H	N.C. State	12-12	30-10	Home games in bold .				

Clemson's Highest-Ranked Wins

Year	Opponent	Site	Opp. Rk	Score
2003	Florida State	H	3-3	26-10
1981	Georgia	H	4-4	13-3
1981	Nebraska	N1	4-4	22-15
2003	Tennessee	N2	6-7	27-14
1959	Texas Christian	N3	7-8	23-7
1981	North Carolina	A	8-9	10-8
2001	Georgia Tech	A	9-11	(OT)47-44
2006	Florida State	A	9-10	27-20
1967	N.C. State	H	10-10	14-6
1983	North Carolina	A	10-9	16-3
1988	Oklahoma	N4	10-11	13-6
1992	Virginia	A	10-10	29-28
2004	Miami (FL)	A	11-10	(OT)24-17
1986	Georgia	A	14-10	31-28

N1 - Miami (FL); N2 - Atlanta, GA; N3 - Houston, TX; N4 - Orlando, FL; Note: Rankings by AP and coaches, respectively; home games in **bold**.

Clemson's Ranked Wins Records

Top-25 Wins in a Season:3 (1981,88, 89,03,05)
 Top-20 Wins in a Season:3 (1981,89,05)
 Top-10 Wins in a Season:3 (1981)
 Wins Over Top-25 Teams in Consecutive Games:.....
2 (1982,83,05)
 Largest Victory Margin Over a Top-25 Team:.....
34 (34-0 at #17 Missouri in 1950)
 Largest Victory Margin Over a Top-10 Team:.....
16 (26-10 vs. #3 Florida State in 2003)
16 (23-7 vs. #7 Texas Christian in 1959)
 Largest Victory Margin on Road vs. Top-25 Team: ..
34 (34-0 at #17 Missouri in 1950)



The Tiger defense stifled Herschel Walker in Clemson's 13-3 win over #4 Georgia in 1981.



Chester McGlockton caused and recovered a Major Harris fumble for a touchdown in the Tigers' 27-7 victory in the 1989 Gator Bowl against #17 West Virginia in 1989.




James Davis scampered 29 yards for a touchdown in the Tigers' 24-18 win over #19 Florida State in 2007. It marked Clemson's fourth victory in the last five seasons against a top-20 ranked Florida State squad.



All-Americans

Year	Player, Pos.	AP	UPI	FC	FW	WC	SN	FN	Other
1928	O.K. Pressley, C								Heisman ⁽³⁾ , NEA ⁽³⁾
1939	Banks McFadden, B	1	3	1	1				Colliers ⁽¹⁾ , NEA ⁽¹⁾
1940	Joe Blalock, E		2						Hearst ⁽¹⁾
1941	Joe Blalock, E		2		1			1	Central Press ⁽¹⁾
1945	Ralph Jenkins, C	3							INS ⁽¹⁾
1948	Bobby Gage, B								INS ⁽¹⁾
1950	Jackie Calvert, S	2							NEA ⁽¹⁾
1952	Tom Barton, OL		2						
1955	Joel Wells, RB		3						
1959	Lou Cordileone, OL	1				1			
1966	Wayne Mass, OL		2						Dell Sports ⁽¹⁾
1967	Harry Olszewski, OG	2	1	1	1	1	2		
1970	Dave Thompson, OG		2						NEA ⁽¹⁾
1974	Bennie Cunningham, TE	1	1	1				1	
1975	Bennie Cunningham, TE					1	1		Time ⁽¹⁾
1977	Joe Bostic, OG	3			1			3	
1978	Joe Bostic, OG	2	2					1	
	Jerry Butler, WR	1				1			NEA ⁽²⁾
	Steve Fuller, QB	3							
1979	Jim Stuckey, DT	1	1		1		1		
1980	Obed Ariri, PK								NEA ⁽²⁾
1981	Jeff Davis, LB	2	1	1	1	1		1	
	Terry Kinard, FS	1			1				NEA ⁽¹⁾
	Perry Tuttle, WR						1	2	
	Jeff Bryant, DT							2	
	Lee Nanney, OT		2						
1982	* Terry Kinard, FS	1	1	1	1	1	1	1	
	William Perry, MG	3							
	Johnny Rembert, LB	3						3	
1983	William Perry, MG	1	1		1	1		2	
	James Robinson, DT						2		
	James Farr, OG	3							
1984	William Perry, MG	3	1			1		1	
	Dale Hatcher, P						2		
	Donald Igwebuike, PK	3							
1985	Steve Reese, OG							2	
1986	Terrence Flagler, RB	3			1			3	
	John Phillips, OG		1				2	2	
1987	Michael Dean Perry, DT		2		1		2	2	
	John Phillips, OG	2						3	
	David Treadwell, PK	1	1	1		1	1	1	
	Donnell Woolford, CB	3		1			2		
1988	Donnell Woolford, CB		1	1	1	1	1	2	
1989	Stacy Long, OT	3					1		
	Chris Gardocki, PK	3							
1990	Stacy Long, OT	1	1	1	1		1	1	
	Chris Gardocki, PK	2	2					3	
	Levon Kirkland, LB	2	2					3	
1991	Jeb Flesch, OG	1	1			1	2	1	
	Levon Kirkland, LB		2	1		1	1	2	SH ⁽¹⁾
	Rob Bodine, MG	2			1		2		CP ⁽²⁾
	Ed McDaniel, LB	3							CP ⁽¹⁾
1992	Stacy Seegars, OG	2	2					3	
	Nelson Welch, PK	3							
1993	Stacy Seegars, OG	1	2			1	1	1	CP ⁽²⁾
1995	Brian Dawkins, S	2					2		
	Anthony Simmons, LB	3							
1996	Anthony Simmons, LB	3					1	2	
1997	Anthony Simmons, LB	1		1			1	2	CP ⁽²⁾
	Jim Bundren, OT	3					3	2	
1998	Antwan Edwards, CB	3						3	Football Digest ⁽¹⁾
1999	Keith Adams, LB	2					3	1	CBS Sportsline ⁽²⁾
2000	Keith Adams, LB	1				1	1	1	CNNSI ⁽¹⁾
	Kyle Young, C						3	2	
	Robert Carswell, FS	3					3		
	Rod Gardner, WR								Gannett ⁽¹⁾ , CP ⁽¹⁾
2001	Kyle Young, C						3	3	
2002	Brian Mance, CB						4		
2004	Leroy Hill, LB	3							Rivals ⁽¹⁾
	Justin Miller, KR						2		Rivals ⁽²⁾ , CNNSI ⁽²⁾
2005	Tye Hill, CB	2				1	1	2	Rivals ⁽¹⁾ , ESPN ⁽¹⁾
2006	* Gaines Adams, DE	1		1	1	1	1	1	Rivals ⁽¹⁾ , ESPN ⁽¹⁾
	Nathan Bennett, OG	3							
2007	Barry Richardson, OT					2		1	
	Chris McDuffie, OG						2		

* - unanimous All-American; WC - Walter Camp; SN - Sporting News; FN - Football News; NEA - Newspaper Enterprise of America; SH - Scripps-Howard; CP - College & Pro Football Weekly; INS - International News Service



Tye Hill
First-Team All-American, 2005

AP All-Americans

Player, Pos.	Year
Banks McFadden, B	1939
Lou Cordileone, L	1959
Bennie Cunningham, TE	1974
Jerry Butler, WR	1978
Jim Stuckey, DT	1979
Terry Kinard, FS	1981
Terry Kinard, FS	1982
David Treadwell, PK	1987
Stacy Long, OT	1990
Jeb Flesch, OG	1991
Stacy Seegars, OG	1993
Anthony Simmons, LB	1997
Keith Adams, LB	2000
Gaines Adams, DE	2006

Note: First-team selections only.

Multi-Year All-Americans


Player, Pos.	Years
Joe Blalock, WR	1940,41
Bennie Cunningham, TE	1974,75
Joe Bostic, OG	1977,78
Terry Kinard, FS	1981,82
William Perry, MG	1982-84
John Phillips, OG	1986,87
Donnell Woolford, CB	1987,88
Stacy Long, OT	1989,90
Chris Gardocki, PK	1989,90
Levon Kirkland, LB	1990,91
Stacy Seegars, OG	1992,93
Anthony Simmons, LB	1995-97
Keith Adams, LB	1999,00
Kyle Young, C	2000,01

Note: First-team selections only.

First-Round Draft Picks



Gaines Adams
Defensive End
Tampa Bay Buccaneers
#4 Overall Draft Pick, 2007




First-Round Draft Picks

Year	Player, Pos.	Pick	Team
1939	Banks McFadden, B	4	Dodgers
1949	Bobby Gage, RB	6	Steelers
1960	Lou Cordileone, L	12	Giants
	Harvey White, QB	NA	Patriots
1976	Bennie Cunningham, TE	28	Steelers
1979	Jerry Butler, WR	5	Bills
	Steve Fuller, QB	23	Chiefs
1980	Jim Stuckey, DT	20	49ers
1982	Jeff Bryant, DT	6	Seahawks
	Perry Tuttle, WR	19	Bills
1983	Terry Kinard, FS	10	Giants
1985	William Perry, MG	22	Bears
1987	Terrence Flagler, TB	25	49ers
1989	Donnell Woolford CB	11	Bears
1992	Chester McGlockton, DT	16	Raiders
1993	Wayne Simmons, OLB	15	Packers
1997	Trevor Pryce, DE	28	Broncos
1998	Anthony Simmons, ILB	15	Seahawks
1999	Antwan Edwards, CB	25	Packers
2001	Rod Gardner, WR	15	Redskins
2006	Tye Hill, CB	15	Rams
2007	Gaines Adams, DE	4	Buccaneers





Super Bowl Champions



Trevor Pryce
Denver Broncos, 1997,98

Super Bowl Champions

Player, Pos.	Year(s)	Team
Dan Benish, DT	1987	Redskins
Jeff Bostic, C	1982,87,91	Redskins
Dwight Clark, WR	1981,84	49ers
Bennie Cunningham, TE	1978,79	Steelers
Terrence Flagler, RB	1988,89	49ers
Steve Fuller, QB	1985	Bears
Chris Gardocki, P	2005	Steelers
Andy Headen, LB	1986	Giants
Tony Horne, WR	1999	Rams
Terry Kinard, FS	1986	Giants
Bill Mathis, RB	1968	Jets
Dexter McCleon, CB	1999	Rams
John McMakin, TE	1974	Steelers
William Perry, MG	1985	Bears
Trevor Pryce, DT	1997,98	Broncos
Wayne Simmons, LB	1996	Packers
Archie Reese, DT	1981	49ers
Jim Stuckey, DT	1981,84	49ers
James Trapp, DB	2000	Ravens
Charlie Waters, S	1971,77	Cowboys

Note: Years reflect regular seasons.



Jeff Bostic
Washington Redskins, 1982,87,91



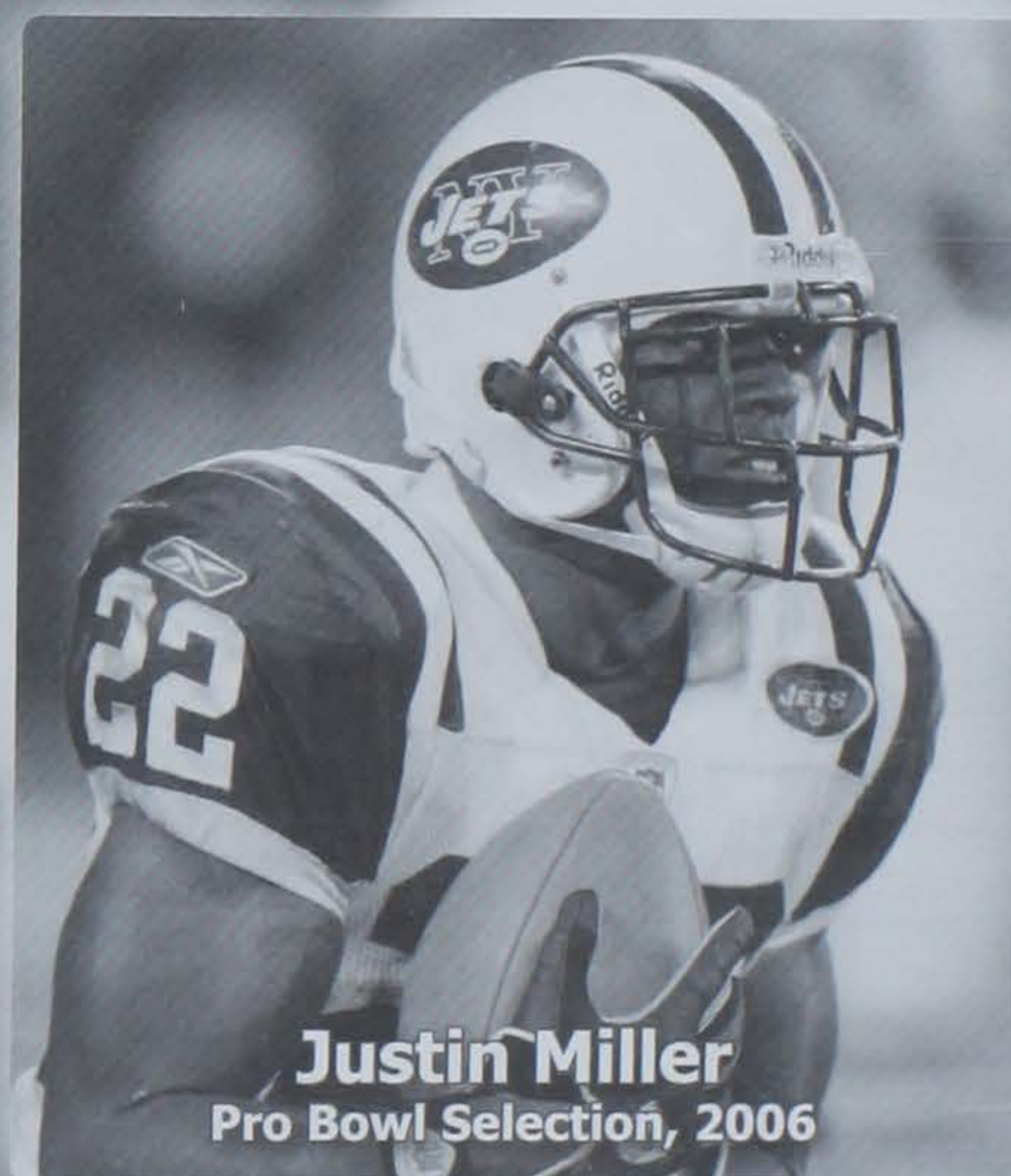
Pro Bowl Players



Brian Dawkins
Six-Time Pro Bowl Selection

Pro Bowl Selections

Player, Pos.	Year	Team
Ray Mathews, HB	1952	Steelers
Ray Mathews, HB	1953	Steelers
Ray Mathews, HB	1955	Steelers
Bill Mathis, RB	1961	Jets
Bill Hudson, DT	1961	Chargers
Harold Olson, OT	1961	Bills
Bill Mathis, RB	1963	Jets
Charlie Waters, S	1976	Cowboys
Charlie Waters, S	1977	Cowboys
Charlie Waters, S	1978	Cowboys
Jerry Butler, WR	1980	Bills
Dwight Clark, WR	1981	49ers
Dwight Clark, WR	1982	49ers
Jeff Bostic, C	1983	Redskins
Kevin Mack, RB	1985	Browns
Dale Hatcher, P	1985	Rams
Kevin Mack, RB	1987	Browns
Johnny Rembert, LB	1988	Patriots
Terry Kinard, FS	1988	Giants
Michael Dean Perry, DT	1989	Browns
David Treadwell, PK	1989	Broncos
Johnny Rembert, LB	1989	Patriots
Michael Dean Perry, DT	1990	Browns
Michael Dean Perry, DT	1991	Browns
Michael Dean Perry, DT	1993	Browns
Donnell Woolford, CB	1993	Bears
Michael Dean Perry, DT	1994	Browns
Chester McGlockton, DT	1994	Raiders
Chester McGlockton, DT	1995	Raiders
Chester McGlockton, DT	1996	Raiders
Michael Dean Perry, DT	1996	Broncos
Terry Allen, TB	1996	Redskins
Chris Gardocki, PK	1996	Colts
Levon Kirkland, LB	1996	Steelers
Levon Kirkland, LB	1997	Steelers
Chester McGlockton, DT	1997	Raiders
Ed McDaniel, LB	1998	Vikings
Trevor Pryce, DT	1999	Broncos
Brian Dawkins, FS	1999	Eagles
Trevor Pryce, DT	2000	Broncos
Brian Dawkins, FS	2001	Eagles
Trevor Pryce, DT	2001	Broncos
Brian Dawkins, FS	2002	Eagles
Trevor Pryce, DT	2002	Broncos
Brian Dawkins, FS	2004	Eagles
Brian Dawkins, FS	2005	Eagles
Brian Dawkins, FS	2006	Eagles
Justin Miller, KR	2006	Jets



Justin Miller
Pro Bowl Selection, 2006



Former Clemson NFL Greats



TERRY ALLEN, TB

NFL PRO BOWL, 1996
FOUR 1,000-YARD RUSHING SEASONS
NFL TOUCHDOWN LEADER, 1996
CLEMSON TIGER, 1987-89



JEFF BOSTIC, C

NFL PRO BOWL, 1983
THREE-TIME SUPER BOWL CHAMPION
CLEMSON HALL OF FAME INDUCTEE
CLEMSON TIGER, 1977-79



JERRY BUTLER, WR

AFC ROOKIE-OF-THE-YEAR, 1979
NFL PRO BOWL, 1980
CLEMSON RING OF HONOR INDUCTEE
CLEMSON TIGER, 1976-78




DWIGHT CLARK, WR

NFL MVP, 1982
NFL PRO BOWL, 1981, 82
NFL RECEPTION LEADER, 1982
CLEMSON HALL OF FAME INDUCTEE
CLEMSON TIGER, 1975-78



BENNIE CUNNINGHAM, TE

SUPER BOWL CHAMPION, 1978, 79
FIRST-ROUND DRAFT PICK, 1976
CLEMSON HALL OF FAME INDUCTEE
ONLY TIGHT END ON ACC'S 50-YEAR ANNIVERSARY TEAM
CLEMSON TIGER, 1973-75



TERRY KINARD, FS

SUPER BOWL CHAMPION, 1986
NFL PRO BOWL, 1988
CLEMSON RING OF HONOR INDUCTEE
CLEMSON TIGER, 1979-82

Former Clemson NFL Greats



LEVON KIRKLAND, LB

NFL ALL-DECADE TEAM, 1990s
NFL PRO BOWL, 1996, 97
11-YEAR NFL VETERAN
ALL-AMERICAN, 1990, 91
CLEMSON TIGER, 1988-91



MICHAEL DEAN PERRY, DT

SIX-TIME NFL PRO BOWL SELECTION
ALL-AMERICAN, 1987
CLEMSON TIGER, 1984-87

CHESTER MCGLOCKTON, DT

NFL PRO BOWL, 1994-97
12-YEAR NFL VETERAN
FIRST-ROUND DRAFT PICK, 1992
CLEMSON TIGER, 1989-91

CHARLIE WATERS, S

THREE-TIME NFL PRO BOWL SELECTION
TWO-TIME SUPER BOWL CHAMPION
CLEMSON HALL OF FAME INDUCTEE
CLEMSON TIGER, 1967-69

WILLIAM PERRY, MG

SUPER BOWL CHAMPION, 1985
ALL-AMERICAN, 1982-84
CLEMSON HALL OF FAME INDUCTEE
CLEMSON TIGER, 1981-84

DONNELL WOOLFORD, CB

NFL PRO BOWL, 1993
ALL-AMERICAN, 1987, 88
CLEMSON HALL OF FAME INDUCTEE
CLEMSON TIGER, 1985-88



Tigers in the NFL in 2007




Charlie Whitehurst
Quarterback
San Diego Chargers

2007 NFL Tigers

Player	Pos.	CU Years	Exp.	Team
Gaines Adams	DE	2003-06	1	Buccaneers
Keith Adams	LB	1998-00	6	Browns
Charles Bennett	DE	2002-05	2	Buccaneers
Vince Ciurciu	LB	1998,99	5	Vikings
Brian Dawkins	S	1992-95	12	Eagles
Nick Eason	DL	1999-02	5	Steelers
Dustin Fry	C	2003-06	1	Rams
Jamaal Fudge	S	2002-05	2	Jaguars
Derrick Hamilton	WR	2001-03	3	Buccaneers
Leroy Hill	LB	2001-04	3	Seahawks
Tye Hill	CB	2002-05	2	Rams
Brandon Jamison	LB	2002	3	Panthers
Justin Miller	CB	2002-04	3	Jets
Trevor Pryce	DL	1996	11	Ravens
Chansi Stuckey	WR	2003-06	1	Jets
Anthony Waters	LB	2003-06	1	Chargers
Charlie Whitehurst	QB	2002-05	2	Chargers


Notes: Includes practice squad players.



Jamaal Fudge
Safety
Jacksonville Jaguars



Offensive Line Tradition




Ralph Jenkins




Jeff Bostic

Joe Bostic



Jeff Nunamacher



Chris McDuffie

Barry Richardson

By the Numbers

2 - Number of offensive linemen who were named All-American in 2007. **Chris McDuffie** and **Barry Richardson** both made various teams. It was the first time Clemson had two All-America offensive linemen in the same year.

3 - Number of consecutive years **Kyle Young** was named a First-Team Verizon Academic All-American, just the second three-time selection among offensive linemen in college football history. Young was also a two-time All-American on the field.

3 - Number of Tiger offensive linemen named to a 2006 All-ACC squad. **Nathan Bennett** and **Barry Richardson** were first-team selections, while **Dustin Fry** was a second-team pick.

10 - Number of times in the last 21 seasons Clemson has led the ACC in rushing, thanks in part to the play of the offensive line.

12 - Number of years in the last 23 seasons Clemson has had an All-America offensive lineman.

44 - Number of All-ACC selections Tiger offensive linemen have earned in the last 30 years.

47 - Number of games tackle **Jim Bundren** and guard **Glenn Rountree** started in a row, leading the Tigers to three straight bowl games from 1995-97.

Honors

All-Americans

O.K. Pressley, C	1928
Ralph Jenkins, C	1945
Tom Barton, OG	1952
Wayne Mass, OT	1966
Harry Olszewski, OG	1967
Dave Thompson, OG	1970
Joe Bostic, OG	1977, 78
Lee Nanney, OT	1981
James Farr, OG	1983
Steve Reese, OG	1985
John Phillips, OG	1986, 87
Stacy Long, OT	1989, 90
Jeb Flesch, OG	1991
Stacy Seegars, OG	1992, 93
Jim Bundren, OT	1997
Kyle Young, C	2000, 01
Nathan Bennett, OG	2006
Barry Richardson, OT	2007
Chris McDuffie, OG	2007

ACC Jacobs Blocking Trophy	
Wayne Mass, OT	1966

Harry Olszewski, OG	1967
Joe Bostic, OG	1977
Lee Nanney, OT	1981
James Farr, OG	1983
John Phillips, OG	1987

All-Conference Players

O.L. Derrick, OG	1903-05
W.A. Schletter, OT	1913
Mutt Gee, C	1917
L.M. Lightsey, OT	1919, 20, 22
R.C. Potts, OG	1919
O.K. Pressley, C	1928
Tom Brown, OT	1935
Charlie Woods, C	1937
Ralph Jenkins, C	1944, 45
Clyde White, OT	1954
Don Chuy, OG	1963
Billy Weaver, OG	1963
Johnny Boyette, OT	1965
Wayne Mass, OT	1966, 67
Harry Olszewski, OG	1966, 67
Joe Lhotsky, OT	1968

Dave Thompson, OG	1970
Ken Peeples, OT	1973, 74
Joe Bostic, OG	1977, 78
Lacy Brumley, OT	1977
Steve Kenney, OT	1978
Jeff Bostic, OG	1979
Lee Nanney, OT	1980, 81
Tony Berryhill, C	1981
James Farr, OG	1983
Steve Reese, OG	1984, 85
John Phillips, OG	1986, 87
Jeff Nunamacher, OT	1987, 88
Stacy Long, OT	1989, 90
Hank Phillips, C	1989
Jeb Flesch, OG	1989-91
Eric Harmon, OG	1990
Mike Brown, C	1991
Bruce Bratton, OT	1991
Stacy Seegars, OG	1992, 93
Will Young, OG	1995
Dwayne Morgan, OT	1995
Jim Bundren, OT	1996, 97
Glenn Rountree, OG	1996, 97

Jamie Trimble, C	1996
Holland Postell, OT	1998
Corey Hulsey, OG	1998
Kyle Young, C	2000, 01
Will Merritt, OG	2000, 01
Akil Smith, OT	2001
Gregory Walker, OT	2003
Roman Fry, OG	2005
Nathan Bennett, OG	2006
Barry Richardson, OT	2006, 07
Dustin Fry, C	2006
Chris McDuffie, OG	2007

ACC 50-Year Selections

Joe Bostic, OG	1975-78
----------------	---------

NFL Players

Jeff Bostic, C	1980-93
Joe Bostic, OG	1979-88
Jim Bundren, OT	1998-00
Don Chuy, OG	1963-69
Brian Clark, OG	1982
Chris Dolce, OG	1983

James Farr, OG	1984, 85
Dustin Fry, C	2007
Ricky Harrell, C	1973
Corey Hulsey, OG	2001, 03-06
Ralph Jenkins, C	1947
Steve Kenney, OT	1979-86
Wayne Mass, OT	1968-72
Jim McCanless, OG	1960
Dwayne Morgan, OT	2003
Wayne Mulligan, C	1969-75
Harry Olszewski, OG	1969, 70
Bob Patton, OT	1952
Ken Peeples, OG	1975
Glenn Rountree, OG	1999
Dave Thompson, OG	1971-75
Gregory Walker, OG	2004
Curtis Whitley, C	1992-97

Super Bowl Champions

Jeff Bostic, Redskins	1982, 87, 91
-----------------------	--------------





Receiver Tradition

By the Numbers

1 - Number of tight ends named to the ACC 50-Year Anniversary team. The only pick was former Tiger **Bennie Cunningham**, an All-America tight end in 1974 and 1975.

4 - Consecutive years the Tigers have had a First-Team All-ACC wideout. **Airese Currie** was a first-team pick when he led the ACC in 2004, while **Chansi Stuckey** was a first-team pick in 2005,06. **Stuckey** led the ACC in 2005. **Aaron Kelly** was named first team in 2007.


4 - Number of Tiger wide receivers who have played in the NFL in the last three seasons, including **Airese Currie**, **Rod Gardner**, **Derrick Hamilton**, and **Kevin Youngblood**. **Chansi Stuckey** was drafted by the Jets in 2007.

9 - Number of ACC reception-yardage champions Clemson has had. **Aaron Kelly** joined the list in 2007.


52 - Number of receptions current Tiger **Aaron Kelly** needs to become the ACC's career reception leader.

1,000 - Number of receiving yards **Rod Gardner** had in consecutive years at Clemson (1999,00). He went on to be a first-round draft pick of the Washington Redskins.


2,000 - Number of yards seven different Tiger wideouts have each had in a career.




John McMakin



Perry Tuttle



Airese Currie



Chansi Stuckey

Honors

All-Americans

Joe Blalock	1940,41
Jerry Butler	1978
Perry Tuttle	1981
Rod Gardner	2000

All-Conference Players

Hope Sandler	1902
Gus Goins	1938
Joe Blalock	1939-41
Chip Clark	1942
Glenn Smith	1950,51
Dreher Gaskins	1953
Dalton Rivers	1956
Gary Barnes	1959
Tommy King	1961

Charlie Waters	1969
John McMakin	1971
Bennie Cunningham	1974,75
Jerry Butler	1977,78
Perry Tuttle	1980,81
Frank Magwood	1982
K.D. Dunn	1983
Jim Riggs	1985,86
Terrance Roulhac	1984
Terry Smith	1991
Lamont Hall	1996
Tony Horne	1997
Rod Gardner	1999,00
Airese Currie	2004
Chansi Stuckey	2005,06
Aaron Kelly	2007

ACC 50-Year Selections

Jerry Butler	1975-78
Bennie Cunningham	1973-75

NFL Players

Gary Barnes	1961-67
Shelton Boyer	1987
Jerry Butler	1979-87
Dwight Clark	1979-87
James Coley	1990,91
Bennie Cunningham	1976-85
Airese Currie	2005,06
K.D. Dunn	1985-88
Rod Gardner	2001-06
Lamont Hall	1999-05
Derrick Hamilton	2004,05

Tony Horne	1998-00
Keith Jennings	1989-97
Ray Mathews	1951-60
John McMakin	1972-76
Bob Poole	1964-67
Jim Riggs	1987-93
Stan Rome	1979-82
Larry Ryans	1993,96
Doug Thomas	1991-93
Perry Tuttle	1982-88
Joey Walters	1977-87
Ray Williams	1987
Kevin Youngblood	2006
Chansi Stuckey	2007

Pro Bowl Players

Jerry Butler	1980
Dwight Clark	1981,82

Super Bowl Champions

Dwight Clark, 49ers	1981,84
Bennie Cunningham, Steelers	1977,78
John McMakin, Steelers	1974
Tony Horne, Rams	1999

First-Round Draft Picks

Bennie Cunningham	1976
Jerry Butler	1979
Perry Tuttle	1982
Rod Gardner	2001

Quarterback Tradition




**Banks
McFadden**



**Steve
Fuller**



**Nealon
Greene**



**Woodrow
Dantzler**

By the Numbers

1 - Ranking of **Cullen Harper** in the ACC in passing efficiency in 2007. He was the first Tiger to lead the ACC in that stat since 1983.

3 - Number of quarterbacks in NCAA Division I history who have passed for 2,000 yards and rushed for 1,000 yards in a single season. **Woodrow Dantzler**, who accomplished the feat in 2001, became the first. He was a Davey O'Brien semi-finalist in 2000 and 2001.

4 - Number of victories without a loss **Charlie Whitehurst** had as a starting quarterback against South Carolina in his career (2002-05). He is the only starting signal-caller in series history to have a 4-0 record.

6 - Number of Tiger quarterbacks who have been either academic All-American or won an NCAA Postgraduate Scholarship.

27 - Number of touchdown passes thrown by **Cullen Harper** in 2007, a school record. He threw just six interceptions in 433 attempts, the fourth-best interception avoidance in the nation.

32 - Number of wins **Rodney Williams** directed Clemson to as starting quarterback between the 1985 and 1988 seasons. That mark is second-most in ACC history.

Honors

All-Americans

Banks McFadden.....1939
Steve Fuller.....1978

Academic All-Americans

Charlie Bussey.....1956
Harvey White.....1957
Steve Fuller.....1977,78
Mike Eppley.....1984

NCAA Postgraduate Scholarships

Jimmy Bell.....1964
Jimmy Addison.....1968
Steve Fuller.....1979

Davey O'Brien Award Semifinalist

Woodrow Dantzler.....2000,01

ACC Player-of-the-Year

Steve Fuller.....1977,78

All-Conference Players

John Maxwell.....1902,03
Banks McFadden.....1939
Bobby Gage.....1948
Harvey White.....1957
Lowndes Shingler.....1960
Jimmy Addison.....1967
Ken Pengitore.....1973
Steve Fuller.....1977,78
Homer Jordan.....1981
Mike Eppley.....1984

Woodrow Dantzler.....2001
Charlie Whitehurst.....2005
Cullen Harper.....2007

ACC 50-Year Selections

Steve Fuller.....1975-78

Professional Players

DeChane Cameron.....1992
Woodrow Dantzler.....2002,03
Steve Fuller.....1979-87

Bobby Gage.....1949,50
Nealon Greene.....1998-05
Dick Hendley.....1951
Homer Jordan.....1983-85
Banks McFadden.....1940
Harvey White.....1960
Charlie Whitehurst.....2006,07

Super Bowl Champions

Steve Fuller, Bears.....1985



Running Back Tradition

By the Numbers

2 - Number of Super Bowl Championship rings won by former Tiger **Terrence Flagler** with the San Francisco 49ers in 1988 and 1989.

4 - Number of Clemson running backs who have been ACC Rookie-of-the-Year, including 2005 freshman **James Davis**.


6 - Number of Tigers who have led the ACC in rushing, including all-time Clemson rushing leader **Raymond Priester** (1994-97).

13 - Number of seasons Clemson has had an All-ACC running back in the last 22 seasons, including current Tigers **James Davis** and **C.J. Spiller**.


200/100 - Rushing marks that **James Davis** (216) and **C.J. Spiller** (116) reached against Georgia Tech in 2006, becoming the first duo in school history to do so.

1,000 - Number of yards 10 different Tigers have reached in a season a combined 11 times in Clemson history.


3,130 - Number of career rushing yards by current senior **James Davis**. He needs 837 yards to become Clemson's career leader. His total is fourth-most among active Division I players.




Buddy Gore



Terry Allen



Raymond Priester



James Davis

C.J. Spiller

Honors

All-Americans

Joel Wells 1955
Terrence Flagler 1986

ACC Player-of-the-Year

Buddy Gore 1967

ACC Rookie-of-the-Year

Chuck McSwain 1979
Terry Allen 1987
Ronald Williams 1990
James Davis 2005

All-Conference Players

Jock Hanvey 1903
Fritz Furtick 1905

Stumpy Banks 1919
Goat McMillian 1929
Don Willis 1938
Charlie Timmons 1940,41
Ray Mathews 1949
Fred Cone 1950
Billy Hair 1951,52
Joel Wells 1955,56
Doug Cline 1959
Bill Mathis 1959
Pat Crain 1963
Hugh Mauldin 1965
Buddy Gore 1967,68
Ray Yauger 1969
Lester Brown 1978
Cliff Austin 1982

Kenny Flowers 1985
Terrence Flagler 1986
Terry Allen 1987,88
Ronald Williams 1990,91
Raymond Priester 1995-97
Travis Zachery 2000
James Davis 2006,07
C.J. Spiller 2006

NFL Players

Terry Allen 1991-01
Cliff Austin 1983-87
Bob Baldwin 1966,67
Ken Callicutt 1978-82
Fred Cone 1951-60
Stacy Driver 1987

Terrence Flagler 1987-91
Kenny Flowers 1987-89
Steve Griffin 1987
Rudy Harris 1993-95
Tracy Johnson 1989-96
Kevin Mack 1985-93
Bill Mathis 1960-69
Jeff McCall 1983
Chuck McSwain 1983-87
Joe Pagliei 1959,60
Marion Reeves 1974-76
Marvin Sims 1980,81
Don Testerman 1976-80
Charlie Timmons 1946
Sid Tinsley 1945
Joel Wells 1957-61

Derrick Witherspoon 1995-97
Terry Witherspoon 2001


Pro Bowl Players

Ray Mathews, HB 1952,53,55
Bill Mathis, RB 1963
Kevin Mack, FB 1985-87
Terry Allen, RB 1996

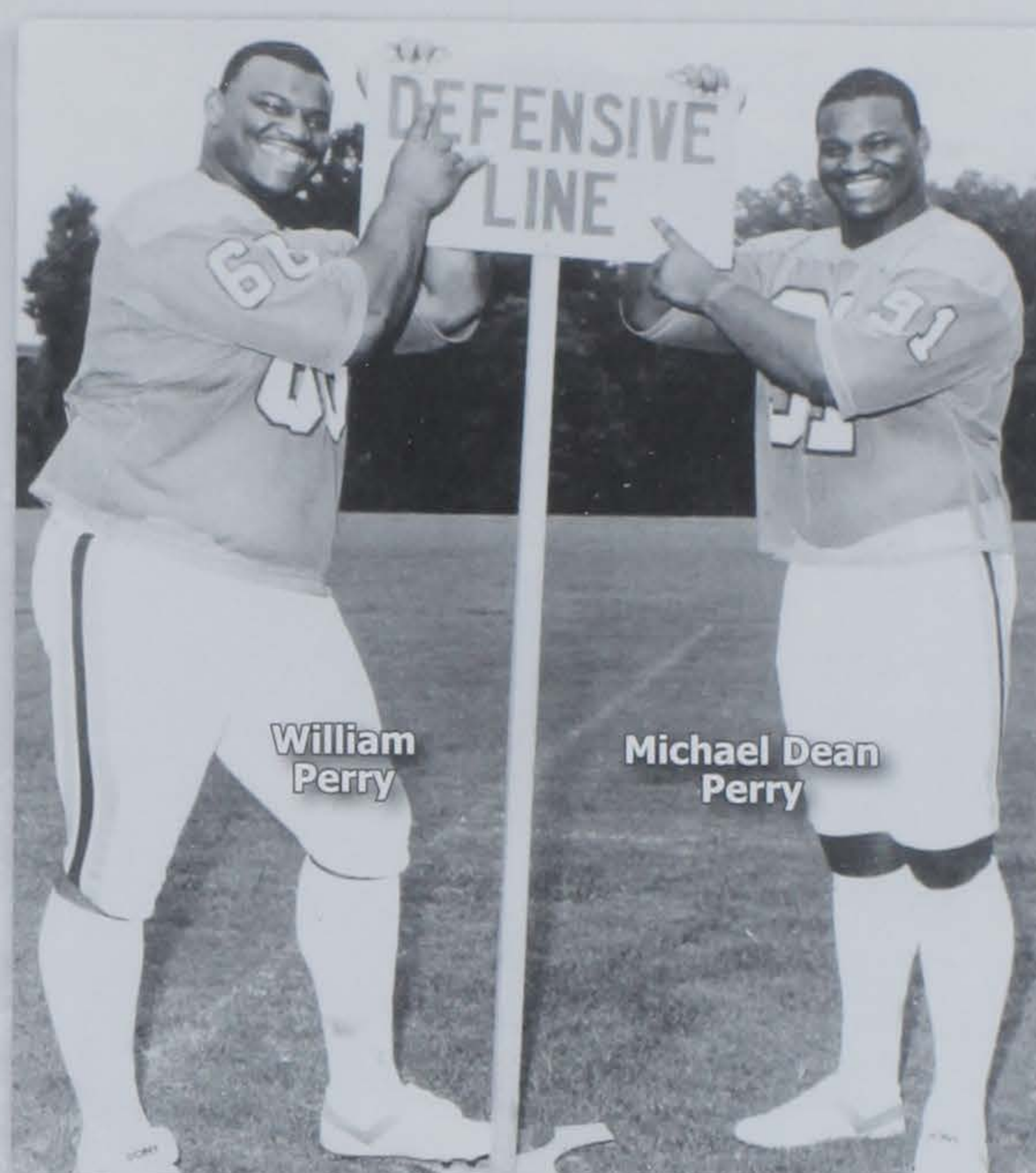
Super Bowl Champions

Terrence Flagler, 49ers ... 1988,89
Bill Mathis, Jets 1969

Defensive Line Tradition




Jim Stuckey




William Perry

Michael Dean Perry



Nick Eason



Gaines Adams

By the Numbers

4 - Overall draft pick of **Gaines Adams** in the 2007 NFL draft by Tampa Bay. He was named to the 2007 NFL All-Rookie team after he led all rookies in sacks.

5 - Number of former Clemson defensive linemen who have played on Super Bowl Championship teams.

6 - Number of Pro Bowls **Michael Dean Perry** played in with the Cleveland Browns and Denver Broncos, tied for most among former Tigers.

12 - Number of seasons **Brentson Buckner** played in the NFL. He played in two Super Bowls, including one with the Steelers and one with the Panthers.

14 - Number of Pro Bowls **Chester McGlockton**, **Trevor Pryce**, and **Michael Dean Perry** have combined to play over the years.

32 - NFL draft position of former Tiger **Phillip Merling** when he was the first pick of the second round in 2008.

79 - Number of career NFL sacks by former Tiger **Trevor Pryce**, who is in his 12th year in the NFL.

Honors

All-Americans

Lou Cordileone, DT 1959
Jim Stuckey, DT 1979
Jeff Bryant, DT 1981
William Perry, MG 1982-84
James Robinson, DT 1983
Michael Dean Perry, DT 1987
Rob Bodine, MG 1991
Gaines Adams, DE 2006

ACC Player-of-the-Year

William Perry, MG 1984
Michael Dean Perry, DT 1987

ACC Defensive Player-of-the-Year

Gaines Adams, DE 2006

Lombardi Award Finalist

William Perry, MG 1984

Nagurski Award Finalist

Gaines Adams, DE 2006

Outland Trophy Finalist

William Perry, MG 1984
Michael Dean Perry, DT 1987

All-Conference Players

B.C. Inabinet, MG 1935
Bob Turner, DT 1945
Frank Gillespie, MG 1948
George Fritts, MG 1939-41
Jim Padgett, DT 1958
Harold Olson, DT 1959
John Cagle, DT 1968
Frank Wirth, DT 1972
Willie Anderson, MG 1974
Jim Stuckey, DT 1978,79
Steve Durham, DT 1979
Dan Benish, DT 1981
Jeff Bryant, DT 1981
William Perry, MG 1982-84
James Robinson, DT 1983
Steve Berlin, DT 1985
Michael Dean Perry, DT 1986,87

Tony Stephens, MG 1987
Mark Drag, MG 1988
Rich McCullough, DT 1988
Vance Hammond, DT 1989,90
Otis Moore, DT 1989
Rob Bodine, MG 1991
Chester McGlockton, DT 1991
Brentson Buckner, DT 1992,93
Marvin Cross, DT 1994
Lamarick Simpson, DT 1995
Trevor Pryce, DT 1996
Lorenzo Bromell, DT 1997
Raymond White, DT 1997
Adrian Dingle, DE 1998
Terry Jolly, DT 1999,00
Nick Eason, DT 2002
Bryant McNeal, DE 2002
Donnell Washington, DT 2003
Gaines Adams, DE 2006

ACC 50-Year Selections

Michael Dean Perry, DT 1984-97
William Perry, MG 1981-84

NFL Players

Gaines Adams, DE 2007
Dan Benish, DT 1983-88
Charles Bennett, DE 2006,07
Lorenzo Bromell, DE 1998-04
Jeff Bryant, DT 1982-93
Brentson Buckner, DT 1994-05
John Cagle, DT 1969
Lou Cordileone, DT 1960-68
Adrian Dingle, DT 1999-04
Steve Durham, DT 1982
Nick Eason, DT 2004-07
Bill Hudson, DT 1961-63
Bob Hudson, DT 1951-61
Clarence Inabinet, DT 1936
Richard McCullough, DT 1989,90
Chester McGlockton, DT 1992-03
Bryant McNeal, DE 2003-06

William Perry, MG 1985-94
Michael Dean Perry, DT 1988-97
Robert Potts, DT 1919
Trevor Pryce, DT 1997-07
Archie Reese, DT 1978-84
Jim Stuckey, DT 1980-87
Khaleed Vaughn, DE 2004,05
Donnell Washington, DT 2004,05

Pro Bowl Players

Bill Hudson, DT 1961
Chester McGlockton, DT 1994-97
Michael Dean Perry, DT 1989-91,93,94,96
Trevor Pryce, DT 1999-02

Super Bowl Champions

Dan Benish, Redskins 1987
William Perry, Bears 1986
Trevor Pryce, Broncos 1997,98
Archie Reese, 49ers 1981
Jim Stuckey, 49ers 1981,84

Linebacker Tradition

By the Numbers

3 - Number of times **Chad Carson** was selected to the Verizon Academic All-America team. He was a second-team selection in 1999, and a first-team choice in both 2000 and 2001.


5 - Number of times in the last 10 seasons Clemson has had a Butkus Award nominee. Also, the number of linebackers on the 1990 team that played in the NFL, including **John Johnson**, **Levon Kirkland**, **Ed McDaniel**, **Ashley Sheppard**, and the late **Wayne Simmons**. The group combined to play 35 years in the NFL.

7.5 - Number of sacks by **Leroy Hill** in 2005, a Seattle Seahawks' record for a first-year linebacker and third-most among 2005 rookies.


12 - Number of Clemson linebackers that have been selected within the first five rounds of the NFL draft in the last 17 years.

43 - Jersey number of both **Keith Adams** and **Leroy Hill**, two of the last nine ACC Defensive Player-of-the-Year selections. **Adams** won the award in 1999 and **Hill** took home the hardware in 2004. Both were still in the NFL in 2007.


2007 - Year former All-American Jeff Davis was inducted into the College Football Hall of Fame.




Jeff Davis



Anthony Simmons



Keith Adams



Leroy Hill

Honors

All-Americans

Jeff Davis.....	1981
Johnny Rembert.....	1982
Levon Kirkland.....	1990,91
Ed McDaniel.....	1991
Anthony Simmons.....	1995-97
Keith Adams.....	1999,00
Leroy Hill.....	2004

ACC Player-of-the-Year

Jeff Davis.....	1981
-----------------	------

ACC Defensive Player-of-the-Year

Keith Adams.....	1999
Leroy Hill.....	2004

National Rookie-of-the-Year

Anthony Simmons.....	1995
----------------------	------

All-Conference Players

Vet Sitton.....	1903
Bill Hecht.....	1965

Butch Sursavage.....	1965,66
Jim Catoe.....	1967,68
Ronnie Ducworth.....	1967,68
Ivan Southerland.....	1969
Wayne Baker.....	1971
Larry Hefner.....	1971
Jonathan Brooks.....	1977,78
Randy Scott.....	1977,78
Bubba Brown.....	1978,79
Jeff Davis.....	1981
Andy Headen.....	1982
Johnny Rembert.....	1982
Edgar Pickett.....	1983
Henry Walls.....	1983
Terence Mack.....	1986
Jesse Hatcher.....	1988
Doug Brewster.....	1989,90
John Johnson.....	1989,90
Levon Kirkland.....	1989-91
Ed McDaniel.....	1990,91
Ashley Sheppard.....	1992
Tim Jones.....	1993,94

Wardell Rouse.....	1994
Anthony Simmons.....	1995-97
Rahim Abdullah.....	1998
Keith Adams.....	1999
Chad Carson.....	2000,01
Leroy Hill.....	2003,04

ACC 50-Year Selections

Jeff Davis.....	1978-81
Anthony Simmons.....	1995-97

Butkus Award Nominees

Levon Kirkland.....	1990,91
Ed McDaniel.....	1991
Anthony Simmons.....	1996,97
Rahim Abdullah.....	1998
Keith Adams.....	2000

NFL Players

Rahim Abdullah.....	1999,00
Keith Adams.....	2001-07
Mike Barber.....	1995-99

Jonathan Brooks.....	1979-84
John Cagle.....	1968
O.J. Childress.....	1999,00
Vince Ciurciu.....	2002-07
Doug Cline.....	1960-66
Billy Davis.....	1984
Jeff Davis.....	1982-87
Mike Dukes.....	1960-65
Rudy Hayes.....	1959-62
Andy Headen.....	1983-88
Larry Hefner.....	1972-75
Leroy Hill.....	2005-07
Bob Hudson.....	1951-61
Brandon Jamison.....	2005-07
John Johnson.....	1991-95
Levon Kirkland.....	1992-02
John Leake.....	2005,06
Terence Mack.....	1987
Ed McDaniel.....	1992-01
Eldridge Milton.....	1987
Johnny Rembert.....	1983-88
Wardell Rouse.....	1995,96

Patrick Sapp.....	1996-99
Ashley Sheppard.....	1993-95
Anthony Simmons.....	1998-04
Wayne Simmons.....	1993-98
Darnell Stephens.....	1995,96
Henry Walls.....	1987
Anthony Waters.....	2007
Keith Williams.....	1987


Pro Bowl Players

Johnny Rembert.....	1988,89
Levon Kirkland.....	1996,97
Ed McDaniel.....	1998


Super Bowl Champions

Andy Headen, Giants.....	1986
Wayne Simmons, Packers.....	1996

Defensive Back Tradition




Terry Kinard




Dexter McCleon

Brian Dawkins



Antwan Edwards



Justin Miller

By the Numbers

1 - Number of the round cornerback **Tye Hill** was drafted in 2006. **Hill** was the #15 overall selection by the Rams, and he went on to make the NFL All-Rookie team in 2006.

2 - Number of former Tiger defensive backs who played in the Pro Bowl in 2007. **Brian Dawkins** and **Justin Miller** were both chosen.

4 - Number of former Tiger defensive backs on NFL rosters in 2007.

6 - Number of Pro Bowls for **Brian Dawkins**, one of the NFL's best safeties. He tied the Clemson record for Pro Bowls by a former Tiger.

7 - Number of Thorpe Award nominees that the Tigers have had since the 1988 season, including 2005 finalist **Tye Hill**.

19 - Number of takeaways former All-American and 1982 National Defensive Player-of-the-Year **Terry Kinard** had in his career, still a Tiger record. **Kinard** was inducted into the College Football Hall of Fame in 2001 as well as the Clemson Ring of Honor.

31 - Number of interceptions for **Dexter McCleon** in his NFL career. He had a career-high eight interceptions, second-most in the NFL, in 2000. **McCleon** played 10 seasons in the NFL, including in 2006 with the Houston Texans.

Honors

All-Americans

Bobby Gage.....	1948
Jackie Calvert.....	1950
Terry Kinard.....	1981,82
Donnell Woolford.....	1987,88
Brian Dawkins.....	1995
Antwan Edwards.....	1998
Robert Carswell.....	2000
Brian Mance.....	2002
Tye Hill.....	2005

Thorpe Award Nominees

Donnell Woolford.....	1988
Robert O'Neal.....	1991
Brian Dawkins.....	1995
Antwan Edwards.....	1998
Robert Carswell.....	1999
Justin Miller.....	2003

Tye Hill.....	2005
---------------	------

All-Conference Players

Bob Bailey.....	1937
Shad Bryant.....	1939
Wayne Page.....	1966
Frank Liberatore.....	1967
Don Kelley.....	1970
Peanut Martin.....	1973
Jim Ness.....	1974
Steve Ryan.....	1977,78
Rex Varn.....	1979
Terry Kinard.....	1981,82
Rod McSwain.....	1983
Ronald Watson.....	1984
Delton Hall.....	1986
Donnell Woolford.....	1987,88
James Lott.....	1988,89

Dexter Davis.....	1989,90
Robert O'Neal.....	1989,91,92
Brian Dawkins.....	1993-95
Andre Humphrey.....	1993
Leomont Evans.....	1995
Dexter McCleon.....	1996
Antwan Edwards.....	1997,98
Robert Carswell.....	1999,00
Charles Hafley.....	2001
Brian Mance.....	2002
Justin Miller.....	2002,04
Tye Hill.....	2005
Michael Hamlin.....	2007

ACC 50-Year Selections

Terry Kinard.....	1979-82
-------------------	---------

NFL Players

Robert Carswell.....	2001,02
Darrel Crutchfield.....	2001
Kenny Danforth.....	1987
Dexter Davis.....	1991-95
Ty Davis.....	1985-87
Brian Dawkins.....	1996-07
Antwan Edwards.....	1999-05
Leomont Evans.....	1996-99
Jamaal Fudge.....	2006,07
Delton Hall.....	1987-93
Jerome Henderson.....	1991-98
Tye Hill.....	2006,07
Terry Kinard.....	1983-90
Al Latimer.....	1979-84
Dexter McCleon.....	1997-06
Rod McSwain.....	1984-90
Justin Miller.....	2005-07

Robert O'Neal.....	1993-96
Reggie Pleasant.....	1985-96
James Trapp.....	1993-03
Charlie Waters.....	1970-81
Perry Williams.....	1987
Donnell Woolford.....	1989-97

Pro Bowl Players

Charlie Waters.....	1976-78
Terry Kinard.....	1988
Brian Dawkins.....	1999,01,02,04,05,06

Super Bowl Champions

Terry Kinard, Giants.....	1986
Charlie Waters, Cowboys.....	1971,77
Dexter McCleon, Rams.....	1999
James Trapp, Ravens.....	2000





National Exposure


- Tommy Bowden-coached teams have been shown on live television 93 times in 111 possible games in his nine years as head coach. That means 84 percent of Clemson's games have been televised since Bowden became the head coach in 1999. That includes 2006 when all 13 games were shown on live television, including seven on **ESPN**. Clemson was shown on **ESPN** as often as Notre Dame was shown on **NBC** in 2006. The Tigers have been on the **ESPN** family of networks 24 times in the last three years.
- Clemson had 11 exposures on television in 2005, as the Tigers were on the **ESPN** family of stations seven times.
- Clemson has appeared on **ESPN** 50 times in the last nine years, or since Bowden became Clemson's head coach in 1999. Each of Clemson's last four games of 2007 were on **ESPN** or **ESPN2**.
- The Tigers have had 147 televised games in the last 17 years, an average of 8.6 per year.
- The Clemson-Florida State game has become one of the top spectacles in college football. Fourteen of the last 17 games in the series have been telecast by **ABC**, **CBS**, or **ESPN**. The 1999 game was the first-ever Division I meeting between father-and-son coaches, as Bobby Bowden faced son Tommy Bowden. It was one of the most highly-rated games in **ESPN's** Saturday evening primetime game history. The 2007 Clemson vs. Florida State game was shown on Labor Day night and received a 5.02 rating, the highest on the opening weekend of college football.
- In 2003, the meeting between Clemson and Florida State was the highest-rated, regular-season college football game in the history of **ESPN2**.
- Over 700 members of the media cover the Clemson-Florida State game each year. The 1999 meeting attracted media from Boston, Chicago, Dallas, Houston, Los Angeles, Miami, New York, and Washington D.C.
- Clemson's 2007 seniors appeared on television 43 times in 49 possible games. That included 34 appearances on either **ABC** or the **ESPN** family of networks.
- The Tigers have been shown live on national television at least three times in each of the last 12 seasons.
- Clemson has an all-time record of 150-103-5 in televised games over the years, including a 78-38-3

record in games shown from Memorial Stadium.

- Clemson benefits from the considerable contracts that the ACC negotiates with **ABC**, **ESPN**, and **ESPN2**. The regular-season package is among the best in the nation, as it insures at least 72 ACC team exposures each year. Clemson has been shown in at least seven games every year since 1993, and that streak will continue in 2008.
- Clemson has its own replay network through **College Sports Southeast (CSS)**. Each game is replayed on cable outlets throughout the southeast, and the games are also replayed on those channels during the summer.
- Clemson's Chick-fil-A Bowl game against Auburn in 2007 received a 5.02 rating, the highest-rated bowl game on **ESPN** in 2007.
- Clemson's season-opening game in 2008 will be against Alabama in the Georgia Dome. It will be televised in primetime on **ABC**. **ESPN** Gameday will be present on Saturday morning.



National Exposure



ESPN

Tigers on Television Under Head Coach Tommy Bowden

1999 (4-5)

Opponent	Score	W-L	TV
Virginia	33-14	W	^R ABC
Virginia Tech	11-31	L	^N ESPN
North Carolina	31-20	W	^R ABC
N.C. State	31-35	L	^N ESPN2
Florida State	14-17	L	^N ESPN
Wake Forest	12-3	W	^R RJ
Georgia Tech	42-45	L	^R RJ
South Carolina	31-21	W	^R RJ
Mississippi State*	7-17	L	^N ESPN

* - Peach Bowl at Atlanta, GA

2000 (9-3)

Opponent	Score	W-L	TV
The Citadel	38-0	W	^R CSS
Missouri	62-9	W	^R ABC
Wake Forest	55-7	W	^R CSS
Virginia	31-10	W	^R ABC
Duke	52-22	W	^R RJ
N.C. State	34-27	W	^R ABC
Maryland	35-14	W	^N ESPN2
North Carolina	38-24	W	^N ESPN2
Georgia Tech	28-31	L	^R ABC
Florida State	7-54	L	^N ESPN
South Carolina	16-14	W	^R ABC

Virginia Tech* 20-41 L ^NNBC
* - Gator Bowl at Jacksonville, FL

2001 (5-5)

Opponent	Score	W-L	TV
Virginia	24-26	L	^N ESPN2
Georgia Tech	47-44	W ^(OT)	^R ABC
N.C. State	45-37	W	^R RJ
North Carolina	3-38	L	^N ESPN2
Wake Forest	21-14	W	^R RJ
Florida State	27-41	L	^R ABC
Maryland	37-20	L	^N ESPN2
South Carolina	15-20	L	^R RJ
Duke	59-31	W	^R CSS
Louisiana Tech*	49-24	W	^N ESPN

* - Humanitarian Bowl at Boise, ID

2002 (5-6)

Opponent	Score	W-L	TV
Georgia	28-31	L	^N ESPN
Georgia Tech	24-19	W	^N ESPN
Florida State	31-48	L	^N ESPN
Virginia	17-22	L	^N ESPN
Wake Forest	31-23	W	^R ABC
N.C. State	6-38	L	^N ESPN

North Carolina 42-12 W ^RRJ
Maryland 12-30 L ^NESPN2
Duke 34-31 W ^RRJ
South Carolina 27-20 W ^NESPN
Texas Tech* 15-55 L ^NESPN
* - Tangerine Bowl at Orlando, FL

2003 (5-3)

Opponent	Score	W-L	TV
Georgia	0-30	L	^R ABC
Maryland	7-21	L	^R ABC
Virginia	30-27	W ^(OT)	^R RJ
N.C. State	15-17	L	^N ESPN
North Carolina	36-28	W	^R RJ
Florida State	26-10	W	^N ESPN2
South Carolina	63-17	W	^N ESPN2
Tennessee*	27-14	W	^N ESPN

* - Peach Bowl at Atlanta, GA

2004 (5-4)

Opponent	Score	W-L	TV
Wake Forest	37-30	W ^(OT)	^R ABC
Georgia Tech	24-28	L	^R ABC
Texas A&M	6-27	L	^N TBS
Florida State	22-41	L	^R ABC
Virginia	10-30	L	^N ESPN

Maryland 10-7 W ^RRJ
N.C. State 26-20 W ^NESPN2
Miami (FL) 24-17 W^(OT) ^NESPN
South Carolina 29-7 W ^RRJ

2005 (7-4)

Opponent	Score	W-L	TV
Texas A&M	25-24	W	^R ABC
Maryland	28-24	W	^N ESPN
Miami (FL)	30-36	L ^(3OT)	^R ABC
Boston College	13-16	L ^(OT)	^R RJ
Wake Forest	27-31	L	^N ESPN
N.C. State	31-10	W	^N ESPN
Temple	37-7	W	^R Comcast
Georgia Tech	9-10	L	^N ESPN2
Florida State	35-14	W	^N ESPN
South Carolina	13-9	W	^N ESPN2
Colorado*	19-10	W	^N ESPN

* - Champs Sports Bowl at Orlando, FL

2006 (8-5)

Opponent	Score	W-L	TV
Florida Atlantic	54-6	W	^N ESPN
Boston College	33-34	L ^(2OT)	^R ABC
Florida State	27-20	W	^N ESPN

North Carolina 52-7 W ^RLF
Louisiana Tech 51-0 W ^NESPN
Wake Forest 27-17 W ^NESPN
Temple^ 63-9 W ^NESPN
Georgia Tech 31-7 W ^NESPN
Virginia Tech 7-24 L ^NESPN
Maryland 12-13 L ^NESPN
N.C. State 20-14 W ^RLF
South Carolina 28-31 L ^NESPN
Kentucky* 20-28 L ^NESPN
^ - Charlotte, NC; * - Music City Bowl at Nashville, TN

2007 (6-4)

Opponent	Score	W-L	TV
Florida State	24-18	W	^N ESPN
N.C. State	42-20	W	^R LF
Georgia Tech	3-13	L	^R ABC
Virginia Tech	23-41	L	^N ESPN
Central Michigan	70-14	W	^N ESPN
Maryland	30-17	W	^R ABC
Wake Forest	44-10	W	^N ESPN2
Boston College	17-20	L	^N ESPN2
South Carolina	23-21	W	^N ESPN2
Auburn*	20-23	L ^(OT)	^N ESPN

* - Chick-fil-A Bowl at Atlanta, GA



2007 ACC Standings

Atlantic Division

Rk	Team	ACC				Overall				
		W-L	Score	H	R	W-L	Score	H	R	N
1.	Boston College	6-2	213-165	3-1	3-1	11-3	396-285	6-1	4-1	1-1
2.	Clemson	5-3	230-149	2-2	3-1	9-4	430-243	5-2	4-1	0-1
	Wake Forest	5-3	225-208	4-0	1-3	9-4	362-289	5-1	3-3	1-0
4.	Florida State	4-4	192-174	3-1	1-3	7-6	303-298	4-1	2-4	1-1
5.	Maryland	3-5	194-180	2-2	1-3	6-7	313-280	3-3	3-3	0-1
	N.C. State	3-5	144-248	2-2	1-3	5-7	249-339	3-4	2-3	0-0

Coastal Division

Rk	Team	ACC				Overall				
		W-L	Score	H	R	W-L	Score	H	R	N
1.	Virginia Tech	7-1	255-120	3-1	4-0	11-3	402-225	6-1	4-1	1-1
2.	Virginia	6-2	202-151	3-1	3-1	9-4	317-356	5-1	4-2	0-1
3.	Georgia Tech	4-4	160-173	2-2	2-2	7-6	341-271	4-3	3-2	0-1
4.	North Carolina	3-5	161-188	3-1	0-4	4-8	254-294	4-2	0-6	0-0
5.	Miami (FL)	2-6	146-232	1-3	1-3	5-7	247-312	4-3	1-4	0-0
6.	Duke	0-8	131-265	0-4	0-4	1-1	215-406	0-6	1-5	0-0

Honors & Awards

First-Team Offense

Pos.	Player	Cl.	Team	Pts
QB	Matt Ryan	Sr.	Boston College	143
RB	Tashard Choice	Sr.	Georgia Tech	143
RB	James Davis	Jr.	Clemson	131
WR	Aaron Kelly	Jr.	Clemson	128
WR	Kenny Moore	Sr.	Wake Forest	117
TE	Ryan Purvis	Jr.	Boston College	109
OT	Barry Richardson	Sr.	Clemson	120
OT	Andrew Gardner	Jr.	Georgia Tech	85
G	Brandon Albert	Jr.	Virginia	105
G	Chris McDuffie	Sr.	Clemson	100
C	Steve Justice	Sr.	Wake Forest	113
PK	Travis Bell	Sr.	Georgia Tech	64
SP	Eddie Royal	Sr.	Virginia Tech	74

First-Team Defense

Pos.	Player	Cl.	Team	Pts
DE	Chris Long	Sr.	Virginia	146
DE	Chris Ellis	Sr.	Virginia Tech	70
DT	Vance Walker	Jr.	Georgia Tech	93
DT	Dre Moore	Sr.	Maryland	51
LB	Erin Henderson	Jr.	Maryland	111
LB	Xavier Adibi	Sr.	Virginia Tech	104
LB	Geno Hayes	Jr.	Florida State	69
CB	Alphonso Smith	Jr.	Wake Forest	127
CB	Victor Harris	Jr.	Virginia Tech	81
S	Jamie Silva	Sr.	Boston College	130
S	Kenny Phillips	Jr.	Miami (FL)	85
P	Durant Brooks	Sr.	Georgia Tech	126

Champion

Virginia Tech

Player-of-the-Year

Matt Ryan • Boston College

Offensive Player-of-the-Year

Matt Ryan • Boston College

Defensive Player-of-the-Year

Chris Long • Virginia

Rookie-of-the-Year

Josh Adams • Wake Forest

Offensive Rookie-of-the-Year

Josh Adams • Wake Forest

Defensive Rookie-of-the-Year

Deunta Williams • North Carolina

Coach-of-the-Year

Al Groh • Virginia

Brian Piccolo Award

Matt Robinson • Wake Forest

Jacobs Blocking Trophy

Steve Justice • Wake Forest

Jim Tatum Award

Tom Santi • Virginia

Second-Team Offense

Pos.	Player	Cl.	Team	Pts
QB	Cullen Harper	Jr.	Clemson	70
RB	Andre Callender	Sr.	Boston College	72
RB	Josh Adams	Fr.	Wake Forest	51
WR	Hakeem Nicks	So.	North Carolina	75
WR	Eron Riley	Jr.	Duke	38
TE	Tom Santi	Sr.	Virginia	60
OT	Duane Brown	Sr.	Virginia Tech	79
OT	Gosder Cherilus	Sr.	Boston College	64
OG	Andrew Crummey	Sr.	Maryland	86
OG	Rodney Hudson	Fr.	Florida State	51
OG	Derrick Morse	Sr.	Miami (FL)	51
C	Kevin Tuminello	Sr.	Georgia Tech	65
PK	Gary Cismesia	Sr.	Florida State	40
SP	Darrell Blackman	Sr.	N.C. State	44

Second-Team Defense

Pos.	Player	Cl.	Team	Pts
DE	Hilee Taylor	Sr.	North Carolina	66
DE	Darrell Robertson	Sr.	Georgia Tech	36
DT	Barry Booker	Sr.	Virginia Tech	50
DT	Kentwan Balmer	Sr.	North Carolina	42
LB	Durell Mapp	Sr.	North Carolina	64
LB	Aaron Curry	Jr.	Wake Forest	54
LB	Jo-Lonn Dunbar	Sr.	Boston College	48
LB	Philip Wheeler	Sr.	Georgia Tech	48
CB	DeJuan Tribble	Jr.	Boston College	77
CB	Brandon Flowers	Jr.	Virginia Tech	73
S	Michael Hamlin	Jr.	Clemson	49
S	DaJuan Morgan	Jr.	N.C. State	48
P	Ryan Weigand	Sr.	Virginia	32

Future Clemson ACC Schedules

Year Clemson Home Games

2009	Boston College, Florida State, Virginia, Wake Forest
2010	Georgia Tech, Maryland, Miami (FL), N.C. State
2011	Boston College, Florida State, North Carolina, Wake Forest
2012	Georgia Tech, Maryland, N.C. State, Virginia Tech
2013	Boston College, Duke, Florida State, Wake Forest
2014	Georgia Tech, Maryland, N.C. State, Virginia
2015	Boston College, Florida State, Miami (FL), Wake Forest
2016	Georgia Tech, Maryland, North Carolina, N.C. State
2017	Boston College, Florida State, Virginia Tech, Wake Forest
2018	Duke, Georgia Tech, Maryland, N.C. State

Clemson Away Games

Georgia Tech, Maryland, Miami (FL), N.C. State
Boston College, Florida State, North Carolina, Wake Forest
Georgia Tech, Maryland, N.C. State, Virginia Tech
Boston College, Duke, Florida State, Wake Forest
Georgia Tech, Maryland, N.C. State, Virginia
Boston College, Florida State, Miami (FL), Wake Forest
Georgia Tech, Maryland, North Carolina, N.C. State
Boston College, Florida State, Virginia Tech, Wake Forest
Duke, Georgia Tech, Maryland, N.C. State
Boston College, Florida State, Virginia, Wake Forest

Teams Clemson Will Not Play

Duke, North Carolina, Virginia Tech
Duke, Virginia, Virginia Tech
Duke, Miami (FL), Virginia
Miami (FL), North Carolina, Virginia
Miami (FL), North Carolina, Virginia Tech
Duke, North Carolina, Virginia Tech
Duke, Virginia, Virginia Tech
Duke, Miami (FL), Virginia
Miami (FL), North Carolina, Virginia
Miami (FL), North Carolina, Virginia Tech

Non-Conference Opponents

Year	Opponents
2009	Central Michigan (H), Coastal Carolina (H), Middle Tennessee (H), South Carolina (A)
2010	Auburn (A), South Carolina (H)
2011	Auburn (H), South Carolina (A)
2012	South Carolina (H), Vanderbilt (A)
2013	Georgia (H), South Carolina (A), Vanderbilt (H)
2014	Georgia (A), South Carolina (H)
2015	Mississippi (H), South Carolina (A)
2016	Mississippi (A), South Carolina (H)

Note: Subject to change.



Clemson will face Auburn in a home-and-home series starting in the 2010 season. The Tigers will also play SEC schools Georgia, Mississippi, and Vanderbilt along with arch-rival South Carolina in future seasons.



Consistency. It is the mark of true excellence in any endeavor.

However, in today's intercollegiate athletics, competition has become so balanced and so competitive that it is virtually impossible to maintain a high level of consistency.

Yet the Atlantic Coast Conference has defied the odds. Now in its 56th year of competition, the ACC has long enjoyed the reputation as one of the strongest and most competitive intercollegiate conferences in the nation. And that is not mere conjecture...the numbers support it.

Since the league's inception in 1953, ACC schools have captured 108 national titles, including 57 in women's competition and 51 in men's. In addition, NCAA individual titles have gone to ACC student-athletes 143 times in men's competition and 91 times in women's action.

The conference had an immediate impact on the national college football scene in the fall of 1953 when Maryland captured the first of what would eventually be five national football titles for the ACC. Clemson laid claim to the league's second national title in 1981, while Georgia Tech followed suit in 1990. Florida State pocketed national titles #4 and #5 in 1993 and 1999, respectively.

In addition, Miami (FL) has laid claim to five national gridiron titles over the past 22 seasons. Four of the Hurricanes' five national titles (1983,87,89,01) were unanimous with both the sportswriters and coaches polls, while in 1991, Miami (AP) shared the national title with Washington (coaches).

This past season, 10 ACC players earned first team All-America recognition, while nine others garnered second or third-team honors. The 12 institutions that take to the field this fall under the ACC banner have produced 533 first or second-team gridiron All-Americans and 73 first-team academic All-Americans.

Led by Virginia defensive end Chris Long, the #2 overall selection by the Rams, and Boston College quarterback Matt Ryan, the #3 overall pick by the Falcons, the ACC achieved a first for any conference in the NFL draft, having two of the top-four players selected in each of the past three seasons. Over the past three years, the ACC has had more players (115) selected in the NFL draft than any other conference, and in that time, has had more players (25) taken in the first round of the NFL draft than any other league. In 2006, the ACC set NFL draft records with 12 first-round picks and 51 players drafted overall.

ACC Divisional Tiebreaker Procedure

Two-Team Tie

1. Head-to-head between the two tied teams.
2. Records of the tied teams within the division.
3. Head-to-head competition versus the team within the division with the best overall record (divisional and non-divisional), conference record, and proceeding through the division. Multiple ties within the division broken from first to last.
4. Overall record versus all common non-divisional opponents.
5. Combined record versus all non-division teams.
6. Record versus common non-divisional teams based on their order of finish (divisional and non-divisional) and proceeding through other common non-divisional teams based on their order of finish within their division.
7. The tied team with the highest ranking in the Bowl Championship Series standings following the end of regular-season games shall be the divisional representative in the ACC Championship Game.
8. The representative shall be chosen by a draw.

Three (or More) Team Tie

1. Combined head-to-head record among the tied teams.
2. Records of the tied teams within the division.

3. Head-to-head competition versus the team within the division with the best overall (divisional and non-divisional), conference record, and proceeding through the division. Multiple ties within the division will be broken first to last.
4. Overall record for non-division teams.
5. Combined record versus all common non-divisional teams.
6. Record versus common non-divisional with the best overall conference (divisional and non-divisional record) and proceeding through the other common non-divisional teams based on their order of finish within the division.
7. The tied team with the highest ranking in the Bowl Championship Series standings following the conclusion of regular-season games shall be the divisional representative in the ACC Championship Game, unless the second of the tied teams is ranked within five-or-fewer places of the highest-ranked tied team. In this case, the head-to-head results of the top two ranked tied teams shall determine the representative in the ACC Championship Game.
8. The representative shall be chosen by a draw.

Note: Once tie has been reduced to two teams, the two-team tiebreaker format is used.

Long, who was the first defensive player chosen in the draft, became the third-straight ACC player to achieve that feat, joining N.C. State's Mario Williams, the #1 overall selection in the 2006 NFL draft, and Clemson defensive end Gaines Adams, who was the #4 overall pick in the 2007 draft, as the first defensive players chosen. No other league has ever had the top defender chosen in the draft for three consecutive years. The ACC also had the most first-round selections (7) this past year.

The 12 current ACC schools have had 2,157 players selected in the NFL draft, including 217 first-round picks.

If success is best measured in terms of wins and losses, then the ACC has proven itself to be among the elite. The ACC is the nation's winningest bowl conference, as the 12 league teams are 145-129-5 (.529) in postseason play.

The ACC features four of the top-12 winningest bowl programs in the nation in Boston College, Georgia Tech, Florida State, and Miami. The ACC also has the most successful bowl team (among teams with 15 or more bowl appearances) in the nation in bowl winning percentage (Boston College). The Eagles, who currently have a nation's best eight-game winning streak in bowl games, are 13-6 (.684). Georgia Tech, Florida State, and Miami are all among the nation's elite in bowl winning percentage.

In 2007, the ACC exceeded 4.1 million fans (4,141,540) for the second-straight year and recorded its second-highest per-game average in history, including its highest since 2004, drawing an average of 53,786 fans. In 2006, in eight more home games, the conference recorded an all-time high in attendance, as ACC teams drew 4,485,625 fans.

2008 ACC Bowl Game Information

Meineke Car Care Bowl

Game Location: Charlotte, NC
Stadium: Bank of America Stadium (73,504)
Date: December 27, 2008
Time: 1:00 PM EST
Network: ESPN
Matchup: ACC vs. Big East
Address: 2815 Coliseum Center Drive; Suite 200; Charlotte, NC 28217
Phone / Fax: (800) 618-8149 / (704) 378-4465
Executive Director: Will Webb
Media Relations Director: Frank Kay
Website: MeinekeCarCareBowl.com

Champs Sports Bowl

Game Location: Orlando, FL
Stadium: Florida Citrus Bowl (70,000)
Date: December 27, 2008
Time: 4:30 PM EST
Network: ESPN
Matchup: ACC vs. Big Ten
Address: One Citrus Bowl Place; Orlando, FL 32805
Phone / Fax: (407) 423-2476 / 425-8451
Executive Director: Steve Hogan
Media Relations Director: Greg Creese
Website: FCSports.com

Emerald Bowl

Game Location: San Francisco, CA
Stadium: AT&T Park (40,184)
Date: December 27, 2008

Time: 8:00 PM EST
Network: ESPN
Matchup: ACC vs. Pac 10
Address: 24 Willie Mays Plaza; San Francisco, CA 94107
Phone / Fax: (415) 947-2695 / 947-2925
Executive Director: Gary Cavalli
Media Relations Director: Doug Kelly
Website: EmeraldBowl.org

Roady's Humanitarian Bowl

Game Location: Boise, ID
Stadium: Bronco Stadium (30,000)
Date: December 30, 2008
Time: 4:30 PM EST
Network: ESPN
Matchup: ACC vs. WAC
Address: 1109 Main Street; Mezzanine Suite B; Boise, ID 83702
Phone / Fax: (208) 424-1011 / 424-1121
Executive Director: Kevin McDonald
Media Relations Director: Danielle Brazil
Website: RoadysHumanitarianBowl.com

Gaylord Hotels Music City Bowl

Game Location: Nashville, TN
Stadium: LP Field (67,000)
Date: December 31, 2008
Time: 3:30 PM EST
Network: ESPN
Matchup: ACC vs. SEC

Address: 414 Union Street; Suite 800; Nashville, TN 37219
Phone / Fax: (615) 743-3130 / 244-3540
Executive Director: Scott Ramsey
Media Relations Director: Brian Fulton
Website: MusicCityBowl.com

Chick-fil-A Bowl

Game Location: Atlanta, GA
Stadium: Georgia Dome (77,977)
Date: December 31, 2008
Time: 7:30 PM EST
Network: ESPN
Matchup: ACC vs. SEC
Address: 235 Andrew Young International Boulevard; Atlanta, GA 30303
Phone / Fax: (404) 586-8500 / 586-8508
President: Gary Stokan
Media Relations Director: Matt Garvey
Website: Chick-fil-ABowl.com

Toyota Gator Bowl

Game Location: Jacksonville, FL
Stadium: Jacksonville Municipal Stadium (77,000)
Date: January 1, 2009
Time: 1:00 PM EST
Network: CBS
Matchup: ACC vs. Big 12/Big East/Notre Dame
Address: One Gator Bowl Boulevard; Jacksonville, FL 32202
Phone / Fax: (904) 798-1700 / 632-2080

Executive Director: Rick Catlett
Vice-President: Cheri O'Neil
Website: GatorBowl.com

FedEx Orange Bowl

Game Location: Fort Lauderdale, FL
Stadium: Dolphin Stadium (72,230)
Date: January 1, 2009
Time: 8:00 PM EST
Network: FOX
Matchup: Bowl Championship Series
Address: 703 Waterford Way; Suite 590; Miami, FL 33126
Phone / Fax: (305) 341-4700 / 341-4750
Chief Executive Officer: Eric L. Poms
Media Relations Director: Larry Wahl
Website: OrangeBowl.org

BCS National Championship Game

Game Location: Fort Lauderdale, FL
Stadium: Dolphin Stadium (72,230)
Date: January 8, 2009
Time: 8:00 PM EST
Network: FOX
Matchup: National Championship Game
Address: 703 Waterford Way; Suite 590; Miami, FL 33126
Phone / Fax: (305) 341-4700 / 341-4750
Chief Executive Officer: Eric L. Poms
Media Relations Director: Larry Wahl
Website: BCSFootball.org

Clemson Ring of Honor

The Ring of Honor is the highest honor a Clemson student-athlete can receive. A recipient must first be a member of the Clemson Hall of Fame, earn at least an undergraduate degree, and make a significant contribution to the heritage of Tiger athletics. Honorees will have their jersey retired.

Ring of Honor Members



Rusty Adkins was the first baseball player named to the Clemson Ring of Honor in 1997. He is the only three-time All-American in Tiger baseball history (1965, 66, 67). A three-time First-Team All-ACC player, Adkins hit .444 in 1965, an average that remained a

Tiger record for 37 years. Adkins had a 41-game hitting streak that remains in the top 10 in NCAA history. He was also named to the ACC's 50-Year Anniversary team in 2002.



Bob Bradley was the first administrator named to the Ring of Honor in 2005. Bradley served Clemson for 45 years in the sports information office as director and emeritus director. He won the Arch Ward Award as the College Sports Information Direc-

tors of America Man-of-the-Year in 1976. He was inducted into the organization's Hall of Fame in 1975, the Clemson Athletic Hall of Fame in 1985, the Gator Bowl Hall of Fame in 2000, and the South Carolina Hall of Fame in 2001. The press box at Memorial Stadium was named in his honor in 1988.




Jerry Butler joined teammate Steve Fuller in the Clemson Ring of Honor in 1999. The two-time All-ACC player was a First-Team AP All-American in 1978 when he joined Steve Fuller in leading Clemson to a #6 national ranking and 11-1 record.

He caught at least one pass in 36 consecutive games, a record that still stands today. In 1979, Butler was the #5 draft pick of the NFL by the Buffalo Bills, where he played at a Pro Bowl level for eight seasons.



Fred Cone, who was inducted into the Ring of Honor in 1997, was the first player in Clemson history to rush for at least 2,000 yards in a career. Cone played for the Tigers from 1948-50. He still is fourth on the Clemson career list for rushing touchdowns

with 30. Cone was a starter on two undefeated Tiger teams, one of two players in school history to do that.




Dale Davis was the first men's basketball player inducted into the Ring of Honor in 1999. He was a three-time All-ACC selection from 1987-91 and a first-team selection in 1990 in leading Clemson to its first ACC regular-season championship. He is still

among the ACC's top 10 in career field-goal percentage. The first-round draft pick of the Indiana Pacers played 16 seasons in the NBA. He totaled 8,706 points and 8,605 rebounds in 1,094 games in his career.



Jeff Davis, captain of the 1981 National Championship team, joined the Ring of Honor in 1995. He was a first-team All-American in 1981 when he led the team in tackles (175). Davis was also named MVP of the ACC and defensive MVP of the Orange Bowl victory

over Nebraska, the game that clinched the national title for the Tigers. He was inducted into the College Football Hall of Fame in December of 2007.



Steve Fuller was a charter member of the Ring of Honor in 1994. He is one of three football players in Clemson history to be chosen an All-American on the field and in the classroom in the same year. Fuller was a two-time, first-team academic All-American

and a Third-Team Associated Press All-American in 1978. He is still the only Tiger to be named ACC Player-of-the-Year twice, and was an NCAA Top Five Award winner in 1979, the only Tiger athlete to win the award.



Frank Howard was a charter member of the Ring of Honor in 1994. He was head coach between 1940-69, when he led Clemson to eight league titles, six bowl games, and six top-25 seasons. Howard, who had 165 wins, was inducted into the

College Football Hall of Fame in 1989, and is the second-winningest coach in ACC history.



Barbara Kennedy was Clemson's first female athlete named to the Ring of Honor in 1999. She still holds the school's along with the ACC's career mark for points (3,113) and rebounds (1,252), records that will probably never be broken. Kennedy was a

two-time All-America selection in 1981 and 1982,

and three-time First-Team All-ACC player in the 1980, 1981, and 1982 seasons. She remains as the only two-time All-American and three-time First-Team All-ACC selection in Clemson history as well.



Terry Kinard, who played for the Tigers between 1978-82, was inducted into the Ring of Honor in 2001, the same year he was inducted into the College Football Hall of Fame. The native of Sumter, SC was named national defensive player-of-the-year

by CBS Sports during his senior season in 1982. Kinard was named to the All-Decade of the 1980's College Football team by USA Today and to the All-Century team of College Football by Sports Illustrated in 2000.



Tina Krebs was the first track athlete named to the Ring of Honor in 2003. A cross country, distance, and middle distance runner for the Lady Tigers from 1982-86, Krebs' versatility helped shape Clemson women's track & field. She was a big reason Clemson

had seven top-15 final rankings in cross country and indoor track during her four seasons with the program. She was an eight-time All-American in cross country, indoor track, and outdoor track, and was a three-time NCAA Champion, still the only athlete in any sport in Clemson history to win three national titles.



Banks McFadden was one of three charter members of the Ring of Honor in 1994. He was named the nation's most versatile athlete in 1939 when he was an All-American in football and basketball in the same calendar year. He is still the only Clem-

son athlete to accomplish that feat. McFadden led the Tigers to their first bowl bid, a 6-3 victory over Boston College in the 1940 Cotton Bowl, and to the Southern Conference basketball championship. He was the #4 overall selection of the 1940 NFL draft, tied for the highest draft selection for a Tiger football player in history.

The **1981 Football Team** was inducted into the Clemson Ring of Honor during the fall of 2006 in conjunction with the team's 25-year anniversary celebration of winning the National Championship. Every player, coach, manager, and administrator associated with that team is considered in the Ring of Honor within the team concept. The Tigers had a perfect 12-0 record that season, as they defeated Nebraska by a score of 22-15 in the 1982 Orange Bowl to claim the National Championship. For more information on Clemson's 1981 squad, see pages 50, 51.

Clemson Hall of Fame



Student-Athlete	Sport(s)	Years	Inducted
Jimmy Addison	Football	1965-67	1994
Rusty Adkins	Baseball	1965-67	1977
Ben Anderson	Football	1970-72	1997
Obed Ariri	Football, Men's Soccer	1976-80	1998
Rick Aronberg	Men's Swimming	1986-90	2001
Boo Armstrong	Football	1918-20	1978
Jill Bakehorn	Women's Swimming	1986-89	2001
Stumpy Banks	Football	1915-19	1975
Brian Barnes	Baseball	1986-89	2004
Gary Barnes	Football	1959-61	2002
Jessica Barr	Women's Basketball	1992-94	2000
Tom Barton	Football	1949-52	1987
George Bennett	IPTAY Director	1971-79, 93-04	1989
Kris Benson	Baseball	1994-96	2005
Joe Net Berry	Football	1934-36	1981
Joe Blalock*	Football	1939-41	1973
	Men's Basketball	1940, 41	
Jeff Bostic	Football	1977-79	1997
Joe Bostic	Football	1975-78	1996
Bob Bradley	Sports Information Director	1955-89	1985
Jim Brennan	Men's Basketball	1961-64	1983
Bubba Brown	Football	1976-79	1999
Lester Brown	Football	1976-79	2007
Thomas Brown	Football, Men's Basketball	1933-37	1987
Clyde Brown	Men's Soccer	1972-75	1984
Shandy Bryan	Women's Basketball	1989-93	2006
Jeff Bryant	Football	1978-81	1996
Shad Bryant	Football	1937-39	1979
Dude Buchanan	Men's Basketball, Baseball	1938-41	1991
Greg Buckner	Men's Basketball	1994-98	2005
Sara Burkett	Women's Soccer	1995-98	2004
Bob Burns	Men's Tennis	1958-62	1988
Charlie Bussey	Football	1954-56	1988
Jerry Butler	Football	1975-78	1986
Jonathan Byrd	Men's Golf	1994-98	2006
Jackie Calvert	Football	1948-50	1977
	Men's Track	1949-51	
Elden Campbell	Men's Basketball	1986-90	2000
Jack Chandler	Men's Track, Men's Basketball	1920-25	1984
Chip Clark	Men's Basketball, Men's Golf, Men's Track	1942-46	1998
Dwight Clark	Football	1975-78	1988
Doug Cline	Football	1957-59	1991
Ty Cline	Baseball	1959, 60	1978
Coy Cobb	Men's Swimming	1981-85	2004
Wayne Coffman	Women's Track Coach	1985-97	2006
Roger Collins	Men's Soccer	1969, 70	1978
	Men's Track	1968-70	
Fred Cone*	Football	1948-50	1973
David Cooper	Men's Tennis	1967-69	1983
Bobby Conrad	Men's Basketball	1976-80	1993
Walter Cox	Football, Football Coach, Baseball Coach	1935-51	1984
Mary Ann Cubelic-Grant	Women's Basketball	1979-83	2002
Bennie Cunningham	Football	1973-75	1984
Woodrow Dantzler	Football	1998-01	2007
Dale Davis	Men's Basketball	1987-91	1996
Jeff Davis	Football	1978-81	1989
Mark Dickson	Men's Tennis	1979-82	1999
Bill Dillard	Football	1932-34	1991
Lisa Dillard-Hanks	Women's Track	1988-91	2001
Russell Dorn	Boxing	1937, 38	1979
John Dunkelberg	Men's Track	1958-60	1976
Dr. R.C. Edwards	Football Manager	1933	1984
Eric Eichmann	Men's Soccer	1983-86	2003
Janet Ellison McDonnell	Women's Swimming	1977-80	1999
Mike Eppley	Football, Men's Basketball	1980-84	1990
Gigi Fernandez	Women's Tennis	1983	2005
R.H. Fike	President IPTAY	1934, 35	1978
Mac Folger	Football, Men's Track	1934-36	1975
Danny Ford	Football Coach	1979-89	1999
Jane Forman	Women's Tennis	1980-84	2003
Donna Forrester	Women's Basketball	1976-78	1996
Bill Foster	Men's Basketball Coach	1975-84	2001
Eddis Freeman	Football, Basketball, Golf	1943-46	1998
George Fritts	Football	1939-41	1977
	Men's Track	1940-42	
Steve Fuller	Football	1975-78	1985
Bobby Gage	Football	1945-48	1976
Chris Gardocki	Football	1988-90	2001
Dreher Gaskin	Football	1950-53	1994
Amy Geren	Women's Basketball	1995-99	2007

Rusty Gerhardt	Baseball	1969-72	1982
Mutt Gee	Football	1914-17	1975
Frank Gillespie	Baseball	1943, 47-49	1977
	Football	1946-48	
	Men's Basketball	1946-49	
Lucas Glover	Men's Golf	1997-01	2007
Buddy Gore	Football	1965-67	1986
Kim Graham	Women's Track	1989-93	1998
Horace Grant	Men's Basketball	1983-87	1999
John Grijan	Football	1955-57	1983
Michael Green	Men's Track	1990-93	2001
Khalil Greene	Baseball	1999-02	2007
Billy Hair	Football	1950-52	1983
Dr. Jud Hair	Team Physician	1957-85	2000
Vincent Hamilton	Men's Basketball	1980-85	2003
R.G. Hamilton	Football	1896	1981
Dr. Byron Harder	Physician	1972-05	2005
Jim Haughey	Men's Track	1979-83	2003
Pam Hayden	Women's Swimming	1984-88	1995
Bert Heffernan	Baseball	1985-88	2002
John Heisman	Football	1900-03	1981
Dick Hendley	Football	1946, 48-50	1984
	Baseball	1949-51	
Sam Henson	Wrestling	1992-94	2000
Terence Herrington	Men's Track	1985-89	2006
Doug Hoffman	Baseball	1957-59	1980
	Men's Basketball	1956-59	
P.B. Holtzendorff, III	Men's Swimming, Men's Tennis	1938-41	1976
Fred Hoover	Trainer	1958-98	1982
Frank Howard*	Football Coach, Athletic Director	1931-74	1973
Bob Hudson	Football	1947-50	1980
	Men's Track	1948-51	
Bill Hudson	Football, Men's Track	1954-56	1984
Dr. I.M. Ibrahim	Men's Soccer Coach	1967-94	2000
Ute Jamroz	Women's Track	1985-88	2000
Ralph Jenkins	Football	1943-46	1995
Frank Jervy	Benefactor	1914-83	1975
Kevin Johnson	Men's Golf	1985-89	2002
Bob Jones	Men's Basketball	1927-30	1974
	Football	1928-30	
Homer Jordan	Football	1979-82	1993
Whitey Jordan	Baseball, Football	1955-58	2003
	Football Coach	1959-72, 93	
	Men's Golf Coach	1963-68	
Barbara Kennedy-Dixon	Women's Basketball	1978-82	1989
Steve Kenney	Football	1975-78	2006
Jimmy Key	Baseball	1980-82	1999
Terry Kinard	Football	1978-82	1992
Don King	Football	1952-55	1992
Doug Kingsmore	Baseball	1951-54	1985
Levon Kirkland	Football	1988-91	2001
Janet Knight-Linder	Women's Basketball	1982-86	1999
Fred Knebel	Football, Baseball	1950-52	1996
Hans Koeleman	Men's Track	1980-83	1995
Tina Krebs	Women's Track	1982-86	1993
Mitzi Kremer	Women's Swimming	1986-89	1994
Joe Landrum	Baseball	1946, 47	1974
Bull Lightsey	Football	1922, 24, 25	1976
Noel Loban	Wrestling	1977-80	1991
Stacy Long	Football	1986, 88-90	2004
William Lynn	Men's Track	1931-34	1986
Randy Mahaffey	Men's Basketball	1964-67	1975
Wayne Mass	Football	1965-67	1993
Bill Mathis	Football	1957-59	1979
Ray Mathews	Baseball	1948-50	1978
	Football	1947-50	
Richard Matuszewski	Men's Tennis	1983-86	2001
John Maxwell	Football	1902, 03	1974
Bill McLellan	Football, Athletic Director	1952, 53, 66-85	1993
Banks McFadden*	Men's Track, Football, Men's Basketball	1937-40	1973
Herman McGee	Trainer	1934-80	1976
Carl McHugh	Men's Swimming Coach	1947-76	1983
Terrell McIntyre	Men's Basketball	1995-99	2007
Goat McMillan	Football	1928, 29	1985
	Football Coach	1937-64	
Dr. Lee Milford	Chairman Athletic Council, Physician	1930-54	1981
Bobbie Mims Felder	Women's Basketball	1976-80	2001
Gene Moore	Football, Baseball	1946-49	1993
Parker Moore	Men's Golf	1973-76	1992
Dr. Denise Murphy-Stadelmaier	Women's Volleyball	1983-86	1999
Bruce Murray	Men's Soccer	1984-87	1992

Larry Nance	Men's Basketball	1977-81	1995
Jess Neely	Football Coach, Athletic Director	1931-39	1979
Carter Newman	Men's Track, Men's Basketball	1924-27	1983
Rock Norman	Men's Track Coach	1940-57	1974
	Football Coach, Men's Basketball Coach	1941-46	
Billy O'Dell*	Baseball	1952-54	1973
Harry Olszewski	Football	1965-67	1980
Suzie Owens	Football	1919, 20	1980
	Baseball	1920, 21	
Choppy Patterson	Men's Basketball	1959-63	1981
Chris Patton	Golf	1986-90	2000
Bob Paulling	Baseball, Football	1979-83	1994
Michael Dean Perry	Football	1984-87	2000
William Perry	Football	1981-84	2002
Jim Phillips	Broadcaster	1967-03	1992
John Phillips	Football	1984-87	1999
Dr. Robert Poole	University President	1940-58	2006
O.K. Pressley	Football	1926-28	1978
Phil Prince	Football	1944-48	1995
Dillard Pruitt	Golf	1981-84	1998
Carl Pulkinen	Boxing, Men's Track	1946-49	1987
Dewey Quinn	Football, Men's Basketball, Baseball	1943-46	1994
Flint Rhem	Baseball	1920-23	1979
Dr. Walter Merritt Riggs	Administrator	1896-00	1994
Red Ritchie	Administrator	1955-71	1980
Rick Robbins	Academics	1967-80	1982
Bobby Robinson	Golf Coach, Athletic Director	1974-02	2002
Kerry Robinson	Women's Track	1980-84	2007
Phil Rogers	Football	1965-67	1989
Tree Rollins	Men's Basketball	1973-77	1987
Clarence Rose	Golf	1978-80	2004
Wallace Roy	Men's Track	1924-26	1977
	Football	1923-25	
	Men's Basketball	1925, 26	
Smiley Sanders	Baseball, Football	1971-74	2003
William Schilleter	Football	1911-14	1973
Randy Scott	Football	1975-78	2004
Bob Sharpe	Football	1938-40	1982
Neil Simons	Baseball	1977-80	1997
Hoke Sloan	Men's Tennis Coach	1930-59	1977
Bob Smith	Baseball Coach, Football Coach	1950-69	1988
Glenn Smith	Football	1949-51	1982
John Snee	Men's Basketball	1948-52	1976
Bill Spiers	Baseball, Football	1985-87	1998
Nicole Stafford-Lake	Women's Tennis	1984-88	2004
Cindy Stern-DeMartino	Women's Volleyball	1996-99	2005
Harold Stowe	Baseball	1957-59	1979
Jim Stuckey	Football	1976-79	1995
Jim Sutherland	Men's Basketball	1964-67	1991
Charlie Timmons	Football	1938-42	1985
Strom Thurmond	Men's Track	1921-23	1983
James Trapp	Men's Track	1990-93	2000
	Football	1989-92	
David Treadwell	Football	1984-87	1997
Annie Tribble	Women's Basketball Coach	1976-87	1994
Perry Tuttle	Football	1978-81	1991
Kenneth N. Vickery	Faculty Chairman	1971-82	2005
Don Wade	Football	1949-51	1992
Charles Warren	Men's Golf	1994-98	2005
Charlie Waters	Football	1967-69	1981
Nelson Welch	Football	1991-94	2007
Joel Wells	Football	1954-56	1974
Craig White	Baseball	1969-73	1988
Harvey White	Football	1957-59	1981
Susan Hill-Whitson	Women's Tennis	1977-80	1986
Rodney Williams	Football	1985-88	2000
Gene Willimon	IPTAY Secretary, Football	1933-77	1986
Don Willis	Football	1935-38	1988
Charles Woods, Jr.	Football	1936-38	1975
Donnell Woolford	Football	1985-88	2005
Wyndie Wyndham	Football	1948-50	1980
Jimmy Wynn	Men's Track	1962-64	1982
Bill Yarborough	Men's Basketball	1952-57	1974
Vince Yockel	Men's Basketball	1955-58	1982
Kyle Young	Football	1997-01	2006
Butch Zatezalo	Men's Basketball	1966-70	1988

* - charter member

2007 Lettermen

Freshmen (16)

#	Player	Pos.
87	Terrance Ashe	WR
90	Kourtnei Brown	DE
89	Miguel Chavis	DT
44	Scotty Cooper	LB
21	Xavier Dye	WR
31	Darius Gaither*	S
12	Marcus Gilchrist	CB
61	Chris Hairston	OT
99	Jarvis Jenkins	DT
88	Brian Linthicum	TE
36	Byron Maxwell	CB
2	DeAndre McDaniel	S
93	Rennie Moore	DE
81	Jeff Ogren	WR
78	Ben Ramsey	OL
16	Michael Wade	S

* - not returning in 2008

Sophomores (18)

#	Player	Pos.
24	Kevin Alexander	DE
65	Thomas Austin	OL
82	Durrell Barry	TE
18	Crezdon Butler	CB
48	Jeremy Campbell	LB
27	Sadat Chambers	RB
38	Chris Chancellor	CB
33	Kavell Conner	LB
8	Jamie Cumbie	DL
6	Jacoby Ford	WR
56	Elsmore Gabriel*	DT
70	Jamarcus Grant	OG
71	Barry Humphries	OL
76	Cory Lambert	OT
57	Antwon Murchison	DT
86	Michael Palmer	TE
7	Ricky Sapp	DE
28	C.J. Spiller	RB

* - not returning in 2008

Juniors (23)

#	Player	Pos.
14	Mark Buchholz	PK
43	Antonio Clay*	LB
22	Chris Clemons	S
1	James Davis	RB
83	Nelson Faerber	WR
13	Tyler Grisham	WR
25	Michael Hamlin	S
10	Cullen Harper	QB
55	Bobby Hutchinson	OL
91	Rashaad Jackson	DT
80	Aaron Kelly	WR
29	Haydrian Lewis	CB
35	Paul Macko	RB
49	Jimmy Maners	P
50	Jock McKissic	DT
94	Phillip Merling*	DE
47	Josh Miller	LB
41	Alex Pearson*	FB
11	Tribble Reese*	QB
84	Akeem Robinson	TE
97	Dorell Scott	DT
5	Rendrick Taylor	WR
45	Cortney Vincent*	LB

* - not returning in 2008

Seniors (15)


#	Player	Pos.
52	Bryan Baker	DT
20	Tramaine Billie	LB
67	Christian Capote	OT
22	Bradley Flowers	WR
26	La'Donte Harris	WR
54	Colin Leonard	LS
96	Jermaine Martin	TE
68	Chris McDuffie	OG
74	Brandon Pilgrim	OG
79	Barry Richardson	OT
23	Chris Russell	S
17	Brian Sorrells	WR
31	Tyler Stone	CB
17	Chris Wade	CB
32	Nick Watkins	LB




#90 Kourtnei Brown



#18 Crezdon Butler



#14 Mark Buchholz



#20 Tramaine Billie

2007 Lettermen By Position (72)

Offense (34)

OT (4):	Christian Capote, Chris Hairston, Cory Lambert, Barry Richardson
OG (6):	Jamarcus Grant, Barry Humphries, Bobby Hutchinson, Chris McDuffie, Brandon Pilgrim, Ben Ramsey
C (1):	Thomas Austin
TE (5):	Durrell Barry, Brian Linthicum, Jermaine Martin, Michael Palmer, Akeem Robinson
WR (11):	Terrance Ashe, Xavier Dye, Nelson Faerber, Bradley Flowers, Jacoby Ford, Tyler Grisham, La'Donte Harris, Aaron Kelly, Jeff Ogren, Brian Sorrells, Rendrick Taylor
QB (2):	Cullen Harper, Tribble Reese
RB (4):	Sadat Chambers, James Davis, Paul Macko, C.J. Spiller
FB (1):	Alex Pearson

Defense (35)

DE (5):	Kevin Alexander, Kourtnei Brown, Phillip Merling, Rennie Moore, Ricky Sapp
DT (9):	Bryan Baker, Miguel Chavis, Jamie Cumbie, Elsmore Gabriel, Rashaad Jackson, Jarvis Jenkins, Jock McKissic, Antwon Murchison, Dorell Scott
LB (8):	Tramaine Billie, Jeremy Campbell, Antonio Clay, Kavell Conner, Scotty Cooper, Josh Miller, Cortney Vincent, Nick Watkins
CB (7):	Crezdon Butler, Chris Chancellor, Marcus Gilchrist, Haydrian Lewis, Byron Maxwell, Tyler Stone, Chris Wade
S (6):	Chris Clemons, Darius Gaither, Michael Hamlin, DeAndre McDaniel, Chris Russell, Michael Wade

Special Teams (3)

PK (1):	Mark Buchholz
P (1):	Jimmy Maners
LS (1):	Colin Leonard

2008 Returning Lettermen By Position (49)

Offense (24)

OT (3):	Chris Hairston, Cory Lambert, Jock McKissic
OG (4):	Jamarcus Grant, Barry Humphries, Bobby Hutchinson, Ben Ramsey
C (1):	Thomas Austin
TE (3):	Durrell Barry, Michael Palmer, Akeem Robinson
WR (6):	Terrance Ashe, Xavier Dye, Nelson Faerber, Jacoby Ford, Tyler Grisham, Aaron Kelly
QB (2):	Cullen Harper, Michael Wade
RB (4):	James Davis, Paul Macko, C.J. Spiller, Rendrick Taylor
FB (1):	Brian Linthicum

Defense (23)


DE (4):	Kevin Alexander, Kourtnei Brown, Rennie Moore, Ricky Sapp
DT (6):	Miguel Chavis, Jamie Cumbie, Rashaad Jackson, Jarvis Jenkins, Antwon Murchison, Dorell Scott
LB (4):	Jeremy Campbell, Kavell Conner, Scotty Cooper, Josh Miller
CB (5):	Crezdon Butler, Chris Chancellor, Marcus Gilchrist, Haydrian Lewis, Byron Maxwell
S (4):	Sadat Chambers, Chris Clemons, Michael Hamlin, DeAndre McDaniel

Special Teams (2)

PK (1):	Mark Buchholz
P (1):	Jimmy Maners
LS (0):	

Note: Positions based on 2008 (player may not have previously lettered at 2008 position).

Meet the Tigers



HOWARD'S
ROCK

2008 Numerical Roster

#	Player	Pos.	Hgt.	Wgt.	Cl.	Exp.	Hometown	High School or Junior College
1	James Davis	RB	5-11	210	Sr.	3VL	Atlanta, GA	Douglass HS
2	DeAndre McDaniel	S	6-0	200	So.	1VL	Tallahassee, FL	Amos P. Godby HS
3	Willy Korn	QB	6-2	215	*Fr.	RS	Lyman, SC	James F. Byrnes HS
5	Rendrick Taylor	RB	6-2	240	Sr.	3VL	Clio, SC	Marlboro County HS
5	Jon Richt	QB	6-2	185	Fr.	HS	Watkinsville, GA	Prince Avenue Christian School
6	Jacoby Ford	WR	5-10	185	Jr.	2VL	Royal Palm Beach, FL	Cardinal Newman HS
7	Ricky Sapp	DE	6-4	240	Jr.	2VL	Bamberg, SC	Bamberg-Ehrhardt HS
8	Jamie Cumbie	DT	6-7	270	Jr.	2VL	Morris, IL	Morris HS
9	Spencer Adams	S	6-2	180	Fr.	HS	Charlotte, NC	David W. Butler HS
10	Cullen Harper	QB	6-4	220	*Gr.	2VL	Alpharetta, GA	Sequoyah HS
11	Kyle Parker	QB	6-0	190	Fr.	HS	Jacksonville, FL	Bartram Trail HS
12	Marcus Gilchrist	CB	5-11	180	So.	1VL	High Point, NC	T. Wingate Andrews HS
12	Brandon Speweik	QB	6-0	205	*Jr.	SQ	Oregon, OH	Saint Francis de Sales HS
13	Tyler Grisham	WR	5-11	180	Sr.	3VL	Birmingham, AL	Spain Park HS
14	Mark Buchholz	PK	6-1	205	*Gr.	1VL	Alpharetta, GA	Chattahoochee HS
15	Coty Sensabaugh	CB	6-0	180	*Fr.	RS	Kingsport, TN	Dobyns-Bennett HS
16	Michael Wade	QB	6-1	200	*So.	1VL	Greer, SC	Riverside HS
16	Kyle Davisson	WR	6-0	200	*Sr.	SQ	Alpharetta, GA	Milton HS
17	Stanley Hunter	LB	5-10	220	Fr.	HS	Spartanburg, SC	James F. Byrnes HS
18	Crezdon Butler	CB	6-0	185	Jr.	2VL	Asheville, NC	Asheville HS
19	Richard Jackson	P/PK	5-11	190	*So.	SQ	Greer, SC	Riverside HS
19	Ike Ihewunwa	S	6-0	195	*Jr.	SQ	Powder Springs, GA	McEachern HS
20	Brandon Maye	LB	6-2	225	*Fr.	RS	Mobile, AL	Davidson HS
21	Xavier Dye	WR	6-5	205	So.	1VL	Greenwood, SC	James F. Byrnes HS
22	Chris Clemons	S	6-1	210	*Gr.	3VL	Arcadia, FL	DeSoto HS
23	Andre Ellington	RB	5-10	170	Fr.	HS	Moncks Corner, SC	Berkeley HS
24	Kevin Alexander	DE	6-3	245	Jr.	2VL	Raiford, FL	Union County HS
25	Michael Hamlin	S	6-3	205	*Gr.	3VL	Timmonsville, SC	Lamar HS
26	Marquan Jones	WR	6-0	180	Fr.	HS	Columbia, SC	Blythewood HS
27	Sadat Chambers	S	5-11	195	*Jr.	2VL	Pageland, SC	Central HS
28	C.J. Spiller	RB	5-11	190	Jr.	2VL	Lake Butler, FL	Union County HS
29	Haydrian Lewis	CB	5-11	185	Sr.	3VL	Charleston, SC	Stratford HS
30	Chad Diehl	FB/TE	6-2	245	*Fr.	RS	Lyman, SC	James F. Byrnes HS
31	Rashard Hall	S	6-3	190	Fr.	HS	Palm Coast, FL	Saint Augustine HS
32	Carlton Lewis	S	6-3	190	Fr.	HS	Saint Augustine, FL	Saint Augustine HS
33	Kavell Conner	LB	6-1	225	*Jr.	2VL	Richmond, VA	Manchester HS
34	Tarik Rollins	LB	6-2	205	Fr.	HS	Hollywood, FL	Chaminade-Madonna College Preparatory
35	Paul Macko	RB	5-10	195	*Sr.	2VL	Wadsworth, OH	Wadsworth HS
36	Byron Maxwell	CB	6-1	185	*So.	1VL	North Charleston, SC	Fort Dorchester HS
37	Xavier Brewer	CB	5-11	180	Fr.	HS	Jacksonville, FL	Bartram Trail HS
37	Ronald Watson	RB	5-9	190	*Jr.	SQ	Mauldin, SC	South Florence HS
38	Chris Chancellor	CB	5-10	170	*Jr.	2VL	Miramar, FL	Miami Edison Senior HS
39	Spencer Benton	PK	6-2	185	Fr.	HS	Myrtle Beach, SC	Myrtle Beach HS
39	Shawn Leonard-Horwith	S	6-0	190	*So.	SQ	La Crescenta, CA	Crescenta Valley HS
40	Andre Branch	DE	6-5	245	*Fr.	RS	Richmond, VA	Varina HS
41	Daniel Andrews	S	6-0	190	Fr.	HS	Jacksonville, FL	Trinity Christian Academy
42	Byron Clear	DE	6-5	220	*Fr.	RS	Hoover, AL	Hoover HS
43	Brandon Ford	WR	6-4	205	Fr.	HS	Wando, SC	Hanahan HS
44	Scotty Cooper	LB	6-1	210	So.	1VL	Lake City, SC	Lake City HS
45	Jamie Harper	RB	6-0	225	Fr.	HS	Jacksonville, FL	Trinity Christian Academy
45	Phillip Price	TE	6-5	250	*Fr.	RS	Dillon, SC	Dillon Christian School
45	Cameron O'Sullivan	LB	6-0	225	*Sr.	SQ	Spartanburg, SC	Dorman HS
46	Jonathan Willard	LB	6-2	205	Fr.	HS	Loris, SC	Loris HS
46	Brandon Oliver	LB	6-0	230	*Sr.	SQ	Summerton, SC	Scott's Branch HS
46	Britton Whetsell	LB	6-1	205	*Sr.	SQ	Bowman, SC	Orangeburg Prep School
46	Kantrell Brown	S	6-0	180	*Fr.	SQ	Saint Matthews, SC	Calhoun County HS
47	Josh Miller	LB	6-0	235	Sr.	3VL	Manning, SC	Manning HS
48	Jeremy Campbell	LB	6-1	225	Jr.	2VL	Port Orange, FL	Spruce Creek HS
49	Jimmy Maners	P	6-1	190	*Gr.	1VL	Rock Hill, SC	Northwestern HS
50	Jock McKissic	OT	6-7	300	Sr.	3VL	Opelika, AL	Opelika HS
51	Eddie Adams	OL/LS	6-2	275	Jr.	SQ	Greenwood, SC	Greenwood HS
52	Charles Roediger	LS	6-0	225	*Sr.	SQ	Advance, NC	Forsyth Country Day School
53	Preston Stone	OL	6-3	265	Sr.	SQ	Arlington, TX	Arlington Lamar HS
54	Matt Sanders	OL	6-4	295	Fr.	HS	Crestview, FL	Crestview Senior HS
54	Brock Henderson	LB	6-2	210	*So.	SQ	Greenville, SC	Wade Hampton HS
55	Bobby Hutchinson	OG	6-3	305	*Sr.	2VL	Greenville, FL	Madison County HS
56	Dalton Freeman	OL	6-6	270	Fr.	HS	Gaston, SC	Pelion HS
57	Antwon Murchison	DT	6-4	280	*Jr.	2VL	Aberdeen, NC	Pinecrest HS
58	Caleb Simmons	OL	5-11	240	*Fr.	RS	Lake City, SC	Lake City HS

2008 Numerical Roster



#	Player	Pos.	Hgt.	Wgt.	Cl.	Exp.	Hometown	High School or Junior College
60	Jamal Medlin	OT	6-5	290	*So.	SQ	Orangeburg, SC	Orangeburg-Wilkinson HS
61	Chris Hairston	OT	6-6	315	*So.	1VL	Winston-Salem, NC	Carver HS
61	John Wright	DE	6-2	235	*So.	SQ	Anderson, SC	T.L. Hanna HS
62	Mason Cloy	OL	6-3	295	*Fr.	RS	Columbia, SC	Spring Valley HS
64	Wilson Norris	OG	6-4	295	*Fr.	RS	Pickens, SC	Pickens HS
65	Thomas Austin	C	6-3	295	*Jr.	2VL	Camden, SC	Camden HS
68	Kenneth Page	OL	6-4	295	Fr.	HS	Columbia, SC	A.C. Flora HS
70	Jamarcus Grant	OG	6-4	315	*Jr.	2VL	Mullins, SC	Mullins HS
71	Barry Humphries	OL	6-3	295	*Jr.	2VL	Anderson, SC	Belton-Honea Path HS
72	Landon Walker	OT	6-5	280	*Fr.	RS	North Wilkesboro, NC	East Wilkes HS
73	David Smith	OG	6-5	285	*Fr.	RS	Greenville, SC	Greenville HS
74	Antoine McClain	OL	6-6	305	Fr.	HS	Anniston, AL	Anniston HS
75	Matt Skinner	LS/TE	6-6	230	Fr.	HS	Jacksonville, FL	Bolles School
76	Cory Lambert	OT	6-6	310	*Jr.	2VL	Greenville, SC	Greenville HS
78	Ben Ramsey	OL	6-4	285	*So.	1VL	Greensboro, NC	Grimsley HS
80	Aaron Kelly	WR	6-5	190	*Sr.	3VL	Marietta, GA	Walton HS
81	Jaron Brown	WR	6-3	190	Fr.	HS	Cheraw, SC	Cheraw HS
82	Durrell Barry	TE	6-4	250	*Jr.	2VL	North Charleston, SC	Fort Dorchester HS
83	Nelson Faerber	WR	5-11	180	*Sr.	2VL	Duluth, GA	Chattahoochee HS
84	Akeem Robinson	TE	6-4	260	*Gr.	3VL	Miami, FL	Miami Carol City Senior HS
85	Brandon Clear	WR	6-5	210	*Fr.	RS	Hoover, AL	Hoover HS
86	Michael Palmer	TE	6-5	245	Jr.	2VL	Stone Mountain, GA	Parkview HS
87	Terrance Ashe	WR	6-2	185	*So.	1VL	Cheraw, SC	Cheraw HS
87	Chris Richardson	LB	6-3	220	*Fr.	RS	Lithia Springs, GA	Lithia Springs HS
88	Brian Linthicum	FB/TE	6-4	235	So.	1VL	Farmington, NM	Saint Anne's-Belfield (VA) School
89	Miguel Chavis	DT	6-5	275	So.	1VL	Fayetteville, NC	Terry Sanford HS
89	Dwayne Allen	TE	6-3	220	Fr.	HS	Fayetteville, NC	Terry Sanford HS
89	Brian Hill	WR	6-2	175	*Jr.	SQ	Clemson, SC	D.W. Daniel HS
90	Kourtnei Brown	DE	6-4	225	So.	1VL	Charlotte, NC	Victory Christian Center School
90	Matthew Knowles	DE	6-5	230	*Sr.	SQ	Greenville, SC	J.L. Mann HS
91	Rashaad Jackson	DT	6-2	280	*Sr.	3VL	Union, SC	Union HS
91	Gray Gardner	TE	6-2	220	*Fr.	RS	Camden, SC	Camden HS
92	Kasey Nobles	FB/TE	6-1	235	*So.	SQ	Lake Butler, FL	Union County HS
92	John Early	PK	5-9	175	Sr.	SQ	Darlington, SC	Darlington HS
93	Da'Quan Bowers	DE	6-5	265	Fr.	HS	Bamberg, SC	Bamberg-Ehrhardt HS
94	Rennie Moore	DL	6-4	270	So.	1VL	Saint Mary's, GA	Camden County HS
95	Drew Taylor	DE	6-5	230	*Fr.	RS	Birmingham, AL	Mountain Brook HS
96	Dawson Zimmerman	P	6-2	195	Fr.	HS	Lawrenceville, GA	Brookwood HS
97	Dorell Scott	DT	6-4	320	*Sr.	3VL	Columbia, SC	Ridge View HS
98	Brandon Thompson	DT	6-2	290	Fr.	HS	Thomasville, GA	Thomasville HS
99	Jarvis Jenkins	DT	6-4	300	So.	1VL	Clemson, SC	D.W. Daniel HS

* - has spent one season as a red-shirt player

2008 Pronunciations

#	Player	Pronunciation	#	Player	Pronunciation	#	Player	Pronunciation
5	Jon Richt	RIHKT	19	Ike Ihewunwa	i-eh-WAH-nuh	81	Jaron Brown	juh-RAHN
14	Mark Buchholz	BUHK-hohlts	34	Tarik Rollins	TAHR-ihk	83	Nelson Faerber	FAYR-buhr
18	Crezdon Butler	KREHZ-duhn	49	Jimmy Maners	MAYN-uhz	93	Da'Quan Bowers	DAY-kwahn
			52	Charles Roediger	ROH-dih-guhr		Vic Koenning	KOH-nihng

2008 Coaches

Coach	Title(s)	Position(s)	CU Years	Alma Mater
Tommy Bowden	Head Coach	-----	10th	West Virginia '77
Brad Scott	Associate Head Coach	Offensive Line	10th	South Florida '79
Vic Koenning	Assistant Coach, Defensive Coordinator	Defensive Backs	4th	Kansas State '83
Rob Spence	Assistant Coach, Offensive Coordinator	Quarterbacks	4th	Iona '81
Dabo Swinney	Assistant Head Coach	Wide Receivers	6th	Alabama '93
David Blackwell	Assistant Coach	Inside Linebackers	6th	East Carolina '97
Billy Napier	Assistant Coach, Recruiting Coordinator	Tight Ends	3rd	Furman '03
André Powell	Assistant Coach, Special Teams Coordinator	Running Backs	2nd	Indiana '89
Chris Rumph	Assistant Coach	Defensive Line	3rd	South Carolina '94
Ron West	Assistant Coach	Outside Linebackers	10th	Clemson '79

2008 Alphabetical Roster

#	Player	Pos.	Hgt.	Wgt.	Cl.	Exp.	Hometown	High School or Junior College
51	Eddie Adams	OL/LS	6-2	275	Jr.	SQ	Greenwood, SC	Greenwood HS
9	Spencer Adams	S	6-2	180	Fr.	HS	Charlotte, NC	David W. Butler HS
24	Kevin Alexander	DE	6-3	245	Jr.	2VL	Raiford, FL	Union County HS
89	Dwayne Allen	TE	6-3	220	Fr.	HS	Fayetteville, NC	Terry Sanford HS
41	Daniel Andrews	S	6-0	190	Fr.	HS	Jacksonville, FL	Trinity Christian Academy
87	Terrance Ashe	WR	6-2	185	*So.	1VL	Cheraw, SC	Cheraw HS
65	Thomas Austin	C	6-3	295	*Jr.	2VL	Camden, SC	Camden HS
82	Durrell Barry	TE	6-4	250	*Jr.	2VL	North Charleston, SC	Fort Dorchester HS
39	Spencer Benton	PK	6-2	185	Fr.	HS	Myrtle Beach, SC	Myrtle Beach HS
93	Da'Quan Bowers	DE	6-5	265	Fr.	HS	Bamberg, SC	Bamberg-Ehrhardt HS
40	Andre Branch	DE	6-5	245	*Fr.	RS	Richmond, VA	Varina HS
37	Xavier Brewer	CB	5-11	180	Fr.	HS	Jacksonville, FL	Bartram Trail HS
81	Jaron Brown	WR	6-3	190	Fr.	HS	Cheraw, SC	Cheraw HS
46	Kantrell Brown	S	6-0	180	*Fr.	SQ	Saint Matthews, SC	Calhoun County HS
90	Kourtnei Brown	DE	6-4	225	So.	1VL	Charlotte, NC	Victory Christian Center School
14	Mark Buchholz	PK	6-1	205	*Gr.	1VL	Alpharetta, GA	Chattahoochee HS
18	Cezdon Butler	CB	6-0	185	Jr.	2VL	Asheville, NC	Asheville HS
48	Jeremy Campbell	LB	6-1	225	Jr.	2VL	Port Orange, FL	Spruce Creek HS
27	Sadat Chambers	S	5-11	195	*Jr.	2VL	Pageland, SC	Central HS
38	Chris Chancellor	CB	5-10	170	*Jr.	2VL	Miramar, FL	Miami Edison Senior HS
89	Miguel Chavis	DT	6-5	275	So.	1VL	Fayetteville, NC	Terry Sanford HS
85	Brandon Clear	WR	6-5	210	*Fr.	RS	Hoover, AL	Hoover HS
42	Byron Clear	DE	6-5	220	*Fr.	RS	Hoover, AL	Hoover HS
22	Chris Clemons	S	6-1	210	*Gr.	3VL	Arcadia, FL	DeSoto HS
62	Mason Cloy	OL	6-3	295	*Fr.	RS	Columbia, SC	Spring Valley HS
33	Kavell Conner	LB	6-1	225	*Jr.	2VL	Richmond, VA	Manchester HS
44	Scotty Cooper	LB	6-1	210	So.	1VL	Lake City, SC	Lake City HS
8	Jamie Cumbie	DT	6-7	270	Jr.	2VL	Morris, IL	Morris HS
1	James Davis	RB	5-11	210	Sr.	3VL	Atlanta, GA	Douglass HS
16	Kyle Davisson	WR	6-0	200	*Sr.	SQ	Alpharetta, GA	Milton HS
30	Chad Diehl	FB/TE	6-2	245	*Fr.	RS	Lyman, SC	James F. Byrnes HS
21	Xavier Dye	WR	6-5	205	So.	1VL	Greenwood, SC	James F. Byrnes HS
92	John Early	PK	5-9	175	Sr.	SQ	Darlington, SC	Darlington HS
23	Andre Ellington	RB	5-10	170	Fr.	HS	Moncks Corner, SC	Berkeley HS
83	Nelson Faerber	WR	5-11	180	*Sr.	2VL	Duluth, GA	Chattahoochee HS
43	Brandon Ford	WR	6-4	205	Fr.	HS	Wando, SC	Hanahan HS
6	Jacoby Ford	WR	5-10	185	Jr.	2VL	Royal Palm Beach, FL	Cardinal Newman HS
56	Dalton Freeman	OL	6-6	270	Fr.	HS	Gaston, SC	Pelion HS
91	Gray Gardner	TE	6-2	220	*Fr.	RS	Camden, SC	Camden HS
12	Marcus Gilchrist	CB	5-11	180	So.	1VL	High Point, NC	T. Wingate Andrews HS
70	Jamarcus Grant	OG	6-4	315	*Jr.	2VL	Mullins, SC	Mullins HS
13	Tyler Grisham	WR	5-11	180	Sr.	3VL	Birmingham, AL	Spain Park HS
61	Chris Hairston	OT	6-6	315	*So.	1VL	Winston-Salem, NC	Carver HS
31	Rashard Hall	S	6-3	190	Fr.	HS	Palm Coast, FL	Saint Augustine HS
25	Michael Hamlin	S	6-3	205	*Gr.	3VL	Timmonsville, SC	Lamar HS
10	Cullen Harper	QB	6-4	220	*Gr.	2VL	Alpharetta, GA	Sequoyah HS
45	Jamie Harper	RB	6-0	225	Fr.	HS	Jacksonville, FL	Trinity Christian Academy
54	Brock Henderson	LB	6-2	210	*So.	SQ	Greenville, SC	Wade Hampton HS
89	Brian Hill	WR	6-2	175	*Jr.	SQ	Clemson, SC	D.W. Daniel HS
71	Barry Humphries	OL	6-3	295	*Jr.	2VL	Anderson, SC	Belton-Honea Path HS
17	Stanley Hunter	LB	5-10	220	Fr.	HS	Spartanburg, SC	James F. Byrnes HS
55	Bobby Hutchinson	OG	6-3	305	*Sr.	2VL	Greenville, FL	Madison County HS
19	Ike Ihewunwa	S	6-0	195	*Jr.	SQ	Powder Springs, GA	McEachern HS
91	Rashaad Jackson	DT	6-2	280	*Sr.	3VL	Union, SC	Union HS
19	Richard Jackson	P/PK	5-11	190	*So.	SQ	Greer, SC	Riverside HS
99	Jarvis Jenkins	DT	6-4	300	So.	1VL	Clemson, SC	D.W. Daniel HS
26	Marquan Jones	WR	6-0	180	Fr.	HS	Columbia, SC	Blythewood HS
80	Aaron Kelly	WR	6-5	190	*Sr.	3VL	Marietta, GA	Walton HS
90	Matthew Knowles	DE	6-5	230	*Sr.	SQ	Greenville, SC	J.L. Mann HS
3	Willy Korn	QB	6-2	215	*Fr.	RS	Lyman, SC	James F. Byrnes HS
76	Cory Lambert	OT	6-6	310	*Jr.	2VL	Greenville, SC	Greenville HS
39	Shawn Leonard-Horwith	S	6-0	190	*So.	SQ	La Crescenta, CA	Crescenta Valley HS
32	Carlton Lewis	S	6-3	190	Fr.	HS	Saint Augustine, FL	Saint Augustine HS
29	Haydrian Lewis	CB	5-11	185	Sr.	3VL	Charleston, SC	Stratford HS
88	Brian Linthicum	FB/TE	6-4	235	So.	1VL	Farmington, NM	Saint Anne's-Belfield (VA) School
35	Paul Macko	RB	5-10	195	*Sr.	2VL	Wadsworth, OH	Wadsworth HS
49	Jimmy Maners	P	6-1	190	*Gr.	1VL	Rock Hill, SC	Northwestern HS
36	Byron Maxwell	CB	6-1	185	*So.	1VL	North Charleston, SC	Fort Dorchester HS
20	Brandon Maye	LB	6-2	225	*Fr.	RS	Mobile, AL	Davidson HS

2008 Alphabetical Roster



#	Player	Pos.	Hgt.	Wgt.	Cl.	Exp.	Hometown	High School or Junior College
74	Antoine McClain	OL	6-6	305	Fr.	HS	Anniston, AL	Anniston HS
2	DeAndre McDaniel	S	6-0	200	So.	1VL	Tallahassee, FL	Amos P. Godby HS
50	Jock McKissic	OT	6-7	300	Sr.	3VL	Opelika, AL	Opelika HS
60	Jamal Medlin	OT	6-5	290	*So.	SQ	Orangeburg, SC	Orangeburg-Wilkinson HS
47	Josh Miller	LB	6-0	235	Sr.	3VL	Manning, SC	Manning HS
94	Rennie Moore	DL	6-4	270	So.	1VL	Saint Mary's, GA	Camden County HS
57	Antwon Murchison	DT	6-4	280	*Jr.	2VL	Aberdeen, NC	Pinecrest HS
92	Kasey Nobles	FB/TE	6-1	235	*So.	SQ	Lake Butler, FL	Union County HS
64	Wilson Norris	OG	6-4	295	*Fr.	RS	Pickens, SC	Pickens HS
46	Brandon Oliver	LB	6-0	230	*Sr.	SQ	Summerton, SC	Scott's Branch HS
45	Cameron O'Sullivan	LB	6-0	225	*Sr.	SQ	Spartanburg, SC	Dorman HS
68	Kenneth Page	OL	6-4	295	Fr.	HS	Columbia, SC	A.C. Flora HS
86	Michael Palmer	TE	6-5	245	Jr.	2VL	Stone Mountain, GA	Parkview HS
11	Kyle Parker	QB	6-0	190	Fr.	HS	Jacksonville, FL	Bartram Trail HS
45	Phillip Price	TE	6-5	250	*Fr.	RS	Dillon, SC	Dillon Christian School
78	Ben Ramsey	OL	6-4	285	*So.	1VL	Greensboro, NC	Grimsley HS
87	Chris Richardson	LB	6-3	220	*Fr.	RS	Lithia Springs, GA	Lithia Springs HS
5	Jon Richt	QB	6-2	185	Fr.	HS	Watkinsville, GA	Prince Avenue Christian School
84	Akeem Robinson	TE	6-4	260	*Gr.	3VL	Miami, FL	Miami Carol City Senior HS
52	Charles Roediger	LS	6-0	225	*Sr.	SQ	Advance, NC	Forsyth Country Day School
34	Tarik Rollins	LB	6-2	205	Fr.	HS	Hollywood, FL	Chaminade-Madonna College Preparatory
54	Matt Sanders	OL	6-4	295	Fr.	HS	Crestview, FL	Crestview Senior HS
7	Ricky Sapp	DE	6-4	240	Jr.	2VL	Bamberg, SC	Bamberg-Ehrhardt HS
97	Dorell Scott	DT	6-4	320	*Sr.	3VL	Columbia, SC	Ridge View HS
15	Coty Sensabaugh	CB	6-0	180	*Fr.	RS	Kingsport, TN	Dobyns-Bennett HS
58	Caleb Simmons	OL	5-11	240	*Fr.	RS	Lake City, SC	Lake City HS
75	Matt Skinner	LS/TE	6-6	230	Fr.	HS	Jacksonville, FL	Bolles School
73	David Smith	OG	6-5	285	*Fr.	RS	Greenville, SC	Greenville HS
12	Brandon Speweik	QB	6-0	205	*Jr.	SQ	Oregon, OH	Saint Francis de Sales HS
28	C.J. Spiller	RB	5-11	190	Jr.	2VL	Lake Butler, FL	Union County HS
53	Preston Stone	OL	6-3	265	Sr.	SQ	Arlington, TX	Arlington Lamar HS
5	Rendrick Taylor	RB	6-2	240	Sr.	3VL	Clio, SC	Marlboro County HS
98	Brandon Thompson	DT	6-2	290	Fr.	HS	Thomasville, GA	Thomasville HS
95	Drew Traylor	DE	6-5	230	*Fr.	RS	Birmingham, AL	Mountain Brook HS
16	Michael Wade	QB	6-1	200	*So.	1VL	Greer, SC	Riverside HS
72	Landon Walker	OT	6-5	280	*Fr.	RS	North Wilkesboro, NC	East Wilkes HS
37	Ronald Watson	RB	5-9	190	*Jr.	SQ	Mauldin, SC	South Florence HS
46	Britton Whetsell	LB	6-1	205	*Sr.	SQ	Bowman, SC	Orangeburg Prep School
46	Jonathan Willard	LB	6-2	205	Fr.	HS	Loris, SC	Loris HS
61	John Wright	DE	6-2	235	*So.	SQ	Anderson, SC	T.L. Hanna HS
96	Dawson Zimmerman	P	6-2	195	Fr.	HS	Lawrenceville, GA	Brookwood HS

* - has spent one season as a red-shirt player

2008 Pronunciations

#	Player	Pronunciation	#	Player	Pronunciation	#	Player	Pronunciation
93	Da'Quan Bowers	DAY-kwahn	18	Crezdon Butler	KREHZ-duhn	49	Jimmy Maners	MAYN-uhrr
81	Jaron Brown	juh-RAHN	83	Nelson Faerber	FAYR-buhr	5	Jon Richt	RIHKT
14	Mark Buchholz	BUHK-hohltz	19	Ike Ihewunwa	i-eh-WAH-nuh	34	Tarik Rollins	TAHR-ihk
				Vic Koenning	KOH-nihng	52	Charles Roediger	ROH-dih-guhr

2008 Coaches

Coach	Title(s)	Position(s)	CU Years	Alma Mater
Tommy Bowden	Head Coach	-----	10th	West Virginia '77
Brad Scott	Associate Head Coach	Offensive Line	10th	South Florida '79
Vic Koenning	Assistant Coach, Defensive Coordinator	Defensive Backs	4th	Kansas State '83
Rob Spence	Assistant Coach, Offensive Coordinator	Quarterbacks	4th	Iona '81
Dabo Swinney	Assistant Head Coach	Wide Receivers	6th	Alabama '93
David Blackwell	Assistant Coach	Inside Linebackers	6th	East Carolina '97
Billy Napier	Assistant Coach, Recruiting Coordinator	Tight Ends	3rd	Furman '03
André Powell	Assistant Coach, Special Teams Coordinator	Running Backs	2nd	Indiana '89
Chris Rumph	Assistant Coach	Defensive Line	3rd	South Carolina '94
Ron West	Assistant Coach	Outside Linebackers	10th	Clemson '79

Veteran Bios



24 Kevin Alexander

DE • 6-3 • 245 • Jr. • 2VL
Raiford, FL • Union County HS

Alexander Fact: Strongest player on the Clemson defense in terms of bench press (455).

Years Lettered: 2006,07

Bowl Participation: Reserve linebacker in the 2006 Music City Bowl against Kentucky; reserve defensive end in the 2007 Chick-fil-A Bowl against #21 Auburn.

Fall 2008 Depth Chart Position: First-team defensive end

Overview: Second-team defensive end behind Phillip Merling in 2007 who has played in every game the last two years...looks to move into starting role in 2008...has 48 tackles in 26 career games...his tackle production doubled from his freshman season...one of the strongest players on the team; he has a 455-pound bench press, second on the team and best among defenders; it is third-best by any Clemson "big skill" position player since 1984...first in the power clean (370) and first in the hang clean (405)...second-strongest player on the team in terms of total weight lifted in all categories (1,730)...seventh on the team in 225-pound reps (24) and power index (7.18)...his power index is sixth-best by a "big skill" player since 1984...named top performer in the weight room among defensive ends for the 2008 spring practice.

2007: Had 32 tackles, tied for 16th-most on the team, but tied for fifth among non-starters...had a tackle for loss against #21 Auburn...had at least one tackle in every game, including four against #18 Boston College; he had his only sack in that game, as it was named the Steadman Hawkins Bone-Crushing Hit-of-the-Day by the Clemson radio network...played defensive scrimmage plays in every game and averaged 18 snaps per game...saw his most action against Furman when he played 36 snaps and had four tackles...had a season-high four tackles against Furman, Duke, and Boston College...had three tackles and two quarterback pressures against #19 Florida State, a big game for the Florida native...team leader in special teams tackles (13).

2006: Reserve linebacker as a first-year freshman who played 40 snaps and was big contributor on special teams...played all 13 games...had four tackles in 16 snaps against Florida Atlantic...had three stops against Louisiana Tech...had four tackles and a tackle for loss against Temple...seven of his 16 tackles were special-teams stops, fifth-most on the team...played on defense in four of the 13 games, including special teams in every game...played special teams only in the Music City Bowl against Kentucky.

Before Clemson: Had 282 solo tackles and 107 assists for 389 tackles in his career at Union County High School...#22 outside linebacker in the nation by Rivals.com...#41 outside linebacker and #53 linebacker in the country by Scout.com...all-state by Saint Petersburg Times as a senior...#52 prospect in Florida by SuperPrep...had 19 sacks, 14 caused fumbles, six recovered fumbles, and three interceptions in his career...had 115 tackles, nine sacks, four recovered fumbles, and five caused fumbles as a senior...all-state as a junior; he had 100 tackles and four sacks...high school teammate of C.J. Spiller...his brother Bennie started at cornerback at Florida...coached by Buddy Nobles...chose Clemson over Auburn, Louisville, Maryland, North Carolina, N.C. State, and Tennessee...born Jul. 1, 1987...majoring in sociology.

Alexander Career Stats

Year	GP-S	Snaps	Hit	Ast	Tot	TFL	Sacks	Int	QP	PBU	CF-RF
2006	13-0	40	10	6	16	1-3	1-3	0-0	0	0	0-0
2007	13-0	237	16	16	32	1-8	1-8	0-0	6	0	0-0
Totals	26-0	277	26	22	48	2-11	2-11	0-0	6	0	0-0



87 Terrance Ashe

WR • 6-2 • 185 • *So. • 1VL
Cheraw, SC • Cheraw HS

Ashe Fact: Had five receptions against Virginia Tech in 2007, a single-game record by a Tiger walk-on.

Years Lettered: 2007

Bowl Participation: Special teams player in the 2007 Chick-fil-A Bowl against #21 Auburn.

Fall 2008 Depth Chart Position: Second-team wide receiver

Overview: One of the top walk-ons in recent years; he has a chance to see significant playing time in 2008...showed his improvement again this spring when he had two catches for 33 yards in the Spring Game, including a 32-yard reception from Michael Wade...in his third year in the program; he red-shirted 2006 and played all 13 games in 2007, including 11 at wide receiver...can catch the ball, but also helps the running game with his downfield blocking...played 109 snaps on offense in 2007 and had 16.5 knockdown blocks, or a knockdown every 6.6 snaps...named most improved walk-on among offensive players by the coaches for the 2008 spring practice.

2007: Had seven receptions for 54 yards...had five receptions for 44 yards against #14 Virginia Tech, the most catches by a Tiger walk-on in history...had a catch at South Carolina and one against Louisiana-Monroe...played 109 snaps, more than any other Tiger walk-on...had 16.5 knockdown blocks...had a season-high six knockdown blocks against Central Michigan...had three knockdowns against Louisiana-Monroe...first caught everyone's eyes when he had four catches for 54 yards to lead all receivers in an August scrimmage.

2006: Red-shirted.

Before Clemson: Wide receiver, free safety, and returned punts at Cheraw High School, the same high school that produced former Tiger All-America punter Dale Hatcher...totaled 10 total touchdowns and 26 receptions for 489 yards as a senior...had 48 tackles, three recovered fumbles, and three interceptions to help Cheraw High to a 12-3 record and its first Lowerstate title in 11 years...made the South Carolina High School Sports Report AA All-State team and was all-region as a junior...member of Cheraw High's state championship baseball team as a junior...majoring in history...born Jul. 25, 1987.

Ashe Career Stats

Year	GP-S	Snaps	Rec	Yds	Avg	TD	LG	Car	Yds	TD	LG
2007	13-0	109	7	54	7.7	0	21	0	0	0	---



65 Thomas Austin

C • 6-3 • 295 • *Jr. • 2VL
Camden, SC • Camden HS

Austin Fact: Led the 2007 team in knockdown blocks (90) on an offensive line with two other All-Americans.

Years Lettered: 2006,07

Years Starter: 2007

Bowl Participation: Reserve offensive guard in the 2006 Music City Bowl against Kentucky; starting center in the 2007 Chick-fil-A Bowl against #21 Auburn.

Fall 2008 Depth Chart Position: First-team center

Overview: The most experienced Tiger offensive lineman even though he is just in his second year as a starter...his development at center was outstanding and paralleled Clemson's improvement in 2007...#10 center in the nation by Phil Steele...preseason first-team All-ACC by Athlon...presason second-team All-ACC by Lindy's...played just one game at center in high school and none prior to 2007; he became a starter at center for the ACC's top-scoring offense in 2007...enters this season with 21 games, 11 starts, 897 snaps, and 109 knockdown blocks in his career...outstanding student who was on the Dean's List in both semesters in 2007-08...Academic All-ACC in 2007...one of the strongest Tigers; he is second in 225 reps (31), fourth in bench press (425), and ninth in squat (545)...fifth on the team in total weight lifted (1,590)...was a speaker at Riverside Middle School, Boy Scout Day for Boy Scouts of America, and participated in a mission trip to Mexico over spring break...named top performer in the weight room among centers for the 2008 spring practice.

2007: Started 12 games, including four at right offensive guard and eight at center...started each of the last 11 games, including each of the last seven at center...led the team in knockdown blocks (90), including a season-high 13 at South Carolina...honorable mention sophomore All-American by CollegeFootballNews.com...ACC Offensive Lineman-of-the-Week against South Carolina when he had team-best 87-percent grade...third on the team in offensive snaps (780); he missed the Louisiana-Monroe game with an injury; he suffered the injury against #19 Florida State when he played just 26 snaps...two-time ACC Offensive Lineman-of-the-Week pick; he also won the award against Central Michigan...led the team in snaps in each of the last eight games...had 12 knockdown blocks in 94 snaps against #14 Virginia Tech...led the team in knockdown blocks five times, all of which occurred in the last seven games of

Veteran Bios



the regular season...had at least 12 knockdown blocks in three straight games (Virginia Tech, Central Michigan, Maryland)...had his best grade (87) at South Carolina...graded in the 80s in each of the last seven games and 10 of his 12 games...played well at N.C. State with an 82-percent grade and 8.5 knockdown blocks...had 12.5 knockdown blocks and an 82-percent grade in 91 snaps at Maryland...one of the big reasons Clemson led the ACC in scoring offense and was second in total offense, rushing offense, and passing offense...Clemson had a 3-1 record in games he started at guard and 5-3 record when he started at center...had his second-best grade of the year against #18 Boston College; he had an 86-percent grade and 4.5 knockdown blocks in 72 snaps.

2006: Had 22 knockdown blocks and three intimidation blocks in 117 snaps...had his best game against Louisiana Tech when he graded 92 percent in 12 snaps and had 5.5 knockdown blocks, including two intimidation blocks...saw his most action against Temple when he played 33 snaps; he had a career-high 6.5 knockdown blocks...played 27 snaps against North Carolina and had 2.5 knockdown blocks...saw action in six of the last seven games on offense, including 10 snaps in the Music City Bowl against Kentucky...played 22 snaps in his first career game against Florida Atlantic and had 3.5 knockdown blocks.


2005: Red-shirted...scout team player-of-the-year on offense by the coaching staff...named to the academic honor roll for the fall semester.

Before Clemson: Graded over 90 percent as a senior at Camden High School...all-state by **The State**, **High School Sports Report**, and **SCVarsity.com** as a senior...Upstate Lineman-of-the-Year as a senior...Shrine Bowl starter at offensive tackle...one of the top-10 Shrine Bowl players by **Rivals.com**...all-county, all-region, and all-area as a junior and senior...named to the **SuperPrep** Mid-Atlantic team as the #11 prospect in South Carolina...all-region and all-area as a senior...#97 prospect on the East Coast by **SuperPrep**...#20 offensive guard in the nation and #8 prospect in South Carolina by **Rivals.com**...#9 prospect on **Spartanburg Herald-Journal's** Fab-50 list...#8 prospect in South Carolina by **TigerIllustrated.com** and #3 prospect in South Carolina by **TigerNet.com**...#7 prospect in South Carolina by **CUTigers.com**...#1 offensive lineman in South Carolina by **The State**...graded over 85 percent as a junior...played every position on the offensive line in high school...three-year letterman in wrestling who won the AAA state title as a junior...had a 66-4 career wrestling record...state finalist and North/South All-Star in wrestling as a senior...four-year letterman in football; he played on the AAA state title team as a freshman offensive tackle...honor student and recipient of the Governor's Award for outstanding character...president of his high school FCA and soloist in the church choir...coached by Jimmy Neal...chose Clemson over Maryland, Penn State, South Carolina, Vanderbilt, and Wake Forest...born Nov. 14, 1986...majoring in political science.

the year and played only three games...completed 16-25 passes for 257 yards and four touchdowns...rushed five times for 100 yards and a touchdown...#33 tight end in the nation by **SuperPrep** and **Scout.com**...had 66 catches for 1,126 yards and 11 touchdowns as a senior at Fort Dorchester High School...averaged 17.1 yards per punt return, with a long of 95 yards...prep school teammate of former Tigers Phillip Merling and Elsmore Gabriel...coached by Steve LaPrad at Fort Dorchester High and J.C. Harmon at Fork Union...chose Clemson over Louisville...born Jan. 23, 1985...majoring in sociology.

Barry Career Stats

Year	GP-S	Snaps	Rec	Yds	Avg	TD	LG
2006	9-1	125	2	41	20.5	1	32
2007	7-0	31	1	12	12.0	0	12
Totals	16-1	156	3	53	17.7	1	32



40 Andre Branch

DE • 6-5 • 245 • *Fr. • RS
Richmond, VA • Varina HS



Branch Fact: Has improved his 225 reps from seven to 17 since he arrived at Clemson.

Fall 2008 Depth Chart Position: Reserve defensive end

Overview: Will compete with Kevin Alexander and Da'Quan Bowers for playing time at the position vacated when Phillip Merling turned pro after his junior year...had a solid Spring Game that included a 13-yard sack...two-sport star in high school; he was an outstanding basketball player.

2007: Red-shirted.

Before Clemson: Played tight end and outside linebacker at Varina High School for Head Coach Gary Chilcoat...#47 prospect in Virginia by **Rivals.com**...had 62 tackles and seven tackles for loss as a senior...had three sacks, two recovered fumbles, and two interceptions, one of which he returned for a 14-yard touchdown, as a senior...all-district and second-team all-region as a senior...two-year starter who helped Varina High to an 11-2 record as a senior and 9-1 ledger as a junior...averaged 12 points and nine rebounds on the hardwood as a senior...two-year starter in football and basketball as a power forward; he was all-district, averaging 14 points, eight rebounds, and four blocks per game as a senior...recruited by Chris Rumph...chose Clemson over Florida State, N.C. State, and West Virginia...born Jul. 14, 1989...majoring in pre-business.



82 Durrell Barry

TE • 6-4 • 250 • *Jr. • 2VL
North Charleston, SC • Fort Dorchester HS



Barry Fact: One of only two Tiger tight ends to catch a touchdown pass in a bowl game since 1985.

Years Lettered: 2006,07

Bowl Participation: Starting tight end in the 2006 Music City Bowl against Kentucky.

Fall 2008 Depth Chart Position: Reserve tight end

Overview: Veteran junior tight end who has earned letters each of the last two years...has three career receptions for 53 yards; one was a 32-yard touchdown catch in the 2006 Music City Bowl against Kentucky; the other two have been against Florida State...has played 16 games (156 snaps) in the last two years...played quarterback at Fork Union Military Academy in 2004.

2007: Reserve tight end who played 31 snaps in seven games...had one reception, a 12-yard catch against #19 Florida State...played a season-high 11 snaps against Louisiana-Monroe.

2006: Caught a 32-yard touchdown pass in the Music City Bowl against Kentucky; that was his first career touchdown and the only one by a Tiger tight end in 2006; he played 30 snaps in his first career start...played 125 snaps in nine games...had a nine-yard catch at #9 Florida State...had 10 knockdown blocks...saw his most action against North Carolina when he totaled 26 snaps...had an 88-percent grade in 17 snaps against #13 Georgia Tech.

2005: Red-shirted.

Before Clemson: Athletic all-around athlete who played quarterback at Fork Union Military Academy in 2004; he was injured in the second game of



90 Kourtnei Brown

DE • 6-4 • 225 • So. • 1VL
Charlotte, NC • Victory Christian Center School



Ko. Brown Fact: Native of North Carolina who recorded his first career sack against Wake Forest.

Years Lettered: 2007

Bowl Participation: Reserve defensive end in the 2007 Chick-fil-A Bowl against #21 Auburn.

Fall 2008 Depth Chart Position: Second-team bandit end

Overview: Reserve bandit end in 2007 as a freshman who will compete for playing time at that position with Ricky Sapp in 2008...outstanding all-around athlete with quickness on the perimeter...capable of covering downfield, a necessity when playing bandit end...played at Victory Christian Center School in Charlotte, NC, where former Clemson All-ACC defensive tackle Brentson Buckner is the defensive coordinator; he had 33 sacks as a senior.

2007: Played 118 snaps in 11 games as a first-year freshman...missed the Florida State and Georgia Tech games...had his best game against Wake Forest when he had four tackles in 22 snaps, including his first career sack...had three tackles in 13 snaps and a tackle for loss at Duke...had nine of his 12 tackles in the last five games...played a season-high 23 snaps against Central Michigan...played 17 snaps in the Chick-fil-A Bowl against #21 Auburn.

Before Clemson: Rated as the #12 weakside defensive end in the nation by **Rivals.com**...member of the Rivals 250 by **Rivals.com**...#21 defensive end in the nation by **Scout.com**...#7 prospect in North Carolina by **Rivals.com**...#15 prospect in North Carolina by **SuperPrep**...**Charlotte Observer** Defensive Player-of-the-Year as a senior...had 95 tackles and 33 sacks as a senior at

Veteran Bios

Victory Christian Center School...one of the top players in the Shrine Bowl; he totaled three sacks and a blocked field goal...had 15 sacks as a junior...helped his team to a berth in the semifinals of the state championship as a senior...first-team all-conference in basketball; his team won the state title...coached by Frank Crockett...recruited by Billy Napier...chose Clemson over Alabama, Michigan, North Carolina, Tennessee, and Virginia Tech...born Apr. 17, 1988...majoring in community recreation, sport, & camp management.

Ko. Brown Career Stats

Year	GP-S	Snap	Hit	Ast	Tot	TFL	Sacks	Int	QP	PBU	CF-RF
2007	11-0	118	8	4	12	2-9	1-4	0-0	0	0	0-0



14 Mark Buchholz

PK • 6-1 • 205 • *Gr. • 1VL
Alpharetta, GA • Chattahoochee HS

Buchholz Fact: In his first year (2007) on the team, he set a school record for points (114) in a season.

Years Lettered: 2007


Years Starter: 2007

Bowl Participation: Starting placekicker in the 2007 Chick-fil-A Bowl against #21 Auburn.

Fall 2008 Depth Chart Position: First-team placekicker

Overview: Two-sport athlete at Clemson who will only play football in 2008...played four years (2004-07) of soccer, so he is out of eligibility in that sport...played both sports in the fall of 2007, the first Tiger athlete to do that double since Donald Igwebuike (1982)...leading scorer for the Tigers and ACC in 2007 with 114 points, a total that established a Tiger record...outstanding in the classroom; he made the academic honor roll while playing two sports...Academic All-ACC in 2007...second athlete in Clemson history to play in the Final Four of soccer and a bowl game (Obed Ariiri)...has a streak of 48 made extra points entering 2008...earned the respect of his teammates in 2007 as he pursued both sports at the same time...Head Coach Tommy Bowden put him on a football scholarship after a strong 2007 spring practice that concluded with 3-3 performance in the Spring Game...four-year starter on the soccer team...had 13 career goals, including three game-winning goals, and 12 assists as a midfielder...came to Clemson from Chattahoochee High School in Alpharetta, GA, the same school that sent Charlie Whitehurst (2002-05) to Clemson...named the top performer in the weight room among special teams players for the 2008 spring practice...received his degree in marketing in May, 2008.

2007: Leading scorer and kick scorer (8.8) in the ACC...made two field goals in the Chick-fil-A Bowl against #21 Auburn...tied for 18th in the nation in scoring and tied for 12th in field goals per game...made 22 field goals, tied for third-most in a season in school history...was 16-19 on field goals inside 40 yards...had the most PATs without a miss (48) in the ACC...established a Clemson single-season scoring record (114) and single-season record for kick scoring...made a school-record 48 extra points...made a 35-yard field goal to beat South Carolina in Columbia with no time left on the clock; he became the first Tiger to kick a game-winning field goal on the last play of the game since 1986...made three field goals of at least 45 yards against Wake Forest, the first Tiger in history to do that in one game; he had a 52-yard field goal, the longest by a Tiger since 1997; he made field goals from 46, 48, and 52 yards; named ACC Specialist-of-the-Week for that performance...had four field goals at N.C. State and scored 16 points...kicked three field goals at South Carolina...had 17 field-goal attempts from 40 yards or longer; that effected his percentage...named coaches special teams player-of-the-week five times, more than any other Tiger, including games against



#19 Florida State, Furman, Maryland, Wake Forest, and South Carolina...solid on kickoffs last season; opponents were held inside the 21 on 30 of 79 kickoffs and had average start of the 26...had four tackles on kickoff returns...named Star-of-the-Game at South Carolina by **Anderson Independent-Mail**.

Soccer (2007): Netted three goals and three assists...played in three wins over top-20 teams...had some weekends when he played soccer on Friday night, football on Saturday, then back to soccer on Sunday.

Soccer (2006): Started all 20 matches...scored one goal in Clemson's 4-3 win over South Carolina...had two assists against Georgia State...scored a goal against Memphis...had an assist in the Tigers' 1-0 win over #5 North Carolina...assisted on the game-winner, as Clemson defeated #22 Duke 1-0...played for the Augusta Fireball of the Premier Development League in the summer.

Soccer (2005): Second-leading scorer on Clemson's Final Four team with five goals and three assists for 13 points...tied for second on the team in goals (5)...scored two goals against UNC Asheville...had an assist against N.C. State in the NCAA Tournament...played 24 matches (23 starts)...played in the U.S. Youth National Club Championship in the summer.

Soccer (2004): Played 17 matches, including 16 as a starter...scored the winning goal against Virginia Tech.

Before Clemson: Played soccer at Chattahoochee High School for Head Coach Les Meenan...named to the Adidas ESP All-Star team...named all-state in soccer...soccer county player-of-the-year as a junior and senior...all-state selection in football as a kicker...earned letters in football and soccer...his club team won nine state titles, three southeast titles, and one national championship...born Feb. 28, 1986...graduated in May, 2008 with a degree in marketing.

Buchholz 2007 Game-By-Game Stats

Date	Opponent	FG-A	Distances	PAT	Points
9-3	Florida State	*1-1	31	3-3	6
9-8	Louisiana-Monroe	*0-0	-----	7-7	7
9-15	Furman	*1-1	22	5-5	8
9-22	at N.C. State	*4-6	28, 29, 46, 29, 52, 25	4-4	16
9-29	at Georgia Tech	*1-5	48, 47, 30, 50, 48	0-0	3
10-6	Virginia Tech	*2-2	33, 30	1-1	7
10-20	Central Michigan	*0-1	48	9-9	9
10-27	at Maryland	*3-4	41, 35, 34, 20	3-3	12
11-3	at Duke	*1-1	39	5-5	8
11-10	Wake Forest	*3-3	48, 52, 46	5-5	14
11-17	Boston College	*1-3	46, 22, 54	2-2	5
11-24	at South Carolina	*3-5	48, 35, 28, 45, 35	2-2	11
12-31	Auburn	*2-4	45, 53, 22, 25	2-2	8
Totals		22-36		48-48	114

* - start; Note: Underlined distances indicates made field goal.

Buchholz Career Stats

Year	GP-S	11-29	30-39	40-49	50+	Tot	HB	LG	PAT	Pts
2007	13-13	9-10	7-9	5-12	1-5	22-36	0	52	48-48	114



18 Crezdon Butler

CB • 6-0 • 185 • Jr. • 2VL
Asheville, NC • Asheville HS

Butler Fact: Fifth among active ACC players in career interceptions (6).

Years Lettered: 2006,07

Years Starter: 2007

Bowl Participation: Reserve cornerback in the 2006 Music City Bowl against Kentucky; starting cornerback in the 2007 Chick-fil-A Bowl against #21 Auburn.

Fall 2008 Depth Chart Position: First-team cornerback

Overview: Junior cornerback who was one of the reasons Clemson was in the top 10 in the nation in scoring defense, total defense, and passing defense in 2007...one of the top cornerbacks in the ACC...has 95 career tackles in playing 26 consecutive games, including 13 as a starter...has six interceptions and two recovered fumbles in his career...named to academic honor roll in the 2007 fall semester...recipient of the National Student Leadership Conference Award as a senior in high school...has a 7.30 power index, fifth-best on the team...had a team-high six tackles in the Spring Game.

2007: Seventh on the team in tackles (61)...started all 13 games and played 593 snaps...had three interceptions, third-most on the team, including one each against Furman, Maryland, and #21 Auburn...had at least four

Veteran Bios



tackles in 10 games...had a recovered fumble against Central Michigan...had nine special teams tackles...had nine tackles, all first hits, against Furman...had eight tackles at Georgia Tech and seven against Louisiana-Monroe.

2006: First-year freshman cornerback who tied for the team lead in interceptions (3)...had two interceptions for 35 yards against Louisiana Tech, the first Tiger freshman to record two interceptions in a game since 2002 and fifth Tiger freshman to tally two interceptions in a game...first-team freshman All-ACC by **Sporting News**...had a recovered fumble, giving him a team-tying-best four takeaways...had 34 tackles...did not start a game, but played 12 games on defense...played at least double-figures in snaps in each of the last seven games...averaged 22 snaps in the last seven games...had seven tackles in 30 snaps (both season-highs) against Temple...had five first hits, two interceptions, and one pass breakup against Louisiana Tech...had four tackles and an interception against #13 Georgia Tech...played 248 snaps, more than any other first-year freshman on defense, and second among all first-year freshmen.

Before Clemson: First-team all-state by **AP** at Asheville High School...#14 cornerback in the nation by **Rivals.com**...#4 prospect in North Carolina by **Rivals.com**...member of the **Rivals.com** 250...#19 cornerback in the nation by **CollegeFootballNews.com**...member of the East Hot 100 by **Scout.com**...#24 cornerback in the nation by **Scout.com**...#17 defensive back in the nation by **SuperPrep**...three-time all-conference pick...Shrine Bowl selection...had 62 tackles, seven interceptions, eight pass breakups, and two caused fumbles as a senior...rushed for 1,435 yards and 16 touchdowns as a quarterback...threw for 750 yards and five touchdowns...led his team to the AAA state title as a senior...MVP of the state title game with five tackles, a caused fumble, interception, and 70-yard, game-winning touchdown pass...all-time leading rusher at Asheville High with 5,030 career yards, breaking the 63-year-old record of Choo-Choo Justice (4,005)...had 60 rushing touchdowns and 12 interceptions in his career...high school team had a 52-6 career record...also ran track...named to Who's Who Among American High School students...recipient of the National Student Leadership Conference Award...coached by Danny Wilkins...chose Clemson over Maryland, North Carolina, N.C. State, South Carolina, and Virginia Tech...born May 26, 1987...majoring in sociology.

Butler 2007 Game-By-Game Stats

Date	Opponent	Snaps	Hit	Ast	Tot	TFL	Int	PBU
9-3	Florida State	*47	2	0	2			1
9-8	Louisiana-Monroe	*59	5	2	7	1-4		
9-15	Furman	*67	9	0	9		1-2	
9-22	at N.C. State	*32	3	0	3	1-2		
9-29	at Georgia Tech	*39	4	4	8			
10-6	Virginia Tech	*39	3	1	4	1-3		
10-20	Central Michigan	*34	3	1	4			
10-27	at Maryland	*52	3	1	4		1-17	1
11-3	at Duke	*15	3	0	3			
11-10	Wake Forest	*52	2	2	4			
11-17	Boston College	*57	4	0	4			
11-24	at South Carolina	*38	4	0	4			
12-31	Auburn	*62	4	1	5		1-0	
Totals		593	49	12	61	3-9	3-19	2

* - start; Note: Had a recovered fumble against Central Michigan.

Butler Career Stats

Year	GP-S	Snaps	Hit	Ast	Tot	TFL	Sacks	Int	QP	PBU	CF-RF
2006	13-0	248	23	11	34	1-2	0-0	3-35	0	3	0-1
2007	13-13	593	49	12	61	3-9	0-0	3-19	1	2	0-1
Totals	26-13	841	72	23	95	4-11	0-0	6-54	1	5	0-2



48 Jeremy Campbell

LB • 6-1 • 225 • Jr. • 2VL
Port Orange, FL • Spruce Creek HS



Campbell Fact: Named the top performer in the weight room among linebackers for the 2008 spring practice.

Years Lettered: 2006,07

Bowl Participation: Reserve linebacker in the 2006 Music City Bowl against Kentucky; reserve linebacker in the 2007 Chick-fil-A Bowl against #21 Auburn.

Fall 2008 Depth Chart Position: Second-team strongside linebacker

Overview: Second-team strongside linebacker behind Scotty Cooper entering fall practice...showed great improvement in the spring and will challenge

for significant playing time...two-year letterman who has played 19 games in two years...has played over 100 snaps each year and has averaged 12 snaps per game...averaged 10.6 snaps a game as a freshman and 13 as a sophomore...had a solid spring that concluded with four tackles in the Spring Game.

2007: Second-team linebacker who had 11 tackles in nine games...had four tackles in 31 snaps, both season-highs, against Louisiana-Monroe...had two stops in 14 snaps against Furman...saw his most action in an ACC game against Wake Forest when he played 20 snaps and had one tackle...had two quarterback pressures...played 24 snaps in the Chick-fil-A Bowl against #21 Auburn...had a recovered fumble at Duke, his first career takeaway.

2006: Second-team linebacker...did not start a game, but played 10 games for 106 snaps...had six tackles and one tackle for loss in 27 snaps, all season-highs, against Florida Atlantic...played eight snaps at Boston College and had three tackles...played 22 snaps against Louisiana Tech and had three tackles, then played 21 snaps against Temple and had two stops...played eight snaps in the Music City Bowl against Kentucky.

Before Clemson: Had 224 career tackles, including 31 tackles for loss and 16 sacks, at Spruce Creek High School...#53 outside linebacker in the nation by **Rivals.com**...All-Southeast region by **PrepStar**...first-team all-conference, all-district, and all-area...team captain as a senior...had 90 tackles, including 14 tackles for loss and seven sacks, as a senior; added over 500 yards of total offense and five touchdowns...team defensive MVP as a senior...had seven career interceptions, including three for scores...had 11 caused fumbles and six recovered fumbles in his career...had 42 receptions for 667 yards and six touchdowns in his career...played in the Central Florida High School All-Star game...team defensive player-of-the-year as a sophomore...starter on the basketball team as a forward...honorable mention all-state, first-team all-conference, and all-district on the hardwood as a junior...all-district, all-conference, and team MVP on the hardwood as a sophomore...two-year letterman in track...National Honor Society student...named to the honor roll every semester in high school...Rotary Club of Port Orange Scholastic Athlete-of-the-Year as a senior...coached by Jared Zito...chose Clemson over Georgia Tech, Illinois, Indiana, Kansas, Louisville, and Purdue...born Apr. 11, 1988...majoring in management.

Campbell Career Stats

Year	GP-S	Snaps	Hit	Ast	Tot	TFL	Sacks	Int	QP	PBU	CF-RF
2006	10-0	106	9	6	15	1-1	0-0	0-0	0	1	0-0
2007	9-0	117	4	7	11	0-0	0-0	0-0	2	0	0-1
Totals	19-0	223	13	13	26	1-1	0-0	0-0	2	1	0-1



27 Sadat Chambers

S • 5-11 • 195 • *Jr. • 2VL
Pageland, SC • Central HS



Chambers Fact: Only 2008 Tiger who has earned a letter on offense and defense.

Years Lettered: 2006,07

Bowl Participation: Reserve safety in the 2006 Music City Bowl against Kentucky; played special teams in the 2007 Chick-fil-A Bowl against #21 Auburn.

Fall 2008 Depth Chart Position: Second-team free safety

Overview: One of the top all-around Tigers; he has lettered as a defensive back (2006) and running back (2007)...fourth-leading rusher on the 2007 team with 161 yards and a 5.8-yard average...had a 100-yard rushing game as a running back, but he will be out to prevent opposing running backs from gaining 100 yards in 2008...veteran of 24 career games...has played 187 career snaps, including 117 on offense and 70 on defense...made the move to running back in late August, 2007 after running back Ray Ray McElrathbey suffered a season-ending torn ACL...named to the academic honor roll in the 2008 spring semester...fourth on the team in power index (7.38).

2007: Had a 112-yard rushing performance on just 10 carries against Central Michigan; it included a 63-yard touchdown run, the second-longest run of the season by a Tiger...also carried the ball against Louisiana-Monroe, Furman, and Duke...played special teams in every game...named reserve-of-the-game by the Clemson radio network against Louisiana-Monroe and Central Michigan...had two receptions...had 28 carries in his 70 snaps.

2006: Reserve safety and outside linebacker...special teams player-of-the-week by the coaches against North Carolina; he had a caused fumble that the Tigers recovered, leading to a momentum change that Clemson never re-

Veteran Bios

linquished...played 117 snaps in 11 games...played on defense in nine games, including the Music City Bowl against Kentucky...played 26 snaps against Louisiana Tech and totaled three tackles...played 33 snaps against Temple...had three tackles in 16 snaps against Virginia Tech.

2005: Red-shirted.

Before Clemson: South Carolina AA Back-of-the-Year and all-state by **High School Sports Report** as a junior and senior...honorable mention All-Southern team pick by **Orlando Sentinel**...Shrine Bowl selection...**SuperPrep** Mid-Atlantic team member as the #17 prospect in South Carolina...#14 prospect in South Carolina by **Rivals.com**...#28 on **Spartanburg Herald-Journal's** Fab-50 list...two-time all-state and all-region pick...had 13 carries for 202 yards and two touchdowns in the state title game as a junior...had 1,031 rushing yards and 12 touchdowns as a quarterback and running back as a junior...helped Central High School to the state title as a junior and four straight conference titles...all-state athlete in track...earned 10 letters in high school, including four in football, four in track, and two in basketball...coached by Joey Mangum...chose Clemson over South Carolina and Virginia Tech...born Dec. 23, 1986...majoring in sociology.

Chambers Career Stats

Year	GP-S	Snaps	Hit	Ast	Tot	TFL	Sacks	Int	QP	PBU	CF-RF
2006	11-0	117	8	2	10	0-0	0-0	0-0	1	0	1-0

Year	GP-S	Snaps	Car	Yds	Avg	TD	LG	Rec	Yds	TD
2007	13-0	70	28	161	5.8	1	63	2	8	0



38 Chris Chancellor

CB • 5-10 • 170 • *Jr. • 2VL
Miramar, FL • Miami Edison Senior HS

Chancellor Fact: Had four pass breakups in the 2007 Chick-fil-A Bowl against #21 Auburn to tie the Tiger bowl game record that was originally set by Banks McFadden in the 1940 Cotton Bowl against Boston College.

Years Lettered: 2006,07

Years Starter: 2007

Bowl Participation: Starting cornerback in the 2006 Music City Bowl against Kentucky; starting cornerback in the 2007 Chick-fil-A Bowl against #21 Auburn.

Fall 2008 Depth Chart Position: First-team cornerback

Overview: Starting cornerback who tied for the team lead in interceptions (4) in 2007...started all 13 games in 2007 and four in 2006, including the last two; he has an active streak of 15 starts...has played every game in two years and has had at least one tackle in all 26 games...has 90 tackles and 18 passes defended in his career...has started two bowl games; he had seven tackles and six pass breakups in those two games combined...eighth among active ACC players in career interceptions...#12 cornerback in the nation by **Lindy's**...pre-season second-team All-ACC by **Lindy's**...has a 7.2 power index, sixth-best on the team...named to the academic honor roll in the 2007 fall semester.

2007: Had one interception apiece against N.C. State, Central Michigan, Wake Forest, and South Carolina...had three tackles for loss and nine pass breakups, including four PBUs in the Chick-fil-A Bowl against #21 Auburn to earn defensive player-of-the-game honors; that tied Banks McFadden's Clemson bowl game record...had a team-high 13 passes defended...had 52 tackles, including 41 first hits...eighth on the team in tackles...big reason Clemson was in the top 10 in the nation in pass defense, pass efficiency defense, total defense, and scoring defense...had a season-high six tackles at South Carolina; he was named defensive player-of-the-game by the coaches...named Clemson's special teams player-of-the-game at N.C. State...had five tackles and a tackle for loss against #19 Florida State...had four tackles and a tackle for loss against Furman...had five tackles at Maryland; he was a big reason wideout Darrius Heyward-Bey did not have a catch...averaged 49 snaps per game.

2006: Honorable mention freshman All-American by **Scout.com**...started and played 58 snaps against Kentucky...had two pass breakups apiece against South Carolina and Kentucky to end the season...started four games...third in the ACC in special teams tackles (9)...defensive player-of-the-game against Temple by the coaches; as he had a team-tying-high seven tackles...had 38 tackles, including 27 first hits...had two pass breakups in 53 snaps in a start against South Carolina...started at #9 Florida State and against Louisiana Tech...played on defense in every game but the Maryland contest...had at least one

tackle in every game...played 111 snaps against South Carolina and Kentucky combined after playing just 14 snaps in the previous four games.

2005: Red-shirted.

Before Clemson: Had 40 tackles, seven tackles for loss, six interceptions, and five touchdowns on returns (two interception, two kickoff, one punt) as a senior at Miami Edison High School...all-state, all-conference, and all-county as a senior...**SuperPrep** Dixie team member as the #55 prospect in Florida...#13 cornerback in the nation and #37 prospect in Florida by **Rivals.com**...#40 prospect in Florida by **SuperPrep**...had a school-record 24 career interceptions...first-team All-Dade County by **Miami Herald**...honorable mention all-state as a junior when he had 33 tackles, five interceptions, and 13 pass breakups...third-team all-county as a junior...had nine interceptions as a sophomore...standout in track...brother of former Tiger Demerick Chancellor...coached by Corey Bell...chose Clemson over Auburn, Florida, Florida State, N.C. State, Oklahoma State, and Rutgers...born Dec. 22, 1986...majoring in sport management.

Chancellor 2007 Game-By-Game Stats

Date	Opponent	Snaps	Hit	Ast	Tot	TFL	Int	PBU
9-3	Florida State	*41	4	1	5	1-1		
9-8	Louisiana-Monroe	*55	1	1	2			
9-15	Furman	*48	3	1	4	1-3		
9-22	at N.C. State	*35	2	0	2		1-0	
9-29	at Georgia Tech	*64	3	0	3			
10-6	Virginia Tech	*36	3	2	5			1
10-20	Central Michigan	*38	4	0	4		1-0	
10-27	at Maryland	*53	4	1	5			1
11-3	at Duke	*43	3	1	4	1-2		
11-10	Wake Forest	*50	4	1	5		1-12	
11-17	Boston College	*66	3	0	3			2
11-24	at South Carolina	*40	3	3	6		1-0	1
12-31	Auburn	*74	4	0	4			4
Totals		643	41	11	52	3-6	4-12	9

* - start; Note: Had a caused fumble at Maryland.

Chancellor Career Stats

Year	GP-S	Snaps	Hit	Ast	Tot	TFL	Sacks	Int	QP	PBU	CF-RF
2006	13-4	288	27	11	38	1-8	0-0	0-0	0	5	0-0
2007	13-13	643	41	11	52	3-6	0-0	4-12	1	9	1-0
Totals	26-17	931	68	22	90	4-14	0-0	4-12	1	14	1-0



89 Miguel Chavis

DT • 6-5 • 275 • So. • 1VL
Fayetteville, NC • Terry Sanford HS

Chavis Fact: Played 76 of his 95 snaps during the last five games of 2007.

Years Lettered: 2007

Bowl Participation: Reserve defensive tackle in the 2007 Chick-fil-A Bowl against #21 Auburn.

Fall 2008 Depth Chart Position: Second-team nose guard

Overview: Helped Clemson to a top-10 scoring defense in 2007...will serve as backup to Dorell Scott at nose guard in 2008...came to Clemson after a year at Hargrave Military Academy in Virginia...named the top performer in the weight room among defensive tackles for the 2008 spring practice.

2007: Played 95 snaps with eight tackles in 10 games...saw more action in the second half of the year...played 76 snaps in the last five games...played 23 snaps in the Chick-fil-A Bowl against #21 Auburn and had two tackles...had three tackles in just 10 snaps against Central Michigan...played 17 snaps at Duke and 14 against Wake Forest.

Before Clemson: Rated as the #26 weakside defensive end in the nation by **Rivals.com**...#50 defensive end in the nation by **CollegeFootballNews.com**...played at Hargrave (VA) Military Academy in 2006 after playing at Terry Sanford High School...played for Head Coach Robert Prunty at Hargrave alongside fellow Tiger DeAndre McDaniel...recorded 49 tackles, three sacks, and two recovered fumbles at Hargrave...recruited by Dabo Swinney...chose Clemson over Alabama, Georgia, Maryland, Michigan, Tennessee, and Wake Forest...born Oct. 26, 1988...majoring in secondary education.

Chavis Career Stats

Year	GP-S	Snaps	Hit	Ast	Tot	TFL	Sacks	Int	QP	PBU	CF-RF
2007	10-0	95	3	5	8	0-0	0-0	0-0	2	0	0-0

Veteran Bios



85 Brandon Clear

WR • 6-5 • 210 • *Fr. • RS
Hoover, AL • Hoover HS



Br. Clear Fact: Named to the academic honor roll in both semesters in 2007-08.

Fall 2008 Depth Chart Position: Reserve wide receiver

Overview: Has the size and athletic ability to make a contribution in 2008...had one catch for 14 yards in the Spring Game...named to the academic honor roll in each semester in 2007-08...has a 39" vertical jump, second-best on the team...has a 10'7" broad jump, best on the team.

2007: Red-shirted.

Before Clemson: Rated as the #49 wideout in the nation by Rivals.com...#15 prospect in Alabama by Rivals.com...#9 prospect in Alabama by SuperPrep...made frequent appearances on the MTV reality show "Two-a-Days" at Hoover High School...part of a military family that moved around a great deal in high school; he started at Slidell, LA and later moved to Jamestown, VA as a junior, where he missed part of the season...all-region by PrepStar...named one of the top wideouts at the 2006 U.S. Army All-American Junior Combine...third in the state in the triple jump (45'4")...played side-by-side with twin brother Byron in high school; the brother combination helped Hoover High School to the state championship game; they comprise the first twin-brother combination at Clemson since Peter and Andy Ford (1993-96)...recruited by Dabo Swinney...chose Clemson over Illinois, N.C. State, Northwestern, Stanford, Syracuse, UCLA, and Vanderbilt...born May 30, 1989...majoring in pre-business.



42 Byron Clear

DE • 6-5 • 220 • *Fr. • RS
Hoover, AL • Hoover HS



By. Clear Fact: Named to the academic honor roll in both semesters in 2007-08.

Fall 2008 Depth Chart Position: Reserve bandit end

Overview: Named to the academic honor roll in each semester in 2007-08; he made the dean's list in the spring...has a 37.5" vertical jump, fourth-best among big skill position players at Clemson since 1984.

2007: Red-shirted.

Before Clemson: Rated as the #33 weakside defensive end in the nation by Rivals.com...#86 defensive end in the nation by Scout.com...all-region by PrepStar as a senior...part of a military family that moved around a great deal in high school; he started at Slidell, LA and later moved to Jamestown, VA as a junior, where he missed part of the season...helped Hoover High School to the state championship game in 2006...played side-by-side with twin brother Brandon in high school; the brother combination helped Hoover High School to the state championship game; they comprise the first twin-brother combination at Clemson since Peter and Andy Ford (1993-96)...played two years of high school football...member of the 4x400m relay team...recruited by Dabo Swinney...chose Clemson over Illinois, N.C. State, Northwestern, Stanford, Syracuse, and UCLA...born May 30, 1989...majoring in communication studies.



22 Chris Clemons

S • 6-1 • 210 • *Gr. • 3VL
Arcadia, FL • DeSoto HS



Clemons Fact: Enters his senior year with 229 career tackles, more than any other active Tiger.

Years Lettered: 2005,06,07

Years Starter: 2006,07

Bowl Participation: Reserve safety in the 2005 Champs Sports Bowl against Colorado; starting safety in the 2006 Music City Bowl against Kentucky; starting safety in the 2007 Chick-fil-A Bowl against #21 Auburn.

Fall 2008 Depth Chart Position: First-team free safety

Overview: In his third year as Clemson's starting free safety...has made at least one tackle in all 38 games...Clemson has finished in the top 25 in all four major categories in each of the last two years, as he has had a lot to do with that...big reason Clemson has not given up many big plays...has 229 career tackles, more than any other active Tiger and second among active ACC players...has a chance to join just a handful of defensive backs with 300 career tackles...#9 free safety in the nation by Phil Steele...has a 38" vertical jump, fifth-best on the team...has 197 tackles in the last two seasons...has started every game (26) the last two years and has played 38 in a row over three years...has three interceptions and 13 pass breakups in his career...has played over 700 snaps each of the last two seasons...has nine career games with double-figures in tackles...backup to current Jacksonville Jaguar Jamaal Fudge as a freshman in 2005...received his degree in community recreation management in August, 2008.


2007: Third-leading tackler on a defense that was in the top 10 in the nation in total defense, pass defense, and scoring defense...sure tackler who has an impact on rush defense...had 94 tackles, third-most on the team...had four double-figure tackle games, including a season high 15 against #21 Auburn in the Chick-fil-A bowl...had two interceptions, including one against Furman and one at N.C. State...had two pass breakups against Central Michigan...won the coaches defensive player-of-the-game award against Furman when he had seven tackles, an interception, tackle for loss, and pass breakup...played 821 snaps, most among defenders...had 14 tackles in 87 snaps against #18 Boston College.

2006: Among the top-12 tacklers in the ACC; he had 102 tackles, second-most on the team...led the secondary in tackles and led the team in passes defended (9)...had 41 tackles in the last three games of the regular season, including a season-high 17 against N.C. State; that tied for the most tackles in a game by a Tiger all season...defensive player-of-the-game against Maryland by the Tiger coaches; he had 12 tackles...had five double-figure tackle games...had 10 tackles at Boston College in 70 snaps...had his only interception against North Carolina when he had a 10-yard return; also had two pass breakups...had a team-season-high three pass breakups against Louisiana Tech...big part of Clemson's win over Wake Forest with 12 tackles.

2005: Had four tackles each in four of the 12 games, including against #16 Florida State...one of only two freshmen to record at least one tackle in every game; he was third among freshmen in tackles (33)...second on the team in special teams tackles (10)...had four stops each against Maryland, #13 Miami (FL), and Temple...played his most snaps (31) against Temple...played 24 snaps against #13 Miami (FL) when he had four tackles...had one tackle in 10 snaps against Colorado...did not start, but averaged 13.6 snaps per game.

2004: Red-shirted.

Before Clemson: Two-way star at DeSoto High School...#23 cornerback in the nation by Tom Lemming...rushed for 1,242 yards on 193 carries...averaged 6.4 yards per carry and had 11 touchdowns as a senior...#39 running back in the nation by Rivals.com...#5 running back and Super Top-75 player by Florida Times Union...top-100 player in Florida by Orlando Sentinel...named to All-Dixie team by SuperPrep...team offensive MVP...DeSoto County Offensive Player-of-the-Year by Port Charlotte Sun...returned kicks as a senior...offensive MVP of the South-Central All-Star game...first-team running back by Sarasota Herald Tribune...had 951 rushing yards on 100 carries with eight touchdowns as a junior...had five interceptions, including two for touchdowns...averaged over 16 points and 10 rebounds on the hardwood...ran a 10.52 in the 100m, the fourth-best time in the state...AAA regional champion in the 100m...team MVP as a junior and senior...state qualifier in the 100m and 200m...district champion in the 100m and 200m as a senior...coached by Gary Morton...chose Clemson over Michigan State, Pittsburgh, and South Carolina...born Sept. 15, 1985...graduated in August, 2008 with a degree in community recreation management.



Chris Clemons



Veteran Bios

Clemons 2006 Game-By-Game Stats

Date	Opponent	Snaps	Hit	Ast	Tot	TFL	Int	PBU
9-2	Florida Atlantic	*43	2	1	3			1
9-9	at Boston College	*70	8	2	10			
9-16	at Florida State	*58	3	2	5			1
9-23	North Carolina	*26	2	3	5		1-10	2
9-30	Louisiana Tech	*56	2	1	3			3
10-7	at Wake Forest	*57	5	7	12			
10-12	Temple	*19	3	1	4			
10-21	Georgia Tech	*66	5	4	9			
10-26	at Virginia Tech	*69	3	3	6			
11-4	Maryland	*63	8	4	12	1-1		1
11-11	N.C. State	*70	8	9	17			
11-25	South Carolina	*69	9	3	12			
12-29	Kentucky	*59	3	1	4			
Totals		725	61	41	102	1-1	1-10	8

* - start; Note: Had a caused fumble against South Carolina.

Clemons 2007 Game-By-Game Stats

Date	Opponent	Snaps	Hit	Ast	Tot	TFL	Int	PBU
9-3	Florida State	*64	2	2	4			
9-8	Louisiana-Monroe	*65	5	1	6			
9-15	Furman	*65	2	5	7	1-1	1-18	1
9-22	at N.C. State	*47	3	2	5		1-31	
9-29	at Georgia Tech	*62	12	2	14			
10-6	Virginia Tech	*43	1	0	1			
10-20	Central Michigan	*53	2	0	2			2
10-27	at Maryland	*63	6	4	10			
11-3	at Duke	*54	4	1	5			
11-10	Wake Forest	*76	4	3	7			1
11-17	Boston College	*87	12	2	14			1
11-24	at South Carolina	*52	3	1	4	1-5		
12-31	Auburn	*90	5	10	15			
Totals		821	61	33	94	2-6	2-49	5

* - start

Clemons Career Stats

Year	GP-S	Snaps	Hit	Ast	Tot	TFL	Sacks	Int	QP	PBU	CF-RF
2005	12-0	163	19	14	33	0-0	0-0	0-0	0	0	0-0
2006	13-13	725	61	41	102	1-1	0-0	1-10	0	8	1-0
2007	13-13	821	61	33	94	2-6	0-0	2-49	0	5	0-0
Totals	38-26	1709	141	88	229	3-7	0-0	3-59	0	13	1-0



62 Mason Cloy

OL • 6-3 • 295 • *Fr. • RS
Columbia, SC • Spring Valley HS

Cloy Fact: Rated as the #9 center in the nation by Scout.com out of high school.

Fall 2008 Depth Chart Position: Second-team center

Overview: Second-team center entering the fall, but he could see action at guard...his versatility will be important on the young offensive line...named to the academic honor roll in both semesters in 2007-08...second on the team in the power clean (360)...fourth in the squat lift (590)...eighth in the hang clean (350) and ninth in total weight lifted (1,560)...named the top performer in the weight room among offensive guards for the 2008 spring practice.

2007: Red-shirted.

Before Clemson: Rated as the #9 center in the nation by Scout.com...#10 center in the nation by Rivals.com...#11 prospect in South Carolina by Scout.com...#15 prospect in South Carolina by SuperPrep and Rivals.com...rated in the South Carolina Top-40 and #16 prospect by TigerIllustrated.com...all-region pick by PrepStar...first-team all-state by The State...Shrine Bowl selection...coached by Jimmy Noonan at Spring Valley High School...AP All-State pick...had 57 knockdowns as a senior...played tight end with 16 catches for 251 yards and three touchdowns in his career...had a school-record 175 knockdowns in his career...all-district, all-region, and all-state as a junior at tight end...selected to the Max Emfinger All-American Bowl Classic East Team and was team captain...Lowerstate Division AAAA Offensive Lineman-of-the-Year by the South Carolina Coaches Association...Wendy's High School Heisman Award winner...Carolina Panther Community Captain Award recipient...recruited by Brad Scott...chose Clemson over Georgia Tech, Kentucky, Louisville, North Carolina, N.C. State, South Carolina, Vanderbilt, Virginia, and Virginia Tech...born Jan. 22, 1989...majoring in park & protected area management.



33 Kavell Conner

LB • 6-1 • 225 • *Jr. • 2VL
Richmond, VA • Manchester HS

Conner Fact: Had 46 tackles as a sophomore in 2007, the high figure among non-starters.

Years Lettered: 2006,07

Bowl Participation: Reserve linebacker in the 2006 Music City Bowl against Kentucky; starting linebacker in the 2007 Chick-fil-A Bowl against #21 Auburn.

Fall 2008 Depth Chart Position: First-team weakside linebacker

Overview: Reserve linebacker the last two years who will be looked upon to move into a key starting role on Clemson's second line of defense in 2008...has played each of the last 26 games, including two as a starter...productive player who has averaged a tackle every 5.04 snaps in his career...has 77 tackles even though he has started just two games over two years...averaged 8.2 yards per rush as a senior at Manchester High School.

2007: Had 46 tackles as a reserve linebacker, most on the team among non-starters...played 77 snaps against #21 Auburn and had a career-high 15 tackles, including 10 first hits; he was special teams player-of-the-game by the coaches...had the Steadman Hawkins Bone-Crushing Hit-of-the-Day against Louisiana-Monroe...had seven special teams tackles...had six tackles in 31 snaps against Louisiana-Monroe, then had five stops against Furman...had three stops at N.C. State, including his only tackle for loss...started against Central Michigan and played 32 snaps with three tackles...played 16 snaps at Duke and had three tackles, including a caused fumble...played 232 snaps.

2006: Second-team linebacker who was Clemson's leading tackler in the shutout of Louisiana Tech; he had seven tackles even though he played just 16 snaps...one of three freshmen who led the team in tackles...had at least one tackle in 11 games...played at least double figures in snaps in each of the first five games and seven of the first eight...played a season-high 19 snaps against Temple...had three tackles against N.C. State...12th on the team in tackles (31), including third among non-starters...played 13 snaps against Kentucky in the Music City Bowl against Kentucky and had two tackles.

2005: Red-shirted.

Before Clemson: Averaged 8.2 yards per carry as a senior at Manchester High School...rushed for 1,301 yards and 25 touchdowns as a senior...first-team All-AAA Central Region...#3 rusher in region history...first-team All-Richmond Metro...had 25 tackles for loss as a senior...Mid-Atlantic team member as the #22 prospect in Virginia by SuperPrep...three-year starter on offense and defense...honorable mention all-state as a junior...all-district as a safety and running back as a junior...all-region and all-metro as a junior...had 1,187 rushing yards and 15 touchdowns as a junior...had 1,223 and 16 scores as a sophomore...coached by Tom Hall...born Feb. 23, 1987...majoring in sociology.

Conner Career Stats

Year	GP-S	Snaps	Hit	Ast	Tot	TFL	Sacks	Int	QP	PBU	CF-RF
2006	13-0	138	17	14	31	0-0	0-0	0-0	1	0	0-0
2007	13-2	232	32	14	46	2-4	0-0	0-0	3	2	1-0
Totals	26-2	370	49	28	77	2-4	0-0	0-0	4	2	1-0



44 Scotty Cooper

LB • 6-1 • 210 • So. • 1VL
Lake City, SC • Lake City HS

Cooper Fact: Had a season-high 10 tackles in the 2007 Chick-fil-A Bowl in his first career start.

Years Lettered: 2007

Bowl Participation: Starting linebacker in the 2007 Chick-fil-A Bowl against #21 Auburn.

Fall 2008 Depth Chart Position: First-team strongside linebacker

Overview: Sophomore linebacker who will be a key to Clemson's defensive effort in 2008...listed as first-team strongside linebacker...came to Clemson as a safety, but he has adjusted to outside linebacker...does as much community service as anyone on the team...participated in a mission trip to New Orleans, LA...speaker at Speak for a Child Gala, Riverside Middle School, and The Reserve church...participated in Boy Scout Day for Boy Scouts of America

Veteran Bios



and was involved in a fundraiser for the Orangeburg (SC) FCA,...named to academic honor roll for 2008 spring semester.

2007: Outside linebacker who started two games, including the Chick-fil-A Bowl against #21 Auburn; he had a season-high 10 tackles...played 183 snaps in 12 games behind senior starter Tramaine Billie; 66 of the snaps came against Auburn...tied for the most tackles (33) by a Tiger freshman...started the Central Michigan game and had four tackles in 29 snaps...had six tackles in 21 snaps against Furman...had five tackles in 15 snaps at Duke...had a tackle for loss at Maryland...played just 11 snaps in the last three regular-season games due to injury, but was healthy in the bowl game and showed his capabilities.

Before Clemson: First-team All-American by **SuperPrep**...#9 outside linebacker in the nation and member of the Rivals 250 by **Rivals.com**...#5 weakside linebacker in the nation by **Scout.com**...#27 linebacker in the nation by **SuperPrep**...All-American by **PrepStar**...#5 prospect in the state by **Tiger-illustrated.com**...#9 prospect in the state by **SuperPrep**...#6 prospect in the state by **CUTigers.com**...#10 prospect in the state by **Rivals.com**...Lowerstate AAA Linebacker-of-the-Year as a senior...had 89 tackles, 12 tackles for loss, and three sacks as a junior at Lake City High School...Shrine Bowl selection...had 111 carries for 495 yards and seven touchdowns in his career and added eight receptions for 149 yards and one touchdown as a wideout...averaged 4.45 yards per carry and 18.6 yards per catch in his career...totaled 247 career tackles, 38 tackles for loss, seven sacks, 21 quarterback pressures, two interceptions, and one touchdown...recruited by Dabo Swinney...chose Clemson over Kentucky, Louisiana State, Michigan, N.C. State, Penn State, South Carolina, Tennessee, Virginia Tech, and West Virginia...born Oct. 11, 1988.

Cooper Career Stats

Year	GP-S	Snaps	Hit	Ast	Tot	TFL	Sacks	Int	QP	PBU	CF-RF
2007	12-2	183	16	17	33	1-2	0-0	0-0	5	1	0-0



8 Jamie Cumbie

DT • 6-7 • 270 • Jr. • 2VL
Morris, IL • Morris HS



Cumbie Fact: Had at least one tackle in each of his last seven games in 2007.

Years Lettered: 2006, 2007

Bowl Participation: Reserve defensive end in the 2006 Music City Bowl against Kentucky; reserve defensive tackle in the 2007 Chick-fil-A Bowl against #21 Auburn.

Fall 2008 Depth Chart Position: Second-team defensive tackle

Overview: Talented player who demonstrates the depth of Clemson's defensive line...first-team **Parade** All-American in high school...has 37 tackles in 22 career games...averaged 23 snaps per game in 2007, up from 11 snaps per game as a freshman...showed great improvement in 2007 with 29 tackles and two sacks; he had eight tackles in nine games as a freshman.

2007: Started three games...had 10 quarterback pressures in 295 snaps...made three consecutive starts at the end of the regular season against Duke, Wake Forest, and Boston College when Rashaad Jackson was injured...had four tackles apiece against Louisiana-Monroe, Wake Forest, and Boston College...had a sack against #19 Florida State and Wake Forest...had at least one quarterback pressure in eight games...played a season-high 31 snaps against both Furman and Boston College...named co-defensive player-of-the-game against Wake Forest by the coaches...named top reserve by the Clemson radio network for his efforts against Georgia Tech and Duke.

2006: First-year freshman who played nine games (104 snaps)...had two tackles for loss, including his first career sack against Louisiana Tech...played a season-high 28 snaps against Florida Atlantic; he had two tackles...played 24 snaps against Louisiana Tech and 24 snaps against Temple.

Before Clemson: National top-100 player by many services at Morris High School...First-Team **Parade** All-American, the first incoming Tiger defensive lineman named to the team since 1989...Second-Team **USA Today** All-American and EA Sports...#50 player in the nation by **Tom Lemming**, #60 player by **CollegeFootballNews.com**, and #87 player by **ESPN.com**...#7 strongside defensive end in the nation by **Rivals.com**...#3 prospect in the state by **Rivals.com**...#6 defensive end in the nation by **CollegeFootballNews.com** and #10 defensive end in the nation by **Scout.com**...#1 defensive end in the midwest region by **Scout.com**...member of **PrepStar's** Dream Team Top 100...member of the Midwest Hot

100 by **Scout.com**...#24 prospect in the Midwest by **SuperPrep**...#16 defensive lineman in the nation by **PrepStar** and #39 defensive lineman by **SuperPrep**...top-100 recruit by **High School Sport Magazine**...had 117 tackles and 24 sacks as a senior...all-state by **Chicago Sun-Times** and **Chicago Tribune**...Chicagoland Defensive Player-of-the-Year...**Joliet Herald** and **Morris Daily Herald** All-Area...had 34 catches for 605 yards with five scores as a tight end...helped his team to a 14-0 record and the state title...had 70 tackles and six sacks as a junior; he also had 300 receiving yards...all-state as a senior...2005 Suburban Prairie Conference Defensive MVP...team captain...all-area and all-conference as a junior...struck out 21 batters in a 10-inning game against Joliet High School as a senior, as he pitched a one-hit shutout...grew up in Andrews, SC...coached by George Dergo...chose Clemson over Illinois, Northwestern, Notre Dame, Ohio State, and Purdue...born Feb. 18, 1988...majoring in sociology.

Cumbie Career Stats

Year	GP-S	Snaps	Hit	Ast	Tot	TFL	Sacks	Int	QP	PBU	CF-RF
2006	9-0	104	5	3	8	2-8	1-5	0-0	1	1	0-0
2007	13-3	295	19	10	29	3-15	2-14	0-0	10	0	0-0
Totals	22-3	399	24	13	37	5-23	3-19	0-0	11	1	0-0



1 James Davis

RB • 5-11 • 210 • Sr. • 3VL
Atlanta, GA • Douglass HS



Davis Fact: Needs 837 yards to become Clemson's all-time leading rusher.

Years Lettered: 2005, 06, 07

Years Starter: 2005, 06, 07

Bowl Participation: Starting running back in the 2005 Champs Sports Bowl against Colorado; starting running back in the 2006 Music City Bowl against Kentucky; starting running back in the 2007 Chick-fil-A Bowl against #21 Auburn.

Fall 2008 Depth Chart Position: Co-first-team running back

Overview: Needs just 837 rushing yards to become Clemson's all-time leading rusher; he enters his senior year second in school history with 3,130 yards; Raymond Priester (1994-97) had 3,966 yards...fourth among active Division I players in rushing yards and rushing touchdowns...25th in ACC history in rushing yards...had his second 1,000-yard rushing season in 2007; joins Priester and Woodrow Dantzler as the only Tigers in history with two 1,000-yard seasons...has 38 career touchdowns (36 rushing, two receiving), tied for second-most in school history; also tied for 14th-most in ACC history...first among active ACC players in rushing yards, 1,358 yards ahead of the second-best total...leader in rushing touchdowns among active ACC players, 21 more than any other ACC player...has 12 career 100-yard games, second-most in school history...has 582 career carries, sixth-most in school history...fourth in all-purpose yards (3,471) in Clemson history...seventh among active ACC players in total offense (3,130)...first-team preseason All-American by **Playboy**...second-team preseason All-American by **Lindy's** and **Phil Steele**...#3 running back in the nation by **Phil Steele** and #4 by **Lindy's**...first-team preseason All-ACC by **Phil Steele**, **Lindy's**, and **Athlon**...second-most talented player in the ACC by **Lindy's** and #17 senior in the nation by **NFLDraftScout.com**...has finished fourth, third, and second in the ACC in rushing in each of the last three years, respectively...Clemson is 12-0 when he rushes for at least 100 yards...Clemson is 21-3 when he rushes for at least 65 yards...has played 1,355 career snaps...has played 37 career games, missing only the 2005 Temple game as a freshman...has 37 career receptions...applied for the NFL draft in January, 2008 but pulled his name out a few days prior to the deadline.

2007: First-Team All-ACC for the second straight year; he was the first Tiger running back to be named First-Team All-ACC in consecutive years since Terry Allen (1987,88)...Clemson's leading rusher (1,064) for the third-straight year...first Tiger to lead the team in rushing three straight years since Raymond Priester from 1995-97...second in the ACC and 53rd in the nation in rushing (81.8)...tied for fourth in touchdowns (12) in the ACC, as he had 10 rushing and two receiving; those were the first two career touchdown catches...had five 100-yard rushing games, including three in the last six games...had 102 yards on 18 carries against #19 Florida State...had a season-high 166 yards on 24 carries at N.C. State; he received a helmet sticker from the **ESPN** Football Final Crew...scored a touchdown in each of the first four games...**SportsLine.com** Player-of-the-Game against #19 Florida State and Duke...coaches offen-

Veteran Bios

sive player-of-the-game four times, including against Florida State, N.C. State, Georgia Tech, and Duke...had 129 yards on 29 carries at Maryland; he was named **ABC/Chevrolet** Player-of-the-Game and received a gameball from Head Coach Tommy Bowden...had 118 rushing yards the following week at Duke when he had a 70-yard touchdown run...had 122 yards on 23 carries at South Carolina.

2006: First-Team All-ACC selection; he rushed for 1,187 yards...averaged 91.3 yards per game, 28th-best in the nation and third-best in the ACC...averaged 5.85 yards per carry...his 17 touchdowns tied a Clemson single-season record and was fifth-most in ACC history...just one off the Clemson overall touchdown record of 18...17th in the nation in scoring, including first in the ACC...had his best performance against #13 Georgia Tech when he had 216 rushing yards against his hometown team; that was the most rushing yards by a Tiger since 1995; named national offensive player-of-the-week by the Walter Camp Foundation; that was the most rushing yards in a game by an ACC player that season...led the team in plays of 20 yards or more with 14 (12 rushes, two receptions)...named offensive player-of-the-week by the coaches against North Carolina and #13 Georgia Tech...started all 13 games...gained between 87 and 95 rushing yards in each of the first four games...had at least 87 rushing yards in nine games...showed his all-round abilities against South Carolina when he stripped the ball from defensive end Nathan Pepper near the goal-line after he intercepted a pass...had 102 yards on four catches, including a 54-yard catch at #9 Florida State...had at least one touchdown in each of the first five games and had a nine-game streak over two years, the second-longest streak in Tiger history...had four touchdowns against North Carolina, the first Tiger with four in a game since Chad Jasmin at South Carolina in 2003...had six games with at least two touchdowns, including four in a row...had three touchdowns against Temple when he averaged 15 yards per carry...scored the game-winning touchdown at #9 Florida State with eight seconds left on a tough one-yard run.

2005: Fourth in the ACC and 56th in the nation in rushing (79.9)...first among freshmen in the ACC in rushing...seventh in the ACC in all-purpose yards (93.7)...tied for fourth in the ACC in rushing touchdowns (9)...scored seven of his nine touchdowns in ACC games, tied for most in the ACC...set the Tiger single-season freshman touchdown record...fourth on the team in receptions with 19 for 152 yards...had four 100-yard rushing games, most by a Tiger first-year freshman...had a 150-yard rushing game against Colorado, the second-highest rushing total in a bowl game by a Tiger; he was the only running back to gain over 100 yards rushing against Colorado's defense; he had 171 all-purpose yards to earn MVP honors...set three Tiger freshman records, including touchdowns, yards per rush (5.3), and all-purpose yards (1,031)...ACC Rookie-of-the-Year, the first Tiger to win the award since Anthony Simmons (1995)...second-team freshman All-American by **Rivals.com** and third-team by **CollegeFootballNews.com**...honorable mention freshman All-American by **Sporting News**...first-team freshman All-ACC by **Sporting News**...Honorable Mention All-ACC by **AP/ACSMA**...his 879 rushing yards were third-most by a Tiger freshman...Clemson's top rusher, fourth-leading receiver, and leader in all-purpose yards on a per-game basis...two-time national freshman-of-the-week by **Rivals.com**...three-time ACC Rookie-of-the-Week, more than any other ACC player; chosen after his performances against #17 Texas A&M, N.C. State, and #16 Florida State...ACC Offensive Back-of-the-Week at #19 South Carolina when he rushed for 145 yards and a touchdown...played 366 snaps, most among Tiger first-year freshmen and third among all freshmen...offensive player-of-the-game by the coaches against #19 South Carolina and Colorado...suffered a broken wrist at N.C. State; he missed the next game against Temple and played just one snap at Georgia Tech; he averaged 5.6 yards per carry after returning from the injury; he played the last four regular-season games with a cast on his left wrist...started six games...teamed with Reggie Merriweather to give Clemson the first pair of 700-yard running backs since 1995...had at least one touchdown in each of the last four games...Clemson's leading rusher in each of the first two games and each of



the last three games; also the leader at N.C. State, so he was Clemson's top rusher in six games...led the team in runs of 10 yards or more (27) and 20 yards or more (10)...named Clemson's offensive rookie-of-the-year by the coaches.

Before Clemson: Rushed for 2,389 yards and 28 touchdowns on 350 carries as a senior at Douglass High School...rushed for 300 yards or more twice as a senior...rushed for 7,339 yards and 80 touchdowns in his career...#42 player in the nation, #7 running back in the nation, and #16 player in Georgia by **Rivals.com**...**SuperPrep** Dixie team pick as the #4 prospect in Georgia...Georgia North/South game co-MVP; he scored the only touchdown to lead the North to victory...#17 running back in the nation by **ESPN.com**...#17 running back in the nation by **CollegeFootballNews.com**...honorable mention All-Southern team pick by **Orlando Sentinel**...team captain as a senior...received the Golden Helmet Award as the team MVP...**SuperPrep** All-American as the #24 running back in the nation; listed #26 by **Scout.com**...#56 prospect in the southeast by **SuperPrep**...AAAAA all-state by **Atlanta Constitution** as a senior...honorable mention AAAAA all-state as a junior...coached by Gary Cantrell...chose Clemson over Alabama, Florida, Georgia, Kentucky, Louisiana State, Mississippi State Tennessee, and Virginia Tech...born Jan. 1, 1986...majoring in sociology.

Davis 2005 Game-By-Game Stats

Date	Opponent	Snaps	Car	Yds	Avg	TD	Rec	Yds	TD
9-3	Texas A&M	*23	19	101	5.3	0	1	6	0
9-10	at Maryland	*38	20	82	4.1	0	3	24	0
9-17	Miami (FL)	*47	12	12	1.0	0	3	17	0
9-24	Boston College	*26	8	44	5.5	0	1	1	0
10-1	at Wake Forest	38	13	51	3.9	2	5	25	0
10-13	at N.C. State	30	12	143	11.9	2	0	0	0
10-22	Temple	DNP							
10-29	at Georgia Tech	1	1	1	1.0	0	0	0	0
11-5	Duke	15	8	85	10.6	1	0	0	0
11-12	Florida State	40	17	65	3.8	2	1	44	0
11-19	at South Carolina	*55	27	145	5.4	1	3	14	0
12-27	Colorado	*53	28	150	5.4	1	2	21	0
Totals		366	165	879	5.3	9	19	152	0

* - start

Davis 2006 Game-By-Game Stats

Date	Opponent	Snaps	Car	Yds	Avg	TD	Rec	Yds	TD
9-2	Florida Atlantic	*31	14	94	6.7	1	0	0	0
9-9	at Boston College	*58	24	93	3.9	2	0	0	0
9-16	at Florida State	*44	19	87	4.6	2	1	54	0
9-23	North Carolina	*24	15	95	6.3	4	0	0	0
9-30	Louisiana Tech	*19	11	143	13.0	2	0	0	0
10-7	at Wake Forest	*50	26	95	3.7	0	3	48	0
10-12	Temple	*17	9	138	15.3	3	0	0	0
10-21	Georgia Tech	*27	21	216	10.3	2	0	0	0
10-26	at Virginia Tech	*29	12	30	2.5	1	0	0	0
11-4	Maryland	*42	20	90	4.5	0	0	0	0
11-11	N.C. State	*30	13	34	2.6	0	0	0	0
11-25	South Carolina	*20	11	19	1.7	0	0	0	0
12-29	Kentucky	*32	8	53	6.6	0	2	13	0
Totals		423	203	1187	5.8	17	6	115	0

* - start; Note: Had a caused fumble against South Carolina.

Davis 2007 Game-By-Game Stats

Date	Opponent	Snaps	Car	Yds	Avg	TD	Rec	Yds	TD	KOR
9-3	Florida State	*41	18	102	5.7	1	1	3	0	
9-8	Louisiana-Monroe	*23	7	68	9.7	1	0	0	0	
9-15	Furman	*25	9	58	6.4	1	0	0	0	
9-22	at N.C. State	*56	24	166	6.9	1	4	13	1	
9-29	at Georgia Tech	*36	12	60	5.0	0	0	0	0	
10-6	Virginia Tech	*62	6	9	1.5	0	2	5	0	
10-20	Central Michigan	*35	22	88	4.0	2	2	19	1	
10-27	at Maryland	*48	29	129	4.4	1	0	0	0	
11-3	at Duke	36	8	118	14.8	1	1	12	0	
11-10	Wake Forest	*48	21	62	3.0	0	2	-1	0	
11-17	Boston College	*46	12	10	0.8	1	0	0	0	1-13
11-24	at South Carolina	*55	23	122	5.3	0	0	0	0	
12-31	Auburn	*55	23	72	3.1	1	0	0	0	
Totals		566	214	1064	5.0	10	12	51	2	1-13

* - start

Davis Career Stats

Year	GP-S	Snaps	Car	Yds	Avg	TD	LG	Rec	Yds	TD	KOR
2005	11-6	366	165	879	5.3	9	40	19	152	0	0-0
2006	13-13	423	203	1187	5.8	17	64	6	115	0	0-0
2007	13-12	566	214	1064	5.0	10	70	12	51	2	1-13
Totals	37-31	1355	582	3130	5.4	36	70	37	318	2	1-13

Veteran Bios



30 Chad Diehl

FB/TE • 6-2 • 245 • *Fr. • RS
Lyman, SC • James F. Byrnes HS



Diehl Fact: Fifth on the team in 225 reps (28).

Fall 2008 Depth Chart Position: First-team fullback/tight end

Overview: Listed as a reserve fullback at the beginning of last season, but he is the starter in 2008 at that key position...top blocker among non-linemen on the team...will hold a key to Clemson's rushing game even if he does not carry the ball...had a 4.0 GPA in the fall semester...named to the academic honor roll in both semesters in 2007-08...fifth on the team in 225-pound lifts (28), tied for eighth-most among all Clemson skill position players since 1984...10th on the team in the bench press (395)...high school teammates of current Tigers Xavier Dye, Stanley Hunter, and Willy Korn...named most improved among fullback/tight ends for the 2008 spring practice.

2007: Red-shirted...his year was cut short by a broken leg suffered against Furman, as he received a medical red-shirt...played just eight snaps on offense in three games, but he was a valuable special teams player.

Before Clemson: Rated as the #18 fullback in the nation by [CollegeFootballNews.com](#)...#19 fullback in the nation by [Scout.com](#)...#27 prospect in South Carolina by [SuperPrep](#)...#21 prospect in the state by [Rivals.com](#)...#22 prospect in the state by [CUTigers.com](#)...MVP of the North-South High School All-Star game...all-state and all-region pick...played offensive guard, linebacker, and fullback at James F. Byrnes High School...had 111 tackles, seven sacks, 16 quarterback pressures, 19 tackles for loss, and four caused fumbles as a senior...had 141 tackles and 12 tackles for loss as a junior...recruited by David Blackwell...played with fellow Tigers Xavier Dye, Stanley Hunter, and Willy Korn at James F. Byrnes High...chose Clemson over Duke, Marshall, Virginia Tech, and Wake Forest...born Feb. 5, 1989...majoring in pre-business.

Diehl Career Stats

Year	GP-S	Snaps	Car	Yds	Avg	TD	LG	Rec	Yds	TD
2007	3-0	8	0	0	---	0	---	0	0	0



21 Xavier Dye

WR • 6-5 • 205 • So. • 1VL
Greenwood, SC • James F. Byrnes HS



Dye Fact: Top receiver for the Orange team in the Spring Game with six catches for 87 yards and a score.

Years Lettered: 2007

Bowl Participation: Reserve wide receiver in the 2007 Chick-fil-A Bowl against #21 Auburn.

Fall 2008 Depth Chart Position: Second-team wide receiver

Overview: Tall receiver who is listed at second team behind Aaron Kelly; he looks to take over that position in 2009 after Kelly graduates...played 156 snaps as a backup to Kelly as a first-year freshman...had a strong spring practice that culminated with his performance in the Spring Game when he had six receptions, 87 yards, and a touchdown; he scored on a 20-yard catch...enrolled at Clemson in January of 2007...very active in community service...speaker at Speak up for a Child Gala and Mauldin Church, participated in Paster's Day Off, Boy Scout Day for Boy Scouts of America, and went on a mission trip to New Orleans, LA...named to the academic honor roll for both semesters in 2007-08...has a 39" vertical jump, second-best on the team.

2007: Played 156 snaps, second-most by a freshman offensive player...had four catches for 50 yards and a touchdown...recovered a fumble on a pass play in the endzone against Central Michigan...had one catch each against Louisiana-Monroe, Central Michigan, Duke, and #18 Boston College...had 11.5 knockdown blocks, including four at N.C. State and four against Central Michigan...enrolled at Clemson in January and participated in spring practice.

Before Clemson: Rated as the #41 wideout in the nation by [Rivals.com](#)...#66 wideout in the nation by [Scout.com](#)...#14 prospect in South Carolina by [SuperPrep](#)...#11 prospect in South Carolina by [TigerIllustrated.com](#)...#12 prospect in the state by [CUTigers.com](#)...#13 prospect in the state by [Rivals.com](#)...had 37 receptions for 614 yards and four touchdowns as a junior at Greenwood High School...started midseason at James F. Byrnes High School

as a senior after transferring; he had 32 catches for 524 yards and six touchdowns in four games...has a 39" vertical jump, second-best on the team...played with fellow Tigers Chad Diehl, Stanley Hunter, and Willy Korn at James F. Byrnes High...recruited by Ron West...chose Clemson over Georgia, North Carolina, and N.C. State...born May 14, 1988...majoring in sociology.

Dye Career Stats

Year	GP-S	Snaps	Rec	Yds	Avg	TD	LG	Car	Yds	TD	LG
2007	13-0	156	4	50	12.5	1	22	0	0	0	---



83 Nelson Faerber

WR • 5-11 • 180 • *Sr. • 2VL
Duluth, GA • Chattahoochee HS



Faerber Fact: Blocked a punt at South Carolina that led to a touchdown in Clemson's 23-21 win in 2007.

Years Lettered: 2006, 07

Bowl Participation: Reserve wide receiver in the 2006 Music City Bowl against Kentucky; reserve wide receiver in the 2007 Chick-fil-A Bowl against #21 Auburn.

Fall 2008 Depth Chart Position: Second-team wide receiver

Overview: Reliable wideout who had a big impact on Clemson's 2007 win at South Carolina...original walk-on...has nine receptions in 26 career games...third on the team in power index (7.44) and seventh in 225-pound reps (24), tied for seventh among all Clemson skill position players since 1984...has scored one touchdown each of the last two years, including one on a recovered fumble against Temple (2006) and one on a four-yard catch at South Carolina (2007)...had five catches in the 2008 Spring Game...named most improved wideout by the coaches for the 2008 spring practice.

2007: Had four catches for 20 yards and a touchdown at South Carolina; he played 43 snaps when Tyler Grisham suffered a game-ending injury; he also had a blocked punt; the ball was returned for a touchdown; it was Clemson's first blocked punt for a score since 2004; it was the play-of-the-week by [The-ACC.com](#); he was co-recipient of the coaches special teams player-of-the-week award...averaged 10 snaps per game...missed two games (Georgia Tech, Virginia Tech) due to a staff infection; Clemson was 9-2 in games he played.

2006: Scored a touchdown against Temple when he recovered a fumble in the endzone, the first Tiger to do so since 1998; he added a 15-yard catch...played 67 snaps, including 19 apiece against North Carolina and Temple...played 11 games; he only missed the Florida State and Virginia Tech games.

2005: Played four games on offense, totaling 14 snaps...did not play the first five games, then played four of the next five...did not catch a pass.

2004: Red-shirted.

Before Clemson: Offensive player-of-the-year as a junior and team MVP as a sophomore at Chattahoochee High School...first-team all-area by [Atlanta Journal-Constitution](#) as a junior...first-team all-county and all-region...had 1,120 all-purpose yards as a junior...set the school record for career touchdown catches...from the same high school as former Tiger quarterback Charlie Whitehurst and current Tiger placekicker Mark Buchholz...coached by Bill Waters...born Jan. 15, 1986...majoring in construction science & management.

Faerber Career Stats

Year	GP-S	Snaps	Rec	Yds	Avg	TD	LG	Car	Yds	TD	LG
2005	4-0	14	0	0	---	0	---	0	0	0	---
2006	11-0	67	1	15	15.0	1	15	0	0	0	---
2007	11-0	134	8	50	6.3	1	11	2	3	0	6
Totals	26-0	215	9	65	7.2	2	15	2	3	0	6




Nelson Faerber

Veteran Bios

6 Jacoby Ford

WR • 5-10 • 185 • Jr. • 2VL
Royal Palm Beach, FL • Cardinal Newman HS



J. Ford Fact: Has averaged 12.5 yards per carry on 22 career rushes.

Years Lettered: 2006,07

Years Starter: 2007

Bowl Participation: Reserve wide receiver in the 2006 Music City Bowl against Kentucky.

Fall 2008 Depth Chart Position: First-team wide receiver

Overview: One of the most explosive players in the ACC...suffered a broken ankle at Maryland in the eighth game of 2007 and missed the rest of the year...two-sport star who came back from injury to compete with the track team in the 2008 spring and earned All-America honors in the 100m...has 1,684 career all-purpose yards on 102 touches (16.5-yard average)...has at least 274 yards in all four all-purpose categories...All-American on the track team, as he won the ACC title in the 60m indoors (6.52) in 2007 and finished fifth in the 100m outdoors in 2008...has five touchdowns of at least 50 yards in his career, tied for third-most in Tiger history...10th among active ACC players in career touchdown receptions (6)...eighth among active ACC players in career kickoff return yards (637)...fifth among active ACC players in career punt return yards (274)...seventh-best punt returner and 16th-best kickoff returner in the nation by **Phil Steele**...his brother Davy has attended every single home game in his career at Clemson; Davy played at Florida State and had an 82-yard run against Clemson in 2000...enrolled at Clemson in January of 2006...played at Fork Union Military Academy in 2005...only player in the nation in 2006 to have a punt return and kickoff return for at least 90 yards.

2007: Third on the team in receptions and third in rushing at the time of his season-ending ankle injury...averaged 100.1 all-purpose yards per game, second-best on the team...had at least 100 yards rushing, receiving, punt returns, and kickoff returns...averaged 12.3 yards per rush on 14 carries for 172 yards; he was on his way to a school record in terms of rushing yards per carry...had a 53-yard rush, 52-yard reception, and 82-yard kickoff return...third on the team in rushing yards, fifth in receiving yards, fourth in all-purpose yards, second in kickoff return yards, and second in punt return yards...scored four touchdowns, all on receptions...had three catches for 68 yards against Louisiana-Monroe, including a 52-yard touchdown catch; he had 132 all-purpose yards...had two catches for 55 yards and a touchdown against Furman...had a season-high four catches for 48 yards and a 52-yard rush at N.C. State...had two catches (both touchdowns) for 44 yards, two carries for 21 yards, an 82-yard kickoff return, and seven punt-return yards for a season-high 154 all-purpose yards against Central Michigan...had three catches for 37 yards and two kickoff returns for 43 yards at Maryland before the injury, as he was tackled going out of bounds...had 801 all-purpose yards in 51 touches (15.7-yard average).

2006: Clemson's special teams player-of-the-year, but he also made strong contributions as a wideout...second-team freshman All-American as a returner by **Rivals.com** and **Scout.com**...honorable mention freshman All-American by **Sporting News** as a kick returner...averaged 32.8 yards per kickoff return, a figure that would have led the ACC and been in the top five in the nation if he had enough attempts to qualify; he had 13 returns in 13 games...had a 92-yard punt return for a touchdown against Florida Atlantic, then had a 94-yard kickoff return against Louisiana Tech; that punt return is the longest in Clemson history and longest in the ACC that season...one of just three players in Tiger history with a punt return and kickoff return for a score in a career...would have been in the top three in the ACC in punt returns and kickoff returns but did not have enough attempts to qualify...had a 55-yard touchdown catch against Temple and 76-yard touchdown catch against South Carolina...named special teams player-of-the-week by the coaches against Wake Forest and Temple...had 15 receptions for 187 yards...played 156 snaps, including 23 in the Music City Bowl against Kentucky; he had a 15-yard run...had a 13-yard rushing average on eight carries...enrolled at Clemson in January of 2006 and went through spring practice...had four catches for 103 yards in the March 12 scrimmage.

Track (2007-08): Outdoor - Automatic qualifier for the NCAA Championships by placing fourth at the East Region Championships in the 100m; he posted a career-best time (10.21) in the prelims...earned his first outdoor All-America honor with a fifth-place finish in the 100m at the national meet; he ran a 10.33 into a headwind in the final...**Indoor** - Did not compete due to injury.

Track (2006-07): Outdoor - Ran first leg for the Tigers' 4x100m relay team that finished runner-up at East Region Championships; the squad posted a season-best time of 39.15 in the final...earned an at-large berth in the 100m at the NCAA Championships, but he was slowed due to injury...qualifier for regionals in three different events, including the 100m, 200m, and 4x100m relay...his top time of the season in the 100m was 10.23 in the prelims at ACCs, but was guilty of a false start in the final and was disqualified...finished fifth at the league meet in the 200m; his top time was 21.08...helped the 4x100m relay team to a second-place finish and regional-qualifying time of 39.48 at the ACC Championships...**Indoor** - Earned All-America honors with a third-place finish in the 60m with a time of 6.60 at the NCAA Championships in Fayetteville, AR; his teammate Travis Padgett won the 60m race...won the ACC title in a record time of 6.52, the fastest time in the nation...became Clemson's first 60m champion at the ACC meet since fellow gridder Tye Hill accomplished the feat in 2004...earned All-ACC honors in the 200m, as he ran a 21.43 and placed third...first All-ACC honoree in the 200m for the Tigers since 2003...earned ACC Indoor Freshman-of-the-Year honors...won the 60m (6.60) at the Tyson Invitational...named Southeast Region Track Athlete-of-the-Year by USTFCCA.

Before Clemson: Played at Fork Union Military Academy in 2005...returned seven kicks for scores (four punts, three kickoffs) and had 57 catches for 1,254 yards and nine touchdowns...rushed 12 times for 306 yards and three touchdowns...#36 wideout/kick returner in the nation by **Scout.com**...#17 prep school prospect in the nation by **Rivals.com**...had the best 40-yard time at the Fork Union combine (4.126)...Head Coach John Schuman called him "the fastest player ever at Fork Union;" it has produced 87 NFL draft picks and two Heisman Trophy winners...had 22 catches for 550 yards and 10 scores as a senior at Cardinal Newman High School...Palm Beach County All-Star game MVP...second-team all-state...state champion in the 100m (10.32) and 200m (21.25) as a senior...lettered twice in football and once in track...his brother Davy played at Florida State and scored on an 82-yard run against Clemson in 2000, the longest against a Tommy Bowden-coached Clemson team...coached by Don Dicus...chose Clemson over Florida, Michigan State, Virginia, Virginia Tech, and West Virginia...born Jul. 27, 1987...majoring in sociology.

J. Ford 2006 Game-By-Game Stats

Date	Opponent	Snaps	Rec	Yds	Avg	TD	LG	Rush	PR	KOR
9-2	Florida Atlantic	10	0	0	---	0	---	1-10	2-94	2-44
9-9	at Boston College	1	0	0	---	0	---	0-0		1-16
9-16	at Florida State	5	1	-7	-7.0	0	-7	1-38	1-12	
9-23	North Carolina	17	0	0	---	0	---	1-9	3-14	
9-30	Louisiana Tech	7	0	0	---	0	---	0-0	2-14	1-94
10-7	at Wake Forest	18	4	28	7.0	0	11	1-13		
10-12	Temple	9	3	67	22.3	1	55	0-0	1-4	3-99
10-21	Georgia Tech	16	2	7	3.5	0	8	0-0	2-0	
10-26	at Virginia Tech	17	0	0	---	0	---	1-2	1-(-1)	1-24
11-4	Maryland	9	2	6	3.0	0	6	0-0	1-18	1-18
11-11	N.C. State	17	1	2	2.0	0	2	1-5	1-10	2-85
11-25	South Carolina	7	1	76	76.0	1	76	1-12		1-17
12-29	Kentucky	23	1	8	8.0	0	8	1-15	1-1	1-29
Totals		156	15	187	12.5	2	76	8-104	15-166	13-426

Note: Had a 92-yard punt return for a touchdown against Florida Atlantic; had a 94-yard kickoff return for a touchdown against Louisiana Tech.

J. Ford 2007 Game-By-Game Stats

Date	Opponent	Snaps	Rec	Yds	Avg	TD	LG	Rush	PR	KOR
9-3	Florida State	26	0	0	---	0	---	3-32	3-23	1-14
9-8	Louisiana-Monroe	*33	3	68	22.7	1	52	1-29	1-12	1-23
9-15	Furman	*33	2	55	27.5	1	33	2-13		1-18
9-22	at N.C. State	39	4	48	12.0	0	16	2-60	2-11	
9-29	at Georgia Tech	*53	3	58	19.3	0	29	2-9	3-43	2-31
10-6	Virginia Tech	7	0	0	---	0	---			
10-20	Central Michigan	*41	2	44	22.0	2	36	2-21	1-7	1-82
10-27	at Maryland	*51	3	37	12.3	0	19	2-8	2-12	2-43
11-3	at Duke									
11-10	Wake Forest									
11-17	Boston College									
11-24	at South Carolina									
12-31	Auburn									
Totals		283	17	310	18.2	4	52	14-172	12-108	8-211

* - start

J. Ford Career Stats

Year	GP-S	Snaps	Rec	Yds	Avg	TD	LG	Car	Yds	PR	KOR
2006	13-0	156	15	187	12.5	2	76	8	104	15-166	13-426
2007	8-5	283	17	310	18.2	4	52	14	172	12-108	8-211
Totals	21-5	439	32	497	15.5	6	76	22	276	27-274	21-637



12 Marcus Gilchrist

CB • 5-11 • 180 • So. • 1VL
High Point, NC • T. Wingate Andrews HS



Gilchrist Fact: Averaged 29.8 yards per kickoff return as a freshman in 2007.

Years Lettered: 2007

Bowl Participation: Reserve cornerback in the 2007 Chick-fil-A Bowl against #21 Auburn.

Fall 2008 Depth Chart Position: Second-team cornerback

Overview: Second-team cornerback behind Chris Chancellor...his presence is a reason Clemson has a deep secondary, ranking among the best in the nation...high school All-American who was rated as the #8 cornerback in the nation by CollegeFootballNews.com in high school...played in the U.S. Army All-Star game in 2006...named the top performer in the weight room among cornerbacks for the 2008 spring practice.

2007: Saw a lot of action as a second-team cornerback and contributed in the return game...played all 13 games; he played on defense in 11 games, including double-figures in snaps in each of the last five games...played 26 snaps against Wake Forest and had a season-high five tackles...played 25 snaps against Central Michigan and had four tackles...had a 66-yard kickoff return that set up a score at Duke; also had three tackles in 23 snaps...played just 12 snaps in the first five games and 147 in the last eight...had his only pass breakup at Maryland and had a recovered fumble at South Carolina.

Before Clemson: Rated as the #8 cornerback in the nation by CollegeFootballNews.com...#6 cornerback in the nation by Rivals.com...#42 prospect in the nation by Rivals.com...#7 cornerback in the nation by Scout.com...#47 prospect in the nation by **Tom Lemming**...#11 defensive back in the nation by **PrepStar**...member of the **PrepStar** 100...member of the ESPN 150 by ESPN.com...second-team All-American by **USA Today**...**SuperPrep** All-American at T. Wingate Andrews High School...All-American by **PrepStar**...U.S. Army All-American Bowl participant...U.S. Army All-American scholar...#5 prospect in North Carolina by **SuperPrep**...#3 prospect in North Carolina by Rivals.com...Carolina Panthers Community Captain Nominee...Watkins Award Semifinalist...Shrine Bowl selection...all-state as a junior and two-time all-conference pick...Piedmont-Triad AAA Defensive Player-of-the-Year as a junior...NCHSAA Scholar-Athlete...participant in the North Carolina Athletic Association First-Team Program...missed four games as a senior due to an elbow injury...totaled 46 tackles, two interceptions, four pass breakups, one rushing touchdown, and one touchdown on a punt return as a senior...had 235 yards rushing, 110 yards receiving, nine punt returns for 185 yards, and nine kickoff returns for 215 yards as a senior...as a junior, he had 52 tackles, 10 interceptions, and seven pass breakups; he also had four kickoff returns, two punt returns, and two interception returns for touchdowns as a junior...scored 11 touchdowns as a junior...had 1,460 all-purpose yards as a junior, including 220 rushing, 181 receiving, and 1,059 on returns...averaged 17 yards per touch in all-purpose yards as a junior...four-year letterman in basketball and conference player-of-the-year as a senior...all-conference in basketball as a junior...three-year letterman in track & field; he was a member of the state championship 4x200m team...participated as a Peer to Peer mentor...volunteered at the High Point Salvation Army in the Angel Tree Program...recruited by Billy Napier...chose Clemson over Florida, Georgia, Michigan, North Carolina, Notre Dame, Southern California, Tennessee, and Virginia Tech...born Dec. 8, 1988...majoring in pre-business.

Gilchrist Career Stats

Year	GP-S	Snaps	Hit	Ast	Tot	TFL	Sacks	Int	PBU	CF-RF	PR	KOR
2007	13-0	159	11	6	17	0-0	0-0	0-0	1	0-1	1-11	4-119



70 Jamarcus Grant

OG • 6-4 • 315 • *Jr. • 2VL
Mullins, SC • Mullins HS



Grant Fact: Leads the 2008 team in the squat (635).

Years Lettered: 2006,07

Bowl Participation: Special teams player in the 2007 Chick-fil-A Bowl against #21 Auburn.

Fall 2008 Depth Chart Position: First-team left offensive guard

Overview: Reserve offensive lineman the last two years who is listed as a starting offensive guard in 2008...has earned two letters in his career, but he has played just 12 games...played 48 snaps as a sophomore and 38 as a freshman; he has played 86 snaps in his career...has seen more action as a special teams player...#55 offensive guard in the nation by **Phil Steele**...first on the team in the squat lift (635)...ninth in the hang clean (350) and ninth in total weight lifted in all categories (1,560)...native of Mullins, SC, the same area that sent 2006 seniors Anthony Waters and Thomas Hunter to Clemson.

2007: Played nine games, including five on offense...reserve offensive guard behind All-American Chris McDuffie...played special teams in the last four games...had his best game against Central Michigan when he played 18 snaps and had a 75-percent grade along with 1.5 knockdowns...played 12 snaps against Louisiana-Monroe and had two knockdowns...played 10 snaps with a 70-percent grade at Duke...had 4.5 knockdown blocks in 48 snaps.

2006: Missed the first three games with a broken foot after suffering the injury while lifting weights in the preseason; he played just three games...played a season-high 22 snaps against Temple; he had 2.5 knockdown blocks...played 13 snaps against North Carolina and three against Louisiana Tech.

2005: Red-shirted.

Before Clemson: AA all-state by **High School Sports Report**...honorable mention All-Southern team by **Orlando Sentinel**...#56 offensive lineman in the nation by CollegeFootballNews.com...**SuperPrep** Mid-Atlantic team member as the #14 prospect in South Carolina...#36 offensive tackle in the nation and #11 prospect in the state by Rivals.com...#26 on **Spartanburg Herald-Journal's** Fab-50 list...two-time all-state pick...**PrepStar** All-American...played in the North-South All-Star game...U.S. Army All-American Bowl nominee...named to All-Zone team as a junior...all-region as a junior...coached by Denver Cromer...chose Clemson over Florida, North Carolina, South Carolina, Tennessee, and Virginia Tech...born Dec. 18, 1986...majoring in sociology.



13 Tyler Grisham

WR • 5-11 • 180 • Sr. • 3VL
Birmingham, AL • Spain Park HS



Grisham Fact: Enters the 2008 season 15th in Tiger history in receptions (95).

Years Lettered: 2005,06,07

Years Starter: 2006,07

Bowl Participation: Reserve wide receiver in the 2005 Champs Sports Bowl against Colorado; starting wide receiver in the 2006 Music City Bowl against Kentucky; starting wide receiver in the 2007 Chick-fil-A Bowl against #21 Auburn.

Fall 2008 Depth Chart Position: First-team wide receiver

Overview: Tough possession wideout who can turn a completion into a big gain with yards after catch...has played in the shadow of Aaron Kelly at times, but his 95 career catches are sixth-most among active ACC players...eighth among active ACC players in career receiving yards (1,018) and sixth in career touchdown receptions (7)...veteran of 37 career games, as he has missed just one game (South Carolina in 2005 due to illness)...started 14 games the last two years, including six in 2006 and eight in 2007...native of Alabama who will be excited for the season-opener in the Georgia Dome...has played well in three bowl games; he has nine catches for 107 yards and a touchdown...enters 2008 with a streak of nine straight games with at least two catches and has at least one in 21 of the last 22 games...has at least one catch in 29 of his 37 career games...has two career 100-yard games, as both took place in 2007 (Virginia Tech, Wake Forest)...named the top performer in the weight room among wide receivers for the 2008 spring practice.

2007: Seventh in the ACC in receptions per game, as he had 60 catches in 13 games...caught at least two passes in every game but the N.C. State game when he was shut out in 34 snaps...second on the team in receptions...his 60 receptions tied for eighth-most in Tiger history...terrific downfield blocker; he had 68.5 knockdown blocks, more than any other Tiger non-offensive lineman...had a team-season-high 15.5 knockdown blocks at Maryland...had nine knockdowns against Central Michigan and seven against #18 Boston College...offensive player-of-the-game by the coaches against #14 Virginia Tech, Wake Forest, and #18 Boston College, and special teams player-of-the-game against Central Michigan...exploded at midseason to jump from nowhere to seventh in the ACC in receptions per game...had just 13 catches in his first

Veteran Bios

five games, then had 47 in the last eight games, an average of 5.9 per game...had two games with double-figures in receptions...had 11 catches for 100 yards against #14 Virginia Tech, including a touchdown; the 11 receptions tied a team-season-high and tied for second-most in a game in Tiger history...had 10 catches for 89 yards against #18 Boston College; named SportsLine.com Player-of-the-Game...had his best game in a win when he had nine catches for 100 yards and a score against Wake Forest; he also had two carries for 22 yards...had four touchdown catches...played just 18 snaps at South Carolina when he was hit in the chest and had to leave the game; he spent the second half in the hospital...had at least four catches in six straight games from the Virginia Tech through Boston College games.

2006: Started six games and scored three touchdowns, including one in the Music City Bowl against Kentucky; he caught five passes for 49 yards and a touchdown...had a 22-yard touchdown catch at Boston College and had a 20-yard touchdown reception against N.C. State...had 25 catches, third-most on the team...fourth on the squad in reception yards and tied for the team lead in touchdown receptions...had one punt return for five yards...had four receptions for 51 yards at Boston College, his career-high in terms of yardage...had at least one catch in each of the last nine games...missed hauling in a catch in just two games, including against Florida Atlantic and the North Carolina game.

2005: Had 10 catches to finish tied for sixth on the team, including second among freshmen...had his best all-around game in the Champs Sports Bowl against Colorado when he had two receptions for 34 yards, one rush for five yards, and one kickoff return for 25 yards, good for 64 all-purpose yards; he also played a season-high 28 snaps...played 11 games as a freshman for 145 total snaps...missed the game at South Carolina with a sore back, but he came back to have his best game in the bowl game...had a season-high three receptions for 15 yards against #13 Miami (FL); he was named Subway Sub-of-the-Game by the Clemson radio network...had two catches against Temple for 24 yards, including a season-long 15-yard reception...played a season-high 20 snaps at N.C. State and against Temple...took on kickoff-return duties at the end of the regular season; he had three returns for 40 yards, all in his last four contests...played 145 snaps, one of 12 Tiger freshmen to play at least 100 snaps.

Before Clemson: Named to the **SuperPrep** Dixie team as the #7 prospect in Alabama...#82 wide receiver in the nation by **SuperPrep** and #85 wide receiver by Scout.com...#12 athlete in the nation and #21 prospect in Alabama by Rivals.com...**Max Emfinger** All-American as a senior at Spain Park High School...all-region selection...played wide receiver, tailback, quarterback, and defensive back...chosen to the Alabama-Mississippi All-Star game...committed to Clemson after attending the Tigers' football camp...totaled 338 receiving yards and six touchdowns as a junior...had 62 tackles and five interceptions as a junior...coached by Vince DiLorenzo...born Jun. 11, 1987...majoring in management.

Grisham 2006 Game-By-Game Stats

Date	Opponent	Snaps	Rec	Yds	Avg	TD	LG
9-2	Florida Atlantic	17	0	0	---	0	---
9-9	at Boston College	37	4	51	12.8	1	22
9-16	at Florida State	30	2	19	9.5	0	10
9-23	North Carolina	19	0	0	---	0	---
9-30	Louisiana Tech	13	1	12	12.0	0	12
10-7	at Wake Forest	*39	1	4	4.0	0	4
10-12	Temple	*19	1	6	6.0	0	6
10-21	Georgia Tech	27	2	25	12.5	0	16
10-26	at Virginia Tech	*47	3	34	11.3	0	20
11-4	Maryland	*41	3	28	9.3	0	12
11-11	N.C. State	*46	2	29	14.5	1	20
11-25	South Carolina	33	1	7	7.0	0	7
12-29	Kentucky	*47	5	49	9.8	1	19
Totals		415	25	264	10.6	3	22

* - start; Note: Had a punt return for five yards against Temple; had a blocked punt against Kentucky.



Tyler Grisham

Grisham 2007 Game-By-Game Stats

Date	Opponent	Snaps	Rec	Yds	Avg	TD	LG	Car	Yds	TD
9-3	Florida State	*41	3	26	8.7	0	10	0	0	0
9-8	Louisiana-Monroe	25	4	37	9.3	1	15	0	0	0
9-15	Furman	21	3	74	24.7	1	49	0	0	0
9-22	at N.C. State	*34	0	0	---	0	---	0	0	0
9-29	at Georgia Tech	26	3	38	12.7	0	25	0	0	0
10-6	Virginia Tech	80	11	100	9.1	1	27	0	0	0
10-20	Central Michigan	*35	4	59	14.8	0	36	0	0	0
10-27	at Maryland	58	4	32	8.0	0	16	0	0	0
11-3	at Duke	*36	4	51	12.8	0	42	2	1	0
11-10	Wake Forest	*49	9	100	11.1	1	30	2	22	0
11-17	Boston College	*58	10	89	8.9	0	26	1	5	0
11-24	at South Carolina	*18	3	23	7.7	0	9	1	4	0
12-31	Auburn	*57	2	24	12.0	0	20	1	8	0
Totals		538	60	653	10.9	4	49	7	40	0

* - start; Note: Had a two-point conversion reception against Virginia Tech.

Grisham Career Stats

Year	GP-S	Snaps	Rec	Yds	Avg	TD	LG	Car	Yds	PR	KOR
2005	11-0	145	10	101	10.1	0	28	1	5	0-0	4-65
2006	13-6	415	25	264	10.6	3	22	0	0	1-5	0-0
2007	13-8	538	60	653	10.9	4	49	7	40	0-0	0-0
Totals	37-14	1098	95	1018	10.7	7	49	8	45	1-5	4-65



61 Chris Hairston

OT • 6-6 • 315 • *So. • 1VL
Winston-Salem, NC • Carver HS

Hairston Fact: Only sophomore on the offensive side of the ball slated to be a 2008 starter.

Years Lettered: 2007

Bowl Participation: Starting offensive tackle in the 2007 Chick-fil-A Bowl against #21 Auburn.


Fall 2008 Depth Chart Position: First-team right offensive tackle

Overview: Sophomore right offensive tackle slated to move into the starting lineup...played 248 snaps in 10 games as a freshman...first Tiger signee from Winston-Salem, NC since Perry Tuttle, who was a freshman in 1978 and went on to earn All-America honors on the 1981 National Championship team...has played 248 snaps with 16 knockdown blocks in his career.

2007: Played 248 snaps in 10 games, with a career-high 75 snaps in the Chick-fil-A Bowl against #21 Auburn...had 16 knockdown blocks, including five intimidation blocks...had his best game against Wake Forest when he had an 84-percent grade with four knockdowns, including a team-season-tying-high three intimidation blocks...had an 89-percent grade at Duke in 28 snaps...played 19 snaps at South Carolina...played 22 snaps at N.C. State...played 31 snaps against Louisiana-Monroe...played 30 snaps and graded 83 percent against Central Michigan...eighth among Tiger offensive linemen in snaps.

2006: Red-shirted.

Before Clemson: First-team all-state by **AP** at Carver High School...Shrine Bowl selection...all-region and all-conference as a junior and senior...#27 prospect in the state by Rivals.com...#53 offensive tackle in the nation by Rivals.com...played his entire senior year as a 16-year-old...three-time letterman...first Tiger signee from Winston-Salem, NC since Perry Tuttle in 1978...had a 3.6 career GPA...coached by Keith Wilks...chose Clemson over Hampton and S.C. State...born Apr. 26, 1989...majoring in management.



25 Michael Hamlin

S • 6-3 • 205 • *Gr. • 3VL
Timmonsville, SC • Lamar HS

Hamlin Fact: Second-team preseason All-American by Phil Steele.

Years Lettered: 2005,06,07

Years Starter: 2005,06,07


Bowl Participation: Starting safety in the 2005 Champs Sports Bowl against Colorado; starting safety in the 2006 Music City Bowl against Kentucky; starting safety in the 2007 Chick-fil-A Bowl against #21 Auburn.

Fall 2008 Depth Chart Position: First-team CAT safety

Veteran Bios



Overview: Only Tiger in his fourth year as a starter...has started 30 games in the last three years...voted permanent defensive captain by his 2007 teammates...Second-Team All-ACC by AP/ACSMA, Rivals.com, and CollegeFootballNews.com in 2007...tied for eighth in Tiger history in career takeaways (12); he is just seven away from the record...second-most experienced secondary player on the team (1,855 snaps in 35 games)...has missed three games due to injury...opted to return for his senior year after considering turning pro...has seen his tackle total rise each year from 55 to 64 to 97...has had at least two interceptions each season...has 132 interception return yards...has a combined 29 tackles in the last two bowl games, including 15 in the 2006 Music City Bowl and 14 in the 2007 Chick-fil-A Bowl...has 20 passes defended in his career to lead all active Tigers...fourth among active ACC players in career tackles (216) and third in career interceptions (8)...named to the academic honor roll for the 2008 spring semester...#8 safety in the nation by **Lindy's**...second-team All-American and #2 strong safety in the nation by **Phil Steele**...third-team preseason All-American by **Sporting News**...first-team preseason All-ACC by **Athlon** and **Lindy's**...#45 senior in the nation by **Lindy's**...has a 37.5" vertical jump, tied for seventh-best on the team...his father, who played at Lamar High School (Timmonsville High's rival), holds the state record for interceptions in a game (5)...he and his brothers followed in their father's footsteps and all play defensive back...both of his brothers (Markee, Marquais) play for S.C. State and will play at Clemson in 2008...the Clemson vs. S.C. State game will mark the first time since 1981 that two brothers will play against each other in a Clemson game; the Richardsons (Jon (North Carolina), Mark (Clemson)) played against each other at Chapel Hill in 1981...received his degree from Clemson in May, 2008.



Michael Hamlin

helped limit it to 109 passing yards in regulation...first Tiger freshman to start in the secondary over the course of a season since Justin Miller (2002).

2004: Red-shirted.

Before Clemson: Finalist for Mr. Football in South Carolina...#11 safety in the nation by **Tom Lemming**...state defensive player-of-the-Year by **High School Sports Report**...all-state as a junior and senior...Shrine Bowl selection...#26 safety in the nation by CollegeFootballNews.com...A Player-of-the-Year as a junior and senior...all-region each of his last three years...all-state in all classifications as a senior...had 23 career interceptions, including a team-high four as a senior...member of the state championship baseball team as a junior...all-region in football, basketball, and baseball...threw three passes as a senior and two were touchdowns, including one to his brother in the state title game...had 20 catches for 290 yards and four scores...had 148 punt return yards and 179 kickoff return yards...from the same school that sent Tiger All-American Levon Kirkland to Clemson...BETA Club and FCA member...coached by J.R. Boyd...born Nov. 21, 1985...graduated in May, 2008 with a degree in management.

Hamlin 2005 Game-By-Game Stats

Date	Opponent	Snaps	Hit	Ast	Tot	TFL	Int	PBU
9-3	Texas A&M	22	1	0	1			
9-10	at Maryland	24	0	4	4			1
9-17	Miami (FL)	31	6	1	7			
9-24	Boston College	25	3	1	4			
10-1	at Wake Forest	29	3	0	3	1-1		
10-13	at N.C. State	*53	4	4	8			
10-22	Temple	*46	1	4	5			
10-29	at Georgia Tech	*52	3	3	6		1-31	
11-5	Duke	*59	2	2	4			
11-12	Florida State	*55	3	2	5		1-11	
11-19	at South Carolina	*53	3	3	6			
12-27	Colorado	*43	1	1	2			2
Totals		492	30	25	55	1-1	2-42	3

* - start

Hamlin 2006 Game-By-Game Stats

Date	Opponent	Snaps	Hit	Ast	Tot	TFL	Int	PBU
9-2	Florida Atlantic	*41	5	2	7		1-74	
9-9	at Boston College	*59	4	1	5	1-2		
9-16	at Florida State				DNP			
9-23	North Carolina				DNP			
9-30	Louisiana Tech				DNP			
10-7	at Wake Forest	*57	3	0	3			
10-12	Temple	*11	0	0	0			
10-21	Georgia Tech	*64	4	0	4	1-4		
10-26	at Virginia Tech	*69	5	2	7	1-1		
11-4	Maryland	*63	8	1	9	1-2	1-16	
11-11	N.C. State	*71	3	1	4			1
11-25	South Carolina	*72	5	5	10			2
12-29	Kentucky	*69	10	5	15	1-3		
Totals		576	47	17	64	5-12	2-90	3

* - start; Note: Had a recovered fumble against Florida Atlantic; had a caused fumble at Boston College; had a recovered fumble against Temple.

Hamlin 2007 Game-By-Game Stats

Date	Opponent	Snaps	Hit	Ast	Tot	TFL	Int	PBU
9-3	Florida State	*64	5	1	6			
9-8	Louisiana-Monroe	*60	6	0	6			
9-15	Furman	*74	4	1	5		1-0	2
9-22	at N.C. State	*44	3	2	5		1-0	
9-29	at Georgia Tech	*60	6	0	6		1-0	
10-6	Virginia Tech	*53	5	2	7			
10-20	Central Michigan	*53	5	3	8			1
10-27	at Maryland	*63	6	2	8			
11-3	at Duke	*55	5	4	9	1-4	1-0	1
11-10	Wake Forest	*68	5	3	8			
11-17	Boston College	*87	10	0	10			
11-24	at South Carolina	*52	2	3	5			2
12-31	Auburn	*54	11	3	14	2-6		
Totals		787	73	24	97	3-10	4-0	6

* - start; Note: Had a recovered fumble against Furman; had a two-point PAT return at N.C. State; had a caused fumble against Virginia Tech; had a recovered fumble at Maryland.

Hamlin Career Stats

Year	GP-S	Snaps	Hit	Ast	Tot	TFL	Sacks	Int	QP	PBU	CF-RF
2005	12-7	492	30	25	55	1-1	0-0	2-42	0	3	0-0
2006	10-10	576	47	17	64	5-12	0-0	2-90	0	3	1-2
2007	13-13	787	73	24	97	3-10	0-0	4-0	0	6	1-2
Totals	35-30	1855	150	66	216	9-23	0-0	8-132	0	12	2-4

2007: Had four interceptions and six pass breakups...tied for 24th in the ACC in tackles per game, including fifth among defensive backs...tied for seventh in the ACC in interceptions (4), one less than his brother Markee had at S.C. State; they had a personal dual; Markee tied for 14th in the nation in interceptions per game in FCS...second on the team in tackles (97)...won the coaches defensive player-of-the-game award against Georgia Tech and Central Michigan...intercepted a two-point conversion pass and returned it over 100 yards for two points at N.C. State, the first defensive score off an opponent's extra point in Tiger history...had an interception in three consecutive games (Furman, N.C. State, Georgia Tech)...had two pass breakups against Furman, giving him three passes defended...all over the field against #18 Boston College and Matt Ryan, as he had 10 tackles...had 14 tackles in the Chick-fil-A Bowl against #21 Auburn, including 11 first hits, before leaving the game with an injury...had at least five tackles in every game...had six tackles against #19 Florida State...had eight stops at Maryland and nine at Duke...played at least 44 snaps in every game...his 787 snaps were most among Tiger defenders.

2006: Had a team-high 15 tackles in the Music City Bowl against Kentucky...had 64 tackles in 10 games, sixth-most on the team and fifth on a per-game basis...winner of the Ironman Award for the defense...missed three games with a broken foot suffered in the fourth quarter at Boston College; he missed the Florida State, North Carolina, and Louisiana Tech games...came back to start at Wake Forest; he had three tackles in 57 snaps; his return was instrumental in Clemson securing a 10-point win over the eventual ACC Champion...had 10 tackles against South Carolina...had nine tackles, a tackle for loss, and 16-yard interception return against Maryland...had a 74-yard interception return against Florida Atlantic...tied for sixth in the ACC in recovered fumbles per game; he had two in 10 games...tied for the team lead in takeaways (4); he had two in the first game of the year when he had a recovered fumble and interception...defensive player-of-the-game by the coaches against Florida Atlantic.

2005: Had two tackles and a team-best two pass breakups in the Champs Sports Bowl against Colorado...had two interceptions for 42 yards...in his first career start, he had eight tackles at N.C. State...had an 11-yard interception return against #16 Florida State...had seven tackles against #13 Miami (FL); he



Veteran Bios



10 Cullen Harper

QB • 6-4 • 220 • *Gr. • 2VL
Alpharetta, GA • Sequoyah HS



C. Harper Fact: Led the ACC in passing efficiency in 2007, the first Tiger to do so since Mike Eppley in 1983.

Years Lettered: 2006,07

Years Starter: 2007

Bowl Participation: Starting quarterback in the 2007 Chick-fil-A Bowl against #21 Auburn.

Fall 2008 Depth Chart Position: First-team quarterback

Overview: Voted permanent captain of the Clemson offense by his 2007 teammates...Second-Team All-ACC by AP/ACSMA and Rivals.com after having thrown just 22 passes in his first two years...honorable mention All-American by CollegeFootballNews.com...#4 player in the ACC by CollegeFootballNews.com in 2007...established 22 records in 13 starts in 2007...first-team Strength All-American in 2007, the first Clemson quarterback to make that team since Woodrow Dantzler in 2001...ninth among active ACC players in career total offense (3,088)...fourth in the nation in interception avoidance in 2007...third among active ACC players in career touchdown passes (29)...his 29 career touchdown passes are fourth-most in school history...did not throw an interception in his first 165 career passes, a school record...#4 quarterback in the nation by Phil Steele, #6 by ESPN, and #6 by Lindy's...one of top 17 Heisman Trophy candidates in the nation by Athlon...first-team All-ACC by Lindy's and Phil Steele...son of Jeff Harper, a starting offensive lineman for Georgia's 1980 National Championship team; his father is in a sculpture of Vince Dooley on the Georgia campus; he is holding Dooley up on his shoulders after a Georgia win in 1980...graduated in May, 2008 with a degree in management.

2007: Led the ACC in passing efficiency (141.0), ahead of the 137.6 mark by Sean Glennon (Virginia Tech) and ahead of Matt Ryan of Boston College, the third pick of the NFL draft; Harper was 22nd in the nation...his most impressive stat might have been his 27-to-6 touchdown-to-interception ratio...second in the ACC in total offense per game (223.2)...completed 65.1 percent of his passes, second-best in the ACC...his completion percentage was second-best in Tiger history...had the best touchdown-to-interception ratio (27-to-6) in school history and led the ACC...second in passing touchdowns...his 27 touchdown passes were six more than the previous Tiger record and the same amount Charlie Ward had in 1993 when he won the Heisman Trophy...threw for 2,991 yards, second-most in Clemson history...set the Clemson record for touchdown passes in a game with five against both Louisiana-Monroe and Central Michigan...had 81 completions in his last three regular-season games, a school record for a three-game period...accounted for 30 touchdowns, including 27 passing and three rushing...got his season off to great start, as he led Clemson to a win over #19 Florida State in the season-opener by completing 14-24 passes for 160 yards and two touchdowns; he was the first Tiger quarterback in history to beat a top-20 team in his first career start...threw for 270 yards and five scores in his second start against Louisiana-Monroe; the five scoring passes are a Clemson record that he later tied...completed 16-19 passes for 266 yards and three touchdowns against Furman in his third start...threw for 268 and two touchdowns, as he led the offense to 608 yards of total offense in the fourth game, a 42-20 win at N.C. State; that was the most total offense in an ACC road game in school history...threw for 372 yards against #14 Virginia Tech, as he completed passes in 66 attempts, both school records...had his second five touchdown-pass game in a 70-14 win over eventual MAC Champion Central Michigan; he had a pass efficiency rating of 261.1, a school record...threw for 266 yards and three touchdowns against Wake Forest...led Clemson to a 23-21 victory at South Carolina;



Cullen Harper

he took the Tigers 61 yards in 2:09 for the winning field goal with no time left on the clock; he was 5-5 for 69 yards on the drive and overcame a third-and-18...had nine games with multiple touchdown passes...had eight games with at least 200 passing yards, including six games with at least 260 passing yards...led Clemson to nine wins in his first year as a starter, most by a first-year starter since DeChane Cameron in 1990.

2006: Clemson's backup quarterback all season...had impressive stats while playing behind starter Will Proctor...was 14-20 for 155 yards and two touchdowns without an interception...had a 168.1 passing efficiency...played four games; all four games were within the first seven games of the season...saw his most action against North Carolina; he was 5-7 for 46 yards and added 25 rushing yards...completed 4-6 passes for 31 yards and one touchdown against Louisiana Tech...was 4-4 for 71 yards and one touchdown against Temple.

2005: Played five snaps against Duke in his only appearance; he completed one pass for 15 yards in two attempts.

2004: Red-shirted.

Before Clemson: Played just two games at Sequoyah High School as a senior due to injury...threw for 1,123 yards, 14 scores, and a 50.0 completion percentage during a healthy junior year...All-Southeast Region selection by PrepStar...#28 pro-style quarterback in the nation by Rivals.com...#32 prospect in Georgia by Rivals.com...All-Dixie team member by SuperPrep...played quarterback in the Georgia North-South All-Star game in December of 2003...completed 15-24 passes for 203 yards and a touchdown in his two games as a senior...Chick-fil-A Back-of-the-Week as a senior...Spirit of Sequoyah Award winner as a senior...Super Southern top-100 prospect...top-50 player in Georgia by Atlanta Constitution...Elite 11 quarterback finalist...coached by Sid Maxwell...son of Jeff Harper, a starting offensive lineman on Georgia's 1980 National Championship team...chose Clemson over Auburn, Georgia Tech, and South Carolina...born Oct. 1, 1985...graduated in May, 2008 with a degree in management.

Tiger Records Set By Harper in 2007

• TD passes in a quarter:	4 vs. Central Michigan
• TD passes in a half:	4 vs. Louisiana-Monroe, Central Michigan
• Completions in a game:	38 vs. Virginia Tech
• Consecutive completions in a game:	15 vs. Central Michigan
• Pass attempts in a game:	66 vs. Virginia Tech
• Completion percentage in a game:	90.9 (20-22) vs. Central Michigan
• TD passes in a game:	5 vs. Louisiana-Monroe, Central Michigan
• Passing efficiency in a game:	261.1 vs. Central Michigan
• Total offense plays in a game:	77 vs. Virginia Tech
• Completions in consecutive games:	58 vs. Virginia Tech, Central Michigan
• Touchdown passes in consecutive games:	*8 vs. Louisiana-Monroe, Furman
• Completions in three consecutive games:	81, Wake Forest, Boston College, South Carolina
• TD passes in three consecutive games:	*10, Florida State, Louisiana-Monroe, Furman
• TD passes in four consecutive games:	12 (two times)
• Consecutive games with multiple TD passes:	5
• Consecutive games with a TD pass:	*6
• TD passes in a season:	27
• TD passes/game in a season:	2.08
• TD/INT ratio in a season:	4.5/1
• TD passes within first 100 career attempts:	13
• Passes without an INT:	165
• Passes without an INT to start career:	165

* - tied school record

Harper's Tiger Firsts

- First quarterback with consecutive pass efficiency games of at least 200
- First quarterback to beat a top-25 ranked team in first career start (#19 Florida State)
- First quarterback to win first four games as a starter since Chris Morocco (1988,89)
- First quarterback to win nine games in his first year as a starter since DeChane Cameron won 10 (1990)

Harper's Standings

Clemson Record Book 2007 Season

- #1 in passing touchdowns (27)
- #1 in TD/INT ratio (4.5/1)
- #2 in completions (282)
- #2 in completion percentage (65.1)
- #2 in INT avoidance (1/72)
- #2 in passing yards (2,991)
- #2 in passing yards per game (230.1)
- #2 in passing attempts (433)
- #2 in 200-yard passing games (8)

Career

- #1 in completion percentage (65.3)
- #1 in passing efficiency (142.0)
- #1 in INT avoidance (1/76)
- #4 in passing touchdowns (29)
- #6 in completions (297)
- #10 in passing attempts (455)
- #10 in touchdown responsibility (32)
- #11 in passing yards (3,161)

Veteran Bios



C. Harper 2007 Game-By-Game Stats

Date	Opponent	Snaps	C-A-I	Yds	TD	Car	Yds	TD	PL	Tot
9-3	Florida State	*70	14-24-0	160	2	6	6	0	30	166
9-8	Louisiana-Monroe	*44	20-26-0	270	5	1	1	0	27	271
9-15	Furman	*44	16-19-0	266	3	6	-40	0	25	226
9-22	at N.C. State	*97	25-39-0	268	2	2	3	0	41	271
9-29	at Georgia Tech	*79	17-39-1	194	0	9	-37	0	48	157
10-6	Virginia Tech	*95	38-66-2	372	2	11	-4	0	77	368
10-20	Central Michigan	*66	20-22-1	273	5	5	7	0	27	280
10-27	at Maryland	*91	20-26-0	179	2	5	12	0	31	191
11-3	at Duke	*47	17-26-0	184	2	4	-27	1	30	157
11-10	Wake Forest	*73	27-35-0	266	3	3	7	1	38	273
11-17	Boston College	*72	26-40-1	226	0	6	-17	1	46	209
11-24	at South Carolina	*89	28-38-1	229	1	5	3	0	43	232
12-31	Auburn	*75	14-33-0	104	0	8	-3	0	41	101
Totals		942	282-433-6	2991	27	71	-89	3	504	2902

* - start

C. Harper Career Stats

Passing

Year	GP-S	Snaps	Cm	Att	Int	Yds	TD	LG	Pct	Y/A	Y/C	Y/G	Eff
2005	1-0	5	1	2	0	15	0	15	50.0	7.50	15.0	15.0	113.0
2006	4-0	75	14	20	0	155	2	39	70.0	7.75	11.1	38.8	168.1
2007	13-13	942	282	433	6	2991	27	68	65.1	6.91	10.6	230.1	141.0
Totals	18-13	1022	297	455	6	3161	29	68	65.3	6.95	10.6	175.6	142.0

Rushing & Total Offense

Year	Car	Net	Y/C	Y/G	TD	LG	PL	Tot	TDR	Y/G
2005	1	-4	-4.0	-4.0	0	-4	3	11	0	11.0
2006	5	20	4.0	5.0	0	14	25	175	2	43.8
2007	71	-89	-1.3	-6.8	3	18	504	2902	30	223.2
Totals	77	-73	-0.9	-4.1	3	18	532	3088	32	171.6



71 Barry Humphries

OL • 6-3 • 295 • *Jr. • 2VL
Anderson, SC • Belton-Honea Path HS



Humphries Fact: Second on the team in knockdown blocks in 2007.

Years Lettered: 2006,07

Bowl Participation: Reserve offensive guard in the 2007 Chick-fil-A Bowl against #21 Auburn.

Fall 2008 Depth Chart Position: First-team right offensive guard

Overview: Not officially a returning starter from 2007 because five other offensive linemen started more games, but he is second among active offensive linemen in experience...started seven games at center or guard and is listed as the starting right guard entering 2008...played 705 snaps in 2007, fourth among Clemson offensive linemen...has great versatility, as that will be important for the Tigers' young offensive line in 2008...strongest player on the team in many categories...leads the team in the bench press (460), 225 reps (38), squat lift (635), and total weight lifted in all categories (1,745)...fifth in the hang clean (360)...has played 789 career snaps in 17 games, including seven as a starter, and has 103 knockdown blocks.

2007: Second on the team in knockdown blocks (86.5)...started seven games, including five at center and two at right guard...started each of the first five games at center, then started the Duke and Boston College games at right guard...led the team in snaps against #19 Florida State and had a team-high 9.5 knockdown blocks...led the team in knockdowns with 10.5 at Duke; he also totaled a team-high 53 snaps...led the team in knockdowns (8.5) against #18 Boston College, as he graded 81 percent...had an average grade of 75 percent for the year...had an 81-percent grade against Furman and 81-percent grade against #18 Boston College...graded 80 percent against Wake Forest in 35 snaps as a reserve...had 8.5 knockdowns at Maryland and 7.5 against #14 Virginia Tech...played at least 35 snaps in 11 games...played 705 snaps...graded at least 75 percent in each of the last five games of the regular season; he had just three games of at least 75 percent over the first seven games.

2006: Second-team center who played 84 snaps...productive in his limited appearances...had 16.5 knockdown blocks and four intimidation blocks...had 6.5 knockdowns in 21 snaps against Temple...graded 80 percent in 10 snaps against Florida Atlantic...had 5.5 knockdowns in 26 snaps against North Carolina...played a season-high 27 snaps against Louisiana Tech; he had 3.5 knockdowns...averaged a knockdown block every 5.09 snaps, best on the team.

2005: Red-shirted.

Before Clemson: Captain of the South Carolina Shrine Bowl team...played offensive guard and tackle at Belton-Honea Path High School, but played center in the Shrine Bowl, his first game at that position...named to the **SuperPrep** Mid-Atlantic team as the #7 prospect in South Carolina...consensus all-state pick as a senior by **AP**, **The State**, and **High School Sports Report**...**Anderson Independent** Lineman-of-the-Year as a junior and senior...#36 offensive lineman in the nation by **CollegeFootballNews.com**...#88 prospect on the East Coast by **SuperPrep**...**SuperPrep** All-American as the #22 offensive lineman in the nation...#4 center in the nation and #7 prospect in South Carolina by **Rivals.com**...led his team to a 15-0 record and the state AAA title as a senior...#22 on **Spartanburg Herald-Journal's** Fab-50 list...all-state as a junior and senior...all-region three times...state champion in the discus as a junior and senior, and runner-up as a sophomore...all-state in track as a junior and senior...coached by Wayne Green, who was Coach David Blackwell's high school coach at Berea High in Greenville, SC...chose Clemson over Maryland, South Carolina, Tennessee, and Virginia Tech...born Nov. 4, 1986...majoring in sociology.



55 Bobby Hutchinson

OG • 6-3 • 305 • *Sr. • 2VL
Greenville, FL • Madison County HS



Hutchinson Fact: Played a career-high 37 snaps in Clemson's win over #19 Florida State in 2007.

Years Lettered: 2006,07

Bowl Participation: Special teams player in the 2007 Chick-fil-A Bowl against #21 Auburn.


Fall 2008 Depth Chart Position: Co-second-team right offensive guard

Overview: Reserve offensive guard and center the last three years who will challenge for playing time at right guard...played center his first two years, but move to guard in 2007...senior who has been in big games, including the 24-18 win over #19 Florida State when he was pressed into service...one of just two seniors on the offensive line in 2008, but he is the only senior who has played on the line for more than one year...one of the more active Tigers in community service; he participated in Big Thursday on Tuesday and Paster's Day Off...participated in Boy Scout Day for Boy Scouts of American, and was a speaker at Speak up for Child Gala, Mauldin Church, and Six Mile Middle School...has 23 knockdown blocks in 233 career snaps...has played 18 games, all off the bench.

2007: Had a big impact in Clemson's win over #19 Florida State; he played a career-high 37 snaps after offensive guard Thomas Austin suffered an injury; he played almost every snap during the second half; named Subway Sub-of-the-Game by the Clemson radio network...played 11 games, including nine games on offensive scrimmage plays...missed the Wake Forest and Boston College games in November due to injury...played special teams at South Carolina and blocked on Mark Buchholz's game-winning 35-yard field goal as time expired...had his highest film grade against Central Michigan when he played 28 snaps and graded 82 percent...had 5.5 knockdown blocks at Duke when he graded 81 percent in 22 snaps...had a 78-percent grade in 24 snaps against Louisiana-Monroe...had 14 knockdown blocks in his 174 snaps...averaged 15.8 snaps in his 11 games.

2006: Played four games for a total of 37 snaps...had six knockdown blocks, including three against North Carolina in 11 snaps...played 12 snaps against Louisiana Tech and nine against Temple...played five snaps against Florida Atlantic.

2005: Played three games for 22 snaps at center...played three snaps at N.C. State, then played nine snaps against Temple...played 10 snaps against Duke...had a 77-percent grade in his nine snaps



Bobby Hutchinson

Veteran Bios

against Temple...had a 70-percent grade in 10 snaps against Duke, but had three knockdown blocks, including two intimidation blocks (second-most on the team)...had three knockdowns on the year.

2004: Red-shirted...worked at guard and center.

Before Clemson: Rated as the #12 center in the nation by [Rivals.com](#)...All-Dixie team member by [SuperPrep](#)...all-region by [PrepStar](#)...played in the Florida-California All-Star game...three-year starter...all-state and All-Big Bend...All-Florida Varsity pick...team captain...played in two state title games...coached by Frankie Carroll...chose Clemson over Florida State and Syracuse...born Feb. 20, 1985...majoring in sport management.



91 Rashaad Jackson

DT • 6-2 • 280 • *Sr. • 3VL
Union, SC • Union HS



Ra. Jackson Fact: First among active Tigers in career tackles for loss (16.5).

Years Lettered: 2005,06,07

Years Starter: 2007

Bowl Participation: Reserve defensive tackle in the 2005 Champs Sports Bowl against Colorado; starting defensive tackle in the 2006 Music City Bowl against Kentucky; starting defensive tackle in the 2007 Chick-fil-A Bowl against #21 Auburn.

Fall 2008 Depth Chart Position: First-team defensive tackle

Overview: One of the leaders of the defense and entire team...starting defensive tackle in 10 games who has played 37 career games...has had some injury problems at times, but has missed just one game in his career...had seven tackles for loss among his 37 stops in 2007, giving him 16.5 in his career...puts good pressure on the quarterback; he has 26 career quarterback pressures...first-team freshman All-American in 2005 when he helped the Tigers to a top-25 finish...has played on two top-25 teams in his career...has 102 career tackles in 990 snaps...named to the ACC Academic Honor Roll in 2006-07 when he had over a 3.0 GPA in both semesters...first-team freshman All-American in 2005 when he had 39 tackles...fine basketball player in high school who played on the same team as current Clemson starting center Trevor Booker...has played well in bowl games in his career; he had five tackles, including two tackles for loss, against Colorado in 2005, had three tackles and a tackle for loss against Kentucky in 2006, and had five tackles and two tackles for loss against Auburn in 2007; so he has 13 tackles, including five tackles for loss, in three bowl games.

2007: Started 10 games at defensive tackle...played just five snaps against #19 Florida State due to injury...had a tackle for loss against #19 Florida State, as it was named the Steadman Hawkins Bone-Crushing Hit-of-the-Day by the Clemson radio network...had a season-high five tackles on four occasions (Furman, Georgia Tech, #14 Virginia Tech, #21 Auburn)...had two tackles for loss at Georgia Tech when he played a career-high 50 snaps...had two tackles for loss and two quarterback pressures in the Chick-fil-A Bowl against #21 Auburn...had four tackles and a season-high three quarterback pressures at N.C. State...had his only sack against #18 Boston College...had four tackles against Wake Forest...played just seven snaps at Maryland due to injury and then missed the Duke game...came off the bench against Wake Forest and #18 Boston College, but was back in the starting lineup at South Carolina...started each of the first eight games...had just one sack, but had 14 quarterback pressures, third-most on the team.


2006: Reserve defensive tackle who had at least one tackle in 11 games...had 26 tackles, including a high of five in 21 snaps against #13 Georgia Tech...had four tackles in 38 snaps against N.C. State...played just four snaps against Florida Atlantic due to a sprained knee, but played 23 snaps at Boston College...had three tackles in 25 snaps off the bench at #9 Florida State...played at least 15 snaps in every game but the first game...played 36 snaps in a start in the Music City Bowl against Kentucky.

2005: Co-winner of the defensive rookie-of-the-year award by the coaches...first-team freshman All-American by [CollegeFootballNews.com](#)...second-team freshman All-American by [Rivals.com](#)...honorable mention freshman All-American by [Sporting News](#)...first-team freshman All-ACC by [Sporting News](#)...fourth among Tiger freshmen in snaps (306), including second among freshman defenders...had 39 tackles, including 8.5 tackles for loss and 1.5 sacks; his 8.5 tackles for loss were fourth-most on the team and most among defensive tackles...had

15 tackles and 3.5 tackles for loss in the last three games...his 39 tackles were 10th-most on the team, quite an accomplishment considering he started just one game and averaged just 25 snaps per game...had five tackles in the Champs Sports Bowl against Colorado; he added two tackles for loss and a sack...second among non-starters in tackles behind C.J. Gaddis...top tackler among defensive tackles...made many strong plays, but one stands out; he had a pass deflection on what proved to be South Carolina's last offensive play; he deflected the ball to Charles Bennett, who made the interception; Clemson ran out the clock and claimed the 13-9 win over the #19 Gamecocks; also had five tackles, a recovered fumble, and tackle for loss in 29 snaps...had five tackles, including half a sack, against #16 Florida State; he had 10 tackles in the two wins over top-20 teams to close the regular season...had a season-high six tackles against #25 Boston College, including two tackles for loss...made his only start at Georgia Tech...had three tackles in 13 snaps against #17 Texas A&M.

2004: Red-shirted.

Before Clemson: Three-year starter at Union High School...three-time all-conference pick...all-state as a senior...Shrine Bowl selection...listed in the [High School Sports Report](#) top 100...top-20 player in South Carolina by [Rivals.com](#)...coached by Mike Anthony...born Jan. 25, 1985...majoring in community recreation management.



Rashaad Jackson

Ra. Jackson 2007 Game-By-Game Stats

Date	Opponent	Snaps	Hit	Ast	Tot	TFL	Sacks	QP
9-3	Florida State	*5	1	0	1	1-4		2
9-8	Louisiana-Monroe	*37	2	1	3			1
9-15	Furman	*30	3	2	5			1
9-22	at N.C. State	*32	2	2	4			3
9-29	at Georgia Tech	*50	5	0	5	2-3		
10-6	Virginia Tech	*35	5	0	5			2
10-20	Central Michigan	*29	0	0	0			1
10-27	at Maryland	*7	0	0	0			
11-3	at Duke					DNP		
11-10	Wake Forest	30	3	1	4	1-3		1
11-17	Boston College	40	2	1	3	1-12	1-12	
11-24	at South Carolina	*26	0	2	2			1
12-31	Auburn	*48	4	1	5	2-5		2
Totals		369	27	10	37	7-27	1-12	14

* - start

Ra. Jackson Career Stats

Year	GP-S	Snaps	Hit	Ast	Tot	TFL	Sacks	Int	QP	PBU	CF-RF
2005	12-1	306	20	19	39	8-5.23	1.5-7	0-0	2	2	0-1
2006	13-1	315	14	12	26	1-2	0-0	0-0	10	2	0-0
2007	12-10	369	27	10	37	7-27	1-12	0-0	14	2	0-0



19 Richard Jackson

P/PK • 5-11 • 190 • *So. • SQ
Greer, SC • Riverside HS



Ri. Jackson Fact: Clemson's first [Parade](#) high school All-America kicker since Chris Gardocki in 1988.

Fall 2008 Depth Chart Position: Second-team punter

Overview: Second-string punter and placekicker in 2007 who is listed as second-team punter in 2008...has experience at both positions...listed as the backup punter, but he has yet to punt in a game at Clemson...has made two extra points...kicked a 35-yard field goal in his only attempt in the Spring Game...has played three career games...[Parade](#) All-American in high school

Veteran Bios



who received national acclaim on **ESPN** when he kicked a 64-yard field goal as a senior.

2007: Appeared in three games...had one kickoff against Louisiana-Monroe and one against Central Michigan...made his only extra-point attempts against both Central Michigan and Duke...did not attempt a punt even though he was the backup punter.

2006: Red-shirted.

Before Clemson: Averaged 46 yards per punt as a senior at Riverside High School...**Parade** All-American, the first **Parade** All-America kicker to come to Clemson since Chris Gardocki in 1988...#3 placekicker in the nation by [Rivals.com](#)...first-team All-American by EA Sports...#11 prospect in South Carolina by [Rivals.com](#)...#10 kicker in the nation by [Scout.com](#)...#7 prospect in the state by **The State**...#16 prospect in the state by **SuperPrep**...Shrine Bowl selection...South Carolina High School Coaches Association Special Teams Player-of-the-Year...first-team all-state by **The State**...8-11 on field goals as a junior with a long of 50 yards and averaged 44 yards per punt...set the state record with a 64-yard field goal as a senior; his kick was featured as one of the plays-of-the-week on **ESPN**; also made a 47-yard field goal in that game...high school teammate of fellow Tiger Michael Wade...coached by Don Frost...chose Clemson over Georgia, Louisiana State, Maryland, and Texas A&M...born Aug. 9, 1987...majoring in financial management.

Ri. Jackson Career Stats

Year	GP-S	11-29	30-39	40-49	50+	Tot	HB	LG	PAT	Pts
2007	3-0	0-0	0-0	0-0	0-0	0-0	--	---	2-2	2



99 Jarvis Jenkins

DT • 6-4 • 300 • So. • 1VL
Clemson, SC • D.W. Daniel HS



Jenkins Fact: Recorded a sack in his first career game against #19 Florida State.

Years Lettered: 2007

Fall 2008 Depth Chart Position: Reserve defensive tackle

Overview: Played as a first-year freshman during the 2007 season; he will be a factor on the defensive front for years to come...will challenge for playing time at defensive tackle behind Rashaad Jackson and Jamie Cumbie...went on a mission trip to New Orleans, LA and participated in Solid Green Campus Cleanup Day at Clemson...named to the academic honor roll for the 2008 spring semester...native of Clemson who attended nearby D.W. Daniel High School; he is the first Tiger gridder from Daniel High since Kyle Young (1998-01).

2007: Had a sack in his first career game against #19 Florida State; he played just three snaps, but he had an impact...had two tackles in 23 snaps against Furman and two tackles in six snaps at Georgia Tech...played 13 snaps and had one tackle against Wake Forest...one of eight Tiger freshmen to play at least 100 snaps...missed the Virginia Tech, South Carolina, and Auburn games.

Before Clemson: Rated as the #27 defensive tackle in the nation and member of the Rivals 250 by [Rivals.com](#)...#25 defensive tackle in the nation by [Scout.com](#)...All-American by **PrepStar** as a senior at D.W. Daniel High School...#10 prospect in South Carolina by [Rivals.com](#)...#12 prospect in South Carolina by **SuperPrep**...#9 prospect in the state by [TigerIllustrated.com](#)...#8 prospect in the state by [CUTigers.com](#)...had 79 tackles and four blocked kicks as a senior...South Carolina Coaches Association Upperstate AAA Lineman-of-the-Year as a senior...**Daily Journal/Messenger** Player-of-the-Year as a senior...three-time **Pickens Sentinel** All-County pick...Shrine Bowl selection...**AP** All-State selection as a senior...All-Western AAA pick as a senior...had 50 tackles and one recovered fumble as a junior...three-time all-region selection...two-time all-region pick in basketball...all-region in the shot put and discus...from the same high school that sent former Tiger All-American Kyle Young to Clemson...recruited by Brad Scott...chose Clemson over Georgia, North Carolina, South Carolina, and Tennessee...born Apr. 24, 1988...majoring in sociology.

Jenkins Career Stats

Year	GP-S	Snaps	Hit	Ast	Tot	TFL	Sacks	Int	QP	PBU	CF-RF
2007	10-0	100	3	5	8	1-5	1-5	0-0	1	0	0-0



80 Aaron Kelly

WR • 6-5 • 190 • *Sr. • 3VL
Marietta, GA • Walton HS



Kelly Fact: Needs just three touchdown receptions to break Clemson's 57-year-old record of 18 by Glenn Smith (1949-51).

Years Lettered: 2005,06,07

Years Starter: 2005,06,07

Bowl Participation: Starting wide receiver in the 2005 Champs Sports Bowl against Colorado; reserve wide receiver in the 2006 Music City Bowl against Kentucky; starting wide receiver in the 2007 Chick-fil-A Bowl against #21 Auburn.

Fall 2008 Depth Chart Position: First-team wide receiver

Overview: One of the top wide receivers in the nation...on the verge of establishing some noteworthy Clemson career records...needs just three receptions to become Clemson's career leader; he has 165 (Derrick Hamilton had 167)...needs just three touchdowns to break the 57-year-old record held by Glenn Smith; Kelly has 16 and Smith had 18 (1949-51)...his 16 career touchdowns are tied for third-most in school history...just the third Tiger to have a 1,000-yard season...has 2,011 career receiving yards, seventh-most in Tiger history and first among active ACC players in career receptions...second among active ACC players in career receiving yards (2,011); he and Greg Carr (Florida State) are only active ACC players with at least 2,000 receiving yards...has 16 career touchdown receptions, second among active ACC players...second-team preseason All-American by **Athlon** and third-team All-American by **Phil Steele**...#6 wide receiver in the nation by **Lindy's** and #7 by **Phil Steele**...first-team preseason All-ACC by **Athlon**, **Phil Steele**, and **Lindy's**...#3 player in the ACC by **Lindy's** and #27 senior in the nation by [NFLDraftScout.com](#)...has four career 100-yard receiving games...stepped up his receiving stats in 2007 after the graduation of All-ACC wideout Chansi Stuckey; he increased his receptions from 30 to 88 and his yardage from 355 to 1,081; his touchdowns went from three in 2006 to 11 in 2007...has 22 starts in 38 career games...has not missed a game in three years...has caught at least one pass in 21 straight games and 37 of his 38 career games; the only game he did not catch a pass was in 2006 against Louisiana Tech, a game in which Clemson had over 300 rushing yards...has 14 receptions in the last three bowl games, including four catches for 36 yards in the Champs Sports Bowl against Colorado, six catches for 66 yards in the Music City Bowl against Kentucky, and four catches for 36 yards in the Chick-fil-A Bowl against #21 Auburn...has a 37.5" vertical jump, tied for seventh-best on the team...named to the academic honor roll for the 2008 spring semester.

2007: First-Team All-ACC by **AP/ACSMA**, [CollegeFootballNews.com](#), and [Rivals.com](#)...honorable mention All-American by [CollegeFootballNews.com](#) and **Pro Football Weekly**...top wideout in the ACC by [CollegeFootballNews.com](#) and #16 player in the ACC...set Tiger season records for receptions (88) and touchdown catches (11)...led the ACC in receiving yards per game (83.2)...led the ACC in receiving touchdowns (11) and was sixth in total touchdowns...second in the ACC and 19th in the nation in receptions per game; he had 88 catches in 13 games...28th in the nation in receiving yards per game...had 1,081 receiving yards, just three yards away from establishing a Tiger single-season record...third Tiger in history to record a 1,000-yard receiving season...established the Clemson single-season record for receptions with 88, four more than Rod Gardner had in 1999...second in the ACC in receptions per game (6.77); he broke Gardner's Clemson record in that area...had three 100-yard receiving games, including back-to-back games against #14 Virginia Tech and Central Michigan...had 11



Aaron Kelly

Veteran Bios

catches for 174 yards against #14 Virginia Tech; the yardage total is third-best in Clemson history...had 10 receptions for 93 yards against Wake Forest... will live in the memory of Tiger fans for many years when he had nine receptions for 134 yards at South Carolina; he had four catches for 70 yards on the final drive to the game-winning field goal by Mark Buchholz; named Clemson's offensive MVP against South Carolina...had two touchdown catches in three different games (Central Michigan, Duke, Wake Forest)...led the team in receptions in 11 games.

2006: Clemson's top pass catcher in the Music City Bowl against Kentucky with six catches for 66 yards and a touchdown; he made a leaping catch in the corner of the endzone for the Tigers' last touchdown...second-leading wide receiver on the squad, the second straight year he was #2 on the team in receptions behind First-Team All-ACC wide receiver Chansi Stuckey...had 30 catches...had five catches for 51 yards at #9 Florida State...had at least one catch in every game but the Louisiana Tech contest...had touchdown catches against Florida Atlantic, Wake Forest, and Kentucky; the Wake Forest game was his most productive game in terms of yardage, as he had five catches for 91 yards and a touchdown; the touchdown tied the score 17-17 in the fourth quarter.

2005: Second on the team in receptions (47) and receiving yards (575); his reception-yardage total was ninth-best in ACC history by a freshman and just 110 yards short of the Clemson freshman record...ACC All-Freshman team pick by **Sporting News**...top freshman wideout in the ACC in terms of receptions and second among freshmen in receiving yards...ninth in the ACC in receptions per game (3.9)...13th in the ACC in receiving yards per game (47.9)...had 155 receiving yards against Temple, the third-highest total by an ACC player and most by a Clemson freshman in history; he added seven receptions and one touchdown...second on the team in snaps (440) among freshmen, including first among freshman offensive players...led the team in kickoff return average and yardage...third on the team in all-purpose yards (849)...played at least 29 snaps in every game even though he started just four games...had at least one reception in every game, becoming the first freshman in Clemson history to have at least one catch in every game; he actually had at least two catches in every game...his 47 receptions were second-most in Clemson history for a freshman...had exactly four catches in each of the first three games...had five catches for 38 yards in a starting assignment against #25 Boston College...had just two receptions for 13 yards against #16 Florida State, but one was a diving grab in the corner of the endzone that was changed to a catch after a review... had five catches for 68 yards at #19 South Carolina...contributed on kickoff returns in the last five games; he had a 26.6-yard average on 10 returns...had a team-season-long 81-yard kickoff return at Georgia Tech...had four catches for 36 yards in the Champs Sports Bowl against Colorado; he had two kickoff returns for 37 yards and two punt returns for seven yards for 80 all-purpose yards.

2004: Red-shirted.

Before Clemson: Had 55 catches for 955 yards and 17 touchdowns as a senior at Walton High School...averaged 19 yards on punt returns and had 1,591 all-purpose yards as a senior...lettered three times in football and twice in basketball...AAAAA First-Team All-State as a senior...first-team All-Cobb County...Cobb County Player-of-the-Year by the Cobb County Touchdown Club and **Marietta Daily Journal**...his team had an 11-1 record and won the region championship...coached by Ed Dudley...chose Clemson over Duke, N.C. State, and Wake Forest...has a twin brother Avery...born Apr. 2, 1986...majoring in management.

Kelly 2005 Game-By-Game Stats

Date	Opponent	Snaps	Rec	Yds	Avg	TD	LG	Car	Yds	KOR
9-3	Texas A&M	49	4	48	12.0	0	22	0	0	
9-10	at Maryland	*29	4	26	6.5	0	11	0	0	
9-17	Miami (FL)	35	4	40	10.0	0	12	0	0	
9-24	Boston College	*34	5	38	7.6	0	16	0	0	
10-1	at Wake Forest	*40	2	13	6.5	0	8	0	0	
10-13	at N.C. State	39	5	81	16.2	0	35	0	0	
10-22	Temple	30	7	155	22.1	1	41	0	0	
10-29	at Georgia Tech	39	2	7	3.5	0	6	0	0	1-81
11-5	Duke	30	3	50	16.7	0	18	0	0	3-47
11-12	Florida State	40	2	13	6.5	1	9	0	0	3-72
11-19	at South Carolina	33	5	68	13.6	0	27	0	0	1-29
12-27	Colorado	*42	4	36	9.0	0	23	0	0	2-37
Totals		440	47	575	12.2	2	41	0	0	10-266

* - start; Note: Had a punt return for one yard against Temple; had two punt returns for seven yards against Colorado.

Kelly 2006 Game-By-Game Stats

Date	Opponent	Snaps	Rec	Yds	Avg	TD	LG
9-2	Florida Atlantic	32	2	21	10.5	1	14
9-9	at Boston College	*42	2	43	21.5	0	31
9-16	at Florida State	29	5	51	10.2	0	18
9-23	North Carolina	*27	3	17	5.7	0	10
9-30	Louisiana Tech	23	0	0	---	0	---
10-7	at Wake Forest	48	5	91	18.2	1	41
10-12	Temple	*32	1	17	17.0	0	17
10-21	Georgia Tech	*46	1	17	17.0	0	17
10-26	at Virginia Tech	32	1	5	5.0	0	5
11-4	Maryland	*42	1	7	7.0	0	7
11-11	N.C. State	46	2	11	5.5	0	8
11-25	South Carolina	29	1	9	9.0	0	9
12-29	Kentucky	40	6	66	11.0	1	20
Totals		468	30	355	11.8	3	41

* - start

Kelly 2007 Game-By-Game Stats

Date	Opponent	Snaps	Rec	Yds	Avg	TD	LG	PR	KOR
9-3	Florida State	*56	5	98	19.6	1	41		1-21
9-8	Louisiana-Monroe	*37	3	17	5.7	1	12		
9-15	Furman	*36	6	79	13.2	1	23		
9-22	at N.C. State	*56	8	95	11.9	0	25		
9-29	at Georgia Tech	*65	6	53	8.8	0	22		1-12
10-6	Virginia Tech	*87	11	174	15.8	1	32		
10-20	Central Michigan	*46	7	121	17.3	2	63		
10-27	at Maryland	*63	5	54	10.8	1	27		
11-3	at Duke	*41	6	57	9.5	2	19	1-8	1-17
11-10	Wake Forest	*57	10	93	9.3	2	16		2-38
11-17	Boston College	*67	8	70	8.8	0	21		
11-24	at South Carolina	*80	9	134	14.9	0	26		
12-31	Auburn	*65	4	36	9.0	0	27		
Totals		756	88	1081	12.3	11	63	1-8	6-115

* - start

Kelly Career Stats

Year	GP-S	Snaps	Rec	Yds	Avg	TD	LG	Car	Yds	PR	KOR
2005	12-4	440	47	575	12.2	2	41	0	0	3-8	10-266
2006	13-5	468	30	355	11.8	3	41	0	0	0-0	0-0
2007	13-13	756	88	1081	12.3	11	63	0	0	1-8	6-116
Totals	38-22	1664	165	2011	12.2	16	63	0	0	4-16	16-382



3 Willy Korn

QB • 6-2 • 215 • *Fr. • RS
Lyman, SC • James F. Byrnes HS

Korn Fact: Had a 179.1 pass efficiency rating in his two games in 2007.

Fall 2008 Depth Chart Position: Second-team quarterback

Overview: Red-shirt freshman quarterback who was the backup in first three games of 2007 as a first-year freshman...suffered a shoulder injury against Furman and did not play the rest of the season; he received a medical hardship, as he played just two games...was healthy in the spring and completed 14-25 passes in the Spring Game...listed as second-team quarterback behind Cullen Harper entering 2008...**ESPN** top-150 player in high school who played in the U.S. Army All-American game...threw 125 touchdown passes in his career at James F. Byrnes High School...came to Clemson in January of 2007...has been on the academic honor roll in each of his first three semesters...named the top performer in the weight room among quarterbacks for the 2008 spring practice.

2007: Played 22 snaps against Louisiana-Monroe and had 69 yards of total offense in his first career performance; he also completed 6-8 passes for 49 yards and added eight carries for 20 yards, including a touchdown run... Subway Sub-of-the-Game against Louisiana-Monroe by the Clemson radio network...completed 2-3 passes for 51 yards and a touchdown against Furman; he threw a 42-yard touchdown pass to La'Donte Harris in the fourth quarter for his first career touchdown pass...completed 8-11 passes for 100 yards and a touchdown...had a pass efficiency figure of 179.1...averaged 9.1 yards per pass attempt...played 32 snaps...enrolled at Clemson for the 2007 spring... was 13-25 for 135 yards and a score in the 2007 Spring Game...was 29-55 for 293 yards in the three spring scrimmages...named to the academic honor roll for the 2007 spring semester.



Before Clemson: Rated as the #5 dual-threat quarterback in the nation by Rivals.com...#25 prospect in the nation by Tom Lemming...#7 quarterback in the nation by SuperPrep...top-100 player by PrepStar...#8 quarterback in the nation by Scout.com...#98 player in the nation by Rivals.com...Parade and SuperPrep All-American as a senior at James F. Byrnes High School...member of the ESPN Top 150 by ESPN.com...Gatorade Player-of-the-Year in South Carolina as a junior and senior...Shrine Bowl selection...U.S. Army All-American and participated in the Army All-American game...#3 prospect in the state by CUTigers.com...#5 quarterback in the country by PrepStar...#5 prospect in South Carolina by SuperPrep...#2 prospect in the state by TigerIllustrated.com...South Carolina Coaches Association Offensive Player-of-the-Year as a senior...All-Southern Player-of-the-Year as a senior...set many state records as a junior, including touchdown passes (53), completions (281), and passing yards (4,164)...threw for over 3,000 yards as a junior and senior...in his best passing game, he was 22-24 for 435 yards and six touchdowns...in his best rushing game against Greenwood High School, he rushed for 195 yards on 15 carries and had the longest rushing touchdown of his career (84 yards); he also set the record for rushing scores in a game (4)...team captain as a junior and senior...led his team to a 39-3 record and two state titles (2004,05)...was 795-1181 with 10,716 yards and 125 touchdown passes in his career...his 125 career touchdown passes were eighth-most in high school history, including first among quarterbacks who started three years...played with fellow Tigers Chad Diehl, Xavier Dye, and Stanley Hunter at James F. Byrnes High...recruited by David Blackwell...chose Clemson over Georgia Tech and South Carolina...born Jan. 21, 1989...majoring in communication studies.

Korn Career Stats

Passing

Year	GP-S	Snaps	Cm	Att	Int	Yds	TD	LG	Pct	Y/A	Y/C	Y/G	Eff
2007	2-0	32	8	11	0	100	1	42	72.7	9.09	12.5	50.0	179.1

Rushing & Total Offense

Year	Car	Net	Y/C	Y/G	TD	LG	PL	Tot	TDR	Y/G
2007	10	28	2.8	14.0	1	9	21	128	2	64.0



76 Cory Lambert

OT • 6-6 • 310 • *Jr. • 2VL
Greenville, SC • Greenville HS



Lambert Fact: Made his first career start in the 2007 Chick-fil-A Bowl against #21 Auburn.

Years Lettered: 2006,07

Bowl Participation: Special teams player in the 2006 Music City Bowl against Kentucky; starting offensive tackle in the 2007 Chick-fil-A Bowl against #21 Auburn.

Fall 2008 Depth Chart Position: First-team left offensive tackle

Overview: Will compete for a starting job in 2008 after he played behind All-ACC lineman Barry Richardson in 2007...listed as first-team left tackle entering the fall...has worked hard in the weight room to become one of the strongest players on the team...third on the team in the bench press (445)...second on the team in the hang clean (375), third in 225 pound reps (30), and fourth in total weight lifted (1,605)...prepped at nearby Greenville (SC) High School...played all 13 games in 2007 and 26 in a row over two years, including one start...veteran of 213 snaps and has 10 career knockdown blocks...named the top performer in the weight room among offensive tackles for the 2008 spring.

2007: Second-team offensive tackle who played all 13 games, including 10 on scrimmage plays...played 121 snaps and had five knockdown blocks...had his best game against Central Michigan when he had an 80-percent grade on 24 snaps...played 28 snaps against #14 Virginia Tech; he helped Clemson to 380 yards of total offense against a defense that had given up just 293 per game...played 25 snaps at Duke and had a 70-percent grade.

2006: Played five games on the offensive line for 92 snaps and in every game on special teams; he was a blocker on field goals and extra points...had five knockdown blocks, including a season-high 3.5 against Temple...played 27 snaps against Louisiana Tech, 26 snaps against Temple, 25 snaps against North Carolina, and 10 snaps against Florida Atlantic...had his best game against Temple when he had a 77-percent grade in 26 snaps along with 3.5 knockdown blocks, including one intimidation block...played four snaps at Virginia Tech.

2005: Red-shirted.

Before Clemson: Played as a senior in 2003 at Greenville High School; he did not play in 2004...#40 offensive lineman in the nation by SuperPrep...#98 prospect and #8 offensive tackle in the nation by Tom Lemming...SuperPrep All-American...#13 offensive tackle in the nation and #3 prospect in the state by Rivals.com...#4 prospect in the state and #23 offensive lineman in the nation by SuperPrep...#125 prospect and #18 offensive lineman in the nation by CollegeFootballNews.com...#12 offensive lineman in the nation and an All-Mid-Atlantic pick by SuperPrep...Super Southern 100 team member by Atlanta Constitution...All-Southern team member by Orlando Sentinel...Shrine Bowl starter...AP All-State pick as a senior...two-time all-conference pick...second-team All-South by Countdown to Signing Day...coached by Larry Frost...chose Clemson over Alabama, Florida State, Georgia, Kentucky, North Carolina, N.C. State, South Carolina, and Tennessee...born Mar. 19, 1986...majoring in sociology.



29 Haydrian Lewis

CB • 5-11 • 185 • Sr. • 3VL
Charleston, SC • Stratford HS



H. Lewis Fact: Suffered a season-ending knee injury just three snaps into the 2007 Georgia Tech game.

Years Lettered: 2005,06,07

Bowl Participation: Reserve cornerback in the 2005 Champs Sports Bowl against Colorado; reserve cornerback in the 2006 Music City Bowl against Kentucky.

Fall 2008 Depth Chart Position: Reserve cornerback


Overview: Coming off a season-ending injury in 2007, he will look for a lot of playing time as a senior cornerback...sat out the spring as he recovered from a torn ACL; he suffered the injury three snaps into the fifth game of the year, meaning he played three snaps too many as far as getting a medical hardship year from the NCAA...joins Michael Hamlin and Chris Clemons as seniors in the secondary...veteran of 25 career games, including one start...contributor to three teams that have won at least eight games.

2007: Second-string cornerback who played in the first five games before he suffered a torn ACL at Georgia Tech...played 107 snaps and had six tackles along with two tackles for loss...averaged 26 snaps per game until the injury, so he was a big part of the secondary that finished the year in the top 10 in the nation in pass efficiency defense...had a career game against Furman; in a season-high 31 snaps, he had three tackles, two tackles for loss, and two caused fumbles.

2006: Started against Florida Atlantic and played 49 snaps with three tackles...had two stops in 53 snaps the remainder of the year...played eight games...played special teams only in three games...had his only pass breakup against North Carolina.

2005: Second-team cornerback as a first-year freshman; his playing time increased during the second half of the year...played just 24 snaps on defense in the first six games, then played 114 in the last six games...played all 12 games...saw his most action against Duke when he was on the field for 38 snaps...played 26 snaps against #16 Florida State and was one of the reasons the Seminoles failed to score an offensive touchdown...played 16 snaps at N.C. State and 28 snaps against Temple...had six tackles on the year.

Before Clemson: Shrine Bowl starter...had 65 tackles, 14 pass breakups, and five interceptions as a senior at Stratford High School...first-ever Tiger football signee from Stratford High School...all-region, all-lowcountry, and all-state selection as a senior...led his team to the state championship game and a 13-2 record as a senior...all-state by High School Sports Report...#62 cornerback in the nation, #19 prospect in the state, and All-Mid-Atlantic by Su-



Haydrian Lewis



Veteran Bios

perPrep...#64 cornerback in the nation by Scout.com...#36 cornerback in the nation and #16 prospect in South Carolina by Rivals.com...#14 on Spartanburg Herald-Journal's Fab-50 list...coached by Ray Stackley...born Feb. 18, 1986...majoring in management.

H. Lewis Career Stats

Year	GP-S	Snap	Hit	Ast	Tot	TFL	Sacks	Int	QP	PBU	CF-RF
2005	12-0	138	3	3	6	0-0	0-0	0-0	0	0	0-0
2006	8-1	92	4	1	5	0-0	0-0	0-0	0	1	0-0
2007	5-0	107	4	2	6	2-5	0-0	0-0	0	0	2-0
Totals	25-1	337	11	6	17	2-5	0-0	0-0	0	1	2-0



88 Brian Linthicum

FB/TE • 6-4 • 235 • So. • 1VL
Farmington, NM • Saint Anne's-Belfield (VA) School

Linthicum Fact: Set a school record for a first-year freshman tight end with three touchdown receptions in 2007.

Years Lettered: 2007

Years Starter: 2007

Bowl Participation: Starting tight end in the 2007 Chick-fil-A Bowl against #21 Auburn.

Fall 2008 Depth Chart Position: Second-team fullback/tight end

Overview: Talented sophomore tight end who will look to continue his success in his second season at Clemson...as a freshman during the 2007 season, he had three touchdown receptions, a school record for a first-year freshman tight end; that included a touchdown catch against #19 Florida State...believed to be first Tiger tight end in history to catch a touchdown pass in his first game as a freshman...made the academic honor roll in the 2008 spring semester...entered Clemson in January of 2007 and went through spring practice...made the Dean's List in his first semester...all-state selection as a junior in New Mexico in 2006...first Clemson signee who played high school football in New Mexico.

2007: His first reception went for an 11-yard touchdown against #19 Florida State; that was also Clemson's first touchdown of the year in a season it went on to score a school-record 430 points...had an eight-yard touchdown reception in the second game against Louisiana-Monroe...caught his third touchdown at Duke, a two-yard reception...second on the team in receptions among tight ends with 11 for 76 yards; that is a record for a first-year freshman tight end in terms of receptions...played 401 snaps, more than any other first-year freshman on offense and a record for any first-year freshman tight end in Clemson history...started five games, more than any other first-year freshman on the team, and played all 13 games...considered a co-starter on offense for the season...started against Louisiana-Monroe, Georgia Tech, #14 Virginia Tech, Maryland, and #21 Auburn...played at least 15 snaps in every contest...played a season-high 60 snaps at N.C. State; he had two receptions for 19 yards...had two catches at South Carolina in 32 snaps...had 30 knockdown blocks; he had at least one in 11 games; his 30 knockdown blocks were fourth-most on the team among non-offensive linemen...had a season-high five knockdowns in four different games, including against #19 Florida State...had five knockdown blocks each against Furman, N.C. State, and Central Michigan...graduated from high school in December, 2006 and participated in spring practice at Clemson...had two receptions for 46 yards, including a 36-yard touchdown reception, in the Spring Game...made the Dean's List in the 2007 spring semester.

Before Clemson: Rated as the #33 tight end in the nation by Scout.com...#29 tight end in the nation by Rivals.com...#13 prospect in Virginia by Rivals.com...#18 prospect in Virginia by SuperPrep...had 40 catches for 800 yards and 12 touchdowns as a senior at Saint Anne's-Belfield School in Charlottesville, VA...came to Clemson with 12 course credits through his AP courses...received all-state honors as a tight end and defensive end as a junior in New Mexico...recruited by Billy Napier...chose Clemson over Boston College, California, Michigan State, Virginia, and Virginia Tech...born Nov. 28, 1987...majoring in management.

Linthicum Career Stats

Year	GP-S	Snap	Rec	Yds	Avg	TD	LG	KOR
2007	13-5	401	11	76	6.9	3	15	2-19



35 Paul Macko

RB • 5-10 • 195 • *Sr. • 2VL
Wadsworth, OH • Wadsworth HS

Macko Fact: Strongest player on the team on a pound-for-pound basis.

Years Lettered: 2006,07

Bowl Participation: Special teams player in the 2006 Music City Bowl against Kentucky; played special teams in the 2007 Chick-fil-A Bowl against #21 Auburn.

Fall 2008 Depth Chart Position: Reserve running back

Overview: Original walk-on who is the strongest player on the team pound-for-pound...had a 600-pound lift in the squat that established an all-time team record for a skill-position player...named top performer in the weight room among running backs for the 2008 spring practice...made the academic honor roll in the 2007 fall semester...has 10 career rushes, including at least two each of the last three years, and two receptions...in his fifth year with the program...leading rusher in the Spring Game with 10 carries for 36 yards and had a four-yard catch...has appeared in 19 games in his career and played 36 snaps.

2007: Played 22 snaps on offense as a reserve and had four carries for five yards, all against Central Michigan...played a season-high 11 snaps against Central Michigan...played on offense against Louisiana-Monroe and Duke...played 11 games...missed the Florida State and Furman games.

2006: Played seven games and earned a letter...totaled four carries for 19 yards, including a long of 12 yards...had two catches for six yards...played just nine snaps, but he touched the ball six times...had two carries for 15 yards against Louisiana Tech, including a 12-yard run.

2005: Appeared in just one game...totaled five snaps and had two carries for nine yards against Temple.

2004: Red-shirted as a wide receiver and running back.

Before Clemson: Lettered three times in football, twice in baseball and basketball, and once in track at Wadsworth High School, where he was coached by Greg Dennison...second-team All-Ohio selection as a senior...born Sept. 13, 1985 in Orville, OH...majoring in health science.



Macko Career Stats

Year	GP-S	Snap	Car	Yds	Avg	TD	LG	Rec	Yds	TD
2005	1-0	5	2	9	4.5	0	6	0	0	0
2006	7-0	9	4	19	4.8	0	12	2	6	0
2007	11-0	22	4	5	1.3	0	7	0	0	0
Totals	19-0	36	10	33	3.3	0	12	2	6	0



49 Jimmy Maners

P • 6-1 • 190 • *Gr. • 1VL
Rock Hill, SC • Northwestern HS

Maners Fact: First Clemson football player to be inducted into the school's chapter of the Phi Beta Kappa honor society.

Years Lettered: 2007


Years Starter: 2007

Bowl Participation: Starting punter in the 2007 Chick-fil-A Bowl against #21 Auburn.

Fall 2008 Depth Chart Position: First-team punter



Overview: Solid punter who will bring experience back to the position in 2008...had a 42.8-yard average in 2007, eighth-best in Clemson history and best by a Tiger since Chris Gardocki had a record 44.5-yard average in 1990...20th in the nation in punting, quite an accomplishment for someone who had just one career punt entering 2007...while he has been a starter just one year, he is third in Clemson history in career punting (42.8) in 56 career punts...his brother Barrett played football for two years at Coastal Carolina...one of the top student-athletes at Clemson; he was one of five student-athletes and the first football player inducted into the Phi Beta Kappa Honor Society in April of 2008...had a perfect 4.0 GPA in the 2008 spring semester and has been consistently on the Dean's List in his career...earned his undergraduate degree in history in May, 2008.



Jimmy Maners

2007: Second-team All-ACC punter by [Rivals.com](#)...fourth in the ACC in punting (42.8)...starter in all 13 games...had five straight games with at least a 44.8-yard average from the Louisiana-Monroe through Virginia Tech games, the first Tiger to do that since Chris Gardocki had five games in a row with at least a 44-yard average in 1990...had a 71-yard punt against Louisiana-Monroe, the eighth-longest in Tiger history and fourth-longest by a Tiger in Death Valley; it was the longest punt by a Tiger since 2000; it was the longest punt by a Tiger in Death Valley since 1990...had nine games in which he averaged at least 40 yards a punt...had a 50.3-yard net punting average against Furman...had two games with a 49-yard average (Furman, Georgia Tech)...had a 48-yard average against #14 Virginia Tech...had 16 punts inside the 20 and 13 punts of at least 50 yards...had three punts inside the 20 at Duke to go with a 40.2-yard average...had three punts of at least 50 yards at Georgia Tech...had a 45.6-yard net punting average at Georgia Tech.

2006: Backup punter who had one punt, a 42-yarder against Temple; he was the only punter to appear in that game due to Clemson's proficiency on offense (63 points), so he was credited with a start.

2005: Did not appear in a game...walked on to the team in the spring.

Before Clemson: Lettered three times in football and two times in golf at Northwestern High School...played quarterback and punter under Head Coach Jimmy Wallace...all-area as a quarterback by **Rock Hill Herald** and all-region as a senior punter...averaged 42 yards per punt as a junior and senior...two-time selection as Tri-County Coaches Association Specialist-of-the-Week in his career...his father Michael played football at Alabama and Presbyterian in the early 1980s...his brother Barrett lettered two times in football at Coastal Carolina...born Oct. 16, 1986...graduated in May, 2008 with a degree in history.

Maners 2007 Game-By-Game Stats

Date	Opponent	P	Yds	Avg	PR-Yds	Net	-20	+50
9-3	Florida State	*8	291	36.4	2-36	31.9	2	1
9-8	Louisiana-Monroe	*4	179	44.8	1-6	43.3	2	1
9-15	Furman	*3	147	49.0	1-(-4)	50.3	1	1
9-22	at N.C. State	*2	97	48.5	2-18	39.5	0	0
9-29	at Georgia Tech	*5	245	49.0	2-17	45.6	1	3
10-6	Virginia Tech	*7	336	48.0	4-126	30.0	2	3
10-20	Central Michigan	*1	42	42.0	1-(-4)	46.0	1	0
10-27	at Maryland	*2	74	37.0	1-0	37.0	1	0
11-3	at Duke	*5	201	40.2	2-11	38.0	3	0
11-10	Wake Forest	*2	94	47.0	1-55	19.5	0	1
11-17	Boston College	*4	149	37.3	0-0	37.3	0	0
11-24	at South Carolina	*4	154	38.5	1-7	36.8	2	1
12-31	Auburn	*8	345	43.1	3-25	40.0	1	2
Totals		55	2354	42.8	21-293	37.5	16	13

* - start

Maners Career Stats

Year	GP-S	P	Yds	Avg	-20	+50	TB	HB	LG	Net
2006	1-1	1	42	42.0	0	0	1	0	42	42.0
2007	13-13	55	2354	42.8	16	13	7	2	71	37.5
Totals	14-14	56	2396	42.8	16	13	8	2	71	37.6



36 Byron Maxwell

CB • 6-1 • 185 • *So. • 1VL
North Charleston, SC • Fort Dorchester HS



Maxwell Fact: Had six tackles and two tackles for loss in the Chick-fil-A Bowl against #21 Auburn.

Years Lettered: 2007

Bowl Participation: Reserve cornerback in the 2007 Chick-fil-A Bowl against #21 Auburn.

Fall 2008 Depth Chart Position: Second-team cornerback

Overview: Second-team cornerback...will see significant playing time in 2008...one of the top hitters in a solid secondary...had a strong freshman year after red-shirting in 2006; he has come back from a torn ACL suffered as a senior in high school, so he really went two years without playing...has a 38.5" vertical jump, fourth-best on the team...had an interception and two pass breakups in the Spring Game...named most improved defensive back by the coaches for the 2008 spring practice.

2007: Played 24 snaps per game as a reserve cornerback...Clemson's top reserve against N.C. State and Wake Forest by the Clemson radio network...played 317 snaps, third-most on the team among freshmen...played at least double-figures in snaps every game...had 27 tackles, including 21 first hits; had 17 stops in the last five games...had four pass breakups, including one against #19 Florida State...had three tackles and a sack at Duke...had three tackles the next week against Wake Forest in 24 snaps...played 32 snaps against #18 Boston College and had three tackles along with a pass breakup...had four tackles against Central Michigan...played a season-high 43 snaps against #21 Auburn with a season-high six tackles and two tackles for loss.

2006: Red-shirted, as he rehabilitated from a torn ACL suffered during his senior year of high school.

Before Clemson: Rated as the #3 prospect in South Carolina by **The State** at Fort Dorchester High School...#40 prospect in the nation by [ESPN.com](#), the highest-rated Tiger signee in 2006...#4 prospect in South Carolina by **SuperPrep**...#18 cornerback in the nation by [Rivals.com](#)...#19 defensive back in the nation by **SuperPrep**...#2 cornerback in the nation by [Scout.com](#)...#11 cornerback in the nation by [CollegeFootballNews.com](#)...did not play as a senior due to injury...had 60 tackles, 19 pass breakups, and five interceptions as a junior...#5 prospect in the state by [Rivals.com](#)...East Hot 100 pick by [Scout.com](#)...Super Southern 100 member by **Atlanta Constitution**...coached by Steve LaPrad...chose Clemson over Georgia, Maryland, Nebraska, Notre Dame, South Carolina, and Virginia Tech...born Feb. 23, 1988...majoring in sociology.

Maxwell Career Stats

Year	GP-S	Snaps	Hit	Ast	Tot	TFL	Sacks	Int	QP	PBU	CF-RF
2007	13-0	317	21	6	27	4-24	1-13	0-0	0	4	0-0



20 Brandon Maye

LB • 6-2 • 225 • *Fr. • RS
Mobile, AL • Davidson HS



Maye Fact: Only Tiger named most improved on the field and in the weight room for 2008 spring practice.

Fall 2008 Depth Chart Position: First-team middle linebacker

Overview: Alabama native who is slated to be the starting middle linebacker against the Crimson Tide...one of the young linebackers Clemson coaches are counting on in 2008 to fill void left by the loss of the three starters in 2007...coming off a strong spring on and off the field...named the most improved linebacker for spring practice by the coaches...made the academic honor roll for the 2008 spring semester...had four tackles in the Spring Game.

2007: Red-shirted.

Before Clemson: Rated as the #76 linebacker in the nation by [Scout.com](#)...#29 prospect in Alabama by [Rivals.com](#)...played in the **Max Emfinger** All-America game and selected to the Alabama-Mississippi All-Star game...first-team all-region pick...had 120 tackles, 18 tackles for loss, five sacks, two interceptions, and five recovered fumbles as a senior at Davidson High School...recruited by Vic Koenning...chose Clemson over Memphis, South Carolina, and Southern Mississippi...born Mar. 28, 1989...majoring in sociology.

Veteran Bios



2 DeAndre McDaniel

S • 6-0 • 200 • So. • 1VL
Tallahassee, FL • Amos P. Godby HS



McDaniel Fact: Had two interceptions as a freshman in 2007, including one against Boston College quarterback Matt Ryan.

Years Lettered: 2007

Bowl Participation: Reserve safety in the 2007 Chick-fil-A Bowl against #21 Auburn.

Fall 2008 Depth Chart Position: Second-team CAT safety

Overview: Had an impressive freshman year in which he played 438 snaps, more than any other freshman on defense...plays in the secondary as a safety, but he is a solid hitter who helps out in run support...played 34 snaps per game, as he saw a lot of time as a nickel back...named the top performer in the weight room among safeties for the 2008 spring practice...was a big reason Clemson was in the top 10 in the nation in scoring defense and passing defense in 2007...named most improved among safeties and outside linebackers for the 2008 spring practice.

2007: First-team All-ACC freshman pick by **Sporting News**...played 438 snaps, second among Tiger freshman...tied for the most tackles by a Tiger freshman with 33...had at least one tackle in every game...had four stops, all first hits, and two pass breakups in his first game against #19 Florida State...had five pass breakups in the first three games...played 39 snaps off the bench against #19 Florida State...played 54 snaps against Central Michigan...had two interceptions, including one against Central Michigan and one against Boston College's Matt Ryan...had four tackles at South Carolina...had four tackles at N.C. State...had a season-high six tackles and two tackles for loss against #21 Auburn...enrolled at Clemson in the 2007 spring semester and participated in spring practice...earned co-starter status at CAT safety entering the fall...had a 34-yard interception, one pass breakup, and four tackles in the Spring Game.

Before Clemson: National prep school top-50 player by **Rivals.com**; he was listed as the #4 prospect in the nation...#31 safety in the nation by **Scout.com**...#1 prep school defensive back prospect in the nation by **Rivals.com**...received all-region honors by **PrepStar**...#10 prospect in Florida by **Rivals.com** as a senior...signed with Clemson in 2006, but played in the fall of 2006 at Hargrave (VA) Military Academy for Head Coach Robert Prunty...had 48 tackles, four interceptions, and four sacks in 2006...played for Shelton Crews at Amos P. Godby High School...had 53 tackles and eight interceptions, returning three for scores, as a junior...caught 27 passes for 656 yards and six scores as a junior wideout...started on both sides of the ball and had three interceptions as a senior...member of **PrepStar's** Dream Team Top 100 as a senior...Southern Hot 100 member by **Scout.com** as a senior...#72 prospect in the nation by **CollegeFootballNews.com** as a senior...#90 prospect in the nation by **Rivals.com**...national **ESPN.com** top-150 player...#13 defensive back in the nation by **PrepStar**...member of Rivals 250 by **Rivals.com**...#8 safety in the nation by **CollegeFootballNews.com**...#16 safety in the nation by **Scout.com**...caught a touchdown pass, blocked a field goal, and intercepted a pass in the same game against Leon County High School during his senior season...starter on the basketball team and averaged 20 points per game...recruited by Dabo Swinney...chose Clemson over Alabama, Auburn, Florida, Florida State, and Louisville...born Nov. 26, 1987...majoring in sociology.

McDaniel Career Stats

Year	GP-S	Snaps	Hit	Ast	Tot	TFL	Sacks	Int	PBU	CF-RF	PR	KOR
2007	13-0	438	27	6	33	4-11	0-0	2-0	6	0-0	1-7	0-0



50 Jock McKissic

OT • 6-7 • 300 • Sr. • 3VL
Opelika, AL • Opelika HS



McKissic Fact: Three-year letterman as a defensive lineman who has made the switch to the offensive line for his senior season.

Years Lettered: 2005,06,07

Years Starter: 2006

Bowl Participation: Starting defensive tackle in the 2005 Champs Sports

Bowl against Colorado; reserve defensive tackle in the 2006 Music City Bowl against Kentucky; reserve defensive tackle in the 2007 Chick-fil-A Bowl against #21 Auburn.

Fall 2008 Depth Chart Position: Second-team left offensive tackle

Overview: Veteran defensive tackle who will add experience and leadership to a young offensive line as a senior...has played 37 games over the last three years...has started 13 games, as 12 of the starts came in 2006 on the defensive line...with Clemson needing help on the offensive line, he made the move in the spring...now one of just two senior offensive linemen on the roster...consistent contributor to Clemson's three-consecutive seasons of at least eight wins...Clemson has finished in the top 25 in all four major defensive categories each of his three years...has played each of the last three bowl games; he started as a freshman in the Champs Sports Bowl against Colorado and had one tackle; he had four tackles in 34 snaps as a reserve in the 2006 Music City Bowl against Kentucky; he played 34 snaps and had a season-high four tackles in the Chick-fil-A Bowl against #21 Auburn...has played 911 career snaps...has 50 career tackles...will always be remembered for his 82-yard interception return for a touchdown against South Carolina in 2006, the longest interception return for a score by a Tiger defensive lineman in history; it is the fourth-longest interception return for a score in school history...native of Alabama who will be very excited about Clemson's season-opener against the Crimson Tide.

2007: Had 14 tackles in 244 snaps...played 12 games...had his only sack against #19 Florida State...had three quarterback pressures against #19 Florida State when he played a season-high 37 snaps...had three tackles against Louisiana-Monroe and two stops against Furman...played 27 snaps at Maryland.


2006: Started every game but the Music City Bowl against Kentucky; he still had a season-high four tackles in 34 snaps...averaged 32 snaps per game...showed his speed against South Carolina when he raced 82 yards for a touchdown on an interception; that is the longest interception return in Clemson history by a defensive lineman; it is the fourth-longest interception return in Clemson history by any player and longest since 1978; Blake Mitchell's pass was batted by Gaines Adams into the waiting arms of McKissic...had his only sack at #9 Florida State...had three tackles in against Florida Atlantic...had 10 quarterback pressures, third-most on the team.

2005: Had 18 tackles in 249 snaps, sixth-most among Tiger freshmen, third-most among first-year freshmen, and fourth-most among all freshman defenders...started at defensive tackle in the Champs Sports Bowl against Colorado and had one tackle...played double figures in snaps in every contest...had three tackles against #25 Boston College, including a tackle for loss...had three stops in 50 snaps against Duke...had two tackles in 18 snaps against #16 Florida State...had at least one tackle in nine games...enrolled at Clemson in January and participated in spring drills.

Before Clemson: Played both sides of the ball before settling as a defensive lineman during his senior season at Opelika High School...totaled 43 tackles, eight sacks, and one interception during his senior season...started at nose guard on a defense that allowed only 37 points in 12 games...started at offensive tackle as a junior...accumulated 32 tackles and eight sacks in only six contests during his junior season...chose Clemson over Illinois, Louisville, Mississippi, Mississippi State, and N.C. State...born Jul. 14, 1986...majoring in sociology.

McKissic Career Stats

Year	GP-S	Snaps	Hit	Ast	Tot	TFL	Sacks	Int	QP	PBU	CF-RF
2005	12-1	249	11	7	18	1-1	1-1	0-0	2	1	0-0
2006	13-12	418	9	9	18	2.5-4	0.5-2	1-82	10	0	0-0
2007	12-0	244	5	9	14	1-2	1-2	0-0	3	0	0-0
Totals	37-13	911	25	25	50	4.5-7	2.5-5	1-82	15	1	0-0





60 Jamal Medlin

OT • 6-5 • 290 • *So. • SQ
Orangeburg, SC • Orangeburg-Wilkinson HS



Medlin Fact: Follows in the footsteps of Woodrow Dantzler as a Tiger gridder from Orangeburg, SC.

Fall 2008 Depth Chart Position: Co-second-team right offensive tackle

Overview: Reserve offensive tackle who will challenge for playing time on the right side this year...listed as a reserve behind classmate Chris Hairston.

2007: Reserve offensive guard who played 23 snaps in three games...played 10 snaps against Central Michigan when he had two knockdown blocks...played eight snaps against Louisiana-Monroe and five snaps at Duke...had three knockdown blocks.

2006: Red-shirted.

Before Clemson: Rated as the #14 prospect in South Carolina by **The State** at Orangeburg-Wilkinson High School...#19 prospect in the state by **Rivals.com**...#25 offensive tackle in the nation by **Scout.com**...from the same high school that produced former Tigers Jackie Robinson (1999-02), Woodrow Dantzler (1998-01), and Mike O'Cain (1973-76)...coached by Tony Felder...chose Clemson over Central Florida, Maryland, N.C. State, South Carolina, and Virginia...born Apr. 19, 1988...majoring in sociology.



47 Josh Miller

LB • 6-0 • 235 • Sr. • 3VL
Manning, SC • Manning HS



Miller Fact: Only linebacker on the 2008 team who has earned three letters.

Years Lettered: 2005,06,07

Bowl Participation: Special teams player in the 2005 Champs Sports Bowl against Colorado; played special teams in the 2006 Music City Bowl against Kentucky; reserve linebacker in the 2007 Chick-fil-A Bowl against #21 Auburn.

Fall 2008 Depth Chart Position: Second-team middle linebacker


Overview: Reliable linebacker and special teams player who has missed just one game the last three years...has 35 career tackles in 37 games and has played 260 snaps...has never started...has missed just one game in his career (Florida State in 2007)...played a career-high 39 snaps against Louisiana Tech in 2006 and totaled four tackles.

2007: Played seven games on defense and 12 on special teams...had three tackles against Central Michigan in 15 snaps...played 13 snaps and had four tackles against #21 Auburn in his top game...played nine snaps against Wake Forest.

2006: Reserve linebacker who played 121 snaps...saw his most action against Louisiana Tech when he had four tackles in 39 snaps...played 29 snaps in the against Florida Atlantic and had three tackles...played on special teams only in the last five games.

2005: Played all 12 games as a first-year freshman...played special teams in every game and defensive snaps in seven games...saw his most action against Temple when he had five tackles in 31 snaps...played 20 snaps against Duke and had three tackles...six of his 13 tackles were special teams stops...recorded his first career tackles at N.C. State; he had two stops in six snaps.

Before Clemson: Two-way star at Manning High School...rushed for 2,271 yards and 32 touchdowns as a senior, and over 5,500 yards with 66



Josh Miller

scores during his career...had 232 career tackles and three interception returns for scores...three-time all-region and two-time all-state pick...Shrine Bowl starter...**SuperPrep** Mid-Atlantic team member as the #6 prospect in South Carolina...all-state pick by **High School Sports Report**...honorable mention All-Southern team by **Orlando Sentinel**...**SuperPrep** All-American and #24 linebacker in the nation...#55 prospect on the East Coast by **SuperPrep**...#17 outside linebacker in the nation and #3 prospect in the state by **Rivals.com**...#2 prospect in South Carolina by **The State**...went 68 yards for a touchdown on his first carry in high school...#5 on **Spartanburg Herald-Journal's** Fab-50 list...**Florence Morning News** Player-of-the-Year, Pee Dee Player-of-the-Year, and **Sumter Daily Item** Player-of-the-Year...coached by Robbie Briggs...chose Clemson over Florida State, Maryland, North Carolina, South Carolina, and Virginia Tech...born Dec. 12, 1986...majoring in sport management.

Miller Career Stats

Year	GP-S	Snaps	Hit	Ast	Tot	TFL	Sacks	Int	QP	PBU	CF-RF
2005	12-0	73	8	5	13	0-0	0-0	0-0	0	0	0-0
2006	13-0	121	5	7	12	0-0	0-0	0-0	0	2	0-0
2007	12-0	66	6	4	10	0-0	0-0	0-0	0	0	0-0
Totals	37-0	260	19	16	35	0-0	0-0	0-0	0	2	0-0



94 Rennie Moore

DL • 6-4 • 270 • So. • 1VL
Saint Mary's, GA • Camden County HS



Moore Fact: Changed from jersey #93 to #94.

Years Lettered: 2007

Fall 2008 Depth Chart Position: Reserve defensive end

Overview: Played as a true freshman in 2007...native of Florida who could help Clemson as a defensive end tackle; he is listed as a reserve at both positions...played in the Georgia North-South All-Star game.

2007: Played 35 snaps in six games...played a season-high 10 snaps at Duke...played seven snaps against Louisiana-Monroe...played six snaps against Wake Forest.

Before Clemson: Rated as the #24 strongside defensive end in the country by **Rivals.com**...#57 defensive end in the country by **Scout.com**...#38 prospect in Georgia by **SuperPrep**...#27 prospect in Georgia by **Rivals.com**...all-region selection by **PrepStar**...member of the **Florida Times-Union** Super 24...missed his junior year at Camden County High School when he broke his tibia and fibula in a spring scrimmage; he played tight end and defensive end prior to his injury...coached by Jeff Herron...had two receptions, both for touchdowns, at tight end as a senior...had 36 tackles, six tackles for loss, four sacks, and one caused fumble at defensive end as a senior...played backup tight end on the undefeated state championship team as a freshman...played on four consecutive regional championship teams...contributed to a Georgia state-record 58-game regular-season winning streak...all-region, all-southeast Georgia, and all-state as a senior...participated in the Georgia North-South All-Star game...recruited by Vic Koenning...chose Clemson over Florida and Florida State...born Nov. 29, 1988...majoring in sociology.

Moore Career Stats

Year	GP-S	Snaps	Hit	Ast	Tot	TFL	Sacks	Int	QP	PBU	CF-RF
2007	6-0	35	0	0	0	0-0	0-0	0-0	0	0	0-0



57 Antwon Murchison

DT • 6-4 • 280 • *Jr. • 2VL
Aberdeen, NC • Pinecrest HS



Murchison Fact: Top musician on the team who is also sixth on the team in the bench press.

Years Lettered: 2006,07

Bowl Participation: Reserve defensive tackle in the 2007 Chick-fil-A Bowl against #21 Auburn.

Fall 2008 Depth Chart Position: Reserve nose guard

Overview: Figures to see plenty of action behind Dorell Scott...has experience in that he has played at least 100 snaps each of the last two years...



Veteran Bios

has played 20 games over two years and has 22 tackles...has the fifth-best power clean on the team (340)...sixth on the team in the bench press (410) and seventh in total weight lifted (1,570)...has three pass breakups in his career...an accomplished pianist and drummer.

2007: Played 12 games for an average of 10 snaps per game...had his best game against Furman when he had four tackles in 25 snaps...had two tackles in a 32 snaps against Louisiana-Monroe...had his only tackle for loss against Furman...had three tackles in 15 snaps at Maryland; he earned a lot of playing time after starter Rashaad Jackson was injured early in that contest.

2006: Reserve defensive lineman who played 101 snaps in eight games and had eight tackles...played 24 snaps against Florida Atlantic and recorded his first career tackle...had three tackles in 17 snaps at Virginia Tech...had two stops, including his first career tackle for loss, against Temple.

2005: Red-shirted.

Before Clemson: Named to the SuperPrep Mid-Atlantic team as the #27 prospect in North Carolina...totaled 72 tackles and 10 sacks as a senior at Pinecrest High School...had 12 receptions for 112 yards and four touchdowns as a senior tight end...averaged 12 points per game on the hardwood...coached by John Washington...chose Clemson over Duke, East Carolina, North Carolina, N.C. State, and South Carolina...born Feb. 3, 1987...majoring in sociology.

Murchison Career Stats

Year	GP-S	Snaps	Hit	Ast	Tot	TFL	Sacks	Int	QP	PBU	CF-RF
2006	8-0	101	7	1	8	1-1	0-0	0-0	0	1	0-0
2007	12-0	143	7	7	14	1-2	0-0	0-0	0	2	0-0
Totals	20-0	244	14	8	22	2-3	0-0	0-0	0	3	0-0



92 Kasey Nobles

FB/TE • 6-1 • 235 • *So. • SQ
Lake Butler, FL • Union County HS

Nobles Fact: Transfer from Rice who is eligible at Clemson for the first time in 2008.

Fall 2008 Depth Chart Position: Reserve fullback/tight end

Overview: Transfer from Rice who came to Clemson in January of 2007...has already gone through two spring practice sessions; he is finally ready to get on the field into a game in 2008...listed as a reserve fullback/tight end...went to high school with C.J. Spiller and Kevin Alexander at Union County (FL) High School; his father Buddy Nobles was the coach of that team...named to the academic honor roll for 2008 spring semester...has the seventh-best figure on the team in 225-pound reps (24) and ninth-best hang clean (345).

2007: Sat out the season due to the NCAA transfer rule.

Before Clemson: Red-shirted in 2006 as a reserve tight end at Rice...two-time all-state pick for Buddy Nobles, his father...helped the Tigers to a 7-4 record and spot in the state playoffs as a senior...played on the team that reached the state title game as a sophomore...three-time all-district pick at tight end...all-area by **Florida Times-Union** and **Jacksonville Sun** as a junior and senior...played in the North-South Shrine game...had 19 catches for 283 yards and three touchdowns despite playing the final nine games with a broken hand...had 20 tackles and four sacks at linebacker...in his four-year career, he had 88 catches for more than 1,400 yards and 16 touchdowns along with 75 tackles and six sacks...competed in baseball and weightlifting...had a 3.7 GPA in high school...nominee for the Wendy's High School Heisman...born Jul. 17, 1988...majoring in management.



64 Wilson Norris

OG • 6-4 • 295 • *Fr. • RS
Pickens, SC • Pickens HS

Norris Fact: Named the most improved offensive lineman by the coaches for the 2008 spring practice.


Fall 2008 Depth Chart Position: Co-second-team right offensive guard

Overview: Promising offensive guard who showed great improvement during spring practice...made his move the last two scrimmages and is listed second-team offensive guard behind Barry Humphries...named the most im-

proved offensive lineman by the coaches for the 2008 spring practice...made the academic honor roll in the 2008 spring semester.

2007: Red-shirted.

Before Clemson: Rated as the #71 offensive guard in the nation by Scout.com...#39 offensive guard in the nation by Rivals.com...#17 prospect in South Carolina by Rivals.com...all-region selection at Pickens High School by PrepStar as a senior...#24 prospect in the state by SuperPrep...#17 prospect in the state by TigerIllustrated.com...#20 prospect in the state by CUTigers.com...Shrine Bowl selection and chosen as team captain...all-state as a senior by Rivals.com...participated in the Max Emfinger All-American Bowl game...all-region and all-county as a junior and senior...team captain as a senior...totaled over 100 knockdowns as a junior and senior...lettered in track three times, where he threw the shot put and discus...recruited by Brad Scott...chose Clemson over Maryland, North Carolina, N.C. State, and South Carolina...born Feb. 13, 1989...majoring in park & protected area management.



86 Michael Palmer

TE • 6-5 • 245 • Jr. • 2VL
Stone Mountain, GA • Parkview HS

Palmer Fact: First-Team Academic All-ACC selection in 2007.

Years Lettered: 2006,07

Years Starter: 2007

Bowl Participation: Starting tight end in the 2006 Music City Bowl against Kentucky; starting tight end in the 2007 Chick-fil-A Bowl against #21 Auburn.

Fall 2008 Depth Chart Position: First-team tight end

Overview: First-team tight end who has 18 catches in the last two years...has made steady progress in the last two years...solid blocker in addition to his pass-catching abilities...First-Team Academic All-ACC in 2007...has played 25 of 26 possible games in the last two years, including 14 as a starter...has played 835 career snaps, including 566 in 2007, most among tight ends...has started each of the last two bowl games and has played 98 snaps in those games combined...has a catch in each of the last two bowl games...active in community service, including Boy Scout Day for Boy Scouts of America...participated in a mission trip to New Orleans, LA...top performer in the weight room among tight ends for the 2008 spring practice...from the same hometown as former Tiger great Chris Gardocki.

2007: Top receiver among Tiger tight ends in terms of receptions with 13 for 128 yards...had one touchdown reception; it was a two-yard catch from Cullen Harper at Maryland...started 11 games...did not play against Louisiana-Monroe due to injury...had two receptions for 33 yards at Georgia Tech and two receptions for 39 yards against Wake Forest, including a 24-yard catch...had at least one reception in nine games...saw his most action at South Carolina with 59 snaps...played at least 50 snaps in seven games, including 54 snaps in the Chick-fil-A Bowl against #21 Auburn...had 45 knockdown blocks, second-most on the team among non-offensive linemen...had a season-high seven knockdowns against Central Michigan...had at least one knockdown block in every game...had six knockdowns at N.C. State...had five knockdown blocks each against Georgia Tech, Furman, and Maryland...had four knockdown blocks at South Carolina.

2006: Played all 13 games, including three as a starter...started in the Music City Bowl against Kentucky and had one reception for two yards; he also caught a two-point conversion pass in the fourth quarter...had five catches for 30 yards on the season to finish second on the team among tight ends...started at Virginia Tech when Thomas Hunter had a back injury and against N.C. State...had his first career reception against Temple; it was an 11-yard gain...had two catches in 41 snaps at Virginia Tech, his only multiple-catch game of the season...had one reception against N.C. State...played 44 snaps in the Music City Bowl against Kentucky and 269 snaps for the year, an average of 21 per game...second among first-year freshmen on offense in snaps...played just 13 snaps in the first three games, but played 256 in the last 10 games...saw more playing time than any other first-year freshman tight end in Clemson history (even more than Bennie Cunningham).

Before Clemson: Caught 21 passes for 385 yards and five touchdowns as a senior at Parkview High School...first-team AAAAA all-state by Atlanta Constitution...two-year starter...top tight end in Gwinnett County as a senior, and also named all-county...preseason all-state academic team pick...three-year



starter on the basketball team; named all-county as a junior...all-tourney pick at the North Gwinnett Holiday Classic...coached by Cecil Flowe...chose Clemson over Georgia Tech, Virginia, and Virginia Tech...born Jan. 18, 1988...majoring in marketing.

Palmer Career Stats

Year	GP-S	Snaps	Rec	Yds	Avg	TD	LG	KOR
2006	13-3	269	5	30	6.0	0	11	0-0
2007	12-11	566	13	128	9.8	1	24	1-11
Totals	25-14	835	18	158	8.8	1	24	1-11



78 Ben Ramsey

OL • 6-4 • 285 • *So. • 1VL
Greensboro, NC • Grimsley HS



Ramsey Fact: Only original walk-on offensive lineman to appear in a game in 2007.

Years Lettered: 2007

Fall 2008 Depth Chart Position: Reserve offensive guard

Overview: Original walk-on who played five games as a reserve offensive lineman in 2007...only original walk-on offensive lineman to earn a letter during the 2007 season...listed as a reserve center entering the fall; he also has experience as a guard...named to the academic honor roll for the 2007 fall semester.

2007: Reserve offensive lineman who played 45 snaps in five games...earned a letter...played a season-high 18 snaps against Central Michigan and had four knockdown blocks...played seven snaps against both Furman and Duke, and he had two knockdowns in each game...played 12 snaps against Louisiana-Monroe.

2006: Red-shirted.

Before Clemson: Lettered three times at Grimsley High School, where he was coached by Todd Shuping...member of two Metro AAAA champions and played in the state championship game as a senior...born Jul. 7, 1987...majoring in construction science & management.



84 Akeem Robinson

TE • 6-4 • 260 • *Gr. • 3VL
Miami, FL • Miami Carol City Senior HS



Robinson Fact: Earned his undergraduate degree in December, 2007.

Years Lettered: 2005, 06, 07

Year Started: 2006

Bowl Participation: Reserve tight end in the 2005 Champs Sports Bowl against Colorado; reserve tight end in the 2006 Music City Bowl against Kentucky; reserve tight end in the 2007 Chick-fil-A Bowl against #21 Auburn.

Fall 2008 Depth Chart Position: Second-team tight end

Overview: Fifth-year tight end who has had a lot to do with Clemson's sound rushing game in recent years...Clemson has led the ACC in scoring each of the last two years and been in the top four in the league in rushing...has played 38 career games, including 11 as a starter, at tight end, but has never caught a pass...has played 493 career snaps...has appeared in 38 consecutive games...named to the academic honor roll in both semesters in 2007-08...one of six players on the 2008 roster who already has his undergraduate degree...earned his degree in December of 2007, so he received it in just three-and-a-half years.

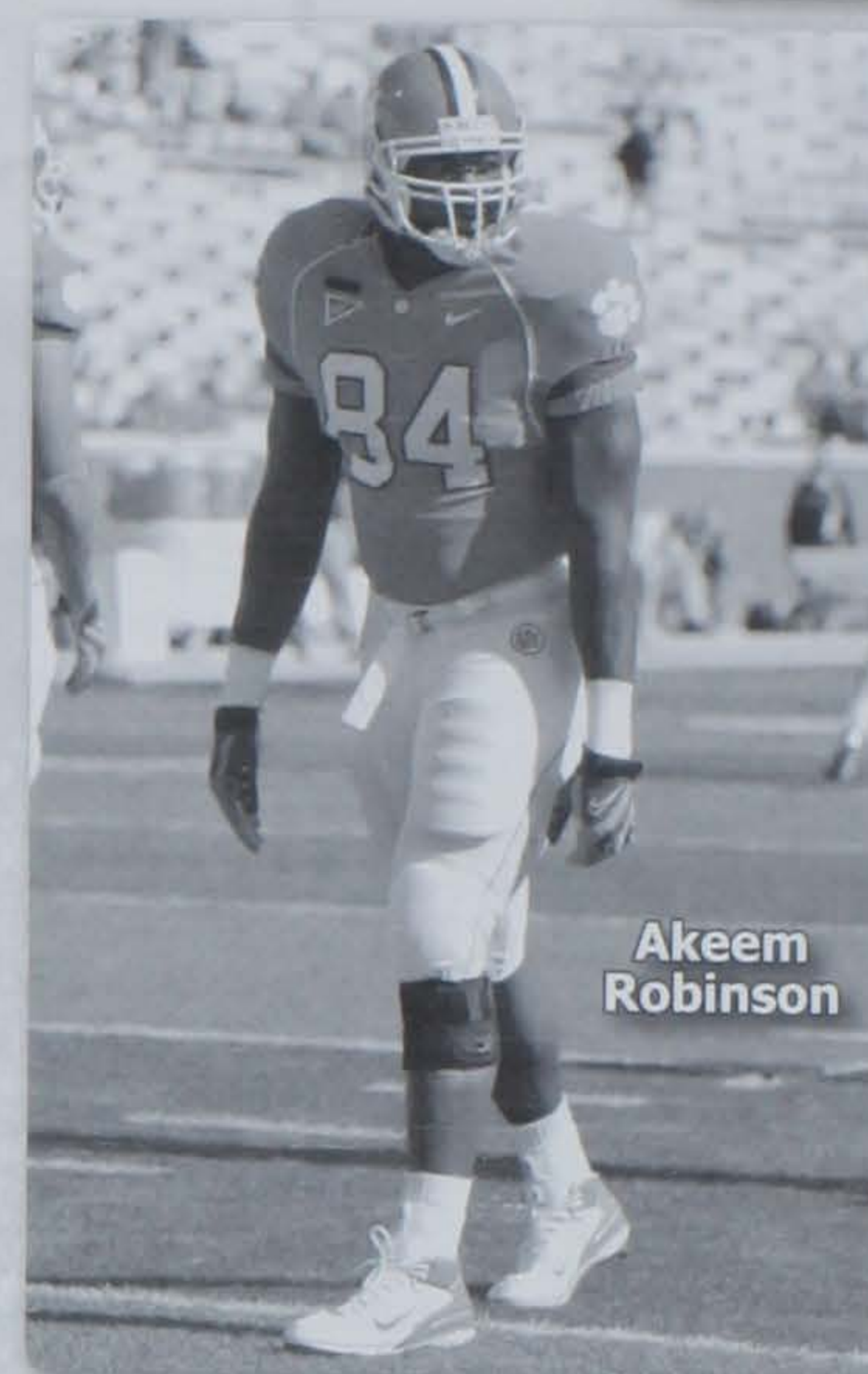
2007: Played on offensive scrimmage plays in every game...started two games (Louisiana-Monroe, Virginia Tech)...played a season-high 35 snaps at N.C. State, helping the Tigers to 608 yards of total offense...had 11 knockdown blocks, including a season-high four at N.C. State.

2006: Started nine games and played 303 snaps...had his two highest snap totals in Clemson's two most impressive victories; played 42 snaps at Wake Forest and graded 81 percent, then played 43 snaps against #13 Georgia Tech and graded 91 percent...had a season-high seven knockdown blocks against Louisiana Tech when he graded a season-high 93 percent...named to the academic honor roll.

2005: Reserve tight end who played every game on special teams and in six games at tight end...played six snaps against Colorado; his blocking helped James Davis to a 150-yard game...used as a run blocker...played five snaps against Temple.

2004: Red-shirted as a defensive lineman, offensive lineman, and tight end.

Before Clemson: Played left offensive tackle as a senior for the AAAAAA state champions of Miami Carol City Senior High School...lettered once in football and four times in basketball...All-Dade pick as a senior...#20 on the Miami-Dade top-25 prospect list...scored 10 points per game on the hardwood...finished in the top-10 percent of his high school class...his parents (Brenda, Leroy) both attended Idaho on track scholarships...coached by Walt Frazier...chose Clemson over Florida...born Dec. 12, 1985...graduated in December, 2007 with a degree in sociology.



Akeem Robinson

Robinson Career Stats

Year	GP-S	Snaps	Rec	Yds	Avg	TD	LG
2005	12-0	21	0	0	---	0	---
2006	13-9	303	0	0	---	0	---
2007	13-2	169	0	0	---	0	---
Totals	38-11	493	0	0	---	0	---



52 Charles Roediger

LS • 6-0 • 225 • *Sr. • SQ
Advance, NC • Forsyth Country Day School



Roediger Fact: Named most improved on special teams by the coaches for the 2008 spring practice.

Fall 2008 Depth Chart Position: First-team long snapper

Overview: In his fourth year on the team...has sat behind veteran long snapper Colin Leonard (2005-07) while waiting his turn...native of Advance, NC, a city close to the Wake Forest campus; he will have a homecoming when the Tigers play at Wake Forest...his family lives at Bermuda Run Country Club, site of the 1986 NCAA Golf Championship...good athlete who does a back flip at the conclusion of calisthenics during each Thursday practice.

2007: Played one game, as he was the long snapper for the extra point that gave Clemson its 70th point against Central Michigan.

2006: Scout-team member...did not appear in a game.

2005: Scout-team member...did not appear in a game...joined the team as a walk-on in January.

Before Clemson: Played at Forsyth Country Day School...lettered four times in football, twice in basketball, and once in baseball; he played all three sports as a senior...played linebacker, center, and long snapper...coached by Mike Bramlet...played in the state basketball tournament as a junior and senior; his team reached the semifinals as a junior...summer intern with the Clemson Tiger Radio Network...his father is a 1969 Clemson graduate who was a walk-on on the Tiger men's track team...born Sept. 6, 1985...majoring in sport management.



Charles Roediger

Veteran Bios



7 Ricky Sapp

DE • 6-4 • 240 • Jr. • 2VL
Bamberg, SC • Bamberg-Ehrhardt HS

Sapp Fact: Has nine career sacks, eighth among active ACC players.

Years Lettered: 2006,07

Years Starter: 2007

Bowl Participation: Reserve defensive end in the 2006 Music City Bowl against Kentucky; starting defensive end in the 2007 Chick-fil-A Bowl against #21 Auburn.

Fall 2008 Depth Chart Position: First-team bandit end

Overview: Second among active Tigers in career tackles for loss (16)...fourth-team preseason All-American by **Phil Steele**...#8 defensive end in the nation by **Phil Steele**...returning starter at bandit end; he played behind All-American Gaines Adams in 2006...has played 26 straight games over two years and has 31 quarterback pressures...has nine career sacks, most among active Tigers...his 16 tackles for loss are second-most among active Tigers...has played defense in every game the last two seasons...First-Team **USA Today** All-American in high school and played in the U.S. Army All-American game...#18 prospect in the nation by **Tom Lemming** in high school...from same high school as freshman Da'Quan Bowers, the top-rated high school player in the nation by **ESPN.com**; now the duo could be playing on the field at the same time at the two defensive end positions...had two sacks in the Spring Game, the only player who could make that claim.

2007: Played all 13 games...had 52 tackles, second-most among defensive linemen...had 10 tackles for loss, five sacks, and 22 quarterback pressures, the first two being second-best on the team and the last being most on the team...averaged 48 snaps per game...won the coaches award as the top defensive player twice...had six tackles and two sacks in 43 snaps at N.C. State...had seven tackles, including a sack, and three quarterback pressures against Wake Forest...had seven tackles at South Carolina and seven tackles against #14 Virginia Tech; he added two tackles for loss, as the Tigers held the Hokies to just 219 yards...had the Steadman Hawkins Bone-Crushing Hit-of-the-Game against N.C. State and #14 Virginia Tech, as chosen by the Clemson radio network...team's leading tackler (7) at South Carolina...had one tackle against Central Michigan, but had four quarterback pressures...had four quarterback pressures against #21 Auburn.

2006: Second on the team in sacks (4), quite an accomplishment considering he played behind All-American Gaines Adams and averaged just 17 snaps per contest...ended the N.C. State game when he had an 11-yard sack on the Wolfpack's last offensive play, preserving the Tigers' 26-20 victory...had 20 tackles, including six for loss...had four tackles in the season-opener against Florida Atlantic and four tackles against Temple...recorded three tackles for loss and one sack in 24 snaps against Temple...appeared on defense in all 13 games for an average of 15 snaps per contest...recorded one tackle in 12 snaps in the Music City Bowl against Kentucky...honorable mention freshman All-American by **Scout.com**.

Before Clemson: First-Team **USA Today** All-American at Bamberg-Ehrhardt High School...first Tiger signee named first or second-team All-American by **USA Today** as a defensive lineman since Pierre Wilson in 1989...U.S. Army All-American; he played in the U.S. Army All-Star game in San Antonio, TX...#17 prospect in the nation by **CollegeFootballNews.com**...#18 prospect in the nation by **Tom Lemming**...#21 prospect in the nation by **Rivals.com**...#61 prospect in the nation by **ESPN.com**...second-team All-American by EA Sports...#1 prospect in the state by **SuperPrep** and **The State**...#2 defensive end in the nation by **CollegeFootballNews.com**...#3 defensive end in the nation by **Rivals.com**...#5 defensive end in the nation by **Scout.com**...#6 defensive lineman in the nation by **SuperPrep** and #9 by **PrepStar**...#2 prospect in the state by **Rivals.com**...#1 defensive end in the East region and East Hot 100 member by **Scout.com**...Super Southern 100 pick and one of the nation's top-25 players by **Atlanta Constitution**...Greenville Touchdown Club Player-of-the-Year in the state...first-team All-South by Countdown to Signing Day...Shrine Bowl selection...had 82 tackles, 25 tackles for loss, and 11 sacks as a senior...all-region and all-state as a junior...had 70 tackles, 27 tackles for loss, and 11 sacks as a junior...all-region as a sophomore...track and basketball standout...three-year state regional champion in the 100m (10.76 career-best), 200m (21.0 career-best), and 4x100m relay...two-year starter and all-region (twice) in basketball...

coached by Ron Duncan...chose Clemson over Florida State, Georgia, N.C. State, Oklahoma, South Carolina, and Virginia Tech...born Nov. 14, 1986...majoring in sociology.

Sapp 2007 Game-By-Game Stats

Date	Opponent	Snaps	Hit	Ast	Tot	TFL	Sacks	QP
9-3	Florida State	*45	2	0	2	1-5		
9-8	Louisiana-Monroe	*47	2	2	4	1-3		
9-15	Furman	*32	0	1	1			
9-22	at N.C. State	*43	4	2	6	2-19	2-19	
9-29	at Georgia Tech	*54	1	3	4	1-4		1
10-6	Virginia Tech	*51	3	4	7	2-9	1-5	2
10-20	Central Michigan	*27	1	0	1	1-4		4
10-27	at Maryland	*52	2	1	3			2
11-3	at Duke	*34	1	0	1	1-5	1-5	3
11-10	Wake Forest	*44	3	4	7	1-8	1-8	3
11-17	Boston College	*72	1	4	5			3
11-24	at South Carolina	*46	3	4	7			
12-31	Auburn	*73	2	2	4			4
Totals		620	25	27	52	10-57	5-37	22

* - start; had a caused fumble against Virginia Tech.

Sapp Career Stats

Year	GP-S	Snaps	Hit	Ast	Tot	TFL	Sacks	Int	QP	PBU	CF-RF
2006	13-0	197	12	8	20	6-38	4-36	0-0	9	2	1-0
2007	13-13	620	25	27	52	10-57	5-37	0-0	22	3	1-0
Totals	26-13	817	37	35	72	16-95	9-73	0-0	31	5	2-0



97 Dorell Scott

DT • 6-4 • 320 • *Sr. • 3VL
Columbia, SC • Ridge View HS

Scott Fact: Preseason Outland Trophy candidate by the Football Writers Association.

Years Lettered: 2005,06,07

Years Starter: 2006,07

Bowl Participation: Reserve defensive tackle in the 2005 Champs Sports Bowl against Colorado; starting defensive tackle in the 2006 Music City Bowl against Kentucky; starting defensive tackle in the 2007 Chick-fil-A Bowl against #21 Auburn.

Fall 2008 Depth Chart Position: First-team nose guard

Overview: Second among active Tigers in career sacks (8)...#16 defensive tackle in the nation by **Phil Steele**...first-team preseason All-ACC by **Athlon**...third-strongest player on the team in terms of total weight lifted (1,650)...has the fourth-best bench press (425)...fifth in 225 reps (28) and third in the hang clean (370)...named most improved among defensive linemen by the coaches for the 2008 spring practice...has started 26 consecutive games in two years and played 35 of a possible 38 games overall; he missed the first three games of 2005...had 54 tackles in 13 games in 2006 and 50 tackles in 13 games in 2007...has played three bowl games...started in the 2006 Music City Bowl against Kentucky and had a career-high nine tackles and one sack.

2007: Third among Tiger defensive linemen in tackles (50)...started all 13 games for Clemson's top-10 scoring defense...had three sacks, third-most on the team...10th on the team in tackles...had a season-high eight tackles against both Louisiana-Monroe and #18 Boston College; he had two tackles for loss against the Eagles...had six tackles, one sack, and three quarterback pressures against Wake Forest...had six tackles at N.C. State...had four tackles at South Carolina, including combining with Antonio Clay to stop Cory Boyd on South Carolina's last offensive play on third-and-four; Clemson got the ball back with 2:09 left and drove for the winning field goal thanks to that stop; he added an interception at a key moment in that game...named defensive player-of-the-game by the coaches against Louisiana-Monroe and Wake Forest.

2006: Started all 13 games at defensive tackle and averaged 33 snaps per game...had at least two tackles in every game, the only interior lineman who could make that claim...played his best game in the Music City Bowl against Kentucky with nine tackles and a sack in 44 snaps...had seven tackles at Virginia Tech...had a sack against North Carolina...had five tackles against Florida Atlantic...had a strong game against N.C. State with four tackles...named defensive player-of-the-game against North Carolina by the coaches.

2005: Had 18 tackles in nine games...had 14 tackles in the last six games...averaged five snaps in the first six games and 25 in the last six games...had 10



quarterback pressures in 182 snaps; eight were in the last four games... had three tackles and three quarterback pressures in 26 snaps against Colorado...played at least 20 snaps in each of the last four games...tied for fourth in the ACC in recovered fumbles (2), both against Temple; became the first Tiger to recover two in a game since 1996; he had six tackles and a sack...had three tackles and a sack against Duke...saw his first action against #25 Boston College and had a tackle in three snaps.

2004: Red-shirted.

Before Clemson: Shrine Bowl selection...#30 defensive tackle in the nation by CollegeFootballNews.com...#32 defensive tackle in the nation by **SuperPrep**...three-year starter at Ridge View High School...first-team all-state by **AP** as a senior...#39 defensive tackle in the nation by Rivals.com...#7 prospect in the state by Rivals.com and **SuperPrep**...All-Atlantic region pick by **PrepStar**...Super Southern 100 team pick by **Atlanta Constitution**...All-Mid Atlantic by **SuperPrep**...two-time all-area and all-conference...had 242 career tackles, 31 tackles for loss, seven sacks, 35 quarterback pressures, four caused fumbles, six recovered fumbles, and one defensive touchdown...named team defensive MVP three times...had 101 tackles, 12 tackles for loss, and a 90-percent grade as a senior; played on offense in four games and had an 89-percent grade...had 70 tackles, five tackles for loss, three caused fumbles, and three recovered fumbles as a junior...had 71 tackles and 13 tackles for loss as a sophomore...coached by Kirk Burnett...chose Clemson over Auburn, Florida, and South Carolina...born Mar. 15, 1986...majoring in sociology.



Dorell Scott

Scott 2006 Game-By-Game Stats

Date	Opponent	Snaps	Hit	Ast	Tot	TFL	Sacks	QP
9-2	Florida Atlantic	*28	4	1	5	1-3		
9-9	at Boston College	*41	3	1	4			
9-16	at Florida State	*29	2	1	3			1
9-23	North Carolina	*18	2	0	2	1-8	1-8	
9-30	Louisiana Tech	*25	1	2	3			
10-7	at Wake Forest	*37	1	3	4			1
10-12	Temple	*14	3	1	4			1
10-21	Georgia Tech	*40	1	2	3			1
10-26	at Virginia Tech	*46	5	2	7			1
11-4	Maryland	*31	1	1	2	1-1	1-1	1
11-11	N.C. State	*31	4	0	4			1
11-25	South Carolina	*46	1	3	4			
12-29	Kentucky	*44	4	5	9	1-12	1-12	1
Totals		430	32	22	54	4-24	3-21	8

* - start

Scott 2007 Game-By-Game Stats

Date	Opponent	Snaps	Hit	Ast	Tot	TFL	Sacks	QP
9-3	Florida State	*28	0	0	0			
9-8	Louisiana-Monroe	*36	6	2	8	1-1	1-1	
9-15	Furman	*36	1	1	2			
9-22	at N.C. State	*33	3	3	6			1
9-29	at Georgia Tech	*37	3	1	4			
10-6	Virginia Tech	*37	4	1	5	1-1		
10-20	Central Michigan	*11	0	0	0			
10-27	at Maryland	*48	1	1	2			1
11-3	at Duke	*32	4	1	5			
11-10	Wake Forest	*50	4	2	6	1-1	1-1	3
11-17	Boston College	*54	6	2	8	2-7	1-6	1
11-24	at South Carolina	*27	0	4	4			2
12-31	Auburn	*24	0	0	0			
Totals		453	32	18	50	5-10	3-8	8

* - start; Note: Had an interception for one yard at South Carolina.

Scott Career Stats

Year	GP-S	Snaps	Hit	Ast	Tot	TFL	Sacks	Int	QP	PBU	CF-RF
2005	9-0	182	10	8	18	2-5	2-5	0-0	10	1	0-2
2006	13-13	430	32	22	54	4-24	3-21	0-0	8	0	0-0
2007	13-13	453	32	18	50	5-10	3-8	1-1	8	0	0-0
Totals	35-26	1065	74	48	122	11-39	8-34	1-1	26	1	0-2



15 Coty Sensabaugh

CB • 6-0 • 180 • *Fr. • RS
Kingsport, TN • Dobyns-Bennett HS




Sensabaugh Fact: In addition to his exploits in football, he played on the same AAU basketball team in Tennessee with current Tiger basketball guard Terrence Oglesby.

Fall 2008 Depth Chart Position: Reserve cornerback

Overview: Had an outstanding spring after red-shirting in 2007; he had four interceptions combined in scrimmages, including one interception in the Spring Game...second-team cornerback entering the fall...one of the fastest Tigers on the squad; he will certainly help the Tigers as a cover cornerback during the 2008 season and in the future...native of Tennessee who was a two-sport standout in high school...named to the academic honor roll for the 2007 fall semester.

2007: Red-shirted.

Before Clemson: Football and basketball standout at Dobyns-Bennett High School...team MVP on the gridiron during his senior season...coached by Graham Clark...started on both offense and defense at Dobyns-Bennett High School...top wide receiver on the team with 48 receptions for 915 yards and 14 touchdowns; he added four interceptions on defense...selected to play in the Tennessee-Kentucky All-Star game...helped his team to the Big East Conference title along with a 12-1 record during his senior season...his team advanced to the state quarterfinals; it was its second consecutive 12-1 campaign...had six receptions for 148 yards and two touchdowns along with one interception against Science Hill High School...consensus all-state selection, including to the team chosen by the Tennessee Sportswriters Association...standout on the hardwood; he was a starting guard for two years and played in the East/West All-Star game...averaged a team-best 17.3 points per game as a junior when he helped Dobyns-Bennett High School to a 25-11 record...first-team All-NET selection as a junior...played AAU basketball during the summer of 2006; he was a teammate of current Tiger basketball guard Terrence Oglesby...ran multiple events in track...recruited by Vic Koenning...born Nov. 15, 1988...majoring in communication studies.



73 David Smith

OG • 6-5 • 285 • *Fr. • RS
Greenville, SC • Greenville HS



Smith Fact: Attended the same high school (Greenville (SC) High) as fellow offensive lineman and junior Cory Lambert.

Fall 2008 Depth Chart Position: Second-team left offensive guard

Overview: Another strong offensive lineman from nearby Greenville (SC) High School...from the same high school that sent offensive tackle Cory Lambert to Clemson; Lambert is a red-shirt junior and Smith is a red-shirt freshman on the 2008 squad...had a solid 2008 spring and was in a battle for a starting offensive guard position with junior Jamaricus Grant; that battle will continue during the 2008 fall...in the top 10 on the team in all strength training categories...has the team's seventh-best bench press (405)...third on the team in the power clean (345)...sixth on the team in the squat lift (585)...10th on the team in the hang clean (345)...sixth on the team in total weight lifted in all categories (1,580).

2007: Red-shirted.

Before Clemson: Rated as the #52 offensive tackle in the nation by Rivals.com...#49 offensive tackle in the nation by Scout.com...#13 prospect in South Carolina by TigerIllustrated.com...#17 prospect in South Carolina by **SuperPrep**...all-region selection by **PrepStar**...#16 prospect in South Carolina by Rivals.com...#17 prospect in South Carolina by CUTigers.com...played at nearby Greenville High School...played in the **Max Emfinger** All-American game...had 94 knockdown blocks during his senior season...selected for the North-South All-Star game...member of the National Honor Society...recruited by David Blackwell...chose Clemson over Maryland...born Feb. 22, 1989...majoring in sociology.

Veteran Bios

28 C.J. Spiller

RB • 5-11 • 190 • Jr. • 2VL
Lake Butler, FL • Union County HS

Spiller Fact: Had an 83-yard touchdown run against #21 Auburn in 2007 Chick-fil-A Bowl, the longest play from scrimmage in Clemson bowl history.

Years Lettered: 2006,07

Years Starter: 2007

Bowl Participation: Reserve running back in the 2006 Music City Bowl against Kentucky; reserve running back in the 2007 Chick-fil-A Bowl against #21 Auburn.

Fall 2008 Depth Chart Position: Co-first-team running back

Overview: One half of Clemson's "thunder & lightning" duo; Spiller and Davis are main reasons Clemson is rated as having the best backfield in the nation by **Athlon** and **Lindy's** in the preseason...one of the most exciting players in college football...All-American in track, as he uses that speed to his benefit on the gridiron...has played just two years, but he is already seventh in school history in all-purpose yards (3,138); he is on pace to break Derrick Hamilton's career record (4,839) and could get there in 2008...22nd in career rushing (1,706) at Clemson; he has averaged 6.23 yards per carry, the best mark in school history for a player with 250 carries...ninth in career kickoff return yards (781) at Clemson and seventh among active ACC players...third in career rushing yards among active ACC players...third in rushing touchdowns among active ACC players (13)...10th among active ACC players in career punt return yards (170)...named to the academic honor roll in both semesters in 2007-08...#3 all-purpose player in the nation by **Lindy's**...#4 player in the ACC by **Lindy's**...#9 running back and #5 kick returner in the nation by **Phil Steele**...first-team All-ACC as a kick returner/athlete by **Athlon** and **Lindy's**...Clemson was 7-1 in 2007 when he averaged at least 5.0 yards per rush and 12-3 in his career...Clemson is 6-2 in the last two years when he rushes for at least 100 yards...had at least one catch in 22 of his 26 career games...only started five games in 2007, but he played 508 snaps (39 per game)...has 53 career receptions for 481 yards, among the top-five reception totals in school history for a running back...has scored 19 career touchdowns, including 13 rushing, four receiving, and two on kickoff returns...has 10 touchdown plays of at least 50 yards in his career, a school record; six of those came in 2006 as a freshman...native of Florida who is one of the most-popular student-athletes at Clemson...All-American on Clemson's track team...member of the All-American 4x100m relay team in 2007...All-American in track in the indoor season when he finished 10th in the nation in the 60m...averaged 7.3 yards per carry as a freshman in 2006, the best by an ACC player since Warrick Dunn had a 7.5-yard average at Florida State in 1995; Spiller wears #28 in honor of Dunn, who he idolized as a youth...has played N.C. State twice and has two 100-yard rushing games against the Wolfpack...first-team **Parade** and **USA Today** All-American in high school.

2007: Honorable Mention All-ACC pick as a kick returner by **AP/ACSMA**...second-team All-ACC kick returner by **Rivals.com**...led the Tigers and was fourth in the ACC in all-purpose yards (132.5)...second in the ACC and 14th in the nation in kickoff returns (28.8)...only ACC player with two kickoff returns for touchdowns; he is just the second Tiger to do it in one year, joining Doug Thomas (1990)...had the kickoff returns for touchdown in consecutive games against Duke and Wake Forest, the first Tiger in history to return kickoffs for scores in consecutive games...second in the ACC in kickoff returns and eighth in punt returns (8.6); he was one of four players in the top 10 in the ACC in both return areas...second-leading rusher on the team with 768 yards...averaged 5.3 yards per rush...had 25 carries of 10 yards or more, second-most on the team...touched the ball 214 times on returns, receptions, and rushes, averaging 16.5 touches per game...third-leading receiver with 34 catches...had three 100-yard rushing games, including 114 yards on 21 carries at N.C. State and 106 yards on 17 carries at Maryland; had added eight carries for 112 yards and one touchdown in the Chick-fil-A Bowl against #21 Auburn...had a stronger second half of the season when he averaged at least 5.0 yards per carry in five of the last six regular-season games; Clemson was 5-0 in those contests...had just 38 rushing yards against Louisiana-Monroe, but he had 87 receiving yards on four catches...had 1,723 all-purpose yards, fourth-most in school history...earned a helmet sticker from **ESPN** for his 114 yards on 21 carries and three catches for 34 yards at N.C. State; he also had 41 kickoff return yards, so he

had 189 all-purpose yards...in the last seven games, he had 83 carries for 564 yards, a 6.1-yard average...had a 68-yard touchdown reception against Louisiana-Monroe and 11-yard touchdown reception at N.C. State...had 88 yards on 16 carries along with four receptions at South Carolina...had 112 rushing yards, and eight-yard punt return, and 103 yards on kickoff returns, as he totaled 218 all-purpose yards against #21 Auburn...only Tiger in history with a 100-yard kickoff return game and 100-yard rushing performance in the same game...had an 83-yard touchdown run against #21 Auburn, the longest rush in the history of the Peach/Chick-fil-A Bowl and the longest play in school history in a bowl game.

2006: Led the team and was second in the ACC in 100-yard rushing games (5); he set a Clemson freshman record...led ACC freshmen in rushing yards per game...averaged 7.3 yards per rush, the best by any ACC player since Warrick Dunn had a 7.48-yard average in 1995; it was also the fourth-best figure in the nation and fourth-best in ACC history...second in the ACC in all-purpose yards per game (108.8)...52nd in the nation in rushing yards per game (72.2) and 48th in all-purpose yards per game...tied for third in the ACC in total touchdowns (12) and tied for seventh in scoring (6.0)...finished the regular season strong with two 150-yard rushing games; he had 154 yards against N.C. State and 155 against South Carolina...first Tiger running back to gain at least 150 rushing yards in consecutive games since Terry Allen (1988); his performance against the Gamecocks included an 80-yard run, the longest by a Tiger in 13 years...had an 82-yard reception at Boston College, the fourth-longest catch in Tiger history and the longest by a running back in school history...had 938 rushing yards, third-most in a season by a Tiger freshman...established Clemson freshman records for all-purpose yards (1,415) and touchdowns...fourth in the ACC in rushing yards per game and eighth in scoring...three-time ACC Rookie-of-the-Week; he was named for his performances against North Carolina, Wake Forest, and #13 Georgia Tech...his 938 rushing yards were eight-best in ACC history among freshmen...his 10 rushing touchdowns tied for fourth in ACC history by a freshman...second in the ACC in 100-yard rushing games (5)...started the season-opener at running back against Florida Atlantic, just the eighth freshman running back to start an opener since 1953...named offensive player-of-the-game four times by the coaches, all during the last seven games...had 116 rushing yards against #13 Georgia Tech; he teamed with James Davis to become the first 200/100-yard rushing combo in the same game in Tiger history...totaled 19 catches for 210 yards...had a 52-yard run for a touchdown and a 50-yard reception for a score against #13 Georgia Tech, the first Tiger in history with one of each of 50 yards or more in the same game...had six touchdowns of 50 yards or more, most in Clemson history in a season...had at least one reception in 10 games; he had streak of eight in a row at one point...had just 103 rushing yards in his first four games, but had 104 carries for 835 yards in his last nine games; that was 8.0 yards per carry and 93 yards per game over the last nine games.

Track (2007-08): Outdoor - Returned to track after practicing with the football team during the spring...ran a 10.59 in the 100m prelims at the ACC Championships and finished fourth at the league meet in Atlanta, GA...posted a regional-qualifying time of 10.33 in the 100m at the Orange & Purple Classic...ran the third leg with the Tigers' 4x100m relay team that ran a season-best 39.23...his best time in the 200m was 20.96 at the East Region Championships...placed sixth in the 100m and seventh in the 200m at regionals; he recorded his top career times in both, including a 10.29 in the 100m prelims...**Indoor** - Earned All-America honors in the 60m as the 10th-place finisher and eighth-best American; he ran a 6.67 in the prelims...qualified for the NCAA Championships automatically with the second-best time (6.58) in the nation; he recorded the time in a win at the Carolina Classic in Chapel Hill, NC in February; that time is fifth-best in school history, behind four current or former All-Americans...earned his first All-ACC certificate in the 60m after finishing runner-up to teammate Travis Padgett at the league meet; he posted a 6.70 in the final...finished fifth in the 200m (22.04) at the ACC meet.



C.J. Spiller



Track (2006-07): Outdoor - Qualified for the NCAA Championships as a member of the 4x100m relay team...helped the squad to a seventh-place finish at the NCAA Championships and earned his first All-America certificate; he ran anchor leg...earned his first-ever All-ACC certificate after placing third in the 100m...helped the 4x100m relay team to a runner-up finish and the fourth-best time in the nation (39.48) at the conference meet...regional qualifier multiple times in the 100m; his top time was 10.41 at the Clemson Invitational...**Indoor** - Scored at the ACC meet in the 60m (6.74); it was an NCAA provisional qualifying mark.

Before Clemson: Had 541 carries for 5,511 yards (10.2 average) in his career at Union County High School...First-Team **USA Today** All-American, the first running back to come to Clemson with that honor since 1989 (Rudy Harris)...First-Team **Parade** All-American; also the first **Parade** All-America running back to come to Clemson since Harris...#8 prospect in the nation by **Rivals.com**, including the #1 all-purpose running back; also the #1 player in Florida...#43 player and #6 running back in the nation by **CollegeFootballNews.com**...#12 prospect in the nation by **Tom Lemming**...#16 prospect in the nation by **Scout.com** and #4 running back...#23 prospect and #4 running back in the nation by **SuperPrep**...#47 prospect in the nation by **ESPN.com**...EA Sports Second-Team All-American...first-team All-South by Countdown to Signing Day...U.S. Army All-American; he played in the U.S. Army All-Star game...selected for the California-Florida High School All-Star game...had 176 carries for 1,840 yards (10.5 average) as a senior; also had 30 rushing touchdowns and one on a kickoff return; added 15 catches for 249 yards...scored 93 touchdowns in his career, including 85 rushing, three receiving, three on kickoff returns, and two on punt returns...three-time all-state pick...one of the top track athletes in Florida...state 100m (10.42) and 200m champion...won the 100m at the Golden West Meet, a national meet held in June, 2006 in California; also finished second in the 200m...played shooting guard on the hardwood...coached by Buddy Nobles...selected Clemson over Florida, Florida State, Miami (FL), and Southern California...born Aug. 5, 1987...majoring in sociology.

Spiller 2006 Game-By-Game Stats

Date	Opponent	Snap	Car	Yds	Avg	TD	Rec	Yds	PR	KOR
9-2	Florida Atlantic	*19	6	18	3.0	0	2	17	2-23	1-17
9-9	at Boston College	16	5	31	6.2	0	3	82		3-58
9-16	at Florida State	12	2	-4	-2.0	0	0	0	1-(-5)	1-25
9-23	North Carolina	21	12	58	4.8	2	0	0	1-(-8)	1-11
9-30	Louisiana Tech	25	15	127	8.5	1	2	13	2-2	
10-7	at Wake Forest	32	9	104	11.6	1	3	18		
10-12	Temple	19	12	73	6.1	2	1	4	1-14	
10-21	Georgia Tech	30	16	116	7.3	1	1	50	1-4	
10-26	at Virginia Tech	23	10	41	4.1	0	2	7	2-6	2-41
11-4	Maryland	29	9	41	4.6	0	2	2		2-34
11-11	N.C. State	39	18	154	8.6	1	1	0	1-(-3)	
11-25	South Carolina	27	10	155	15.5	2	2	17		
12-29	Kentucky	30	5	24	4.8	0	0	0		3-48
Totals		322	129	938	7.3	10	19	210	11-33	13-234

* - start; Note: Had an 82-yard touchdown reception at Boston College; had a 50-yard touchdown reception against Georgia Tech.

Spiller 2007 Game-By-Game Stats

Date	Opponent	Snap	Car	Yds	Avg	TD	Rec	Yds	PR	KOR
9-3	Florida State	*42	11	48	4.4	0	2	3	2-25	2-78
9-8	Louisiana-Monroe	23	6	38	6.3	0	4	87	1-2	1-15
9-15	Furman	28	9	-1	-0.1	0	2	29		
9-22	at N.C. State	*45	21	114	5.4	1	3	34		2-41
9-29	at Georgia Tech	43	9	2	0.2	0	1	3	1-8	
10-6	Virginia Tech	43	6	3	0.5	0	6	29	4-55	4-69
10-20	Central Michigan	38	15	96	6.4	1	3	19		1-17
10-27	at Maryland	52	17	106	6.2	0	5	37		
11-3	at Duke	*30	8	56	7.0	0	0	0		1-84
11-10	Wake Forest	*43	8	54	6.8	0	1	16	2-34	1-90
11-17	Boston College	38	11	52	4.7	0	1	10	3-6	1-19
11-24	at South Carolina	*51	16	88	5.5	0	4	9	2-(-1)	2-31
12-31	Auburn	32	8	112	14.0	1	2	-5	1-8	4-103
Totals		508	145	768	5.3	3	34	271	16-137	19-547

* - start; Note: Had a 68-yard touchdown reception against Louisiana-Monroe; had an 11-yard touchdown reception at N.C. State; had an 84-yard kickoff return for a touchdown at Duke; had a 90-yard kickoff return for a touchdown against Wake Forest.

Spiller Career Stats

Year	GP-S	Snap	Car	Yds	Avg	TD	Rec	Yds	TD	PR	KOR
2006	13-1	322	129	938	7.3	10	19	210	2	11-33	13-234
2007	13-5	508	145	768	5.3	3	34	271	2	16-137	19-547
Totals	26-6	830	274	1706	6.2	13	53	481	4	27-170	32-781



5 Rendrick Taylor

RB • 6-2 • 240 • Sr. • 3VL
Clio, SC • Marlboro County HS



Taylor Fact: Clemson has a 20-7 record during the last three seasons in games that he has played and 5-6 record in games he has missed due to injury.

Years Lettered: 2005,06,07

Bowl Participation: Reserve wide receiver in the 2005 Champs Sports Bowl against Colorado; reserve wide receiver in the 2006 Music City Bowl against Kentucky; reserve wide receiver in the 2007 Chick-fil-A Bowl against #21 Auburn.

Fall 2008 Depth Chart Position: Reserve running back

Overview: Solid wide receiver the last three seasons who has moved to running back for his senior year...has been troubled by injuries during his first three seasons...missed six games in 2006 with a broken arm and missed four games in 2007 with a severely-pulled hamstring...missed one game in 2005 with a broken wrist suffered against Boston College...Clemson has a 5-6 record in games he has missed, but the Tigers have a 20-7 record in games he has played; that includes a loss in the 2006 Music City Bowl against Kentucky when he played just two snaps and a loss in the Chick-fil-A Bowl against #21 Auburn in 2007...has 46 career receptions for 480 yards and one touchdown...has played just 27 of a possible 38 games in his career...one of the strongest players on the team in many areas...has done 29 reps of 225 pounds, fourth-best on the team...400-pound bench presser; he is ninth on the team in that category...third on the team in the power clean (345)...seventh on the team in the squat lift (575) and eighth on the team in total weight lifted (1,565)...his 29 reps of 225 pounds are tied for most among all Tiger skill position players since 1984.

2007: Fourth on the team in receptions with 25 for 259 yards...started the year strong; he had nine catches in the first four contests...had three receptions for 53 yards at N.C. State, including a 35-yard catch...had four receptions against Louisiana-Monroe...suffered an injury in practice before the Georgia Tech game and missed four straight games; Clemson was 2-2 in those games...in his first game back at Duke, he started, played 38 snaps, and had four catches for 54 yards...had four receptions for 42 yards against #18 Boston College...had two receptions at South Carolina...had four receptions for 32 yards against #21 Auburn.

2006: Had 12 receptions for 152 yards and one touchdown...one of Clemson's top offensive threats during the first half of the season, but he suffered a broken arm at Wake Forest and missed the rest of the regular season...played two snaps in the Music City Bowl against Kentucky...played seven games and started four games...recorded his only touchdown against Florida Atlantic on an 18-yard reception...totaled three catches for 34 yards at #9 Florida State in his first career start...had two receptions for 39 yards against North Carolina, including a 28-yard catch...had two receptions for 12 yards at Wake Forest before suffering the injury; he was third on the squad in receptions at the time of his injury.

2005: Had nine catches for 69 yards...plagued by a broken wrist suffered against #25 Boston College; he had to play many games with a wrap over it that limited his catching abilities...had three catches for 19 yards against Colorado...played 174 snaps, eighth-most among Tiger freshmen...had three catches prior to the injury, then had six after the injury in the last seven games...had two catches for 10 yards at Maryland.

Before Clemson: Shrine Bowl selection after a standout career at Marlboro County High School...#22 wide receiver in the nation according to **Tom Lemming**...third-team All-South selection by Countdown to Signing Day...**SuperPrep** Mid-Atlantic team member as the #2 prospect



Rendrick Taylor

Veteran Bios

in South Carolina...All-Southern team member by **Orlando Sentinel**...#19 wide receiver in the nation by **CollegeFootballNews.com**...**SuperPrep** All-American as the #93 prospect and #11 wide receiver in the nation...had 24 catches for 550 yards and four touchdowns during his senior season...rushed for 1,001 yards as a senior...two-time all-state and all-region pick...Mr. Football finalist in South Carolina...Lowerstate AAAA Player-of-the-Year...#16 athlete in the nation and #5 prospect in South Carolina by **Rivals.com**...all-region and all-county selection as a junior...had 28 catches for 803 yards and 11 touchdowns during his junior season...lettered four times in football, four times in track, and twice in basketball...coached by Dean Boyd...chose Clemson over Alabama, Florida State, Georgia, South Carolina, and Tennessee...born Apr. 3, 1987...majoring in special education.

Taylor 2007 Game-By-Game Stats

Date	Opponent	Snaps	Rec	Yds	Avg	TD	LG	Car	Yds	KOR
9-3	Florida State	30	0	0	---	0	---	1	0	
9-8	Louisiana-Monroe	21	4	38	9.5	0	13	0	0	
9-15	Furman	*26	2	17	8.5	0	10	0	0	
9-22	at N.C. State	30	3	53	17.7	0	35	0	0	
9-29	at Georgia Tech				DNP					
10-6	Virginia Tech				DNP					
10-20	Central Michigan				DNP					
10-27	at Maryland				DNP					
11-3	at Duke	*38	4	54	13.5	0	26	1	-1	
11-10	Wake Forest	48	3	19	6.3	0	11	0	0	
11-17	Boston College	*50	4	42	10.5	0	22	0	0	1-17
11-24	at South Carolina	51	2	4	2.0	0	2	0	0	
12-31	Auburn	44	3	32	10.7	0	14	0	0	
Totals		338	25	259	10.4	0	35	2	-1	1-17

* - start

Taylor Career Stats

Year	GP-S	Snaps	Rec	Yds	Avg	TD	LG	Car	Yds	TD	KOR
2005	11-0	174	9	69	7.7	0	21	0	0	0	0-0
2006	7-4	154	12	152	12.7	1	32	0	0	0	0-0
2007	9-3	338	25	259	10.4	0	35	2	-1	0	1-17
Totals	27-7	666	46	480	10.4	1	35	2	-1	0	1-17



95 Drew Traylor

DE • 6-5 • 230 • *Fr. • RS
Birmingham, AL • Mountain Brook HS

Traylor Fact: Sat out the 2007 season with an injury that he suffered before he came to Clemson.

Fall 2008 Depth Chart Position: Reserve bandit end

Overview: Reserve defensive end who fell behind in 2007 after suffering an injury while working at home; he came back to full strength for the 2008 spring practice...had one tackle in the Spring Game.

2007: Red-shirted.

Before Clemson: Rated as the #96 defensive end in the nation by **Scout.com**...#22 prospect in Alabama by **Rivals.com**...#17 prospect in Alabama by **SuperPrep**...all-region pick by **PrepStar**...had 79 tackles, 13 tackles for loss, and 9.5 sacks as a senior at Mountain Brook High School...played defensive end and outside linebacker...had five sacks as a junior...lettered in baseball...recruited by Dabo Swinney...chose Clemson over Duke, Kentucky, Northwestern, Purdue, South Carolina, and Vanderbilt...born May 17, 1989...majoring in construction science & management.



16 Michael Wade

QB • 6-1 • 200 • *So. • 1VL
Greer, SC • Riverside HS

Wade Fact: Named the most improved quarterback for the 2008 spring practice by the coaches.

Years Lettered: 2007

Bowl Participation: Special teams player in the 2007

Chick-fil-A Bowl against #21 Auburn.

Fall 2008 Depth Chart Position: Reserve quarterback

Overview: Versatile player who will contribute to the 2008 team...red-shirt sophomore who came to Clemson as a quarterback...played safety in 2007 and also served as the holder on placekicks...returned to the quarterback position in the spring of 2008...completed a 32-yard pass to Terrence Ashe in the Spring Game...named to the academic honor roll in both semesters in 2007-08, including the dean's list in both semesters...had a perfect 4.0 GPA in each of his first two semesters...high school teammate of fellow Tiger Richard Jackson.

2007: Reserve safety and holder...held on placekicks all season and helped Mark Buchholz with many timely kicks, including the game-winner at South Carolina with no time left on the clock...played two games (Central Michigan, Duke) on defense.

2006: Red-shirted.

Before Clemson: Completed 113-222 passes for 1,376 yards and 13 touchdowns, and totaled 354 rushing yards with five touchdowns as a senior captain at Riverside High School...#15 dual-threat quarterback in the nation by **Rivals.com**...#13 prospect in South Carolina by **The State**, #14 prospect in South Carolina by **Rivals.com**, and #20 prospect in South Carolina by **SuperPrep**...#38 quarterback in the nation by **Scout.com**...**South Carolina High School Sports Report** All-Region and All-State selection during his senior season...passed for 1,338 yards and nine touchdowns with 623 rushing yards during his junior season...selected as team MVP as a junior...all-region and all-county selection as a junior...outstanding student who was a member of the National Honor Society...member of the state championship baseball team during his sophomore season...high school teammate of fellow Tiger Richard Jackson...his father Mike was a letterman on Clemson's 1981 National Championship football team and his mother Elizabeth played on Clemson's volleyball team...coached by Don Frost...chose Clemson over Duke and Maryland...born Nov. 24, 1987...majoring in financial management.

Wade Career Stats

Year	GP-S	Snaps	Hit	Ast	Tot	TFL	Sacks	Int	QP	PBU	CF-RF
2007	13-0	3	0	0	0	0-0	0-0	0-0	0	0	0-0



72 Landon Walker

OT • 6-5 • 280 • *Fr. • RS
North Wilkesboro, NC • East Wilkes HS

Walker Fact: His father Gary was on the roster for Clemson's National Championship football squad in 1981.

Fall 2008 Depth Chart Position: Co-second-team right offensive tackle

Overview: Will be in a battle for playing time at an offensive tackle position as a red-shirt freshman...had considerable work at right offensive tackle behind Chris Hairston during the spring...his father Gary was on the roster during Clemson's 1981 National Championship season...entered Clemson in January of 2007, therefore he has been through two spring practices and one season.

2007: Red-shirted...enrolled at Clemson in January and participated in spring practice.

Before Clemson: All-America selection according to **PrepStar** at East Wilkes High School...#13 offensive lineman in the nation by **Scout.com**...#14 offensive tackle in the nation by **Rivals.com**...#13 offensive tackle in the nation according to **CollegeFootballNews.com**...#13 prospect in North Carolina according to **SuperPrep**...#5 prospect in North Carolina by **Rivals.com**...followed the footsteps of his father Gary, who was a member of Clemson's 1981 Championship squad...named county defensive player-of-the-year by **Wilkes Journal-Patriot** during his senior season...had 130 tackles, 25 tackles for loss, 14 sacks, one recovered fumble, and 10 pass breakups as a senior...graded 85 percent on offense during his senior season...Shrine Bowl selection...graduated from East Wilkes High School a semester early in December of 2006 and enrolled in classes at Clemson for the 2007 spring semester...all-state and All-Northwest team selection during his senior season...selected twice to the all-conference team on both offense and defense...three-time all-county selection...recruited by Billy Napier...chose Clemson over East Carolina, Maryland, North Carolina, N.C. State, Tennessee, and Wake Forest...born Mar. 9, 1989...majoring in pre-business.

Veteran Reserves



#51 Eddie Adams
OL/LS • Jr.
Greenwood, SC



#46 Kantrell Brown
S • Fr.
Saint Matthews, SC



#16 Kyle Davisson
WR • Sr.
Alpharetta, GA



#92 John Early
PK • Sr.
Darlington, SC



#91 Gray Gardner
TE • Fr.
Camden, SC



#54 Brock Henderson
LB • So.
Greenville, SC



#89 Brian Hill
WR • Jr.
Clemson, SC



#19 Ike Ihewunwa
S • Jr.
Powder Springs, GA



#90 Matthew Knowles
DE • Sr.
Greenville, SC



#39 Shawn Leonard-Horwith
S • So.
La Crescenta, CA



#46 Brandon Oliver
LB • Sr.
Summerton, SC



#45 Cameron O'Sullivan
LB • Sr.
Spartanburg, SC



#45 Phillip Price
TE • Fr.
Dillon, SC



#87 Chris Richardson
LB • Fr.
Lithia Springs, GA



#58 Caleb Simmons
OL • Fr.
Lake City, SC



#12 Brandon Speweik
QB • Jr.
Oregon, OH



#53 Preston Stone
OL • Sr.
Arlington, TX



#37 Ronald Watson
RB • Jr.
Mauldin, SC



#46 Britton Whetsell
LB • Sr.
Bowman, SC



#61 John Wright
DE • So.
Anderson, SC


Year-By-Year Attendance

Year	Total Games	Season Attendance	Average Attendance	Home Games	Home Attendance	Avg. Home Attendance	National Ranking
1960	10	247,780	24,778	5	141,080	28,286	---
1961	10	310,000	31,000	5	132,000	26,400	---
1962	10	291,640	29,164	5	158,000	31,600	---
1963	10	318,587	31,859	4	103,496	25,874	---
1964	10	260,725	26,073	4	112,000	28,000	---
1965	10	333,736	33,374	4	113,000	28,250	---
1966	10	355,286	35,529	4	146,237	36,559	---
1967	10	389,618	38,962	5	206,275	41,255	---
1968	10	386,432	38,643	4	147,434	36,859	---
1969	10	339,936	33,994	4	136,252	34,063	---
1970	11	367,347	33,395	6	205,376	34,229	---
1971	11	398,222	36,200	5	154,741	30,948	---
1972	11	398,732	36,248	5	192,456	38,491	---
1973	11	411,477	37,407	6	188,500	31,417	---
1974	11	440,384	40,034	6	251,424	41,904	---
1975	11	487,436	44,312	5	195,873	39,174	---
1976	11	459,845	41,804	5	221,486	44,297	---
1977	12	580,067	48,339	5	235,152	47,030	---
1978	12	599,793	49,983	6	321,763	53,627	---
1979	12	641,109	53,426	6	353,576	58,929	---
1980	11	567,436	51,628	6	369,770	61,628	---
1981	12	683,871	56,989	6	371,152	61,859	20
1982	11	592,902	53,900	6	380,679	63,446	18
1983	11	701,937	63,812	7	521,898	74,557	10

Year	Total Games	Season Attendance	Average Attendance	Home Games	Home Attendance	Avg. Home Attendance	National Ranking
1984	11	750,847	68,259	6	467,670	77,945	8
1985	12	749,282	62,440	6	460,413	76,736	6
1986	12	765,771	63,814	5	393,500	78,700	6
1987	12	825,836	68,820	8	602,526	75,316	10
1988	12	758,727	63,227	6	490,502	81,750	5
1989	12	759,468	63,289	6	473,566	78,927	7
1990	12	717,293	59,774	6	475,174	79,196	7
1991	12	839,423	69,952	7	534,597	76,371	10
1992	11	805,150	73,195	6	460,732	76,789	7
1993	12	749,349	62,446	7	467,914	66,845	15
1994	11	698,782	63,526	6	422,633	70,439	14
1995	12	701,512	58,459	6	427,782	71,297	15
1996	12	690,889	57,574	6	403,393	67,232	18
1997	12	718,786	59,899	6	409,918	68,320	19
1998	11	687,782	62,526	7	478,192	68,313	20
1999	12	750,332	62,528	5	391,510	78,302	13
2000	12	832,469	69,373	7	548,647	78,378	15
2001	12	736,364	61,364	6	480,911	80,152	15
2002	13	842,318	64,794	7	542,675	77,525	17
2003	13	885,840	68,142	7	532,551	76,079	19
2004	11	769,814	69,983	6	472,939	78,823	17
2005	12	779,519	64,960	6	469,391	78,232	18
2006	13	898,975	69,152	7	570,542	81,506	14
2007	13	909,108	69,931	7	569,342	81,335	16



Rookie Bios



9 Spencer Adams

S • 6-2 • 180 • Fr. • HS
Charlotte, NC • David W. Butler HS



Rated as the #40 prospect and #3 safety in the nation by [ESPN.com](#)...#95 prospect in the nation and #1 safety in North Carolina by **Tom Lemming**...#113 prospect in the nation by [Rivals.com](#)...#4 prospect in North Carolina and #5 safety in the nation by [Scout.com](#)...#7 prospect in North Carolina by **SuperPrep**...#19 defensive back in the nation by **SuperPrep**...had 246 tackles and four interceptions in his last two years, including 145 tackles as a senior...played in the **ESPN/Under Armour** All-American game...coached by Mike Newsome at David W. Butler High School...ran track in high school and plans to run at Clemson...won the indoor national championship in the 60m hurdles...holds the state record in the 300m hurdles...AAAA state champion in the 110m hurdles...won the national championship in the 110m hurdles and 400m hurdles at the Nike Outdoor Nationals in June, 2008...anchored a record-breaking 4x100m relay team in AAU competition...All-USA Track & Field Hurdler by **USA Today**...recruited by Billy Napier...chose Clemson over Florida, Georgia, Miami (FL), Michigan, North Carolina, N.C. State, and Virginia Tech...born Sept. 10, 1989.




89 Dwayne Allen

TE • 6-3 • 220 • Fr. • HS
Fayetteville, NC • Terry Sanford HS



National top-100 player according to [ESPN.com](#)...#83 player in the nation by [ESPN.com](#), including #3 tight end in the nation...four-star prospect by [Scout.com](#) and [Rivals.com](#)...#3 tight end in the nation by [Rivals.com](#) and #8 tight end by [Scout.com](#)...#5 player in North Carolina by [Rivals.com](#)...had 68 receptions for 1,257 yards (18.5 yards per catch) in his career at Terry Sanford High School...had 27 catches for 291 yards and five touchdowns as a senior...had 25 receptions for 551 yards as a junior...standout basketball player who was named most improved on the team...coached by Wayne Inman at Terry Sanford High School...recruited by Chris Rumph...chose Clemson over Florida State, Georgia, North Carolina, and Virginia Tech...born Feb. 24, 1990.



41 Daniel Andrews

S • 6-0 • 190 • Fr. • HS
Jacksonville, FL • Trinity Christian Academy



Rated as the #107 safety in the nation by [Scout.com](#)...#64 prospect in Florida by **SuperPrep**...had 59 tackles, three tackles for loss, one sack, two interceptions as a senior...third-team all-state and all-region selection...played in the Jacksonville Shrine Bowl game...totaled 88 tackles and two interceptions as a junior...high school teammate of fellow Tiger signee Jamie Harper...coached by Verlon Dorminey at Trinity Christian Academy...recruited by Dabo Swinney...chose Clemson over Florida and Miami (FL)...born Mar. 20, 1990.



39 Spencer Benton

PK • 6-2 • 185 • Fr. • HS
Myrtle Beach, SC • Myrtle Beach HS



Enrolled at Clemson in January of 2008 following high school graduation in December of 2007...#16 kicker in the nation by [Rivals.com](#)...#25 prospect in South Carolina by **SuperPrep**...converted 22-37 field goals and 99-113 extra points in three years at Myrtle Beach High School, with a career-long of 49 yards...also a punter and wide receiver...had 410 receiving yards and four touchdowns as a senior...two-time all-region and all-state selection...two-time

"Toast of the Coast" selection...**WPDE** All-Zone team selection...**WBTW** All-Blitz team member...Shrine Bowl selection...coached by Scott Earley...recruited by Dabo Swinney...chose Clemson over Duke, Georgia Tech, Notre Dame, South Carolina, and Virginia...born Dec. 20, 1989.



93 Da'Quan Bowers

DE • 6-5 • 265 • Fr. • HS
Bamberg, SC • Bamberg-Ehrhardt HS



Enrolled at Clemson in January of 2008 following high school graduation in December of 2007...went through 2008 spring drills and had a game-high seven tackles in the 2008 Spring Game...#1 prospect in the nation by [ESPN.com](#); he became the first signee in Clemson history to be the top-rated prospect in the nation...#2 prospect in the nation by [Scout.com](#) and [Rivals.com](#), #8 prospect in the nation by **SuperPrep**, and #14 prospect in the nation by **Tom Lemming**...first-team All-American by [Scout.com](#)...played in the **ESPN/Under Armour** All-American game; he was the defensive MVP when he had four tackles for loss...slated to be a factor on Clemson's defensive front in 2008...won the Dan Foster Award from the Greenville Touchdown Club as the top high school player in South Carolina...first-team All-American by EA Sports...#1 defensive tackle in the nation by [ESPN.com](#)...#2 prospect in South Carolina by [Rivals.com](#)...#1 defensive end in the nation by [Scout.com](#)...#2 prospect in South Carolina and #2 defensive lineman in the nation by **SuperPrep**...Mid-Atlantic defensive player-of-the-year by **SuperPrep**...played at the same high school that sent current defensive end Ricky Sapp to Clemson...South Carolina Gatorade Player-of-the-Year as a senior...two-time **AP** All-State pick...totaled 267 tackles, 90 tackles for loss, and 37 sacks in his career...registered 97 tackles, 33 tackles for loss, 14 sacks, and three recovered fumbles as a senior...had a 40-yard average on kickoff returns as a senior...had over 1,200 rushing yards as a senior and 840 rushing yards as a junior...coached by Ron Duncan...recruited by Ron West...chose Clemson over Florida State, Georgia, Notre Dame, Ohio State, Penn State, South Carolina, Tennessee, and Virginia Tech...born Feb. 23, 1990.




37 Xavier Brewer

CB • 5-11 • 180 • Fr. • HS
Jacksonville, FL • Bartram Trail HS



Rated as the #65 player in the nation by [ESPN.com](#)...#7 cornerback in the nation by [ESPN.com](#)...played in the **ESPN/Under Armour** All-American game...#58 prospect in Florida by [Rivals.com](#)...#27 cornerback in the nation by [Rivals.com](#)...#13 cornerback in the nation by [Scout.com](#)...totaled five interceptions as a senior after picking off six passes as a junior...high school teammate of fellow Tiger signee Kyle Parker...**Florida Times-Union** First-Team All-First Coast pick as a senior...named to the Super 11 team in Florida by **Florida Times-Union**...coached by Darrell Sutherland...his father played for the Denver Broncos and his brother C.J. was a wide receiver for the San Francisco 49ers...recruited by Dabo Swinney...chose Clemson over Florida, Georgia, Georgia Tech, Miami (FL), and Notre Dame...born Jan. 25, 1990.



81 Jaron Brown

WR • 6-3 • 190 • Fr. • HS
Cheraw, SC • Cheraw HS



Led Cheraw High School to state championship game wins as a junior and senior...played in three state championship games...had 31 catches for 516 yards and 16 touchdowns as a senior when he was named all-state, all-area, and all-region...had 100 tackles and four interceptions as a senior safety...Palmetto All-Star Back-of-the-Year...AA player-of-the-year by **High School Sports Report**...#57 athlete in the nation and #16 prospect in South Carolina by [Rivals.com](#)...#56 wide receiver in the nation by [Scout.com](#)...#5 prospect in South Carolina and #36 wideout in the nation by **SuperPrep**...

Rookie Bios



Shrine Bowl selection...coached by Johnny White...standout basketball player who was named the team's top defensive player as a senior...ran the 100m, 200m, and 4x100m as an all-region track performer...from the same high school and hometown as former Clemson All-America punter and NFL All-Pro punter Dale Hatcher (1981-84)...recruited by Dabo Swinney...chose Clemson over Kentucky, Michigan, South Carolina, Tennessee, and West Virginia...born Jan. 8, 1990.



23 Andre Ellington

RB • 5-10 • 170 • Fr. • HS
Moncks Corner, SC • Berkeley HS



Rated as the #44 prospect in the nation by [ESPN.com](#)...played in the **ESPN/Under Armour All-American** game...#6 running back in the nation by [ESPN.com](#)...#172 prospect in the nation by [Rivals.com](#)...#8 prospect in South Carolina and #5 all-purpose back in the nation according to [Rivals.com](#)...#24 running back in the nation by [Scout.com](#)...#10 prospect in South Carolina and #27 running back in the nation by **SuperPrep**...Shrine Bowl selection...consensus all-state selection...all-region and all-lowcountry pick...totaled 1,822 rushing yards and 24 touchdowns during his senior season; he added four other all-purpose touchdowns (two receiving, two kickoff return) to total 28 touchdowns...finished his senior season with 2,519 all-purpose yards...coached by Jerry Brown...recruited by David Blackwell...chose Clemson over Florida, Georgia, Kentucky, Maryland, North Carolina, South Carolina, and Tennessee...born Feb. 3, 1989.



43 Brandon Ford

WR • 6-4 • 205 • Fr. • HS
Wando, SC • Hanahan HS



All-state selection at Hanahan High School...#46 wide receiver in the nation by [Rivals.com](#)...#64 wide receiver in the nation by [Scout.com](#)...#55 wide receiver in the nation according to [ESPN.com](#)...#17 prospect in South Carolina by **SuperPrep**...Shrine Bowl selection...had 76 receptions for 1,702 yards and 22 touchdowns as a senior...led the state in receiving yards and touchdowns, and he was third in the nation in receiving yards...co-MVP and team captain as a senior...compiled 116 catches during his last two seasons...team MVP as a forward and center on the hardwood...100m, 200m, 4x100m, and long jump performer in track; he finished sixth in the state in the long jump...coached by Jeff Cruce, an offensive lineman on Clemson's 1981 National Championship team...recruited by David Blackwell...chose Clemson over Georgia, Georgia Southern, Maryland, N.C. State, South Carolina, Tennessee, and Virginia...born Dec. 31, 1989.



56 Dalton Freeman

OL • 6-6 • 270 • Fr. • HS
Gaston, SC • Pelion HS



Rated as the #13 offensive guard in the nation by [Scout.com](#)...#16 offensive guard in the nation by [ESPN.com](#)...#9 prospect in South Carolina and #13 offensive guard in the nation by [Rivals.com](#)...finalist for Mr. Football in South Carolina...Offense-Defense All-American Bowl Offensive Lineman-of-the-Year...Shrine Bowl selection...recipient of the Wendy's High School Heisman in South Carolina...#8 prospect in South Carolina by **SuperPrep**...#39 offensive lineman in the nation by **SuperPrep**...All-American by **Tackle**...three-time all-area, all-region, and all-state selection on offense...two-time all-area and all-region pick on defense...two-time region lineman-of-the-year...offensive lineman-of-the-year by **High School Sports Report** and South Carolina Football Coaches Association...winner of the Carolina Panthers Community Captain Award...graded 92 percent while recording 67 knockdowns and 37 pancake blocks during his senior season...tied for the team lead with 83 tackles along with 16

tackles for loss and six sacks...all-region in track as a junior...coached by his father Ben Freeman...recruited by Brad Scott...chose Clemson over Colorado, Florida, Florida State, Georgia, Penn State, South Carolina, and Tennessee...born Jun. 18, 1990.



31 Rashard Hall

S • 6-3 • 190 • Fr. • HS
Palm Coast, FL • Saint Augustine HS



Florida Times-Union First-Team All-First Coast pick...had eight interceptions and three defensive touchdowns as a senior...led the county in receiving with over 800 yards and eight touchdowns as a senior...Saint John's County Defensive Player-of-the-Year as a senior...first-team all-state and all-county pick as a senior...#46 safety in the nation by [Rivals.com](#)...#60 safety in the nation by [Scout.com](#)...#46 safety in the nation by [ESPN.com](#)...#58 prospect in Florida by **SuperPrep**...helped lead Saint Augustine High School to the AAA state title game...all-county and all-conference on the hardwood...400m, long jump, triple jump, and high jump performer in track as a sophomore and senior...high school teammate of fellow Tiger signee Carlton Lewis...coached by Joey Wiles at Saint Augustine High School...recruited by Dabo Swinney...chose Clemson over Louisville, Maryland, Mississippi State, South Carolina, South Florida, and West Virginia...born Sept. 7, 1989.



45 Jamie Harper

RB • 6-0 • 225 • Fr. • HS
Jacksonville, FL • Trinity Christian Academy



Rated as the #12 prospect in the nation by [ESPN.com](#)...#3 running back in the nation by [ESPN.com](#)...#5 running back and #35 prospect in the nation by [Scout.com](#)...#119 prospect in the nation by [Rivals.com](#)...#1 fullback in the nation by [Rivals.com](#)...#21 prospect in Florida by [Rivals.com](#)...#4 running back and #27 prospect in the nation by **SuperPrep**...#11 prospect in Florida by **SuperPrep**...rushed for 1,437 yards and 19 touchdowns as a senior...#1 running back in the state by [FloridaFB.com](#)...totaled 1,200 rushing yards and 17 touchdowns along with four receiving touchdowns as a junior...played in the **ESPN/Under Armour All-American** game; he scored the winning touchdown on a pass from fellow Tiger signee Kyle Parker with less than three minutes left in the game...standout basketball player and track athlete...won the state title in the 4x100m and finished eighth in the 200m...high school teammate of fellow Tiger signee Daniel Andrews...coached by Verlon Dorminey...recruited by Dabo Swinney...chose Clemson over Florida, Florida State, Illinois, and Miami (FL)...born Sept 11, 1989.



17 Stanley Hunter

LB • 5-10 • 220 • Fr. • HS
Spartanburg, SC • James F. Byrnes HS



Enrolled at Clemson in January of 2008...originally signed with the class of 2007...All-American by **SuperPrep** as a senior...#28 outside linebacker in the nation and #14 prospect in South Carolina by [Rivals.com](#)...#38 safety in the nation and #15 prospect in South Carolina by [Scout.com](#)...#24 linebacker in the nation by **SuperPrep**...#37 safety in the nation by [CollegeFootballNews.com](#)...all-region pick by **PrepStar**...#7 prospect in South Carolina by **SuperPrep**...South Carolina High School Coaches Association Defensive Player-of-the-Year as a senior...defensive MVP in the Shrine Bowl...first-team all-state pick by **The State**...played linebacker and safety...had 102 tackles, 41 tackles for loss, and 20 sacks as a senior...had 160 tackles, 38 tackles for loss, and 16 sacks as a junior...played with fellow Clemson players Chad Diehl, Xavier Dye, and Willy Korn at James F. Byrnes High School for current Presbyterian Head Coach Bobby Bentley...recruited by David Blackwell...chose Clemson over Maryland, North Carolina, South Carolina, and Virginia Tech...born Mar. 1, 1989.

Rookie Bios




26 Marquan Jones

WR • 6-0 • 180 • Fr. • HS
Columbia, SC • Blythewood HS



Enrolled at Clemson in January of 2008 following high school graduation in December of 2007...member of [Rivals.com](#) Rivals 250...#7 prospect in South Carolina according to [Rivals.com](#)...#35 wide receiver in the nation by [Rivals.com](#)...#70 wide receiver in the nation according to [Scout.com](#)...#37 wide receiver in the nation by [ESPN.com](#)...#12 prospect in South Carolina by **SuperPrep**...helped lead Blythewood High School to the AAA state championship in its first season of varsity football as a junior; the head coach on that team was current Clemson Graduate Assistant Coach Jeff Scott...all-Region selection as a junior...second-team all-state selection by [SCVarsity.com](#) as a junior...all-area and all-state selection by **The State**...all-state pick by **Associated Press** during his junior season...**High School Sports Report** AAA Offensive Player-of-the-Year as a junior and all-state selection as a senior...had eight receiving touchdowns in his first playoff game against Blue Ridge High School as a junior...had nine 100-yard receiving games...scored at least one touchdown in every game during his senior season...caught 92 passes for 1,551 yards and 21 touchdowns as a junior...had 71 receptions for 1,047 yards and 15 touchdowns during his senior season...totaled 163 receptions for 2,598 yards and 36 touchdowns in two seasons...Shrine Bowl selection...coached by Jeremy Saitz...recruited by Brad Scott...chose Clemson over South Carolina...born Mar. 3, 1990.



68 Kenneth Page

OL • 6-4 • 295 • Fr. • HS
Columbia, SC • A.C. Flora HS



Rated as the #9 offensive guard in the nation by [Rivals.com](#)...#19 offensive guard in the nation according to [Scout.com](#)...#6 offensive guard in the nation by [ESPN.com](#)...#202 prospect in the nation by [Rivals.com](#)...#6 prospect in South Carolina by [Rivals.com](#)...#9 prospect in South Carolina by **SuperPrep**...#41 offensive lineman in the nation according to **SuperPrep**...played in the **ESPN/Under Armour** All-American game...Nike First-Team Underclassmen All-American...Second-Team U.S. Army All-American Combine...Shrine Bowl selection...member of the "Best of the South" according to **Tampa Tribune**...selected to the All-Southern team by **Orlando Sentinel**...top-100 player by **High School Sports Report**...Carolina Panthers Community Captain Award winner...one of five finalists for the Franklin D. Watkins Memorial Trophy Award...two-time, first-team all-state selection...two-time first-team all-state pick...First-Team **AP** All-State selection as a senior...Palmetto Champions All-Star Team AAA Lineman-of-the-Year...three-time all-region selection...three-time Columbia All-Area selection...#1 offensive lineman in South Carolina by [SCVarsity.com](#)...region player-of-the-year during his senior season...Red Zone Player-of-the-Year during his senior season...National Merit semifinalist...coached by Robin Bacon...recruited by Brad Scott...chose Clemson over Georgia Tech, North Carolina, Notre Dame, South Carolina, Stanford, and Tennessee...born May 15, 1990.



32 Carlton Lewis

S • 6-3 • 190 • Fr. • HS
Saint Augustine, FL • Saint Augustine HS



Florida Times-Union First-Team All-First Coast selection as a senior...member of the Super 11 and Super 24 teams by **Florida Times-Union**...#59 safety in the nation according to [Rivals.com](#)...#44 safety in the nation by [Scout.com](#)...#24 safety in the nation according to [ESPN.com](#)...helped lead Saint Augustine High School to the AAA state championship game...registered 57 tackles and two interceptions during his senior season...had 39 receptions for 760 yards and nine touchdowns during his senior season...high school teammate of fellow Tiger signee Rashard Hall...coached by Joey Wiles...standout basketball player at Saint Augustine High School who was an all-county and all-conference selection as a senior...district and regional champion in the 400m during his junior season...recruited by Dabo Swinney...chose Clemson over Georgia Tech, Illinois, South Carolina, South Florida, Vanderbilt, and Wake Forest...born Apr. 25, 1990.



11 Kyle Parker

QB • 6-0 • 190 • Fr. • HS
Jacksonville, FL • Bartram Trail HS



Baseball (2008): Enrolled at Clemson in January following high school graduation in December of 2007...emerged as one of the best freshmen in the ACC and country...successfully juggled playing baseball as a freshman when he should still have been a senior in high school along with the rigors of spring football practice...wore jersey #25...first-team freshman All-American by **Baseball America** and freshman All-American by **Collegiate Baseball**...First-Team All-ACC pick; he was one of only two freshmen to earn first-team honors...batted .303 with 44 runs scored, 12 doubles, 14 homers, 50 RBIs, a .400 on-base percentage, and two steals in 57 games (55 starts, including a team-high 29 as the DH, 16 in right field, nine at third base, and one at first base); he also saw action at second base...led the team in home runs and was second in RBIs, slugging percentage (.559), and walks (32)...batted .336 with six doubles, 10 homers, 34 RBIs, and a .441 on-base percentage in 29 ACC regular-season starts...tied for second in the ACC in homers, was second in RBIs, and was fifth in slugging percentage (.673) in ACC regular-season games...named ACC Player-of-the-Week for his performances in five games from April 22-27; he went 6-for-16 (.375) with six runs scored, two doubles, three homers, 12 RBIs, and six walks to lead Clemson to a 5-0 record...went 5-for-5 with three homers, one double, 15 total bases, five runs scored, and seven RBIs in the second game of a doubleheader at Wake Forest on Mar. 9; his three-run homer in the ninth inning tied the score and helped the Tigers to a 12-11 comeback win from an 11-4 deficit; he became the 12th Tiger in history to hit three home runs in a game...went 3-for-4 with two homers, a double, two runs scored, and five RBIs against Virginia Tech on Apr. 26; his three-run homer in the eighth inning gave the Tigers the lead for good...had a streak of nine straight games with an RBI in May...**Before Clemson:** #34 prospect in the nation according to [ESPN.com](#)...#4 quarterback in the nation by [ESPN.com](#)...#62 prospect in Florida and #10 pro-style quarterback in the nation by [Rivals.com](#)...#13 quarterback in the nation by [Scout.com](#)...#39 prospect in Florida by **SuperPrep**...played in the **ESPN/Under Armour** All-American game; he threw the game-winning touchdown pass...totaled over 2,500 passing yards and 15 touchdowns along with over 1,000 rushing yards as a senior...high school teammate of fellow Tiger signee Xavier Brewer...coached by Darrell Sutherland...recruited by Dabo Swinney...chose Clemson over Florida State, Georgia, Georgia Tech, Mississippi, and Nebraska...born Sept. 30, 1989.



74 Antoine McClain

OL • 6-6 • 305 • Fr. • HS
Anniston, AL • Anniston HS



One of the highest-rated offensive linemen in the Southeast by many publications...#78 prospect in the nation according to [ESPN.com](#)...#6 offensive tackle in the nation by [ESPN.com](#)...#108 prospect in the nation according to [Rivals.com](#)...#13 offensive tackle in the nation and #7 prospect in Alabama according to [Rivals.com](#)...#109 prospect in the nation according to [Scout.com](#)...#9 offensive tackle in the nation according to [Scout.com](#)...#4 prospect in Alabama and #10 offensive lineman in the nation according to **SuperPrep**...ASWA First-Team All-State selection during his senior season...member of **Press Register** Elite 18 and Super Southeast 120...played in the **ESPN/Under Armour** All-American game...totaled 50 pancake blocks and registered 17 tackles during his senior season at Anniston High School...coached by Mike Justice...recruited by Dabo Swinney...chose Clemson over Alabama, Auburn, Florida, Georgia, Louisiana State, and Tennessee...born Dec. 6, 1989.



5 Jon Richt

QB • 6-2 • 185 • Fr. • HS
Watkinsville, GA • Prince Avenue Christian School



Among the top-70 quarterbacks in the nation according to [ESPN.com](#)...holds the Prince Avenue Christian School career records for completions (181), passing yards (2468), and touchdowns (26)...team captain during his senior season...won the team Summer and Season Commitment awards...named the team's best competitor...two-time all-region quarterback and punter...two-time All-Oconee County selection...team MVP as a junior...son of current Georgia Head Coach Mark Richt...coached by Mark Farriba...recruited by Brad Scott...chose Clemson over Alabama, Colorado, Florida State, and Maryland...born Mar. 11, 1990.



34 Tarik Rollins

LB • 6-2 • 205 • Fr. • HS
Hollywood, FL • Chaminade-Madonna College Preparatory



Enrolled at Clemson in January of 2008 following high school graduation in December of 2007...#149 prospect in the nation by [ESPN.com](#)...#15 outside linebacker in the nation by [ESPN.com](#)...#56 prospect in Florida and #39 outside linebacker in the nation by [Rivals.com](#)...#34 strongside linebacker in the nation by [Scout.com](#)...#108 prospect in Florida by [SuperPrep](#)...missed virtually all of his senior year due to injury...totaled 83 tackles, seven sacks, and six interceptions as a junior...coached by Al Lang...recruited by David Blackwell...chose Clemson over Indiana, Louisiana State, Michigan, Michigan State, N.C. State, Purdue, South Carolina, Wake Forest, and Wisconsin...born Aug. 18, 1990.



54 Matt Sanders

OL • 6-4 • 295 • Fr. • HS
Crestview, FL • Crestview Senior HS



Rated as the #2 offensive guard in Florida by [Rivals.com](#)...#57 prospect in Florida and #28 offensive guard in the nation by [Rivals.com](#)...#16 offensive guard in the nation by [Scout.com](#)...#41 offensive guard in the nation by [ESPN.com](#)...#73 prospect in Florida by [SuperPrep](#)...selected to the **Max Emfinger** All-American game...first-team all-state selection as a senior and third-team all-state pick as a junior...first-team all-area selection as a junior and senior...three-year starter...Northwest Florida Offensive Lineman-of-the-Year...Northwest Florida All-Sports Association Scholastic Athletic-of-the-Year as a senior...in the top-five percent of his senior class academically...team captain as a senior...coached by Matt Brunson...all-area pick on the hardwood as a senior...member of the basketball team his last three years...outstanding athlete who finished ninth in the state in the discus as a junior; he was second in the district and fourth at the regional meet...qualified for the state wrestling meet...recruited by Vic Koenning and Brad Scott...chose Clemson over Central Florida, Duke, Florida State, Iowa State, Maryland, N.C. State, Purdue, and Vanderbilt...born Oct. 27, 1989.




75 Matt Skinner

LS/TE • 6-6 • 230 • Fr. • HS
Jacksonville, FL • Bolles School



First-team all-state selection...#44 offensive tackle in the nation by [ESPN.com](#)...played in the FACA Florida North-South All-Star game...played on the state championship team as a junior...started at offensive tackle, but he was recruited primarily as a long snapper...Super 24 player in Northeast Florida...

first-team all-area selection by **Florida Times-Union**...coached by Corky Rogers...from the same school that produced Tiger All-America placekicker David Treadwell (1985-87)...National Honor Society member...recruited by Dabo Swinney and Billy Napier...chose Clemson over Wake Forest...born Sept. 14, 1989.



98 Brandon Thompson

DT • 6-2 • 290 • Fr. • HS
Thomasville, GA • Thomasville HS



Rated as the #39 prospect in the nation by [ESPN.com](#)...#3 defensive tackle in the nation by [ESPN.com](#)...#114 prospect in the nation by [Rivals.com](#)...#10 prospect in Georgia and #9 defensive tackle in the nation by [Rivals.com](#)...#71 prospect and #6 defensive tackle in the nation by [Scout.com](#)...#5 prospect in Georgia and #8 defensive lineman in the nation by [SuperPrep](#)...four-year starter...played in the **ESPN/Under Armour** All-American game...led the team in sacks (19) and registered 61 tackles as a senior...defensive player-of-the-year by **Atlanta Journal-Constitution**...three-time all-region selection...region defensive player-of-the-year as a senior...two-time all-state selection...bench pressed 385 pounds, squatted 600 pounds, and cleaned 315 pounds...coached by Richard Marsh...recruited by Billy Napier...chose Clemson over Florida State, Georgia, Louisiana State, Miami (FL), Ohio State, and Tennessee...born Oct. 19, 1989.



46 Jonathan Willard

LB • 6-2 • 205 • Fr. • HS
Loris, SC • Loris HS



Rated as the #10 prospect in South Carolina and #24 outside linebacker in the nation according to [Rivals.com](#)...#34 weakside linebacker in the nation by [Scout.com](#)...#22 outside linebacker in the nation by [ESPN.com](#)...#19 prospect in South Carolina according to [SuperPrep](#)...only played half of his senior season due to a knee injury...all-region selection as a senior...played in the North-South game...selected to play in the **Max Emfinger** All-American Bowl...rushed for 702 yards in six games during his senior season...totaled 89 tackles and 53 assists during his senior season...four-time state wrestling champion...All-American, all-state, and North/South participant in wrestling...ran the 100m and threw the shot put in track; he finished sixth in the state in the shot put...coached by James Longerbeam...nephew of former Clemson defensive tackle Richard McCullough (1985-88), who was also a product of Loris High School...recruited by Dabo Swinney...chose Clemson over Florida, Maryland, Michigan, North Carolina, N.C. State, South Carolina, and Tennessee...born Jan. 10, 1990.



96 Dawson Zimmerman

P • 6-2 • 195 • Fr. • HS
Lawrenceville, GA • Brookwood HS



Rated as the #2 punter in the nation according to [Scout.com](#)...#6 kicker in the nation by [ESPN.com](#)...helped Brookwood High School to three region championships and a state championship appearance...all-state punter according to the Georgia Sportswriters...first-team all-state punter by **Atlanta Journal-Constitution** as a senior...Gwinnett County Touchdown Club Specialist-of-the-Year...kicker in the "Rivalries of Gwinnett" All-Star game...had a 41.0-yard punting average during his junior season...booted a school-record 74-yard punt; the record was previously held by Jason Elam...awarded second place in the 2007 [Scout.com](#) Kicking Expo...coached by Mark Crews...recruited by Ron West...chose Clemson over Hawaii, Illinois, Maryland, and Wake Forest...born Nov. 15, 1989.



Career Stats of 2007 Seniors

#52 Bryan Baker, DT

Year	GP-S	Snaps	Hit	Ast	Tot	TFL	Sacks	Int	QP	PBU	CF-RF
2005	1-0	3	0	0	0	0-0	0-0	0-0	0	0	0-0
2006	2-0	16	1	0	1	0-0	0-0	0-0	0	0	0-0
Totals	3-0	19	1	0	1	0-0	0-0	0-0	0	0	0-0

#20 Tramaine Billie, LB

Year	GP-S	Snaps	Hit	Ast	Tot	TFL	Sacks	Int	QP	PBU	CF-RF
2003	9-0	74	8	11	19	0-0	0-0	0-0	0	0	0-0
2004	11-6	410	44	18	62	9-37	2-17	1-0	5	0	1-0
2005	12-12	548	50	43	93	5.5-28	1-12	0-0	4	2	1-1
2007	12-11	583	57	22	79	4-16	1-10	0-0	7	2	2-0
Totals	44-29	1615	159	94	253	18.5-81	4-39	1-0	16	4	4-1

#22 Bradley Flowers, WR

Year	GP-S	Snaps	Rec	Yds	Avg	TD	LG	Car	Yds	TD	LG
2006	2-0	3	0	0	---	0	---	0	0	0	---
2007	2-0	6	0	0	---	0	---	0	0	0	---
Totals	4-0	9	0	0	---	0	---	0	0	0	---

#56 Elsmore Gabriel, DT

Year	GP-S	Snaps	Hit	Ast	Tot	TFL	Sacks	Int	QP	PBU	CF-RF
2006	4-0	31	2	0	2	0-0	0-0	0-0	1	0	0-0

#26 La'Donte Harris, WR

Year	GP-S	Snaps	Rec	Yds	Avg	TD	LG	Car	Yds	TD	LG
2004	11-0	137	3	21	7.0	0	12	0	0	0	---
2005	12-1	270	6	52	8.7	1	16	0	0	0	---
2006	12-0	167	3	14	4.7	0	6	1	0	0	0
2007	13-1	284	12	136	11.3	1	42	0	0	0	---
Totals	48-2	858	24	223	9.3	2	42	1	0	0	0

#96 Jermaine Martin, TE

Year	GP-S	Snaps	Rec	Yds	Avg	TD	LG
2006	1-0	4	0	0	---	0	---

#68 Chris McDuffie, DT/OG

Year	GP-S	Snaps	Hit	Ast	Tot	TFL	Sacks	QP	PBU	CF-RF
2004	10-0	128	4	8	12	1-2	0-0	1	0	0-0

#9 Ray Ray McElrathbey, CB/RB


Year	GP-S	Snaps	Hit	Ast	Tot	TFL	Sacks	Int	QP	PBU	CF-RF
2006	13-0	1	5	1	6	0-0	0-0	0-0	0	0	0-0

#94 Phillip Merling, DE

Year	GP-S	Snaps	Hit	Ast	Tot	TFL	Sacks	Int	QP	PBU	CF-RF
2005	12-0	271	17	5	22	4-16	2-11	0-0	4	2	1-0
2006	13-13	515	31	15	46	10-56	3-19	0-0	20	4	1-0
2007	13-13	588	51	27	78	17-80	7-50	0-0	21	1	2-1
Totals	38-26	1374	99	47	146	31-152	12-80	0-0	45	7	4-1

#41 Alex Pearson, FB

Year	GP-S	Snaps	Car	Yds	Avg	TD	LG	Rec	Yds	TD
2006	13-2	162	0	0	---	0	---	4	27	2
2007	13-0	43	0	0	---	0	---	0	0	0
Totals	26-2	205	0	0	---	0	---	4	27	2



#68 Chris McDuffie
DT/OG • Danville, VA



#32 Nick Watkins
LB • New Orleans, LA

#11 Tribble Reese, QB

Passing													
Year	GP-S	Snaps	Cm	Att	Int	Yds	TD	LG	Pct	Y/A	Y/C	Y/G	Eff
2006	2-0	16	1	3	0	2	0	2	33.3	0.67	2.0	1.0	38.9
2007	2-0	38	5	8	0	56	2	22	62.5	7.00	11.2	28.0	203.8
Totals	4-0	54	6	11	0	58	2	22	54.5	5.27	9.7	14.5	158.8

Rushing & Total Offense

Year	Car	Net	Y/C	Y/G	TD	LG	PL	Tot	TDR	Y/G
2006	0	0	---	0.0	0	---	3	2	0	1.0
2007	3	12	4.0	6.0	0	6	11	68	2	34.0
Totals	3	12	4.0	3.0	0	6	14	70	2	17.5

#23 Chris Russell, S

Year	GP-S	Snaps	Hit	Ast	Tot	TFL	Sacks	Int	QP	PBU	CF-RF
2006	13-0	170	11	2	13	1-2	0-0	0-0	0	3	0-0
2007	5-0	33	5	1	6	0-0	0-0	0-0	0	0	0-0
Totals	18-0	203	16	3	19	1-2	0-0	0-0	0	3	0-0

#17 Brian Sorrells, WR

Year	GP-S	Snaps	Rec	Yds	Avg	TD	LG	Car	Yds	TD	LG
2004	1-0	2	0	0	---	0	---	0	0	0	---
2005	1-0	3	0	0	---	0	---	0	0	0	---
2006	2-0	5	0	0	---	0	---	0	0	0	---
Totals	4-0	10	0	0	---	0	---	0	0	0	---

#17 Chris Wade, WR/CB

Year	GP-S	Snaps	Hit	Ast	Tot	TFL	Sacks	Int	QP	PBU	CF-RF
2007	12-0	0	3	2	5	0-0	0-0	0-0	0	0	0-1

Year	GP-S	Snaps	Rec	Yds	Avg	TD	LG	Car	Yds	TD	LG
2005	2-0	1	0	0	---	0	---	0	0	0	---
2006	3-0	5	0	0	---	0	---	0	0	0	---
Totals	5-0	6	0	0	---	0	---	0	0	0	---

#32 Nick Watkins, LB

Year	GP-S	Snaps	Hit	Ast	Tot	TFL	Sacks	Int	QP	PBU	CF-RF
2004	11-0	260	40	13	53	7-8	0-0	0-0	2	0	0-0
2005	12-12	618	62	37	99	5-18	1-7	1-3	1	1	1-0
2006	13-13	657	78	38	116	7-12	1-1	3-26	2	1	3-1
2007	12-11	643	75	43	118	3-6	1-4	0-0	3	3	2-2
Totals	48-36	2178	255	131	386	22-44	3-12	4-29	8	5	6-3

#98 Kwam Williams, DE

Year	GP-S	Snaps	Hit	Ast	Tot	TFL	Sacks	Int	QP	PBU	CF-RF
2004	3-0	12	1	0	1	0-0	0-0	0-0	0	0	0-0
2005	9-0	69	3	0	3	0-0	0-0	0-0	2	0	0-0
2006	8-0	86	8	2	10	1-1	0-0	0-0	4	0	0-1
2007	4-0	34	4	0	4	1-1	0-0	0-0	3	0	0-0
Totals	24-0	201	16	2	18	2-2	0-0	0-0	9	0	0-1

Note: Players who have received their degree and are no longer on the team along with players drafted prior to their senior season are included on this page.



#20 Tramaine Billie
LB • Eastover, SC



#26 La'Donte Harris
WR • Gadsden, AL

2007 Review



Mark Buchholz kicked a 35-yard field goal on the final play of the game to give the Tigers a 23-21 victory at South Carolina on November 24, 2007.



Overall Stats

9-4 Overall, 5-3 ACC, 5-2 Home, 4-1 Away, 0-1 Neutral, 7-1 Day, 2-3 Night, 0-1 Overtime

Team Stats

	CU	Opp.
TOTAL OFFENSE	5242	3988
Total Plays	963	877
Touchdowns	48	25
Yards Per Play	5.4	4.5
Yards Per Game	403.2	306.8
RUSHING YARDS	2095	1538
Attempts	508	452
Touchdowns	18	13
Yards Per Rush	4.1	3.4
Yards Per Game	161.2	118.3
PASSING YARDS	3147	2450
Attempts	455	425
Completions	295	247
Had Intercepted	6	16
Touchdowns	30	12
Completion Percentage	64.8	58.1
Yards Per Attempt	6.92	5.76
Yards Per Completion	10.7	9.9
Efficiency	142.1	108.3
Yards Per Game	242.1	188.5
PUNTING YARDS	2354	3071
Number of Punts	57	79
Average Punt	41.3	38.9
Had Blocked	2	2
Net Punting	35.4	35.0
PUNT RETURN YARDS	309	339
Number of Returns	33	23
Touchdowns	1	1
Average Return	9.4	14.7
INTERCEPTION RETURN YARDS	81	74
Number of Interceptions	16	6
Touchdowns	0	1
Return Yards Per Interception	5.1	12.3
FUMBLE RETURN YARDS	0	-5
Number of Returns	0	1
Touchdowns	0	0
Average Return	---	-5.0
TOTAL RETURN YARDS	390	408
MISCELLANEOUS YARDS	0	0
KICKOFF RETURN YARDS	1052	1569
Number of Returns	44	69
Touchdowns	2	2
Average Return	23.9	22.7
FIRST DOWNS	293	223
By Rushing	123	88
By Passing	154	123
By Penalty	16	12
Per Game	22.5	17.2
PENALTIES (#-Yards)	67-560	93-662
Penalties Per Game	5.2	7.2
Penalty Yards Per Game	43.1	50.9
FUMBLES (#-Lost)	18-6	19-9
TURNOVERS	12	25
Points Off Turnovers	78	27
AVERAGE STARTING FIELD POSITION	C35	O28
SACKS BY (#-Yards)	27-178	35-262
THIRD-DOWN CONVERSIONS	82-195	71-197
Percentage	42.1	36.0
FOURTH-DOWN CONVERSIONS	10-16	11-22
Percentage	62.5	50.0
TIME OF POSSESSION	396:50	383:10
Per Game	30:32	29:28

Team Scoring

	CU	Opp.
TOTAL POINTS	430	243
Points Per Game	33.1	18.7
TOUCHDOWNS	51	29
By Rushing	18	13
By Passing	30	12
By Return	3	4
By Recovery	0	0
FIELD GOALS	22-36	14-16
PAT (Kicks)	50-50	25-26
PAT (Runs)	0-0	0-1
PAT (Passes)	1-1	0-1
PAT (Returns)	1	0
SAFETIES	2	1

Scoring By Quarters

	1st	2nd	3rd	4th	OT	Tot
CLEMSON	95	151	92	89	3	430
Opponents	72	33	38	94	6	243

Offensive Stats

#	RUSHING	GP-S	Car	Gain	Loss	Net	Y/C	C/G	Y/G	TD	10+	20+	LG
1	James Davis, RB	13-12	214	1101	37	1064	5.0	16.5	81.8	10	30	7	70
28	C.J. Spiller, RB	13-5	145	809	41	768	5.3	11.2	59.1	3	25	6	83
6	Jacoby Ford, WR	8-5	14	176	4	172	12.3	1.8	21.5	0	4	3	53
27	Sadat Chambers, RB	13-0	28	170	9	161	5.8	2.2	12.4	1	6	1	63
13	Tyler Grisham, WR	13-8	7	44	4	40	5.7	0.5	3.1	0	1	1	24
3	Willy Korn, QB	2-0	10	37	9	28	2.8	5.0	14.0	1	0	0	9
11	Tribble Reese, QB	2-0	3	12	0	12	4.0	1.5	6.0	0	0	0	6
35	Paul Macko, RB	11-0	4	7	2	5	1.3	0.4	0.5	0	0	0	7
83	Nelson Faerber, WR	11-0	2	6	3	3	1.5	0.2	0.3	0	0	0	6
5	Rendrick Taylor, WR	9-3	2	0	1	-1	-0.5	0.2	-0.1	0	0	0	0
TEAM		13-13	8	0	68	-68	-8.5	0.6	-5.2	0	0	0	-1
10	Cullen Harper, QB	13-13	71	179	268	-89	-1.3	5.5	-6.8	3	4	0	18
CLEMSON		13-13	508	2541	446	2095	4.1	39.1	161.2	18	70	18	83
Opponents		13-13	452	1856	318	1538	3.4	34.8	118.3	13	41	10	52

#	PASSING	GP-S	Cm-Att-I	Yards	TD	LG	20+	Cm%	Y/A	Y/C	Y/G	Eff
10	Cullen Harper, QB	13-13	282-433-6	2991	27	68	37	65.1	6.91	10.6	230.1	141.0
3	Willy Korn, QB	2-0	8-11-0	100	1	42	1	72.7	9.09	12.5	50.0	179.1
11	Tribble Reese, QB	2-0	5-8-0	56	2	22	1	62.5	7.00	11.2	28.0	203.8
TEAM		13-13	0-3-0	0	0	---	0	0.0	0.00	----	0.0	0.0
CLEMSON		13-13	295-455-6	3147	30	68	39	64.8	6.92	10.7	242.1	142.1
Opponents		13-13	247-425-16	2450	12	44	23	58.1	5.76	9.9	188.5	108.3

#	RECEIVING	GP-S	Rec	Yards	Y/Rec	Rec/G	Y/G	TD	20+	LG
80	Aaron Kelly, WR	13-13	88	1081	12.3	6.8	83.2	11	16	63
13	Tyler Grisham, WR	13-8	60	653	10.9	4.6	50.2	4	9	49
28	C.J. Spiller, RB	13-5	34	271	8.0	2.6	20.8	2	2	68
5	Rendrick Taylor, WR	9-3	25	259	10.4	2.8	28.8	0	3	35
6	Jacoby Ford, WR	8-5	17	310	18.2	2.1	38.8	4	5	52
86	Michael Palmer, TE	12-11	13	128	9.8	1.1	10.7	1	1	24
26	La'Donte Harris, WR	13-1	12	136	11.3	0.9	10.5	1	1	42
1	James Davis, RB	13-12	12	51	4.3	0.9	3.9	2	0	12
88	Brian Linthicum, TE	13-5	11	76	6.9	0.8	5.8	3	0	15
83	Nelson Faerber, WR	11-0	8	50	6.3	0.7	4.5	1	0	11
87	Terrance Ashe, WR	13-0	7	54	7.7	0.5	4.2	0	1	21
21	Xavier Dye, WR	13-0	4	50	12.5	0.3	3.8	1	1	22
27	Sadat Chambers, RB	13-0	2	8	4.0	0.2	0.6	0	0	7
81	Jeff Ogren, WR	4-0	1	8	8.0	0.3	2.0	0	0	8
82	Durrell Barry, TE	7-0	1	12	12.0	0.1	1.7	0	0	12
CLEMSON		13-13	295	3147	10.7	22.7	242.1	30	39	68
Opponents		13-13	247	2450	9.9	19.0	188.5	12	23	44

#	TOTAL OFFENSE	GP-S	PL	Rush	Pass	Tot	Y/PL	TDR	Y/G
10	Cullen Harper, QB	13-13	504	-89	2991	2902	5.8	30	223.2
1	James Davis, RB	13-12	214	1064	---	1064	5.0	10	81.8
28	C.J. Spiller, RB	13-5	145	768	---	768	5.3	3	59.1
6	Jacoby Ford, WR	8-5	14	172	---	172	12.3	0	21.5
27	Sadat Chambers, RB	13-0	28	161	---	161	5.8	1	12.4
3	Willy Korn, QB	2-0	21	28	100	128	6.1	2	64.0
11	Tribble Reese, QB	2-0	11	12	56	68	6.2	2	34.0
13	Tyler Grisham, WR	13-8	7	40	---	40	5.7	0	3.1
35	Paul Macko, RB	11-0	4	5	---	5	1.3	0	0.5
83	Nelson Faerber, WR	11-0	2	3	---	3	1.5	0	0.3
5	Rendrick Taylor, WR	9-3	2	-1	---	-1	-0.5	0	-0.1
TEAM		13-13	11	-68	0	-68	-6.2	0	-5.2
CLEMSON		13-13	963	2095	3147	5242	5.4	48	403.2
Opponents		13-13	877	1538	2450	3988	4.5	25	306.8

#	ALL-PURPOSE	GP-S	PL	Rush	Rec	PR	KOR	Tot	TD	Y/G
28	C.J. Spiller, RB	13-5	214	768	271	137	547	1723	7	132.5
80	Aaron Kelly, WR	13-13	95	---	1081	8	115	1204	11	92.6
1	James Davis, RB	13-12	227	1064	51	---	13	1128	12	86.8
6	Jacoby Ford, WR	8-5	51	172	310	108	211	801	4	100.1
13	Tyler Grisham, WR	13-8	67	40	653	---	---	693	4	53.3
5	Rendrick Taylor, WR	9-3	28	-1	259	---	17	275	0	30.6
27	Sadat Chambers, RB	13-0	30	161	8	---	---	169	1	13.0
26	La'Donte Harris, WR	13-1	13	---	136	19	---	155	2	11.9
86	Michael Palmer, TE	12-11	14	---	128	---	11	139	1	11.6
12	Marcus Gilchrist, CB	13-0	5	---	---	11	119	130	0	10.0
88	Brian Linthicum, TE	13-5	13	---	76	---	19	95	3	7.3
83	Nelson Faerber, WR	11-0	11	3	50	19	---	72	1	6.5
87	Terrance Ashe, WR	13-0	7	---	54	---	---	54	0	4.2
21	Xavier Dye, WR	13-0	4	---	50	---	---	50	1	3.8
3	Willy Korn, QB	2-0	10	28	---	---	---	28	1	14.0
11	Tribble Reese, QB	2-0	3	12	---	---	---	12	0	6.0
82	Durrell Barry, TE	7-0	1	---	12	---	---	12	0	1.7
81	Jeff Ogren, WR	4-0	1	---	8	---	---	8	0	2.0
2	DeAndre McDaniel, S	13-0	1	---	---	7	---	7	0	0.5
35	Paul Macko, RB	11-0	4	5	---	---	---	5	0	0.5
TEAM		13-13	10	-68	---	---	0	-68	0	-5.2
10	Cullen Harper, QB	13-13	71	-89	---	---	---	-89	3	-6.8
CLEMSON		13-13	880	2095	3147	309	1052	6603	51	507.9
Opponents		13-13	791	1538	2450	339	1569	5896	28	453.5

Overall Stats



Defensive Stats

# Player	GP-S	Snap	Hit	Ast	Tot	TFL	Sacks	PBU	QP	*ST
32 Nick Watkins, LB	12-11	643	75	43	118	3-6	1-4	3	3	12
25 Michael Hamlin, S	13-13	787	73	24	97	3-10		6		2
22 Chris Clemons, S	13-13	821	61	33	94	2-6		5		
20 Tramaine Billie, LB	12-11	583	57	22	79	4-16	1-10	2	7	4
94 Phillip Merling, DE	13-13	588	51	27	78	17-80	7-50	1	21	1
45 Cortney Vincent, LB	13-12	443	45	23	68	7-24	2-11	2	4	5
18 Crezdon Butler, CB	13-13	593	49	12	61	3-9		2	1	9
38 Chris Chancellor, CB	13-13	643	41	11	52	3-6		9	1	11
7 Ricky Sapp, DE	13-13	620	25	27	52	10-57	5-37	3	22	
97 Dorell Scott, DT	13-13	453	32	18	50	5-10	3-8		8	
33 Kavell Conner, LB	13-2	232	32	14	46	2-4		2	3	7
43 Antonio Clay, LB	13-1	335	24	19	43	2-10			2	
91 Rashaad Jackson, DT	12-10	369	27	10	37	7-27	1-12	2	14	
44 Scotty Cooper, LB	12-2	183	16	17	33	1-2		1	5	6
2 DeAndre McDaniel, S	13-0	438	27	6	33	4-11		6	3	2
24 Kevin Alexander, DE	13-0	237	16	16	32	1-8	1-8		6	14
8 Jamie Cumbie, DL	13-3	295	19	10	29	3-15	2-14		10	
36 Byron Maxwell, CB	13-0	317	21	6	27	4-24	1-13	4		1
12 Marcus Gilchrist, CB	13-0	159	11	6	17			1		2
57 Antwon Murchison, DT	12-0	143	7	7	14	1-2		2		
50 Jock McKissic, DT	12-0	244	5	9	14	1-2	1-2		3	
90 Kourtnei Brown, DE	11-0	118	8	4	12	2-9	1-4			
48 Jeremy Campbell, LB	9-0	117	4	7	11				2	
47 Josh Miller, LB	12-0	66	6	4	10					1
13 Tyler Grisham, WR	13-8	--	6	3	9					8
89 Miguel Chavis, DT	10-0	95	3	5	8				2	
99 Jarvis Jenkins, DT	10-0	100	3	5	8	1-5	1-5		1	
87 Terrance Ashe, WR	13-0	--	6	2	8					8
23 Chris Russell, S	5-0	33	5	1	6					
29 Haydrian Lewis, CB	5-0	107	4	2	6	2-5				1
17 Chris Wade, CB	12-0	0	3	2	5					5
98 Kwam Williams, DE	4-0	34	4	0	4	1-1			3	
14 Mark Buchholz, PK	13-13	--	2	2	4					4
54 Colin Leonard, LS	13-0	--	1	2	3					3
31 Darius Gaither, S	2-0	13	2	0	2					
6 Jacoby Ford, WR	8-5	--	2	0	2					2
49 Jimmy Maners, P	13-13	--	2	0	2					2
5 Rendrick Taylor, WR	9-3	--	0	1	1					
83 Nelson Faerber, WR	11-0	--	1	0	1					1
68 Chris McDuffie, OG	12-11	--	1	0	1					
86 Michael Palmer, TE	12-11	--	1	0	1					1
10 Cullen Harper, QB	13-13	--	1	0	1					
41 Alex Pearson, FB	13-0	--	0	1	1					1
84 Akeem Robinson, TE	13-2	--	0	1	1					1
90 Matthew Knowles, DE	1-0	2	0	0	0					
46 Brandon Oliver, LB	1-0	2	0	0	0					
46 Britton Whetsell, LB	1-0	2	0	0	0					
93 Rennie Moore, DE	6-0	35	0	0	0					
16 Michael Wade, S	13-0	3	0	0	0					
Totals	13-13		779	402	1181	89-349	27-178	51	121	114

# INTERCEPTIONS	GP-S	Int	Yards	Avg	TD	LG
38 Chris Chancellor, CB	13-13	4	12	3.0	0	12
25 Michael Hamlin, S	13-13	4	0	0.0	0	0
18 Crezdon Butler, CB	13-13	3	19	6.3	0	17
22 Chris Clemons, S	13-13	2	49	24.5	0	31
2 DeAndre McDaniel, S	13-0	2	0	0.0	0	0
97 Dorell Scott, DT	13-13	1	1	1.0	0	1
CLEMSON	13-13	16	81	5.1	0	31
Opponents	13-13	6	74	12.3	1	34

Caused Fumbles (12): Billie 2, Lewis 2, Merling 2, Watkins 2, Chancellor 1, Conner 1, Hamlin 1, Sapp 1
Recovered Fumbles (9): Hamlin 2, Watkins 2, Butler 1, Campbell 1, Gilchrist 1, Merling 1, C. Wade 1
Takeaways (25): Hamlin 6, Butler 4, Chancellor 4, Clemons 2, McDaniel 2, Watkins 2, Campbell 1, Gilchrist 1, Merling 1, Scott 1, C. Wade 1
Blocked Kicks (2): Faerber 1, Harris 1

* - special teams tackles; Note: Special teams tackles and tackles after turnovers are included in tackle totals; tackle totals are from coaches film grade.

Special Teams & Miscellaneous Stats

# PUNTING	P	Yards	Y/P	LG	-20	50+	TB	HB	*Net
49 Jimmy Maners, P	55	2354	42.8	71	16	13	7	2	37.5
TEAM	2	0	0.0	0	0	0	0	--	-23.0
CLEMSON	57	2354	41.3	71	16	13	7	2	35.4
Opponents	79	3071	38.9	59	11	10	9	2	35.0

# FIELD GOALS	FG-FGA	Pct	11-29	30-39	40-49	50+	LG	HB
14 Mark Buchholz, PK	22-36	61.1	9-10	7-9	5-12	1-5	52	0
CLEMSON	22-36	61.1	9-10	7-9	5-12	1-5	52	0
Opponents	14-16	87.5	1-1	7-7	5-6	1-2	52	0

# KICKOFFS	KO	TB	GL	OB	Ret	Y/R	Avg Start	-21
14 Mark Buchholz, PK	79	11	18	1	67-1523	22.7	26 Y. Line	30
19 Richard Jackson, P/PK	2	0	0	0	2-46	23.0	29 Y. Line	0
92 John Early, PK^	0	0	0	0	0-0	----	-----	0
CLEMSON	81	11	18	1	69-1569	22.7	26 Y. Line	30
Opponents^	53	7	8	1	44-1052	23.9	33 Y. Line	14

# PUNT RETURNS	PR	Yards	Avg	TD	LG
28 C.J. Spiller, RB	16	137	8.6	0	38
6 Jacoby Ford, WR	12	108	9.0	0	20
83 Nelson Faerber, WR	1	19	19.0	0	19
26 La'Donte Harris, WR	1	19	19.0	1	10
12 Marcus Gilchrist, CB	1	11	11.0	0	11
80 Aaron Kelly, WR	1	8	8.0	0	8
2 DeAndre McDaniel, S	1	7	7.0	0	7
CLEMSON	33	309	9.4	1	38
Opponents	23	339	14.7	1	82

# KICKOFF RETURNS	KOR	Yards	Avg	TD	LG
28 C.J. Spiller, RB	19	547	28.8	2	90
6 Jacoby Ford, WR	8	211	26.4	0	82
12 Marcus Gilchrist, CB	4	119	29.8	0	66
80 Aaron Kelly, WR	6	115	19.2	0	27
88 Brian Linthicum, TE	2	19	9.5	0	12
5 Rendrick Taylor, WR	1	17	17.0	0	17
1 James Davis, RB	1	13	13.0	0	13
86 Michael Palmer, TE	1	11	11.0	0	11
TEAM	2	0	0.0	0	0
CLEMSON	44	1052	23.9	2	90
Opponents	69	1569	22.7	2	100

# FUMBLE RETURNS	FR	Yards	Avg	TD	LG
CLEMSON	0	0	----	0	---
Opponents	1	-5	-5.0	0	-5

# SCORING	GP-S	TD	R-P-°Re	#2Pt	SPAT	FG-A	Pts	Pts/G
14 Mark Buchholz, PK	13-13	0	0-0-0		48-48	22-36	114	8.8
1 James Davis, RB	13-12	12	10-2-0				72	5.5
80 Aaron Kelly, WR	13-13	11	0-11-0				66	5.1
28 C.J. Spiller, RB	13-5	7	3-2-2				42	3.2
13 Tyler Grisham, WR	13-8	4	0-4-0	1			26	2.0
6 Jacoby Ford, WR	8-5	4	0-4-0				24	3.0
10 Cullen Harper, QB	13-13	3	3-0-0				18	1.4
88 Brian Linthicum, TE	13-5	3	0-3-0				18	1.4
26 La'Donte Harris, WR	13-1	2	0-1-1				12	0.9
3 Willy Korn, QB	2-0	1	1-0-0				6	3.0
83 Nelson Faerber, WR	11-0	1	0-1-0				6	0.5
86 Michael Palmer, TE	12-11	1	0-1-0				6	0.5
27 Sadat Chambers, RB	13-0	1	1-0-0				6	0.5
21 Xavier Dye, WR	13-0	1	0-1-0				6	0.5
TEAM	13-13	0	0-0-0	2			4	0.3
19 Richard Jackson, P/PK	3-0	0	0-0-0		2-2		2	0.7
25 Michael Hamlin, S	13-13	0	0-0-0	1			2	0.2
CLEMSON	13-13	51	18-30-3	4	50-50	22-36	430	33.1
Opponents	13-13	29	13-12-4	1	25-26	14-16	243	18.7

RED ZONE	Poss.	TD	FG	TO	MFG	Downs	Half
CLEMSON	51	32	15	1	2	1	0
Opponents	29	18	7	2	0	1	1

FIRST & GOAL	Poss.	TD	FG	TO	MFG	Downs	Half
CLEMSON	26	19	5	1	1	0	0
Opponents	13	12	1	0	0	0	0

* - does not factor in touchbacks; ^ - one on-side kick (not counted as a kickoff); ° - returns and recoveries; # - PATs and safeties; \$ - kicking only

Scoreboard


Date	Site	W-L	Score	Opponent (AP,USA)	Attendance	CU AP,USA	Leading Rusher(s)	Leading Passer(s)	Leading Receiver(s)	Leading Tackler(s)
9-3	*H	W	24-18	*Florida State (19,21)	81,993		Davis (18-102)	Harper (14-24-160)	Kelly (5-98)	Watkins (13)
9-8	H	W	49-26	Louisiana-Monroe	77,628	25,NR	Davis (7-68)	Harper (20-26-270)	Spiller (4-87)	Watkins (10)
9-15	H	W	38-10	Furman	80,419	20,20	Davis (9-58)	Harper (16-19-266)	Kelly (6-79)	Butler, Watkins (9)
9-22	A	W	42-20	*N.C. State	56,903	15,14	Davis (24-166)	Harper (25-39-268)	Kelly (8-95)	Billie (8)
9-29	A	L	3-13	*Georgia Tech	54,635	13,13	Davis (12-60)	Harper (17-39-194)	Kelly (6-53)	Clemons (14)
10-6	*H	L	23-41	*Virginia Tech (15,14)	82,047	22,22	Davis (6-9)	Harper (38-66-372)	Kelly (11-174)	Watkins (11)
10-20	H	W	70-14	Central Michigan	81,361		Chambers (10-112)	Harper (20-22-273)	Kelly (7-121)	Hamlin (8)
10-27	A	W	30-17	*Maryland	50,948		Davis (29-129)	Harper (20-26-179)	Kelly (5-54)	Billie (12)
11-3	A	W	47-10	*Duke	20,457	25,24	Davis (8-118)	Harper (17-26-184)	Kelly (6-57)	Hamlin, Watkins (9)
11-10	H	W	44-10	*Wake Forest	82,422	20,20	Davis (21-62)	Harper (27-35-266)	Kelly (10-93)	Watkins (15)
11-17	*H	L	17-20	*Boston College (18,18)	83,472	15,16	Spiller (11-52)	Harper (26-40-226)	Grisham (10-89)	Clemons (14)
11-24	*A	W	23-21	South Carolina	82,410	21,22	Davis (23-122)	Harper (28-38-229)	Kelly (9-134)	Sapp (7)
12-31	*N1	L ^(OT)	20-23	\$ Auburn (22,21)	74,413	15,16	Spiller (8-112)	Harper (14-33-104)	Kelly (4-36)	Clemons, Conner (15)

* - ACC game; \$ - Chick-fil-A Bowl; ^ - night game; N1 - Atlanta, GA; Note: **Bold** denotes a Clemson home game; rankings are prior to the particular game; Clemson was ranked #21 by Associated Press and #22 by USA Today in the final polls; official home attendance - 569,342 (81,335 per game); official total (home, away, and neutral) attendance - 909,108 (69,931 per game).

Team Game-By-Game Stats

Category	FSU	ULM	FUR	NCS	GAT	VAT	CMU	UMD	DUK	WFU	BOC	USC	^AUB	Totals
Total Offense	292	503	377	608	228	380	656	428	350	411	273	443	293	5242
	256	419	384	202	256	219	292	314	198	286	375	364	423	3988
Plays	66	62	55	89	71	90	88	82	61	70	71	85	73	963
	63	83	79	57	62	55	61	63	59	72	81	52	90	877
Yards Per Play	4.4	8.1	6.9	6.9	3.2	4.2	7.5	5.2	5.7	5.9	3.8	5.2	4.0	5.4
	4.1	5.0	4.9	4.3	4.1	4.0	4.8	5.0	3.4	4.0	4.6	7.0	4.7	4.5
Rushing Yards	132	184	60	340	34	8	341	249	152	145	47	214	189	2095
	114	271	142	55	189	154	76	97	28	82	60	80	190	1538
Rushing Attempts	42	28	33	50	32	23	61	56	32	34	31	46	40	508
	28	53	36	23	46	41	24	32	30	37	34	21	47	452
Passing Yards	160	319	317	268	194	372	315	179	198	266	226	229	104	3147
	142	148	242	147	67	65	216	217	170	204	315	284	233	2450
Completions	14	26	18	25	17	38	23	20	19	27	26	28	14	295
	17	13	28	19	7	7	21	19	17	24	31	18	26	247
Passing Attempts	24	34	22	39	39	67	27	26	29	36	40	39	33	455
	35	30	43	34	16	14	37	31	29	35	47	31	43	425
Had Intercepted	0	0	0	0	1	2	1	0	0	0	1	1	0	6
	0	0	3	3	1	0	2	1	1	1	1	2	1	16
Completion %	58.3	76.5	81.8	64.1	43.6	56.7	85.2	76.9	65.5	75.0	65.0	71.8	42.4	64.8
	48.6	43.3	65.1	55.9	43.8	50.0	56.8	61.3	58.6	68.6	66.0	58.1	60.5	58.1
Passing Efficiency	141.8	203.8	262.9	138.7	80.2	107.2	249.1	160.1	157.0	164.6	107.5	124.5	68.9	142.1
	92.1	95.8	98.4	84.3	66.4	112.6	112.8	113.6	112.3	111.8	125.0	154.1	109.0	108.3
First Downs	16	25	19	32	15	21	35	27	18	26	21	26	12	293
	8	24	21	15	14	9	15	18	11	21	26	17	24	223
Total Touchdowns	3	7	5	4	0	2	10	3	6	5	2	2	2	51
	2	3	1	3	1	5	2	2	1	1	2	3	3	29
Rushing Touchdowns	1	2	1	2	0	0	4	1	2	1	2	0	2	18
	1	2	1	1	1	1	0	2	0	1	1	0	2	13
Passing Touchdowns	2	5	4	2	0	2	6	2	3	3	0	1	0	30
	1	1	0	1	0	1	2	0	1	0	1	3	1	12
Field Goals	1-1	0-0	1-1	4-6	1-5	2-2	0-1	3-4	1-1	3-3	1-3	3-5	2-4	22-36
	1-1	2-3	1-1	0-0	2-2	2-2	0-0	1-1	1-1	1-1	2-2	0-0	1-2	14-16
Punting	9-32.3	4-44.8	3-49.0	2-48.5	6-40.8	7-48.0	1-42.0	2-37.0	5-40.2	2-47.0	4-37.3	4-38.5	8-43.1	57-41.3
	9-37.1	6-42.7	4-21.3	6-36.5	7-49.1	8-46.4	6-41.5	4-35.8	8-38.3	5-43.4	3-40.3	5-23.4	8-38.6	79-38.9
Time of Possession	32:46	22:45	23:27	36:49	27:28	32:44	35:17	36:29	30:17	27:27	23:30	38:37	29:14	30:32
	27:14	37:15	36:33	23:11	32:32	27:16	24:43	23:31	29:43	32:33	36:30	21:23	30:46	29:28
Third-Down Conversions	4-15	3-8	5-9	9-18	8-20	2-18	12-16	8-15	6-14	7-12	7-16	6-15	5-19	82-195
	3-17	11-21	8-18	4-12	5-15	3-14	5-13	5-14	5-15	6-15	6-16	3-8	7-19	71-197
Average Starting Field Position*	42	32	40	34	25	26	43	41	42	29	34	32	30	35
	29	24	24	27	38	37	29	24	22	28	29	22	30	28
Turnovers	1	0	2	0	2	3	1	1	0	0	1	1	0	12
	1	0	5	3	2	0	4	2	2	1	1	3	1	25
Points Off Turnovers	7	0	7	14	3	0	21	6	7	3	0	3	7	78
	0	0	0	0	3	14	0	0	0	0	3	7	0	27
Penalties	6-46	5-55	4-50	8-65	5-44	7-53	3-15	7-55	4-35	4-45	7-47	6-45	1-5	67-560
	8-45	11-83	5-30	4-26	10-65	6-52	4-41	5-32	12-80	8-62	10-65	4-41	6-40	93-662
Punt Returns	5-48	3-25	0-0	2-11	4-51	4-55	1-7	2-12	2-15	2-34	3-6	4-37	1-8	33-309
	3-67	1-6	1-(-4)	2-18	3-32	4-126	1-(-4)	1-0	2-11	1-55	0-0	1-7	3-25	23-339
Kickoff Returns	4-113	4-73	3-18	2-41	3-43	6-87	3-111	2-43	3-167	3-128	4-67	3-58	4-103	44-1052
	5-99	8-141	5-113	7-220	1-19	4-152	11-265	3-56	8-144	7-150	2-40	5-78	3-92	69-1569
Interceptions	0-0	0-0	3-20	3-31	1-0	0-0	2-0	1-17	1-0	1-12	1-0	2-1	1-0	16-81
	0-0	0-0	0-0	0-0	1-0	2-32	1-0	0-0	0-0	0-0	1-8	1-34	0-0	6-74
Sacks	5-15	1-1	0-0	2-19	0-0	3-11	0-0	1-10	3-28	6-36	5-48	0-0	1-10	27-178
	2-10	2-9	5-47	1-10	6-44	4-24	1-7	1-9	3-30	2-8	3-37	2-14	3-13	35-262

* - in teams' own territory; ^ - single-overtime game; Note: Clemson totals on top, opponent totals on bottom; **bold** denotes a Clemson home game.



The 2007 seniors were a big reason the Tigers averaged nearly 100 yards of total offense more per game than their opponents.

Superlatives



Category	Clemson Team High	Opponent Team High
Total Offense	656 vs. Central Michigan , 10/20	423 by Auburn [^] , 12/31
Plays	90 vs. Virginia Tech , 10/6	90 by Auburn [^] , 12/31
Yards Per Play	8.1 vs. Louisiana-Monroe , 9/8	7.0 by South Carolina, 11/24
Rushing Yards	341 vs. Central Michigan , 10/20	271 by Louisiana-Monroe , 9/8
Rushing Attempts	61 vs. Central Michigan , 10/20	53 by Louisiana-Monroe , 9/8
Yards Per Rush	6.8 vs. N.C. State, 9/22	5.1 by Louisiana-Monroe , 9/8
Rushing Touchdowns	4 vs. Central Michigan , 10/20	2 by Louisiana-Monroe , 9/8
		2 by Maryland, 10/27
		2 by Auburn [^] , 12/31
Passing Yards	372 vs. Virginia Tech , 10/6	315 by Boston College , 11/17
Completions	38 vs. Virginia Tech , 10/6	31 by Boston College , 11/17
Passing Attempts	67 vs. Virginia Tech , 10/6	47 by Boston College , 11/17
Completion % (min. 10 comp.)	85.2 vs. Central Michigan , 10/20	68.6 by Wake Forest , 11/10
Passing Efficiency (min. 10 comp.)	262.9 vs. Furman , 9/15	154.1 by South Carolina, 11/24
Passing Touchdowns	6 vs. Central Michigan , 10/20	3 by South Carolina, 11/24
Longest Pass	68 vs. Louisiana-Monroe , 9/8	44 by Maryland, 10/27
First Downs	35 vs. Central Michigan , 10/20	26 by Boston College , 11/17
Total Touchdowns	10 vs. Central Michigan , 10/20	5 by Virginia Tech , 10/6
Points	70 vs. Central Michigan , 10/20	41 by Virginia Tech , 10/6
Field Goals	4 vs. N.C. State, 9/22	2 by many (4)
Punting Average (min. 3 punts)	49.0 vs. Furman , 9/15	49.1 by Georgia Tech, 9/29
Time of Possession	38:37 vs. South Carolina, 11/24	37:15 by Louisiana-Monroe , 9/8
Penalties	8 vs. N.C. State, 9/22	12 by Duke, 11/3
Penalty Yards	65 vs. N.C. State, 9/22	83 by Louisiana-Monroe , 9/8
Turnovers	3 vs. Virginia Tech , 10/6	5 by Furman , 9/15
Third-Down Conversions	12 vs. Central Michigan , 10/20	11 by Louisiana-Monroe , 9/8
Third-Down Conversion %	75.0 vs. Central Michigan , 10/20	52.4 by Louisiana-Monroe , 9/8
Average Starting Field Position*	43 vs. Central Michigan , 10/20	38 by Georgia Tech, 9/29
Punt Return Yards	55 vs. Virginia Tech , 10/6	126 by Virginia Tech , 10/6
Kickoff Return Yards	167 vs. Duke, 11/3	265 by Central Michigan , 10/20
Interception Return Yards	31 vs. N.C. State, 9/22	34 by South Carolina, 11/24
Interceptions By Defense	3 vs. Furman , 9/15	2 by Virginia Tech , 10/6
	3 vs. N.C. State, 9/22	
Fumble Return Yards	---	-5 by Maryland, 10/27
Sacks By Defense	6 vs. Wake Forest , 11/10	6 by Georgia Tech, 9/29



James Davis rushed for a team-season-high 166 yards on 24 carries in Clemson's 42-20 victory at N.C. State on September 22, 2007.

Category	Clemson Individual Best	Opponent Individual Best
Total Offense	368 by Cullen Harper vs. Virginia Tech , 10/6	288 by Blake Mitchell (South Carolina), 11/24
Rushing Yards	166 by James Davis vs. N.C. State, 9/22	145 by Tashard Choice (Georgia Tech), 9/29
Rushing Attempts	29 by James Davis vs. Maryland, 10/27	32 by Tashard Choice (Georgia Tech), 9/29
Rushing Touchdowns	2 by James Davis vs. Central Michigan , 10/20	1 by many (13), many teams (10)
Longest Rush	83 by C.J. Spiller vs. Auburn [^] , 12/31	52 by Tyrod Taylor (Virginia Tech), 10/6
Passing Yards	372 by Cullen Harper vs. Virginia Tech , 10/6	315 by Matt Ryan (Boston College), 11/17
Completions	38 by Cullen Harper vs. Virginia Tech , 10/6	31 by Matt Ryan (Boston College), 11/17
Passing Attempts	66 by Cullen Harper vs. Virginia Tech , 10/6	47 by Matt Ryan (Boston College), 11/17
Completion % (min. 10 comp.)	90.9 by Cullen Harper vs. Central Michigan , 10/20	70.0 by Riley Skinner (Wake Forest), 11/10
Passing Efficiency (min. 10 comp.)	261.1 by Cullen Harper vs. Central Michigan , 10/20	154.1 by Blake Mitchell (South Carolina), 11/24
Passing Touchdowns	5 by Cullen Harper vs. Louisiana-Monroe , 9/8	3 by Blake Mitchell (South Carolina), 11/24
	5 by Cullen Harper vs. Central Michigan , 10/20	
Receptions	11 by Tyler Grisham vs. Virginia Tech , 10/6	11 by Andre Callender (Boston College), 11/17
	11 by Aaron Kelly vs. Virginia Tech , 10/6	
Receiving Yards	174 by Aaron Kelly vs. Virginia Tech , 10/6	125 by Kenny McKinley (South Carolina), 11/24
Receiving Touchdowns	2 by Aaron Kelly vs. many (3)	2 by Duane Brooks (Central Michigan), 10/20
	2 by Jacoby Ford vs. Central Michigan , 10/20	2 by Kenny McKinley (South Carolina), 11/24
All-Purpose Yards	218 by C.J. Spiller vs. Auburn [^] , 12/31	221 by Antonio Brown (Central Michigan), 10/20
Total Touchdowns	3 by James Davis vs. Central Michigan , 10/20	2 by Darrell Blackman (N.C. State), 9/22
		2 by Duane Brooks (Central Michigan), 10/20
		2 by Kenny McKinley (South Carolina), 11/24
		2 by Darrell Blackman (N.C. State), 9/22
		12 by Duane Brooks (Central Michigan), 10/20
		12 by Kenny McKinley (South Carolina), 11/24
		2 by many (4)
		49.1 by Durant Brooks (Georgia Tech), 9/29
Points	18 by James Davis vs. Central Michigan , 10/20	117 by Eddie Royal (Virginia Tech), 10/6
		185 by Antonio Brown (Central Michigan), 10/20
Field Goals	4 by Mark Buchholz vs. N.C. State, 9/22	34 by Emanuel Cook (South Carolina), 11/24
Punting Average (min. 3 punts)	49.0 by Jimmy Maners vs. Furman , 9/15	1 by many (6), many teams (5)
	49.0 by Jimmy Maners vs. Georgia Tech, 9/29	-5 by Trey Covington (Maryland), 10/27
Punt Return Yards	55 by C.J. Spiller vs. Virginia Tech , 10/6	
Kickoff Return Yards	103 by C.J. Spiller vs. Auburn [^] , 12/31	
Interception Return Yards	31 by Chris Clemons vs. N.C. State, 9/22	
Interceptions	1 by many (6) vs. many (10), many times (16)	
Fumble Return Yards	---	
Tackles	15 by Nick Watkins vs. Wake Forest , 11/10	
	15 by Chris Clemons vs. Auburn [^] , 12/31	
	15 by Kavell Conner vs. Auburn [^] , 12/31	
Sacks	2 by Ricky Sapp vs. N.C. State, 9/22	
	2 by Phillip Merling vs. Wake Forest , 11/10	
	2 by Phillip Merling vs. Boston College , 11/17	
Tackles For Loss	3 by Phillip Merling vs. Georgia Tech, 9/29	
	3 by Phillip Merling vs. Wake Forest , 11/10	

* - in teams' own territory; ^ - single-overtime game; Note: **Bold** denotes a Clemson home game.





Individual Offensive Game-By-Game Stats

RUSHING	#27 Chambers	#1 Davis	#6 Ford	#13 Grisham	#3 Korn	#35 Macko	#11 Reese	#28 Spiller
Opponent	Car-Yds-TD	Car-Yds-TD	Car-Yds-TD	Car-Yds-TD	Car-Yds-TD	Car-Yds-TD	Car-Yds-TD	Car-Yds-TD
Florida State	0-0-0	18-102-1	3-32-0	0-0-0	-----	-----	-----	11-48-0
Louisiana-Monroe	5-28-0	7-68-1	1-29-0	0-0-0	8-20-1	0-0-0	-----	6-38-0
Furman	4-16-0	9-58-1	2-13-0	0-0-0	2-8-0	-----	-----	9-(-1)-0
N.C. State	0-0-0	24-166-1	2-60-0	0-0-0	-----	0-0-0	-----	21-114-1
Georgia Tech	0-0-0	12-60-0	2-9-0	0-0-0	-----	0-0-0	-----	9-2-0
Virginia Tech	0-0-0	6-9-0	0-0-0	0-0-0	-----	0-0-0	-----	6-3-0
Central Michigan	10-112-1	22-88-2	2-21-0	0-0-0	-----	4-5-0	3-12-0	15-96-1
Maryland	0-0-0	29-129-1	2-8-0	0-0-0	-----	0-0-0	-----	17-106-0
Duke	9-5-0	8-118-1	-----	2-1-0	-----	0-0-0	0-0-0	8-56-0
Wake Forest	0-0-0	21-62-0	-----	2-22-0	-----	0-0-0	-----	8-54-0
Boston College	0-0-0	12-10-1	-----	1-5-0	-----	0-0-0	-----	11-52-0
South Carolina	0-0-0	23-122-0	-----	1-4-0	-----	0-0-0	-----	16-88-0
Auburn^	0-0-0	23-72-1	-----	1-8-0	-----	0-0-0	-----	8-112-1
Totals	28-161-1	214-1064-10	14-172-0	7-40-0	10-28-1	4-5-0	3-12-0	145-768-3

PASSING	#10 Harper	#3 Korn	#11 Reese
Opponent	Cm-Att-Yds-Int-TD	Cm-Att-Yds-Int-TD	Cm-Att-Yds-Int-TD
Florida State	14-24-160-0-2	-----	-----
Louisiana-Monroe	20-26-270-0-5	6-8-49-0-0	-----
Furman	16-19-266-0-3	2-3-51-0-1	-----
N.C. State	25-39-268-0-2	-----	-----
Georgia Tech	17-39-194-1-0	-----	-----
Virginia Tech	38-66-372-2-2	-----	-----
Central Michigan	20-22-273-1-5	-----	3-5-42-0-1
Maryland	20-26-179-0-2	-----	-----
Duke	17-26-184-0-2	-----	2-3-14-0-1
Wake Forest	27-35-266-0-3	-----	-----
Boston College	26-40-226-1-0	-----	-----
South Carolina	28-38-229-1-1	-----	-----
Auburn^	14-33-104-0-0	-----	-----
Totals	282-433-2991-6-27	8-11-100-0-1	5-8-56-0-2

RECEIVING	#1 Davis	#6 Ford	#13 Grisham	#26 Harris	#80 Kelly	#86 Palmer	#28 Spiller	#5 Taylor
Opponent	Rec-Yds-TD	Rec-Yds-TD	Rec-Yds-TD	Rec-Yds-TD	Rec-Yds-TD	Rec-Yds-TD	Rec-Yds-TD	Rec-Yds-TD
Florida State	1-3-0	0-0-0	3-26-0	0-0-0	5-98-1	0-0-0	2-3-0	0-0-0
Louisiana-Monroe	0-0-0	3-68-1	4-37-1	1-5-0	3-17-1	-----	4-87-1	4-38-0
Furman	0-0-0	2-55-1	3-74-1	1-42-1	6-79-1	1-12-0	2-29-0	2-17-0
N.C. State	4-13-1	4-48-0	0-0-0	0-0-0	8-95-0	1-6-0	3-34-1	3-53-0
Georgia Tech	0-0-0	3-58-0	3-38-0	1-8-0	6-53-0	2-33-0	1-3-0	-----
Virginia Tech	2-5-0	0-0-0	11-100-1	2-18-0	11-174-1	0-0-0	6-29-0	-----
Central Michigan	2-19-1	2-44-2	4-59-0	2-20-0	7-121-2	2-11-0	3-19-0	-----
Maryland	0-0-0	3-37-0	4-32-0	0-0-0	5-54-1	2-13-1	5-37-0	-----
Duke	1-12-0	-----	4-51-0	0-0-0	6-57-2	1-6-0	0-0-0	4-54-0
Wake Forest	2-(-1)-0	-----	9-100-1	0-0-0	10-93-2	2-39-0	1-16-0	3-19-0
Boston College	0-0-0	-----	10-89-0	1-9-0	8-70-0	0-0-0	1-10-0	4-42-0
South Carolina	0-0-0	-----	3-23-0	2-22-0	9-134-0	1-3-0	4-9-0	2-4-0
Auburn^	0-0-0	-----	2-24-0	2-12-0	4-36-0	1-5-0	2-(-5)-0	3-32-0
Totals	12-51-2	17-310-4	60-653-4	12-136-1	88-1081-11	13-128-1	34-271-2	25-259-0

KICKING	#14 Buchholz FG	#49 Maners PUNTING
Opponent	Made Missed	# Yds Avg -20 50+
Florida State	31 ---	8 291 36.4 2 1
Louisiana-Monroe	--- ---	4 179 44.8 2 1
Furman	22 ---	3 147 49.0 1 1
N.C. State	28,46,29,25 29,52	2 97 48.5 0 0
Georgia Tech	48 47,30,50,48	5 245 49.0 1 3
Virginia Tech	33,30 ---	7 336 48.0 2 3
Central Michigan	--- 48	1 42 42.0 1 0
Maryland	35,34,20 41	2 74 37.0 1 0
Duke	39 ---	5 201 40.2 3 0
Wake Forest	48,52,46 ---	2 94 47.0 0 1
Boston College	22 46,54	4 149 37.3 0 0
South Carolina	48,28,35 35,45	4 154 38.5 2 1
Auburn^	22,25 45,53	8 345 43.1 1 2
Totals	22 14	55 2354 42.8 16 13

RETURNS	#83 Faerber PR	#6 Ford PR	#28 Spiller PR	#6 Ford KOR	#12 Gilchrist KOR	#28 Spiller KOR
Opponent	# Yds Avg	# Yds Avg	# Yds Avg	# Yds Avg	# Yds Avg	# Yds Avg
Florida State	0 0 ---	3 23 7.7	2 25 12.5	1 14 14.0	0 0 ---	2 78 39.0
Louisiana-Monroe	0 0 ---	1 12 12.0	1 2 2.0	1 23 23.0	2 35 17.5	1 15 15.0
Furman	0 0 ---	0 0 ---	0 0 ---	1 18 18.0	0 0 ---	0 0 ---
N.C. State	0 0 ---	2 11 5.5	0 0 ---	0 0 ---	0 0 ---	2 41 20.5
Georgia Tech	--- --- ---	3 43 14.3	1 8 8.0	2 31 15.5	0 0 ---	0 0 ---
Virginia Tech	--- --- ---	0 0 ---	4 55 13.8	0 0 ---	0 0 ---	4 69 17.3
Central Michigan	0 0 ---	1 7 7.0	0 0 ---	1 82 82.0	0 0 ---	1 17 17.0
Maryland	0 0 ---	2 12 6.0	0 0 ---	2 43 21.5	0 0 ---	0 0 ---
Duke	0 0 ---	--- --- ---	0 0 ---	--- --- ---	1 66 66.0	1 84 84.0
Wake Forest	0 0 ---	--- --- ---	2 34 17.0	--- --- ---	0 0 ---	1 90 90.0
Boston College	0 0 ---	--- --- ---	3 6 2.0	--- --- ---	1 18 18.0	1 19 19.0
South Carolina	1 19 19.0	--- --- ---	2 -1 -0.5	--- --- ---	0 0 ---	2 31 15.5
Auburn^	0 0 ---	--- --- ---	1 8 8.0	--- --- ---	0 0 ---	4 103 25.8
Totals	1 19 19.0	12 108 9.0	16 137 8.6	8 211 26.4	4 119 29.8	19 547 28.8

^ - single-overtime game; Note: **Bold** denotes a Clemson home game.

Individual Defensive Game-By-Game Stats



Opponent	#24 Alexander Snaps-Tac-TFL-Sk	#20 Billie Snaps-Tac-TFL-Sk	#90 Brown Snaps-Tac-TFL-Sk	#18 Butler Snaps-Tac-PBU-Int	#48 Campbell Snaps-Tac-TFL-Sk	#38 Chancellor Snaps-Tac-PBU-Int	#89 Chavis Snaps-Tac-TFL-Sk
Florida State	20-3-0-0	*50-6-0-0	-----	*47-2-1-0	8-0-0-0	*41-5-0-0	-----
Louisiana-Monroe	28-3-0-0	*44-8-1-0	6-1-0-0	*59-7-0-0	31-4-0-0	*55-2-0-0	6-0-0-0
Furman	36-4-0-0	*34-2-0-0	10-0-0-0	*67-9-0-1	14-2-0-0	*48-4-0-0	-----
N.C. State	13-2-0-0	*49-8-0-0	3-0-0-0	*32-3-0-0	3-1-0-0	*35-2-0-1	3-0-0-0
Georgia Tech	10-1-0-0	*55-6-0-0	-----	*39-8-0-0	-----	*64-3-0-0	0-0-0-0
Virginia Tech	7-2-0-0	*50-7-1-0	1-0-0-0	*39-4-0-0	1-0-0-0	*36-5-1-0	0-0-0-0
Central Michigan	23-3-0-0	23-3-0-0	23-2-0-0	*34-4-0-0	12-2-0-0	*38-4-0-1	10-3-0-0
Maryland	6-2-0-0	*57-12-1-1	2-0-0-0	*52-4-1-1	-----	*53-5-1-0	-----
Duke	13-4-0-0	*43-6-0-0	13-3-1-0	*15-3-0-0	4-0-0-0	*43-4-0-0	17-1-0-0
Wake Forest	22-2-0-0	*56-5-1-0	22-4-1-1	*52-4-0-0	20-1-0-0	*50-5-0-1	14-0-0-0
Boston College	22-4-1-1	*75-13-0-0	15-1-0-0	*57-4-0-0	-----	*66-3-2-0	19-2-0-0
South Carolina	15-1-0-0	*47-3-0-0	6-0-0-0	*38-4-0-0	-----	*40-6-1-1	3-0-0-0
Auburn^	22-1-0-0	-----	17-1-0-0	*62-5-0-1	24-1-0-0	*74-4-4-0	23-2-0-0
Totals	237-32-1-1	583-79-4-1	118-12-2-1	593-61-2-3	117-11-0-0	643-52-9-4	95-8-0-0

Opponent	#43 Clay Snaps-Tac-TFL-Sk	#22 Clemons Snaps-Tac-PBU-Int	#33 Conner Snaps-Tac-TFL-Sk	#44 Cooper Snaps-Tac-TFL-Sk	#8 Cumbie Snaps-Tac-TFL-Sk	#31 Gaither Snaps-Tac-PBU-Int	#12 Gilchrist Snaps-Tac-PBU-Int
Florida State	26-2-0-0	*64-4-0-0	3-0-0-0	7-1-0-0	21-1-1-1	-----	0-0-0-0
Louisiana-Monroe	21-5-0-0	*65-6-0-0	31-6-0-0	8-2-0-0	32-4-0-0	-----	1-0-0-0
Furman	29-5-0-0	*65-7-1-1	29-5-0-0	21-6-0-0	31-2-0-0	-----	0-0-0-0
N.C. State	26-4-1-0	*47-5-0-1	16-3-1-0	6-2-0-0	17-1-0-0	-----	3-1-0-0
Georgia Tech	26-3-0-0	*62-14-0-0	2-0-0-0	9-0-0-0	18-2-1-0	-----	8-0-0-0
Virginia Tech	24-5-0-0	*43-1-0-0	3-0-0-0	5-2-0-0	7-0-0-0	-----	15-1-0-0
Central Michigan	14-2-0-0	*53-2-2-0	*32-3-0-0	*29-4-0-0	19-3-0-0	12-1-0-0	25-4-0-0
Maryland	26-2-0-0	*63-10-0-0	5-2-0-0	6-1-1-0	25-1-0-0	-----	8-0-1-0
Duke	29-4-0-0	*54-5-0-0	16-3-0-0	15-5-0-0	*25-2-0-0	1-1-0-0	23-3-0-0
Wake Forest	26-2-0-0	*76-7-1-0	14-6-0-0	-----	*26-4-1-1	-----	26-5-0-0
Boston College	29-4-1-0	*87-14-1-0	0-1-0-0	6-0-0-0	*31-4-0-0	-----	21-0-0-0
South Carolina	24-2-0-0	*52-4-0-0	4-2-0-0	5-0-0-0	14-2-0-0	-----	13-1-0-0
Auburn^	*35-3-0-0	*90-15-0-0	*77-15-1-0	*66-10-0-0	29-3-0-0	-----	16-2-0-0
Totals	335-43-2-0	821-94-5-2	232-46-2-0	183-33-1-0	295-29-3-2	13-2-0-0	159-17-1-0

Opponent	#25 Hamlin Snaps-Tac-PBU-Int	#91 Jackson Snaps-Tac-TFL-Sk	#99 Jenkins Snaps-Tac-TFL-Sk	#90 Knowles Snaps-Tac-TFL-Sk	#29 Lewis Snaps-Tac-PBU-Int	#36 Maxwell Snaps-Tac-PBU-Int	#2 McDaniel Snaps-Tac-PBU-Int
Florida State	*64-6-0-0	*5-1-1-0	3-1-1-1	-----	25-1-0-0	17-0-1-0	39-4-2-0
Louisiana-Monroe	*60-6-0-0	*37-3-0-0	19-1-0-0	-----	26-1-0-0	24-2-0-0	31-2-2-0
Furman	*74-5-2-1	*30-5-0-0	23-2-0-0	-----	31-3-0-0	13-0-0-0	21-1-1-0
N.C. State	*44-5-0-1	*32-4-0-0	3-0-0-0	-----	22-0-0-0	26-1-1-0	33-4-0-0
Georgia Tech	*60-6-0-1	*50-5-2-0	6-2-0-0	-----	3-1-0-0	24-3-0-0	20-1-0-0
Virginia Tech	*53-7-0-0	*35-5-0-0	-----	-----	-----	16-0-0-0	23-2-0-0
Central Michigan	*53-8-1-0	*29-0-0-0	12-1-0-0	2-0-0-0	-----	31-4-1-0	54-2-0-1
Maryland	*63-8-0-0	*7-0-0-0	7-0-0-0	-----	-----	11-0-0-0	26-1-0-0
Duke	*55-9-1-1	-----	12-0-0-0	-----	-----	41-3-0-0	34-2-1-0
Wake Forest	*68-8-0-0	30-4-1-0	13-1-0-0	-----	-----	24-3-0-0	20-1-0-0
Boston College	*87-10-0-0	40-3-1-1	2-0-0-0	-----	-----	32-3-1-0	48-1-0-1
South Carolina	*52-5-2-0	*26-2-0-0	-----	-----	-----	15-2-0-0	23-4-0-0
Auburn^	*54-14-0-0	*48-5-2-0	-----	-----	-----	43-6-0-0	66-8-0-0
Totals	787-97-6-4	369-37-7-1	100-8-1-1	2-0-0-0	107-6-0-0	317-27-4-0	438-33-6-2

Opponent	#50 McKissic Snaps-Tac-TFL-Sk	#94 Merling Snaps-Tac-TFL-Sk	#47 Miller Snaps-Tac-TFL-Sk	#93 Moore Snaps-Tac-TFL-Sk	#57 Murchison Snaps-Tac-TFL-Sk	#46 Oliver Snaps-Tac-TFL-Sk	#23 Russell Snaps-Tac-PBU-Int
Florida State	37-1-1-1	*39-9-2-1	-----	-----	10-0-0-0	-----	0-0-0-0
Louisiana-Monroe	26-3-0-0	*45-9-2-0	15-2-0-0	7-0-0-0	32-2-0-0	-----	18-2-0-0
Furman	28-2-0-0	*42-3-0-0	10-0-0-0	3-0-0-0	25-4-1-0	-----	15-4-0-0
N.C. State	18-0-0-0	*40-5-1-0	3-1-0-0	3-0-0-0	11-0-0-0	-----	0-0-0-0
Georgia Tech	27-1-0-0	*49-10-3-0	0-0-0-0	-----	7-2-0-0	-----	0-0-0-0
Virginia Tech	21-0-0-0	*48-5-1-1	0-0-0-0	-----	10-0-0-0	-----	-----
Central Michigan	15-0-0-0	*34-5-2-0	15-3-0-0	6-0-0-0	7-1-0-0	2-0-0-0	-----
Maryland	27-1-0-0	*45-4-0-0	0-0-0-0	-----	15-3-0-0	-----	-----
Duke	11-1-0-0	*27-1-0-0	1-0-0-0	10-0-0-0	7-0-0-0	-----	-----
Wake Forest	-----	*47-8-3-2	9-0-0-0	6-0-0-0	10-1-0-0	-----	-----
Boston College	7-1-0-0	*67-9-2-2	0-0-0-0	-----	-----	-----	-----
South Carolina	4-0-0-0	*37-5-0-0	0-0-0-0	-----	6-1-0-0	-----	-----
Auburn^	23-4-0-0	*68-5-1-1	13-4-0-0	-----	3-0-0-0	-----	-----
Totals	244-14-1-1	588-78-17-7	66-10-0-0	35-0-0-0	143-14-1-0	2-0-0-0	33-6-0-0



Opponent	#7 Sapp Snaps-Tac-TFL-Sk	#97 Scott Snaps-Tac-TFL-Sk	#45 Vincent Snaps-Tac-TFL-Sk	#17 Wade Snaps-Tac-PBU-Int	#16 Wade Snaps-Tac-PBU-Int	#32 Watkins Snaps-Tac-TFL-Sk	#98 Williams Snaps-Tac-TFL-Sk
Florida State	*45-2-1-0	*28-0-0-0	*39-4-1-0	0-2-0-0	0-0-0-0	*59-13-1-1	3-0-0-0
Louisiana-Monroe	*47-4-1-0	*36-8-1-1	*48-9-2-0	0-2-0-0	0-0-0-0	*59-10-0-0	-----
Furman	*32-1-0-0	*36-2-0-0	*42-6-0-0	0-1-0-0	0-0-0-0	*51-9-0-0	4-0-0-0
N.C. State	*43-6-2-2	*33-6-0-0	*30-5-0-0	-----	0-0-0-0	*43-7-0-0	-----
Georgia Tech	*54-4-1-0	*37-4-0-0	*40-4-0-0	0-0-0-0	0-0-0-0	*64-12-1-0	-----
Virginia Tech	*51-7-2-1	*37-5-1-0	*25-5-1-1	0-0-0-0	0-0-0-0	*53-11-0-0	-----
Central Michigan	*27-1-1-0	*11-0-0-0	*20-4-0-0	0-0-0-0	2-0-0-0	18-6-0-0	8-2-0-0
Maryland	*52-3-0-0	*48-2-0-0	*34-7-0-0	0-0-0-0	0-0-0-0	*59-9-1-0	-----
Duke	*34-1-1-1	*32-5-0-0	*31-8-1-1	0-0-0-0	1-0-0-0	*45-9-0-0	19-2-1-0
Wake Forest	*44-7-1-1	*50-6-1-1	*35-5-0-0	0-0-0-0	0-0-0-0	*56-15-0-0	-----
Boston College	*72-5-0-0	*54-8-2-1	*31-5-1-0	0-0-0-0	0-0-0-0	*89-11-0-0	-----
South Carolina	*46-7-0-0	*27-4-0-0	*28-2-1-0	0-0-0-0	0-0-0-0	*47-6-0-0	-----
Auburn^	*73-4-0-0	*24-0-0-0	40-4-0-0	0-0-0-0	0-0-0-0	-----	-----
Totals	620-52-10-5	453-50-5-3	443-68-7-2	0-5-0-0	3-0-0-0	643-118-3-1	34-4-1-0

* - start; ^ - single-overtime game; Note: "Snaps" does not include special team plays or offensive plays; special team tackles are included; bold denotes a Clemson home game.



Game Reviews

Game 1

	Florida State	18
	Clemson	24

September 3, 2007
Memorial Stadium • Clemson, SC

In front of a nationally-televised audience on **ESPN**, Clemson defeated #19 Florida State 24-18 in Bowden Bowl IX at Memorial Stadium on September 3. The Labor Day game was the Tigers' first since 1982. Clemson downed the Seminoles for the third year in a row and fourth time in the last five seasons.

The Tigers took a 21-0 lead in the second quarter and held a 24-3 advantage at halftime. However, the Seminoles stormed back with 15 points in the second half and had the ball three times with an opportunity to take the lead late in the game, but the Clemson defense stiffened each time to preserve the season-opening victory.

Clemson totaled 292 yards of offense, including 132 on the ground and 160 in the air. The rushing total included -51 yards on a bad snap in punt formation. Meanwhile, the Tiger defense limited Florida State to just 256 yards, including 142 passing yards on 17-35 passing, and eight first downs.

Field position also played a big role in the game. Clemson started five of its 16 possessions in Seminole territory and had an average starting field position at its own 42, compared to the Florida State 29 for the Seminoles.

James Davis rushed for a game-high 102 yards and a touchdown on 18 carries, while C.J. Spiller added 48 yards on 11 carries. Antone Smith led the Seminoles with 90 rushing yards and a touchdown on 14 carries.

Cullen Harper was 14-24 for 160 yards and two touchdowns against no interceptions to lead the Tigers to victory. He became the first Clemson quarterback to defeat a top-25 ranked team in his first career start. His favorite target was Aaron Kelly, who had five catches for 98 yards, including a 41-yard touchdown reception.

The game featured a dominant performance by the Tigers in the first half, as they outgained Florida State 210-62 and held the Seminoles to just one first down, which came on the first play of the game, in the opening half.

After five punts to start the game, the Tigers put the first points on the scoreboard midway through the first quarter. Jacoby Ford ran 34 yards on a reverse on the drive's first play. Three plays later, Harper rolled right and connected with Brian Linthicum for an 11-yard touchdown pass. Linthicum became the Tigers' first first-year freshman to score a touchdown in his first game since 1999.

On Florida State's ensuing drive, Phillip Merling stripped Preston Parker, allowing Nick Watkins to recover the fumble at the Seminole 24. After a five-yard penalty, Davis avoided several would-be tacklers and rushed 29 yards for a touchdown, putting the Tigers ahead 14-0.

Early in the second quarter, Harper threw a "bubble" screen to Kelly, and the wideout outran the secondary for a 41-yard score, upping Clemson's lead to 21-0.

The Seminoles dented the scoreboard with 4:12 left in the second quarter after Roosevelt Lawson blocked a punt to give them the ball at the Tiger 20. Three plays only netted two yards, but Gary Cismesia kicked a 36-yard field goal.

In the third quarter, a high punt snap forced Tiger punter Jimmy Maners to take a safety. Florida State then drove 59 yards in four plays on the ensuing drive to cut Clemson's lead to 24-11. Smith ran 49 yards up the middle to the Tiger one, then he carried the ball into the endzone on the next play. The two-point conversion attempt failed.

The Seminole defense forced Clemson to punt on its own 11 on the ensuing drive, then Preston Parker returned the punt 20 yards to the Tiger 32. Drew Weatherford connected with Greg Carr on fourth-and-three from the 25. Then on third-and-10, Weatherford lofted a 15-yard touchdown pass over the middle to Richard Goodman, narrowing the Tigers' lead to 24-18 with 11:40 left in the game.

The Seminoles regained possession at the Tiger 39 with 29 seconds left. But Jock McKissic sacked Weatherford, and he was forced to spike the ball with nine seconds left. His desperation pass was incomplete as time expired.

a 7-0 lead. Dawson's 24-yard run on third-and-11 advanced the ball to the Tiger one, then Dawson carried the ball into the endzone on the next play.

Clemson wasted little time responding, as it drove 63 yards in just four plays to even the score. Ford's 29-yard run on a reverse helped set up Grisham's 14-yard touchdown catch on a screen pass over the middle.

On Clemson's next drive, Harper connected with Ford on the drive's first play for a 52-yard touchdown pass to give Clemson the lead for good.

Highlighted by Davis' 27-yard run, Clemson scored again with 4:46 remaining in the second quarter when Harper hit Linthicum in the endzone for an eight-yard touchdown pass on third-and-six to give the Tigers a 21-10 lead.

The Tigers tacked on seven more points before halftime when Kelly made a leaping catch in the corner of the endzone. The six-yard catch was Harper's fourth touchdown pass of the first half. Earlier in the drive, Harper completed a pass to Grisham on third-and-10 to keep the drive alive.

Clemson scored its third of five straight touchdowns on its first drive of the second half. Harper found Spiller wide-open near the Tiger sideline for a 68-yard hookup on the first play of the drive.

After the Warhawks drove 69 yards in 14 plays and took 7:12 off the clock, Cole Wilson kicked a 23-yard field goal. Quarterback Kinsmon Lancaster's 14-yard run on third-and-14 early in the drive allowed the Warhawks to put points on the scoreboard.

However, the Tigers came right back and reached the endzone again when Davis rushed 16 yards for a touchdown, capping a 77-yard drive.

On Clemson's next drive, Korn made his debut in a Tiger uniform and led Clemson to a touchdown. He was 3-4 for 29 yards and rushed five times for 27 yards, capped by his one-yard touchdown run to up the Tigers' lead to 49-13.

The Warhawks added two touchdowns in the fourth quarter against Clemson's second and third-team defense. The first was highlighted by Aaron Stringfellow's 16-yard touchdown catch. Later in the fourth quarter, Goodin raced 48 yards for another score.

Game Stats

Florida State	0	3	8	7	18
Clemson	14	10	0	0	24

CU Linthicum 11 pass from Harper (Buchholz kick), 1st, 6:07, 4-57
CU Davis 29 run (Buchholz kick), 1st, 4:53, 1-24
CU Kelly 41 pass from Harper (Buchholz kick), 2nd, 13:25, 4-60
FSU Cismesia 36 FG, 2nd, 4:12, 4-2
CU Buchholz 31 FG, 2nd, 1:09, 6-14
FSU TEAM safety, 3rd, 2:11
FSU A. Smith 1 run (Weatherford run failed), 3rd, 0:46, 4-59
FSU Goodman 15 pass from Weatherford (Cismesia kick), 4th, 11:40, 7-32
Attendance - 81,993

Team Statistics	FSU	CU
Rushing	28-114	42-132
Passing	17-35-142	14-24-160
Total Offense	63-256	66-292
Yards/Play	4.1	4.4
Turnovers	1	1
Time of Possession	27:14	32:46

Rushing (Rush-Yards-TD)

FSU A. Smith 14-90-1, Weatherford 10-15, Parker 3-9, Sims 1-0
CU Davis 18-102-1, Spiller 11-48, Ford 3-32, Harper 6-6, Taylor 1-0, TEAM 3-(-56)



Passing (Cm-Att-Yards-I-TD)

FSU Weatherford 17-34-142-0-1, TEAM 0-1-0-0-0
CU Harper 14-24-160-0-2

Receiving (Rec-Yards-TD)

FSU A. Smith 5-57, Parker 4-28, Fagg 2-11, Graham 2-11, Sims 2-10, Goodman 1-15-1, Carr 1-10
CU Kelly 5-98-1, Grisham 3-26, Spiller 2-3, Barry 1-12, Linthicum 1-11-1, Chambers 1-7, Davis 1-3

Game 2

	Louisiana-Monroe	26
	Clemson	49

September 8, 2007
Memorial Stadium • Clemson, SC

Less than five days after defeating #19 Florida State, #25 Clemson scored seven touchdowns on its way to a 49-26 win over Louisiana-Monroe at Memorial Stadium on September 8. Seven different Tigers accounted for the seven touchdowns in the first-ever meeting between the two.

After the Warhawks took a 7-0 lead in the first quarter and the Tigers were unable to score on their first two drives, Clemson scored touchdowns on seven of its next eight possessions and took control of the game, Head Coach Tommy Bowden's 100th at Clemson.

Clemson outgained Louisiana-Monroe 503-419 despite totaling 21 less plays. The Tigers passed for 319 yards and rushed for 184 yards, averaging 8.1 yards per play and 6.6 yards per rush.

In just his second career start, Cullen Harper was 20-26 for 270 yards and a Tiger-record five touchdowns against no interceptions to earn ACC Offensive Back-of-the-Week honors. He also had four touchdowns in the first half, another Tiger record, and played less than three quarters. Freshman Willy Korn, making his first appearance as a Tiger, was 6-8 for 49 yards along with a rushing score.

Twelve different Tigers had at least one catch, as no Tiger had more than four. C.J. Spiller totaled four catches for 87 yards, while Rendrick Taylor and Tyler Grisham also had four catches. Spiller, Grisham, Jacoby Ford, Aaron Kelly, and Brian Linthicum each had touchdown catches as well.

The Warhawks had two running backs surpass the century mark, as Calvin Dawson had 121 rushing yards on 28 carries and Frank Goodin totaled 102 rushing yards.

After the Warhawks punted and Clemson lost the ball on downs, Louisiana-Monroe drove 67 yards in 11 plays to take

Game Stats

Louisiana-Monroe	7	3	3	13	26
Clemson	14	14	14	7	49

ULM Dawson 1 run (Wilson kick), 1st, 5:46, 11-67
CU Grisham 14 pass from Harper (Buchholz kick), 1st, 4:37, 4-63
CU Ford 52 pass from Harper (Buchholz kick), 1st, 2:38, 1-52
ULM Wilson 41 FG, 2nd, 11:34, 15-54
CU Linthicum 8 pass from Harper (Buchholz kick), 2nd, 4:46, 6-64
CU Kelly 6 pass from Harper (Buchholz kick), 2nd, 1:54, 9-55
CU Spiller 68 pass from Harper (Buchholz kick), 3rd, 13:44, 1-68
ULM Wilson 23 FG, 3rd, 6:26, 14-69
CU Davis 16 run (Buchholz kick), 3rd, 4:24, 8-77
CU Korn 1 run (Buchholz kick), 4th, 12:16, 10-75
ULM Stringfellow 16 pass from Lancaster (Wilson kick failed), 4th, 9:14, 9-68
ULM Goodin 48 run (Wilson kick), 4th, 2:04, 1-48
Attendance - 77,628

Team Statistics	ULM	CU
Rushing	53-271	28-184
Passing	13-30-148	26-34-319

Rushing (Rush-Yards-TD)

ULM Dawson 28-121-1, Goodin 10-102-1, Lancaster 10-24, Revell 2-17, Stringfellow 1-11, McNeal 2-(-4)
CU Davis 7-68-1, Spiller 6-38, Ford 1-29, Chambers 5-28, Korn 8-20-1, Harper 1-1

Passing (Cm-Att-Yards-I-TD)

ULM Lancaster 11-26-139-0-1, Revell 2-4-9-0-0
CU Harper 20-26-270-0-5, Korn 6-8-49-0-0

Receiving (Rec-Yards-TD)

ULM Sapp 4-68, Zacharie 3-20, Goodin 2-7, McNeal 1-23, Stringfellow 1-16-1, Humphrey 1-12, Waller 1-2
CU Spiller 4-87-1, Taylor 4-38, Grisham 4-37-1, Ford 3-68-1, Kelly 3-17-1, Linthicum 2-23-1, Dye 1-14, Faerber 1-11, Ashe 1-10, Ogren 1-8, Harris 1-5, Chambers 1-1

Game Reviews



Game 3

	Furman	10
	Clemson	38

September 15, 2007
Memorial Stadium • Clemson, SC

Clemson, ranked #20 in the nation, defeated Furman for the 29th time in a row in its 38-10 victory at Memorial Stadium on September 15. Five different Tigers scored the team's five touchdowns, as Clemson cruised to the convincing victory on a muggy September day.

The Tigers took a 17-0 lead in the second quarter and never looked back, as they averaged 6.9 yards per play despite allowing five sacks for -47 yards. Clemson also totaled 377 yards of total offense on only 55 plays and was 18-22 passing for 317 yards.

Clemson only rushed for 60 yards, but an eight and nine-man front opened up the passing lanes, as Cullen Harper and Willy Korn combined to easily set the Clemson single-game record with a 262.9 passing efficiency and also combined for eight pass plays of 21 yards or more.

Harper was 16-19 for 266 yards and three touchdowns against no interceptions. His 253.9 passing efficiency also set a Tiger single-game record. Korn was 2-3 for 51 yards, including a 42-yard touchdown pass. Jordan Sorrells and Renaldo Gray combined for 28 completions, but they did not throw a scoring pass and were intercepted three times.

Aaron Kelly had six catches for 79 yards, both game-highs, along with a touchdown. Tyler Grisham added three receptions for 74 yards and a score, while Jacoby Ford and La'Donte Harris also hauled in touchdown catches. James Davis led the Tigers with 58 rushing yards and a touchdown run on nine carries.

Clemson took its opening drive 66 yards to take a 7-0 lead. Davis' back-to-back runs of 21 and 10 yards helped set up a 21-yard pass play from Harper to Grisham to the two. Davis carried the ball into the endzone on the next play.

After the Paladins were stopped on fourth-and-one in Tiger territory, Clemson drove 49 yards in nine plays to up its lead to 10-0. Harper's 24-yard pass to C.J. Spiller took the ball to the three, but the Paladin defense stiffened, forcing a Mark Buchholz 22-yard field goal.

In the second quarter, Michael Hamlin intercepted Renaldo Gray's pass at the Paladin 49. On the next play, Harper connected with Grisham down the sideline for a 49-yard touchdown score.

For their third drive in a row, the Paladins turned the ball over when Haydrian Lewis stripped Ryan McKie at the Tiger 26. Clemson went three-and-out, and the Paladins took over at their own 26.

Furman converted three third downs on the drive, highlighted by an 18-yard pass from Sorrells to Larry Hedden on third-and-13. However, Sorrells threw back-to-back incompletions with two yards to go for a first down, and Scott Beckler kicked a 38-yard field goal with 37 seconds remaining before halftime.

On Clemson's first drive of the second half, it drove 69 yards in eight plays to up its lead to 24-3. The Tigers overcame two 10-yard penalties that forced a second-and-20 and first-and-20. The drive culminated in a 33-yard touchdown catch by Ford on a swing pass.

Later in the third quarter and into the fourth quarter, Clemson mounted a nine-play, 76-yard drive that was capped by Kelly's 23-yard touchdown reception from Harper. Kelly made the diving catch even though there was a flag thrown for pass interference on the play.

After a three-and-out by Furman, Clemson took over possession on the Paladin 43. Three plays later, Korn faked one way and found Harris wide open down the sideline for a 42-yard touchdown pass, increasing the Tiger lead to 38-3. It was Korn's first career touchdown pass.

Furman responded with a 10-play, 80-yard drive to reach the endzone for the one and only time in the contest. Hedden's 11-yard reception on fourth-and-two near midfield kept the drive alive. Five plays later, Brantley Kendall broke through the line on third-and-one and carried 26 yards to paydirt.

Mark Buchholz was 4-6 on field goals, including makes of 28, 35, 29, and 25 yards. He kicked one field goal in each quarter and was 4-4 on extra points, totaling 16 points.

After Chris Chancellor's first career interception on the third play of the game, Clemson drove 58 yards to take a 7-0 lead. Spiller capped the drive with an 11-yard touchdown reception on a "touch" pass by Harper on third-and-three.

The lead was short-lived, as Darrell Blackman returned the ensuing kickoff 99 yards for a score. Blackman had 143 kickoff return yards and 200 all-purpose yards.

On the Tigers' next drive, Davis rushed 34 yards to the N.C. State 12. But the drive stalled and Buchholz booted a 28-yard field goal to give Clemson the lead for good.

After Clemson drove 52 yards but missed a field goal on its next possession, the Tiger defense forced another three-and-out, highlighted by Ricky Sapp's sack. Spiller then dashed 44 yards into the endzone on the first play of the ensuing drive to up Clemson's lead to 17-7.

Another interception set up a Clemson score, this time by Michael Hamlin at the Tiger 13. Rushes of 13 yards by Davis and 12 yards by Spiller set up Ford's 53-yard run on a reverse. Five plays later, Harper connected with Davis for a three-yard touchdown pass on third-and-two.

The Wolfpack responded with a scoring drive thanks to a "hurry-up" offense. Daniel Evans' 21-yard pass to Blackman on third-and-11 kept the drive alive. Five plays later, Andre Brown rushed 17 yards up the middle into the endzone, cutting the Tiger lead to 24-14.

Clemson added a field goal with no time left on the clock in the second quarter when Buchholz kicked a 46-yard field goal. Before the successful kick, he missed a 51-yarder, but N.C. State was penalized for offsides.

On the initial possession of the second half, pass plays of 25 yards to Kelly and 35 yards to Rendrick Taylor moved the ball into the red zone. But the drive stalled and Buchholz kicked a 29-yard field goal.

Clemson mounted a 16-play, 80-yard drive on its next drive. Davis' 12-yard run on fourth-and-one extended the drive, as did Taylor's nine-yard catch on third-and-nine. Four plays later, Davis carried over from one yard.

Game Stats

Furman	0	3	0	7	10
Clemson	10	7	7	14	38

CU	Davis 2 run (Buchholz kick), 1st, 9:54, 8-66
CU	Buchholz 22 FG, 1st, 2:09, 9-49
CU	Grisham 49 pass from Harper (Buchholz kick), 2nd, 9:49, 1-49
FUR	Beckler 38 FG, 2nd, 0:37, 13-52
CU	Ford 33 pass from Harper (Buchholz kick), 3rd, 8:19, 8-69
CU	Kelly 23 pass from Harper (Buchholz kick), 4th 13:40, 9-76
CU	Harris 42 pass from Korn (Buchholz kick), 4th, 10:49, 3-43
FUR	Kendall 26 run (Beckler kick), 4th, 6:08, 10-80
Attendance - 80,419	

Team Statistics	FUR	CU
Rushing	36-142	33-60
Passing	28-43-242	18-22-317
Total Offense	79-384	55-377
Yards/Play	4.9	6.9
Turnovers	5	2

Rushing (Rush-Yards-TD)

FUR	Felton 20-74, Kendall 4-41-1, Gipson 8-19, LaFrance 3-8, Gray 1-0
CU	Davis 9-58-1, Chambers 4-16, Ford 2-13, Korn 2-8, Faerber 1-6, Spiller 9-(-1), Harper 6-(-40)

Passing (Cm-Att-Yards-I-TD)

FUR	Sorrells 18-28-172-2-0, Gray 10-15-70-1-0
CU	Harper 16-19-266-0-3, Korn 2-3-51-0-1

Receiving (Rec-Yards-TD)

FUR	Sprague 5-56, Truss 5-44, Hedden 4-45, Webb 4-21, McKie 3-21, Mims 3-18, Watson 2-13, K. Williams 1-19, Felton 1-5
CU	Kelly 6-79-1, Grisham 3-74-1, Ford 2-55-1, Spiller 2-29, Taylor 2-17, Harris 1-42-1, Palmer 1-12, Faerber 1-9

Game 4

	Clemson	42
	N.C. State	20

September 22, 2007
Carter-Finley Stadium • Raleigh, NC

Clemson totaled 608 yards of total offense and defeated N.C. State for the fourth year in a row thanks to its 42-20 victory at Carter-Finley Stadium on September 22. The #14 Tigers totaled their most yards ever against the Wolfpack in the annual Textile Bowl. The total offense figure was also the most in school history in an ACC road game.

Clemson took a 27-14 halftime lead thanks to 367 yards of total offense in the first half and never looked back. The Tigers added a touchdown and two field goals in the second half to cruise to the convincing road win.

The Tigers totaled 89 offensive plays to N.C. State's 57, as they had 340 rushing yards and 268 passing yards. Clemson also averaged 6.8 yards per play and accumulated 32 first downs without a turnover. The Tigers converted 9-18 third downs and held the ball for 36:49 as well.

The stingy Tiger defense limited the Wolfpack to 202 yards of total offense, including 55 yards on the ground on 23 carries. The secondary picked off three passes as well.

The duo of James Davis and C.J. Spiller combined for 280 rushing yards, seven catches for 47 yards, and four total touchdowns. Davis rushed for 166 yards and added four catches, including his first career touchdown catch.

Spiller rushed for 114 yards and added three catches for 34 yards. Both Davis and Spiller rushed for a score and caught a touchdown pass. Jacoby Ford added 60 rushing yards on just two carries. Offensive tackle Christian Capote was also named ACC Offensive Lineman-of-the-Week.

Cullen Harper continued his stellar play with 268 yards on 25-39 passing. He had two touchdown passes without an interception. His favorite target was Aaron Kelly, who had eight receptions for 95 yards.

Game Stats

Clemson	17	10	10	5	42
N.C. State	7	7	0	6	20

CU	Spiller 11 pass from Harper (Buchholz kick), 1st, 11:32, 8-58
NCS	Blackman 99 kickoff return (Hauschka kick), 1st, 11:18
CU	Buchholz 28 FG, 1st, 7:52, 9-66
CU	Spiller 44 run (Buchholz kick), 1st, 1:26, 1-44
CU	Davis 3 pass from Harper (Buchholz kick), 2nd, 9:13, 8-87
NCS	A. Brown 17 run (Hauschka kick), 2nd, 5:27, 10-81
CU	Buchholz 46 FG, 2nd, 0:00, 10-44
CU	Buchholz 29 FG, 3rd, 11:26, 8-69
CU	Davis 1 run (Buchholz kick), 3rd, 4:06, 16-80
NCS	Blackman 9 pass from D. Evans (D. Evans pass failed), 4th, 8:29, 12-66
CU	Hamlin PAT return, 4th, 8:29
CU	Buchholz 25 FG, 4th, 1:18, 14-72
Attendance - 56,903	

Team Statistics	CU	NCS
Rushing	50-340	23-55
Passing	25-39-268	19-34-147

Rushing (Rush-Yards-TD)

CU	Davis 24-166-1, Spiller 21-114-1, Ford 2-60, Harper 2-3, TEAM 1-(-3)
NCS	A. Brown 19-66-1, Eugene 2-8, Beck 1-(-6), D. Evans 1-(-13)

Passing (Cm-Att-Yards-I-TD)



CU	Harper 25-39-268-0-2
NCS	D. Evans 16-25-123-1-1, Burke 2-3-15-1-0, Beck 1-6-9-1-0

Receiving (Rec-Yards-TD)

CU	Kelly 8-95, Ford 4-48, Davis 4-13-1, Taylor 3-53, Spiller 3-34-1, Linthicum 2-19, Palmer 1-6
NCS	Stone 5-37, Blackman 4-39-1, Davis 3-20, Kushner 2-20, Dunlap 2-16, Bowens 1-19, A. Brown 1-4, Eugene 1-(-8)

Game Reviews

Game 5

	Clemson	3
	Georgia Tech	13

September 29, 2007
Bobby Dodd Stadium • Atlanta, GA

The Georgia Tech defense limited #13 Clemson to three points and 228 yards of total offense in the Yellow Jackets' 13-3 victory at Bobby Dodd Stadium on September 29. Clemson suffered its first loss of 2007 after winning its first four games.

The Tigers scored on their first possession, but they were unable to score the remainder of the contest thanks to an unrelenting Georgia Tech defense. Clemson's defense was equal to the task, but two turnovers, a blocked punt, and some untimely penalties led to the Tigers' demise.

The longest scoring drive of the game was 11 yards, as all four scores came on drives that started in the opposition's territory. Two of Georgia Tech's three scores came after Tiger miscues in the punting game.

James Davis rushed for a team-high 60 yards, while Cullen Harper was 17-39 for 194 yards. Harper threw his first career interception, ending his streak of 165 passes without one. Aaron Kelly had a game-high six catches for 53 yards, and Jacoby Ford added 141 all-purpose yards.

Tashard Choice totaled a game-high 145 rushing yards and a touchdown on 32 carries. Taylor Bennett was just 7-15 passing for 67 yards, while James Johnson had two receptions for 40 yards.

While the offenses were held at bay, the punters excelled. Clemson's Jimmy Maners had a 49-yard average on five punts, including three punts of at least 50 yards and a long of 60. Durant Brooks had over a 49-yard average on seven punts for the Yellow Jackets.

Disaster struck Georgia Tech on its first play of the game. Bennett tripped and lost the ball when he tried to hand the ball off. Phillip Merling recovered at the Yellow Jacket 32.

However, Clemson netted one yard in the next three plays and Mark Buchholz kicked a 48-yard field goal.

On the Tigers' next possession, they drove 47 yards to the Yellow Jacket 30. Harper's 25-yard pass to Tyler Grisham and a 17-yard pass to Michael Palmer helped set up the scoring opportunity. But Buchholz missed on a 47-yard field goal attempt.

Georgia Tech capitalized on special teams on Clemson's next possession. D.J. Donley blocked Maners' punt and the Yellow Jackets had first-and-goal at the Tiger eight. After a pass-interference penalty in the endzone on third-and-goal from the six, Choice carried two yards into the endzone for a touchdown to give Georgia Tech a 7-3 lead.

With 5:09 left before halftime, the Tigers began a drive that lasted the rest of the half. Harper's 22-yard pass to Kelly on third down moved the ball near midfield. Later in the drive, Clemson dropped two potential touchdown catches. But the Tigers still had first-and-goal at the six. Then C.J. Spiller caught a six-yard touchdown pass, but Clemson was flagged for a personal foul. Buchholz followed with a miss wide-right on a 30-yard field-goal attempt.

In the third quarter, Georgia Tech marched down the field and had first down at the Tiger 11 thanks to a 27-yard pass from Bennett to Johnson. But Michael Hamlin intercepted Bennett's pass near the sideline.

Clemson was forced to punt on the ensuing drive and Georgia Tech took over at the Tiger 41. Five plays netted only 11 yards, then Travis Bell booted a 48-yard field goal to up the Yellow Jacket's lead to 10-3.

On the Tigers' ensuing drive, they drove 40 yards, but Buchholz missed again from 48 yards. After a three-and-out, Brooks boomed a 47-yard punt. On the return, Ford fumbled and the Yellow Jackets took over at the Clemson 33.

Choice carried three times for nine yards, and Georgia Tech elected to kick a field goal on fourth-and-one from the 24. Bell's 41-yard field goal was good.

Clemson was unable to muster a first down on its last two possessions, and Georgia Tech held the ball for the final 7:23 on its 12-play, 60-yard drive, highlighted by Choice's 32-yard run on third-and-13, to close out the game.

While Clemson's offense was in the midst of seven consecutive three-and-outs to start the game, the Hokies' special teams went to work. Royal returned the Tigers' next punt 82 yards for a score.

The Tigers finally put points on the scoreboard in the second quarter. Clemson drove 41 yards, highlighted by catches of 14 and 16 yards by Kelly. Mark Buchholz kicked a 33-yard field goal to cap the drive.

But what was a two-touchdown lead quickly became a three-touchdown lead when Victor Harris returned the ensuing kickoff 100 yards for a score.

Five plays after a Tiger fumble, Virginia Tech was in the endzone after Taylor connected with Justin Harper for a 21-yard score. Clemson added a 30-yard field goal by Buchholz just before halftime.

After the first five drives of the third quarter did not net any points, Clemson drove 87 yards on 14 plays to score its first touchdown of the game. Harper's 32-yard pass to Kelly moved the ball into Hokie territory. On fourth-and-goal from the three, Harper hooked up with Grisham in the back of the endzone to narrow Virginia Tech's lead to 31-15 early in the fourth quarter.

The Tigers drove right down the field on their next drive. Pass plays of 11 and 23 yards to Kelly set up first down in the red zone. Then on fourth-and-three from the 12, Harper connected with a diving Spiller in the back of the endzone for an apparent touchdown. But a few steps before making the grab, the Tiger speedster stepped out of bounds by inches. Therefore, Clemson was cited for "illegal touching" and the Hokies took over possession.

Dunlevy increased the Hokies' lead to 19 points with a 47-yard field goal after Taylor's 52-yard scamper. But Clemson responded with a 64-yard drive to reach the endzone. Harper's 25-yard pass to Kelly helped set up another acrobatic catch by Kelly in the back of the endzone. The 18-yard catch on a deflected ball and two-point pass play to Grisham cut the score to 34-23 with 4:29 left in the game.

But the Tigers got no closer. John Early's on-side kick was recovered by the Hokies in Clemson territory, and they drove 42 yards, capped by Ore's two-yard touchdown run.

Game Stats

Clemson	3	0	0	0	3
Georgia Tech	7	0	3	3	13

CU Buchholz 48 FG, 1st, 13:52, 4-1
GAT Choice 2 run (Bell kick), 1st, 5:05, 3-8
GAT Bell 48 FG, 3rd, 5:42, 5-11
GAT Bell 41 FG, 4th, 11:38, 4-9
Attendance - 54,635

Team Statistics	CU	GAT
Rushing	32-34	46-189
Passing	17-39-194	7-16-67
Total Offense	71-228	62-256
Yards/Play	3.2	4.1
Turnovers	2	2
Time of Possession	27:28	32:32

Rushing (Rush-Yards-TD)

CU Davis 12-60, Ford 2-9, Spiller 9-2, Harper 9-(-37)
GAT Choice 32-145-1, Grant 6-29, Bennett 2-15, Dwyer 4-5, TEAM 1-(-1), Nesbitt 1-(-4)


Passing (Cm-Att-Yards-I-TD)

CU Harper 17-39-194-1-0
GAT Bennett 7-15-67-1-0, Nesbitt 0-1-0-0-0

Receiving (Rec-Yards)

CU Kelly 6-53, Ford 3-58, Grisham 3-38, Palmer 2-33, Harris 1-8, Spiller 1-3, Linthicum 1-1
GAT J. Johnson 2-40, Peek 2-15, Cox 2-8, G. Smith 1-4

Game 6

	Virginia Tech	41
	Clemson	23

October 6, 2007
Memorial Stadium • Clemson, SC

Virginia Tech had three returns for touchdowns in the first half and outlasted #22 Clemson 41-23 at Memorial Stadium on October 6. The #14 Hokies won their fourth in a row over the Tigers, including their second in as many years.

Virginia Tech had scores off an interception return, punt return, and kickoff return to build a 31-8 halftime lead. In fact, the Hokies amassed only 98 yards in the opening half, but the play of their special teams helped build the 23-point advantage. The Tigers had 221 yards of total offense in the second half, but the margin was too great to overcome against the stellar Hokie defense.

Clemson outgained Virginia Tech 380-219 and had 90 plays of offense to the Hokies' 55. The Tigers set school records for completions (38) and pass attempts (67), and the 372 passing yards were second-most in school history.

The score was not indicative of Clemson's defensive effort. Virginia Tech had just 65 passing yards and 154 rushing yards, including 118 yards on the ground by freshman quarterback Tyrod Taylor. But the Hokies had 310 combined return yards after kickoffs, punts, and interceptions.

Cullen Harper slung the ball like no Tiger before him, as he was 38-66 for 372 yards and two touchdowns. Aaron Kelly and Tyler Grisham both had 11 catches and a touchdown, while Kelly totaled 174 yards and Grisham had 100.

On the third play of the game, Harper's pass to Grisham was tipped into the waiting arms of D.J. Parker, who returned the interception 32 yards for a score.

On the Hokies' second offensive drive of the game, they drove 28 yards after Eddie Royal returned a punt 33 yards into Tiger territory. After the drive stalled, Jud Dunlevy kicked a 32-yard field to put Virginia Tech ahead 10-0.

Game Stats

Virginia Tech	17	14	0	10	41
Clemson	0	8	0	15	23

VAT D. Parker 32 interception return (Dunlevy kick), 1st, 13:50
VAT Dunlevy 32 FG, 1st, 6:11, 6-28
VAT Royal 82 punt return (Dunlevy kick), 1st, 4:48
CU Buchholz 33 FG, 2nd, 7:16, 10-41
VAT Harris 100 kickoff return (Dunlevy kick), 2nd, 6:59
CU TEAM safety, 2nd, 3:36
VAT Harper 21 pass from T. Taylor (Dunlevy kick), 2nd, 2:17, 5-49
CU Buchholz 30 FG, 2nd, 0:07, 10-57
CU Grisham 3 pass from Harper (Buchholz kick), 4th, 14:12, 14-87
VAT Dunlevy 47 FG, 4th, 7:10, 7-58
CU Kelly 18 pass from Harper (Harper to Grisham), 4th, 4:29, 9-64
VAT Ore 2 run (Dunlevy kick), 4th, 0:50, 8-42
Attendance - 82,047

Team Statistics	VAT	CU
Rushing	41-154	23-8
Passing	7-14-65	38-67-372
Total Offense	55-219	90-380
Yards/Play	4.0	4.2

Rushing (Rush-Yards-TD)

VAT T. Taylor 15-118, Ore 23-35-1, K. Lewis 3-1
CU Davis 6-9, Spiller 6-3, Harper 11-(-4)

Passing (Cm-Att-Yards-I-TD)

VAT T. Taylor 7-14-65-0-1
CU Harper 38-66-372-2-2, TEAM 0-1-0-0-0

Receiving (Rec-Yards-TD)

VAT Harper 3-33-1, Hyman 2-31, J. Morgan 1-4, Ore 1-(-3)
CU Kelly 11-174-1, Grisham 11-100-1, Spiller 6-29, Ashe 5-44, Harris 2-18, Davis 2-5, Linthicum 1-2

Game Reviews



Game 7

	Central Michigan	14
	Clemson	70

October 20, 2007
Memorial Stadium • Clemson, SC

Clemson scored its most points in 26 years when it blasted Central Michigan 70-14 on Homecoming at Memorial Stadium on October 20. It was Clemson's most points since the Tigers put 82 points on the scoreboard against Wake Forest in 1981. The 70 points also came in just 34:04, as Clemson scored its first points at the end of the first quarter and its last at the beginning of the fourth quarter.

The Tigers amassed 10 touchdowns and 656 yards on offense, including 341 rushing yards and 315 passing yards. It was the first time in history that Clemson totaled at least 300 yards of each. The Tigers also had 405 yards in the first half and led 35-7 at halftime thanks to 28 second-quarter points. Clemson had 28 points in the third quarter as well.

Cullen Harper continued his record-setting year by completing 20 of 22 passes for 273 yards and five touchdowns. He tied his own school record for passing scores that he set earlier in the year, and he established a Tiger single-game record with 15 consecutive completions.

Aaron Kelly was the Tigers' leading receiver with seven catches for 121 yards and two touchdowns. Jacoby Ford added two catches for 44 yards, both resulting in scores.

Three Tigers had at least 88 rushing yards, including Sadat Chambers. The third-stringer rushed for 112 yards on only 10 carries with a 63-yard touchdown run, his first points as a Tiger. C.J. Spiller added 96 yards on 15 carries and a score, while James Davis had 88 yards on 22 carries and two rushing touchdowns. Davis had a receiving score as well, giving him three touchdowns in the game.

Central Michigan took the opening drive and traversed 68 yards in 13 plays to take a 7-0 lead. Dan LeFevour's 14-yard pass to J.J. Watt gave the Chippewas first-and-goal

at the five, then two plays later, LeFevour connected with Duane Brooks for a nine-yard touchdown pass.

The Tigers then mounted an 83-yard drive. Kelly's 11-yard catch on third-and-five kept the drive alive. Six plays later, Davis carried one yard for a touchdown. It was the first of nine touchdowns in the Tigers' next 10 possessions.

In the second quarter, Harper found Kelly over the middle for a 63-yard score, giving the Tigers the lead for good.

After a three-and-out by the Chippewas, Clemson drove 76 yards in six plays. Ford's 12-yard rush on a reverse and Spiller's 18-yard run set up Harper's 36-yard touchdown pass to Ford down the sideline.

On Clemson's next possession, it drove 80 yards for another touchdown. Tyler Grisham's 36-yard catch and run was followed by Davis' 11-yard touchdown reception with 1:18 left before halftime.

The Tigers utilized their timeouts to get the ball back one more time in the first half, and they drove 63 yards in five plays. Kelly hauled in an 18-yard catch, then two plays later, Harper found Kelly in the back of the endzone for a five-yard touchdown catch with three seconds left on the clock.

Clemson was forced to punt on the opening drive of the second half, but Jimmy Maners' punt was touched by a Chippewa, and Crezdon Butler recovered the loose ball at the one. Spiller carried the ball into the endzone on the next play to up Clemson's lead to 42-7.

Ford later returned a kickoff 82 yards. Four plays later, Davis scored on a one-yard plunge. Clemson added two more touchdowns. The first came when Chambers ran past the Chippewas for a 63-yard touchdown run.

After freshman DeAndre McDaniel intercepted a pass, his first as a Tiger, early in the fourth quarter, Clemson drove 51 yards to score its 10th touchdown of the game. Tribble Reese's 22-yard pass to Xavier Dye moved the ball into Central Michigan territory. Five plays later, Reese connected with La'Donte Harris, who broke a tackle and raced towards the endzone. However as he dived, he fumbled into the endzone. But Dye recovered the fumble for six points. Richard Jackson's PAT gave the Tigers just their seventh all-time game of at least 70 points and second since 1945.

middle to give Clemson the lead for good.

Clemson forced a three-and-out on Maryland's next possession, and the Tigers drove 64 yards in 13 plays to reach the endzone again. Twelve of the plays were rushes by Davis or Spiller. After replay officials reversed Harper's apparent touchdown pass to Spiller, Davis took a direct snap from the one on third down and reached the corner of the endzone with 1:39 left in the second quarter.

Four plays later, Crezdon Butler intercepted Chris Turner's pass near midfield and returned the ball 17 yards to the Terrapin 34.

With no timeouts left, Harper was sacked by Christian Varner at the 32 with eight seconds remaining on the clock. But Varner was flagged for an unsportsmanlike penalty, stopping the clock. After the penalty was marked off and the clock ran, the Tigers snapped the ball with a few seconds left and Buchholz kicked a 34-yard field goal to up Clemson's lead to 20-3.

In the third quarter, Clemson mounted a 63-yard drive and had first-and-goal at the seven. But Clemson could not reach the endzone, and Buchholz kicked a 20-yard field goal.

After a Terrapin three-and-out, the Tigers took over at their own 44. Eleven plays and 56 yards later, Harper connected with Michael Palmer for a two-yard score on third-and-goal to increase the Tigers' lead to 30-3. It was the sophomore's first career touchdown reception.

On the game's next snap, Turner found Adrian Cannon open down the middle of the field for a 44-yard gain. Two plays later, Lance Ball rushed 22 yards to the two. Ball then carried into the endzone on the next play.

After fielding a punt on their own eight, the Terrapins drove 92 yards in 16 plays on their next possession. Turner was 8-9 for 83 yards on the drive that culminated in Keon Lattimore's one-yard touchdown run with 1:30 remaining in the game.

La'Donte Harris recovered the ensuing on-side kick and Clemson ran out the clock.

Tramaine Billie led the Tiger defense with 12 tackles and the team's lone sack.

Game Stats

Central Michigan	7	0	7	0	14
Clemson	7	28	28	7	70

CMU Brooks 9 pass from LeFevour (Aguila kick), 1st, 11:24, 13-68
CU Davis 1 run (Buchholz kick), 1st, 0:57, 15-83
CU Kelly 63 pass from Harper (Buchholz kick), 2nd, 9:12, 3-69
CU Ford 36 pass from Harper (Buchholz kick), 2nd, 5:43, 6-76
CU Davis 11 pass from Harper (Buchholz kick), 2nd, 1:18, 7-80
CU Kelly 5 pass from Harper (Buchholz kick), 2nd, 0:03, 5-63
CU Spiller 1 run (Buchholz kick), 3rd, 10:11, 1-1
CMU Brooks 4 pass from LeFevour (Aguila kick), 3rd, 7:13, 9-66
CU Davis 1 run (Buchholz kick), 3rd, 5:29, 4-15
CU Ford 8 pass from Harper (Buchholz kick), 3rd, 3:27, 5-32
CU Chambers 63 run (Buchholz kick), 3rd, 0:34, 4-76
CU Dye 0 pass from Reese (Ri. Jackson kick), 4th, 11:53, 8-51
Attendance - 81,361

Team Statistics	CMU	CU
Rushing	24-76	61-341
Passing	21-37-216	23-27-315

Rushing (Rush-Yards-TD)

CMU Volny 10-36, LeFevour 5-31, Doane 4-12, Hoskins 4-1, A. Brown 1-(-4)
CU Chambers 10-112-1, Spiller 15-96-1, Davis 22-88-2, Ford 2-21, Reese 3-12, Harper 5-7, Macko 4-5

Passing (Cm-Att-Yards-I-TD)

CMU LeFevour 20-34-204-1-2, Brunner 1-3-12-1-0
CU Harper 20-22-273-1-5, Reese 3-5-42-0-1

Receiving (Rec-Yards-TD)

CMU A. Brown 6-40, Brooks 5-49-2, Gardner 3-38, Hoskins 3-37, Anderson 2-26, Watt 1-14, Pitts 1-12
CU Kelly 7-121-2, Grisham 4-59, Spiller 3-19, Ford 2-44-2, Harris 2-20, Davis 2-19-1, Palmer 2-11, Dye 1-22-1

Game 8

	Clemson	30
	Maryland	17

October 27, 2007
Byrd Stadium • College Park, MD

Clemson scored 30 consecutive points after trailing 3-0 and coasted to a 30-17 victory over Maryland at Byrd Stadium on October 27. The Tigers took control of the game with 20 points in the second quarter. It was the Tigers' third win in the last four meetings with the Terrapins.

Clemson totaled 428 yards of total offense, including 249 on the ground and 179 through the air. The Tiger offense also had 27 first downs and was 8-15 on third down.

Two Tiger running backs surpassed the 100-yard mark on the ground. James Davis carried 29 times for 129 yards and a touchdown. His longest carry was 13 yards, but he had six rushes of 10 yards or more. The junior backed up his "guarantee" of a victory earlier in the week with his workmanlike effort. C.J. Spiller added 106 rushing yards on 17 carries and five catches for 37 yards.

Cullen Harper was efficient, going 20-26 for 179 yards and two touchdowns. Aaron Kelly was his favorite target, as he caught five balls for 54 yards and a touchdown.

After Clemson missed a field goal, the Terrapins came right back with a 59-yard drive of their own, highlighted by three third-down conversions. But Chris Chancellor and Marcus Gilchrist both saved touchdowns when they broke up passes near or in the endzone. However, Obi Egekeze's 35-yard field goal put the Terrapins ahead 3-0.

Both teams traded fumbles by the signal-callers on the next two drives. Clemson then drove 54 yards to even the score. Mark Buchholz booted a 35-yard field goal to cap the 11-play drive.

After Clemson stuffed the Terrapins on fourth-and-one near midfield, Davis had rushes of 11 and eight yards to help set up Harper's 27-yard touchdown pass to Kelly over the

Game Stats

Clemson	0	20	3	7	30
Maryland	3	0	0	14	17

UMD Egekeze 35 FG, 1st, 3:33, 15-59
CU Buchholz 35 FG, 2nd, 13:19, 11-54
CU Kelly 27 pass from Harper (Buchholz kick), 2nd, 9:17, 5-51
CU Davis 1 run (Buchholz kick), 2nd, 1:39, 13-64
CU Buchholz 34 FG, 2nd, 0:00, 5-17
CU Buchholz 20 FG, 3rd, 2:12, 13-63
CU Palmer 2 pass from Harper (Buchholz kick), 4th, 12:02, 11-56
UMD L. Ball 2 run (Egekeze kick), 4th, 10:40, 4-73
UMD Lattimore 1 run (Egekeze kick), 4th, 1:30, 16-92
Attendance - 50,948

Team Statistics	CU	UMD
Rushing	56-249	32-97
Passing	20-26-179	19-31-217
Total Offense	82-428	63-314
Yards/Play	5.2	5.0
Turnovers	1	2
Time of Possession	36:29	23:31

Rushing (Rush-Yards-TD)

CU Davis 29-129-1, Spiller 17-106, Harper 5-12, Ford 2-8, TEAM 3-(-6)
UMD L. Ball 10-53-1, Lattimore 16-51-1, Henderson 1-12, Turner 5-(-19)

Passing (Cm-Att-Yards-I-TD)



CU Harper 20-26-179-0-2
UMD Turner 19-31-217-1-0

Receiving (Rec-Yards-TD)

CU Kelly 5-54-1, Spiller 5-37, Grisham 4-32, Ford 3-37, Palmer 2-13-1, Faerber 1-6
UMD I. Williams 5-47, Haynos 5-46, L. Williams 3-36, Lattimore 3-15, Cannon 2-60, L. Ball 1-13

Game Reviews

Game 9

 Clemson	47
 Duke	10

November 3, 2007
Wallace Wade Stadium • Durham, NC

Clemson, ranked #24 in the country, scored 16 points in a 39-second span to break open a close game and defeat Duke 47-10 at Wallace Wade Stadium on November 3. The 37-point victory margin was the Tigers' largest in an ACC road game since 1984 and Clemson's largest at Duke in history.

Clemson totaled 350 yards of total offense, including 152 on the ground and 198 through the air. The Tigers did not commit a turnover and were aided by an average starting field position at their own 42, compared to the Blue Devils' average starting field position at their 22.

The Tiger defense held Duke to 198 total yards, including only 28 on the ground on 30 carries.

James Davis had a game-high 118 yards on only eight carries thanks to a 70-yard touchdown run. C.J. Spiller added 56 yards on eight carries and had an 84-yard kickoff return for a touchdown.

Cullen Harper was 17-26 for 184 yards and two touchdowns against no interceptions. Both his scoring passes were to Aaron Kelly, who had six receptions for 57 yards. Rendrick Taylor also had four catches for 54 yards after missing the previous four games due to injury.

After the two teams traded punts to start the game, the Blue Devils drove 63 yards in six plays to take a 7-0 lead. Thaddeus Lewis' 40-yard pass to Eron Riley gave Duke a first-and-goal at the five. Two plays later, Lewis found Riley open in the endzone for a seven-yard touchdown pass.

On the Tigers' first drive of the second quarter, Spiller's 20 combined rushing yards on the first four plays and Davis' 21-yard run set up Kelly's 19-yard touchdown catch to give Clemson the lead for good.

Late in the first half, Harper connected with Tyler Grisham over the middle for 42 yards to the three. On the next play, Harper dove into the endzone for a score with 1:10 left in the half.

On the Blue Devils' next possession, Cortney Vincent sacked Lewis in the endzone for a safety. Then on the ensuing kickoff from the 20, Spiller raced down the sideline for an 84-yard kickoff return for a touchdown with 31 seconds left before halftime.

Michael Hamlin intercepted a Lewis pass at the Tiger 30 on Duke's first possession of the third quarter. On the next play, Davis bounced outside and outran the Blue Devil secondary for a 70-yard touchdown jaunt.

Later in the third quarter, the Tigers regained possession at the 50. Eight plays later, Harper connected with Kelly for a five-yard touchdown pass. Clemson converted two third downs on the drive, including Harper's 12-yard flip pass to Davis on third-and-five and an 11-yard pass to Kelly on third-and-nine. Davis' 16-yard run to the Duke five also contributed to the score.

Duke finally ended Clemson's 40-point streak on its next drive. Lewis' 14-yard pass to Sheldon Bell on third-and-eight kept the drive alive, as did two more third-down conversions on Lewis passes. After the drive stalled, Nick Maggio kicked a 30-yard field goal with 9:36 left in the fourth quarter.

On the ensuing kickoff, Marcus Gilchrist returned the ball 66 yards to the Blue Devil 14. Reserve signal-caller Tribble Reese then led the Tigers on their fifth touchdown drive of the game. His 12-yard pass to Xavier Dye on third-and-11 gave the Tigers first-and-goal at the three. Three plays later, Reese scrambled right and found Brian Linthicum open in the endzone for a two-yard touchdown pass.

Clemson continued its stifling defense for the remainder of the game. Freshman cornerback Byron Maxwell picked up his first career sack when he dropped Zack Asack for a 13-yard loss.

After the Tigers lost the ball on downs, Kavell Conner stripped Ronnie Drummer and Jeremy Campbell fell on the loose ball. Sadat Chambers carried on the next three plays to run out the clock.

The Demon Deacons narrowed the score to 10-7 on their next drive. Riley Skinner's 20-yard pass to Kenny Moore on third-and-13 moved the ball into Tiger territory. Nine plays later, Josh Adams capped the 14-play, 71-yard drive with a two-yard touchdown run up the middle.

On Clemson's next drive, Harper's 30-yard pass to Grisham moved the ball to midfield. Seven plays later on third-and-10, Harper hit Kelly for 13 yards. Harper later found Grisham in the endzone for a five-yard touchdown pass to give the Tigers a 17-7 lead early in the second quarter.

Another three-and-out by Wake Forest and Spiller's 28-yard punt return set Clemson up at the Demon Deacon 31. Kelly caught passes on each of the last three plays of the drive, including a 10-yard touchdown reception.

Clemson got the ball back at its own 20 with 1:18 left before halftime. Three more receptions by Kelly helped move the ball to the Demon Deacon 36 with one second left. Buchholz then drilled a 52-yard field goal after time had expired, upping the Tigers' lead to 27-7.

Moore's 55-yard punt return breathed new life into Wake Forest in the third quarter. But three plays netted only two yards, and Sam Swank made a 52-yard field goal.

Spiller took the ensuing kickoff at the Tiger 10 and outran the Demon Deacons for a 90-yard kickoff return for a score, giving Clemson a 34-10 lead.

Kevin Marion's 38-yard kickoff return gave the Demon Deacons the ball near midfield. Then on second-and-eight from the Clemson 27, Wake Forest was flagged for a holding penalty. Skinner was then sacked and intercepted (by Chris Chancellor) on the next two plays. Spiller rushed 31 yards on the next play. After the drive stalled, Buchholz booted a 46-yard field goal late in the third quarter.

Wake Forest mounted a 66-yard drive into the red zone. But three incompletions by Skinner, including one on fourth down, turned the ball over.

Clemson responded with a 13-play, 84-yard drive that took 7:29 off the clock. Grisham's 24-yard run advanced the ball into Wake Forest territory. Spiller later carried 12 yards and Harper connected with a leaping Kelly for a nine-yard touchdown pass for the game's final score.

Game Stats

Clemson	3	23	14	7	47
Duke	7	0	0	3	10

DUK Riley 7 pass from Lewis (Maggio kick), 1st, 8:07, 6-63
CU Buchholz 39 FG, 1st, 4:18, 9-54
CU Kelly 19 pass from Harper (Buchholz kick), 2nd, 8:34, 8-78
CU Harper 3 run (Buchholz kick), 2nd, 1:10, 3-59
CU TEAM safety, 2nd, 0:45
CU Spiller 84 kickoff return (Buchholz kick), 2nd, 0:31
CU Davis 70 run (Buchholz kick), 3rd, 10:37, 1-70
CU Kelly 5 pass from Harper (Buchholz kick), 3rd, 0:47, 8-50
DUK Maggio 30 FG, 4th, 9:36, 14-60
CU Linthicum 2 pass from Reese (Ri. Jackson kick), 4th, 6:49, 6-14
Attendance - 20,457

Team Statistics	CU	DUK
Rushing	32-152	30-28
Passing	19-29-198	17-29-170
Total Offense	61-350	59-198

Rushing (Rush-Yards-TD)

CU Davis 8-118-1, Spiller 8-56, Chambers 9-5, Grisham 2-1, Taylor 1-(-1), Harper 4-(-27)-1
DUK Boyette 11-32, Boyle 6-16, Drummer 3-3, Harris 3-3, TEAM 1-(-2), Lewis 5-(-11), Asack 1-(-13)



Passing (Cm-Att-Yards-I-TD)

CU Harper 17-26-184-0-2, Reese 2-3-14-0-1
DUK Lewis 15-26-160-1-1, Asack 2-3-10-0-0

Receiving (Rec-Yards-TD)

CU Kelly 6-57-2, Taylor 4-54, Grisham 4-51, Davis 1-12, Dye 1-12, Palmer 1-6, Faerber 1-4, Linthicum 1-2-1
DUK Harris 5-40, Riley 2-47-1, Stefanow 2-31, King 2-14, J. Wright 2-10, Boyette 2-9, Bell 1-14, Drummer 1-5

Game 10

 Wake Forest	10
 Clemson	44

November 10, 2007
Memorial Stadium • Clemson, SC

Clemson scored points on eight of its 10 possessions, as the #20 Tigers cruised to a 44-10 win over Wake Forest at Memorial Stadium on November 10. It was Clemson's fourth win in a row and allowed the Tigers to play for the ACC Atlantic Division title against Boston College a week later.

Clemson totaled five touchdowns and three field goals. Its offense accumulated 411 yards, including 266 passing and 145 rushing, along with 26 first downs. Meanwhile, the Tiger defense limited the reigning ACC Champions to 286 total yards, including only 82 on the ground.

Cullen Harper was 27-35 for 266 yards and three touchdowns against no interceptions. He also added a touchdown run. Aaron Kelly had a game-high 10 catches for 93 yards and two touchdowns, while Tyler Grisham caught nine balls for 100 yards and a score. Kelly broke the school record for touchdown catches with his 10th and 11th of the season.

C.J. Spiller had a 90-yard kickoff return for a touchdown (the first allowed by Wake Forest since 2002) and added 34 yards on two punt returns.

Mark Buchholz, who earned ACC Specialist-of-the-Week honors, was 3-3 on field goals, including kicks of 48, 52, and 46 yards. He became the first Tiger in history to kick three field goals of at least 45 yards in a game. He was also the first Tiger since 1997 to kick a 50-yard field goal.

Clemson took the opening kickoff and drove 69 yards to take a 7-0 lead. Harper's 15-yard pass to Michael Palmer on third-and-eight along with a pass-interference penalty on third-and-12 set up Harper's seven-yard touchdown run.

After a three-and-out, Harper again connected with Palmer, this time for 24 yards. However, the drive stalled and Buchholz kicked a 48-yard field goal.

Game Stats

Wake Forest	7	0	3	0	10
Clemson	10	17	10	7	44

CU Harper 7 run (Buchholz kick), 1st, 10:27, 12-69
CU Buchholz 48 FG, 1st, 7:50, 6-24
WFU Adams 2 run (Swank kick), 1st, 1:22, 14-71
CU Grisham 5 pass from Harper (Buchholz kick), 2nd, 12:27, 12-79
CU Kelly 10 pass from Harper (Buchholz kick), 2nd, 8:48, 4-31
CU Buchholz 52 FG, 2nd, 0:00, 9-44
WFU Swank 52 FG, 3rd, 7:43, 4-2
CU Spiller 90 kickoff return (Buchholz kick), 3rd, 7:30
CU Buchholz 46 FG, 3rd, 0:41, 5-40
CU Kelly 9 pass from Harper (Buchholz kick), 4th, 4:16, 13-84
Attendance - 82,422

Team Statistics	WFU	CU
Rushing	37-82	34-145
Passing	24-35-204	27-36-266
Total Offense	72-286	70-411
Yards/Play	4.0	5.9

Rushing (Rush-Yards-TD)

WFU Andrews 10-42, Adams 15-41-1, Marion 1-10, Skinner 11-(-11)
CU Davis 21-62, Spiller 8-54, Grisham 2-22, Harper 3-7-1

Passing (Cm-Att-Yards-I-TD)

WFU Skinner 21-30-170-1-0, Hodges 3-5-34-0-0
CU Harper 27-35-266-0-3, TEAM 0-1-0-0-0

Receiving (Rec-Yards-TD)

WFU Adams 7-5, Moore 5-62, Selmon 3-48, Bryant 2-24, Boldin 2-22, J. Williams 2-11, Tereshinski 1-12, Wooster 1-11, Andrews 1-9
CU Kelly 10-93-2, Grisham 9-100-1, Taylor 3-19, Palmer 2-39, Davis 2-(-1), Spiller 1-16

Game Reviews



Game 11

	Boston College	20
	Clemson	17

November 17, 2007
Memorial Stadium • Clemson, SC

Behind senior quarterback Matt Ryan, #18 Boston College scored 17 fourth-quarter points to rally for a 20-17 win over #15 Clemson at Memorial Stadium on November 17. The Eagles won the ACC Atlantic Division title with the win and earned a spot in the ACC Championship game.

Boston College totaled 26 first downs and 375 yards of total offense, including 315 passing yards by Ryan on 31 completions in 47 attempts. The Eagles were held to just 60 rushing yards on 34 carries (1.8 yards per rush).

Andre Callender was a thorn in Clemson's side, as he rushed for 75 yards and caught 11 balls for 92 yards. Rich Gunnell added five catches for 82 yards.

Clemson had 273 total yards, including 47 rushing and 226 passing, and 21 first downs. It was also 7-16 on third-down conversions and successfully converted its only fourth-down opportunity.

Cullen Harper completed 26-40 passes, but he did not throw a touchdown pass and was intercepted once. Tyler Grisham caught 10 passes for 89 yards, while Aaron Kelly had eight receptions for 70 yards.

C.J. Spiller was Clemson's leading rushing with 52 yards on 11 carries. James Davis and Harper also had rushing touchdowns.

The Eagles chose to receive the opening kickoff and promptly went three-and-out thanks to one of five Tiger sacks on the night.

The Tigers took over at their own 32 and drove 68 yards in 13 plays to take a 7-0 lead. Harper's 22-yard screen pass to Rendrick Taylor moved the ball into Eagle territory. Davis capped the drive with a one-yard touchdown plunge. Clemson was 4-4 on third-down conversions on the drive.

The two teams traded punts in the second quarter before the Eagles finally put points on the scoreboard. Ryan's 16-yard pass to Gunnell moved the ball to the Tiger 22. After a seven-yard pass to Callender, Ryan was sacked and threw an incompleteness on the next two plays. Steve Aponavicius kicked a 40-yard field goal with 1:14 left before halftime, cutting Clemson's lead to 7-3.

The Tigers drove down the field on the opening drive of the second half. Harper's 21-yard pass to Kelly and 10-yard pass to Spiller moved the ball to the Eagle 12. Clemson then had first-and-goal at the two, but it could not reach the endzone and had to settle for a 22-yard field by Mark Buchholz.

After being held out of the endzone for three quarters, the Eagles finally reached paydirt early in the fourth quarter to cap an 80-yard drive. After the drive was kept alive by a penalty on third-and-10 in Eagle territory, Ryan's 20-yard pass to Callender and nine-yard pass to Ryan Purvis set up James McCluskey's two-yard touchdown run.

On the game's next snap, Harper was intercepted by Kevin Akins, giving Boston College possession in Tiger territory. But Clemson's defense stiffened, forcing a 30-yard field goal by Aponavicius that gave the Eagles a 13-10 lead.

Clemson came right back and regained the lead. Spiller rushed for 24 yards on the first three plays of the drive. On third-and-five from the Eagle 14, Harper hit Grisham for a first down. Two plays later, Harper scored on a four-yard run to put the Tigers ahead 17-13 with 5:28 left in the game.

But Clemson's lead was short-lived. Ryan's 12-yard pass to Clarence Megwa on third-and-eight prolonged the drive. Five plays later on third-and-seven, Ryan scrambled right and threw left to a wide-open Gunnell for a 43-yard touchdown pass and 20-17 lead with 1:46 left in the game.

Harper then completed three straight passes to move the ball to the Eagle 45. After three consecutive incompleteness, Harper connected with Kelly for 12 yards on fourth-and-10. Two plays later from the Eagle 30, Harper lofted a pass to Kelly near the goal-line, but the ball slipped through Kelly's arms. Harper was sacked on the next play, and as time expired, Buchholz was short on a 54-yard field-goal attempt.

After the two teams traded punts, Clemson went on a 10-play, 88-yard drive to up its lead to 17-7. Davis and Spiller each had rushes of 19 yards, while Davis went over the 3,000-yard career rushing mark on the drive. Harper capped the drive with a four-yard touchdown pass to Faerber.

Early in the third quarter, the Tigers squandered another scoring chance. Harris rushed up the middle untouched and blocked another Succop punt, as Paul Macko recovered the ball at the Gamecock 22. Then on second-and-goal from the two, Emanuel Cook intercepted Harper in the endzone and returned the ball to the Gamecock 34.

Four plays and 66 yards later, Mitchell hit McKinley over the middle for a 40-yard touchdown pass, narrowing Clemson's lead to 17-14.

The Tigers answered with a 13-play, 69-yard drive to up their lead to 20-14. Kelly's 20-yard reception moved the ball near midfield. A six-yard pass-interference penalty on third-and-14 extended the drive that ended in Buchholz's 28-yard field goal.

South Carolina later drove 72 yards in the fourth quarter to take a 21-20 lead. McKinley's 35-yard catch and run gave the Gamecocks first-and-goal. Two plays later, Mitchell found Dion Lecorn in the endzone for a four-yard score.

The Tigers were forced to punt on their next drive, as Maners' 55-yard boot and McKinley's seven-yard return set up South Carolina at its own 12. After Boyd rushed 16 yards on the first play of the ensuing drive, Boyd's number was called again on the next three plays. But the Tiger defense was up to the test, as it stopped the senior running back on third-and-four, forcing a punt with 2:09 left.

Clemson took over at its own 22 and moved near midfield when Kelly caught a 26-yard pass over the middle. It was Kelly's 81st reception of the year, setting a school record.

After a seven-yard sack and one-yard loss on the next two plays, the Tigers faced third-and-18. But Harper calmly completed a 14-yard pass to Kelly on third down and 12-yard pass to Kelly on fourth down. Then, Kelly's 18-yard catch moved Clemson into field-goal range. After Harper's spike and kneel-down in the middle of the field, Buchholz kicked the game-winning 35-yard field goal as time expired.

Game Stats

Boston College	0	3	0	17	20
Clemson	7	0	3	7	17

CU Davis 1 run (Buchholz kick), 1st, 8:20, 13-68
BOC Aponavicius 40 FG, 2nd, 1:14, 7-40
CU Buchholz 22 FG, 3rd, 10:09, 12-52
BOC McCluskey 2 run (Aponavicius kick), 4th, 13:37, 11-80
BOC Aponavicius 30 FG, 4th, 9:01, 11-31
CU Harper 4 run (Buchholz kick), 4th, 5:28, 10-56
BOC Gunnell 43 pass from Ryan (Aponavicius kick), 4th, 1:46, 8-71
Attendance - 83,472

Team Statistics	BOC	CU
Rushing	34-60	31-47
Passing	31-47-315	26-40-226
Total Offense	81-375	71-273
Yards/Play	4.6	3.8
Turnovers	1	1
Time of Possession	36:30	23:30

Rushing (Rush-Yards-TD)

BOC Callender 22-75, Whitworth 2-12, McCluskey 1-2-1, Ryan 9-(-29)
CU Spiller 11-52, Davis 12-10-1, Grisham 1-5, TEAM 1-(-3), Harper 6-(-17)-1

Passing (Cm-Att-Yards-I-TD)

BOC Ryan 31-47-315-1-1
CU Harper 26-40-226-1-0

Receiving (Rec-Yards-TD)

BOC Callender 11-92, Megwa 6-60, Gunnell 5-82-1, Purvis 3-23, Whitworth 2-24, Robinson 2-20, Challenger 1-11, Jarvis 1-3
CU Grisham 10-89, Kelly 8-70, Taylor 4-42, Spiller 1-10, Harris 1-9, Linthicum 1-4, Dye 1-2

Game 12

	Clemson	23
	South Carolina	21

November 24, 2007
Williams-Brice Stadium • Columbia, SC

Mark Buchholz kicked a 35-yard field goal as time expired to lift #21 Clemson to a 23-21 win over arch-rival South Carolina at Williams-Brice Stadium on November 27. It was the Tigers' first "buzzer-beater" since the 1986 season. The victory also gave Clemson its ninth win in the last 11 years in the series and ninth win in its last 10 trips to Columbia.

The Tigers outgained South Carolina 443-364 thanks to 33 more offensive plays (85-52). Clemson had 214 rushing yards and 229 through the air. The Tigers also had 26 first downs and held the ball for 38:37.

James Davis and C.J. Spiller combined for 210 rushing yards on 37 carries, including 122 yards by Davis and 88 yards by Spiller. Cory Boyd led the Gamecocks with 74 rushing yards on 19 carries.

Cullen Harper was 28-38 for 229 yards and one touchdown pass. His favorite target was Aaron Kelly, who had nine receptions for 134 yards, including four catches for 70 yards on the game-winning drive. Nelson Faerber added four catches for 20 yards and a score.

Chris Chancellor intercepted Blake Mitchell on the first play of the game. Then, Davis' 29-yard carry moved the ball into Gamecock territory. But the Tigers had to settle for Buchholz's 48-yard field goal.

On South Carolina's ensuing drive, Faerber blocked Ryan Succop's punt. La'Donte Harris scooped up the ball and raced 10 yards for a score.

The Gamecocks responded with a 74-yard scoring drive to narrow Clemson's lead to 10-7. On second-and-19, Boyd caught a pass out of the backfield and sprinted 39 yards to the Tiger 21. Three plays later on third-and-eight, Mitchell lofted a pass to Kenny McKinley for a 19-yard touchdown.

Game Stats

Clemson	10	7	3	3	23
South Carolina	7	0	7	7	21

CU Buchholz 48 FG, 1st, 9:13, 9-45
CU Harris 10 blocked punt return (Buchholz kick), 1st, 6:01
USC McKinley 19 pass from Mitchell (Succop kick), 1st, 2:52, 8-74
CU Faerber 4 pass from Harper (Buchholz kick), 2nd, 5:52, 10-88
USC McKinley 40 pass from Mitchell (Succop kick), 3rd, 8:35, 4-66
CU Buchholz 28 FG, 3rd, 2:25, 13-69
USC Lecorn 4 pass from Mitchell (Succop kick), 4th, 9:00, 7-72
CU Buchholz 35 FG, 4th, 0:00, 9-61
Attendance - 82,410

Team Statistics	CU	USC
Rushing	46-214	21-80
Passing	28-39-229	18-31-284
Total Offense	85-443	52-364
Yards/Play	5.2	7.0
Turnovers	1	3
Time of Possession	38:37	21:23

Rushing (Rush-Yards)

CU Davis 23-122, Spiller 16-88, Grisham 1-4, Harper 5-3, Faerber 1-(-3)
USC C. Boyd 19-74, Mitchell 1-4, Mi. Davis 1-2

Passing (Cm-Att-Yards-I-TD)



CU Harper 28-38-229-1-1, TEAM 0-1-0-0-0
USC Mitchell 18-31-284-2-3

Receiving (Rec-Yards-TD)

CU Kelly 9-134, Faerber 4-20-1, Spiller 4-9, Grisham 3-23, Harris 2-22, Linthicum 2-14, Taylor 2-4, Palmer 1-3, Ashe 1-0
USC McKinley 8-125-2, Lecorn 5-65-1, Mo. Brown 2-37, C. Boyd 1-39, Stafford 1-10, A. Boyd 1-8

Game Reviews

Game 13

 Clemson	20
 Auburn	23 (OT)

December 31, 2007
Georgia Dome • Atlanta, GA

Kodi Burns' seven-yard touchdown run in overtime gave #21 Auburn a 23-20 victory over #15 Clemson in the Chick-fil-A Bowl in the Georgia Dome in Atlanta, GA on December 31. It was Clemson's seventh appearance in the Chick-fil-A/Peach Bowl and its 30th bowl game overall.

Clemson scored 10 points early in the fourth quarter to take a 17-10 lead, but Auburn responded with a game-tying drive and converted a fourth down in overtime before earning the walkoff victory.

Auburn debuted its spread offense, as Burns and starter Brandon Cox rotated at quarterback, leading Auburn to 423 yards and 24 first downs. Auburn took advantage of the absence of senior starting linebackers Nick Watkins and Tramaine Billie along with a Clemson defense that played 23 players, none of which were seniors.

Burns rushed for a team-high 69 yards and a score on 13 carries along with a 22-yard touchdown pass, while Brad Lester added 57 rushing yards. Cox was 25-39 passing for 211 yards as well.

Clemson totaled 12 first downs, 293 yards of offense, and ran only 73 plays against Auburn's 90 plays. Clemson also had nine non-scoring drives of three plays or less. However, Clemson did not commit a turnover and was flagged for just one penalty.

C.J. Spiller led Clemson with 112 yards on eight carries and a touchdown. Spiller, who was named Offensive MVP of the Chick-fil-A-Bowl, also totaled a team-season-high 218 all-purpose yards. James Davis added 72 yards on 23 carries, while Aaron Kelly had four catches for 36 yards.

On Auburn's first drive, Cox hit Rodgeriquis Smith for 28 yards to the Clemson 20. Two plays later, Lester rushed for 13 yards to set up a first-and-goal at the eight. However, Clemson's defense stiffened, forcing Wes Byrum's 36-yard field goal.

After each team went three-and-out, Clemson put together an 11-play drive that lasted 5:06. Cullen Harper connected with Tyler Grisham for a 20-yard gain on third-and-nine. But the drive stalled, and Mark Buchholz was wide-right from 45 yards.

On Auburn's ensuing drive, Phillip Merling's sack forced

a punt that pinned Clemson at its own 12. After a five-yard carry by Spiller, the sophomore carried again up the middle. This time, he bounced outside and sprinted 83 yards for a score to give Clemson a 7-3 lead early in the second quarter. It was the longest rush by a Clemson player since 1993 and the longest ever in Clemson bowl history.

Both team's missed scoring opportunities later in the second quarter. Byrum was wide-right on a 44-yard field-goal try, then Buchholz missed wide-right again, this time from 53 yards. Neither team could muster another scoring chance, and Clemson held a 7-3 halftime advantage.

Auburn wasted little time regaining the lead in the third quarter, as it drove 78 yards in 10 plays on its scoring drive. It was capped by Burns' 22-yard touchdown pass to Mario Fannin on third-and-seven. It was the freshman's only completion of the game.

Lester moved the ball to midfield with a 30-yard carry on Auburn's next possession. But Clemson forced an incomplete pass on fourth-and-two from its own 32 to take over on downs.

Clemson went three-and-out, but Jimmy Maners' 59-yard punt went out-of-bounds at the four. Auburn's three-and-out and Spiller's eight-yard punt return then set up Clemson in enemy territory.

On third-and-four, Spiller appeared trapped behind the line. However, he bounced outside and turned the corner for a 20-yard run. Harper's quarterback sneak on fourth down gave Clemson a first-and-goal. But Auburn's defense was up to the task and Clemson settled for Buchholz's 22-yard field goal on the first snap of the fourth quarter to tie the score.

Four plays later, Crezdon Butler deflected Cox's pass and wound up with the interception at the Auburn 32. Clemson capitalized on the game's only turnover when Davis scored on a one-yard plunge on fourth-and-goal. Earlier in the drive, Kelly caught a 27-yard pass on third-and-nine.

But Clemson's 17-10 lead was short-lived, as Auburn traversed 70 yards in 11 plays to tie the score. Cox's 18-yard pass to Robert Dunn on third-and-five moved the ball into Clemson territory. Four plays later, Burns rumbled 15 yards to the Clemson one. Ben Tate carried the ball into the end-zone on the next play with 8:27 remaining in the game.

Both teams drove into the other team's territory later in the fourth quarter, but neither could get close enough to attempt a go-ahead field goal.

Clemson got the ball first in overtime. On third-and-two, Davis carried just far enough for a first down at the 15. But on third-and-three from the eight, Harper's pass fell incomplete. Buchholz then booted a 25-yard field goal to give Clemson a 20-17 lead.

Game Stats

Clemson	0	7	0	10	3	20
Auburn	3	0	7	7	6	23

AUB	Byrum 36 FG, 1st, 8:54, 11-58
CU	Spiller 83 run (Buchholz kick), 2nd, 13:14, 2-88
AUB	Fannin 22 pass from Burns (Byrum kick), 3rd, 11:33, 10-78
CU	Buchholz 22 FG, 4th, 14:58, 11-37
CU	Davis 1 run (Buchholz kick), 4th, 11:24, 7-32
AUB	Tate 1 run (Byrum kick), 4th, 8:27, 11-70
CU	Buchholz 25 FG, OT, 7-17
AUB	Burns 7 run, OT, 7-25
Attendance - 74,413	

Team Statistics	CU	AUB
Rushing	40-189	47-190
Passing	14-33-104	26-43-233
Total Offense	73-293	90-423
Yards/Play	4.0	4.7
Turnovers	0	1
Time of Possession	29:14	30:46

Rushing (Rush-Yards-TD)

CU	Spiller 8-112-1, Davis 23-72-1, Grisham 1-8, Harper 8-(-3)
AUB	Burns 13-69-1, Lester 14-57, Tate 14-47-1, Fannin 3-18, Cox 3-(-1)

Passing (Cm-Att-Yards-I-TD)

CU	Harper 14-33-104-0-0
AUB	Cox 25-39-211-1-0, Burns 1-4-22-0-1

Receiving (Rec-Yards-TD)

CU	Kelly 4-36, Taylor 3-32, Grisham 2-24, Harris 2-12, Spiller 2-(-5), Palmer 1-5
AUB	Fannin 5-53-1, Dunn 5-39, Smith 4-45, Lester 3-24, Tate 3-19, Bennett 2-16, Billings 1-13, Hawthorne 1-12, Rodriguez 1-8, Trott 1-4

Facing a third-and-13, Cox connected with Smith for 12 yards. On fourth-and-one, Auburn elected to go for the first down and got it on Cox's quarterback sneak. Three plays later on third-and-three, Burns took the shotgun snap and scampered seven yards for the game-winning touchdown.

Kavell Conner and Chris Clemons led the Tiger defense with 15 stops apiece, while Michael Hamlin added 14 tackles, including 10 in the first quarter, and two tackles for loss.

Game-By-Game Starters

Position	FSU	ULM	FUR	NCS	GAT	VAT	CMU	UMD	DUK	WFU	BOC	USC	^AUB
LT	Richardson	Richardson	Richardson	Richardson	Richardson	Richardson	Richardson	Richardson	Richardson	Richardson	Richardson	Richardson	Lambert
LG	McDuffie	McDuffie	McDuffie	McDuffie	McDuffie	McDuffie	McDuffie	McDuffie	Pilgrim	McDuffie	Pilgrim	McDuffie	McDuffie
C	Humphries	Humphries	Humphries	Humphries	Humphries	Austin	Austin	Austin	Austin	Austin	Austin	Austin	Austin
RG	Austin	Pilgrim	Austin	Austin	Austin	Pilgrim	Pilgrim	Pilgrim	Humphries	Pilgrim	Humphries	Pilgrim	Pilgrim
RT	Capote	Capote	Capote	Capote	Capote	Capote	Capote	Capote	Capote	Capote	Capote	Capote	Hairston
TE/WR	Palmer	Linthicum	Palmer	Palmer	Palmer	Palmer	Palmer	Palmer	Palmer	Palmer	Harris	Palmer	Palmer
WR	Kelly	Kelly	Kelly	Kelly	Kelly	Kelly	Kelly	Kelly	Kelly	Kelly	Kelly	Kelly	Kelly
QB	Harper	Harper	Harper	Harper	Harper	Harper	Harper	Harper	Harper	Harper	Harper	Harper	Harper
RB	Davis	Davis	Davis	Davis	Davis	Davis	Davis	Davis	Spiller	Davis	Davis	Davis	Davis
RB/TE/WR	Spiller	Robinson	Taylor	Spiller	Linthicum	Linthicum	Ford	Linthicum	Taylor	Spiller	Taylor	Spiller	Linthicum
WR/TE	Grisham	Ford	Ford	Grisham	Ford	Robinson	Grisham	Ford	Grisham	Grisham	Grisham	Grisham	Grisham
DE	Merling	Merling	Merling	Merling	Merling	Merling	Merling	Merling	Merling	Merling	Merling	Merling	Merling
NG	Scott	Scott	Scott	Scott	Scott	Scott	Scott	Scott	Scott	Scott	Scott	Scott	Scott
DT	Ra. Jackson	Ra. Jackson	Ra. Jackson	Ra. Jackson	Ra. Jackson	Ra. Jackson	Ra. Jackson	Ra. Jackson	Cumbie	Cumbie	Cumbie	Ra. Jackson	Ra. Jackson
BE	Sapp	Sapp	Sapp	Sapp	Sapp	Sapp	Sapp	Sapp	Sapp	Sapp	Sapp	Sapp	Sapp
SLB	Billie	Billie	Billie	Billie	Billie	Billie	Cooper	Billie	Billie	Billie	Billie	Billie	Cooper
MLB	Vincent	Vincent	Vincent	Vincent	Vincent	Vincent	Vincent	Vincent	Vincent	Vincent	Vincent	Vincent	Clay
WLB	Watkins	Watkins	Watkins	Watkins	Watkins	Watkins	Conner	Watkins	Watkins	Watkins	Watkins	Watkins	Conner
CB	Chancellor	Chancellor	Chancellor	Chancellor	Chancellor	Chancellor	Chancellor	Chancellor	Chancellor	Chancellor	Chancellor	Chancellor	Chancellor
CAT	Hamlin	Hamlin	Hamlin	Hamlin	Hamlin	Hamlin	Hamlin	Hamlin	Hamlin	Hamlin	Hamlin	Hamlin	Hamlin
FS	Clemons	Clemons	Clemons	Clemons	Clemons	Clemons	Clemons	Clemons	Clemons	Clemons	Clemons	Clemons	Clemons
CB	Butler	Butler	Butler	Butler	Butler	Butler	Butler	Butler	Butler	Butler	Butler	Butler	Butler
PK	Buchholz	Buchholz	Buchholz	Buchholz	Buchholz	Buchholz	Buchholz	Buchholz	Buchholz	Buchholz	Buchholz	Buchholz	Buchholz
P	Maners	Maners	Maners	Maners	Maners	Maners	Maners	Maners	Maners	Maners	Maners	Maners	Maners

^ - single-overtime game; Note: **Bold** denotes a Clemson home game.

Game-By-Game Participation



#	Player	FSU	ULM	FUR	NCS	GAT	VAT	CMU	UMD	DUK	WFU	BOC	USC	^AUB	Total	2007 G-S	Career G-S
24	Kevin Alexander, DE	20	28	36	13	10	7	23	6	13	22	22	15	22	237	13-0	26-0
87	Terrance Ashe, WR	ST	10	4	3	7	46	20	1	10	1	ST	7	ST	109	13-0	13-0
65	Thomas Austin, OL	*26	---	*34	*62	*42	*94	*69	*91	*53	*73	*72	*89	*75	780	12-12	21-12
52	Bryan Baker, DT	---	---	---	---	---	---	---	---	---	---	---	---	---	---	0-0	3-0
82	Durrell Barry, TE	4	11	4	---	4	1	4	---	3	---	---	---	---	31	7-0	16-1
20	Tramaine Billie, LB	*50	*44	*34	*49	*55	*50	23	*57	*43	*56	*75	*47	---	583	12-11	44-29
90	Kourtnei Brown, DE	---	6	10	3	---	1	23	2	13	22	15	6	17	118	11-0	11-0
14	Mark Buchholz, PK	*ST	*ST	*ST	*ST	*ST	*ST	*ST	*ST	*ST	*ST	*ST	*ST	*ST	0	13-13	13-13
18	Crezdon Butler, CB	*47	*59	*67	*32	*39	*39	*34	*52	*15	*52	*57	*38	*62	593	13-13	26-13
48	Jeremy Campbell, LB	8	31	14	3	---	1	12	---	4	20	---	---	24	117	9-0	19-0
67	Christian Capote, OT	*73	*54	*45	*68	*71	*79	*44	*82	*42	*53	*72	*68	---	751	12-12	35-12
27	Sadat Chambers, RB	3	23	10	1	1	ST	18	ST	14	ST	ST	ST	ST	70	13-0	24-0
38	Chris Chancellor, CB	*41	*55	*48	*35	*64	*36	*38	*53	*43	*50	*66	*40	*74	643	13-13	26-17
89	Miguel Chavis, DT	---	6	---	3	ST	ST	10	---	17	14	19	3	23	95	10-0	10-0
43	Antonio Clay, LB	26	21	29	26	26	24	14	26	29	26	29	24	*35	335	13-1	38-13
22	Chris Clemons, S	*64	*65	*65	*47	*62	*43	*53	*63	*54	*76	*87	*52	*90	821	13-13	38-26
33	Kavell Conner, LB	3	31	29	16	2	3	*32	5	16	14	ST	4	*77	232	13-2	26-2
44	Scotty Cooper, LB	7	8	21	6	9	5	*29	6	15	---	6	5	*66	183	12-2	12-2
8	Jamie Cumbie, DL	21	32	31	17	18	7	19	25	*25	*26	*31	14	29	295	13-3	22-3
1	James Davis, RB	*41	*23	*25	*56	*36	*62	*35	*48	36	*48	*46	*55	*55	566	13-12	37-31
16	Kyle Davisson, WR	---	5	ST	---	---	---	6	---	---	---	---	---	---	11	3-0	4-0
30	Chad Diehl, FB	ST	5	3	---	---	---	---	---	---	---	---	---	---	8	3-0	3-0
21	Xavier Dye, WR	2	17	9	15	8	11	32	15	24	11	4	7	1	156	13-0	13-0
92	John Early, PK	---	---	---	---	---	ST	---	---	---	---	---	---	---	0	1-0	2-0
83	Nelson Faerber, WR	7	12	10	5	---	---	14	11	11	12	3	43	6	134	11-0	26-0
22	Bradley Flowers, WR	---	2	---	---	---	---	4	---	---	---	---	---	---	6	2-0	4-0
6	Jacoby Ford, WR	26	*33	*33	39	*53	7	*41	*51	---	---	---	---	---	283	8-5	21-5
56	Elsmore Gabriel, DT	---	---	---	---	---	---	12	---	1	---	---	---	---	13	2-0	2-0
31	Darius Gaither, S	---	---	---	---	---	---	---	---	---	---	---	---	---	---	0-0	4-0
12	Marcus Gilchrist, CB	ST	1	ST	3	8	15	25	8	23	26	21	13	16	159	13-0	13-0
70	Jamarcus Grant, OG	---	12	7	1	---	---	18	---	10	ST	ST	ST	ST	48	9-0	12-0
13	Tyler Grisham, WR	*41	25	21	*34	26	80	*35	58	*36	*49	*58	*18	*57	538	13-8	37-14
61	Chris Hairston, OT	---	31	10	22	5	---	30	9	28	19	---	19	*75	248	10-1	10-1
25	Michael Hamlin, S	*64	*60	*74	*44	*60	*53	*53	*63	*55	*68	*87	*52	*54	787	13-13	35-30
10	Cullen Harper, QB	*70	*44	*44	*97	*79	*95	*66	*91	*47	*73	*72	*89	*75	942	13-13	18-13
26	La'Donte Harris, WR	7	18	6	5	17	43	22	40	18	21	*26	43	18	284	13-1	48-2
89	Brian Hill, WR	---	---	---	---	---	---	1	---	---	---	---	---	---	1	1-0	1-0
71	Barry Humphries, OL	*73	*54	*49	*84	*76	74	21	76	*53	35	*47	44	19	705	13-7	17-7
55	Bobby Hutchinson, OL	37	24	10	13	ST	24	28	16	22	---	---	ST	ST	174	11-0	18-0
91	Rashaad Jackson, DT	*5	*37	*30	*32	*50	*35	*29	*7	---	30	40	*26	*48	369	12-10	37-12
19	Richard Jackson, P/PK	---	ST	---	---	---	---	ST	---	ST	---	---	---	---	0	3-0	3-0
99	Jarvis Jenkins, DT	3	19	23	3	6	---	12	7	12	13	2	---	---	100	10-0	10-0
80	Aaron Kelly, WR	*56	*37	*36	*56	*65	*87	*46	*63	*41	*57	*67	*80	*65	756	13-13	38-22
90	Matthew Knowles, DE	---	---	---	---	---	---	2	---	---	---	---	---	---	2	1-0	1-0
3	Willy Korn, QB	---	22	10	---	---	---	---	---	---	---	---	---	---	32	2-0	2-0
76	Cory Lambert, OT	ST	15	9	9	1	28	24	5	25	ST	ST	2	*3	121	13-1	26-1
54	Colin Leonard, LS	ST	ST	ST	ST	ST	ST	ST	ST	ST	ST	ST	ST	ST	0	13-0	37-0
29	Haydrian Lewis, CB	25	26	31	22	3	---	---	---	---	---	---	---	---	107	5-0	25-1
88	Brian Linthicum, TE	39	*25	22	60	*36	*38	33	*28	24	15	23	32	*26	401	13-5	13-5
35	Paul Macko, RB	---	7	---	ST	ST	ST	11	ST	4	ST	ST	ST	ST	22	11-0	19-0
49	Jimmy Maners, P	*ST	*ST	*ST	*ST	*ST	*ST	*ST	*ST	*ST	*ST	*ST	*ST	*ST	0	13-13	14-14
96	Jermaine Martin, TE	---	---	---	---	---	---	---	---	---	---	---	---	---	---	0-0	1-0
36	Byron Maxwell, CB	17	24	13	26	24	16	31	11	41	24	32	15	43	317	13-0	13-0
2	DeAndre McDaniel, S	39	31	21	33	20	23	54	26	34	20	48	23	66	438	13-0	13-0
68	Chris McDuffie, OG	*65	*43	*42	*79	*67	*25	*54	*15	---	*52	44	*72	*61	619	12-11	46-16
9	Ray Ray McElrathbey, RB	---	---	---	---	---	---	---	---	---	---	---	---	---	---	0-0	13-0
50	Jock McKissic, DT	37	26	28	18	27	21	15	27	11	---	7	4	23	244	12-0	37-13
60	Jamal Medlin, OL	---	8	---	---	---	---	11	---	5	---	---	---	---	24	3-0	3-0
94	Phillip Merling, DE	*39	*45	*42	*40	*49	*48	*34	*45	*27	*47	*67	*37	*68	588	13-13	38-26
47	Josh Miller, LB	---	15	10	3	ST	ST	15	ST	1	9	ST	ST	13	66	12-0	37-0
93	Rennie Moore, DE	---	7	3	3	---	---	6	---	10	6	---	---	---	35	6-0	6-0
57	Antwon Murchison, DT	10	32	25	11	7	10	7	15	7	10	---	6	3	143	12-0	20-0
81	Jeff Ogren, WR	ST	4	---	---	---	---	9	---	11	---	---	---	---	24	4-0	4-0
46	Brandon Oliver, LB	---	---	---	---	---	---	2	---	---	---	---	---	---	2	1-0	1-0
86	Michael Palmer, TE	*50	---	*28	*49	*58	*50	*50	*54	*25	*45	44	*59	*54	566	12-11	25-14
41	Alex Pearson, FB	ST	9	4	18	1	ST	1	ST	5	1	ST	1	3	43	13-0	26-2
74	Brandon Pilgrim, OG	17	*34	19	38	43	*65	*50	*73	*48	*59	*54	*62	*70	632	13-9	48-13
78	Ben Ramsey, OL	---	12	7	1	---	---	18	---	7	---	---	---	---	45	5-0	5-0
11	Tribble Reese, QB	---	---	---	---	---	---	23	---	15	---	---	---	---	38	2-0	4-0
79	Barry Richardson, OT	*73	*35	*47	*82	*75	*78	*63	*86	*45	*73	*72	*89	72	890	13-12	49-44
84	Akeem Robinson, TE	11	*16	12	35	17	*4	20	15	11	8	6	5	9	169	13-2	38-11
52	Charles Roediger, LS	---	---	---	---	---	---	ST	---	---	---	---	---	---	0	1-0	1-0
23	Chris Russell, S	ST	18	15	ST	ST	---	---	---	---	---	---	---	---	33	5-0	18-0
7	Ricky Sapp, DE	*45	*47	*32	*43	*54	*51	*27	*52	*34	*44	*72	*46	*73	620	13-13	26-13
97	Dorell Scott, DT	*28	*36	*36	*33	*37	*37	*11	*48	*32	*50	*54	*27	*24	453	13-13	35-26
17	Brian Sorrells, WR	---	---	---	---	---	---	---	---	---	---	---	---	---	---	0-0	4-0
28	C.J. Spiller, RB	*42	23	28	*45	43	43	38	52	*30	*43	38	*51	32	508	13-5	26-6
53	Preston Stone, OL	---	5	---	---	---	---	11	---	---	---	---	---	---	16	2-0	2-0
5	Rendrick Taylor, WR	30	21	*26	30	---	---	---	---	*38	48	*50	51	44	338	9-3	27-7
45	Cortney Vincent, LB	*39	*48	*42	*30	*40	*25	*20	*34	*31	*35	*31	*28	40	443	13-12	37-14
17	Chris Wade, CB	ST	ST	ST	---	ST	ST	ST	ST	ST	ST	ST	ST	ST	0	12-0	17-0
16	Michael Wade, S	ST	ST	ST	ST	ST	ST	2	ST	1	ST	ST	ST	ST	3	13-0	13-0
32	Nick Watkins, LB	*59	*59	*51	*43	*64	*53	18	*59	*45	*56	*89	*47	---	643	12-11	48-36
46	Britton Whetsell, LB	---	---	---	---	---	---	---	---	---	2	---	---	---	2	1-0	3-0
98	Kwam Williams, DE	3	---	4	---	---	---	8	---	19	---	---	---	---	34	4-0	24-0

* - start; ^ - single-overtime game; ST - special teams only; Note: Numbers do not necessarily denote official plays, but rather snaps; bold denotes a Clemson home game.



Honors & Awards

Team

- Chick-fil-A Bowl
- Ranked #15 in Final BCS Poll
- Ranked #21 in final **AP** Poll
- Ranked #22 in final **USA Today** Coaches Poll
- Ranked #16 in Final Harris Poll
- Led Rivals.com All-ACC Teams with Nine Selections
- Led CollegeFootballNews.com All-ACC Team with Four First-Team Players
- Led **AP/ACSMA** All-ACC Team with Four First-Team Offensive Players
- Led ESPN.com All-ACC Team with four First-Team Offensive Players
- Led CollegeFootballNews.com All-ACC Team with Four First-Team Offensive Players
- First in ACC in Average Home Attendance

#65 Thomas Austin, OL

- Honorable Mention Sophomore All-American by CollegeFootballNews.com
- ACC Offensive Lineman-of-the-Week vs. Central Michigan
- ACC Offensive Lineman-of-the-Week at South Carolina

#20 Tramaine Billie, LB

- Coaches Defensive Player-of-the-Game at Maryland

#14 Mark Buchholz, PK

- Coaches Special Teams Player-of-the-Game vs. Florida State
- Coaches Special Teams Player-of-the-Game vs. Furman
- Coaches Special Teams Player-of-the-Game at Maryland
- ACC Specialist-of-the-Week vs. Wake Forest
- Coaches Special Teams Co-Player-of-the-Game vs. Wake Forest
- Coaches Special Teams Co-Player-of-the-Game at South Carolina

#67 Christian Capote, OT

- ACC Offensive Lineman-of-the-Week at N.C. State

#38 Chris Chancellor, CB

- Coaches Special Teams Player-of-the-Game at N.C. State
- Coaches Defensive Player-of-the-Game at South Carolina

#22 Chris Clemons, S

- Coaches Defensive Player-of-the-Game vs. Furman

#8 Jamie Cumbie, DL

- Coaches Defensive Co-Player-of-the-Game vs. Wake Forest

#1 James Davis, RB

- Honorable Mention All-American by **Pro Football Weekly**
- First-Team All-ACC by **AP/ACSMA**
- First-Team All-ACC by ESPN.com



Phillip Merling was a three-time ACC Defensive Lineman-of-the-Week selection in 2007, more than any other player in the ACC.

- First-Team All-ACC by CollegeFootballNews.com
- Second-Team All-ACC by Rivals.com
- 22nd-Best Player in ACC by CollegeFootballNews.com
- Second-Best Running Back in ACC by CollegeFootballNews.com
- Coaches Co-Offensive Player-of-the-Game vs. Florida State
- Coaches Offensive Player-of-the-Game at N.C. State
- Coaches Offensive Player-of-the-Game at Georgia Tech
- Coaches Offensive Player-of-the-Game at Duke

#83 Nelson Faerber, WR

- Coaches Special Teams Co-Player-of-the-Game at South Carolina

#13 Tyler Grisham, WR

- Fifth-Best Wide Receiver in ACC by CollegeFootballNews.com
- Coaches Offensive Player-of-the-Game vs. Virginia Tech
- Coaches Special Teams Player-of-the-Game vs. Central Michigan
- Coaches Offensive Player-of-the-Game vs. Wake Forest
- Coaches Offensive Player-of-the-Game vs. Boston College

#25 Michael Hamlin, S

- Honorable Mention All-American by **Pro Football Weekly**
- Second-Team All-ACC by **AP/ACSMA**
- Second-Team All-ACC by Rivals.com
- Coaches Defensive Player-of-the-Game at Georgia Tech
- Coaches Defensive Player-of-the-Game vs. Central Michigan
- Permanent team captain (defense)

#10 Cullen Harper, QB

- Honorable Mention All-American by CollegeFootballNews.com
- Honorable Mention All-American by **Pro Football Weekly**
- Second-Team All-ACC by **AP/ACSMA**
- Second-Team All-ACC by Rivals.com
- 11th-Best Quarterback in the Nation by CollegeFootballNews.com
- Fourth-Best Player in ACC by CollegeFootballNews.com
- Second-Best Quarterback in ACC by CollegeFootballNews.com
- ACC Offensive Back-of-the-Week vs. Louisiana-Monroe
- Coaches Offensive Player-of-the-Game vs. Louisiana-Monroe
- Coaches Offensive Player-of-the-Game vs. Furman
- Permanent team captain (offense)

#26 La'Donte Harris, WR

- Coaches Special Teams Co-Player-of-the-Game at South Carolina

#80 Aaron Kelly, WR

- Honorable Mention All-American by CollegeFootballNews.com
- First-Team All-ACC by **AP/ACSMA**
- First-Team All-ACC by ESPN.com
- First-Team All-ACC by CollegeFootballNews.com
- First-Team All-ACC by Rivals.com
- Seventh-Best Wide Receiver in the Nation by CollegeFootballNews.com
- 16th-Best Player in ACC by CollegeFootballNews.com
- Best Wide Receiver in ACC by CollegeFootballNews.com
- Coaches Co-Offensive Player-of-the-Game vs. Florida State
- Coaches Offensive Player-of-the-Game vs. Central Michigan
- Coaches Offensive Player-of-the-Game at South Carolina

#54 Colin Leonard, LS

- Coaches Special Teams Player-of-the-Game vs. Boston College

#49 Jimmy Maners, P

- Second-Team All-ACC by Rivals.com
- Coaches Special Teams Player-of-the-Game at Georgia Tech

#2 DeAndre McDaniel, S

- First-Team ACC All-Freshman by **Sporting News**

#68 Chris McDuffie, OG

- Free-agent signer by the Chiefs
- Second-Team All-American by **Sporting News**
- Honorable Mention All-American by **Pro Football Weekly**
- First-Team All-ACC by **AP/ACSMA**
- First-Team All-ACC by ESPN.com
- First-Team All-ACC by CollegeFootballNews.com
- First-Team All-ACC by Rivals.com
- 25th-Best Player in ACC by CollegeFootballNews.com
- Fourth-Best Offensive Lineman in ACC by CollegeFootballNews.com
- Selected to play in the East-West Shrine Game

#94 Phillip Merling, DE

- Second-round draft pick by the Dolphins
- Honorable Mention All-American by **Pro Football Weekly**



Barry Richardson was a first-team All-American selection and two-time ACC Offensive Lineman-of-the-week during the 2007 season.

- Second-Team All-ACC by Rivals.com
- Honorable Mention All-ACC by **AP/ACSMA**
- ACC Defensive Lineman-of-the-Week vs. Florida State
- Coaches Defensive Co-Player-of-the-Week vs. Florida State
- ACC Defensive Lineman-of-the-Week vs. Wake Forest
- Coaches Defensive Co-Player-of-the-Game vs. Wake Forest
- ACC Defensive Lineman-of-the-Week vs. Boston College
- Coaches Defensive Player-of-the-Game vs. Boston College

#79 Barry Richardson, OT

- Sixth-round draft pick by the Chiefs
- First-Team All-American by CollegeFootballNews.com
- Second-Team All-American by Walter Camp
- Honorable Mention All-American by SI.com
- First-Team All-ACC by **AP/ACSMA**
- First-Team All-ACC by ESPN.com
- First-Team All-ACC by CollegeFootballNews.com
- First-Team All-ACC by Rivals.com
- Fifth-Best Player in ACC by CollegeFootballNews.com
- Best Offensive Lineman in ACC by CollegeFootballNews.com
- Coaches Offensive Player-of-the-Game at Maryland
- ACC Offensive Lineman-of-the-Week at Maryland
- ACC Offensive Lineman-of-the-Week at Duke
- Selected to play in the Senior Bowl

#7 Ricky Sapp, DE

- Coaches Defensive Player-of-the-Game at N.C. State
- Coaches Defensive Co-Player-of-the-Game vs. Wake Forest

#97 Dorell Scott, DT

- Honorable Mention All-ACC by **AP/ACSMA**
- Coaches Defensive Player-of-the-Game vs. Louisiana-Monroe
- Coaches Defensive Co-Player-of-the-Game vs. Wake Forest

Rob Spence, Offensive Coordinator

- Nation's 14th-Best Assistant Coach by ESPN.com/**ESPN The Magazine**

#28 C.J. Spiller, RB

- Second-Team All-ACC by Rivals.com
- Honorable Mention All-ACC by **AP/ACSMA**
- Offensive MVP of Chick-fil-A Bowl
- Coaches Special Teams Player-of-the-Game vs. Virginia Tech
- Coaches Special Teams Player-of-the-Game at Duke
- Coaches Special Teams Co-Player-of-the-Game vs. Wake Forest

#45 Courtney Vincent, LB

- Coaches Defensive Player-of-the-Game at Duke

#17 Chris Wade, CB

- Coaches Special Teams Player-of-the-Game vs. Louisiana-Monroe

#32 Nick Watkins, LB

- Coaches Co-Defensive Player-of-the-Game vs. Florida State
- Coaches Defensive Player-of-the-Game vs. Virginia Tech
- Selected to play in the Texas vs. the Nation All-Star Game

Game Results vs. 2008 Opponents



Clemson vs. Alabama

All Games:..... Alabama leads 11-3
In Neutral-Site Games:..... Clemson leads 3-2
Tommy Bowden vs. Alabama:..... 0-0
Nick Saban vs. Clemson:..... 0-0
Last Clemson Win:..... 25-0 at Columbia, SC in 1905
Biggest Clemson Win:..... 35-0 in 1900
Biggest Alabama Win:..... 74-7 in 1931

Year	CU	ALA	Rank	Site	W-L	CU	ALA
1900	5-0	2-2		N1	W	35	0
1904	0-0	1-0		N1	W	18	0
1905	1-0-1	2-2		N2	W	25	0
1909	2-1	2-0		N1	L	0	3
1913	1-0	2-0		A	L	0	20
1931	1-5-1	6-1		N3	L	7	74
1934	3-3	6-0		A	L	0	40
1935	5-1	5-1-1		A	L	0	33
1936	2-0	1-0		A	L	0	32
1966	1-1	2-0	-/4	A	L	0	26
1967	2-3	3-1-1		H	L	10	13
1968	1-3-1	3-2		A	L	14	21
1969	3-2	3-3		H	L	13	38
1975	0-1	0-1	-/14	A	L	0	56
Totals						122	356

N1 - Birmingham, AL; N2 - Columbia, SC; N3 - Montgomery, AL

Clemson vs. The Citadel

All Games:..... Clemson leads 29-5-1
At Clemson:..... Clemson leads 11-1
At Memorial Stadium:..... Clemson leads 8-0
Tommy Bowden vs. The Citadel:..... 1-0
Kevin Higgins vs. Clemson:..... 0-0
Last Clemson Win:..... 38-0 at Clemson in 2000
Biggest Clemson Win:..... 59-0 in 1954
Biggest Citadel Win:..... 20-0 in 1924

Year	CU	CIT	Rank	Site	W-L	CU	CIT
1909	5-2			A	W	17	0
1910	2-1			A	W	32	0
1911	2-2			A	W	18	0
1912	2-1			H	W	52	14
1913	2-3			A	W	7	3
1914	2-2-1			A	W	14	0
1916	2-4			N1	L	0	3
1917	4-1			N1	W	20	0
1918	2-2			N2	W	7	0
1919	5-2			N1	W	33	0
1920	3-4-1			N1	W	26	0
1921	1-4-1			N1	T	7	7
1922	3-2			A	W	18	0
1924	2-4			N3	L	0	20
1925	0-6			A	W	6	0
1926	2-5			H	L	6	15
1927	4-1-1			A	W	13	0
1928	8-2			A	L	7	12
1929	6-3			H	W	13	0
1930	2-0			N4	W	13	7
1931	1-1-1			N4	L	0	6
1932	2-3-1			A	W	18	6
1933	2-5-2			H	W	7	0
1935	5-2			A	W	6	0
1936	4-3			A	W	20	0
1948	9-0	10/-		A	W	20	0
1953	2-4-1			A	W	34	13
1954	4-5			H	W	59	0
1970	0-0			H	W	24	0
1972	0-0			H	W	13	0
1973	0-0			H	W	14	12
1976	0-0			H	W	10	7
1978	0-0			H	W	58	3
1986	2-1			H	W	24	0
2000	0-0	17/-		H	W	38	0
Totals						654	128

N1 - Orangeburg, SC; N2 - Columbia, SC; N3 - Anderson, SC; N4 - Florence, SC

Clemson vs. N.C. State

All Games:..... Clemson leads 48-27-1
At Clemson:..... Clemson leads 20-11
At Memorial Stadium:..... Clemson leads 17-11
Tommy Bowden vs. N.C. State:..... 6-3
Tom O'Brien vs. Clemson:..... 2-1 (0-1 with N.C. State)
Last Clemson Win:..... 42-20 at N.C. State in 2007
Last Clemson Win at Clemson:..... 20-14 in 2006
Biggest Clemson Win:..... 39-10 in 1985
Biggest N.C. State Win:..... 45-7 in 1975

Year	CU	NCS	Rank	Site	W-L	CU	NCS
1899	2-2	1-1-2		N1	W	24	0
1902	0-0	0-0		H	W	11	5
1903	2-0	2-2		N2	W	24	0
1904	3-2-1	2-1-2		A	L	0	18
1906	1-0-1	3-0-3		N2	T	0	0
1926	1-2	4-5		H	W	7	3
1927	1-0-1	1-1		A	L	6	18
1928	3-0	1-1		N3	W	7	0
1929	3-0	0-1		N3	W	26	0
1930	3-0	1-2		N4	W	27	0
1931	0-1-1	1-1		N4	W	6	0
1932	1-1	2-0		A	L	0	13
1933	0-1-1	1-1		H	W	9	0
1934	2-3	2-2-1		A	W	12	6
1939	1-1	1-1		N4	W	25	6
1940	2-0	2-0		N4	W	26	7
1941	2-0	1-0-1		N4	W	27	6
1942	1-0-1	1-0-1		N4	L	6	7
1943	0-1	1-0		N4	W	19	7
1944	1-1	2-0		N4	W	13	7
1945	1-1	1-1		A	W	13	0
1946	1-1	1-0		H	L	7	14
1947	1-2	1-1		A	L	0	18
1948	1-0	0-0-1		H	W	6	0
1949	1-1	0-1		A	W	7	6
1950	2-0	1-1	18/-	H	W	27	0
1951	2-0	1-2	18/-	A	W	6	0
1956	1-0-1	1-1		A	W	13	7
1957	1-1	2-0	-/13	H	L	7	13
1958	5-2	2-5-1		A	W	13	6
1959	2-1	1-1		H	W	23	0
1961	4-5	4-5		H	W	20	0
1962	0-1	1-0		A	W	7	0
1963	0-2	2-0		H	L	3	7
1964	1-0	1-0		A	L	0	9
1965	0-0	0-0		H	W	21	7
1966	5-3	4-5		A	L	14	23
1967	4-4	8-1	-/10	H	W	14	6
1968	1-4-1	5-2		A	W	24	19
1971	4-5	2-8		H	L	23	31
1972	3-6	6-3-1		A	L	17	42
1973	3-3	4-2		H	L	6	29
1974	0-1	2-0	-/15	A	L	10	31
1975	1-5	4-3		H	L	7	45
1976	1-3-2	2-4-1		A	L	21	38
1977	5-1	5-2	20/-	H	W	7	3
1978	5-1	5-1	20/-	A	W	33	10
1979	5-1	5-2		H	L	13	16
1980	4-2	3-3		A	L	20	24
1981	6-0	4-2	4/-	H	W	17	7
1982	4-1-1	4-2	18/-	A	W	38	29
1983	4-1-1	2-4		H	W	27	17
1984	4-2	3-4		A	W	35	34
1985	3-3	1-6		H	W	39	10
1986	5-1	4-1-1	16/20	A	L	3	27
1987	6-0	2-4	7/-	H	L	28	30
1988	5-1	5-1	9/24	A	L	3	10
1989	5-2	6-0	-/12	H	W	30	10
1990	5-2	4-3	22/-	A	W	24	17
1991	3-1-1	6-0	19/12	H	W	29	19
1992	4-2	5-2-1	18/23	A	L	6	20
1993	2-1	2-1	-/24	H	W	20	14
1994	1-0	1-0	22/-	H	L	12	29
1995	2-2	1-3		A	W	43	22
1996	6-3	2-6		H	W	40	17
1997	1-0	2-0	19/-	A	W	19	17
1998	2-6	4-3		H	L	39	46
1999	2-2	3-2		A	L	31	35
2000	5-0	4-0	5/-	H	W	34	27
2001	3-1	3-1	16/-	A	W	45	37

2002	4-3	8-0	-/12	H	L	6	38
2003	4-2	4-3		A	L	15	17
2004	3-4	4-3		H	W	26	20
2005	2-3	2-2		A	W	31	10
2006	7-3	3-6		H	W	20	14
2007	3-0	1-2	15/-	A	W	42	20
Totals						1359	1100

N1 - Rock Hill, SC; N2 - Columbia, SC; N3 - Florence, SC; N4 - Charlotte, NC

Clemson vs. S.C. State

All Games:..... 0-0

Clemson vs. Maryland

All Games:..... Clemson leads 30-24-2
At Clemson:..... Clemson leads 16-12
At Memorial Stadium:..... Clemson leads 16-12
Tommy Bowden vs. Maryland:..... 5-4
Ralph Friedgen vs. Clemson:..... 4-3
Last Clemson Win:..... 30-17 at Maryland in 2007
Last Clemson Win at Clemson:..... 10-7 in 2004
Biggest Clemson Win:..... 40-0 in 1969
Biggest Maryland Win:..... 41-0 in 1974

Year	CU	UMD	Rank	Site	W-L	CU	UMD
1952	1-1	2-0	-/3	A	L	0	28
1953	1-0-1	2-0	-/3	H	L	0	20
1954	4-3	4-2-1	-/17	A	L	0	16
1955	6-1	8-0	-/2	H	L	12	25
1956	5-0-1	1-6	11/-	A	T	6	6
1957	4-2	3-4		H	W	26	7
1958	2-0	1-1	10/-	A	W	8	0
1959	6-1	2-5	11/-	H	L	25	28
1960	3-0	1-3	8/-	A	L	17	19
1961	0-1	1-0		H	L	21	24
1962	4-4	5-3		A	W	17	14
1963	3-4-1	2-6		H	W	21	6
1964	3-5	3-5		A	L	0	34
1965	5-3	3-4		H	L	0	6
1966	4-3	4-3		A	W	14	10
1967	3-4	0-6		H	W	28	7
1968	2-4-1	2-5		A	W	16	0
1969	3-3	2-4		H	W	40	0
1970	2-5	1-6		A	W	24	11
1971	3-5	2-7		H	W	20	14
1972	3-5	4-4-1		A	L	6	31
1973	5-4	6-3		H	L	13	28
1974	2-2	2-2		A	L	0	41
1975	2-7	6-2-1		H	L	20	22
1976	2-5-2	9-0	-/6	A	L	0	20
1977	0-0	0-0	-/10	H	L	14	21
1978	8-1	9-1	12/11	A	W	28	24
1979	1-0	1-0		H	L	0	19
1980	5-4	6-3		A	L	7	34
1981	9-0	3-4-1	2/-	H	W	21	7
1982	6-1-1	7-2	11/18	A	W	24	22
1983	7-1-1	7-2	17/11	H	W	52	27
1984	7-2	6-3	20/-	A1	L	23	41
1985	5-4	6-3		H	L	31	34
1986	7-2	4-5	15/-	A1	T	17	17
1987	8-1	4-5	9/-	H	W	45	16
1988	7-2	5-4	16/-	A	W	49	25
1989	3-0	1-2	7/-	H	W	31	7
1990	1-1	2-0	10/-	A1	W	18	17
1991	6-1-1	2-7	15/-	H	W	40	7
1992	5-4	2-8		A	L	23	53
1993	5-2	1-6		H	W	29	0
1994	1-2	1-2		H	W	13	0
1995	3-3	5-1		A	W	17	0
1996	4-3	4-4		H	W	35	3
1997	3-3	2-5		A	W	20	9
1998	1-4	2-3		H	W	23	0
1999	2-3	4-1		A	W	42	30
2000	6-0	2-3	5/-	H	W	35	14
2001	5-3	8-1	-/13	A	L	20	37
2002	6-4	8-2	-/19	H	L	12	30
2003	3-1	3-2		A	L	7	21
2004	2-4	3-3		H	W	10	7
2005	1-0	1-0	25/-	A	W	28	24
2006	7-2	6-2	19/-	H	L	12	13
2007	5-2	4-3		A	W	30	17
Totals						1090	993



Game Results vs. 2008 Opponents

Clemson vs. Wake Forest

All Games:..... Clemson leads 56-16-1
At Wake Forest:..... Clemson leads 20-9-1
Tommy Bowden vs. Wake Forest:..... 7-2
Jim Grobe vs. Clemson:..... 2-5
Last Clemson Win:..... 44-10 at Clemson in 2007
Last Clemson Win at Wake Forest:..... 27-17 in 2006
Biggest Clemson Win:..... 82-24 in 1984
Biggest Wake Forest Win:..... 41-12 in 1943

Year	CU	WFU	Rank	Site	W-L	CU	WFU
1933	1-3-2	0-2-1		N1	W	13	0
1935	2-0	0-3		H	W	13	7
1936	2-2	2-1		A	L	0	6
1937	2-3	1-3		H	W	32	0
1938	3-1-1	3-3		A	W	7	0
1939	5-1	6-2		H	W	20	7
1940	3-0	3-0		H	W	39	0
1941	5-1	4-3-1		H	W	29	0
1942	2-2-1	2-2-1		A	L	6	19
1943	1-3	2-3		H	L	12	41
1944	3-2	6-0	-/17	A	L	7	13
1945	6-2-1	2-4-1	16/-	H	L	6	13
1946	1-2	2-0		A	L	7	19
1947	1-1	1-0		H	L	14	16
1948	6-0	5-2	10/19	A	W	21	14
1949	2-2-1	2-4		H	L	21	35
1950	3-0-1	4-0-1	16/17	A	W	13	12
1951	3-2	5-1		H	W	21	6
1953	1-3-1	2-3-1		H	W	18	0
1954	2-3	2-2-1		N1	W	32	20
1955	4-1	3-2-1		H	W	19	13
1956	2-0-1	1-2		A	W	17	0
1957	5-3	0-8		H	W	13	6
1958	4-1	3-3	19/-	H	W	14	12
1959	6-2	5-2	19/-	H	W	33	31
1960	0-0	0-0	9/-	A	W	28	7
1961	1-2	0-3		H	L	13	17
1962	1-1	0-2		A	W	24	7
1963	1-4-1	0-6		H	W	36	0
1964	1-3	2-2		A	W	21	2
1965	4-2	2-4		H	W	26	13
1966	2-3	2-4		A	W	23	21
1967	0-0	0-1		H	W	23	6
1968	0-0	0-1		A	T	20	20
1969	2-2	2-3		H	W	28	14
1970	2-3	2-3		A	L	20	36
1971	2-4	4-3		H	W	10	9
1972	2-4	1-5		A	W	31	0
1973	3-4	1-6		H	W	35	8
1974	3-4	0-7		A	W	21	9
1975	0-4	1-3		H	W	16	14
1976	1-2-1	2-3		A	L	14	20
1977	6-1	1-6	16/-	H	W	26	0
1978	6-1	1-7	16/-	A	W	51	6
1979	5-2	7-1	-/14	H	W	31	0
1980	4-3	3-4		A	W	35	33
1981	7-0	2-5	3/-	H	W	82	24
1982	8-1-1	3-7	10/-	N2	W	21	17
1983	5-1-1	4-4		H	W	24	17
1984	5-2	5-3		H	W	37	14
1985	4-3	3-5		H	W	26	10
1986	5-2	4-3		A	W	28	20
1987	6-1	5-2	14/-	H	W	31	17
1988	5-2	4-3	15/-	A	W	38	21
1989	6-2	1-5-1	22/-	H	W	44	10
1990	6-2	2-5	19/-	A	W	24	6
1991	4-1-1	1-6	16/-	H	W	28	10
1992	4-3	4-3		A	L	15	18
1993	4-1	1-4		H	L	16	20
1994	2-5	2-6		H	W	24	8
1995	1-1	0-2-1		A	W	29	14
1996	1-2	2-2		H	W	21	10
1997	4-3	4-4		A	W	33	16
1998	1-2	1-1		H	L	19	29
1999	3-4	4-3		A	W	12	3
2000	2-0	0-2	16/-	H	W	55	7
2001	4-2	3-3	25/-	A	W	21	14
2002	3-3	5-2		H	W	31	23
2003	5-3	4-4		A	L	17	45
2004	0-0	0-0	15/-	H	W ^(2 OT)	37	30
2005	2-2	1-3		A	L	27	31

2006	4-1	5-0	15/-	A	W	27	17
2007	7-2	6-3	20/-	H	W	44	10
Totals						1770	993
N1 - Charlotte, NC; N2 - Tokyo, Japan							

Clemson vs. Georgia Tech

All Games:..... Georgia Tech leads 46-24-2
At Clemson:..... Clemson leads 9-5
At Memorial Stadium:..... Clemson leads 9-5
Tommy Bowden vs. Georgia Tech:..... 4-5
Paul Johnson vs. Clemson:..... 0-0
Last Clemson Win:..... 31-7 at Clemson in 2006
Biggest Clemson Win:..... 73-0 in 1903
Biggest Georgia Tech Win:..... 51-0 in 1944

Year	CU	GAT	Rank	Site	W-L	CU	GAT
1898	2-1	0-1		N1	W	23	0
1899	3-2	0-3		N2	W	41	5
1902	1-0	0-1		A	W	44	5
1903	1-0	0-0		A	W	73	0
1904	2-2	5-1		A	T	11	11
1905	3-1-1	1-0		A	L	10	17
1906	3-0-3	4-2		A	W	10	0
1907	3-4	3-4		A	W	6	5
1908	1-5	5-3		A	L	6	30
1909	6-2	6-2		A	L	3	29
1910	4-2-1	4-3		A	L	0	34
1911	3-4	5-2-1		A	L	0	31
1912	4-3	4-3-1		A	L	0	23
1913	4-3	6-2		A	L	0	34
1914	5-2-1	5-2		A	L	6	26
1918	1-0	0-0		A	L	0	28
1919	2-0	3-0		A	L	0	28
1920	3-3-1	5-1		A	L	0	7
1921	1-3-1	5-1		A	L	7	48
1922	3-1	4-2		A	L	7	21
1932	1-0	0-0		A	L	14	32
1933	0-0-1	0-0		A	L	2	39
1934	1-0	0-0		A	L	7	12
1936	3-3	3-1-1		A	W	14	13
1937	3-3	4-2		A	L	0	7
1943	2-5	5-3	-/15	A	L	6	41
1944	1-0	0-0		A	L	0	51
1945	5-2-1	4-4		A	W	21	7
1953	2-3-1	5-1-1	-/6	A	L	7	20
1958	5-1	4-2-1	17/-	A	L	0	13
1959	2-0	2-0	6/7	A	L	6	16
1962	0-0	0-0		A	L	9	26
1963	0-1	1-0	-/9	A	L	0	27
1964	1-1	2-0		A	L	7	14
1965	2-0	0-1-1		A	L	6	38
1966	1-0	2-0	-/9	A	L	12	13
1967	1-1	2-0		A	L	0	10
1968	0-1-1	1-1		A	L	21	24
1969	1-1	2-0		A	W	21	10
1970	2-1	3-0	-/15	A	L	7	28
1971	0-2	1-2		A	L	14	24
1972	1-2	2-1-1		A	L	9	31
1973	1-1	0-2		A	L	21	29
1974	0-2	1-2		H	W	21	17
1975	0-2	1-1		A	L	28	33
1976	1-1	0-2		A	T	24	24
1977	1-1	1-1		A	W	31	14
1983	1-1-1	0-2		H	W	41	14
1984	2-1	2-2	13/20	A	L	21	28
1985	1-1	1-1		H	L	3	14
1986	1-1	1-0-1		A	W	27	3
1987	3-0	1-1	9/-	H	W	33	12
1988	2-1	1-1	12/-	A	W	30	13
1989	5-1	1-3	14/-	H	L	14	30
1990	5-1	4-0	15/18	A	L	19	21
1991	2-0	2-1	7/19	H	W	9	7
1992	1-1	1-0	16/-	A	L	16	20
1993	1-1	2-0		H	W	16	13
1994	4-5	1-7		H	W	20	10
1995	4-3	4-3		A	W	24	3
1996	3-3	4-1	-/22	H	W	28	25
1997	2-1	1-1	17/-	A	L	20	23
1998	2-7	6-2	-/22	H	L	21	24
1999	5-4	6-2	-/13	A	L	42	45
2000	8-0	5-2	5/-	H	L	28	31
2001	2-1	3-0	-/9	A	W ^(OT)	47	44

2002	1-1	2-0		H	W	24	19
2003	2-1	1-2		A	W	39	3
2004	1-0	1-0	20/-	H	L	24	28
2005	4-3	4-2		A	L	9	10
2006	6-1	5-1	12/13	H	W	31	7
2007	4-0	2-2	13/-	A	L	3	13
Totals						1144	1455
N1 - Augusta, GA; N2 - Greenville, SC							

Clemson vs. Boston College

All Games:..... Boston College leads 8-7-2
At Boston College:..... Boston College leads 5-4-1
Tommy Bowden vs. Boston College:..... 0-3
Jeff Jagodzinski vs. Clemson:..... 1-0
Last Clemson Win:..... 34-12 at Clemson in 1958
Last Clemson Win at Boston College:..... 13-0 in 1952
Biggest Clemson Win:..... 34-12 in 1958
Biggest Boston College Win:..... 31-16 in 1983

Year	CU	BOC	Rank	Site	W-L	CU	BOC
1939	8-1	9-1	12/11	N1	W	6	3
1941	3-0	1-1		A2	W	26	13
1942	1-1-1	1-0		A2	L	7	14
1947	1-0	0-0		A3	L	22	32
1948	4-0	2-2-1	13/-	A3	W	26	19
1949	2-3-1	1-4-1		H	L	27	40
1950	5-0-1	0-6-1	13/-	A3	W	35	14
1951	4-2	1-5		H	W	21	2
1952	1-4	3-1-1		A3	W	13	0
1953	1-0	0-0		A2	T	14	14
1958	6-2	6-2	16/-	H	W	34	12
1960	5-3	2-5-1		A	L	14	25
1982	0-1	1-0	16/-	H	T	17	17
1983	1-0	1-0		A	L	16	31
2005	2-1	2-1		H	L ^(OT)	13	16
2006	1-0	1-0	18/-	A	L ^(2 OT)	33	34
2007	8-2	8-2	15/18	H	L	17	20
Totals						341	306

N1 - Dallas, TX; A2 - Fenway Park; A3 - Braves Field

Clemson vs. Florida State

All Games:..... Florida State leads 15-6
At Florida State:..... Florida State leads 8-3
Tommy Bowden vs. Florida State:..... 4-5
Bobby Bowden vs. Clemson:..... 13-6
Last Clemson Win:..... 24-18 at Clemson in 2007
Last Clemson Win at Florida State:..... 27-20 in 2006
Biggest Clemson Win:..... 35-14 in 2005
Biggest Florida State Win:..... 57-0 in 1993

Year	CU	FSU	Rank	Site	W-L	CU	FSU
1970	3-5	4-3		A	L	13	38
1975	1-6	1-6		H	L	7	43
1976	1-4-2	2-5		A	W	15	12
1988	2-0	1-1	3/10	H	L	21	24
1989	1-0	0-1	10/16	A	W	34	23
1992	1-0	1-0	15/5	H	L	20	24
1993	1-0	2-0	21/1	A	L	0	57
1994	2-4	4-1	-/7	A	L	0	17
1995	1-0	1-0	-/1	H	L	26	45
1996	2-2	3-0	-/2	A	L	3	34
1997	2-0	2-0	16/5	H	L	28	35
1998	2-4	5-1	-/16	A	L	0	48
1999	3-3	7-0	-/1	H	L	14	17
2000	8-1	8-1	10/4	A	L	7	54
2001	5-2	5-2	-/14	H	L	27	41
2002	3-1	4-1	-/11	A	L	31	48
2003	5-4	8-1	-/3	H	W	26	10
2004	1-2	1-1	-/8	A	L	22	41

Game Results vs. 2008 Opponents



Clemson vs. Duke

All Games:..... Clemson leads 34-16-1
At Clemson:..... Clemson leads 18-4-1
At Memorial Stadium:..... Clemson leads 18-4-1
Tommy Bowden vs. Duke:..... 7-1
David Cutcliffe vs. Clemson:..... 0-0
Last Clemson Win:..... 47-10 at Duke in 2007
Last Clemson Win at Clemson:..... 49-20 in 2005
Biggest Clemson Win:..... 58-7 in 1999
Biggest Duke Win:..... 38-12 in 1935

Year	CU	DUK	Rank	Site	W-L	CU	DUK
1934	1-1	1-0		A	L	6	20
1935	3-0	3-0		A	L	12	38
1936	2-1	3-0		A	L	0	25
1957	5-2	5-1-2	14/11	A	L	6	7
1959	5-1	3-4	10/-	H	W	6	0
1960	3-1	3-1		A	L	6	21
1961	1-3	3-1		A	W	17	7
1962	2-2	3-1		H	L	0	16
1963	0-3-1	3-0-1		A	L	30	35
1965	2-2	4-0		A	W	3	2
1966	1-2	3-1		H	W	9	6
1967	1-3	3-2		A	W	13	7
1968	0-3-1	2-2		H	W	39	22
1969	4-3	1-5-1		A	L	27	34
1970	2-4	4-2		H	L	10	21
1971	0-3	4-0	-/14	N1	W	3	0
1972	1-3	1-4		H	L	0	7
1973	2-3	1-4		A	W	24	8
1974	2-3	4-1		H	W	17	13
1975	1-4	2-3		A	L	21	25
1976	1-3-1	3-2		H	T	18	18
1977	4-1	3-2		A	W	17	11
1978	4-1	3-2		H	W	28	8
1979	4-1	2-2-1		A	W	28	10
1980	4-1	0-5		H	L	17	34
1981	5-0	3-2	6/-	A	W	38	10
1982	3-1-1	3-2	20/-	H	W	49	14
1983	3-1-1	0-5		A	W	38	31
1984	3-2	1-4		H	W	54	21
1985	2-3	2-3		A	W	21	9
1986	4-1	3-2	17/-	H	W	35	3
1987	5-0	3-2	7/-	H	W	17	10
1988	4-1	5-0	11/22	H	W	49	17
1989	4-0	1-3	7/-	A	L	17	21
1990	3-1	1-2	19/-	H	W	26	7
1991	8-1-1	4-5-1	13/-	N2	W	33	21
1992	3-2	2-3	19/-	H	W	21	6
1993	3-1	1-4		A	W	13	10
1994	2-3	5-0	-/25	A	L	13	19
1995	6-3	3-6	24/-	H	W	34	17
1996	2-3	0-5		A	W	13	6
1997	5-3	2-6		H	W ^(OT)	29	20
1998	2-5	3-4		A	L	23	28
1999	4-4	2-6		H	W	58	7
2000	4-0	0-4	7/-	A	W	52	22
2001	5-5	0-10		H	W	59	31
2002	4-4	2-7		A	W	34	31
2003	6-4	3-7		H	W	40	7
2004	5-4	1-8		A	L	13	16
2005	4-4	1-8		H	W	49	20
2007	6-2	1-7	25/-	A	W	47	10
Totals						1232	809

N1 - Norfolk, VA; N2 - Tokyo, Japan

Clemson vs. Virginia

All Games:..... Clemson leads 35-8-1
At Virginia:..... Clemson leads 15-5
Tommy Bowden vs. Virginia:..... 3-3
Al Groh vs. Clemson:..... 3-7 (3-1 with Virginia)
Last Clemson Win:..... 30-27 at Clemson in 2003
Last Clemson Win at Virginia:..... 31-10 in 2000
Biggest Clemson Win:..... 55-0 in 1984
Biggest Virginia Win:..... 30-10 in 2004

Year	CU	UVA	Rank	Site	W-L	CU	UVA
1955	1-0	0-0		A	W	20	7
1956	5-1-2	3-6		H	W	7	0
1957	1-2	1-1-1		A	W	20	6
1958	0-0	0-0	18/-	H	W	20	15
1959	1-0	0-1	5/-	A	W	47	0
1960	2-0	0-2	8/-	H	W	21	7

1963	0-4-1	1-3-1		A	W	35	0
1964	2-4	3-3		H	W	29	7
1965	1-0	0-1		A	W	20	14
1966	0-0	1-0		H	W	40	35
1969	0-0	0-0		A	W	21	14
1970	1-0	1-0		H	W	27	17
1971	1-3	1-4		N1	W	32	15
1972	1-4	3-3		H	W	37	21
1973	1-3	1-3-1		H	W	32	27
1974	5-4	4-5		H	W	28	9
1977	3-1	0-4		H	W	31	0
1978	3-1	1-4		A	W	30	14
1979	2-1	3-1		H	W	17	7
1980	3-1	2-2		A	W	27	24
1981	4-0	0-4	9/-	H	W	27	0
1982	2-1-1	0-4		A	W	48	0
1983	2-1-1	4-1		H	W	42	21
1984	1-0	0-0	3/-	A	W	55	0
1985	1-3	3-1		H	W	27	24
1986	3-1	2-3	20/-	A	W	31	17
1987	4-0	3-2	8/-	H	W	38	21
1988	3-1	2-2	11/-	A	W	10	7
1989	4-1	4-1	15/-	H	W	34	20
1990	1-0	1-0	9/14	A	L	7	20
1991	3-1	3-2	18/-	H	T	20	20
1992	2-2	5-0	25/10	A	W	29	28
1993	6-3	7-2	-/18	H	W	23	14
1994	1-1	1-1		A	L	6	9
1995	2-1	3-1	-/11	H	L	3	22
1996	5-3	6-2	-/15	A	W	24	16
1997	3-2	2-2		H	L	7	21
1998	1-1	2-0	-/10	A	L	18	20
1999	0-1	1-0	-/19	H	W	33	14
2000	3-0	2-1	11/-	A	W	31	10
2001	2-0	1-1	19/-	H	L	24	26
2002	3-2	4-2		A	L	17	22
2003	3-2	4-1	-/25	H	W ^(OT)	30	27
2004	1-3	4-0	-/10	A	L	10	30
Totals						1135	648

N1 - Richmond, VA

Clemson vs. South Carolina

All Games:..... Clemson leads 64-37-4
At Clemson:..... Clemson leads 15-8-1
At Memorial Stadium:..... Clemson leads 15-8-1
Tommy Bowden vs. South Carolina:..... 7-2
Steve Spurrier vs. Clemson:..... 2-4 (1-2 with South Carolina)
Last Clemson Win:..... 23-21 at South Carolina in 2007
Last Clemson Win at Clemson:..... 29-7 in 2004
Biggest Clemson Win:..... 51-0 in 1900
Biggest South Carolina Win:..... 56-20 in 1975

Year	CU	USC	Rank	Site	W-L	CU	USC
1896	1-0	0-0		A	L	6	12
1897	1-2	0-0		A	W	18	6
1898	1-1	1-0		A	W	24	0
1899	1-2	1-0		A	W	34	0
1900	2-0	1-1		A	W	51	0
1902	3-0	3-0		A	L	6	12
1909	3-2	1-3		A	W	6	0
1910	3-2	4-0		A	W	24	0
1911	1-2	1-1-1		A	W	27	0
1912	3-1	2-2		A	L	7	22
1913	1-2	1-2		A	W	32	0
1914	1-2-1	1-4-1		A	W	29	6
1915	2-1-1	3-0		A	T	0	0
1916	1-3	2-3		A	W	27	0
1917	2-1	1-1		A	W	21	13
1918	1-1	0-0		A	W	39	0
1919	3-2	1-3		A	W	19	6
1920	3-2-1	2-2		A	L	0	3
1921	1-2-1	3-0-1		A	L	0	21
1922	2-1	3-1		A	W	3	0
1923	1-1-1	2-2		A	W	7	6
1924	2-1	3-1		A	L	0	3
1925	0-3	3-1		A	L	0	33
1926	2-2	3-1		A	L	0	24
1927	2-1-1	3-1		A	W	20	0
1928	5-0	5-0		A	W	32	0
1929	5-0	3-1		A	W	21	14
1930	5-0	3-1		A	W	20	7
1931	1-2-1	1-2		A	L	0	21

1932	2-2	3-1		A	L	0	14
1933	1-1-2	1-2		A	L	0	7
1934	1-3	3-1		A	W	19	0
1935	3-1	2-3		A	W	44	0
1936	2-3	3-2		A	W	19	0
1937	1-3	2-2-1		A	W	34	6
1938	2-1-1	3-2		A	W	34	12
1939	2-1	1-3		A	W	27	0
1940	4-0	0-2	13/-	A	W	21	13
1941	4-0	1-1-1	14/-	A	L	14	18
1942	1-2-1	0-2-1		A	W	18	6
1943	1-2	2-1		A	L	6	33
1944	2-1	1-1-1		A	W	20	13
1945	3-1	2-2		A	T	0	0
1946	1-3	2-1		A	L	14	26
1947	1-3	2-2		A	L	19	21
1948	3-0	2-1	14/-	A	W	13	7
1949	2-1-1	0-3		A	L	13	27
1950	3-0	2-1	12/-	A	T	14	14
1951	3-1	2-2		A	L	0	20
1952	1-3	2-2		A	L	0	6
1953	1-2-1	3-1		A	L	7	14
1954	2-2	2-1		A	L	8	13
1955	3-1	2-2		A	W	28	14
1956	3-0-1	4-1	20/-	A	W	7	0
1957	2-2	3-1		A	W	13	0
1958	4-0	2-2	10/-	A	L	6	26
1959	3-1	3-1	17/-	A	W	27	0
1960	4-3	1-5		H	W	12	2
1961	3-4	2-5		A	L	14	21
1962	5-4	4-4-1		H	W	20	17
1963	4-4-1	1-7-1		A	W	24	20
1964	3-6	2-5-2		H	L	3	7
1965	5-4	4-5		A	L	16	17
1966	5-4	1-8		H	W	35	10
1967	5-4	5-4		A	W	23	12
1968	4-4-1	3-6		H	L	3	7
1969	4-5	6-3		A	L	13	27
1970	3-7	3-6-1		H	L	32	38
1971	4-6	6-4		A	W	17	7
1972	3-7	4-6		H	W	7	6
1973	5-5	6-4		A	L	20	32
1974	6-4	4-6		H	W	39	21
1975	2-8	6-4		A	L	20	56
1976	2-6-2	6-4		H	W	28	9
1977	7-2-1	5-5	15/-	A	W	31	27
1978	9-1	5-4-1	10/-	H	W	41	23
1979	8-2	7-3	13/19	A	L	9	13
1980	5-5	8-2	-/14	H	W	27	6
1981	10-0	6-4	2/-	A	W	29	13
1982	7-1-1	4-6	10/-	H	W	24	6
1983	8-1-1	5-5	13/-	A	W	22	13
1984	7-3	9-1	-/9	H	L	21	22
1985	5-5	5-5		A	W	24	17
1986	7-2-1	3-6-1	19/-	H	T	21	21
1987	9-1	7-2	8/12	A	L	7	20
1988	8-2	8-2	15/25	H	W	29	10
1989	8-2	6-3-1	15/-	A	W	45	0
1990	8-2	5-4	17/-	H	W	24	15
1991	7-1-1	3-5-2	14/-	A	W	41	24
1992	5-5	4-6		H	L	13	24
1993	7-3	4-6	24/-	A	W	16	13
1994	5-5	5-5		H	L	7	33
1995	7-3	4-5-1	24/-	A	W	38	17
1996	7-3	5-5	22/-	H	L	31	34
1997	6-4	5-5		A	W	47	21
1998	2-8	1-9		H	W	28	19
1999	5-5	0-10		A	W	31	21
2000	8-2	7-3	16/25	H	W	16	14
2001	5-4	7-3	-/22	A	L	15	20
2002	6-5	5-6		H	W	27	20
2003	7-4	5-6		A	W	63	17
2004	5-5	6-4		H	W	29	7
2005	6-4	7-3	-/19	A	W	13	9
2006	8-3	6-5	24/-	H	L	28	31
2007	8-3	6-5	21/-	A	W	23	21
Totals						2044	1379

2008 Opponents

Alabama

Game 1 • August 30 • Atlanta, GA

Location: Tuscaloosa, AL
Enrollment: 25,580
President: Dr. Robert E. Witt
Athletic Director: Mal Moore
Nickname: Crimson Tide
Colors: Crimson & White
Conference: Southeastern
Home Field (Capacity): Bryant-Denny Stadium (92,138)
Head Coach: Nick Saban (Kent State '73)
Record at Alabama: 7-6 (1 season)
Career Record: 113-65-1 (14 seasons)
Weekly Press Conference: Monday, 12:30 PM ET
Offensive Coordinator: Jim McElwain
Head Defensive Coach: Kevin Steele
Lettermen Returning/Lost: 49/21
Starters Returning/Lost: 17/7
Series Record: Alabama leads 11-3
Football SID: Jeff Purinton (jpurinton@ia.ua.edu)
SID Office Phone / Fax: (205) 348-6084 / 348-8841
SID Address: P.O. Box 870391; Tuscaloosa, AL 35487
Athletic Website: RollTide.com



2007 Results (7-6)

Western Carolina W 52-6
at Vanderbilt W 24-10
Arkansas W 41-38
Georgia L^(OT) 23-26
Florida State L 14-21
Houston W 30-24
at Mississippi W 27-24
Tennessee W 41-17
Louisiana State L 34-41
at Mississippi State L 12-17
Louisiana-Monroe L 14-21
at Auburn L 10-17
Colorado W 30-24

2008 Schedule

8-30 Clemson (Atlanta, GA)
9-6 Tulane
9-13 Western Kentucky
9-20 at Arkansas
9-27 at Georgia
10-4 Kentucky
10-18 Mississippi
10-25 at Tennessee
11-1 Arkansas State
11-8 at Louisiana State
11-15 Mississippi State
11-29 Auburn

The Citadel

Game 2 • September 6 • Clemson, SC

Location: Charleston, SC
Enrollment: 1,900
President: Lt. Gen. John W. Rosa, Jr.
Athletic Director: Larry Leckonby
Nickname: Bulldogs
Colors: Citadel Blue & White
Conference: Southern
Home Field (Capacity): Johnson Hagood Stadium (21,000)
Head Coach: Kevin Higgins (West Chester '77)
Record at The Citadel: 16-17 (3 seasons)
Career Record: 72-42-1 (10 seasons)
Weekly Press Conference: Monday, 11:30 AM ET
Offensive Coordinator: Dave Cecchini
Defensive Coordinator: Isaac Collins
Lettermen Returning/Lost: 34/13
Starters Returning/Lost: 15/9
Series Record: Clemson leads 29-5-1
Football SID: Noelle Orr Blaney (noelle.orr@citadel.edu)
SID Office Phone / Fax: (843) 953-5353 / 953-6727
SID Address: McAlister Field House; 171 Moultrie Street; Charleston, SC 29409
Athletic Website: CitadelSports.com



2007 Results (7-4)

Charleston Southern W 35-14
Webber International W 76-0
at Wisconsin L 31-45
at Chattanooga W 41-16
Wofford L 7-28
Furman W^(OT) 54-51
at Western Carolina W 37-31
at Georgia Southern L 17-21
Appalachian State L 24-45
Elon W 42-31
at Virginia Military W 70-28

2008 Schedule

8-30 Webber International
9-6 at Clemson
9-20 Princeton
9-27 Western Carolina
10-4 at Appalachian State
10-11 Elon
10-18 at Furman
10-25 at Samford
11-1 Georgia Southern
11-8 at Wofford
11-15 Chattanooga
11-22 at Florida

N.C. State

Game 3 • September 13 • Clemson, SC

Location: Raleigh, NC
Enrollment: 31,000
President: Dr. James L. Oblinger
Athletic Director: Lee Fowler
Nickname: Wolfpack
Colors: Red & White
Conference: Atlantic Coast
Home Field (Capacity): Carter-Finley Stadium (57,583)
Head Coach: Tom O'Brien (Navy '71)
Record at N.C. State: 5-7 (1 season)
Career Record: 80-52 (10 seasons)
Weekly Press Conference: Monday, 2:00 PM ET
Offensive Coordinator: Dana Bible
Defensive Coordinator: Mike Archer
Lettermen Returning/Lost: 28/25
Starters Returning/Lost: 10/14
Series Record: Clemson leads 48-27-1
Football SID: Annabelle Myers (annabelle_myers@ncsu.edu)
SID Office Phone / Fax: (919) 515-2101 / 515-2898
SID Address: P.O. Box 8502; Raleigh, NC 27695
Athletic Website: GoPack.com



2007 Results (5-7)

Central Florida L 23-25
at Boston College L 17-37
Wofford W 38-17
Clemson L 20-42
Louisville L 10-29
at Florida State L 10-27
at East Carolina W 34-20
Virginia W 29-24
at Miami (FL) W^(OT) 19-16
North Carolina W 31-27
at Wake Forest L 18-38
Maryland L 0-37

2008 Schedule

8-28 at South Carolina
9-6 William & Mary
9-13 at Clemson
9-20 East Carolina
9-27 South Florida
10-4 Boston College
10-16 Florida State
10-25 at Maryland
11-8 at Duke
11-15 Wake Forest
11-22 at North Carolina
11-29 Miami (FL)

S.C. State

Game 4 • September 20 • Clemson, SC

Location: Orangeburg, SC
Enrollment: 4,700
President: Dr. George Cooper
Athletic Director: Charlene Johnson
Nickname: Bulldogs
Colors: Garnet & Blue
Conference: Mid-Eastern Athletic
Home Field (Capacity): Oliver C. Dawson Bulldog Stadium (22,000)
Head Coach: Buddy Pough (S.C. State '75)
Record at S.C. State: 47-21 (6 seasons)
Career Record: 47-21 (6 seasons)
Weekly Press Conference: Monday, 9:00 AM ET
Offensive Coordinator: Joe Blackwell
Defensive Coordinator: Mike Adams
Lettermen Returning/Lost: 46/15
Starters Returning/Lost: 17/7
Series Record: 0-0
Football SID: William P. Hamilton (whamilton@soscu.edu)
SID Office Phone / Fax: (803) 536-7060 / 536-8622
SID Address: P.O. Box 7308; Orangeburg, SC 29117
Athletic Website: SCSUAthletics.com



2007 Results (7-4)

at Air Force L 3-34
at Bethune-Cookman W 24-13
at South Carolina L 3-38
Winston-Salem State W 20-7
at Norfolk State L^(OT) 13-20
Florida A&M W 49-14
at Hampton W 28-24
Delaware State L 16-17
at Howard W 59-21
Morgan State W^(OT) 28-21
North Carolina A&T W 51-7

2008 Schedule

8-30 at Central Florida
9-6 Benedict
9-13 Bethune-Cookman (Charleston, SC)
9-20 at Clemson
9-27 at Winston-Salem State
10-4 at Florida A&M
10-11 Norfolk State
10-25 Hampton
11-1 at Delaware State
11-6 Howard
11-15 at Morgan State
11-22 at North Carolina A&T

Maryland

Game 5 • September 27 • Clemson, SC

Location: College Park, MD
Enrollment: 36,014
President: Dr. C.D. Mote, Jr.
Athletic Director: Deborah A. Yow
Nickname: Terrapins
Colors: Red, White, Black, & Gold
Conference: Atlantic Coast
Home Field (Capacity): Byrd Stadium (51,500)
Head Coach: Ralph Friedgen (Maryland '70)
Record at Maryland: 56-31 (7 seasons)
Career Record: 56-31 (7 seasons)
Weekly Press Conference: Tuesday, 1:00 PM ET
Offensive Coordinator: James Franklin
Defensive Coordinator: Chris Cosh
Lettermen Returning/Lost: 46/16
Starters Returning/Lost: 16/8
Series Record: Clemson leads 30-24-2
Football SID: Shawn Nestor (snestor@umd.edu)
SID Office Phone / Fax: (301) 314-7065 / 314-9094
SID Address: 2725 Comcast Center; College Park, MD 20742
Athletic Website: UMTSerps.com



2007 Results (6-7)

Villanova W 31-14
at Florida International W 26-10
West Virginia L 14-31
at Wake Forest L^(OT) 24-31
at Rutgers W 34-24
Georgia Tech W 28-26
Virginia L 17-18
Clemson L 17-30
at North Carolina L 13-16
Boston College W 42-35
at Florida State L 16-24
at N.C. State W 37-0
Oregon State L 14-21

2008 Schedule

8-30 Delaware
9-6 at Middle Tennessee
9-13 California
9-20 Eastern Michigan
9-27 at Clemson
10-4 at Virginia
10-18 Wake Forest
10-25 N.C. State
11-6 at Virginia Tech
11-15 North Carolina
11-22 Florida State
11-29 at Boston College

Wake Forest

Game 6 • October 9 • Winston-Salem, NC

Location: Winston-Salem, NC
Enrollment: 4,412
President: Dr. Nathan O. Hatch
Athletic Director: Ron Wellman
Nickname: Demon Deacons
Colors: Old Gold & Black
Conference: Atlantic Coast
Home Field (Capacity): BB&T Field (31,500)
Head Coach: Jim Grobe (Virginia '75)
Record at Wake Forest: 46-39 (7 seasons)
Career Record: 79-72-1 (13 seasons)
Weekly Press Conference: Tuesday, 11:00 AM ET
Offensive Coordinator: Steed Lobotzke
Defensive Coordinator: Brad Lambert
Lettermen Returning/Lost: 44/20
Starters Returning/Lost: 15/9
Series Record: Clemson leads 56-16-1
Football SID: Steve Shutt (shuttsj@wfu.edu)
SID Office Phone / Fax: (336) 758-5640 / 758-5140
SID Address: P.O. Box 7426; Winston-Salem, NC 27109
Athletic Website: WakeForestSports.com



2007 Results (9-4)

at Boston College L 28-38
Nebraska L 17-20
Army W 21-10
Maryland W^(OT) 31-24
at Duke W 41-36
Florida State W 24-21
at Navy W 44-24
North Carolina W 37-10
at Virginia L 16-17
at Clemson L 10-44
N.C. State W 38-18
at Vanderbilt W 31-17
Connecticut W 24-10

2008 Schedule

8-28 at Baylor
9-6 Mississippi
9-20 at Florida State
9-27 Navy
10-9 Clemson
10-18 at Maryland
10-25 at Miami (FL)
11-1 Duke
11-8 Virginia
11-15 at N.C. State
11-22 Boston College
11-29 Vanderbilt

2008 Opponents



Georgia Tech

Game 7 • October 18 • Clemson, SC

Location: Atlanta, GA
Enrollment: 16,793
Interim President: Dr. Gary Schuster
Athletic Director: Dan Radakovich
Nickname: Yellow Jackets
Colors: Old Gold & White
Conference: Atlantic Coast
Home Field (Capacity): Bobby Dodd Stadium (55,000)
Head Coach: Paul Johnson (Western Carolina '79)
Record at Georgia Tech: 0-0
Career Record: 107-39 (11 seasons)
Weekly Press Conference: Tuesday, 11:45 AM ET
Offensive Coordinator: Paul Johnson
Defensive Coordinator: Dave Wommack
Lettermen Returning/Lost: 48/25
Starters Returning/Lost: 8/16
Series Record: Georgia Tech leads 46-24-2
Football SID: Dean Buchan (dbuchan@athletics.gatech.edu)
SID Office Phone / Fax: (404) 894-5445 / 894-1248
SID Address: 150 Bobby Dodd Way NW; Atlanta, GA 30332
Athletic Website: RamblinWreck.com



Boston College

Game 8 • November 1 • Chestnut Hill, MA

Location: Chestnut Hill, MA
Enrollment: 14,500
President: Rev. William P. Leahy, S.J.
Athletic Director: Gene DeFilippo
Nickname: Eagles
Colors: Maroon & Gold
Conference: Atlantic Coast
Home Field (Capacity): Alumni Stadium (44,500)
Head Coach: Jeff Jagodzinski (Wisconsin-Whitewater '85)
Record at Boston College: 11-3 (1 season)
Career Record: 11-3 (1 season)
Weekly Press Conference: Wednesday, 12:00 PM ET
Offensive Coordinator: Steve Logan
Defensive Coordinator: Frank Spaziani
Lettermen Returning/Lost: 40/21
Starters Returning/Lost: 13/11
Series Record: Boston College leads 8-7-2
Football SID: Chris Cameron (cameroch@bc.edu)
SID Office Phone / Fax: (617) 552-3004 / 552-4903
SID Address: 321 Conte Forum; Chestnut Hill, MA 02467
Athletic Website: BCEagles.com



Florida State

Game 9 • November 8 • Tallahassee, FL

Location: Tallahassee, FL
Enrollment: 32,525
President: Dr. T.K. Wetherell
Athletic Director: Randy Spetman
Symbol: Seminoles
Colors: Garnet & Gold
Conference: Atlantic Coast
Home Field (Capacity): Doak S. Campbell Stadium (82,300)
Head Coach: Bobby Bowden (Samford '53)
Record at Florida State: 300-87-4 (32 seasons)
Career Record: 373-119-4 (42 seasons)
Weekly Press Conference: Sunday, 4:00 PM ET
Offensive Coordinator: Jimbo Fisher
Defensive Coordinator: Mickey Andrews
Lettermen Returning/Lost: 38/15
Starters Returning/Lost: 14/10
Series Record: Florida State leads 15-6
Football SID: Elliott Finebloom (efinebloom@fsu.edu)
SID Office Phone / Fax: (850) 644-0615 / 644-3820
SID Address: P.O. Box 2195; Tallahassee, FL 32316
Athletic Website: Seminoles.com



2007 Results (7-6)

at Notre Dame	W	33-3
Samford	W	69-14
Boston College	L	10-24
at Virginia	L	23-28
Clemson	W	13-3
at Maryland	L	26-28
at Miami (FL)	W	17-14
Army	W	34-10
Virginia Tech	L	3-27
at Duke	W	41-24
North Carolina	W	27-25
Georgia	L	17-31
Fresno State	L	28-40

2008 Schedule

8-28	Jacksonville State
9-6	at Boston College
9-13	at Virginia Tech
9-20	Mississippi State
10-4	Duke
10-11	Gardner-Webb
10-18	at Clemson
10-25	Virginia
11-1	Florida State
11-8	at North Carolina
11-20	Miami (FL)
11-29	at Georgia

2007 Results (11-3)

Wake Forest	W	38-28
N.C. State	W	37-17
at Georgia Tech	W	24-10
Army	W	37-17
Massachusetts	W	24-14
Bowling Green	W	55-24
at Notre Dame	W	27-14
at Virginia Tech	W	14-10
Florida State	L	17-27
at Maryland	L	35-42
at Clemson	W	20-17
Miami (FL)	W	28-14
Virginia Tech	L	16-30
Michigan State	W	24-21

2008 Schedule

8-30	Kent State (Cleveland, OH)
9-6	Georgia Tech
9-20	Central Florida
9-27	Rhode Island
10-4	at N.C. State
10-18	Virginia Tech
10-25	at North Carolina
11-1	Clemson
11-8	Notre Dame
11-15	at Florida State
11-22	at Wake Forest
11-29	Maryland

2007 Results (7-6)

at Clemson	L	18-24
UAB	W	34-24
at Colorado	W	16-6
Alabama	W	21-14
N.C. State	W	27-10
at Wake Forest	L	21-24
Miami (FL)	L	29-37
Duke	W	25-6
at Boston College	W	27-17
at Virginia Tech	L	21-40
Maryland	W	24-16
at Florida	L	12-45
Kentucky	L	28-35

2008 Schedule

9-6	Western Carolina
9-13	Chattanooga
9-20	Wake Forest
9-27	Colorado (Jacksonville, FL)
10-4	at Miami (FL)
10-16	at N.C. State
10-25	Virginia Tech
11-1	at Georgia Tech
11-8	Clemson
11-15	Boston College
11-22	at Maryland
11-29	Florida

Duke

Game 10 • November 15 • Clemson, SC

Location: Durham, NC
Enrollment: 6,247
President: Dr. Richard H. Brodhead
Athletic Director: Kevin White
Nickname: Blue Devils
Colors: Royal Blue & White
Conference: Atlantic Coast
Home Field (Capacity): Wallace Wade Stadium (33,941)
Head Coach: David Cutcliffe (Alabama '76)
Record at Duke: 0-0
Career Record: 44-29 (6 seasons)
Weekly Press Conference: Tuesday, 11:45 AM ET
Offensive Coordinators: Kurt Roper, Matt Luke
Defensive Coordinators: Mike MacIntyre, Marion Hobby
Lettermen Returning/Lost: 49/16
Starters Returning/Lost: 19/5
Series Record: Clemson leads 34-16-1
Football SID: Art Chase (chasea@duaa.duke.edu)
SID Office Phone / Fax: (919) 684-2614 / 684-2489
SID Address: 115 Cameron Indoor Stadium; Durham, NC 27708
Athletic Website: GoDuke.com



Virginia

Game 11 • November 22 • Charlottesville, VA

Location: Charlottesville, VA
Enrollment: 20,834
President: John T. Casteen III
Athletic Director: Craig Littlepage
Nickname: Cavaliers
Colors: Orange & Blue
Conference: Atlantic Coast
Home Field (Capacity): Scott Stadium (61,500)
Head Coach: Al Groh (Virginia '67)
Record at Virginia: 51-37 (7 seasons)
Career Record: 77-77 (13 seasons)
Weekly Press Conference: Tuesday, 12:15 PM ET
Offensive Coordinator: Mike Groh
Defensive Coordinator: Bob Pruett
Lettermen Returning/Lost: 30/23
Starters Returning/Lost: 10/14
Series Record: Clemson leads 35-8-1
Football SID: Michael Colley (mediamike@virginia.edu)
SID Office Phone / Fax: (434) 982-5533 / 982-5525
SID Address: P.O. Box 400853; Charlottesville, VA 22903
Athletic Website: VirginiaSports.com



South Carolina

Game 12 • November 29 • Clemson, SC

Location: Columbia, SC
Enrollment: 27,390
President: Dr. Andrew Sorensen
Athletic Director: Eric Hyman
Nickname: Gamecocks
Colors: Garnet & Black
Conference: Southeastern
Home Field (Capacity): Williams-Brice Stadium (80,250)
Head Coach: Steve Spurrier (Florida '67)
Record at South Carolina: 21-16 (3 seasons)
Career Record: 165-56-2 (18 seasons)
Weekly Press Conference: Tuesday, 12:00 PM ET
Offensive Coordinator: Steve Spurrier
Defensive Coordinator: Ellis Johnson
Lettermen Returning/Lost: 53/19
Starters Returning/Lost: 18/6
Series Record: Clemson leads 64-37-4
Football SID: Steve Fink (finksc@gwm.sc.edu)
SID Office Phone / Fax: (803) 777-7987 / 777-2967
SID Address: The Roost, Building B; 1322 Heyward Street; Columbia, SC 29208
Athletic Website: GamecocksOnline.com



2007 Results (1-11)

Connecticut	L	14-45
at Virginia	L	13-24
at Northwestern	W	20-14
at Navy	L	43-46
at Miami (FL)	L	14-24
Wake Forest	L	36-41
Virginia Tech	L	14-43
at Florida State	L	6-25
Clemson	L	10-47
Georgia Tech	L	24-41
at Notre Dame	L	7-28
at North Carolina	L ^(OT)	14-20

2008 Schedule

8-30	James Madison
9-6	Northwestern
9-13	Navy
9-27	Virginia
10-4	at Georgia Tech
10-18	Miami (FL)
10-25	at Vanderbilt
11-1	at Wake Forest
11-8	N.C. State
11-15	at Clemson
11-22	at Virginia Tech
11-29	North Carolina

2007 Results (9-4)

at Wyoming	L	3-23
Duke	W	24-13
at North Carolina	W	22-20
Georgia Tech	W	28-23
Pittsburgh	W	44-14
at Middle Tennessee	W	23-21
Connecticut	W	17-16
at Maryland	W	18-17
at N.C. State	L	24-29
Wake Forest	W	17-16
at Miami (FL)	W	48-0
Virginia Tech	L	21-33
Texas Tech	L	28-31

2008 Schedule

8-30	Southern California
9-6	Richmond
9-13	at Connecticut
9-27	at Duke
10-4	Maryland
10-11	East Carolina
10-18	North Carolina
10-25	at Georgia Tech
11-1	Miami (FL)
11-8	at Wake Forest
11-22	Clemson
11-29	at Virginia Tech

2007 Results (6-6)

Louisiana-Lafayette	W	28-14
at Georgia	W	16-12
S.C. State	W	38-3
at Louisiana State	L	16-28
Mississippi State	W	38-21
Kentucky	W	38-23
at North Carolina	W	21-15
Vanderbilt	L	6-17
at Tennessee	L ^(OT)	24-27
at Arkansas	L	36-48
Florida	L	31-51
Clemson	L	21-23

2008 Schedule

8-28	N.C. State
9-4	at Vanderbilt
9-13	Georgia
9-20	Wofford
9-27	UAB
10-4	at Mississippi
10-11	at Kentucky
10-18	Louisiana State
11-1	Tennessee
11-8	Arkansas
11-15	at Florida
11-29	at Clemson

Against All Competition

Team	Home	Away	Neutral	Total
Alabama	0-2	0-7	3-2	3-11
Appalachian State	4-0			4-0
Army		0-1		0-1
Auburn	5-10-1	4-19	2-4-1	11-33-2
Ball State	2-0			2-0
Baylor			0-1	0-1
Bingham	1-0			1-0
Boston College	2-3-1	4-5-1	1-0	7-8-2
California			0-1	0-1
Camp Hancock	0-1			0-1
Camp Sevier	1-0			1-0
Central Florida	1-0			1-0
Central Michigan	1-0			1-0
Centre	0-1	0-2		0-3
Charlotte "Y"		1-0		1-0
Citadel, The	11-1	13-1	5-3-1	29-5-1
Colorado			1-1	1-1
Cumberland			0-0-1	0-0-1
Davidson	6-1-1	2-0-3	3-4	11-5-4
Duke	18-4-1	14-12	2-0	34-16-1
Duquesne	3-0	1-0		4-0
East Tennessee State	1-0			1-0
Elon	1-0			1-0
Erskine	7-1			7-1
Florida	0-2	1-4-1	2-3	3-9-1
Florida Atlantic	1-0			1-0
Florida State	3-7	3-8		6-15
Fordham		0-0-1		0-0-1
Furman	23-2	18-8-4		41-10-4
George Washington	0-1	2-0-1	1-0	3-1-1
Georgia	9-9-2	7-26-1	1-6-1	17-41-4
Georgia Pre-Flight			0-1	0-1

Georgia Tech	9-5	13-41-2	2-0	24-46-2
Gordon Military	4-0			4-0
Guilford	1-0			1-0
Illinois			1-0	1-0
Jacksonville N.A.S.		0-1		0-1
Kentucky	1-1	2-6	1-1	4-8
Long Beach State	1-0			1-0
Louisiana-Monroe	1-0			1-0
Louisiana State			0-2	0-2
Louisiana Tech	2-0		1-0	3-0
Marshall	0-1			0-1
Maryland	16-12	14-12-2		30-24-2
Maryville	1-0			1-0
Mercer	0-1	2-0	2-2	4-3
Miami (FL)	0-1	2-3	0-1	2-5
Middle Tennessee	1-0			1-0
Minnesota			0-1	0-1
Mississippi		0-1	0-1	0-2
Mississippi State	0-0-1	1-0	0-1	1-1-1
Missouri	1-0	1-1	1-0	3-1
Navy		1-0		1-0
Nebraska			1-0	1-0
Nevada-Las Vegas	1-0			1-0
Newberry	6-0			6-0
North Carolina	17-7	15-10-1	2-1	34-18-1
North Carolina State	20-11	17-15	11-1-1	48-27-1
Notre Dame	0-1	1-0		1-1
Oglethorpe	0-1			0-1
Ohio State			1-0	1-0
Oklahoma		0-2	1-0	1-2
Pacific		0-1		0-1
Penn State			1-0	1-0
Pensacola N.A.S.	1-0			1-0

Pittsburgh			0-1	0-1
Port Royal	1-0			1-0
Presbyterian	31-3-4	1-0		32-3-4
Rhodes		1-0-1		1-0-1
Rice	1-0	3-3		4-3
Riverside	1-0			1-0
Samford	1-0	2-0		3-0
Sewanee			0-1	0-1
South Carolina	15-8-1	49-29-3		64-37-4
Southern California		0-1		0-1
Stanford			1-0	1-0
Syracuse			0-1	0-1
Temple	2-0		1-0	3-0
Tennessee	2-2-1	3-9-1	1-0	6-11-2
Tennessee-Chattanooga	1-0			1-0
Texas A&M	1-1	0-2		1-3
Texas Christian	1-0	0-1	1-0	2-1
Texas Tech			0-1	0-1
Texas-El Paso	1-0			1-0
Tulane	1-1	3-5		4-6
Utah State	1-0			1-0
Vanderbilt		1-3		1-3
Villanova	1-1			1-1
Virginia	19-3-1	15-5	1-0	35-8-1
Virginia Military	1-0		4-5-2	5-5-2
Virginia Tech	8-6-1	7-4	2-2	17-12-1
Wake Forest	33-7	20-9-1	3-0	56-16-1
West Virginia			1-0	1-0
Western Carolina	5-0			5-0
Wofford	6-0	4-3		10-3
Totals	316-118-15	248-260-23	61-48-7	625-426-45

Note: **Bold** denotes 2008 opponent.

Against All Conferences

Atlantic Coast						
Team	G	Won	Lost	Tied	CU Pts	Opp. Pts
Boston College	17	7	8	2	341	306
Duke	51	34	16	1	1232	809
Florida State	21	6	15	0	380	663
Georgia Tech	72	24	46	2	1144	1455
Maryland	56	30	24	2	1090	993
Miami (FL)	7	2	5	0	82	148
North Carolina	53	34	18	1	1074	883
North Carolina State	76	48	27	1	1359	1100
Virginia	44	35	8	1	1135	648
Virginia Tech	30	17	12	1	498	445
Wake Forest	73	56	16	1	1770	993
Totals	500	293	195	12	10,105	8443

Big East						
Team	G	Won	Lost	Tied	CU Pts	Opp. Pts
Pittsburgh	1	0	1	0	3	34
Syracuse	1	0	1	0	0	41
West Virginia	1	1	0	0	27	7
Totals	3	1	2	0	30	82

Big 10						
Team	G	Won	Lost	Tied	CU Pts	Opp. Pts
Illinois	1	1	0	0	30	0
Minnesota	1	0	1	0	13	20
Ohio State	1	1	0	0	17	15
Penn State	1	1	0	0	35	10
Totals	4	3	1	0	95	45

Big 12						
Team	G	Won	Lost	Tied	CU Pts	Opp. Pts
Baylor	1	0	1	0	18	24
Colorado	2	1	1	0	40	37
Missouri	4	3	1	0	144	70
Nebraska	1	1	0	0	22	15
Oklahoma	3	1	2	0	30	89
Texas A&M	4	1	3	0	46	105
Texas Tech	1	0	1	0	15	55
Totals	16	7	9	0	315	395

Conference USA						
Team	G	Won	Lost	Tied	CU Pts	Opp. Pts
Central Florida	1	1	0	0	21	13
Marshall	1	0	1	0	10	13
Rice	7	4	3	0	102	107
Texas-El Paso	1	1	0	0	39	7
Tulane	10	4	6	0	146	175
Totals	20	10	10	0	318	315

Mid-American						
Team	G	Won	Lost	Tied	CU Pts	Opp. Pts
Ball State	2	2	0	0	54	17
Central Michigan	1	1	0	0	70	14
Temple	3	3	0	0	137	23
Totals	6	6	0	0	261	54

Mountain West						
Team	G	Won	Lost	Tied	CU Pts	Opp. Pts
Nevada-Las Vegas	1	1	0	0	24	14
Texas Christian	3	2	1	0	36	21
Totals	4	3	1	0	60	35

Pacific 10						
Team	G	Won	Lost	Tied	CU Pts	Opp. Pts
California	1	0	1	0	13	37
Southern California	1	0	1	0	0	30
Stanford	1	1	0	0	27	21
Totals	3	1	2	0	40	88

Southeastern						
Team	G	Won	Lost	Tied	CU Pts	Opp. Pts
Alabama	14	3	11	0	122	356
Auburn	46	11	33	2	413	911
Florida	13	3	9	1	161	313
Georgia	62	17	41	4	710	1154
Kentucky	12	4	8	0	142	193
Louisiana State	2	0	2	0	7	17
Mississippi	2	0	2	0	7	39
Mississippi State	3	1	1	1	35	31
South Carolina	105	64	37	4	2044	1379
Tennessee	19	6	11	2	154	269
Vanderbilt	4	1	3	0	32	111
Totals	282	110	158	14	3827	4773

Southern						
Team	G	Won	Lost	Tied	CU Pts	Opp. Pts
Appalachian State	4	4	0	0	145	19
Citadel, The	35	29	5	1	654	128
Elon	1	1	0	0	60	0
Furman	55	41	10	4	1282	414
Tennessee-Chattanooga	1	1	0	0	54	3
Western Carolina	5	5	0	0	180	39
Wofford	13	10	3	0	267	77
Totals	114	91	18	5	2642	680

Sun Belt						
Team	G	Won	Lost	Tied	CU Pts	Opp. Pts
Florida Atlantic	1	1	0	0	54	6
Louisiana-Monroe	1	1	0	0	49	26
Middle Tennessee	1	1	0	0	37	14
Totals	3	3	0	0	140	46

Western Athletic						
Team	G	Won	Lost	Tied	CU Pts	Opp. Pts
Louisiana Tech	3	3	0	0	133	37
Utah State	1	1	0	0	35	6
Totals	4	4	0	0	168	43


Other Independent FBS Programs						
Team	G	Won	Lost	Tied	CU Pts	Opp. Pts
Army	1	0	1	0	6	21
Navy	1	1	0	0	15	7
Notre Dame	2	1	1	0	33	31
Totals	4	2	2	0	54	59

Note: **Bold** denotes 2008 opponent.

Tiger History & Records




CHASING HISTORY



CULLEN HARPER
29 PASSING TOUCHDOWNS




CHARLIE WHITEHURST
49 PASSING TOUCHDOWNS



JAMES DAVIS
3,130 RUSHING YARDS



RAYMOND PRIESTER
3,966 RUSHING YARDS



AARON KELLY
165 RECEPTIONS



DERRICK HAMILTON
167 RECEPTIONS



Individual Records

Rushing

Rushes

Game: 36, Jim Shirley vs. N.C. State, 1951; Ray Yauger vs. Wake Forest, 1969; Raymond Priester vs. Maryland, 1997
Season: 257, Raymond Priester, 1996
Career: 805, Raymond Priester, 1994-97

Consecutive Rushes

Game: 12, Raymond Priester vs. Maryland, 1997

Rushing Yards

Game: 263, Raymond Priester vs. Duke, 1995
Season: 1,345, Raymond Priester, 1996
Career: 3,966, Raymond Priester, 1994-97

Rushing Yards Per Game

Season: 112.1, Raymond Priester, 1996 (1,345 in 12 games)
Career: 89.6, Terry Allen, 1987-89 (2,778 in 31 games)

Yards Per Attempt

Game: (Min. 5 Attempts) 30.4, Ken Moore (5-152) vs. The Citadel, 1954
Season: (Min. 200 Yards) 9.9, Derrick Hamilton, 2002 (21-208) (Min. 300 Yards) 7.4, Billy Hair, 1950 (71-525) (Min. 600 Yards) 7.3, C.J. Spiller, 2006 (129-938)
Career: (Min. 1,000 Yards) 5.92 by Jackie Calvert, 1948-50 (194-1149)

100-Yard Games

Season: 7, Kenny Flowers, 1985; Raymond Priester, 1996
Career: 15, Raymond Priester, 1994-97

Consecutive 100-Yard Games

Season: 5, Kenny Flowers, 1985
Career: 5, Raymond Priester (last 4, 1996, first of 1997); 5, Kenny Flowers, 1985
By a QB: 4, Woodrow Dantzler, 2000

100-Yard Games vs. One Opponent

Career: 3, Kenny Flowers vs. Duke, 1983-85

200-Yard Games

Season: 2, Terrence Flagler, 1986
Career: 2, Terrence Flagler, 1982-86; Ray Yauger, 1967-69; Raymond Priester, 1994-97

Rushing Yards in a Series in a Season

Two Games: 387, Terrence Flagler, 1986
Three Games: 520, Woodrow Dantzler, 2000
Four Games: 623, Woodrow Dantzler, 2000
Five Games: 744, Terrence Flagler, 1986
Six Games: 858, Terrence Flagler, 1986

Rushing Yards By a Freshman

Game: 234, Don King vs. Fordham, 1952
Season: 973, Terry Allen, 1987

Rushing Yards By Quarterback

Game: 220, Woodrow Dantzler vs. Virginia, 2000
Season: 1,061, Woodrow Dantzler, 2001
Career: 2,761, Woodrow Dantzler, 1998-01

Rushing Yards By Two Players

Game: 358, Raymond Priester (263) & Nealon Greene (95) vs. Duke, 1995
Season: 2,125, James Davis (1,187) & C.J. Spiller (938), 2006
Career: 5,819, Travis Zachery (3,058) & Woodrow Dantzler (2,761), 1998-01

^o - two backs in the same senior class

Rushing Touchdowns

Game: 5, Stumpy Banks vs. Furman, 1917; Maxcey Welch vs. Newberry, 1930
Season: 17, Lester Brown, 1978; James Davis, 2006
Career: 41, Travis Zachery, 1998-01

All-Purpose Yards

Game: 282, Justin Miller vs. Florida State, 2004 (282 KOR)
Season: 1,883, Derrick Hamilton, 2002 (208 rush, 602 receiving, 377 PR, 696 KOR)
Career: 4,839, Derrick Hamilton, 2001-03

All-Purpose Yards Per Game

Season: 148.5, Tony Horne, 1997 (1,782 in 12 games)
Career: 127.3, Derrick Hamilton, 2001-03 (4,839 in 38 games)

Passing

Passing Attempts

Half: 46, Rodney Williams vs. N.C. State (2nd), 1987
Game: 66, Cullen Harper vs. Virginia Tech, 2007
Season: 465, Charlie Whitehurst, 2003
Career: 1,368, Charlie Whitehurst, 2002-05

Passing Attempts Per Game

Season: 35.8, Charlie Whitehurst, 2003 (465 in 13 games)
Career: 31.1, Charlie Whitehurst, 2002-05 (1,368 in 44 games)

Completions

Game: 38, Cullen Harper vs. Virginia Tech, 2007
Consecutive Games: 58, Cullen Harper, vs. Virginia Tech, Central Michigan, 2007
Three Consecutive Games: 81, Cullen Harper, vs. Wake Forest, Boston College, South Carolina, 2007
Consecutive Games With 20: 6, Charlie Whitehurst, 2003
Season: 288, Charlie Whitehurst, 2003
Career: 817, Charlie Whitehurst, 2002-05

Completions Per Game

Season: 22.2, Charlie Whitehurst, 2003 (288 in 13 games)
Career: 18.6, Charlie Whitehurst, 2002-05 (817 in 44 games)

Consecutive Completions

Game: 15, Cullen Harper vs. Central Michigan, 2007 (last 15)
Season: 17, Nealon Greene, 1997 (last 13 vs. Virginia, first 4 vs. Maryland)

Consecutive Games Completing a Pass

Season: 13, Charlie Whitehurst, 2003; Will Proctor, 2006; Cullen Harper, 2007
Career: 46, Rodney Williams, 1985-88

Completion Percentage

Game: (Min. 9 Att.) 100.0, Steve Fuller vs. The Citadel, 1978 (9-9)
 (Min. 15 Att.) 94.1, Woodrow Dantzler vs. The Citadel, 2000 (16-17)
 (Min. 20 Att.) 90.9, Cullen Harper vs. Central Michigan, 2007 (20-22)
Season: (Min. 100 Att.) 67.4, Charlie Whitehurst, 2005 (229-340)
Career: (Min. 200 Att.) 65.3, Cullen Harper, 2005-07 (297-455)



Passing Yards

Game: 420, Charlie Whitehurst vs. Duke, 2002
Season: 3,561, Charlie Whitehurst, 2003
Career: 9,665, Charlie Whitehurst, 2002-05

Passing Yards Per Game

Season: 273.9, Charlie Whitehurst, 2003
Career: 219.7, Charlie Whitehurst, 2002-05

Passing Yards in Consecutive Games

2 Games: 694, Charlie Whitehurst, 2002
3 Games: 916, Charlie Whitehurst, 2003
4 Games: 1,217, Charlie Whitehurst, 2003
5 Games: 1,486, Charlie Whitehurst, 2003
6 Games: 1,732, Charlie Whitehurst, 2003

Passing Yards Per Completion

Game: (Min. 8 Comp.) 28.0, Tommy Kendrick vs. Virginia, 1971 (9-252)
Season: (Min. 45 Comp.) 21.3, Bobby Gage, 1947 (47-1,002)
Career: (Min. 100 Comp.) 19.9, Bobby Gage, 1945-48 (123-2448)

Passing Yards Per Attempt

Game: (Min. 8 Att.) 22.0, Bobby Gage vs. Furman, 1947 (11-245)
Season: (Min. 75 Att.) 9.19, Bobby Gage, 1947 (115-1002)
Career: (Min. 100 Att.) 8.81, Bobby Gage, 1945-48 (278-2448)

200-Yard Passing Games

Season: 11, Charlie Whitehurst, 2003
Career: 24, Charlie Whitehurst, 2002-05

300-Yard Passing Games

Season: 5, Charlie Whitehurst, 2003
Career: 8, Charlie Whitehurst, 2002-05

Passing Touchdown

Game: 5, Cullen Harper vs. Louisiana-Monroe, 2007; Central Michigan, 2007
Season: 27, Cullen Harper, 2007
Career: 49, Charlie Whitehurst, 2002-05

Passing Touchdowns Per Game

Season: 2.08, Cullen Harper, 2007 (27 in 13 games)
Career: 1.61, Cullen Harper, 2005-07 (29 in 18 games)

Pass Efficiency Rating

Game: (Min. 10 Att.) 310.7, Bobby Gage vs. Furman, 1948 (9-11-245-1-2)
 (Min. 20 Att.) 261.1, Cullen Harper vs. Central Michigan, 2007 (20-22-273-1-5)
Season: (Min. 40 Comp.) 158.3, Willie Jordan, 1975
 (Min. 200 Att.) 141.0, Cullen Harper, 2007
Career: (Min. 300 Att.) 142.0, Cullen Harper, 2005-07

Passes Had Intercepted

Game: 5, Don King vs. Auburn, 1953
Season: 20, Tommy Kendrick, 1969
Career: 46, Charlie Whitehurst, 2002-05

Lowest Interception Percentage

Season: (Min. 75 Att.) 1.06, Nealon Greene, 1994 (1 in 94 attempts)
Career: (Min. 100 Att.) 1.32, Cullen Harper, 2005-07 (6 in 455 attempts)

Consecutive Passes Without Interception

Start of Career: 165, Cullen Harper, 2005-07
Season: 143, Cullen Harper, 2007
Career: 165, Cullen Harper, 2005-07

Games Won as Starting Quarterback

Season: 12, Homer Jordan, 1981
Career: 32, Rodney Williams, 1985-88

Winning Percentage as Starting Quarterback

Season: 100.0, Homer Jordan, 1981 (12-0)
Career: (Min. 15 Games) 81.3, DeChane Cameron, 1988-91 (19-4-1)

Top-25 Wins as Starting Quarterback

Season: 3, Homer Jordan, 1981; Rodney Williams, 1988; Chris Morocco, 1989; Charlie Whitehurst, 2003, 05
Career: 7, Rodney Williams, 1985-88; Charlie Whitehurst, 2002-05

Kenny Flowers had a school-record-tying seven 100-yard rushing games in 1985.

Individual Records



Glenn Smith holds the Clemson record with 18 career touchdown receptions.

Games Started at Quarterback

Career: 44, Rodney Williams, 1985-88

Consecutive Games Started at Quarterback

Career: 37, Charlie Whitehurst, 2002-05

Total Offense

Total Offense Plays

Game: 77, Cullen Harper vs. Virginia Tech, 2007

Season: 557, Charlie Whitehurst, 2003

Career: 1,634, Charlie Whitehurst, 2002-05 (1,368 passes, 266 rushes)

Total Offense Yards

Game: 517, Woodrow Dantzler at N.C. State, 2001

Season: 3,639, Woodrow Dantzler, 2001

Career: 9,763, Charlie Whitehurst, 2002-05

vs. One Team/Career: 1,127, Woodrow Dantzler vs. N.C. State, 1998-01

Total Offense Yards Per Game

Season: 303.3, Woodrow Dantzler, 2001

Career: 225.6, Woodrow Dantzler, 1998-01

Total Offense Yards Per Play

Game: 12.0, Billy Hair vs. Duquesne, 1950 (24 plays, 104 rush, 185 pass for 289 yards)

Season: 8.1, Jackie Calvert, 1950 (157 plays, 714 rush, 557 pass for 1,271 yards)

Career: 6.7, Will Proctor, 2003-06 (414 plays, 133 rush, 2,634 pass for 2,767 yards)

200-Yard Total Offense Games

Season: 11, Charlie Whitehurst, 2003

Career: 25, Woodrow Dantzler, 1998-01

300-Yard Total Offense Games

Season: 7, Woodrow Dantzler, 2001; Charlie Whitehurst, 2003

Career: 13, Woodrow Dantzler, 1998-01

100-Yard Rushing, 300-Yard Total Offense Games

Season: 5, Woodrow Dantzler, 2001

Career: 11, Woodrow Dantzler, 1998-01

Receiving

Receptions

Game: 12, Airese Currie vs. Middle Tennessee, 2003

Season: 88, Aaron Kelly, 2007

Career: 167, Derrick Hamilton, 2001-03

Receiving Yards

Game: 182, Rod Gardner vs. North Carolina, 2000

Season: 1,084, Rod Gardner, 1999

Career: 2,681, Terry Smith, 1990-93

100-Yard Receiving Games

Season: 6, Tony Horne, 1997

Career: 9, Rod Gardner, 1997-00

Consecutive: 3, Charlie Waters, 1969; Tony Horne, 1997; Rod Gardner, 2000

Yards Per Reception

Game: (Min. 5 rec.) 32.6, Jerry Butler vs. Georgia Tech, 1977 (5-163)

Season: (Min. 10 rec.) 32.1, Gary Cooper, 1988 (13-417)
(Min. 20 rec.) 22.6, Glenn Smith, 1950 (22-498)

Career: (Min. 35 rec.) 20.3, Joe Blalock, 1939-41 (38-773)

Receptions Per Game

Season: 6.77 by Aaron Kelly, 2007 (88 in 13 games)

Career: 4.39 by Derrick Hamilton, 2001-03 (167 in 38 games)

Receiving Yards Per Game

Season: 90.3 by Rod Gardner, 1999 (1,084 in 12 games)

Career: 61.8 by Jerry Butler, 1975-78 (2,223 in 36 games)

Receiving Touchdowns

Game: 3, Dreher Gaskin vs. Auburn, 1953; Tony Horne vs. Texas-El Paso, 1997; Rod Gardner vs. North Carolina, 2000

Season: 11, Aaron Kelly, 2007

Career: 18, Glenn Smith, 1949-51

Receptions By a Running Back

Game: 7, Dick Bukowsky vs. Florida State, 1970

Season: 45, Travis Zachery, 2001

Career: 105, Travis Zachery, 1998-01

Receptions By a Tight End

Game: 9, John McMakin vs. Florida State, 1970

Season: 40, John McMakin, 1970

Career: 93, John McMakin, 1969-71

Consecutive Games Catching a Pass

Career: 36, Jerry Butler, 1975-78

Interceptions

Interceptions

Quarter: 3, Brian Dawkins vs. Duke, 1995

Game: 3, Kit Jackson vs. Wake Forest, 1965; Leomont Evans vs. N.C. State, 1995; Brian Dawkins vs. Duke, 1995; Alex Ardley vs. Maryland, 2000

Season: 8, Robert O'Neal, 1989; Justin Miller, 2002

Career: 17, Terry Kinard, 1978-82

Interception Return Yards

Game: 102, Don Kelley vs. Duke, 1970

Season: 156, Don Kelley, 1970

Career: 275, Rex Varn, 1976-79

Average Interception Return Yards

Game: (Min. 2) 50.5, Willie Underwood vs. South Carolina, 1980 (2-101)

Season: (Min. 3) 52.0, Don Kelley, 1970 (3-156)

Career: (Min. 5) 27.5, Rex Varn, 1976-79 (10-275)

Interception Returns for Touchdowns

Game: 1 by many

Season: 3, Arlington Nunn, 1990

Career: 3, Arlington Nunn, 1987-90

Interceptions By a Linebacker

Game: 2, Johnny Rembert vs. Western Carolina, 1982

Season: 6, Johnny Rembert, 1982

Career: 8, Johnny Rembert, 1981,82

Punting

Punts

Game: 13, Marion Butler vs. Wake Forest, 1942; Kevin Laird vs. Florida State, 1998

Season: 81, David Sims, 1979

Career: 224, Cole Chason, 2003-06

Punting Average

Game: (Min. 3 punts) 55.3, Dale Hatcher vs. Kentucky, 1982 (3-166)

Season: (Min. 25 punts) 44.5, Chris Gardocki, 1990 (58-2580)

Career: (Min. 50 punts) 43.5, Chris Gardocki, 1988-90 (151-6566)

Net Punting Average

Game: (Min. 4 punts) 46.7, Dale Hatcher vs. Kentucky, 1981 (6 punts)

Season: (Min. 25 punts) 42.7, Dale Hatcher, 1984 (54 punts)

Career: (Min. 50 punts) 40.7, Dale Hatcher, 1981-84 (191 punts)

Punts of 50 Yards or More

Game: 6, Banks McFadden vs. Tulane, 1939 (12 punts)

Season: 22, Banks McFadden, 1939 (65 punts)

Career: 44, Dale Hatcher, 1981-84 (191 punts)

Punts Inside the 20

Game: 7, Kevin Laird vs. Louisiana State, 1996

Season: 24, David Sims in 1979; Kevin Laird, 1996

Career: 69, Dale Hatcher, 1981-84

Punting Yards

Game: 546, Kevin Laird vs. Virginia Tech, 1998

Season: 3,468, David Sims, 1979

Career: 8,816, Kevin Laird, 1995-98

Punt Returns

Punt Returns

Game: 10, Shad Bryant vs. Furman, 1939

Season: 35, Derrick Hamilton, 2002

Career: 88, Marion Butler, 1941-43,45

Punt Return Yards

Game: 167*, Don Kelley vs. Maryland, 1970 (4 returns)

Season: 487, Shad Bryant, 1938 (27 returns)

Career: 779, Shad Bryant, 1937-39

Average Punt Return

Game: (Min. 2 Ret.) 51.0, Richie Luzzi vs. Georgia, 1968 (2-102)

(Min. 4 Ret.) 41.8*, Don Kelley vs. Maryland, 1970 (4-167)

Season: (Min. 10 Att) 16.9, Bobby Gage, 1948 (12-203)

Career: (Min. 20 Att.) 17.5, Streak Lawton, 1934-36 (26-456)

Return Yards (PR & INT)

Game: 223*, Don Kelley vs. Maryland, 1970

Season: 545, Don Kelley, 1970

Career: 820, Shad Bryant, 1937-39 (779 PR, 41 IR)

Takeaway Return Yards (Fumble & INT)

Game: 102, Don Kelley vs. Duke, 1970

Season: 160, Antwan Edwards, 1998 (104 FR, 56 IR)

Career: 299, Antwan Edwards, 1995-98 (104 FR, 195 IR)

Punt Returns for Touchdown

Game: 1 by many

Season: 2, Shad Bryant, 1938; Don Kelley, 1970; Donnell Woolford, 1987

Career: 2, Shad Bryant, 1937-39; Don Kelley, 1969-71; Donnell Woolford, 1985-88; Justin Miller, 2002-04

Blocked Punts

Quarter: 2, Mitch Belton vs. Maryland (2nd), 1989

Game: 2, Wingo Avery vs. The Citadel, 1954; Mitch Belton vs. Maryland, 1989; Rahim Abdullah vs. Auburn, 1998

Season: 3, Mitch Belton, 1989

Career: 3, Mitch Belton, 1989,90

Blocked Field Goals

Game: 1 by many

Season: 2, Terrance Dixon, 1992

Career: 2 by many

Blocked Kicks (PK & Punts)

Game: 2, Wingo Avery vs. The Citadel, 1954; Mitch Belton vs. Maryland, 1989; Rahim Abdullah vs. Auburn, 1998

Season: 3, Mitch Belton, 1989; Leomont Evans, 1995

Career: 3, Mitch Belton, 1989,90; Leomont Evans, 1992-95; Brian Dawkins, 1992-95

Individual Records

Kickoff Returns

Kickoff Returns

Game: 7, John Shields vs. Alabama, 1969
Season: 32, Derrick Hamilton, 2002
Career: 66, Ray Williams, 1983-86

Kickoff Return Yards

Game: 282^A, Justin Miller vs. Florida State, 2004 (6 returns)
Season: 696, Derrick Hamilton, 2002
Career: 1,552, Derrick Hamilton, 2001-03 (58 returns)

Kickoff Returns for Touchdown

Game: 2, Justin Miller vs. Florida State, 2004
Consecutive Games: 2*, C.J. Spiller vs. Duke, Wake Forest, 2007
Season: 2*, Doug Thomas, 1990; Justin Miller, 2004; C.J. Spiller, 2007
Career: 3, Justin Miller, 2002-04

Average Kickoff Return

Game: (Min. 2 ret.) 71.5, Derrick Hamilton vs. Maryland, 2001 (2-153)
Season: (Min 10 ret.) 35.1, Justin Miller, 2002 (13-456)
Career: (Min. 20 ret.) 30.7*, Justin Miller, 2002-04 (50-1534)

Scoring

Points

Game: 33, Maxcey Welch vs. Newberry, 1930
Season: 114, Mark Buchholz, 2007
Career: 329, Aaron Hunt, 2000-03

Points Per Game

Season: 10.2, Fred Cone, 1950 (92 in 9 games)
Career: 7.3, Chris Gardocki, 1988-90 (261 in 36 games)

Touchdowns

Game: 5, Stumpy Banks vs. Furman, 1917 (all rushing), Maxcey Welch vs. Newberry, 1930 (all rushing)
Season: 18, Travis Zachery, 2000 (13 rushing, 5 receiving)
Career: 50, Travis Zachery, 1998-01 (41 rushing, 9 receiving)

Touchdowns (Run & Pass)

Game: 6*, Woodrow Dantzler vs. N.C. State, 2001
Season: 31, Woodrow Dantzler, 2001
Career: 68, Woodrow Dantzler, 1998-01

Touchdowns of 50 Yards or More

Season: 6, C.J. Spiller, 2006 (4 run, 2 reception)
Career: 10, C.J. Spiller, 2006,07 (5 run, 3 reception, 2 KOR)

Different Ways Scoring a Touchdown

Season: 4, Bobby Gage, 1947 (run, pass, reception, KOR); Ray Mathews, 1948 (run, pass, reception, PR)
Career: 4, Bobby Gage, 1945-48 (run, pass, reception, KOR); Ray Mathews, 1947-50 (run, pass, reception, PR); Chansi Stuckey, 2003-06 (run, pass, reception, PR)

Returns for a Touchdown

Game: 2, Walt Laraway vs. The Citadel, 1954 (1 IR, 1 BPR); Justin Miller vs. Florida State, 2004 (2 KOR)
Season: 3, Don Kelley, 1970 (2 PR, 1 IR); Arlington Nunn, 1990 (3 IR); Justin Miller, 2004 (2 KOR, 1 PR)
Career: 5, Justin Miller, 2002-04 (3 KOR, 2 PR)

Scoring Lateral

Game: 65, Don Willis to Shad Bryant vs. George Washington, 1938

Fumble Return

Scoring: 93, Antwan Edwards vs. Virginia, 1998
Non-Scoring: 83, Tim Childers vs. Western Carolina, 1982

Extra Points Made

Game: 11, W.C. Forsythe vs. Bingham, 1898
Season: 48, Mark Buchholz, 2007
Career: 164, Aaron Hunt, 2000-03

Extra Points Attempted

Game: 11, W.C. Forsythe vs. Bingham, 1898
Season: 50, Jad Dean, 2006
Career: 172, Aaron Hunt, 2000-03

Extra Points Made Without a Miss

Season: 48, Mark Buchholz, 2007
Career: 72, Chris Gardocki, 1988-90

Consecutive Extra Points Made

Career: 72, Chris Gardocki, 1988-90

Field Goals Attempted

Game: 6, Chris Gardocki vs. Georgia Tech, 1990; Nelson Welch vs. N.C. State, 1991; Nelson Welch vs. Maryland, 1992; Jad Dean vs. Texas A&M, 2005; Mark Buchholz vs. N.C. State, 2007
Season: 36, Mark Buchholz, 2007
Career: 102*, Nelson Welch, 1991-94

Field Goals Made

Game: 6, Jad Dean vs. Texas A&M, 2005
Season: 24, Jad Dean, 2005
Career: 72*, Nelson Welch, 1991-94

Field Goal Percentage

Game: 100.0, Jad Dean vs. Texas A&M, 2005 (6-6)
Season: 94.1, Donald Igwebuike, 1984 (16-17)
Career: (min. 20 att.) 82.9, Bob Paulling, 1979,81-83 (34-41)

Kick-Scoring Points

Game: 19, Jad Dean vs. Texas A&M, 2005
Season: 114, Mark Buchholz, 2007
Career: 329, Aaron Hunt, 2000-03

Multiple Field Goal Games

Season: 8, Obed Ariri, 1980; Chris Gardocki, 1989; Jad Dean, 2005
Career: 25, Nelson Welch, 1991-94

Consecutive Field Goals Made

Season: 14, Obed Ariri, 1980

Consecutive Games Kicking A Field Goal

Career: 15, Obed Ariri, 1979,80; Chris Gardocki, 1988,89

Yards on Field Goals

Game: 192, Nelson Welch vs. N.C. State, 1991
Season: 769, Chris Gardocki, 1990
Career: 2,370, Nelson Welch, 1991-94

Average Made Field Goal

Game: (Min. 3 made) 48.7, Mark Buchholz vs. Wake Forest, 2007 (48, 52, 46)
Season: (Min. 10 made) 38.3, Donald Igwebuike, 1984 (16-612)
Career: (Min. 20 made) 38.6, Donald Igwebuike, 1981-84 (32-1237)

Field Goals of 40 Yards or More

Game: 3, Bob Paulling vs. North Carolina, 1982; Nelson Welch vs. N.C. State, 1991; Mark Buchholz vs. Wake Forest, 2007
Season: 10, Chris Gardocki, 1989
Career: 23, Chris Gardocki, 1988-90

Field Goals of 50 Yards or More

Game: 1 by many
Season: 2, Donald Igwebuike, 1984; Chris Gardocki, 1988; Nelson Welch, 1992
Career: 5, Chris Gardocki, 1988-90; Donald Igwebuike, 1981-84

Average Field-Goal Attempt

Game: (Min. 3) 53.3 by Obed Ariri vs. Pittsburgh, 1977 (3-160)
Season: (Min. 10 att.) 45.4 by Obed Ariri, 1977 (20-908)
Career: (Min. 30 Att.) 41.7 by Donald Igwebuike, 1981-84 (43-1792)

Percentage of Field Goals Made of 40 Yards or More

Game: (Min. 3 Made), 100.0 by Bob Paulling vs. North Carolina, 1982 (3-3); by Mark Buchholz vs. Wake Forest, 2007 (3-3)
Season: (Min. 8 Made), 100.0 by Donald Igwebuike, 1984 (8-8) (Min. 10 Made), 81.8 by Nelson Welch, 1992 (9-11)
Career: (Min. 10 Made), 60.9 by Donald Igwebuike, 1981-84 (14-23)

Miscellaneous

Snap By an Offensive Lineman

Season: 923, John McDermott, 1999
Career: 3,097, Kyle Young, 1998-01

Snap By a Quarterback

Season: 943, Charlie Whitehurst, 2003
Career: 2,875, Charlie Whitehurst, 2002-05

Snap By a Running Back

Season: 729, Raymond Priester, 1996
Career: 2,329, Raymond Priester, 1994-97

Snap By a Wide Receiver

Season: 798, Rod Gardner, 1999
Career: 2,168, Terry Smith, 1990-93

Snap By a Defensive Lineman

Season: 679, Jovon Bush, 2001; Bryant McNeal, 2001
Career: 2,101, Khaleed Vaughn, 2000-03

Snap By a Linebacker

Season: 864, Keith Adams, 1999
Career: 2,353, Chad Carson, 1998-01

Snap By a Defensive Back

Season: 881, Charles Hafley, 2001
Career: 2,760, Robert Carswell, 1997-00

* - ACC record; ^ - NCAA record

Mark Buchholz's game-winning field goal at South Carolina in 2007 helped him set the school record for points (114) in a season.



Records By Class



Total Touchdowns

First-Yr Freshman:	12 by C.J. Spiller (2006)
Freshman:	12 by C.J. Spiller (2006)
Sophomore:	17 by James Davis (2006)
Junior:	18 by Travis Zachery (2000)
Senior:	15 by Fred Cone (1950)

Rushing Yards

First-Yr Freshman:	941 by Ronald Williams (1990)
Freshman:	973 by Terry Allen (1987)
Sophomore:	1322 by Raymond Priester (1995)
Junior:	1345 by Raymond Priester (1996)
Senior:	1258 by Terrence Flagler (1986)

Rushing Yards Per Game

First-Yr Freshman:	85.6 by Ronald Williams (1990)
Freshman:	88.5 by Terry Allen (1987)
Sophomore:	110.2 by Raymond Priester (1995)
Junior:	112.1 by Raymond Priester (1996)
Senior:	106.4 by Cliff Austin (1982)

Note: Minimum 75 percent of games played.

Rushing Yards Per Carry

First-Yr Freshman:	7.27 by C.J. Spiller (2006)
Freshman:	7.27 by C.J. Spiller (2006)
Sophomore:	7.39 by Billy Hair (1950)
Junior:	6.17 by Ray Mathews (1949)
Senior:	6.55 by Terrence Flagler (1986)

Note: Minimum 70 attempts.

Passing Yards

First-Yr Freshman:	750 by Patrick Sapp (1992)
Freshman:	1554 by Charlie Whitehurst (2002)
Sophomore:	3561 by Charlie Whitehurst (2003)
Junior:	2991 by Cullen Harper (2007)
Senior:	2578 by Woodrow Dantzler (2001)

Passing Efficiency

First-Yr Freshman:	158.26 by Willie Jordan (1975)
Freshman:	158.26 by Willie Jordan (1975)
Sophomore:	154.63 by Harvey White (1957)
Junior:	145.99 by Mike Eppley (1983)
Senior:	143.09 by Mark Fellers (1974)

Note: Minimum 70 attempts.

Completion Percentage

First-Yr Freshman:	54.7 by Willie Jordan (1975)
Freshman:	57.5 by Charlie Whitehurst (2002)
Sophomore:	61.9 by Charlie Whitehurst (2003)
Junior:	65.1 by Cullen Harper (2007)
Senior:	67.4 by Charlie Whitehurst (2005)

Note: Minimum 70 attempts.

Passing Touchdowns

First-Yr Freshman:	5 by Willie Jordan (1975)
Freshman:	10 by Charlie Whitehurst (2002)
Sophomore:	21 by Charlie Whitehurst (2003)
Junior:	27 by Cullen Harper (2007)
Senior:	21 by Woodrow Dantzler (2001)

Receptions

First-Yr Freshman:	27 by Roscoe Crosby (2001)
Freshman:	53 by Derrick Hamilton (2001)
Sophomore:	52 by Terry Smith (1991)
	52 by Derrick Hamilton (2002)
Junior:	88 by Aaron Kelly (2007)
Senior:	70 by Tony Horne (1997)
	70 by Kevin Youngblood (2003)

Receiving Yards

First-Yr Freshman:	465 by Roscoe Crosby (2001)
Freshman:	684 by Derrick Hamilton (2001)
Sophomore:	829 by Terry Smith (1991)
Junior:	1084 by Rod Gardner (1999)
Senior:	1050 by Rod Gardner (2000)

Yards Per Reception

First-Yr Freshman:	17.8 by Airese Currie (2001)
Freshman:	18.0 by Ray Williams (1983)
Sophomore:	27.1 by Ray Mathews (1948)
Junior:	32.1 by Gary Cooper (1988)
Senior:	30.7 by Whitey Jordan (1957)

Note: Minimum 10 receptions.

Receiving Touchdowns

First-Yr Freshman:	4 by Terrance Roulhac (1983)
	4 by Roscoe Crosby (2001)
Freshman:	4 by Terrance Roulhac (1983)
	4 by Derrick Hamilton (2001)
Sophomore:	8 by Terrance Roulhac (1984)
Junior:	11 by Aaron Kelly (2007)
Senior:	8 by Perry Tuttle (1981)
	8 by Tony Horne (1997)

Total Offense

First-Yr Freshman:	951 by Willie Jordan (1975)
Freshman:	1534 by Charlie Whitehurst (2002)
Sophomore:	3610 by Charlie Whitehurst (2003)
Junior:	2902 by Cullen Harper (2007)
Senior:	3639 by Woodrow Dantzler (2001)

Field Goals

First-Yr Freshman:	19 by Chris Gardocki (1988)
Freshman:	19 by Chris Gardocki (1988)
	19 by Nelson Welch (1991)
Sophomore:	22 by Nelson Welch (1992)
	22 by Chris Gardocki (1989)
Junior:	24 by Jad Dean (2005)
Senior:	23 by Obed Ariri (1980)

Points

First-Yr Freshman:	75 by Aaron Hunt (2000)
Freshman:	88 by Nelson Welch (1991)
Sophomore:	102 by James Davis (2006)
Junior:	114 by Mark Buchholz (2007)
Senior:	92 by Fred Cone (1950)
	92 by Aaron Hunt (2003)

Punt Return Yards

First-Yr Freshman:	362 by Darnell Stephens (1991)
Freshman:	362 by Darnell Stephens (1991)
Sophomore:	377 by Derrick Hamilton (2002)
Junior:	487 by Shad Bryant (1938)
Senior:	332 by Tony Horne (1997)

Punt Return Average

First-Yr Freshman:	12.5 by Darnell Stephens (1991)
Freshman:	12.5 by Darnell Stephens (1991)
Sophomore:	13.8 by Andre Humphrey (1993)
Junior:	18.0 by Shad Bryant (1938)
Senior:	16.9 by Bobby Gage (1948)

Note: Minimum 10 attempts.

Kickoff Return Yards

First-Yr Freshman:	480 by Warren Ratchford (1974)
Freshman:	494 by Ray Williams (1983)
Sophomore:	696 by Derrick Hamilton (2002)
Junior:	661 by Justin Miller (2004)
Senior:	578 by Terrance Roulhac (1986)

Kickoff Return Average

First-Yr Freshman:	35.1 by Justin Miller (2002)
Freshman:	35.1 by Justin Miller (2002)
Sophomore:	29.1 by Joe Henderson (1987)
Junior:	34.5 by Derrick Hamilton (2003)
Senior:	32.1 by Terrance Roulhac (1986)

Note: Minimum 10 attempts.

All-Purpose Yards

First-Yr Freshman:	1415 by C.J. Spiller (2006)
Freshman:	1415 by C.J. Spiller (2006)
Sophomore:	1883 by Derrick Hamilton (2002)
Junior:	1735 by Derrick Hamilton (2003)
Senior:	1782 by Tony Horne (1997)

Tackles

First-Yr Freshman:	150 by Anthony Simmons (1995)
Freshman:	150 by Anthony Simmons (1995)
Sophomore:	186 by Keith Adams (1999)
Junior:	170 by Bubba Brown (1978)
Senior:	175 by Jeff Davis (1981)

Sacks

First-Yr Freshman:	4 by William Perry (1981)
	4 by Ricky Sapp (2006)
Freshman:	7 by Michael Dean Perry (1984)
	7 by Chester McGlockton (1989)
Sophomore:	16 by Keith Adams (1999)
Junior:	9.5 by Gaines Adams (2005)
Senior:	12.5 by Gaines Adams (2006)

Tackles For Loss

First-Yr Freshman:	11 by Anthony Simmons (1995)
Freshman:	15 by Michael Dean Perry (1984)
Sophomore:	35 by Keith Adams (1999)
Junior:	27 by Leroy Hill (2003)
Senior:	27 by William Perry (1984)
	27 by Rob Bodine (1991)

Interceptions

First-Yr Freshman:	8 by Robert O'Neal (1989)
	8 by Justin Miller (2002)
Freshman:	8 by Robert O'Neal (1989)
	8 by Justin Miller (2002)
Sophomore:	6 by Fred Knoebel (1950)
Junior:	7 by Fred Knoebel (1951)
Senior:	6 by Terry Kinard (1982)
	6 by Johnny Rembert (1982)
	6 by Brian Dawkins (1995)
	6 by Brian Mance (2002)

Pass Breakups

First-Yr Freshman:	9 by Robert O'Neal (1989)
	9 by Justin Miller (2002)
Freshman:	10 by Alex Ardley (1998)
Sophomore:	13 by James Lott (1987)
	13 by Justin Miller (2003)
Junior:	21 by Tye Hill (2004)
Senior:	17 by Dextra Polite (1999)

Passes Defended

First-Yr Freshman:	17 by Robert O'Neal (1989)
	17 by Justin Miller (2002)
Freshman:	17 by Robert O'Neal (1989)
	17 by Justin Miller (2002)
Sophomore:	17 by James Lott (1987)
Junior:	21 by Tye Hill (2004)
Senior:	21 by Dextra Polite (1999)

Note: Interceptions + PBUs.

Interception Returns Yards

First-Yr Freshman:	96 by Robert O'Neal (1989)
Freshman:	96 by Robert O'Neal (1989)
Sophomore:	109 by Rex Varn (1977)
Junior:	156 by Don Kelley (1970)
Senior:	128 by Johnny Rembert (1982)

Punting Average

First-Yr Freshman:	43.4 by Dale Hatcher (1981)
Freshman:	43.4 by Dale Hatcher (1981)
Sophomore:	43.0 by Chris Gardocki (1989)
Junior:	44.5 by Chris Gardocki (1990)
Senior:	43.7 by Dale Hatcher (1984)

Saps

Freshman:	738 by Glenn Rountree (1994)
Sophomore:	943 by Charlie Whitehurst (2003)
Junior:	942 by Cullen Harper (2007)
Senior:	901 by Gary Byrd (2002)

Offensive Team Records

Total Offense

Total Offense Yards

Game: 756 vs. Wake Forest, 1981
Season: 5,467, 2003
Per Game: 436.8, 2000 (5242 in 12 games)
400-yard Games: 9, 2003
500-yard Games: 4, 2001

Total Plays

Game: 98 vs. Maryland, 1992 (55 pass, 43 rush)
Season: 963, 2007
Per Game: 78.8, 1978 (946 in 12 games)

Yards Per Play

Game: 10.66 vs. Presbyterian, 1945 (56-597)
Season: 6.50, 2006 (822-5342)

Fewest Turnovers

Game: 0 vs. many
Season: 8, 1940
Per Game: 0.89, 1940 (8 in 9 games)

Turnover Margin

Game: +7 vs. Duke, 1968; vs. Georgia, 1981
Season: +23, 1989 (15-38 in 12 games)
Per Game: +2.11, 1940 (+19 in 9 games)

Rushing

Rushes

Game: 78 vs. Duke, 1979
Season: 741, 1978
Per Game: 61.8, 1978 (741 in 12 games)

Rushing Yards

Game: 615 vs. Georgia Tech, 1903
536 vs. Wake Forest, 1981
Season: 3,469, 1978
Per Game: 289.1, 1978 (3,469 in 12 games)
200-Yard Games: 11, 1978, 86
300-Yard Games: 5, 1978

Rushing Yards Per Attempt

Game: 10.3 vs. Presbyterian, 1965 (50-516)
Season: 5.72, 2006 (495-2832)

Passing

Most Attempts

Game: 67 vs. Virginia Tech, 2007
Season: 490, 2003
Per Game: 37.7, 2003 (490 in 13 games)

Fewest Attempts

Game: 0 vs. South Carolina, 1956
Season: 65, 1938
Per Game: 7.22, 1938 (65 in 9 games)

Most Completions

Game: 38 vs. Virginia Tech, 2007
Season: 300, 2003
Per Game: 23.4, 2007 (281 in 12 games)

Fewest Completions

Game: 0 vs. many (last vs. Virginia Tech, 1956)
Season: 21, 1944
Per Game: 2.33, 1944 (21 in 9 games)

Yards Per Attempt

Game (min 15): 18.2 vs. Duke, 1963 (20-364)
Season: 9.8, 1950 (126-1233)

Yards Per Completion

Game (min 10): 25.5 vs. Furman, 1947 (11-280)
Season: 23.3, 1950 (53-1233)

Lowest Interception Percentage

Game: 0.00 vs. Duke, 2002 (54 attempts)
Season: 1.32, 2007 (6-455)
Per Game: 0.33, 1988 (4 in 12 games)

Most Passing Yards

Game: 420 vs. Duke, 2002
Season: 3,687, 2003
Per Game: 283.6, 2003 (3,687 in 13 games)
200-Yard Games: 11, 2003
300-Yard Games: 6, 2003

Fewest Passing Yards

Game: 0 vs. many, last vs. Virginia Tech, 1956
Season: 346*, 1956
Per Game: 31.45*, 1956 (346 in 11 games)

Completion Percentage

Game (min 15 att): 88.2 vs. The Citadel, 1978 (15-17)
Game (min 20 att): 85.2 vs. N.C. State, 2001 (23-27);
Central Michigan, 2007 (23-27)
Season: 65.8, 2005 (248-377)

Passing Efficiency

Game (min 15 att): 262.9 vs. Furman, 2007 (18-22-317-0-4)
Season: 148.2, 1950 (53-126-1233-8-14)

Passes Had Intercepted

Game: 7 vs. South Carolina, 1945
Season: 24, 1969
Per Game: 2.40, 1969 (24 in 10 games)

Scoring

Touchdowns

Game: 12 vs. Wake Forest, 1981
Season: 55, 2000, 2006
Per Game: 4.8, 1950 (48 in 10 games)

Touchdowns Rushing

Game: 11 vs. Presbyterian, 1948
Season: 39, 1978
Per Game: 3.5, 1950 (35 in 10 games)

Touchdowns Passing

Game: 6 vs. Central Michigan, 2007
Season: 30, 2007
Per Game: 2.31, 2007 (30 in 13 games)

Touchdowns By Return

Game: 3 vs. Georgia, 1914 (3 PR)
2 vs. Wake Forest, 1940 (2 IR); The Citadel,
1954 (1 IR, 1 BPR); Maryland, 1970 (1 PR,
1 IR); Georgia Tech, 1987 (1 PR, 1 KOR);
Long Beach State, 1990 (1 KOR, 1 IR);
South Carolina, 1997 (1 PR, 1 IR); Florida
State, 2004 (2 KOR); Florida Atlantic,
2006 (1 PR, 1 FR); Louisiana Tech, 2006
(1 KOR, 1 IR)
Season: 7, 1990 (4 INT, 2 KOR, 1 FR)
Per Game: 0.58, 1990 (7 in 12 games)

Touchdowns By Punt Returns

Game: 3 vs. Georgia, 1914
Season: 3, 1914 (modern mark - 2 in 1938, 48, 54, 70, 87)
Per Game: 0.22, 1938 (2 in 9 games)

Touchdowns By Kickoff Returns

Game: 2 vs. Florida State, 2004
Season: 2, 1990, 2004, 2007
Per Game: 0.18, 2004 (2 in 11 games)

Touchdowns By Interception Returns

Game: 2 vs. Wake Forest, 1940
Season: 4, 1990
Per Game: 0.33, 1940 (3 in 9 games); 1990 (4 in 12 games)

Touchdowns By Fumble Returns

Game: 1 vs. many
Season: 2, 1996, 1998, 2006

Points

Game: 122 vs. Guilford, 1901
Season: 430, 2007
Per Game: 37.0, 1900 (222 in 6 games)
Modern Record: 34.7, 2000 (416 in 12 games)

Field Goals

Game: 6 vs. Texas A&M, 2005
Season: 24, 2005
Per Game: 2.09, 1980 (23 in 11 games)

Field Goal Attempts

Game: 6 vs. Georgia, 1983; N.C. State, 1991;
Maryland, 1992; Texas A&M, 2005; N.C.
State, 2007
Season: 36, 2007
Per Game: 2.77, 2007 (36 in 13 games)

Field Goal Percentage

Game: 100.0 vs. Texas A&M, 2005 (6-6)
Season: 94.4, 1984 (17-18)

Extra Points Made

Game: 10 vs. Presbyterian 1945; Wake Forest,
1981; Central Michigan, 2007
Season: 51, 2000

Extra Points Attempted

Game: 12 vs. Wake Forest, 1981
Season: 55, 2000

Extra Point Percentage

Game: 100.0 vs. many
Season: 100.0, 2007 (50-50)

Special Teams

Punts

Game: 18 vs. Furman, 1932
Season: 91, 1939
Per Game: 10.0, 1945 (90 in 9 games)

Punting Yards

Game: 546 vs. Virginia Tech, 1998
Season: 3,731, 1939
Per Game: 373.1, 1939 (3,731 in 10 games)

Punting Average

Game (min. 3): 56.6* vs Wake Forest, 1986 (3-170)
Season: 44.0, 1984 (56-2463)

Punt Returns

Game: 11 vs. George Washington, 1941; Georgia
Tech*, 1987
Season: 53, 1945, 1987
Per Game: 5.77, 1941 (52 in 9 games)

Punt Return Yards

Game: 227* vs. Georgia Tech, 1987
Season: 720, 1987
Per Game: 64.8, 1938 (584 in 9 games)

Punt Return Average

Game (min 3 ret): 41.8* vs. Maryland, 1970 (4-167)
Season: 17.1, 1948 (37-634)

Kickoff Returns

Game: 10 vs. Georgia Tech, 1944
Season: 57, 1970, 1946
Per Game: 6.33, 1946 (57 in 9 games)

Kickoff Return Yards

Game: 286 vs. Florida State, 2004
Season: 1,187, 1970
Per Game: 107.9, 1970 (1,187 in 11 games)

Kickoff Return Average

Game (min. 3 KOR): 55.7 vs. Duke, 2007 (3-167)
Season: 27.7, 2003 (29-803)

Offensive Team Records



Miscellaneous

Penalties

Game: 20 vs. N.C. State, 2001
Season: 104, 1987, 2000
Per Game: 8.67, 1987, 2000 (104 in 12 games)

Penalty Yards

Game: 181 vs. N.C. State, 2001
Season: 962, 2000
Per Game: 80.2, 2000

Time of Possession

Game: 42:58 vs. North Carolina, 1992
Season: 410:57, 1989 (12 games)
Per Game: 34:15, 1989 (410:57 in 12 games)

Most Fumbles

Game: 14 vs. Presbyterian, 1953
Season: 49, 1963
Per Game: 4.9, 1963 (49 in 10 games)

Fewest Fumbles

Game: 0 vs. many teams
Season: 13, 1938
Per Game: 1.44, 1938 (13 in 9 games)

Most Fumbles Lost

Game: 5 vs. many teams
Season: 26, 1963, 1975
Per Game: 2.6, 1963 (26 in 10 games)

Fewest Fumbles Lost

Game: 0 vs. many teams
Season: 2*, 1994
Per Game: 0.18*, 1994 (2 in 11 games)

Third-Down Conversion Percentage

Game: 100.0 vs. Wake Forest, 1981 (12-12)
Season: 51.6, 1978 (99-192)

First Downs

Game: 35 vs. Wake Forest, 1981; Central Michigan, 2007
Season: 303, 2003
Per Game: 23.5, 2001 (282 in 12 games)

First Downs Rushing

Game: 27 vs. Presbyterian, 1957; Wake Forest, 1981
Season: 192, 1978
Per Game: 16.0, 1978 (192 in 12 games)

First Downs Passing

Game: 19 vs. Duke, 2002; Virginia Tech, 2007
Season: 156, 2003
Per Game: 12.6, 2007 (151 in 12 games)

* - ACC record; Note: Bowden-coached teams in bold.

Defensive Team Records

Total Defense

Total Plays

Game: 29 vs. Furman, 1939
Season: 462, 1943
Per Game: 52.0, 1940 (468 in 9 games)

Total Offense

Game: -12 vs. Furman, 1948
Season: 1,575, 1939
Per Game: 157.5, 1939 (1,575 in 10 games)

Total Offense Per Play

Game: -0.34 vs. Furman, 1948
Season: 3.03, 1939

Rushing

Rushing Yards

Game: -29 vs. Furman, 1996
Season: 733, 1991
Per Game: 61.1, 1991 (733 in 12 games)

Rushing Yards Per Attempt

Game: -1.48 vs. Furman, 1941
Season: 1.82, 1991 (402-733)

Rushing Attempts

Game: 14 vs. Presbyterian, 1941
Season: 334, 1941
Per Game: 33.4, 1941 (334 in 10 games)

Passing

Passing Attempts

Game: 0 vs. many
Season: 105, 1938
Per Game: 10.9, 1939 (109 in 10 games)

Completions

Game: 0 vs. many (last vs. Rice, 1959)
Season: 32, 1939
Per Game: 3.2, 1939 (32 in 10 games)

Passing Yards

Game: 0 vs. many (last vs. Rice, 1959)
Season: 449, 1939

Completion Percentage

Game: 0.0 vs. Rice, 1959 (0-13)
Season: 29.4, 1939

Interceptions

Game: 6 vs. South Carolina, 1971; N.C. State, 1995
Season: 25, 1951
Per Game: 2.50, 1951 (25 in 10 games)

Interception Return Yards

Game: 143 vs. Maryland, 1970
Season: 361, 1951
Per Game: 36.1, 1951 (361 in 10 games)

Special Teams

Kickoff Return Yards

Game: 0 vs. many
Season: 346, 1976

Kickoff Return Yards Per Attempt

Game: 0.0 vs. many
Season: 14.7, 1952

Punt Return Yards

Game: -4 vs. Furman, 2007; Central Michigan, 2007
Season: 63, 1957

Punt Return Yards Per Attempt

Game: -4.0 vs. Furman, 2007; Central Michigan, 2007
Season: 2.7, 1977 (24-65)

Blocked Punts

Game: 3 vs. Auburn, 1998
Season: 5, 1944

Blocked Kicks

Game: 3 vs. Georgia, 1995; Auburn, 1998
Season: 8, 1995

Scoring

Points

Game: 0 vs. many
Season: 45, 1939
Per Game: 4.5, 1939 (45 in 10 games)

Shutouts

Season: 7, 1928
Consecutive: 6, 1928; 4, 1906, 1909, 1959*

Touchdowns

Game: 0 vs. many
Season: 6, 1939
Per Game: 0.6, 1939 (6 in 10 games)

Rushing Touchdowns

Game: 0 vs. many
Season: 5, 1938, 1939, 1979, 1981
Per Game: 0.42, 1979, 1981 (5 in 12 games)

Passing Touchdowns

Game: 0 vs. many
Season: 0, 1951

Miscellaneous

Sacks

Game: 12 vs. Furman, 1996
Season: 47, 1999 (326 yards)
Per Game: 4.18, 1992 (46 in 11 games)

Pass Breakups

Game: 18 vs. The Citadel, 1986
Season: 96, 1989
Per Game: 8.0, 1989 (96 in 12 games)

Recovered Fumbles

Game: 6 vs. Duke, 1965
Season: 21, 1956
Per Game: 1.91, 1956 (21 in 11 games)

Fumble Returns

Game: 1 vs. many
Season: 6, 1996, 2006

Fumble Return Yards

Game: 93 vs. Virginia, 1998
Season: 125, 2006

First Downs

Game: 0 vs. The Citadel, 1948
Season: 80, 1939
Per Game: 8.0, 1939 (80 in 10 games)

Tackles For Loss

Game: 19 vs. N.C. State, 1987
Season: 119, 1991
Per Game: 10.2, 2004 (112 in 11 games)

Turnovers

Game: 9 vs. Georgia, 1981
Season: 41, 1981
Per Game: 3.42, 1981 (41 in 12 games)

* - ACC record; Note: Bowden-coached teams in bold.

Single-Game Team Bests

Highest Rushing Games By Clemson

Yds	Site - Opponent (Score CU-Opp.)	Date
615	a - Georgia Tech (73-0)	10-17-1903
536	h - Wake Forest (82-24)	10-31-1981
516	h - Presbyterian (76-0)	9-22-1945
448	h - Furman (41-0)	11-6-1948
440	h - Tennessee-Chattanooga (54-3)	10-3-1992
439	h - Presbyterian (66-0)	9-21-1957
436	h - Presbyterian (55-0)	9-23-1950
436	h - Wake Forest (55-7)	9-16-2000
434	a - Furman (40-20)	11-26-1955
433	h - South Carolina (39-21)	11-23-1974
433	h - Duke (34-17)	11-11-1995

Highest Rushing Games By Opponent

Yds	Site - Opponent (Score CU-Opp.)	Date
478	a - Tulane (20-36)	11-18-1944
475	a - Oklahoma (3-52)	9-30-1972
458	a - South Carolina (20-56)	11-22-1975
444	a - Wake Forest (20-36)	10-17-1970
437	a - Alabama (0-56)	9-20-1975
434	a - Texas A&M (0-24)	9-14-1974
409	h - N.C. State (7-45)	10-25-1975
406	a - Maryland (23-41)	11-17-1984

Highest Rushing Games By Both Teams

Yds	Teams & Yards	Site - (Score CU-Opp.)	Date
707	CU 397, South Carolina 310	h - (41-23)	11-25-1978
697	CU 433, South Carolina 264	h - (39-21)	11-23-1974
690	CU 232, South Carolina 458	a - (20-56)	11-22-1975
671	CU 283, N.C. State 388	a - (21-38)	10-23-1976
653	CU 390, North Carolina 263	h - (43-32)	11-9-1974
635	CU 160, Oklahoma 475	a - (3-52)	9-30-1972
633	CU 398, Presbyterian 235	h - (69-7)	9-17-1949
629	CU 300, North Carolina 329	h - (23-27)	11-6-1976
624	CU 536, Wake Forest 88	h - (82-24)	10-31-1981

Lowest Rushing Games By Clemson

Yds	Site - Opponent (Score CU-Opp.)	Date
-15	a - Boston College (7-14)	10-10-1942
-1	a - Boston College (22-32)	9-26-1947
3	a - North Carolina (0-24)	11-6-1993
6	h - Wake Forest (14-16)	10-4-1947
8	a - South Carolina (6-33)	10-21-1943
8	h - Virginia Tech (23-41)	10-6-2007
10	a - Maryland (7-21)	10-4-2003
17	a - Virginia Tech (11-31)	9-23-1999
19	a - Auburn (0-51)	10-11-1969
21	h - N.C. State (12-29)	9-10-1994

Lowest Rushing Games By Opponent

Yds	Site - Opponent (Score CU-Opp.)	Date
-29	h - Furman (19-3)	9-7-1996
-21	a - Furman (34-6)	11-22-1941
-20	h - Utah State (35-6)	10-16-2004
-17	h - Furman (41-0)	11-6-1948
-16	h - Long Beach State (59-0)	9-1-1990
-14	h - Kentucky (24-6)	10-2-1982
-11	a - Furman (14-3)	11-25-1939
-9	h - Auburn (34-18)	11-22-1947
-6	a - North Carolina (35-3)	11-4-1989
-3	h - Furman (27-6)	9-3-1994

Lowest Rushing Games By Both Teams

Yds	Teams & Yards	Site - (Score CU-Opp.)	Date
72	CU 41, Florida State 31	h - (28-35)	9-20-1997
107	CU 47, Boston College 60	h - (17-20)	11-17-2007
119	CU 46, South Carolina 73	a - (8-13)	10-21-1954
119	CU 36, Maryland 83	h - (10-7)	10-23-2004
121	CU 56, Virginia Military 65	N1 - (0-0)	9-26-1942
129	CU 67, Baylor 62	N2 - (18-24)	12-31-1979
130	CU 69, Georgia Tech 61	a - (0-27)	9-28-1963
132	CU 111, N.C. State 21	h - (39-46)	10-31-1998
132	CU 41, Texas Tech 91	N3 - (15-55)	12-23-2002
144	CU 10, Maryland 134	a - (7-21)	10-4-2003

N1 - Lynchburg, VA; N2 - Atlanta, GA (Peach Bowl); N3 - Orlando, FL (Tangerine Bowl)

Highest Passing Games By Clemson

Yds	(C-A)	Site - Opponent (Score CU-Opp.)	Date
420	(34-52)	a - Duke (34-31)	11-2-2002
372	(38-67)	h - Virginia Tech (23-41)	10-6-2007
364	(13-20)	a - Duke (30-35)	10-19-1963
359	(22-33)	h - Temple (37-7)	10-22-2005
350	(21-39)	h - Wake Forest (19-29)	9-26-1998
344	(28-43)	h - Duke (40-7)	11-15-2003
343	(24-32)	h - Virginia (33-14)	9-11-1999
343	(35-57)	a - Wake Forest (17-45)	11-1-2003
343	(25-40)	a - Boston College (33-34^^)	9-9-2006
342	(23-48)	a - North Carolina (13-17)	11-6-1965

Highest Passing Games By Opponent

Yds	(C-A)	Site - Opponent (Score CU-Opp.)	Date
521	(27-43)	a - Florida State (7-54)	11-4-2000
464	(39-52)	N4 - Texas Tech (15-55)	12-23-2002
454	(35-57)	h - Georgia Tech (28-31)	10-28-2000
442	(29-37)	a - Florida State (0-57)	9-11-1993
418	(27-41)	a - Maryland (23-53)	11-14-1992
401	(29-59)	N3 - Louisiana Tech (49-24)	12-31-2001
395	(30-54)	a - N.C. State (43-22)	9-30-1995
387	(23-37)	N1 - Pittsburgh (3-34)	12-30-1977
385	(23-48)	N2 - Duke (33-21)	11-30-1991
384	(31-56)	N5 - Tennessee (27-14)	1-2-2004

N1 - Jacksonville, FL (Gator Bowl); N2 - Tokyo, Japan; N3 - Boise, ID (Humanitarian Bowl); N4 - Orlando, FL (Tangerine Bowl); N5 - Atlanta, GA (Peach Bowl)

Highest Passing Games By Both Teams

Yds	Teams & Yards	Site - (Score CU-Opp.)	Date
783	CU 319, Texas Tech 464	N2 - (15-55)	12-23-2002
730	CU 420, Duke 310	a - (34-31)	11-2-2002
703	CU 329, N.C. State 374	h - (39-46)	10-31-1998
691	CU 273, Maryland 418	a - (23-53)	11-14-1992
688	CU 167, Florida State 521	a - (7-54)	11-7-2000
678	CU 359, Temple 319	h - (37-7)	10-22-2005
676	CU 275, Louisiana Tech 401	N1 - (49-24)	12-31-2001
669	CU 227, Florida State 442	a - (0-57)	9-11-1993
664	CU 333, N.C. State 331	a - (45-37)	10-13-2001
661	CU 207, Georgia Tech 454	h - (28-31)	10-28-2000

N1 - Boise, ID (Humanitarian Bowl); N2 - Orlando, FL (Tangerine Bowl)

Lowest Passing Games By Clemson

Yds	(C-A)	Site - Opponent (Score CU-Opp.)	Date
-1	(1-6)	a - Maryland (6-6)	11-10-1956
0	(0-3)	N1 - George Washington (27-0)	11-5-1938
0	(0-4)	h - Presbyterian (32-13)	9-19-1942
0	(0-2)	a - South Carolina (6-33)	10-21-1943
0	(0-2)	a - South Carolina (20-13)	10-19-1944
0	(0-8)	a - South Carolina (0-6)	10-23-1952
0	(0-6)	a - Fordham (12-12)	11-8-1952
0	(0-5)	h - Presbyterian (33-7)	9-19-1953
0	(0-0)	a - South Carolina (7-0)	10-25-1956
0	(0-2)	h - Virginia Tech (21-6)	11-3-1956

N1 - Greenville, SC

Lowest Passing Games By Opponent

Yds	(C-A)	Site - Opponent (Score CU-Opp.)	Date
0	(0-10)	h - Presbyterian (26-0)	9-17-1938
0	(0-0)	a - Wake Forest (7-0)	10-28-1938
0	(0-7)	a - George Washington (19-0)	10-31-1941
0	(0-4)	a - Miami (FL) (6-7)	11-2-1945
0	(0-7)	a - The Citadel (20-0)	12-4-1948
0	(0-2)	h - Presbyterian (69-7)	9-17-1949
0	(0-9)	a - South Carolina (14-14)	10-19-1950
0	(1-9)	a - Virginia (20-7)	9-24-1955
0	(0-13)	a - Rice (19-0)	10-31-1959

Lowest Passing Games By Both Teams

Yds	Teams & Yards	Site - (Score CU-Opp.)	Date
4	CU 4, George Washington 0	a - (19-0)	10-31-1941
11	CU -1, Maryland 12	a - (6-6)	11-10-1956
27	CU 0, South Carolina 27	a - (20-13)	10-19-1944
33	CU 27, Furman 6	a - (14-3)	11-25-1939
33	CU 12, Presbyterian 21	h - (34-0)	9-25-1944
34	CU 34, Rice 0	a - (19-0)	10-31-1959
39	CU 10, Tulane 29	a - (0-13)	11-2-1940
39	CU 39, Virginia 0	a - (20-7)	9-24-1955
40	CU 0, Virginia Tech 40	h - (21-6)	11-3-1956
42	CU 39, George Washington 3	h - (0-7)	11-7-1942

Most Passing Attempts By Clemson

Att.	Com.	Site - Opponent (Score CU-Opp.)	Date
67	38	h - Virginia Tech (23-41)	10-6-2007
57	35	a - Wake Forest (17-45)	11-1-2003
56	25	N1 - Mississippi State (7-17)	12-30-1999
56	25	N2 - Texas Tech (15-55)	12-23-2002
55	25	a - Maryland (23-53)	11-14-1992
55	31	h - Miami (FL) (30-36^^^)	9-17-2005
54	21	h - N.C. State (28-30)	10-24-1987
52	34	a - Duke (34-31)	11-2-2002
48	25	a - Florida State (13-38)	11-7-1970
46	14	h - North Carolina (3-38)	10-20-2001

N1 - Atlanta, GA (Peach Bowl); N2 - Orlando, FL (Tangerine Bowl)

Most Passing Attempts By Opponent

Att.	Com.	Site - Opponent (Score CU-Opp.)	Date
59	29	N1 - Louisiana Tech (49-24)	12-31-2001
58	24	h - The Citadel (24-0)	10-4-1986
57	35	h - Georgia Tech (28-31)	10-28-2000
57	24	h - Duke (59-31)	12-1-2001
56	28	a - Wake Forest (35-33)	11-1-1980
56	30	h - N.C. State (30-10)	10-21-1989
56	31	N3 - Tennessee (27-14)	1-2-2004
54	30	a - N.C. State (43-22)	9-30-1995
53	34	a - Duke (38-31)	10-15-1983
52	39	N2 - Texas Tech (15-55)	12-23-2002
52	27	h - Florida State (26-10)	11-8-2003

N1 - Boise, ID (Humanitarian Bowl); N2 - Orlando, FL (Tangerine Bowl); N3 - Atlanta, GA (Peach Bowl)

Most Completions By Clemson

Co.	Att.	Site - Opponent (Score CU-Opp.)	Date
38	67	h - Virginia Tech (23-41)	10-6-2007
35	57	a - Wake Forest (17-45)	11-1-2003
34	52	a - Duke (34-31)	11-2-2002
31	55	h - Miami (FL) (30-36^^^)	9-17-2005
28	44	a - Virginia Tech (11-31)	9-23-1999
28	45	h - Virginia (30-27^)	10-11-2003
28	45	h - Duke (40-7)	11-15-2003
28	42	a - Wake Forest (27-31)	10-1-2005
28	39	a - South Carolina (23-21)	11-24-2007
27	38	h - N.C. State (39-46)	10-31-1998
27	42	h - Marshall (10-13)	9-4-1999
27	39	h - South Carolina (27-20)	11-23-2002
27	36	h - Wake Forest (44-10)	11-10-2007

Most Completions By Opponent

Co.	Att.	Site - Opponent (Score CU-Opp.)	Date
39	52	N1 - Texas Tech (15-55)	12-23-2002
35	57	h - Georgia Tech (28-31)	10-28-2000
34	53	a - Duke (38-31)	10-15-1983
33	48	h - Virginia (30-27^)	10-11-2003
31	47	a - Rice (10-29)	9-23-1972
31	56	N2 - Tennessee (27-14)	1-2-2004
31	47	h - Boston College (17-20)	11-17-2007

Alton Cumbie and the Tigers rushed for 516 yards in their 76-0 victory over Presbyterian on September 22, 1945. It is the third-highest rushing total in Clemson history.

Single-Game Team Bests



30	49	a - Virginia (31-17)	10-11-1986
30	56	h - N.C. State (30-10)	10-21-1989
30	54	a - N.C. State (43-22)	9-30-1995
30	45	a - South Carolina (38-17)	11-18-1995
N1 - Orlando, FL (Tangerine Bowl); N2 - Atlanta, GA (Peach Bowl)			

Highest Completion Percentage By Clemson

Pct.	C-A	Site - Opponent (Score CU-Opp.)	Date
88.2	(15-17)	h - The Citadel (58-3)	9-16-1978
86.7	(13-15)	a - South Carolina (41-24)	11-23-1991
85.2	(23-27)	h - Central Michigan (70-14)	10-20-2007
85.1	(23-27)	a - N.C. State (45-37)	10-13-2001
82.1	(23-28)	h - Middle Tennessee (37-14)	9-13-2003
81.8	(18-22)	a - Maryland (28-24)	9-10-2005
81.8	(18-22)	h - Furman (38-10)	9-15-2007
80.0	(12-15)	a - Duke (21-15)	10-18-1975
80.0	(12-15)	a - South Carolina (47-21)	11-22-1997
80.0	(12-15)	h - Furman (33-0)	9-5-1998

Note: Minimum 15 attempts.

Highest Completion Percentage By Opponent

Pct.	C-A	Site - Opponent (Score CU-Opp.)	Date
84.6	(22-26)	a - N.C. State (24-17)	10-20-1990
80.0	(20-25)	a - Wake Forest (27-31)	10-1-2005
79.2	(19-24)	a - Wake Forest (27-17)	10-7-2006
78.4	(29-37)	a - Florida State (0-57)	9-11-1993
77.8	(14-18)	h - North Carolina (3-38)	10-20-2001
77.3	(17-22)	h - N.C. State (12-29)	9-10-1994
75.0	(18-24)	a - Georgia Tech (21-29)	10-29-1973
75.0	(39-52)	N1 - Texas Tech (15-55)	12-23-2002
73.3	(22-30)	a - Georgia Tech (42-45)	11-13-1999
73.1	(19-26)	h - Maryland (21-24)	9-30-1961

N1 - Orlando, FL (Tangerine Bowl); Note: Minimum 15 attempts.

Highest Pass Efficiency Games By Clemson

Eff.	Opponent	Site	Date	C-A-Yds-I-TD
262.9	Furman	h	9-15-2007	18-22-317-0-4
249.1	Central Michigan	h	10-20-2007	23-27-315-1-6
241.1	North Carolina	a	11-9-2002	12-20-274-0-4
237.7	N.C. State	a	10-13-2001	23-27-333-0-4
235.4	Virginia	h	10-8-1983	12-19-199-0-2
235.0	Virginia	h	9-24-1966	13-21-315-0-3
233.9	South Carolina	a	11-22-1997	12-15-157-0-3
232.4	Maryland	h	11-12-1983	11-16-194-0-3
228.7	The Citadel	h	9-16-1978	15-17-245-0-1
224.7	South Carolina	a	11-23-1991	13-15-231-1-1

Note: Minimum 15 attempts.

Most Plays By Clemson

PL	R	P	Site - Opponent (Score CU-Opp.)	Date
98	43	55	a - Maryland (23-53)	11-14-1992
96	77	19	a - Wake Forest (56-3)	11-4-1978
95	65	30	h - N.C. State (34-27)	10-7-2000
93	63	30	a - Furman (56-3)	11-28-1959
92	69	23	h - North Carolina (40-7)	11-7-1992
91	46	45	h - Virginia (30-27^)	10-11-2003
90	70	20	h - Furman (28-0)	9-19-1964
90	63	27	a - Georgia (16-20)	9-20-1980
90	34	56	N1 - Mississippi State (7-17)	12-30-1999
90	23	67	h - Virginia Tech (23-41)	10-6-2007

N1 - Atlanta, GA (Peach Bowl)

Most Plays By Opponent

PL	R	P	Site - Opponent (Score CU-Opp.)	Date
99	62	37	h - South Carolina (3-7)	11-23-1968
97	74	23	h - North Carolina (7-42)	11-14-1970
97	40	57	h - Georgia Tech (28-31)	10-28-2000
96	58	38	h - Duke (10-21)	10-24-1970
93	57	36	a - Boston College (16-31)	9-10-1983
91	55	36	a - Georgia (13-31)	9-28-1968
91	82	9	a - North Carolina (15-32)	11-15-1969
91	41	50	h - Florida State (14-17)	10-23-1999

Highest Total Offense Games By Clemson

Yds	Rush,Pass	Site - Opponent (Score CU-Opp.)	Date
756	536,220	h - Wake Forest (82-24)	10-31-1981
656	341,315	h - Central Michigan (70-14)	10-20-2007
623	436,187	h - Wake Forest (55-7)	9-16-2000
615	615,0	a - Georgia Tech (73-0)	10-17-1903

608	328,280	h - Duke (59-31)	12-1-2001
608	340,268	a - N.C. State (42-20)	9-22-2007
606	440,166	h - Tennessee-Chattanooga (54-3)	10-3-1992
597	516,81	h - Presbyterian (76-0)	9-22-1945
567	322,245	h - The Citadel (58-3)	9-16-1978
567	234,333	a - N.C. State (45-37)	10-13-2001

Highest Total Offense Games By Opponent

Yds	Rush,Pass	Site - Opponent (Score CU-Opp.)	Date
771	250,521	a - Florida State (7-54)	11-4-2000
634	192,442	a - Florida State (0-57)	9-11-1993
616	458,158	a - South Carolina (20-56)	11-22-1975
577	406,171	N1 - Maryland (23-41)	11-17-1984
573	155,418	a - Maryland (23-53)	11-14-1992
566	179,387	N2 - Pittsburgh (3-34)	12-30-1977
557	188,369	h - Florida State (27-41)	11-3-2001
555	91,464	N3 - Texas Tech (15-55)	12-23-2002
551	364,187	a - Tennessee (28-29)	10-26-1974
550	96,454	h - Georgia Tech (28-31)	10-28-2000

N1 - Baltimore, MD; N2 - Jacksonville, FL (Gator Bowl); N3 - Orlando, FL (Tangerine Bowl)

Highest Total Offense Games By Both Teams

Yds	Teams & Yards	Site - (Score CU-Opp.)	Date
1107	CU 756, Wake Forest 351	h - (82-24)	10-31-1981
1033	CU 262, Florida State 771	a - (7-54)	11-4-2000
1023	CU 528, North Carolina 495	h - (36-28)	10-25-2003
1022	CU 514, Duke 508	a - (38-31)	10-15-1983
1020	CU 463, Florida State 557	h - (27-41)	11-3-2001
1009	CU 393, South Carolina 616	a - (20-56)	11-22-1975
1002	CU 608, Duke 394	h - (59-31)	12-1-2001
998	CU 548, Louisiana Tech 450	N1 - (49-24)	12-31-2001
997	CU 492, Duke 505	h - (29-22)	10-19-1968
978	CU 583, North Carolina 395	h - (54-32)	11-9-1974

N1 - Boise, ID (Humanitarian Bowl)

Lowest Total Offense Games By Clemson

Yds	Rush,Pass	Site - Opponent (Score CU-Opp.)	Date
8	8,0	a - South Carolina (6-33)	10-21-1943
51	48,3	a - N.C. State (0-18)	10-11-1947
63	53,10	a - Tulane (0-13)	11-2-1940
85	-15,100	a - Boston College (7-14)	10-10-1942
90	68,22	a - Maryland (0-34)	11-14-1964
91	50,41	a - North Carolina (0-45)	8-31-1996
94	19,75	a - Auburn (0-51)	10-11-1969
102	65,37	a - Georgia Tech (0-27)	9-28-1963
102	31,71	h - Virginia Tech (0-37)	9-12-1998

Lowest Total Offense Games By Opponent

Yds	Rush,Pass	Site - Opponent (Score CU-Opp.)	Date
-12	-17,5	h - Furman (41-0)	11-6-1948
-5	-11,6	a - Furman (14-3)	11-25-1939
29	29,0	a - The Citadel (20-0)	12-4-1948
35	-21,56	a - Furman (34-6)	11-22-1941
41	20,21	a - Virginia (35-0)	10-26-1963
57	57,0	h - Presbyterian (26-0)	9-17-1938
57	-16,73	h - Long Beach State (59-0)	9-1-1990
58	31,27	h - Furman (30-0)	9-2-1989
60	23,37	a - Virginia Tech (22-10)	9-12-1987
61	54,7	h - Virginia (31-0)	10-8-1977

Most Yards Per Play By Clemson

Y/P	P-Y	Site - Opponent (Score CU-Opp.)	Date
11.2	55-615	a - Georgia Tech (73-0)	10-17-1903
10.7	56-597	h - Presbyterian (76-0)	9-22-1945
10.4	51-531	h - Presbyterian (42-0)	9-20-1947
9.6	58-559	N1 - Temple (63-9)	10-12-2006
9.1	58-526	h - Louisiana Tech (51-0)	9-30-2006
8.9	69-527	h - Presbyterian (53-13)	9-20-1952
8.7	87-756	h - Wake Forest (82-24)	10-31-1981
8.5	71-606	h - Tennessee-Chattanooga (54-3)	10-3-1992

N1 - Charlotte, NC

Most Turnovers By Clemson

TO	Site - Opponent	CU-Opp. (Fum.,Int.)	Date
10	a - Florida	13-54 (4,6)	10-11-1952
9	h - Auburn	19-45 (4,5)	11-21-1953
8	a - South Carolina	0-0 (1,7)	10-25-1945
8	h - Wake Forest	36-0 (5,3)	11-2-1963
8	a - North Carolina	15-32 (3,5)	11-15-1969
8	h - Tulane	13-17 (5,3)	9-13-1975

7	a - Georgia Tech	0-27 (4,3)	9-28-1963
7	a - Georgia	23-26 (3,4)	9-22-1984
7	a - Kentucky	7-26 (4,3)	10-5-1985
7	h - Wake Forest	19-29 (3,4)	9-26-1998

Most Turnovers By Clemson in a Clemson Victory

TO	Site - Opponent	CU-Opp. (Fum.,Int.)	Date
8	h - Wake Forest	36-0 (5,3)	11-2-1963
5	h - Virginia	40-35 (5,0)	9-24-1966
5	h - Wake Forest	16-14 (5,0)	10-11-1975
5	h - Virginia Tech	38-7 (3,2)	10-7-1978
5	h - N.C. State	17-7 (2,3)	10-24-1981
5	h - W. Carolina	21-10 (4,1)	9-25-1982
5	a - Virginia Tech	20-17 (5,0)	9-14-1985

Most Turnovers Forced By Clemson

TO	Site - Opponent	CU-Opp. (Fum.,Int.)	Date
9	h - Georgia	13-3 (4,5)	9-19-1981
8	h - Presbyterian	53-0 (4,4)	9-25-1948
8	h - Duke	39-22 (6,2)	10-19-1968
8	a - Georgia Tech	7-28 (5,3)	10-3-1970
7	h - Virginia Tech	35-0 (3,4)	11-10-1945
7	a - Fordham	12-12 (5,2)	11-8-1952
7	a - Furman	56-33 (3,4)	11-28-1959
7	a - Texas Christian	10-14 (2,5)	10-24-1964
7	h - Virginia Tech	38-7 (4,3)	10-7-1978
7	h - Duke	28-8 (3,4)	10-21-1978
7	a - Tulane	13-5 (3,4)	9-12-1981
7	a - Virginia	6-9 (3,4)	9-17-1994
7	a - N.C. State	43-22 (1,6)	9-30-1995

Most Interception Return Yards By Clemson

Yds (Int.)	Site - Opponent (Score CU-Opp.)	Date
143 (4)	a - Maryland (24-11)	10-31-1970
132 (3)	a - Virginia Tech (27-7)	9-16-1989
131 (4)	h - Western Carolina (21-10)	9-25-1982
124 (6)	a - N.C. State (43-22)	9-30-1995
122 (4)	h - Virginia Tech (35-0)	11-10-1945
110 (3)	h - Wake Forest (33-31)	11-21-1959
109 (4)	h - Florida State (20-24)	9-12-1992
107 (4)	a - Wake Forest (28-7)	9-24-1960
104 (3)	h - South Carolina (28-19)	11-21-1998

Most Interception Return Yards By Opponent

Yds (Int.)	Site - Opponent (Score CU-Opp.)	Date
166 (6)	h - Auburn (19-45)	11-21-1953
159 (4)	h - Duke (17-34)	10-18-1980
116 (3)	a - Georgia (16-20)	9-20-1980
108 (2)	a - N.C. State (35-34)	10-27-1984
85 (1)	a - Wake Forest (17-45)	11-1-2003
83 (3)	h - Maryland (21-6)	11-11-1963
77 (5)	h - Duke (0-16)	10-20-1962
73 (3)	h - Maryland (0-19)	9-15-1979
72 (4)	h - North Carolina (7-42)	11-14-1970

Most Punt Return Yards By Clemson

Yds (PR)	Site - Opponent (Score CU-Opp.)	Date
227 (11)	h - Georgia Tech (33-12)	9-26-1987
172 (9)	h - Western Carolina (43-0)	9-5-1987
169 (7)	h - Maryland (40-7)	11-16-1991
167 (4)	h - Maryland (24-11)	10-31-1970
155 (8)	a - Wake Forest (24-7)	10-6-1962
140 (4)	h - Duquesne (42-0)	11-20-1948
136 (11)	a - George Washington (19-0)	10-31-1941
134 (8)	h - Presbyterian (53-6)	9-22-1951
130 (5)	h - Georgia Tech (28-31)	10-28-2000
125 (6)	h - Presbyterian (33-0)	9-18-1954

Most Punt Return Yards By Opponent

Yds (PR)	Site - Opponent (Score CU-Opp.)	Date
150 (5)	h - Florida State (28-35)	9-20-1997
147 (7)	a - Auburn (7-28)	11-29-1941
133 (7)	a - Wake Forest (6-19)	10-31-1942
129 (10)	h - Virginia Tech (0-37)	9-12-1998
126 (7)	a - Georgia Tech (0-51)	9-30-1944
126 (4)	h - Virginia Tech (23-41)	10-6-2007
124 (5)	N1 - California (13-37)	1-2-1992
116 (8)	a - Tennessee (7-26)	10-28-1944
116 (6)	a - Georgia (7-19)	10-10-1964
113 (3)	a - South Carolina (0-20)	10-25-1951

N1 - Orlando, FL (Citrus Bowl)



Single-Game Team Bests

Most Kickoff Return Yards By Clemson

Yds (KOR)	Site - Opponent (Score CU-Opp.)	Date
286 (7)	a - Florida State (22-41)	9-25-2004
219 (6)	a - Maryland (20-37)	11-10-2001
188 (9)	a - Tulane (13-54)	11-9-1946
174 (4)	a - Georgia Tech (9-31)	10-7-1972
171 (9)	a - Florida State (0-57)	9-11-1993
167 (3)	a - Duke (47-10)	11-3-2007
165 (7)	a - Wake Forest (20-36)	10-17-1970
165 (5)	h - Maryland (12-30)	11-16-2002
162 (7)	N1 - Texas Tech (15-55)	12-23-2002
160 (7)	h - Alabama (13-38)	10-25-1969
N1 - Orlando, FL (Tangerine Bowl)		

Most Kickoff Return Yards By Opponent

Yds (KOR)	Site - Opponent (Score CU-Opp.)	Date
265 (11)	h - Central Michigan (70-14)	10-20-2007
240 (9)	N1 - Temple (63-9)	10-12-2006
231 (7)	h - Duke (49-17)	10-15-1988
220 (7)	a - N.C. State (42-20)	9-22-2007
214 (6)	a - Virginia Tech (27-7)	9-16-1989
216 (10)	a - Wake Forest (51-6)	11-4-1978
213 (5)	a - Boston College (33-34^^)	9-9-2006
207 (12)	h - Presbyterian (66-0)	9-21-1957
205 (5)	h - Furman (27-6)	9-3-1994
194 (8)	h - Wake Forest (55-7)	9-16-2000
N1 - Charlotte, NC		

Most Sacks By Clemson Defense

Sacks (Yds)	Site - Opponent (Score CU-Opp.)	Date
12 (70)	h - Furman (19-3)	9-7-1996
11 (84)	h - Utah State (35-6)	10-16-2004
10 (64)	h - Maryland (0-19)	9-15-1979
10 (59)	h - Duke (21-6)	10-17-1992
9 (47)	a - N.C. State (35-34)	10-27-1984
9 (58)	a - Wake Forest (24-6)	10-27-1990
8 (55)	h - N.C. State (39-10)	10-26-1985
8 (66)	h - Maryland (35-3)	11-2-1996
8 (56)	h - Duke (58-7)	11-6-1999
8 (55)	a - Duke (52-22)	9-30-2000

Most Tackles For Loss By Clemson Defense

TFL (Yds)	Site - Opponent (Score CU-Opp.)	Date
19 (77)	h - N.C. State (28-30)	10-24-1987
17 (66)	h - Duke (21-6)	10-17-1992
17 (68)	a - Miami (FL) (24-17)	10-6-2004
16 (89)	a - Virginia Tech (22-10)	9-12-1987
15 (51)	h - Maryland (40-7)	11-16-1991
15 (75)	h - Furman (19-3)	9-7-1996
15 (80)	h - Maryland (35-3)	11-2-1996
15 (91)	h - Utah State (35-6)	10-16-2004

Most Pass Breakups By Clemson Defense

PBU	Site - Opponent (Score CU-Opp.)	Date
18	h - The Citadel (24-0)	10-4-1986
15	a - Duke (17-21)	9-30-1989
14	a - Virginia Tech (20-17)	9-14-1985
14	h - Duke (35-3)	10-18-1986
14	h - Virginia (34-20)	10-7-1989

Most Caused Fumbles By Clemson Defense

CF	Site - Opponent (Score CU-Opp.)	Date
5	h - Central Florida (21-13)	9-1-2001
4	h - Maryland (0-19)	9-15-1979
4	a - Georgia (31-28)	9-20-1986
4	h - The Citadel (24-0)	10-4-1986
4	h - Long Beach State (59-0)	9-1-1990
4	h - Appalachian State (48-0)	9-22-1990
4	N1 - Duke (33-21)	11-30-1991
4	a - Virginia (6-9)	9-17-1994
4	h - Virginia (33-14)	9-11-1999
4	a - Wake Forest (27-17)	10-7-2006
N1 - Tokyo, Japan		

Most Interceptions By Clemson Defense

Int. (Yds)	Site - Opponent (Score CU-Opp.)	Date
6 (82)	a - South Carolina (17-7)	11-27-1971
6 (124)	a - N.C. State (43-22)	9-30-1995
5 (51)	a - South Carolina (21-13)	10-24-1940
5 (21)	a - Texas Christian (10-14)	10-24-1964
5 (87)	h - Virginia (29-3)	10-31-1964

5 (28)	a - South Carolina (3-7)	11-23-1968
5 (29)	h - Virginia (37-21)	10-21-1972
5 (47)	h - Georgia (13-3)	9-19-1981
5 (22)	a - Georgia (23-26)	9-22-1984
5 (27)	a - Duke (17-21)	9-30-1989
5 (52)	h - North Carolina (17-10)	11-4-1995
5 (84)	h - N.C. State (26-20)	10-30-2004

Victory Margin By Clemson

Margin	CU-Opp.	Site - Opponent	Date
+122	122-0	h - Guilford	10-5-1901
+94	94-0	a - Furman	9-25-1915
+76	76-0	h - Presbyterian	9-22-1945
+75	75-0	h - Newberry	10-17-1930
+73	73-0	a - Georgia Tech	10-17-1903
+68	68-0	h - Newberry	9-21-1929
+66	66-0	h - Presbyterian	9-21-1957
+65	65-0	h - Camp Sevier	9-27-1918
+64	64-0	h - Davidson	9-19-1900
+62	69-7	h - Presbyterian	9-17-1949
+60	67-7	h - Furman	11-23-1918
+60	60-0	h - Elon	9-27-1924
+59	59-0	a - Samford	10-5-1912
+59	59-0	h - The Citadel	11-27-1954
+59	59-0	h - Long Beach State	9-1-1990
+58	82-24	h - Wake Forest	10-31-1981
+57	57-0	a - Furman	10-22-1914
+57	57-0	h - Newberry	10-7-1922
+56	70-14	h - Central Michigan	10-20-2007
+55	55-0	h - Bingham	10-20-1898
+55	57-2	h - Furman	11-18-1950
+55	58-3	h - The Citadel	9-16-1978
+55	55-0	a - Virginia	9-8-1984
+54	54-0	h - Presbyterian	9-23-1950
+54	63-9	N1 - Temple	10-12-2006
+53	53-0	h - Erskine	9-27-1919
+53	53-0	h - Presbyterian	11-25-1948
+53	56-3	a - Furman	11-28-1959
+53	62-9	h - Missouri	9-9-2000
+52	52-0	a - Mercer	11-17-1913
+52	52-0	h - Erskine	11-18-1922
+52	52-0	h - Erskine	10-19-1928
+51	51-0	a - South Carolina	11-1-1900
+51	58-7	h - Duke	11-6-1999
+51	51-0	h - Louisiana Tech	9-30-2006
N1 - Charlotte, NC			

Victory Margin By Opponent

Margin	CU-Opp.	Site - Opponent	Date
+67	7-74	N1 - Alabama	11-14-1931
+57	0-57	a - Florida State	9-11-1993
+56	0-56	a - Auburn	10-19-1912
+56	0-56	a - Alabama	9-20-1975
+55	0-55	a - Georgia	11-25-1920
+53	13-66	h - Camp Hancock	11-9-1918
+51	0-51	a - Georgia Tech	9-30-1944
+51	0-51	a - Auburn	10-11-1969
+49	3-52	a - Oklahoma	9-30-1972
N1 - Montgomery, AL			

Road/Neutral Victory Margin By Clemson

Margin	CU-Opp.	Site - Opponent	Date
+94	94-0	a - Furman	9-25-1915
+73	73-0	a - Georgia Tech	10-17-1903
+59	59-0	a - Samford	10-5-1912
+57	57-0	a - Furman	10-22-1914
+55	55-0	a - Virginia	9-8-1984
+54	63-9	N1 - Temple	10-12-2006
+53	56-3	a - Furman	11-28-1959
+52	52-0	a - Mercer	11-17-1913
+51	51-0	a - South Carolina	11-1-1900
+48	48-0	a - Virginia	10-9-1982
N1 - Charlotte, NC			

Road/Neutral Victory Margin By Opponent

Margin	CU-Opp.	Site - Opponent	Date
+67	7-74	a - Alabama	11-14-1931
+57	0-57	a - Florida State	9-11-1993
+56	0-56	a - Auburn	10-19-1912
+56	0-56	a - Alabama	9-20-1975
+55	0-55	a - Georgia	11-25-1920

+51	0-51	a - Georgia Tech	9-30-1944
+51	0-51	a - Auburn	10-11-1969

Opponent Victory Margin at Clemson

Margin	CU-Opp.	Opponent	Date
+53	13-66	Camp Hancock	11-9-1918
+44	6-50	Virginia Tech	11-1-1924
+44	0-44	Auburn	10-10-1970
+42	0-42	Florida	11-7-1925
+41	0-41	Georgia	9-18-1976
+38	7-45	N.C. State	10-25-1975
+37	0-37	Virginia Tech	9-12-1998
+36	7-43	Florida State	11-1-1975
+35	7-42	North Carolina	11-14-1970
+35	3-38	North Carolina	10-20-2001

Opponent Victory Margin at Death Valley

Margin	CU-Opp.	Opponent	Date
+44	0-44	Auburn	10-10-1970
+41	0-41	Georgia	9-18-1976
+38	7-45	N.C. State	10-25-1975
+37	0-37	Virginia Tech	9-12-1998
+36	7-43	Florida State	11-1-1975
+35	7-42	North Carolina	11-14-1970
+35	3-38	North Carolina	10-20-2001

Home Game Victory Margin By Clemson

Margin	CU-Opp.	Opponent	Date
+122	122-0	Guilford	10-5-1901
+76	76-0	Presbyterian	11-22-1945
+75	75-0	Newberry	10-17-1930
+68	68-0	Newberry	9-21-1929
+66	66-0	Presbyterian	11-21-1957
+65	65-0	Camp Sevier	9-27-1918
+64	64-0	Davidson	10-19-1900
+62	69-7	Presbyterian	9-17-1949
+60	67-7	Furman	11-23-1918
+60	60-0	Elon	9-27-1924

Victory Margin at Death Valley By Clemson

Margin	CU-Opp.	Opponent	Date
+76	76-0	Presbyterian	11-22-1945
+66	66-0	Presbyterian	11-21-1957
+62	69-7	Presbyterian	9-17-1949
+59	59-0	The Citadel	11-27-1954
+59	59-0	Long Beach State	9-1-1990
+58	82-24	Wake Forest	10-31-1981
+56	70-14	Central Michigan	10-20-2007
+55	57-2	Furman	11-18-1950
+55	58-3	The Citadel	9-16-1978
+54	54-0	Presbyterian	9-23-1950
+53	53-0	Presbyterian	11-25-1948
+53	62-9	Missouri	9-9-2000

ACC Game Victory Margin By Clemson

Margin	CU-Opp.	Site - Opponent	Date
+58	82-24	h - Wake Forest	10-31-1981
+55	55-0	a - Virginia	9-8-1984
+51	58-7	h - Duke	11-6-1999
+48	48-0	a - Virginia	10-9-1982
+48	55-7	h - Wake Forest	9-16-2000
+47	47-0	a - Virginia	9-26-1959
+45	51-6	a - Wake Forest	11-4-1978
+45	52-7	h - North Carolina	9-23-2006
+40	40-0	h - Maryland	11-1-1969

ACC Game Victory Margin By Opponent

Margin	CU-Opp.	Site - Opponent	Date
+57	0-57	a - Florida State	9-11-1993
+48	0-48	a - Florida State	10-17-1998
+47	7-54	a - Florida State	11-4-2000
+45	0-45	a - North Carolina	8-31-1996
+38	7-45	h - N.C. State	10-25-1975
+35	3-38	h - North Carolina	10-20-2001

Most Points By Clemson

Pts	CU-Opp.	Site - Opponent	Date
122	122-0	h - Guilford	10-5-1901
94	94-0	a - Furman	9-25-1915
82	82-24	h - Wake Forest	10-31-1981
76	76-0	h - Presbyterian	11-22-1945

Single-Game Team Bests



75	75-0	h - Newberry	10-17-1930
73	73-0	a - Georgia Tech	10-17-1903
70	70-14	h - Central Michigan	10-20-2007
69	69-7	h - Presbyterian	9-17-1949
68	68-0	h - Newberry	9-21-1929
67	67-7	h - Furman	11-23-1918
66	66-0	h - Presbyterian	11-21-1957
65	65-0	h - Camp Sevier	9-27-1918
64	64-0	h - Davidson	10-19-1900
63	63-17	a - South Carolina	11-22-2003
63	63-9	N1 - Temple	10-12-2006
62	62-9	h - Missouri	9-9-2000
60	60-0	h - Elon	9-27-1924
59	59-0	a - Samford	10-5-1912
59	59-0	h - The Citadel	11-27-1954
59	59-0	h - Long Beach State	9-1-1990
59	59-31	h - Duke	12-1-2001
58	58-3	h - The Citadel	9-16-1978
58	58-7	h - Duke	11-6-1999
57	57-0	a - Furman	10-22-1914
57	57-0	h - Newberry	10-7-1922
57	57-12	h - Virginia Military	11-11-1944
57	57-2	h - Furman	11-18-1950
56	56-3	a - Furman	11-28-1959
55	55-0	h - Bingham	10-20-1898
55	55-7	N2 - Florida	11-17-1917
55	55-0	a - Virginia	9-8-1984
55	55-9	h - Western Carolina	9-2-1995
55	55-7	h - Wake Forest	9-16-2000
54	54-0	h - Presbyterian	9-23-1950
54	54-32	h - North Carolina	11-9-1974
54	54-21	h - Duke	10-20-1984
54	54-6	h - Florida Atlantic	9-2-2006
53	53-0	h - Erskine	9-27-1919
53	53-0	h - Presbyterian	11-25-1948
53	53-20	h - Duquesne	11-4-1950
53	53-6	h - Presbyterian	11-22-1951
53	53-13	h - Presbyterian	11-20-1952
52	52-14	h - The Citadel	10-26-1912
52	52-0	a - Mercer	11-17-1913
52	52-0	h - Erskine	11-18-1922
52	52-0	h - Erskine	10-19-1928
52	52-27	h - Maryland	11-12-1983
52	52-22	a - Duke	9-30-2000
52	52-7	h - North Carolina	9-23-2006
51	51-0	a - South Carolina	11-1-1900
51	51-0	h - Louisiana Tech	9-30-2006

N1 - Charlotte, NC; N2 - Jacksonville, FL

Most Points By Opponent

Pts	CU-Opp.	Site - Opponent	Date
74	7-74	N1 - Alabama	11-14-1931
66	13-66	h - Camp Hancock	11-9-1918
57	0-57	a - Florida State	9-11-1993
56	0-56	a - Auburn	10-14-1921
56	0-56	a - Alabama	9-20-1975
56	20-56	a - South Carolina	11-22-1975
55	0-55	a - Georgia	11-25-1920
55	15-55	N2 - Texas Tech	12-23-2002
54	7-54	a - Florida State	11-4-2000
54	13-54	a - Tulane	11-9-1946
54	13-54	a - Florida	10-11-1952
53	23-53	a - Maryland	11-14-1992
52	3-52	a - Oklahoma	9-30-1972
51	0-51	a - Georgia Tech	9-30-1944
51	0-51	a - Auburn	10-11-1969
50	6-50	h - Virginia Tech	11-1-1924

N1 - Montgomery, AL; N2 - Orlando, FL (Tangerine Bowl)

Most Points By Both Teams

Points	CU-Opp.	Site - Opponent	Date
122	122-0	h - Guilford	10-5-1901
106	82-24	h - Wake Forest	10-31-1981
94	94-0	a - Furman	9-25-1915
91	47-44	a - Georgia Tech^(OT)	9-29-2001
90	59-31	h - Duke	12-1-2001
87	42-45	a - Georgia Tech	11-13-1999
86	54-32	h - North Carolina	11-9-1974
85	39-46	h - N.C. State	10-31-1998
84	70-14	h - Central Michigan	10-20-2007
82	45-37	a - N.C. State	10-13-2001

Most Points in Road/Neutral Game By Clemson

Pts	CU-Opp.	Site - Opponent	Date
94	94-0	a - Furman	9-25-1915
73	73-0	a - Georgia Tech	10-17-1903
63	63-17	a - South Carolina	11-22-2003
63	63-9	N1 - Temple	10-12-2006
59	59-0	a - Samford	10-5-1912
57	57-0	a - Furman	10-22-1914
56	56-3	a - Furman	11-28-1959
55	55-7	N2 - Florida	11-17-1917
55	55-0	a - Virginia	9-8-1984
52	52-0	a - Mercer	11-17-1913
52	52-22	a - Duke	9-30-2000

N1 - Charlotte, NC; N2 - Jacksonville, FL

Most Points in Road/Neutral Game By Opponent

Pts	CU-Opp.	Site - Opponent	Date
74	7-74	N1 - Alabama	11-14-1931
57	0-57	a - Florida State	9-11-1993
56	0-56	a - Auburn	10-14-1921
56	0-56	a - Alabama	9-20-1975
56	20-56	a - South Carolina	11-22-1975
55	0-55	a - Georgia	11-25-1920
55	15-55	N2 - Texas Tech	12-23-2002
54	13-54	a - Tulane	11-9-1946
54	13-54	a - Florida	10-11-1952
54	7-54	a - Florida State	11-4-2000

N1 - Montgomery, AL; N2 - Orlando, FL (Tangerine Bowl)

Most Points in ACC Game By Clemson

Pts	CU-Opp.	Site - Opponent	Date
82	82-24	h - Wake Forest	10-31-1981
59	59-31	h - Duke	12-1-2001
58	58-7	h - Duke	11-6-1999
55	55-0	a - Virginia	9-8-1984
55	55-7	h - Wake Forest	9-16-2000
54	54-32	h - North Carolina	11-9-1974
54	54-21	h - Duke	10-20-1984
52	52-27	h - Maryland	11-12-1983
52	52-22	a - Duke	9-30-2000
52	52-7	h - North Carolina	9-23-2006

Most Points in ACC Game By Opponent

Pts	CU-Opp.	Site - Opponent	Date
57	0-57	a - Florida State	9-11-1993
54	7-54	a - Florida State	11-4-2000
53	23-53	a - Maryland	11-14-1992
48	0-48	a - Florida State	10-17-1998
48	31-48	a - Florida State	10-3-2002
46	39-46	a - N.C. State	10-31-1998
45	7-45	h - N.C. State	10-25-1975
45	26-45	h - Florida State	9-9-1995
45	0-45	a - North Carolina	8-31-1996
45	42-45	a - Georgia Tech	11-13-1999

Most Points Scored at Home By Clemson

Pts	CU-Opp.	Opponent	Date
122	122-0	Guilford	10-5-1901
82	82-24	Wake Forest	10-31-1981
76	76-0	Presbyterian	11-22-1945
75	75-0	Newberry	10-17-1930
70	70-14	Central Michigan	10-20-2007
69	69-7	Presbyterian	9-17-1949
68	68-0	Newberry	9-21-1929
67	67-7	Furman	11-23-1918
66	66-0	Presbyterian	11-21-1957
65	65-0	Camp Sevier	9-27-1918

Most Points Scored at Death Valley By Clemson

Pts	CU-Opp.	Opponent	Date
82	82-24	Wake Forest	10-31-1981
76	76-0	Presbyterian	11-22-1945
70	70-14	Central Michigan	10-20-2007
69	69-7	Presbyterian	9-17-1949
66	66-0	Presbyterian	11-21-1957
62	62-9	Missouri	9-9-2000
59	59-0	The Citadel	11-27-1954
59	59-0	Long Beach State	9-1-1990
59	59-31	Duke	12-1-2001
58	58-3	The Citadel	9-16-1978
58	58-7	Duke	11-6-1999



Cullen Harper threw five touchdown passes to lead the Tigers to a 70-14 victory over Central Michigan on October 20, 2007.

Most Points Scored By Opponent at Clemson

Pts	CU-Opp.	Opponent	Date
66	13-66	Camp Hancock	11-9-1918
50	6-50	Virginia Tech	11-1-1924
46	39-46	N.C. State	10-31-1998
45	19-45	Auburn	11-21-1953
45	7-45	N.C. State	10-25-1975
45	26-45	Florida State	9-9-1995
44	0-44	Auburn	10-10-1970
43	7-43	Florida State	11-1-1975
42	0-42	Florida	11-7-1925
42	7-42	North Carolina	11-14-1970

Most Points Scored at Death Valley By Opponent

Pts	CU-Opp.	Opponent	Date
46	39-46	N.C. State	10-31-1998
45	19-45	Auburn	11-21-1953
45	7-45	N.C. State	10-25-1975
45	26-45	Florida State	9-9-1995
44	0-44	Auburn	10-10-1970
43	7-43	Florida State	11-1-1975
42	7-42	North Carolina	11-14-1970
41	12-41	Wake Forest	10-30-1943
41	0-41	Georgia	9-18-1976
41	27-41	Florida State	11-3-2001
41	23-41	Virginia Tech	10-6-2007

Most First Downs By Clemson

FD	R/P/Pen.	Site - Opponent (Score CU-Opp.)	Date
35	27/8/0	h - Wake Forest (82-24)	10-31-1981
35	18/16/1	h - Central Michigan (70-14)	10-20-2007
33	21/10/2	a - Wake Forest (51-6)	11-4-1978
32	16/14/2	a - N.C. State (42-20)	9-22-2007
31	19/12/0	h - The Citadel (58-3)	9-16-1978
31	12/16/3	h - Middle Tennessee (37-14)	9-13-2003
30	27/3/0	h - Presbyterian (66-0)	10-21-1957
30	19/9/2	h - Virginia (42-21)	10-8-1983
30	16/11/3	h - Maryland (52-27)	11-12-1983
30	19/7/4	h - North Carolina (52-7)	9-23-2006

Most First Downs By Opponent

FD	R/P/Pen.	Site - Opponent (Score CU-Opp.)	Date
35	23/10/2	a - Maryland (23-41)	11-17-1984
33	11/16/6	a - Duke (38-31)	10-15-1983
31	11/19/1	a - Florida State (0-57)	9-11-1993
31	6/22/3	h - Georgia Tech (28-31)	10-28-2000
30	26/4/0	a - South Carolina (20-56)	11-22-1975
30	11/18/1	N1 - Pittsburgh (3-34)	12-30-1977

N1 - Jacksonville, FL (Gator Bowl)
^ - one overtime; Note: **Bolded** performances denote occurred in the Tommy Bowden era.



Offensive Team Season Bests

Wins

1.	1981	12-0
2.	1948	11-0
	1978	11-1
4.	1987	10-2
	1988	10-2
	1989	10-2
	1990	10-2
8.	1939	9-1
	1950	9-0-1
	1959	9-2
	1982	9-1-1
	1983	9-1-1
	1991	9-2-1
	1993	9-3
	2000	9-3
	2003	9-4
	2007	9-4

Winning Percentage

1.	1981	12-0	100.0
	1948	11-0	100.0
	1900	6-0	100.0
4.	1950	9-0-1	95.0
5.	1978	11-1	91.7
6.	1939	9-1	90.0
7.	1982	9-1-1	86.4
	1983	9-1-1	86.4

Note: Minimum six games.

Rush Attempts

1.	1978	741
2.	1979	725
3.	1981	705
	1986	705
5.	1989	678
6.	1988	673
7.	1990	667

Rush Attempts Per Game

1.	1978	61.8
2.	1979	60.4
3.	1981	58.8
	1986	58.8
5.	1963	56.5
	1989	56.5
7.	1982	56.2

Rushing Yards

1.	1978	3469
2.	1986	3245
3.	1988	3241
4.	1991	3019
5.	1981	2977
6.	1987	2972

7.	1990	2956
8.	1995	2945
9.	1989	2841

Rush Yards Per Attempt

1.	2006	5.72
2.	1950	5.25
3.	1941	5.07
4.	1949	4.88
5.	1992	4.88
6.	1988	4.82
7.	1949	4.79
8.	1978	4.68
9.	1983	4.58

Rush Yards Per Game

1.	1978	289.1
2.	1986	270.4
3.	1988	270.1
4.	1950	264.8
5.	1992	257.1
6.	1991	251.6
7.	1983	250.2

Completions

1.	2003	300
2.	2007	295
3.	2002	268
4.	1999	252
5.	2005	248
6.	2001	226
7.	2006	198
8.	1997	188
9.	2000	180

Completions Per Game

1.	2003	23.1
2.	2007	22.7
3.	1999	21.0
4.	2005	20.7
5.	2002	20.6
6.	2001	18.8
7.	2004	16.2
8.	1997	15.7
9.	2006	15.2

Pass Attempts

1.	2003	490
2.	2002	462
3.	2007	455
4.	1999	423
5.	2001	395
6.	2005	377
7.	2004	355
8.	2000	340
9.	2006	327

Pass Attempts Per Game

1.	2003	37.7
2.	2002	35.5
3.	1999	35.3
4.	2007	35.0
5.	2001	32.9
6.	2004	32.3
7.	2005	31.4
8.	2000	28.3
9.	1969	28.1

Passing Yards

1.	2003	3687
2.	2002	3157
3.	2007	3147
4.	1999	3019
5.	2001	2884
6.	2005	2779
7.	2000	2554
8.	2006	2510
9.	1997	2299

Pass Yards Per Game

1.	2003	283.6
2.	1999	251.6
3.	2002	242.8
4.	2007	242.1
5.	2001	240.3
6.	2005	231.6
7.	2000	212.8
8.	2006	193.1
9.	1997	191.6

Completion Percentage

1.	2005	65.8
2.	2007	64.8
3.	2003	61.2
4.	2006	60.6
5.	1997	60.5
6.	1989	60.0
7.	1999	59.6
8.	2002	58.0
9.	2001	57.2

Pass Efficiency

1.	1950	148.0
2.	2007	142.1
3.	1989	139.8
4.	2006	136.5
5.	2005	134.7
6.	2003	134.6
7.	1997	132.4
8.	1974	132.4
9.	1984	131.7

Interception Avoidance


1.	2007	.013
2.	1988	.019
3.	1992	.020
4.	1990	.023
5.	1978	.024
6.	2005	.027
7.	2003	.027
8.	2002	.028
9.	1989	.030

Plays

1.	2007	963
2.	2003	954
3.	1978	946
4.	2000	931
5.	1999	920
	2002	920
7.	1991	918
8.	1986	917
9.	2001	913

Plays Per Game

1.	1978	78.8
2.	2000	77.6
3.	1999	76.7



The 1940 Tigers turned the ball over a school-record-low eight times. They also hold the record with a +2.11 turnover margin per game.

4.	1991	76.5
5.	1986	76.4
6.	2001	76.1
7.	1979	75.9
8.	1981	75.8
9.	1992	74.9

Yards Per Play

1.	2006	6.50
2.	1950	6.16
3.	2003	5.73
4.	2001	5.68
5.	2000	5.63
6.	2005	5.58
7.	1947	5.53
8.	2007	5.44
9.	1978	5.43

Yards

1.	2003	5467
2.	2006	5342
3.	2000	5242
	2007	5242
5.	2001	5184
6.	1978	5134
7.	1991	4836
8.	1999	4831
9.	2002	4726

Yards Per Game

1.	2000	436.8
2.	2001	432.0
3.	1978	427.8
4.	2003	420.5
5.	2006	410.9
6.	1991	404.0
7.	2007	403.2
8.	1999	402.6
9.	1981	391.5

Touchdowns

1.	2000	55
	2006	55
3.	2007	51
4.	2001	49
5.	1950	48
6.	1978	47
7.	2003	45
8.	1981	43
	1989	43

Points

1.	2007	430
2.	2006	425
3.	2000	416
4.	2001	369
5.	1978	368

	1989	368
7.	2003	365
8.	1984	346
9.	1950	344

Points Per Game

1.	2000	34.7
2.	1950	34.4
3.	2007	33.1
4.	2006	32.7
5.	1984	31.5
6.	2001	30.8
7.	1983	30.7
8.	1978	30.7
	1989	30.7

Punting Average

1.	1984	44.0
2.	1990	43.7
3.	1983	43.3
4.	1979	43.0
5.	1948	42.7
	1989	42.7
7.	1981	42.1

Punt Return Average

1.	1948	17.1
2.	1954	16.3
3.	1961	15.9
4.	2000	15.0
5.	1970	14.9
6.	1938	14.2
7.	1987	13.6
8.	1993	12.9

Kickoff Return Average

1.	2003	27.7
2.	2004	27.1
3.	2006	25.4
4.	2002	24.3
5.	1959	23.9
6.	1968	23.4
7.	2007	23.9
8.	1997	23.9
9.	1966	23.0

First Downs

1.	2003	303
2.	2007	293
3.	2001	282
4.	1978	273
	2000	273
6.	1999	262
7.	2002	259
8.	1981	254
9.	1989	253
	1991	253

First Downs Per Game

1.	2001	23.5
2.	2003	23.3
3.	2000	22.8
4.	1978	22.8
5.	2007	22.5
6.	1999	21.8
7.	1981	21.2
8.	1989	21.1
	1991	21.1

Fewest Turnovers

1.	1940	8
2.	1938	10
3.	1994	12
	2007	12
5.	1988	13
	1989	13
7.	2005	15
8.	1990	17
	1996	17

Fewest Turnovers Per Game

1.	1940	0.88
2.	2007	0.92
3.	1988	1.08
	1989	1.08
5.	1994	1.09
6.	1938	1.11
7.	2005	1.36
8.	1990	1.42
	1996	1.42

Turnover Margin

1.	1988	+21
2.	1940	+19
3.	1978	+17
	1981	+17
	1990	+17
	1994	+17
7.	1950	+16
8.	1989	+15
9.	1983	+14

Turnover Margin Per Game

1.	1940	+2.11
2.	1988	+1.75
3.	1950	+1.60
4.	1990	+1.42
	1994	+1.42
6.	1978	+1.42
	1981	+1.42
8.	1943	+1.37

Note: Games in Bowden era in bold.



Lester Brown rushed for a team-high 1,022 yards in 1978. That season, Clemson set a school record for rushing yards (3,469).

Defensive Team Season Bests



Plays

1.	1943	462
2.	1940	468
3.	1941	487
4.	1946	489
5.	1938	491
6.	1953	518
7.	1939	519
	1944	519

Plays Per Game

1.	1939	51.9
2.	1940	52.0
3.	1954	52.8
4.	1945	53.3
5.	1941	54.1
6.	1946	54.3
7.	1963	54.4

Yards Per Play

1.	1939	3.03
2.	1954	3.34
3.	1963	3.40
4.	1990	3.52
5.	1940	3.53
6.	1959	3.53
7.	1938	3.55

Yards Per Game

1.	1939	157.5
2.	1954	176.1
3.	1948	177.2
4.	1940	183.6
5.	1963	184.7
6.	1945	193.2
7.	1938	193.3

Rush Attempts

1.	1941	334
2.	1946	336
3.	1940	339
4.	1963	344
5.	1943	349
6.	1950	354
7.	1945	364

Rush Attempts Per Game

1.	1986	32.8
2.	1990	33.5
	1991	33.5
4.	1963	34.4
5.	1995	34.6
6.	1987	34.7
7.	2007	34.8
8.	1950	35.4

Rushing Yards

1.	1991	733
2.	1990	848
3.	1941	904
4.	1987	912
5.	1963	931
6.	1954	969
7.	1997	970
8.	1982	1068

Rush Yards Per Game

1.	1991	61.1
2.	1990	70.9
3.	1987	82.6
4.	1997	88.2
5.	1963	93.1
6.	1989	96.9
7.	1954	96.9
8.	1982	97.1

Yards Per Rush

1.	1991	1.82
2.	1990	2.11
3.	1987	2.42
4.	1954	2.50
5.	1981	2.54
6.	1982	2.67
7.	1997	2.68

Completions

1.	1939	32
2.	1938	39
3.	1940	46
4.	1956	48
5.	1942	49
	1955	49
	1957	49

Completions Per Game

1.	1939	3.2
2.	1938	4.3
3.	1956	4.4
4.	1942	4.9
	1955	4.9
	1957	4.9
7.	1940	5.1

Pass Attempts

1.	1938	105
2.	1939	109
3.	1944	109
4.	1943	113
5.	1956	124
6.	1940	129
	1957	129

Clemson in Overtime (5-4)

Date	Opponent	Site	W-L	Score	OT	Deciding Play
11-8-97	Duke	H	W	29-20	1	*Rahim Abdullah 63 interception return
9-29-01	Georgia Tech	A	W	47-44	1	*Woody Dantzler 11 run
10-11-03	Virginia	H	W	30-27	1	*Kevin Youngblood 4 pass from Charlie Whitehurst
9-4-04	Wake Forest	H	W	37-30	2	Kyle Browning 11 pass from Charlie Whitehurst
11-6-04	Miami (FL)	A	W	24-17	1	Reggie Merriweather 2 run
9-17-05	Miami (FL)	H	L	30-36	3	Tyrone Moss 25 run
9-24-05	Boston College	H	L	13-16	1	*Brian Toal 1 run
9-9-06	Boston College	A	L	33-34	2	L.V. Whitworth 6 run, *Ryan Ohliger extra point
12-31-07	Auburn	N1	L	20-23	1	*Kodi Burns 7 run

* - score ended game; N1 - Atlanta, GA; Note: Home games in bold.

Pass Attempts Per Game

1.	1939	10.9
2.	1959	11.3
3.	1938	11.7
4.	1944	12.1
5.	1975	12.5
6.	1957	12.9
7.	1955	13.4

Passing Yards

1.	1939	449
2.	1956	526
3.	1938	531
4.	1940	558
5.	1957	597
6.	1942	724
7.	1954	792

Pass Yards Per Game

1.	1938	33.0
2.	1939	44.9
3.	1956	52.6
4.	1957	59.7
5.	1950	62.0
6.	1944	71.0
7.	1942	72.4

Completion Percentage

1.	1939	29.4
2.	1951	34.7
3.	1945	35.5
4.	1940	35.7
	1953	35.7
6.	1944	36.7
7.	1955	37.0

Pass Efficiency

1.	1956	55.0
2.	1950	70.2
3.	1964	76.7

4.	1952	81.0
5.	1978	81.7
6.	1981	81.9
7.	1971	86.6
8.	1990	87.0

Interceptions

1.	1951	25
2.	1978	24
3.	1981	23
4.	1995	22
5.	1948	21
	1977	21
	1989	21
	2002	21

Interceptions Per Game

1.	1951	2.27
2.	1940	2.11
3.	1978	2.00
4.	1981	1.91
5.	1948	1.91
6.	1945	1.90
	1964	1.90

Touchdowns Allowed

1.	1939	6
2.	1940	8
3.	1950	9
4.	1956	11
	1979	11
	1981	11
	1990	11
8.	1967	15

Points Allowed Per Game

1.	1939	4.5
2.	1938	6.2
	1950	6.2
4.	1948	6.9
5.	1945	7.3
6.	1956	7.4
7.	1957	7.8


Turnovers Forced

1.	1981	41
2.	1978	38
	1983	38
	1989	38
5.	1973	37
6.	1950	35
	1977	35
	1982	35

Turnovers Forced Per Game

1.	1943	4.00
2.	1952	3.56
3.	1950	3.50
4.	1983	3.45
5.	1981	3.42
6.	1945	3.40
	1964	3.40
	1968	3.40

Note: Games in Bowden Era in bold.



Senior linebacker James Earle was a big reason the 1987 Clemson defense held the opposition to just 2.4 yards per carry.

Tiger Streaks

Winning Streaks

Overall:	15	Began with 35-7 win at Furman on 1/8/47 and ended with 33-7 loss at Rice on 9/24/49.
Home:	13	Began with 3-0 win over Auburn in 1927 and ended with 0-0 tie with Presbyterian in 1931.
Away:	10	Began with 25-6 win vs. N.C. State in Charlotte, NC on 10/7/39 and ended with 13-0 loss at Tulane on 11/3/40.
ACC Games:	20	Began with 27-0 win over Virginia on 10/10/81 and ended with 28-21 loss at Georgia Tech on 9/29/84.

Unbeaten Streaks

Overall:	16	Began with 33-20 win over Duquesne at home on 11/12/49 and ended with 21-7 loss at Pacific on 10/13/51.
Home:	25	Began with 27-6 win over South Carolina on 11/22/80 and ended with 22-21 loss to South Carolina on 11/24/84.
Away:	10	Began with 25-6 win over N.C. State in Charlotte, NC on 10/7/39 and ended with 13-0 loss at Tulane on 11/3/40. Began with 28-21 win over Furman on 11/19/49 and ended with 21-7 loss at Pacific on 10/21/51.
ACC Games:	20	Began with 27-0 win over Virginia on 10/10/81 and ended with 28-21 loss at Georgia Tech on 9/29/84.



The 1990 Clemson defense, led by a stellar group of linebackers (pictured above), held opponents to 848 rushing yards all season.



Long Plays

Longest Plays By Clemson

Yds	Player(s)	Type of Play	Site - Opp. (Score CU-Opp.)	Date
108	Richie Luzzi	Missed FG Return	a - Georgia (13-31)	9-28-1968
102	Don Kelley	Int. Return	h - Duke (10-21)	10-24-1970
100	John Maxwell	KO Return	N2 - Cumberland (11-11)	11-26-1903
100	Derrick Hamilton	KO Return	a - Maryland (20-37)	11-10-2001
100	Derrick Hamilton	KO Return	h - North Carolina (36-28)	10-25-2003
99	Bill Mathis	KO Return	a - Georgia Tech (6-16)	10-3-1959
98	Hal Davis	KO Return	h - Georgia (16-24)	10-13-1962
98	Doug Thomas	KO Return	h - Long Beach St. (59-0)	9-1-1990
98	Doug Thomas	KO Return	N3 - Maryland (18-17)	9-15-1990
97	Mark Feller			
	Craig Brantley	Pass	h - Virginia (28-9)	11-16-1974
97	Justin Miller	KO Return	a - Florida State (22-41)	9-25-2004
95	Joe Henderson	KO Return	h - Georgia Tech (33-12)	6-26-1987
94	Rex Varn	Int. Return	a - N.C. State (33-10)	10-28-1978
94	Jacoby Ford	KO Return	h - Louisiana Tech (51-0)	9-30-2006
93	Rex Varn	Int. Return	h - Maryland (14-21)	9-10-1977
93	Antwan Edwards	Fumble Return	a - Virginia (18-20)	9-19-1998
92	Jacoby Ford	Punt Return	h - Florida Atlantic (54-6)	9-2-2006
91	Mike Barber	Fumble Return	h - Tennessee-Chattanooga (54-3)	10-3-1992
90	Shad Bryant	Punt Return	N1 - George Washington (7-7)	10-8-1938
90	Banks McFadden	Rush	h - Presbyterian (18-0)	9-23-1939
90	Bobby Gage	Punt Return	h - N.C. State (6-0)	10-2-1948
90	Jimmy Quarles	Int. Return	a - Rice (20-14)	9-29-1951
90	Buck George	Rush	a - Furman (32-14)	11-17-1951
90	C.J. Spiller	KO Return	h - Wake Forest (44-10)	11-10-2007
89	Bobby Gage	KO Return	a - Duquesne (34-13)	11-15-1947
89	Wesley McFadden	Rush	a - Virginia Tech (22-10)	9-12-1987
89	Darnell Stephens	Punt Return	h - Maryland (40-7)	11-16-1991
89	Derrick Witherspoon	Rush	h - Maryland (29-0)	10-30-1993
88	Bobby Gage	Rush	h - Presbyterian (76-0)	9-22-1945
88	Mack Matthews	Punt Return	a - Wake Forest (24-7)	10-6-1962
88	Terrence Flagler	Rush	a - Wake Forest (28-20)	11-1-1986
88	Brian Mance	Punt Return	h - Georgia Tech (28-31)	10-28-2000
87	Billy Hair	Rush	h - Furman (57-2)	11-18-1950
87	Steve Fuller			
	Jerry Butler	Pass	a - Maryland (28-24)	11-18-1978
86	Justin Miller	KO Return	a - Florida State (22-41)	9-25-2004
85	Don Kelley	Punt Return	a - Maryland (24-11)	10-31-1970
85n	Antwan Edwards	KO Return	a - Virginia (18-20)	9-19-1998
84	C.J. Spiller	KO Return	a - Duke (47-10)	11-3-2007
83n	Tim Childers	Fumble Return	h - Western Carolina (21-10)	9-25-1982
83	Charlie Whitehurst			
	Airese Currie	Pass	a - North Carolina (42-12)	11-9-2002
83	C.J. Spiller	Rush	N4 - Auburn (20-23)	12-31-2007
82	Chuck McSwain	Rush	a - Virginia (48-0)	10-9-1982
82	Will Proctor			
	C.J. Spiller	Pass	a - Boston College (33-34)	9-9-2006
82	Jock McKissic	Int. Return	h - South Carolina (28-31)	11-25-2006
82n	Jacoby Ford	KO Return	h - Central Michigan (70-14)	10-20-2007
81	Jackie Calvert	Rush	a - Missouri (34-0)	9-30-1950
81	Joel Wells			
	Joe Pagliei	Pass	a - South Carolina (8-13)	10-21-1954
81	Ken Moore	Punt Return	N1 - Wake Forest (32-20)	10-30-1954
81	Billy Lott			
	Perry Tuttle	Pass	h - Furman (21-0)	9-8-1979
81n	Terrance Roulhac	KO Return	a - Georgia Tech (27-3)	9-27-1986
81n	Aaron Kelly	KO Return	a - Georgia Tech (9-10)	10-29-2005
81	Derrick Witherspoon	Rush	h - Appalachian State (48-0)	9-22-1990
80n	Buddy Gore	KO Return	h - Duke (9-6)	10-15-1966
80	Jimmy Addison			
	Edgar McGee	Pass	a - Wake Forest (23-21)	10-29-1966
80	Jay Washington	Rush	a - Georgia Tech (21-29)	9-29-1973
80	Willie Jordan			
	Craig Brantley	Pass	a - Georgia Tech (28-33)	9-27-1975
80	Homer Jordan			
	Perry Tuttle	Pass	h - Wofford (45-10)	9-5-1981
80	Nealon Greene			
	Joe Woods	Pass	h - Wake Forest (21-10)	9-28-1996
80	Nealon Greene			
	Tony Horne	Pass	a - Duke (13-6)	10-12-1996
80	Justin Miller	KO Return	h - N.C. State (6-38)	10-24-2002
80	C.J. Spiller	Rush	h - South Carolina (28-31)	11-25-2006

N1 - Charlotte, NC; N2 - Montgomery, AL; N3 - Baltimore, MD; N4 - Atlanta, GA (Chick-fil-A Bowl)

Longest Plays By Opponent

Yds	Player(s)	Type of Play	Site - Opp. (Score CU-Opp.)	Date
100	Larry Fallen	KO Return	h - Virginia Tech (38-7)	10-7-1978
100	Victor Harris	KO Return	h - Virginia Tech (23-41)	10-6-2007
99	Darrell Blackman	KO Return	a - N.C. State (42-20)	9-22-2007
98	Doug Kotar	KO Return	h - Kentucky (10-13)	9-11-1971
98	Steve Atkins	Rush	a - Maryland (28-24)	11-18-1978
98n	Scott Woerner	Int. Return	a - Georgia (16-20)	9--20-1980
98	Chris Weinke			
	Marvin Minnis	Pass	a - Florida State (7-54)	11-4-2000
97	Dick Christy	KO Return	h - N.C. State (7-13)	10-5-1957
97	Gene Washington	KO Return	a - Georgia (14-31)	9-22-1973
97	Leon Washington	KO Return	a - Florida State (31-48)	10-3-2002
96	Quinton McCracken	KO Return	h - Duke (49-17)	10-15-1988
96	Jeff Smith	KO Return	a - Boston College (33-34)	9-9-2006
94n	Brandon Bennett			
	Reggie Richardson	KO Return	h - South Carolina (7-33)	11-19-1994
93n	Kevin Marion	KO Return	a - Wake Forest (27-17)	10-7-2006
92	John Schultz	KO Return	h - Maryland (20-22)	11-15-1975
92	Jon Jeffries	KO Return	a - Virginia Tech (22-10)	9-12-1987
91	Fred Gibson	KO Return	a - Georgia (28-31)	8-31-2002
90	Floyd Reid	Punt Return	a - Georgia (0-20)	9-28-1945
90	Dick Nolan	Punt Return	h - Maryland (0-20)	10-3-1953
90	Marcus Mickel	KO Return	a - Virginia Tech (27-7)	9-16-1989
90	Peter Warrick	Punt Return	h - Florida State (28-35)	9-15-1997
88	Bernie Faloney	KO Return	h - Maryland (0-20)	10-3-1953
87	Dennis Tabron	Int. Return	h - Duke (17-34)	10-18-1980
87n	Kevin Tisdell	KO Return	a - Georgia Tech (19-21)	10-13-1990
85	Matt Robinson			
	Gene Washington	Pass	h - Georgia (0-41)	9-18-1976
85	Gary Schofield			
	Tim Ryan	Pass	N1 - Wake Forest (21-17)	11-27-1982
85	Jamie Barnette			
	Torry Holt	Pass	h - N.C. State (39-46)	10-31-1998
85	Eric King	Int. Return	a - Wake Forest (17-45)	11-1-2003
85	Ben Mauk			
	Jason Anderson	Pass	h - Wake Forest (37-30)	9-4-2004

^ - mid-air fumble return; & - ACC record; * - missed field-goal return; N1 - Tokyo, Japan

Longest Runs From Scrimmage By Clemson

Yds	Player, Pos.	Site - Opp. (Score CU-Opp.)	Date
90	Banks McFadden, TB	h - Presbyterian (18-0)	9-23-1939
90	Buck George, TB	a - Furman (34-14)	11-17-1951
89	Wesley McFadden, TB	a - Virginia Tech (22-10)	9-12-1987
89	Derrick Witherspoon, TB	h - Maryland (29-0)	10-30-1993
88	Bobby Gage, TB	h - Presbyterian (76-0)	9-22-1945
88	Terrence Flagler, TB	a - Wake Forest (28-20)	11-1-1986
87	Billy Hair, TB	h - Furman (57-2)	11-18-1950
83	C.J. Spiller, RB	N1 - Auburn (20-23)	12-31-2007
82	Chuck McSwain, TB	a - Virginia (48-0)	10-9-1982
81	Jackie Calvert, TB	a - Missouri (34-0)	9-30-1950
81	Derrick Witherspoon, TB	h - Appalachian State (48-0)	9-22-1990
80	Jay Washington, TB	a - Georgia Tech (21-29)	9-29-1973
80	C.J. Spiller, RB	h - South Carolina (28-31)	11-25-2006

N1 - Atlanta, GA (Chick-fil-A Bowl)

Longest Runs From Scrimmage By Opponent

Yds	Player	Site - Team (Score CU-Opp.)	Date
98	Steve Atkins	a - Maryland (28-24)	11-18-1978
84	Mike Voight	h - North Carolina (23-27)	11-6-1976
82	Davey Ford	a - Florida State (7-54)	11-4-2000
81	Willie Burden	h - N.C. State (23-31)	11-20-1971
80	Bobby Hall	a - N.C. State (24-19)	11-2-1968

Longest Pass Plays From Scrimmage By Clemson

Yds	Players	Site - Opp. (Score CU-Opp.)	Date
97	Mark Fellers-Craig Brantley	h - Virginia (28-9)	11-16-1974
87	Steve Fuller-Jerry Butler	a - Maryland (28-24)	11-18-1978
83	Charlie Whitehurst-Airese Currie	a - North Carolina (42-12)	11-9-2002
82	Will Proctor- C.J. Spiller	a - Boston College (33-34)	9-9-2006
81	Joel Wells-Joe Pagliei	a - South Carolina (8-13)	10-21-1954
81	Billy Lott-Perry Tuttle	h - Furman (21-0)	9-8-1979
80	Jimmy Addison-Edgar McGee	a - Wake Forest (23-21)	10-29-1966
80	Willie Jordan-Craig Brantley	a - Georgia Tech (28-33)	9-27-1975
80	Homer Jordan-Perry Tuttle	h - Wofford (45-10)	9-5-1981
80	Nealon Greene-Joe Woods	h - Wake Forest (21-10)	9-28-1996
80	Nealon Greene-Tony Horne	a - Duke (13-6)	10-12-1996

N1 - Richmond, VA (Tobacco Bowl)

Long Plays



Longest Pass Plays From Scrimmage By Opponent

Yds	Players	Site - Team (Score CU-Opp.)	Date
98	Chris Weinke-Marvin Minnis	a - Florida State (7-54)	11-4-2000
85	Matt Robinson-Gene Washington	h - Georgia (0-41)	9-18-1976
85	Gary Schofield-Tim Ryan	N1 - Wake Forest (21-17)	11-27-1982
85	Jamie Barnette-Torry Holt	h - N.C. State (39-46)	10-18-1998
85	Ben Mauk-Jason Anderson	h - Wake Forest (37-30)	9-4-2004
81	Shawn Jones-Hector Rodriguez	h - Georgia Tech (14-30)	10-14-1989
80	Thad Busby-Peter Warrick	h - Florida State (28-35)	9-20-1997
N1	Miami, FL (Orange Bowl)		

Longest Kickoff Returns By Clemson

Yds	Player	Site - Opp. (Score CU-Opp.)	Date
100	John Maxwell	N1 - Cumberland (11-11)	11-26-1903
100	Derrick Hamilton	a - Maryland (20-37)	11-10-2001
100	Derrick Hamilton	h - North Carolina (36-28)	10-25-2003
99	Bill Mathis	a - Georgia Tech (6-16)	10-3-1959
98	Hal Davis	h - Georgia (16-24)	10-13-1962
98	Doug Thomas	h - Long Beach State (59-0)	9-1-1990
98	Doug Thomas	N2 - Maryland (18-17)	9-15-1990
97	Justin Miller	a - Florida State (22-41)	9-25-2004
95	Joe Henderson	h - Georgia Tech (33-12)	9-26-1987
94	Jacoby Ford	h - Louisiana Tech (51-0)	9-30-2006
90	C.J. Spiller	h - Wake Forest (44-10)	11-10-2007
89	Bobby Gage	a - Duquesne (34-13)	11-15-1947
86	Justin Miller	a - Florida State (22-41)	9-25-2004
85n	Antwan Edwards	a - Virginia (18-20)	9-19-1998
84	C.J. Spiller	a - Duke (47-10)	11-3-2007
82n	Jacoby Ford	h - Central Michigan (70-14)	10-20-2007
81n	Terrance Roulhac	a - Georgia Tech (27-3)	9-27-1986
81n	Aaron Kelly	a - Georgia Tech (9-10)	10-29-2005
80n	Buddy Gore	h - Duke (9-6)	10-15-1966
80	Justin Miller	h - N.C. State (6-38)	10-24-2002
N1	Montgomery, AL; N2 - Baltimore, MD		

Longest Kickoff Returns By Opponent

Yds	Player	Site - Team (Score CU-Opp.)	Date
100	Larry Fallen	h - Virginia Tech (38-7)	10-7-1978
100	Victor Harris	h - Virginia Tech (23-41)	10-6-2007
99	Darrell Blackman	a - N.C. State (42-20)	9-22-2007
98	Doug Kotar	h - Kentucky (10-13)	9-11-1971
97	Dick Christy	h - N.C. State (7-13)	10-5-1957
97	Gene Washington	a - Georgia (14-31)	9-22-1973
97	Leon Washington	a - Florida State (31-48)	10-3-2002
96	Quinton McCracken	h - Duke (49-17)	10-15-1988
96	Jeff Smith	a - Boston College (33-34)	9-9-2006
94n	Bennett-Richardson	h - South Carolina (7-33)	11-19-1994
93n	Kevin Marion	a - Wake Forest (27-17)	10-7-2006
92	John Schultz	h - Maryland (20-10)	11-15-1975
92	Jon Jeffries	a - Virginia Tech (22-10)	9-12-1987
91	Fred Gibson	a - Georgia (28-31)	8-31-2002
90	Marcus Mickel	a - Virginia Tech (27-7)	9-16-1989
88	Bernie Faloney	h - Maryland (0-20)	10-3-1953
87n	Kevin Tisdell	a - Georgia Tech (19-21)	10-13-1990

Longest Punt Returns By Clemson

Yds	Player	Site - Opp. (Score CU-Opp.)	Date
108*	Richie Luzzi	a - Georgia (13-31)	10-28-1968
92	Jacoby Ford	h - Florida Atlantic (54-6)	9-2-2006
90	Shad Bryant	N1 - Virginia Military (7-7)	10-8-1938
90	Bobby Gage	h - N.C. State (6-0)	10-2-1948
89	Darnell Stephens	h - Maryland (40-7)	11-16-1991
88	Mack Matthews	a - Wake Forest (24-7)	10-31-1970
88	Brian Mance	h - Georgia Tech (28-31)	10-28-2000
85	Don Kelley	a - Maryland (24-11)	10-6-1962
81	Ken Moore	N1 - Wake Forest (32-20)	10-30-1954

* - missed field goal return; N1 - Charlotte, NC; N2 - Savannah, GA

Longest Punt Returns By Opponent

Yds	Player	Site - Team (Score CU-Opp.)	Date
90	Floyd Reid	a - Georgia (0-20)	9-29-1945
90	Dick Nolan	h - Maryland (0-20)	10-3-1953
90	Peter Warrick	h - Florida State (28-35)	9-20-1997
84n	Carroll McLain	a - South Carolina (28-14)	10-20-1955
82	Eddie Royal	h - Virginia Tech (23-41)	10-6-2007

Longest Interception Returns By Clemson

Yds	Player	Site - Opp. (Score CU-Opp.)	Date
102	Don Kelley	h - Duke (10-21)	10-24-1970
94	Rex Varn	a - N.C. State (33-10)	10-28-1978
93	Rex Varn	h - Maryland (14-21)	9-10-1977

90	Jimmy Quarles	a - Rice (20-14)	9-29-1951
83n	Tim Childers	h - Western Carolina (21-10)	9-25-1982
82	Jock McKissic	h - South Carolina (28-31)	11-25-2006
77n	Rudy Hayes	h - Virginia Tech (21-6)	11-3-1956
76	James Hough	h - Virginia Tech(35-0)	10-10-1945

Longest Interception Returns By Opponent

Yds	Player	Site - Team (Score CU-Opp.)	Date
98n	Scott Woerner	a - Georgia (16-20)	9-20-1980
87	Dennis Tabron	h - Duke (17-34)	10-18-1980
85	Eric King	a - Wake Forest (17-45)	11-1-2003
83	Ernie Arizzi	h - Maryland (21-6)	11-16-1963
81	Mark Franklin	a - N.C. State (35-34)	10-27-1984
76	Wyatt Washington	h - Tulane (13-17)	9-13-1975

Longest Field Goals By Clemson

Yds	Player	Site - Opp. (Score CU-Opp.)	Date
57	Obed Ariri	h - Wake Forest (26-0)	10-29-1977
57	Chris Gardocki	h - Appalachian State (48-0)	9-22-1990
55	Donald Igwebuike	a - N.C. State (38-29)	10-23-1982
55	Donald Igwebuike	a - Boston College (16-31)	9-10-1983
53	Donald Igwebuike	h - Duke (54-21)	10-20-1984
53	Chris Gardocki	N1 - Maryland (18-17)	9-15-1990
53	Nelson Welch	a - Maryland (23-53)	11-14-1992
52	Eddie Seigler	a - South Carolina (17-7)	11-27-1971
52	Eddie Seigler	a - Maryland (6-31)	11-11-1972
52	Obed Ariri	a - Virginia (27-24)	10-11-1980
52	Donald Igwebuike	h - Wofford (45-10)	9-5-1981
52	Donald Igwebuike	h - Wake Forest (37-14)	11-3-1984
52	Chris Gardocki	h - North Carolina (37-14)	11-5-1988
52	Nelson Welch	a - Georgia Tech (16-20)	9-26-1992
52	David Richardson	a - Wake Forest (33-16)	11-1-1997
52	Mark Buchholz	h - Wake Forest (44-10)	11-10-2007
51	Chris Gardocki	a - Maryland (49-25)	11-12-1988
51	Chris Gardocki	h - Duke (26-7)	9-29-1990
50	Bob Burgess	a - Duke (24-8)	10-10-1973
N1	Baltimore, MD		

Longest Field Goals By Opponent

Yds	Player	Site - Team (Score CU-Opp.)	Date
60	Kevin Butler	a - Georgia (23-26)	9-22-1984
57	Vince Fusco	h - Duke (18-18)	10-16-1976
54	Johnny Duncan	a - Georgia Tech (21-10)	10-4-1969
54	Scott Hagler	a - South Carolina (24-17)	11-23-1985
53	Shayne Graham	h - Virginia Tech (0-37)	9-12-1998
53	Matt Brooks	a - Duke (13-16)	11-13-2004
52	Roger Pruett	a - Auburn (13-35)	10-23-1971
52	Sam Swank	h - Wake Forest (44-10)	11-10-2007
51	John Riley	a - Auburn (21-43)	10-14-1967
51	Kevin Butler	a - Georgia (23-26)	9-22-1984
51	Josh Scobee	h - Louisiana Tech (33-13)	9-7-2002
50	Scott Sisson	a - Georgia Tech (16-20)	9-26-1992
50	Bill Hollows	h - Wake Forest (21-10)	9-28-1996
50	Connor Hughes	a - Virginia (10-30)	10-7-2004

Longest Punts By Clemson

Yds	Player	Site - Opp. (Score CU-Opp.)	Date
81	Mitch Tyner	h - Texas A&M (15-30)	10-6-1973
78	Chris Gardocki	h - South Carolina (24-15)	11-17-1990
75	Banks McFadden	a - Army (6-21)	10-2-1937
75	Booty Payne	a - Boston College (26-13)	10-11-1941
75	Jamie Somaini	a - Florida State (7-54)	11-4-2000
74	Joe Pagliei	a - South Carolina (7-14)	10-22-1953
72	David Sims	h - Virginia (17-7)	10-6-1979
71	David Sims	h - South Carolina (41-23)	11-25-1978
71	Jimmy Maners	h - Louisiana-Monroe (49-26)	9-8-2007
70	Nelson Welch	a - N.C. State (6-20)	10-24-1992

Longest Punts By Opponent

Yds	Player	Site - Team (Score CU-Opp.)	Date
81	Greg Davis	h - The Citadel (24-0)	10-4-1986
80	Jay Feltz	a - South Carolina (9-13)	11-24-1979
80	Brian Morton	h - Duke (58-7)	11-6-1999
77	Gerald Burch	a - Georgia Tech (0-13)	11-8-1958
74	Ryan Plackemeier	a - Wake Forest (27-31)	10-1-2005
71	Brooks Barnard	h - Maryland (35-14)	10-14-2000
70	Chuck Ramsey	h - Wake Forest (10-9)	10-30-1971

n - non-scoring play

Single-Game Individual Bests

Total Offense By Clemson

Yds	Rush,Pass	Player	Site - Opp. (Score CU-Opp.)	Date
517	184,333	Woodrow Dantzler	a - N.C. State (45-37)	10-13-2001
435	183,252	Woodrow Dantzler	a - Maryland (42-30)	10-16-1999
418	164,254	Woodrow Dantzler	a - Georgia Tech (47-44)	9-29-2001
414	-6,420	Charlie Whitehurst	a - Duke (34-31)	11-2-2002
378	135,243	Woodrow Dantzler	h - Duke (59-31)	12-1-2001
374	141,233	Bobby Gage	h - Auburn (34-18)	11-22-1947
374	220,154	Woodrow Dantzler	a - Virginia (31-10)	9-23-2000
368	-4,372	Cullen Harper	h - Virginia Tech (23-41)	10-6-2007
366	23,343	Brandon Streeter	h - Virginia (33-14)	9-11-1999
346	58,288	Charlie Whitehurst	h - Miami (FL) (30-36)	9-17-2005
345	43,302	Charlie Whitehurst	a - South Carolina (63-17)	11-22-2003
343	50,293	Willie Simmons	a - Florida State (31-48)	10-3-2002
340	-3,343	Will Proctor	a - Boston College (33-34)	9-9-2006
339	41,298	Charlie Whitehurst	h - Middle Tennessee (37-14)	9-13-2003
337	51,286	Nealon Greene	a - Wake Forest (33-16)	11-1-1997
336	59,277	Woodrow Dantzler	h - Florida State (27-41)	11-3-2001
335	12,323	Thomas Ray	a - North Carolina (13-17)	11-6-1965
334	3,331	Charlie Whitehurst	h - Duke (40-7)	11-15-2003
330	119,211	Woodrow Dantzler	a - Wake Forest (21-14)	10-27-2001
329	0,329	Brandon Streeter	h - N.C. State (39-46)	10-31-1998
326	76,250	Nealon Greene	a - N.C. State (19-17)	9-13-1997
323	166,157	Woodrow Dantzler	h - Wake Forest (55-7)	9-16-2000
323	103,220	Woodrow Dantzler	h - N.C. State (34-27)	10-7-2000
322	116,206	DeChane Cameron	a - South Carolina (41-24)	11-23-1991
318	67,251	Woodrow Dantzler	h - Virginia (24-26)	9-22-2001
312	100,212	Ken Pengitore	a - North Carolina (37-29)	11-10-1973
312	42,270	Homer Jordan	h - Maryland (21-7)	11-14-1981
312	3,309	Charlie Whitehurst	h - North Carolina (36-28)	10-25-2003
311	39,272	Charlie Whitehurst	h - Florida State (26-10)	11-8-2003
310	83,227	Ken Pengitore	h - Virginia (32-27)	10-13-1973
309	36,273	Nealon Greene	h - Duke (29-20)	11-8-1997
308	7,301	Brandon Streeter	N1 - Mississippi State (7-17)	12-30-1999
308	134,174	Woodrow Dantzler	a - Duke (52-22)	9-30-2000
306	102,204	Woodrow Dantzler	a - South Carolina (15-20)	11-17-2001
306	8,298	Charlie Whitehurst	a - Georgia Tech (39-3)	9-20-2003
305	120,185	Woodrow Dantzler	a - Georgia Tech (42-45)	11-13-1999
303	15,288	Charlie Whitehurst	h - Wake Forest (37-30)	9-4-2004
302	-2,304	Charlie Whitehurst	a - Wake Forest (27-31)	10-1-2005
301	-18,319	Brandon Streeter	h - Wake Forest (19-29)	9-26-1998
301	0,301	Charlie Whitehurst	h - Furman (28-17)	9-6-2003
300	-7,307	Charlie Whitehurst	h - Temple (37-7)	10-22-2005

N1 - Atlanta, GA (Peach Bowl)

Total Offense By Opponent

Yds	Rush,Pass	Player	Site - Team (Score CU-Opp.)	Date
509	-12,521	Chris Weinke	a - Florida State (7-54)	11-4-2000
450	-4,454	George Godsey	h - Georgia Tech (28-31)	10-28-2000
416	47,369	Chris Rix	h - Florida State (27-41)	11-3-2001
410	88,322	Joe Hamilton	a - Georgia Tech (42-45)	11-13-1999
408	-10,418	John Kaleo	a - Maryland (23-53)	11-14-1992
402	15,387	Matt Cavanaugh	N1 - Pittsburgh (3-34)	12-30-1977
401	6,395	Terry Harvey	a - N.C. State (43-22)	9-30-1995
386	2,384	Casey Clausen	N2 - Tennessee (27-14)	1-2-2004
377	10,367	Ben Bennett	a - Duke (38-31)	10-15-1983
375	29,346	Tim Sherman	a - Virginia (24-16)	11-9-1996

N1 - Jacksonville, FL (Gator Bowl); N2 - Atlanta, GA (Peach Bowl)

Rushing Attempts By Clemson

Att.	Yards	Player	Site - Opp. (Score CU-Opp.)	Date
36	133	Jim Shirley	a - N.C. State (6-0)	10-6-1951
36	202	Ray Yaeger	h - Wake Forest (28-14)	10-18-1969
36	204	Raymond Priester	a - Maryland (20-9)	10-25-1997
35	201	Ray Yaeger	h - North Carolina (24-14)	11-16-1968
33	163	Fred Cone	a - Auburn (41-0)	11-25-1950
33	234	Don King	a - Fordham (12-12)	11-8-1952
32	92	Buddy Gore	h - South Carolina (3-7)	11-23-1968
32	143	Terry Allen	a - Duke (17-21)	9-30-1989
32	263	Raymond Priester	h - Duke (34-17)	11-11-1995

Rushing Attempts By Opponent

Att.	Yards	Player	Site - Team (Score CU-Opp.)	Date
45	249	James McDougald	a - Wake Forest (14-20)	10-9-1976
38	195	Torin Kirtsey	h - Georgia (17-19)	10-7-1995
37	203	Branden Ore	a - Virginia Tech (7-24)	10-26-2006
35	113	Morgan Kane	h - Wake Forest (19-28)	9-26-1998
34	174	Toney Baker	h - N.C. State (20-14)	11-11-2006
33	131	Morgan Kane	h - Wake Forest (21-10)	9-28-1996
32	184	Don McCauley	h - North Carolina (7-42)	11-14-1970
32	178	Charlie Wysocki	h - Maryland (0-19)	9-15-1979
32	135	Corey Croom	h - Ball State (24-10)	9-5-1992
32	145	Tashard Choice	a - Georgia Tech (3-13)	9-29-2007

Rushing Yards By Clemson

Yds	Carries	Player	Site - Opp. (Score CU-Opp.)	Date
263	32	Raymond Priester	h - Duke (34-17)	11-11-1995
260	27	Cliff Austin	h - Duke (49-14)	10-16-1982
234	33	Don King	a - Fordham (12-12)	11-8-1952
226	21	Wesley McFadden	a - Virginia Tech (22-10)	9-12-1987
220	18	Woodrow Dantzler	a - Virginia (31-10)	9-23-2000
216	21	James Davis	h - Georgia Tech (31-7)	10-21-2006
210	22	Terrence Flagler	a - Virginia (31-17)	10-11-1986
209	30	Terrence Flagler	a - Wake Forest (28-20)	11-1-1986
204	15	Buck George	h - Presbyterian (53-13)	9-20-1952
204	36	Raymond Priester	a - Maryland (20-9)	10-25-1997
202	36	Ray Yaeger	h - Wake Forest (28-14)	10-18-1969
201	35	Ray Yaeger	h - North Carolina (24-14)	11-16-1968

Rushing Yards By Opponent

Yds	Carries	Player	Site - Team (Score CU-Opp.)	Date
256	19	Steve Wadiak	a - South Carolina (14-14)	10-19-1950
249	45	James McDougald	a - Wake Forest (20-36)	10-9-1976
230	20	Larry Hopkins	a - Wake Forest (14-20)	10-17-1970
228	28	Mike Voight	a - North Carolina (38-35)	11-8-1975
227	24	Ted Brown	h - N.C. State (7-45)	10-25-1975
217	16	Brent Cunningham	a - Georgia Tech (7-28)	10-3-1970
214	29	Alvin Blount	N1 - Maryland (23-41)	11-17-1984
204	22	Bubba Bean	h - Texas A&M (15-30)	10-6-1973

N1 - Baltimore, MD

Passing Yards By Clemson

Yds	Comp.-Att.	Player	Site - Opp. (Score CU-Opp.)	Date
420	34 of 52	Charlie Whitehurst	a - Duke (34-31)	11-2-2002
372	38 of 66	Cullen Harper	h - Virginia Tech (23-41)	10-6-2007
343	24 of 32	Brandon Streeter	h - Virginia (33-14)	9-11-1999
343	25 of 40	Will Proctor	a - Boston College (33-34)	9-9-2006
333	23 of 27	Woodrow Dantzler	a - N.C. State (45-37)	10-13-2001
331	27 of 40	Charlie Whitehurst	h - Duke (40-7)	11-15-2003
329	27 of 38	Brandon Streeter	h - N.C. State (39-46)	10-31-1998
323	21 of 43	Thomas Ray	a - North Carolina (13-17)	11-6-1965
320	22 of 45	Charlie Whitehurst	a - Maryland (7-21)	10-4-2003
319	18 of 32	Brandon Streeter	h - Wake Forest (19-29)	9-26-1998
309	18 of 34	Charlie Whitehurst	h - North Carolina (36-28)	10-25-2003
307	19 of 27	Charlie Whitehurst	h - Temple (37-7)	10-22-2005
304	28 of 42	Charlie Whitehurst	a - Wake Forest (27-31)	10-1-2005
302	18 of 26	Charlie Whitehurst	a - South Carolina (63-17)	11-22-2003
301	24 of 50	Brandon Streeter	N1 - Mississippi State (7-17)	12-30-1999
301	23 of 31	Charlie Whitehurst	h - Furman (28-17)	9-6-2003

N1 - Atlanta, GA (Peach Bowl)

Passing Yards By Opponent

Yds	Comp.-Att.	Player	Site - Team (Score CU-Opp.)	Date
521	27 of 43	Chris Weinke	a - Florida State (7-54)	11-4-2000
454	35 of 57	George Godsey	h - Georgia Tech (28-31)	10-28-2000
418	27 of 41	John Kaleo	a - Maryland (23-53)	11-14-1992
395	30 of 54	Terry Harvey	a - N.C. State (43-22)	9-30-1995
387	23 of 36	Matt Cavanaugh	N1 - Pittsburgh (3-34)	12-30-1977
384	31 of 55	Casey Clausen	N4 - Tennessee (27-14)	1-2-2004
375	32 of 43	Dave Brown	N2 - Duke (33-21)	11-30-1991



James Davis rushed for 216 yards, the sixth-highest total in school history, in Clemson's 31-7 win over Georgia Tech on October 21, 2006.

Single-Game Individual Bests



375 32 of 43 Kliff Kingsbury N3 - Texas Tech (15-55) 12-23-2002
 374 20 of 33 Jamie Barnette h - N.C. State (39-46) 10-31-1998
 N1 - Jacksonville, FL (Gator Bowl); N2 - Tokyo, Japan; N3 - Orlando, FL (Tangerine Bowl);
 N4 - Atlanta, GA (Peach Bowl)

Passing Attempts By Clemson

Att.	Co.	Yds	Player	Site - Opp. (Score CU-Opp.)	Date
66	38	372	Cullen Harper	h - Virginia Tech (23-41)	10-6-2007
55	25	273	Patrick Sapp	a - Maryland (23-53)	11-14-1992
55	31	288	Charlie Whitehurst	h - Miami (FL) (30-36)	9-17-2005
53	21	271	Rodney Williams	h - N.C. State (28-30)	10-27-1987
52	34	420	Charlie Whitehurst	a - Duke (34-31)	11-2-2002
50	24	301	Brandon Streeter	N1 - Mississippi State (7-17)	12-30-1999
48	25	237	Tommy Kendrick	a - Florida State (13-38)	11-7-1970
48	20	263	Charlie Whitehurst	N2 - Texas Tech (15-55)	12-23-2002
45	22	320	Charlie Whitehurst	a - Maryland (7-21)	10-4-2003
44	27	265	Charlie Whitehurst	h - Virginia (30-27)	10-11-2003

N1 - Atlanta, GA (Peach Bowl); N2 - Orlando, FL (Tangerine Bowl)

Passing Attempts By Opponent

Att.	Co.	Yds	Player	Site - Team (Score CU-Opp.)	Date
57	24	197	Kip Allen	h - The Citadel (24-0)	10-4-1986
57	35	454	George Godsey	h - Georgia Tech (28-31)	10-28-2000
56	28	283	Jay Venuto	a - Wake Forest (35-33)	11-1-1980
56	30	297	Shane Montgomery	h - N.C. State (30-10)	10-21-1989
56	23	283	D. Bryant	h - Duke (59-31)	12-1-2001
55	31	384	Casey Clausen	N1 - Tennessee (27-14)	1-2-2004
54	30	395	Terry Harvey	a - N.C. State (43-22)	9-30-1995
53	34	367	Ben Bennett	a - Duke (38-31)	10-15-1983

N1 - Atlanta, GA (Peach Bowl)

Completions By Clemson

Co.	Att.	Yds	Player	Site - Opp. (Score CU-Opp.)	Date
38	66	372	Cullen Harper	h - Virginia Tech (23-41)	10-6-2007
34	52	420	Charlie Whitehurst	a - Duke (34-31)	11-2-2002
31	55	288	Charlie Whitehurst	h - Miami (FL) (30-36)	9-17-2005
28	42	304	Charlie Whitehurst	a - Wake Forest (27-31)	10-1-2005
28	38	229	Cullen Harper	a - South Carolina (23-21)	11-24-2007
27	38	329	Brandon Streeter	h - N.C. State (39-46)	10-31-1998
27	43	195	Brandon Streeter	a - Virginia Tech (11-31)	9-23-1999
27	38	287	Charlie Whitehurst	h - South Carolina (27-20)	11-23-2002
27	44	265	Charlie Whitehurst	h - Virginia (30-27)	10-11-2003
27	40	331	Charlie Whitehurst	h - Duke (40-7)	11-15-2003
27	35	266	Cullen Harper	h - Wake Forest (44-10)	11-10-2007

Completions By Opponent

Co.	Att.	Yds	Player	Site - Team (Score CU-Opp.)	Date
35	57	454	George Godsey	h - Georgia Tech (28-31)	10-28-2000
34	53	367	Ben Bennett	a - Duke (38-31)	10-15-1983
33	48	271	Matt Schaub	h - Virginia (30-27)	10-11-2003
32	43	375	Kliff Kingsbury	N1 - Texas Tech (15-55)	12-23-2002
31	46	368	Bruce Gadd	a - Rice (10-29)	9-23-1972
31	55	385	Casey Clausen	N2 - Tennessee (27-14)	1-2-2004
31	47	315	Matt Ryan	h - Boston College (17-20)	11-17-2007
30	49	298	Scott Secules	a - Virginia (31-17)	10-11-1986
30	56	297	Shane Montgomery	h - N.C. State (30-10)	10-21-1989
30	54	395	Terry Harvey	a - N.C. State (43-22)	9-30-1995
30	45	307	Steve Tanneyhill	a - South Carolina (38-17)	11-18-1995

N1 - Orlando, FL (Tangerine Bowl); N2 - Atlanta, GA (Peach Bowl)

Completion Percentage By Clemson

Pct.	Co.-Att.	Player	Site - Opp. (Score CU-Opp.)	Date
94.1	16-17	Woodrow Dantzler	h - The Citadel (38-0)	9-2-2000
90.9	20-22	Cullen Harper	h - Central Michigan (70-14)	10-20-2007
85.7	12-14	DeChane Cameron	a - South Carolina (41-24)	11-23-1991
85.2	23-27	Woodrow Dantzler	a - N.C. State (45-37)	10-13-2001
84.6	11-13	Willie Jordan	a - Duke (21-25)	10-18-1975
84.2	16-19	Cullen Harper	h - Furman (38-10)	9-15-2007
82.1	23-28	Charlie Whitehurst	h - Middle Tennessee (37-14)	9-13-2003
81.8	9-11	Bobby Gage	a - Furman (35-7)	11-8-1947
81.8	18-22	Charlie Whitehurst	a - Maryland (28-24)	9-10-2005
80.0	8-10	Harvey White	a - South Carolina (27-0)	10-22-1959
80.0	12-15	Mike Eppley	h - Virginia (42-21)	10-8-1983
80.0	12-15	Nealon Greene	a - South Carolina (47-21)	11-22-1997

Note: Minimum 10 passing attempts.

Completion Percentage By Opponent

Pct.	Co.-Att.	Player	Site - Team (Score CU-Opp.)	Date
100.0	11-11	Darian Durant	h - North Carolina (3-38)	10-20-2001
84.6	22-26	Terry Jordan	a - N.C. State (24-17)	10-20-1990
81.8	9-11	Bob Avellini	a - Maryland (6-31)	11-11-1972

81.2	13-16	Mike Cavan	a - Georgia (0-38)	9-26-1970
80.0	16-20	Art Schlichter	N1 - Ohio State (17-15)	12-29-1978
80.0	20-25	Cory Randolph	a - Wake Forest (27-31)	10-1-2005
78.3	18-23	Riley Skinner	a - Wake Forest (27-17)	10-7-2006
75.8	25-33	Charlie Ward	a - Florida State (0-57)	9-11-1993
75.0	12-16	Dale Betty	a - Maryland (17-19)	10-15-1960
75.0	18-24	James Stevens	a - Georgia Tech (21-29)	10-29-1973
75.0	9-12	Jeff Grantz	a - South Carolina (20-56)	11-22-1975
75.0	9-12	Rusty LaRue	h - Wake Forest (24-8)	10-29-1994

N1 - Jacksonville, FL (Gator Bowl); Note: Minimum 10 passing attempts.

Passing Efficiency By Clemson

Eff.	Player	C-A-Yds-TD-I	Site - Opp. (Score CU-Opp.)	Date
310.7	Bobby Gage	9-11-245-1-2	a - Furman (42-0)	11-8-1947
282.1	Harvey White	8-10-162-0-2	a - South Carolina (27-0)	10-22-1959
261.1	Cullen Harper	20-22-273-1-5	h - Central Michigan (70-14)	10-20-2007
253.9	Cullen Harper	16-19-266-0-3	h - Furman (38-10)	9-15-2007
248.8	Nealon Greene	8-11-152-0-2	a - N.C. State (43-22)	9-30-1995
247.2	Woodrow Dantzler	16-17-192-0-3	h - The Citadel (38-0)	9-2-2000
241.1	Charlie Whitehurst	12-20-274-0-4	a - North Carolina (42-12)	11-9-2002
240.4	Jimmy Addison	12-19-283-0-3	h - Virginia (40-35)	9-24-1966
239.1	Tommy Kendrick	9-14-252-0-1	N1 - Virginia (32-15)	10-16-1971
237.7	Woodrow Dantzler	23-27-333-0-4	a - N.C. State (45-37)	10-13-2001

N1 - Richmond, VA; Note: Minimum 10 attempts.

Passing Efficiency By Opponent

Eff.	Player	C-A-Yds-I-TD	Site - Team (Score CU-Opp.)	Date
323.1	Jeff Grantz	9-12-158-0-5	a - South Carolina (20-56)	11-22-1975
270.5	Scotty Glacken	8-12-134-0-4	a - Duke (30-35)	10-19-1963
256.5	Billy Lothridge	7-10-128-1-3	a - Georgia Tech (9-26)	9-22-1962
242.5	Mike Elkins	11-16-213-0-3	a - Wake Forest (38-21)	10-29-1988
226.9	Clyde Walker	10-14-165-1-3	h - Florida State (7-43)	11-1-1975
213.0	Mike Tice	9-13-144-0-2	a - Maryland (7-34)	11-15-1980
205.2	Joe Hamilton	22-30-322-2-5	a - Georgia Tech (42-45)	11-13-1999
203.7	Donovan McNabb	13-23-309-1-3	N1 - Syracuse (0-41)	1-1-1996

N1 - Jacksonville, FL (Gator Bowl); Note: Minimum 10 attempts.

Total Offense Plays By Clemson

PL	Player	Att.-Yds	Co.-Att.-Yds	Site - Team (Score CU-Opp.)	Date
77	Cullen Harper	11-(-4)	38-66-372	h - Virginia Tech (23-41)	10-6-2007
65	Charlie Whitehurst	13-(-6)	34-52-420	a - Duke (34-31)	11-2-2002
64	Patrick Sapp	9-5	25-55-273	a - Maryland (23-53)	11-14-1992
62	Woodrow Dantzler	22-59	22-40-277	h - Florida State (27-41)	11-3-2001
60	Charlie Whitehurst	5-58	31-55-288	h - Miami (FL) (30-36)	9-17-2005
57	Rodney Williams	4-12	21-53-271	h - N.C. State (28-30)	10-24-1987
57	Woodrow Dantzler	23-67	25-34-251	h - Virginia (24-26)	9-22-2001
57	Woodrow Dantzler	25-164	18-32-254	a - Georgia Tech (47-44)	9-29-2001
57	Charlie Whitehurst	12-(-39)	22-45-320	a - Maryland (7-21)	10-4-2003
56	Brandon Streeter	13-(-12)	27-43-195	a - Virginia Tech (11-31)	9-23-1999

Total Offense Plays By Opponent

PL	Player	Att.-Yds	Co.-Att.-Yds	Site - Team (Score CU-Opp.)	Date
67	Casey Clausen	12-2	31-55-384	N3 - Tennessee (27-14)	1-2-2004
64	D. Bryant	8-(-10)	23-56-283	h - Duke (59-31)	12-1-2001
63	Jay Venuto	7-36	28-56-293	a - Wake Forest (35-33)	11-1-1980
63	George Godsey	6-(-4)	35-57-454	h - Georgia Tech (28-31)	10-28-2000
63	Luke McCown	11-(-5)	25-52-328	N2 - Louisiana Tech (49-24)	12-31-2001
62	Randy Allen	5-(-19)	24-57-197	h - The Citadel (24-0)	10-4-1986
61	Shane Montgomery	5-3	30-56-297	a - N.C. State (30-10)	10-21-1989
60	Dave Brown	12-(-32)	23-48-385	N1 - Duke (33-21)	11-30-1991

N1 - Tokyo, Japan; N2 - Boise, ID (Humanitarian Bowl); N3 - Atlanta, GA (Peach Bowl)

Receptions By Clemson

Rec.	Yards	Player	Site - Opp. (Score CU-Opp.)	Date
12	133	Airese Currie	h - Middle Tennessee (37-14)	9-13-2003
11	129	Phil Rogers	a - North Carolina (13-17)	11-6-1965
11	111	Rod Gardner	h - Marshall (10-13)	9-4-1999
11	156	Chansi Stuckey	h - Florida State (35-14)	11-12-2005
11	124	Chansi Stuckey	a - Boston College (33-34)	9-9-2006
11	174	Aaron Kelly	h - Virginia Tech (23-41)	10-6-2007
11	100	Tyler Grisham	h - Virginia Tech (23-41)	10-6-2007
10	148	Hank Walker	h - Auburn (34-18)	11-22-1947
10	144	Charlie Waters	h - Alabama (13-38)	10-25-1969
10	124	Perry Tuttle	a - Wake Forest (35-33)	11-1-1980
10	151	Perry Tuttle	h - Maryland (21-7)	11-14-1981
10	110	Tony Horne	h - Appalachian State (23-12)	9-6-1997
10	131	Tony Horne	h - Florida State (28-35)	9-20-1997
10	122	Rod Gardner	h - Duke (58-7)	11-6-1999
10	137	Rod Gardner	h - N.C. State (34-27)	10-7-2000
10	89	Kevin Youngblood	h - Louisiana Tech (33-13)	9-7-2002
10	123	J.J. McKelvey	h - Ball State (30-7)	9-21-2002

Single-Game Individual Bests

10	103	J.J. McKelvey	a - Duke (34-31)	11-2-2002
10	100	Kevin Youngblood	h - Furman (28-17)	9-6-2003
10	93	Aaron Kelly	h - Wake Forest (44-10)	11-10-2007
10	89	Tyler Grisham	h - Boston College (17-20)	11-17-2007

Receptions By Opponent

Rec.	Yards	Player	Site - Opp. (Score CU-Opp.)	Date
14	209	Kelly Campbell	h - Georgia Tech (28-31)	10-28-2000
13	209	Henley Carter	h - Duke (39-22)	10-19-1968
13	149	Wes Chesson	a - Duke (10-21)	10-24-1970
13	132	Mark Militello	a - Duke (38-31)	10-15-1983
12	115	Phil Denfeld	h - Wake Forest (82-24)	10-31-1981
11	131	Larry Seivers	a - Tennessee (19-21)	10-2-1976
11	113	John Tice	a - Maryland (24-22)	11-13-1982
11	114	Joey Gibson	h - Appalachian State (23-12)	9-6-1997
11	225	Torry Holt	h - N.C. State (39-46)	10-31-1998
11	121	Peter Warrick	h - Florida State (14-17)	10-23-1999
11	78	Wali Lundy	a - Virginia (17-22)	10-12-2002
11	92	Andre Callender	h - Boston College (17-20)	11-17-2007

Receiving Yards By Clemson

Yds	Rec.	Player	Site - Opp. (Score CU-Opp.)	Date
182	7	Rod Gardner	a - North Carolina (38-24)	10-21-2000
175	7	Derrick Hamilton	a - Maryland (7-21)	10-4-2003
174	11	Aaron Kelly	h - Virginia Tech (23-41)	10-6-2007
163	5	Jerry Butler	a - Georgia Tech (31-14)	9-24-1977
161	7	Perry Tuttle	h - Wake Forest (82-24)	10-31-1981
156	8	Terry Smith	a - Florida State (0-57)	9-11-1993
156	11	Chansi Stuckey	h - Florida State (35-14)	11-12-2005
155	7	Aaron Kelly	h - Temple (37-7)	10-22-2005
152	2	Craig Brantley	h - Virginia (28-9)	11-16-1974
152	7	Tony Horne	a - Wake Forest (33-16)	11-1-1997
152	9	Airese Currie	h - Wake Forest (37-30)	9-4-2004

Receiving Yards By Opponent

Yds	Rec.	Player	Site - Opp. (Score CU-Opp.)	Date
249	8	Peter Warrick	h - Florida State (28-35)	9-20-1997
225	11	Torry Holt	h - N.C. State (39-46)	10-31-1998
209	13	Henley Carter	h - Duke (39-22)	10-19-1968
209	14	Kelly Campbell	h - Georgia Tech (28-31)	10-28-2000
184	9	Marcus Badgett	a - Maryland (23-53)	11-14-1992
178	10	Delwyn Daigre	N2 - Louisiana Tech (49-24)	12-31-2001
173	7	Marvin Harrison	N1 - Syracuse (0-41)	1-1-1996
170	9	Jonathan Smith	a - Georgia Tech (39-3)	9-20-2003

N1 - Jacksonville, FL (Gator Bowl); N2 - Boise, ID (Humanitarian Bowl)

Points By Clemson

Pts	Player	TD	XP	Site - Opp. (Score CU-Opp.)	Date
33	Maxcey Welch	5	3	h - Newberry (75-0)	10-17-1930
30	Stumpy Banks	5	0	a - Furman (38-0)	10-13-1917
24	Boo Armstrong	4	0	a - South Carolina (39-0)	11-2-1918
24	Fred Cone	4	0	a - Auburn (41-0)	11-25-1950
24	Terrence Flagler	4	0	a - Wake Forest (28-20)	11-1-1986
24	Emory Smith	4	0	a - Wake Forest (29-14)	9-16-1995
24	Travis Zachery	4	0	h - Duke (58-7)	11-6-1999
24	Travis Zachery	4	0	h - Duke (59-31)	12-1-2001
24	Chad Jasmin	4	0	a - South Carolina (63-17)	11-22-2003
24	James Davis	4	0	h - North Carolina (52-7)	9-23-2006

Points By Opponent

Pts	Player	TD	XP	Site - Opp. (Score CU-Opp.)	Date
24	Kevin McLee	4	0	a - Georgia (7-35)	10-4-1975
24	Ted Brown	4	0	h - N.C. State (7-45)	10-25-1975
24	Torry Holt	4	0	h - N.C. State (39-46)	10-31-1998
24	LaMont Jordan	4	0	a - Maryland (42-30)	10-16-1999

Field Goals By Clemson

FG	Distances	Player	Site - Opp. (Score CU-Opp.)	Date
6	(21, 21, 25, 18, 44, 42)	Jad Dean	h - Texas A&M (25-24)	9-3-2005
5	(31, 42, 32, 46, 41)	Nelson Welch	h - N.C. State (29-19)	10-26-1991
5	(30, 53, 43, 31, 32)	Nelson Welch	a - Maryland (23-53)	11-14-1992
5	(34, 37, 47, 34, 20)	Nelson Welch	a - North Carolina (28-17)	11-5-1994
4	(49, 26, 24, 57)	Obed Ariri	h - Wake Forest (26-0)	10-29-1979
4	(30, 33, 44, 17)	Obed Ariri	a - North Carolina (19-10)	11-10-1979
4	(19, 45, 39, 30)	Obed Ariri	a - N.C. State (20-24)	10-25-1980
4	(47, 25, 30, 25)	Chris Gardocki	h - Georgia (34-3)	10-6-1990
4	(38, 20, 45, 44)	Chris Gardocki	a - Georgia Tech (19-21)	10-13-1990
4	(25, 47, 30, 20)	Matt Padgett	a - N.C. State (19-17)	9-13-1997
4	(52, 34, 30, 35)	David Richardson	a - Wake Forest (33-16)	11-1-1997
4	(25, 22, 39, 24)	David Richardson	h - Furman (33-0)	9-5-1998
4	(47, 22, 38, 37)	Aaron Hunt	h - Louisiana Tech (33-13)	9-7-2002

4	(29, 35, 22, 42)	Aaron Hunt	h - Maryland (12-30)	11-16-2002
4	(23, 35, 32, 37)	Aaron Hunt	h - Florida State (26-10)	11-8-2003
4	(21, 47, 36, 42)	Jad Dean	h - N.C. State (26-20)	10-30-2004
4	(27, 32, 25, 22)	Jad Dean	h - Maryland (12-13)	11-4-2006
4	(28, 46, 29, 25)	Mark Buchholz	a - N.C. State (42-20)	9-22-2007

Yards On Field Goals By Clemson

Yds	Distances	Player	Site - Opp. (Score CU-Opp.)	Date
192	(31, 42, 32, 46, 41)	Nelson Welch	h - N.C. State (29-19)	10-26-1991
189	(30, 53, 43, 31, 32)	Nelson Welch	a - Maryland (23-53)	11-14-1992
172	(34, 37, 47, 34, 20)	Nelson Welch	a - North Carolina (28-17)	11-5-1994
171	(21, 21, 25, 18, 44, 42)	Jad Dean	h - Texas A&M (25-24)	9-3-2005
156	(49, 26, 24, 57)	Obed Ariri	h - Wake Forest (26-0)	10-29-1979
151	(52, 34, 30, 35)	David Richardson	a - Wake Forest (33-16)	11-1-1997
147	(38, 20, 45, 44)	Chris Gardocki	a - Georgia Tech (19-21)	10-13-1990
146	(21, 47, 36, 42)	Jad Dean	h - N.C. State (26-20)	10-30-2004
146	(48, 52, 46)	Mark Buchholz	h - Wake Forest (44-10)	11-10-2007
144	(47, 22, 38, 37)	Aaron Hunt	h - Louisiana Tech (33-13)	9-7-2002

Kickoff Return Yards By Clemson

Yds	Returns	Player	Site - Team (Score CU-Opp.)	Date
282*	6	Justin Miller	a - Florida State (22-41)	9-25-2004
174	5	David Thomas	a - Georgia Tech (9-31)	10-7-1972
160	7	John Shields	h - Alabama (13-38)	10-25-1969
159	6	Dennis Goss	a - North Carolina (13-26)	11-6-1971
158	4	Terrance Roulhac	h - South Carolina (21-21)	11-22-1986
153	2	Derrick Hamilton	a - Maryland (20-37)	11-10-2001
152	4	Justin Miller	h - Maryland (12-30)	11-16-2002
143	3	Bill Mathis	a - Georgia Tech (6-16)	10-25-1959
134	4	Justin Miller	a - Texas A&M (6-27)	9-18-2004
132	6	Bob Bosler	h - Auburn (0-44)	10-10-1970

* - NCAA record

Punt Return Yards By Clemson

Yds	Returns	Player	Site - Opp. (Score CU-Opp.)	Date
167	4	Don Kelley	a - Maryland (24-11)	10-20-1970
126	5	Donnell Woolford	h - Georgia Tech (33-12)	9-26-1987
116	4	Darnell Stephens	h - Maryland (40-7)	11-16-1991
106	7	Tony Horne	h - Texas-El Paso (39-7)	10-4-1997
105	3	Brian Mance	h - Georgia Tech (28-31)	10-28-2000
102	2	Richie Luzzi	a - Georgia (13-31)	9-27-1969
101	3	Bobby Gage	h - N.C. State (6-0)	10-2-1948

Return Yards By Clemson

Yds	Method	Player	Site - Opp. (Score CU-Opp.)	Date
282	(282 KOR)	Justin Miller	a - Florida State (22-41)	9-25-2004
223	(167 PR, 56 IR)	Don Kelley	a - Maryland (24-11)	10-31-1970
174	(174 KOR)	David Thomas	a - Georgia Tech (9-31)	10-7-1972
160	(160 KOR)	John Shields	h - Alabama (13-38)	10-25-1969
159	(159 KOR)	Dennis Goss	a - North Carolina (13-26)	11-6-1971
158	(158 KOR)	Terrance Roulhac	h - South Carolina (21-21)	11-22-1986
157	(79 PR, 78 KOR)	Brian Mance	h - Wofford (38-14)	9-8-2001
156	(52 PR, 104 KOR)	Derrick Hamilton	a - Florida State (31-48)	10-3-2002
153	(153 KOR)	Derrick Hamilton	a - Maryland (20-37)	11-10-2001
152	(152 KOR)	Justin Miller	h - Maryland (12-30)	11-16-2002

Note: Punt, kickoff, and interception returns.

All-Purpose Yards By Clemson

Yds	Player	Opponent	Year	Rush	Rec.	KOR	PR
282	Justin Miller	Florida State	2004	---	---	282	---
274	Terrence Flagler	Wake Forest	1986	209	65	---	---
267	Tony Horne	Florida State	1997	---	131	109	27
263	Raymond Priester	Duke	1995	263	---	---	---
260	Cliff Austin	Duke	1982	260	---	---	---
256	Derrick Hamilton	Georgia Tech	2002	97	22	41	96
254	Don King	Fordham	1952	234	---	20	---
252	Ken Callicutt	South Carolina	1974	197	55	---	---
248	Derrick Hamilton	Florida State	2002	23	69	104	52
246	Buck George	Presbyterian	1952	204	42	---	---

Punting Average By Clemson

Avg.	Att.-Yds	Player	Site - Opp. (Score CU-Opp.)	Date
55.3	3-166	Dale Hatcher	h - Kentucky (24-6)	10-2-1982
52.0	5-260	Banks McFadden	a - George Washington (13-6)	11-3-1939
51.8	4-207	Dale Hatcher	h - Georgia (16-16)	9-17-1983
51.0	6-306	Dale Hatcher	a - Kentucky (21-3)	10-3-1981
50.8	4-203	Joe Paglieli	h - Maryland (12-25)	11-12-1955
50.3	3-151	Dale Hatcher	a - Duke (38-31)	10-15-1983
50.3	3-151	Jamie Somaini	a - Virginia (31-10)	9-23-2000
50.0	5-250	Chris Gardocki	h - South Carolina (24-15)	11-17-1990

Note: Minimum three punts.

Yearly Leaders




Scoring

Year	Player, Pos.	TD	FG	PAT	Pts
1927	Bob McCarley, FB	5	0	1	31
1928	O.D. Padgett, BB	7	0	0	42
1929	Goat McMillan, TB	9	0	0	54
1930	Maxcey Welch, TB	10	0	4	64
1931	J.M. Lambert, WB	1	0	0	6
	E.R. Patterson, RB	1	0	0	6
	Fred Hook, TB	1	0	0	6
1932	Henry Woodward, RB	5	0	0	30
1933	Gene Willimon, TB	2	0	0	12
	Bill Dillard, RB	2	0	0	12
1934	Randy Hinson, RB	3	0	0	18
1935	Mac Folger, BB	6	0	0	36
1936	Mac Fogler, BB	8	0	0	48
1937	Red Pearson, BB	3	1	8	29
1938	Banks McFadden, TB	5	0	0	30
	Shad Bryant, WB	5	0	0	30
1939	Shad Bryant, WB	4	0	8	32
1940	Aubrey Rion, RB	4	0	4	28
1941	Charlie Timmons, FB	9	0	23	77
1942	Marion Butler, TB	6	0	0	36
1943	James Whitmire, WB	4	0	0	24
1944	Bill Rogers, FB	6	0	1	37
1945	Jim Reynolds, BB	5	0	0	30
	Marion Butler, TB	5	0	0	30
1946	Dutch Leverman, RB	4	0	0	24
	Chip Clark, WR	4	0	0	24
1947	Jim Reynolds, EB	8	0	0	48
1948	Ray Mathews, WB	13	0	0	78
1949	Fred Cone, FB	9	0	1	55
1950	Fred Cone, FB	15	0	2	92
1951	Glenn Smith, WR	7	0	0	42
1952	Billy Hair, TB	3	0	0	18
	Don King, RB	3	0	0	18
	Red Whitten, FB	3	0	0	18
	Buck George, WB	3	0	0	18
1953	Dreher Gaskins, WR	5	0	0	30
1954	Jim Coleman, RB	5	0	1	31
1955	Joe Pagliei, RB	7	0	1	43
1956	Joel Wells, RB	8	0	0	48
1957	Bob Spooner, RB	5	0	0	30
	Bill Mathis, RB	5	0	0	30
1958	Harvey White, QB	5	0	0	30
1959	Bill Mathis, RB	11	0	4	70
1960	Bill McGuirt, RB	9	0	0	54
1961	Ron Scrudato, RB	8	0	0	48
1962	Rodney Rogers, PK	0	7	13	34
1963	Frank Pearce, PK	0	4	21	33
1964	Hal Davis, RB	5	0	0	30
1965	Hugh Mauldin, RB	4	0	0	24
	Thomas Ray, QB	4	0	0	24
1966	Jacky Jackson, TB	8	0	0	48
1967	Buddy Gore, TB	9	0	0	54
1968	Ray Yaeger, TB	7	0	2	42
1969	Ray Yaeger, TB	11	0	2	68
1970	Eddie Seigler, PK	0	8	16	40
1971	Eddie Seigler, PK	0	11	14	47
1972	Eddie Seigler, PK	0	11	14	47
1973	Smiley Sanders, RB	10	0	0	60
1974	Mark Fellers, QB	9	0	0	54
1975	Steve Fuller, QB	6	0	0	36
1977	Lester Brown, TB	9	0	0	54
1978	Lester Brown, TB	17	0	0	102
1979	Obed Ariri, PK	0	16	14	62
1980	Obed Ariri, PK	0	23	18	87
1981	Cliff Austin, TB	9	0	0	54
1982	Cliff Austin, TB	14	0	0	84
1983	Bob Pauling, PK	0	18	36	90
1984	Donald Igwebuike, PK	0	16	41	89
1985	Kenny Flowers, TB	13	0	0	78
1986	Terrence Flagler, TB	13	0	0	78
1987	David Treadwell, PK	0	18	33	87
1988	Terry Allen, TB	10	0	0	60
1989	Chris Gardocki, PK	0	22	41	107
1990	Chris Gardocki, PK	0	22	30	96
1991	Nelson Welch, PK	0	19	31	88
1992	Nelson Welch, PK	0	22	23	89
1993	Nelson Welch, PK	0	15	17	62
1994	Nelson Welch, PK	0	16	14	62
1995	Emory Smith, FB	15	0	0	90

1996	Raymond Priester, TB	7	0	2	44
1997	David Richardson, PK	0	13	17	56
1998	David Richardson, PK	0	8	20	44
1999	Travis Zachery, TB	16	0	0	96
2000	Travis Zachery, TB	18	0	0	108
2001	Aaron Hunt, PK	0	10	44	74
2002	Aaron Hunt, PK	0	17	37	88
2003	Aaron Hunt, PK	0	18	38	92
2004	Reggie Merriweather, TB	11	0	0	66
2005	Jad Dean, PK	0	24	34	106
2006	James Davis, RB	17	0	0	102
2007	Mark Buchholz, PK	0	22	48	114

Rushing Yards

Year	Player, Pos.	Att.	Yards	Avg.
1935	Joe (Net) Berry, TB	99	457	4.5
1936	Mac Fogler, FB	144	522	3.6
1937	Don Willis, WB	99	329	3.3
1938	Don Willis, FB	103	483	4.7
1939	Charlie Timmons, FB	146	556	3.8
1940	Chippy Maness, TB	86	472	5.4
1941	Charlie Timmons, FB	149	635	4.3
1942	Marion Butler, TB	145	616	4.2
1943	James Whitmire, WB	72	376	5.2
1944	Sid Tinsley, TB	126	479	3.8
1945	Dewey Quinn, FB	89	392	4.4
1946	Bobby Gage, TB	58	264	4.5
1947	Bobby Gage, TB	114	502	4.4
1948	Ray Mathews, WB	113	646	5.7
1949	Ray Mathews, TB	118	728	6.0
1950	Fred Cone, FB	184	845	4.6
1951	Billy Hair, TB	160	698	4.4
1952	Red Whitten, FB	115	445	4.0
1953	Don King, QB	79	243	3.1
1954	Joel Wells, RB	74	352	4.8
1955	Joel Wells, RB	135	782	5.8
1956	Joel Wells, RB	174	803	4.6
1957	Bob Spooner, RB	88	358	4.1
1958	Doug Cline, FB	103	450	4.3
1959	Doug Cline, FB	119	482	4.1
1960	Bill McGuirt, FB	99	320	3.2
1961	Ron Scrudato, FB	99	341	3.4
1962	Pat Crain, FB	94	348	3.7
1963	Pat Crain, FB	137	513	3.7
1964	Hal Davis, RB	87	533	6.1
1965	Hugh Mauldin, RB	194	664	3.4
1966	Buddy Gore, TB	186	750	4.0
1967	Buddy Gore, TB	230	1045	4.5
1968	Buddy Gore, TB	184	776	4.2
1969	Ray Yaeger, TB	223	968	4.3
1970	Ray Yaeger, TB	183	711	3.9
1971	Rick Gilstrap, TB	144	514	3.6
1972	Wade Hughes, RB	177	761	4.3
1973	Smiley Sanders, RB	113	627	5.5



Raymond Priester, Clemson's all-time leading rusher, led the Tigers in rushing yards three straight seasons (1995,96,97).

1974	Ken Callicutt, RB	161	809	5.0
1975	Ken Callicutt, RB	145	572	3.9
1976	Warren Ratchford, TB	119	676	5.7
1977	Warren Ratchford, TB	118	616	5.2
1978	Lester Brown, TB	202	1022	5.1
1979	Marvin Sims, FB	158	743	4.7
1980	Chuck McSwain, TB	114	544	4.8
1981	Cliff Austin, TB	163	824	5.1
1982	Cliff Austin, TB	197	1064	5.4
1983	Kevin Mack, FB	151	862	5.7
1984	Stacey Driver, TB	139	627	4.5
1985	Kenny Flowers, TB	227	1200	5.3
1986	Terrence Flagler, TB	192	1258	6.6
1987	Terry Allen, TB	183	973	5.3
1988	Terry Allen, TB	216	1192	5.5
1989	Joe Henderson, TB	178	848	4.8
1990	Ronald Williams, TB	178	941	5.3
1991	Rodney Blunt, TB	175	747	4.3
1992	Rodney Blunt, TB	149	812	5.4
1993	Derrick Witherspoon, TB	111	519	4.7
1994	Lamont Pegues, TB	92	390	4.2
1995	Raymond Priester, TB	231	1322	5.6
1996	Raymond Priester, TB	257	1345	5.2
1997	Raymond Priester, TB	223	956	4.3
1998	Travis Zachery, TB	158	635	4.0
1999	Travis Zachery, TB	185	820	4.4
2000	Woodrow Dantzler, QB	190	1028	5.4
2001	Woodrow Dantzler, QB	221	1061	4.8
2002	Yusef Kelly, RB	125	520	4.2
2003	Duane Coleman, TB	133	615	4.6
2004	Reggie Merriweather, TB	136	670	4.9
2005	James Davis, RB	165	879	5.3
2006	James Davis, RB	203	1187	5.8
2007	James Davis, RB	214	1064	5.0

Note: Leaders based on total net yards.

Passing Yards/Efficiency

Year	Player	Att.	Cm.	Pct.	Yards
1935	Joe (Net) Berry	72	42	58.3	422
1936	Joe (Net) Berry	99	32	32.3	434
1937	Bob Bailey	88	35	39.8	579
1938	Bob Bailey	35	18	51.4	272
1939	Banks McFadden	70	31	44.3	581
1940	Chippy Maness	51	19	37.3	388
1941	Booty Payne	90	36	40.0	582
1942	Butch Butler	90	38	42.2	504
1943	Butch Butler	34	12	35.3	166
1944	Sid Tinsley	51	11	21.6	248
1945	Butch Butler	45	11	24.4	239
1946	Dutch Leverman	62	26	41.9	501

Year	Player	Att.	Cm.	Pct.	Yards	Eff.
1947	Bobby Gage	109	47	41.3	1002	126.7
1948	Bobby Gage	105	42	40.0	799	119.5
1949	Ray Mathews	72	24	33.3	487	100.9
1950	Billy Hair	71	29	40.8	644	128.1
1951	Billy Hair	164	67	40.9	1004	93.6
1952	Don King	69	23	33.3	317	52.5
1953	Don King	98	46	46.9	706	101.8
1954	Don King	72	32	44.4	468	92.4
1955	Don King	79	33	41.8	586	96.4
1956	Charlie Bussey	68	26	38.2	330	78.8
1957	Harvey White	95	46	48.4	841	154.6
1958	Harvey White	87	43	49.4	492	89.2
1959	Harvey White	107	56	52.3	770	123.8
1960	Lowndes Shingler	145	61	44.1	790	79.0
1961	Jim Parker	98	46	46.9	735	108.4
1962	Jim Parker	67	30	44.8	431	77.9
1963	Jim Parker	117	52	44.4	728	88.6
1964	Thomas Ray	59	21	35.6	253	60.3
1965	Thomas Ray	175	74	42.3	1019	85.0
1966	Jimmy Addison	186	103	55.4	1491	125.5
1967	Jimmy Addison	174	82	47.1	924	89.7
1968	Billy Ammons	162	74	45.7	1006	90.8
1969	Tommy Kendrick	227	107	47.1	1457	97.8
1970	Tommy Kendrick	267	133	49.8	1407	96.5
1971	Tommy Kendrick	152	64	42.1	1040	96.8
1972	Ken Pengitore	131	55	42.0	831	85.6
1973	Ken Pengitore	188	82	43.6	1370	110.4
1974	Mark Fellers	92	42	45.7	783	142.1
1975	Willie Jordan	73	40	54.8	728	158.3



Yearly Leaders

1976	Steve Fuller	116	58	50.0	835	114.4
1977	Steve Fuller	205	106	51.7	1655	124.8
1978	Steve Fuller	187	101	54.0	1515	130.1
1979	Billy Lott	174	90	51.7	1184	108.4
1980	Homer Jordan	172	85	49.4	1311	111.4
1981	Homer Jordan	196	107	54.6	1630	130.5
1982	Homer Jordan	100	55	55.5	674	104.2
1983	Mike Eppley	166	99	59.6	1410	146.0
1984	Mike Eppley	213	116	54.5	1494	123.8
1985	Randy Anderson	123	63	51.2	703	96.4
1986	Rodney Williams	200	98	49.0	1245	99.9
1987	Rodney Williams	209	101	48.3	1486	107.9
1988	Rodney Williams	186	78	41.9	1144	98.2
1989	Chris Morocco	134	79	59.0	1131	141.7
1990	DeChane Cameron	194	98	50.5	1185	108.6
1991	DeChane Cameron	226	126	55.7	1601	115.5
1992	Patrick Sapp	144	60	41.7	750	88.1
1993	Patrick Sapp	133	66	49.6	1084	122.0
1994	Nealon Greene	94	51	54.3	524	102.4
1995	Nealon Greene	202	116	57.4	1537	129.8
1996	Nealon Greene	219	111	50.7	1446	110.9
1997	Nealon Greene	290	180	62.1	2212	138.1
1998	Brandon Streeter	282	150	53.2	1948	116.5
1999	Woodrow Dantzler	201	112	55.7	1506	127.5
2000	Woodrow Dantzler	244	137	56.1	1871	129.7
2001	Woodrow Dantzler	334	203	60.8	2578	139.8
2002	Charlie Whitehurst	214	123	57.5	1554	128.3
2003	Charlie Whitehurst	465	288	61.9	3561	135.6
2004	Charlie Whitehurst	349	177	50.7	2067	97.3
2005	Charlie Whitehurst	340	229	67.4	2483	133.5
2006	Will Proctor	304	183	60.2	2353	135.3
2007	Cullen Harper	433	282	65.1	2991	141.0

Note: Leaders based on pass efficiency rating.

Receiving

Year	Player, Pos.	Rec.	Yards	Avg.
1938	Gus Goins, RE	8	123	15.4
1939	Joe Blalock, LE	15	322	21.5
1940	Joe Blalock, LE	10	211	21.1
1941	Joe Blalock, LE	13	240	18.5
1942	Marion Craig, BB	14	173	12.4
1943	Eddis Freeman, RE	8	175	21.9
1944	Eddis Freeman, LE	9	162	18.0
1945	Eddis Freeman, RE	7	156	22.3
1946	Eddis Freeman, RE	15	181	12.1
1947	John Poulos, LE	6	169	28.2
1948	Oscar Thompson, RE	19	333	17.5
1949	Glenn Smith, RE	25	446	17.8
1950	Glenn Smith, RE	22	498	22.6
1951	Glenn Smith, LE	39	632	16.2
1952	Otis Kempson, LE	15	220	14.7
1953	Dreher Gaskin, E	21	426	20.3
1954	Scott Jackson, E	11	151	13.7
1955	Joe Pagliei, RB	10	233	23.3
1956	Dalton Rivers, E	5	76	15.2
1957	Whitey Jordan, E	12	369	30.7
1958	George Usry, RB	18	171	9.5
1959	Bill Mathis, RB	18	319	17.7
1960	Harry Pavilack, RB	17	272	14.2
1961	Elmo Lam, RB	17	237	13.9
1962	Johnny Case, E	13	213	16.4
1963	Lou Fogle, E	17	218	12.8
1964	Hoss Hostetler, E	8	103	12.9
1965	Phil Rogers, FLK	36	466	12.9
1966	Phil Rogers, FLK	42	574	13.7
1967	Phil Rogers, FLK	28	429	15.3
1968	Charlie Waters, WR	22	411	18.6
	Jack Anderson, WR	22	344	15.6
1969	Charlie Waters, FLK	44	738	16.9
1970	John McMakin, TE	40	532	13.3
1971	John McMakin, TE	29	421	14.5
1972	Dennis Goss, FLK	21	385	18.3
1973	Bennie Cunningham, TE	22	341	15.5
1974	Bennie Cunningham, TE	24	391	16.3
1975	Joey Walters, WR	26	394	15.2
1976	Jerry Butler, WR	33	484	14.7
1977	Jerry Butler, WR	47	824	17.5
1978	Jerry Butler, WR	58	908	15.7
1979	Perry Tuttle, WR	36	544	15.1
1980	Perry Tuttle, WR	53	915	17.3
1981	Perry Tuttle, WR	52	883	17.0

1982	Jeff Stockstill, WR	25	247	9.9
1983	Ray Williams, WR	19	342	18.0
1984	Terrance Roulhac, WR	26	512	19.7
1985	Terrance Roulhac, WR	31	533	17.2
1986	Ray Williams, WR	20	280	14.0
	Terrance Roulhac, WR	20	228	11.4
1987	Gary Cooper, WR	34	618	18.2
1988	Keith Jennings, WR	30	397	13.2
1989	Rodney Fletcher, WR	35	556	15.9
1990	Terry Smith, WR	34	480	14.1
1991	Terry Smith, WR	52	829	15.9
1992	Terry Smith, WR	38	596	15.7
1993	Terry Smith, WR	38	776	20.4
1994	Antwan Wyatt, WR	30	282	9.4
1995	Antwan Wyatt, WR	45	683	15.2
1996	Kenya Crooks, WR	30	444	14.8
1997	Tony Horne, WR	70	907	13.0
1998	Brian Wofford, WR	35	535	15.3
1999	Rod Gardner, WR	80	1084	13.6
2000	Rod Gardner, WR	58	1050	18.1
2001	Derrick Hamilton, WR	53	684	12.9
2002	Kevin Youngblood, WR	59	591	10.0
2003	Kevin Youngblood, WR	70	897	12.8
2004	Airese Currie, WR	61	868	14.2
2005	Chansi Stuckey, WR	64	770	12.0
2006	Chansi Stuckey, WR	50	700	14.0
2007	Aaron Kelly, WR	88	1081	12.3

Note: Leaders based on number of receptions.

Punt Return Yards

Year	Player	PR	Yards	Avg.
1938	Shad Bryant	27	487	18.0
1939	Shad Bryant	31	202	6.5
1940	Chippy Maness	22	169	7.7
1941	Butch Butler	23	225	9.8
1942	Butch Butler	24	164	6.8
1943	Butch Butler	13	114	8.8
1944	Sid Tinsley	17	142	8.4
1945	Butch Butler	26	280	10.8
1946	Hal Leonard	8	73	9.1
1947	Bobby Gage	14	98	7.0
1948	Bobby Gage	12	203	16.9
1949	Jackie Calvert	15	131	8.7
1950	Jackie Calvert	14	225	16.1
1951	Billy Hair	13	146	11.2
1952	Pete Cook	14	134	14.0
1953	Don King	4	36	9.0
1954	Joe Pagliei	7	134	19.1
1955	Jim Coleman	4	77	19.3
1956	Jim Coleman	10	113	11.3
1957	George Usry	8	59	7.4
1958	Bobby Morgan	11	154	14.0
1959	George Usry	17	183	10.8
1960	Harry Pavilack	6	112	18.7
1961	Elmo Lam	8	179	22.4
1962	Mack Matthews	4	96	24.0
1963	Hugh Mauldin	17	193	11.4
1964	Hugh Mauldin	9	100	11.1
1965	Jacky Jackson	8	73	9.1
1966	Frank Liberatore	11	122	11.1
1967	Richie Luzzi	21	143	6.8
1968	Richie Luzzi	16	178	11.1
1969	Don Kelley	19	165	8.7
1970	Don Kelley	24	389	16.2
1971	Jeff Siepe	9	148	16.4
1972	Jeff Siepe	25	125	5.0
1973	Peanut Martin	18	158	8.8
1974	Joey Walters	9	84	9.3
1975	Stan Rome	12	100	8.3
1976	Joey Walters	15	88	5.9
1977	Willie Jordan	33	300	9.1
1978	Willie Jordan	21	269	12.1
1979	Hollis Hall	27	160	5.9
1980	Terry Kinard	12	50	4.2
1981	Billy Davis	34	275	8.1
1982	Billy Davis	24	160	6.7
1983	Billy Davis	17	83	4.9
1984	Reggie Pleasant	28	173	6.2
1985	Kevin Brady	17	45	2.6
1986	Donnell Woolford	25	203	8.1
1987	Donnell Woolford	23	345	15.0

1988	Donnell Woolford	29	192	6.6
1989	James Lott	27	226	8.4
1990	Dexter Davis	32	229	7.2
1991	Darnell Stephens	29	362	12.5
1992	Robert O'Neal	17	145	8.5
1993	Andre Humphrey	13	179	13.8
1994	Dexter McCleon	13	71	5.5
1995	Antwan Wyatt	21	249	11.9
1996	Dexter McCleon	14	105	7.5
1997	Tony Horne	32	332	10.4
1998	Travis Zachery	26	216	8.3
1999	Mal Lawyer	14	118	8.4
2000	Joe Don Reames	23	281	12.2
2001	Brian Mance	16	211	13.2
2002	Derrick Hamilton	35	377	10.8
2003	Derrick Hamilton	29	218	7.5
2004	Justin Miller	26	339	13.0
2005	Chansi Stuckey	27	199	7.4
2006	Jacoby Ford	15	166	11.1
2007	C.J. Spiller	16	137	8.6

Note: Leaders based on return yards.

Kickoff Return Yards

Year	Player	KOR	Yards	Avg.
1938	Shad Bryant	5	132	26.4
1939	Shad Bryant	3	54	18.0
1940	Booty Payne	2	43	21.5
1941	Charlie Timmons	6	155	25.8
1942	Marion Craig	5	90	18.0
1943	Bill Rogers	7	138	19.7
1944	Sid Tinsley	9	247	27.4
1945	Butch Butler	8	156	19.5
1946	Bill Rogers	4	84	21.0
1947	Bobby Gage	10	244	24.4
1948	Ray Mathews	6	134	22.3
1949	Fred Cone	7	148	21.1
1950	Jackie Calvert	6	89	14.8
1951	Billy Hair	7	185	26.4
1952	Buck George	7	140	20.0
1953	Joe Pagliei	5	99	19.8
1954	Joe Pagliei	7	138	19.7
1955	Joel Wells	8	181	22.6
1956	Joel Wells	6	140	23.3
1957	George Usry	4	105	26.3
1958	Charlie Horne	6	144	24.0
1959	Bill Mathis	10	294	29.4
1960	Mack Matthews	7	104	14.9
1961	Wendal Black	10	213	21.3
1962	Mack Mathews	10	215	21.5
1963	Mack Mathews	6	139	23.2
1964	Hugh Mauldin	7	181	25.6
1965	Tom Duley	14	311	22.2
1966	Jacky Jackson	16	368	23.0
1967	Jacky Jackson	11	210	19.1
1968	Jack Anderson	10	257	25.7
1969	John Shields	25	539	21.6
1970	Bob Bosler	28	568	20.3
1971	Dennis Goss	15	355	23.7
1972	David Thomas	22	522	22.7
1973	Jay Washington	22	474	21.5
1974	Warren Ratchford	20	480	24.0
1975	Willie Scott	26	541	20.8
1976	Warren Ratchford	12	226	18.9
1977	Willie Jordan	14	298	21.3
1978	Willie Jordan	11	232	21.1
1979	Andy Headen	10	214	21.4
1980	Andy Headen	12	195	16.3
1981	Perry Tuttle	12	266	22.2
1982	Steve Griffin	9	172	19.1
1983	Ray Williams	21	494	23.5
1984	Ray Williams	19	354	18.6
1985	Ray Williams	26	502	19.3
1986	Terrance Roulhac	18	578	32.1
1987	Joe Henderson	14	407	29.1
1988	Wesley McFadden	16	324	20.3
1989	Doug Thomas	12	249	20.8
1990	Doug Thomas	11	333	30.3
1991	Larry Ryans	14	319	22.8
1992	Greg Hood	12	274	22.8
1993	Andre Humphrey	29	663	22.9
1994	Andre Humphrey	22	500	22.7

Yearly Leaders



1995	Antwan Wyatt	18	452	25.1
1996	Tony Horne	8	212	26.5
1997	Tony Horne	19	536	28.2
1998	Antwan Edwards	13	350	26.9
1999	Joe Don Reames	15	332	22.1
2000	Joe Don Reames	9	180	21.1
2001	Brian Mance	25	588	23.5
2002	Derrick Hamilton	32	696	21.8
2003	Justin Miller	17	417	24.5
2004	Justin Miller	20	661	^33.1
2005	Aaron Kelly	10	266	26.6
2006	Jacoby Ford	13	426	32.8
2007	C.J. Spiller	19	547	28.8


^ - led the nation; Note: Leaders based on return yards.

All-Purpose Yards

Year	Player, Pos.	Rush	Rec	PR	KOR	Total
1961	Elmo Lam, TB	270	237	179	26	712
1962	Mack Matthews, TB	266	30	96	215	607
1963	Hugh Mauldin, TB	218	110	63	193	584
1964	Hal Davis, TB	533	56	39	110	738
1965	Hugh Mauldin, RB	686	91	---	61	838
1966	Buddy Gore, TB	750	10	---	302	1062
1967	Buddy Gore, TB	1045	45	---	118	1208
1968	Buddy Gore, TB	776	10	---	217	1003
1969	Ray Yaeger, TB	968	130	---	65	1163
1970	Ray Yaeger, TB	711	112	---	---	823
1971	Rick Gilstrap, TB	514	-4	---	201	711
1972	Wade Hughes, FB	761	23	---	32	816
1973	Jay Washington, RB	428	28	---	474	930
1974	Ken Callicutt, RB	809	76	---	---	885
1975	Ken Callicutt, RB	572	47	---	---	619
1976	Warren Ratchford, TB	676	23	---	226	925
1977	Jerry Butler, WR	6	824	---	---	830
1978	Lester Brown, TB	1022	55	---	---	1077
1979	Marvin Sims, FB	743	48	---	---	791
1980	Perry Tuttle, WR	23	915	---	---	938
1981	Perry Tuttle, WR	21	883	---	266	1170
1982	Cliff Austin, TB	1064	15	---	---	1079
1983	Kevin Mack, FB	866	116	---	---	982
1984	Stacey Driver, TB	627	53	---	---	680
1985	Kenny Flowers, TB	1200	26	---	40	1266
1986	Terence Flagler, TB	1258	188	---	---	1446
1987	Terry Allen, TB	973	80	---	73	1126
1988	Terry Allen, TB	1192	125	---	7	1324
1989	Joe Henderson, TB	848	97	---	188	1133
1990	Ronald Williams, TB	941	1	---	---	942
1991	Rodney Blunt, TB	747	178	---	---	925
1992	Rodney Blunt, TB	824	17	---	---	841
1993	Andre Humphrey, CB	---	---	179	663	842
1994	Antwan Wyatt, WR	256	282	---	---	538
1995	Antwan Wyatt, WR	34	683	249	452	1418
1996	Raymond Priester, TB	1345	115	---	---	1460
1997	Tony Horne, WR	7	907	332	536	1782
1998	Travis Zachery, TB	635	144	216	---	995
1999	Rod Gardner, WR	1	1084	---	---	1085
2000	Travis Zachery, TB	1027	313	30	---	1370
2001	Derrick Hamilton, WR	38	684	23	476	1221
2002	Derrick Hamilton, WR	208	602	377	696	1883
2003	Derrick Hamilton, WR	111	1026	218	360	1735
2004	Airese Currie, WR	8	868	---	212	1088
2005	Chansi Stuckey, WR	78	770	199	22	1069
2006	C.J. Spiller, RB	938	210	33	234	1415
2007	C.J. Spiller, RB	748	271	137	547	1723

Interceptions

Year	Player, Pos.	Int.	Yards
1938	Shad Bryant, DB	3	29
1939	Banks McFadden, DB	2	27
1940	Charlie Timmons, DB	4	5
1941	Charlie Wright, DB	4	44
1942	Butch Butler, DB	4	37
1943	Butch Butler, DB	3	3
1944	Billy G. Rogers, DB	3	22
1945	Eddis Freeman, DB	3	24
1946	Gerald Leverman, DB	2	10
1947	Ray Mathews, DB	2	66
1948	Ray Mathews, DB	5	49
1949	Jim Reynolds, DB	3	13
1950	Fred Knoebel, CB	6	68
1951	Fred Knoebel, CB	7	37



Terry Kinard had six interceptions in Clemson's 1981 National Championship season.

1952	Pete Cook, SS	4	47
1953	Ken Moore, DB	2	85
1954	Don King, DB	2	14
1955	Charlie Bussey, DB	2	52
1956	Joel Wells, DB	2	6
1957	Doug Cline, DB	2	34
1958	Bobby Morgan, DB	2	9
1959	George Usry, DB	3	106
1960	Joe Anderson, DB	3	29
1961	Harry Pavilack, DB	2	3
1962	Rodney Rogers, DB	3	16
1963	Jimmy Bell, DB	3	48
1964	Jimmy Bell, DB	5	0
1965	Wayne Page, DB	4	17
1966	Phil Marion, DB	4	31
1967	Richie Luzzi, DB	3	54
1968	John Fulmer, DB	3	24
1969	Dale Henry, DB	3	29
1970	Don Kelley, DB	3	156
1971	Bobby Johnson, DB	4	57
1972	Bobby Johnson, DB	3	16
1973	Lynn Carson, DB	5	65
1974	Dennis Smith, DB	6	47
1975	Peanut Martin, CB	2	9
1976	Randy Scott, LB	2	6
1977	Steve Ryan, CB	6	67
1978	Rex Varn, SS	4	148
1979	Terry Kinard, FS	3	93
1980	Eddie Geathers, CB	3	20
1981	Terry Kinard, FS	6	51
1982	Johnny Rembert, LB	6	128
1983	Ty Davis, CB	4	21
1984	Terence Mack, OLB	3	28
1985	Kenny Danforth, SS	2	24
1986	Delton Hall, CB	4	121
1987	Donnell Woolford, CB	5	0
1988	Gene Beasley, SS	3	27
1989	Robert O'Neal, FS	8	96
1990	Dexter Davis, CB	6	32
1991	Tyron Mouzon, SS	3	18
1992	Darnell Stephens, SS	3	55
1993	Dexter McCleon, CB/QB	3	14
1994	Dexter McCleon, CB	4	27
1995	Brian Dawkins, SS	6	55
1996	Peter Ford, CB	2	66
1997	Antwan Edwards, CB	4	81
1998	Antwan Edwards, CB	2	56
1999	Robert Carswell, FS	6	72
2000	Alex Ardley, CB	6	61
2001	Charles Hafley, SS	4	2
2002	Justin Miller, CB	8	50
2003	Jamaal Fudge, ROV	4	66
2004	Jamaal Fudge, ROV	3	55

2005	C.J. Gaddis, CB	3	36
2006	Crezdon Butler, CB	3	35
2007	Chris Chancellor, CB	4	12

Note: Leaders based on number of interceptions; ties broken by return yards gained.

Punting Average

Year	Player	Punts	Yards	Avg.
1938	Bob Bailey	44	1631	37.1
1939	Banks McFadden	65	2828	43.5
1940	Chippy Maness	51	1989	39.0
1941	Booty Payne	47	1931	41.1
1942	Butch Butler	73	2679	36.7
1943	Butch Butler	32	1316	41.1
1944	Sid Tinsley	52	2070	39.8
1945	Butch Butler	50	1864	37.3
1946	Gerald Leverman	30	1067	35.5
1947	Bobby Gage	52	2054	39.5
1948	Bobby Gage	37	1317	35.6
1949	Jackie Calvert	26	1087	41.8
1950	Billy Hair	18	610	33.9
1951	Billy Hair	39	632	29.7
1952	Jack Shown	55	2073	37.7
1953	Don King	18	668	37.1
1954	Joe Pagliei	26	955	36.7
1955	Joe Pagliei	20	782	39.1
1956	Charlie Bussey	39	1410	36.1
1957	Charlie Horne	22	695	31.6
1958	Bill Mathis	22	787	35.8
1959	Lowndes Shingler	24	858	35.8
1960	Eddie Wertz	38	1376	36.2
1961	Eddie Wertz	56	2249	40.2
1962	Eddie Wertz	41	1667	40.7
1963	Hugh Mauldin	37	1157	31.3
1964	Don Barfield	60	2191	36.5
1965	Don Barfield	62	2503	40.4
1966	Don Barfield	55	2132	38.7
1967	Sammy Cain	64	2423	37.9
1968	Sammy Cain	60	2235	37.3
1969	Sammy Cain	48	1785	37.3
1970	Jack Anderson	35	1434	41.0
1971	Tony Anderson	73	2714	37.2
1972	Tony Anderson	71	2724	38.4
1973	Mitch Tyner	61	2552	41.8
1974	Mitch Tyner	66	2649	40.1
1975	Richard Holliday	31	1083	35.0
1976	Mike O'Cain	55	2110	38.4
1977	David Sims	64	2462	38.7
1978	David Sims	50	2010	40.2
1979	David Sims	79	3468	43.9
1980	Richard Hendley	52	2001	38.5
1981	Dale Hatcher	44	1908	43.4
1982	Dale Hatcher	46	1871	40.7
1983	Dale Hatcher	47	2051	43.6
1984	Dale Hatcher	54	2361	43.7
1985	Andy Newell	57	2276	39.9
1986	Bill Spiers	59	2310	39.2
1987	Rusty Seyle	53	2011	37.9
1988	Chris Gardocki	45	1924	42.8
1989	Chris Gardocki	48	2062	43.0
1990	Chris Gardocki	58	2580	44.5
1991	Chuck Lynch	58	2146	37.0
1992	Nelson Welch	63	2525	40.1
1993	Nelson Welch	41	1579	38.5
1994	Nelson Welch	76	2980	39.2
1995	Chris McNally	50	2136	42.7
1996	Kevin Laird	69	2568	37.2
1997	Kevin Laird	67	2865	42.8
1998	Kevin Laird	75	3114	41.5
1999	Ryan Romano	65	2594	39.9
2000	Jamie Somaini	65	2552	39.3
2001	Wynn Kopp	48	1848	38.5
2002	Wynn Kopp	63	2340	37.1
2003	Cole Chason	58	2238	38.6
2004	Cole Chason	66	2656	40.2
2005	Cole Chason	50	1822	36.4
2006	Cole Chason	50	2064	41.3
2007	Jimmy Maners	55	2354	42.8

Note: Leaders based on 3.6 punts per game or largest number of punts that season if no one attempted 3.6 per game.

Individual Season Bests

Rushing Yards

Rk	Player	Year	Rush	Yards	Avg.
1.	Raymond Priestler	1996	257	1345	5.2
2.	Raymond Priestler	1995	238	1322	5.6
3.	Terrence Flagler	1986	192	1258	6.6
4.	Kenny Flowers	1985	227	1200	5.3
5.	Terry Allen	1988	216	1192	5.5
6.	James Davis	2006	203	1187	5.8
7.	Cliff Austin	1982	197	1064	5.4
	James Davis	2007	214	1064	5.0
9.	Woodrow Dantzler	2001	221	1061	4.8
10.	Buddy Gore	1967	230	1045	4.5
11.	Woodrow Dantzler	2000	190	1028	5.4
12.	Travis Zachery	2000	206	1027	5.0
13.	Lester Brown	1978	202	1022	5.1

Rushing Yards Per Game

Rk	Player	Year	GP	Yards	Y/G
1.	Raymond Priestler	1996	12	1345	112.1
2.	Raymond Priestler	1995	12	1322	110.2
3.	Cliff Austin	1982	10	1064	106.4
4.	Terrence Flagler	1986	12	1258	104.8
5.	Buddy Gore	1967	10	1045	104.5
6.	Kenny Flowers	1985	12	1200	100.0
7.	Terry Allen	1988	12	1192	99.3
8.	Ray Yauger	1969	10	968	96.8
9.	James Davis	2006	13	1187	91.3
10.	Terry Allen	1987	11	973	88.5

Note: Minimum 75 percent of games.

Yards Per Rush

Rk	Player	Year	Rush-Yds	Avg.
1.	Billy Hair	1950	71-525	7.39
2.	C.J. Spiller	2006	129-938	7.27
3.	Ronald Williams	1991	82-585	7.13
4.	Terrence Flagler	1986	192-1258	6.55
5.	Jackie Calvert	1950	105-663	6.31
6.	Ray Mathews	1949	118-728	6.17
7.	Hal Davis	1984	87-533	6.13
8.	Shad Bryant	1939	84-508	6.05
9.	Banks McFadden	1939	78-468	6.01
10.	Joe Pagliei	1955	80-476	5.95

Note: Minimum 400 yards.

Passing Attempts

Rk	Player	Year	Yards	Pct.	Co.	Att.
1.	Charlie Whitehurst	2003	3561	61.9	288	465
2.	Cullen Harper	2007	2991	65.1	282	433
3.	Charlie Whitehurst	2004	2067	50.7	177	349
4.	Charlie Whitehurst	2005	2483	67.4	229	340
5.	Woodrow Dantzler	2001	2578	60.8	203	334
6.	Will Proctor	2006	2353	60.2	183	304
7.	Nealon Greene	1997	2212	62.1	180	290
8.	Brandon Streeter	1998	1948	53.2	150	282
9.	Tommy Kendrick	1970	1407	49.8	133	267
10.	Woodrow Dantzler	2000	1871	56.1	137	244
	Willie Simmons	2002	1559	58.2	142	244

Completions

Rk	Player	Year	Yards	Pct.	Att.	Co.
1.	Charlie Whitehurst	2003	3561	61.9	465	288
2.	Cullen Harper	2007	2991	65.1	433	282
3.	Charlie Whitehurst	2005	2483	67.4	340	229
4.	Woodrow Dantzler	2001	2578	60.8	334	203
5.	Will Proctor	2006	2353	60.2	304	183
6.	Nealon Greene	1997	2212	62.1	290	180
7.	Charlie Whitehurst	2004	2067	50.7	349	177
8.	Brandon Streeter	1998	1948	53.2	282	150
9.	Willie Simmons	2002	1559	58.2	244	142
10.	Woodrow Dantzler	2000	1871	56.1	244	137

Passing Yards

Rk	Player	Year	Att.	Co.	Pct.	Yards
1.	Charlie Whitehurst	2003	465	288	61.9	3561
2.	Cullen Harper	2007	433	282	65.1	2991
3.	Woodrow Dantzler	2001	334	203	60.8	2578
4.	Charlie Whitehurst	2005	340	229	67.4	2483
5.	Will Proctor	2006	304	183	60.2	2353
6.	Nealon Greene	1997	290	180	62.1	2212
7.	Charlie Whitehurst	2004	349	177	50.7	2067
8.	Brandon Streeter	1998	282	150	53.2	1948



Charlie Whitehurst passed for a Clemson-record 3,561 yards during the 2003 season.

9.	Woodrow Dantzler	2000	244	137	56.1	1871
10.	Steve Fuller	1977	205	106	51.7	1655

Passing Yards Per Game

Rk	Player	Year	G	Co.	Att.	Yds	Y/G
1.	Charlie Whitehurst	2003	13	288	465	3561	273.9
2.	Cullen Harper	2007	13	282	433	2991	230.1
3.	Charlie Whitehurst	2005	11	229	340	2483	225.7
4.	Woodrow Dantzler	2001	12	203	334	2578	214.8
5.	Charlie Whitehurst	2004	11	177	349	2067	187.9
6.	Nealon Greene	1997	12	180	290	2212	184.3
7.	Brandon Streeter	1999	8	135	214	1466	183.3
8.	Will Proctor	2006	13	183	304	2353	181.0
9.	Brandon Streeter	1998	11	150	282	1948	177.1
10.	Charlie Whitehurst	2002	9	123	214	1554	172.7

Passing Efficiency

Rk	Player	Year	Co.	Att.	Yds	TD	I	Eff.
1.	Willie Jordan	1975	40	73	728	5	1	158.3
2.	Harvey White	1957	46	95	841	11	3	154.6
3.	Mike Eppley	1983	99	166	1410	13	9	146.0
4.	Mark Fellers	1974	42	92	783	10	5	143.1
5.	Chris Morocco	1989	79	134	1131	6	2	141.7
6.	Cullen Harper	2007	282	433	2991	27	6	141.0
7.	Woodrow Dantzler	2001	203	334	2578	21	11	139.8
8.	Nealon Greene	1997	180	290	2212	16	9	138.1
9.	Charlie Whitehurst	2003	288	465	3561	21	13	135.6
10.	Will Proctor	2006	183	304	2353	16	11	135.3

Note: Minimum 70 passing attempts.

Completion Percentage

Rk	Player	Year	Co.	Att.	Yards	Pct.
1.	Charlie Whitehurst	2005	229	340	2483	67.4
2.	Cullen Harper	2007	282	433	2991	65.1
3.	Brandon Streeter	1999	135	214	1466	63.1
4.	Nealon Greene	1997	180	290	2212	62.1
5.	Charlie Whitehurst	2003	288	465	3561	61.9
6.	Woodrow Dantzler	2001	203	334	2578	60.8
7.	Will Proctor	2006	183	304	2353	60.2
8.	Mike Eppley	1983	99	166	1410	59.6
9.	Chris Morocco	1989	79	134	1131	59.0
10.	Joe Berry	1935	42	72	422	58.3

Note: Minimum 70 pass attempts.

Passing Touchdowns

Rk	Player	Year	Co.	Att.	Yards	TD
1.	Cullen Harper	2007	282	433	2991	27
2.	Woodrow Dantzler	2001	203	334	2578	21
	Charlie Whitehurst	2003	288	465	3561	21
4.	Nealon Greene	1997	180	290	2212	16
	Will Proctor	2006	183	304	2353	16
6.	Mike Eppley	1984	116	213	1494	14
7.	Mike Eppley	1983	99	166	1410	13
	Brandon Streeter	1998	150	282	1948	13
9.	Bobby Gage	1948	44	105	887	11

Woodrow Dantzler	2000	137	244	1871	11
Charlie Whitehurst	2005	229	340	2483	11

Total Offense Yards

Rk	Player	Year	Rush	Pass	Total
1.	Woodrow Dantzler	2001	1061	2578	3639
2.	Charlie Whitehurst	2003	49	3561	3610
3.	Cullen Harper	2007	-89	2991	2902
4.	Woodrow Dantzler	2000	1028	1871	2899
5.	Nealon Greene	1997	345	2212	2557
6.	Charlie Whitehurst	2005	26	2483	2509
7.	Will Proctor	2006	85	2353	2438
8.	Steve Fuller	1978	649	1515	2164
9.	Homer Jordan	1981	486	1630	2116
10.	Charlie Whitehurst	2004	43	2067	2110

Total Offense Yards Per Game

Rk	Player	Year	G	Rush	Pass	Total	Y/G
1.	Woodrow Dantzler	2001	12	1061	2578	3639	303.3
2.	Charlie Whitehurst	2003	13	49	3561	3610	277.7
3.	Woodrow Dantzler	2000	12	1028	1871	2899	241.6
4.	Charlie Whitehurst	2005	11	26	2483	2509	228.1
5.	Cullen Harper	2007	13	-89	2991	2902	223.2
6.	Nealon Greene	1997	12	345	2212	2257	213.1
7.	Woodrow Dantzler	1999	10	588	1506	2094	209.4
8.	Charlie Whitehurst	2004	11	43	2067	2110	191.8
9.	Brandon Streeter	1999	8	37	1466	1503	187.9
10.	Will Proctor	2006	13	85	2353	2438	187.5

All-Purpose Yards

Rk	Player	Year	Rush	Rec.	PR	KOR	Total
1.	Derrick Hamilton	2002	208	602	377	696	1883
2.	Tony Horne	1997	7	907	332	536	1782
3.	Derrick Hamilton	2003	111	1026	218	380	1735
4.	C.J. Spiller	2007	768	271	137	547	1723
5.	Raymond Priestler	1996	1345	115	----	----	1460
6.	Terrence Flagler	1986	1258	188	----	----	1446
7.	Antwan Wyatt	1995	34	683	249	452	1418
8.	C.J. Spiller	2006	938	210	33	234	1415
9.	Raymond Priestler	1995	1322	74	----	----	1396
10.	Travis Zachery	2000	1027	313	30	----	1370

Receptions

Rk	Player	Year	GP	Yards	Avg.	Rec.
1.	Aaron Kelly	2007	13	1081	12.3	88
2.	Rod Gardner	1999	12	1084	13.6	80
3.	Tony Horne	1997	12	907	13.0	70
	Kevin Youngblood	2003	13	897	12.8	70
5.	Chansi Stuckey	2005	12	770	12.0	64
6.	Derrick Hamilton	2003	13	1026	16.5	62
7.	Airese Currie	2004	11	868	14.2	61
8.	Brian Wofford	1999	12	793	13.2	60
	Tyler Grisham	2007	13	653	10.9	60
10.	Kevin Youngblood	2002	13	591	10.0	59

Receptions Per Game

Rk	Player	Year	GP	Rec.	Rec./G
1.	Aaron Kelly	2007	13	88	6.77
2.	Rod Gardner	1999	12	80	6.75
3.	Tony Horne	1997	12	70	5.83
4.	Airese Currie	2004	11	61	5.55
5.	Kevin Youngblood	2003	13	70	5.38
6.	Chansi Stuckey	2005	12	64	5.33
7.	Brian Wofford	1999	12	60	5.00
	Chansi Stuckey	2006	10	50	5.00
9.	Charlie Waters	1969	9	44	4.89
10.	Jerry Butler	1978	12	58	4.83
	Rod Gardner	2000	12	58	4.83

Receiving Yards

Rk	Player	Year	GP	Rec.	Avg.	Yds
1.	Rod Gardner	1999	12	80	13.6	1084
2.	Aaron Kelly	2007	13	88	12.3	1081
3.	Rod Gardner	2000	12	58	18.1	1050
4.	Derrick Hamilton	2003	13	62	16.5	1026
5.	Perry Tuttle	1980	11	53	17.3	915
6.	Jerry Butler	1978	12	58	15.7	908
7.	Tony Horne	1997	12	70	13.0	907
8.	Kevin Youngblood	2003	13	70	12.8	897
9.	Perry Tuttle	1981	12	52	17.0	883
10.	Airese Currie	2004	11	61	14.2	868

Individual Season Bests



Yards Per Reception

Rk Player	Year	Rec-Yards	Avg.
1. Gary Cooper	1988	13-417	32.1
2. Whitey Jordan	1957	12-369	30.7
3. Don Kelley	1971	18-505	28.1
4. Ray Mathews	1948	14-379	27.1
5. Glenn Smith	1950	22-498	22.6
6. Joe Pagliei	1955	10-223	22.3
7. Craig Brantley	1975	22-475	21.6
8. Joe Blalock	1939	15-322	21.5
9. Joe Blalock	1940	10-211	21.1
10. Terry Smith	1993	38-776	20.4

Note: Minimum 10 receptions.

Touchdown Receptions

Rk Player	Year	GP	Rec.	Yards	Avg.	TD
1. Aaron Kelly	2007	13	88	1081	12.3	11
2. Derrick Hamilton	2003	13	62	1026	16.5	10
3. Perry Tuttle	1981	12	52	833	17.0	8
Terrence Roulhac	1984	11	26	512	19.7	8
Tony Horne	1997	12	70	907	13.0	8
6. Bennie Cunningham	1974	11	24	391	16.3	7
Glenn Smith	1951	10	39	632	16.2	7
Rod Gardner	2000	12	58	1050	18.1	7
9. Glenn Smith	1950	10	22	498	22.6	6
Terry Smith	1991	12	52	829	15.9	6

Total Touchdowns

Rk Player	Year	Rush	Rec.	Ret.	TD
1. Travis Zachery	2000	13	5	0	18
2. Lester Brown	1978	17	0	0	17
James Davis	2006	17	0	0	17
4. Travis Zachery	1999	16	0	0	16
5. Fred Cone	1950	14	1	0	15
Emory Smith	1995	14	1	0	15
7. Cliff Austin	1982	14	0	0	14
8. Kenny Flowers	1985	13	0	0	13
Terrence Flagler	1986	10	3	0	13
Woodrow Dantzler	2000	13	0	0	13

Punting Average

Rk Player	Year	Punts	Yards	Avg.
1. Chris Gardocki	1990	58	2580	44.48
2. David Sims	1979	79	3468	43.76
3. Dale Hatcher	1984	54	2361	43.72
4. Dale Hatcher	1983	47	2051	43.56
5. Banks McFadden	1939	65	2828	43.51
6. Dale Hatcher	1981	44	1908	43.36
7. Chris Gardocki	1989	48	2062	42.96
8. Jimmy Maners	2007	55	2354	42.80
9. Kevin Laird	1997	67	2865	42.76
10. Chris Gardocki	1988	45	1924	42.76

Punt Return Yards

Rk Player	Year	PR	Avg.	Yards
1. Shad Bryant	1938	27	18.0	487
2. Don Kelley	1970	24	16.2	389
3. Derrick Hamilton	2002	35	10.8	377
4. Darnell Stephens	1991	29	12.5	362
5. Donnell Woolford	1987	23	15.0	345
6. Justin Miller	2004	26	13.0	339
7. Tony Horne	1997	32	10.4	332
8. Willie Jordan	1977	33	9.1	300
9. James Lott	1987	24	12.1	290
10. Joe Don Reames	2000	23	12.2	281

Punt Return Average

Rk Player	Year	PR	Yards	Avg.
1. Brian Mance	2000	6	192	32.0
2. Elmo Lam	1961	8	179	22.4
3. Joe Pagliei	1954	7	134	19.1
4. Harry Pavilack	1960	6	112	18.7
5. Shad Bryant	1938	27	487	18.0
6. Bobby Gage	1948	12	203	16.9
7. Jeff Siepe	1971	9	148	16.4
8. Don Kelley	1970	24	389	16.2
9. Jackie Calvert	1950	14	225	16.1
10. Donnell Woolford	1987	23	345	15.0

Note: Minimum five returns.

Kickoff Return Yards

Rk Player	Year	KOR	Avg.	Yards
1. Derrick Hamilton	2002	32	21.8	696
2. Andre Humphrey	1993	29	22.9	663
3. Justin Miller	2004	20	33.1	661
4. Brian Mance	2001	25	23.5	588
5. Terrence Roulhac	1986	18	32.1	578
6. Bob Bosler	1970	28	20.3	568
7. C.J. Spiller	2007	19	28.8	547
8. Willie Scott	1975	26	20.8	541
9. John Shields	1969	25	21.6	539
10. Tony Horne	1997	19	28.2	536

Kickoff Return Average

Rk Player	Year	KOR	Yards	Avg.
1. Justin Miller	2002	13	456	35.1
2. Derrick Hamilton	2003	11	380	34.5
3. Justin Miller	2004	20	661	33.1
4. Jacoby Ford	2006	13	426	32.8
5. Terrence Roulhac	1986	18	578	32.1
6. Derrick Hamilton	2001	15	476	31.7
7. Doug Thomas	1990	11	333	30.3
8. Bill Mathis	1959	10	294	29.4
9. Joe Henderson	1987	14	407	29.1
10. C.J. Spiller	2007	19	547	28.8

Note: Minimum 10 returns.

Field Goals Made

Rk Player	Year	Pct.	Att.	Made
1. Jad Dean	2005	77.4	31	24
2. Obed Ariri	1980	76.7	30	23
3. Chris Gardocki	1989	75.9	29	22
Chris Gardocki	1990	78.6	28	22
Nelson Welch	1992	78.6	28	22
Mark Buchholz	2007	61.1	36	22
7. Chris Gardocki	1988	59.4	32	19
Nelson Welch	1991	67.9	28	19
9. Bob Paulling	1983	90.0	20	18
David Treadwell	1987	81.8	22	18
Aaron Hunt	2003	69.2	26	18

Field Goals Attempted

Rk Player	Year	Made	Pct.	Att.
1. Mark Buchholz	2007	22	61.1	36
2. Chris Gardocki	1988	19	59.4	32
3. Jad Dean	2005	24	77.4	31
4. Obed Ariri	1980	23	76.7	30
5. Chris Gardocki	1989	22	75.9	29
6. Chris Gardocki	1990	22	78.6	28
Nelson Welch	1991	19	67.9	28
Nelson Welch	1992	22	78.6	28
9. Aaron Hunt	2003	18	69.2	26
10. Eddie Seigler	1972	11	44.0	25
Obed Ariri	1978	14	56.0	25

Extra Points Made

Rk Player	Year	Att.	Pct.	Made
1. Mark Buchholz	2007	48	100.0	48
2. Jad Dean	2006	50	92.0	46
3. Aaron Hunt	2000	47	95.7	45
4. Obed Ariri	1978	46	95.7	44
5. Aaron Hunt	2001	45	97.8	44
6. Donald Igwebuike	1984	41	100.0	41
Chris Gardocki	1989	41	100.0	41
8. Charles Radcliffe	1950	47	80.9	38
Aaron Hunt	2003	42	90.5	38
10. Aaron Hunt	2002	38	97.4	37

Extra Points Attempted

Rk Player	Year	Made	Pct.	Att.
1. Jad Dean	2006	46	92.0	50
2. Mark Buchholz	2007	48	100.0	48
3. Charles Radcliffe	1950	38	80.9	47
Aaron Hunt	2000	45	95.7	47
5. Obed Ariri	1978	44	95.7	46
Aaron Hunt	2001	45	97.8	46
7. Aaron Hunt	2003	38	90.5	42
8. Donald Igwebuike	1984	41	100.0	41
Chris Gardocki	1989	41	100.0	41
10. Rusty Seyle	1988	35	92.1	38
Aaron Hunt	2002	37	97.4	38

Kick Scoring

Rk Player	Year	FG-FGA	PAT	TP
1. Mark Buchholz	2007	22-36	48-48	114
2. Chris Gardocki	1989	22-29	41-41	107
3. Jad Dean	2005	24-31	34-35	106
4. Chris Gardocki	1990	22-28	30-30	96
5. Aaron Hunt	2003	18-26	38-42	92
6. Jad Dean	2006	15-22	46-50	91
7. Bob Paulling	1983	18-20	36-37	90
8. Donald Igwebuike	1984	16-17	41-41	89
Nelson Welch	1992	22-28	23-25	89
10. Nelson Welch	1991	19-28	31-35	88
Aaron Hunt	2002	17-22	37-38	88

Scoring

Rk Player	Year	TD	FG	PAT	TP
1. Mark Buchholz	2007	---	22	48	114
2. Travis Zachery	2000	18	---	---	108
3. Chris Gardocki	1989	---	22	41	107
4. Jad Dean	2005	---	24	34	106
5. Lester Brown	1978	17	---	---	102
James Davis	2006	17	---	---	102
7. Chris Gardocki	1990	---	22	30	96
Travis Zachery	1999	16	---	---	96
9. Fred Cone	1950	15	---	2	92
Aaron Hunt	2003	---	18	38	92

Interceptions

Rk Player	Year	Yards	TD	Int.
1. Robert O'Neal	1989	96	0	8
Justin Miller	2002	50	0	8
3. Fred Knoebel	1951	29	0	7
4. Dennis Smith	1974	47	1	6
Steve Ryan	1977	67	0	6
Terry Kinard	1981	31	0	6
Terry Kinard	1982	3	0	6
Johnny Rembert	1982	128	1	6
Dexter Davis	1990	32	1	6
Brian Dawkins	1995	55	1	6
Robert Carswell	1999	72	0	6
Alex Ardley	2000	61	0	6
Brian Mance	2002	1	0	6

Interception Return Yards

Rk Player	Year	TD	Int.	Yards
1. Don Kelley	1970	1	3	156
2. Rex Varn	1978	1	4	148
3. Jimmy Quarles	1951	1	4	140
4. Johnny Rembert	1982	1	6	128
5. Arlington Nunn	1990	3	3	115
Leomont Evans	1995	0	4	115
7. Rex Varn	1977	1	4	109
8. George Usry	1959	0	3	106
9. Willie Underwood	1980	1	2	101
10. Robert O'Neal	1989	0	8	96



Chris Gardocki made 22 field goals in 1989 and 1990 before playing 16 years in the NFL.



Career Leaders

Rushing

Rushing Yards

Rk	Player	Years	Att.	Avg.	TD	Yards
1.	Raymond Priester	1994-97	805	4.93	21	3966
2.	James Davis	2005-07	582	5.38	36	3130
3.	Travis Zachery	1998-01	691	4.43	41	3058
4.	Kenny Flowers	1983-86	590	4.94	26	2914
5.	Terry Allen	1987-89	523	5.31	28	2778
6.	Woodrow Dantzler	1998-01	591	4.67	27	2761
7.	Buddy Gore	1966-68	600	4.29	15	2571
8.	Ray Yaeger	1968-70	555	4.39	16	2439
9.	Chuck McSwain	1979-82	483	4.80	23	2320
10.	Stacey Driver	1982-85	476	4.82	15	2293
11.	Ken Callicutt	1973-77	492	4.59	11	2256
12.	Lester Brown	1976-79	505	4.45	31	2228
13.	Rodney Blunt	1989-93	508	4.28	13	2173
14.	Fred Cone	1948-50	466	4.66	30	2172
15.	Terrence Flagler	1982-86	379	5.70	17	2162
16.	Cliff Austin	1978-82	423	5.06	27	2139
17.	Joel Wells	1954-56	383	5.06	16	1937
18.	Ray Mathews	1947-50	331	5.70	20	1886
19.	Ronald Williams	1990-92	326	5.60	13	1824
20.	Joe Henderson	1987-89	356	4.92	16	1752
21.	Steve Fuller	1975-78	535	3.20	22	1737
22.	C.J. Spiller	2006-07	274	6.23	13	1706
23.	Reggie Merriweather	2003-06	331	4.87	20	1612
24.	Wesley McFadden	1985-89	332	4.78	13	1587
25.	Billy Hair	1950-52	321	4.92	15	1579
	Tracy Johnson	1985-88	377	4.19	23	1579

Rushing Touchdowns

Rk	Player	Years	Att.	Yards	TD
1.	Travis Zachery	1998-01	691	3058	41
2.	James Davis	2005-07	582	3130	36
3.	Lester Brown	1976-79	505	2228	31
4.	Fred Cone	1948-50	466	2172	30
5.	Terry Allen	1987-89	523	2778	28
6.	Cliff Austin	1978-82	423	2139	27
	Woodrow Dantzler	1998-01	591	2761	27
8.	Kenny Flowers	1983-86	590	2914	26
9.	Emory Smith	1993-96	358	1568	25
10.	Chuck McSwain	1979-82	483	2320	23
	Tracy Johnson	1985-88	377	1579	23

Rushing Attempts

Rk	Player	Years	Yards	Y/A	Att.
1.	Raymond Priester	1994-97	3966	4.93	805
2.	Travis Zachery	1998-01	3058	4.43	691
3.	Buddy Gore	1966-68	2571	4.29	600
4.	Woodrow Dantzler	1998-01	2761	4.67	591
5.	Kenny Flowers	1983-86	2914	4.94	590
6.	James Davis	2005-07	3130	5.38	582
7.	Ray Yaeger	1968-70	2439	4.39	555
8.	Steve Fuller	1975-78	1737	3.20	535
9.	Terry Allen	1987-89	2778	5.31	523
10.	Rodney Blunt	1989-93	2173	4.28	508
11.	Lester Brown	1976-79	2228	4.45	505
12.	Ken Callicutt	1973-77	2256	4.59	492

13.	Chuck McSwain	1979-82	2320	4.80	483
14.	Stacey Driver	1982-85	2292	4.82	476
15.	Fred Cone	1948-50	2172	4.66	466

Passing

Passing Yards

Rk	Player	Years	Att.	Co.	Pct.	Yards
1.	Charlie Whitehurst	2002-05	1368	817	59.7	9665
2.	Woodrow Dantzler	1998-01	796	460	57.8	6037
3.	Nealon Greene	1994-97	805	458	56.9	5719
4.	Rodney Williams	1985-88	717	333	46.4	4647
5.	Steve Fuller	1975-78	554	287	51.8	4359
6.	Tommy Kendrick	1969-71	644	303	47.0	3893
7.	Homer Jordan	1979-82	479	250	52.2	3643
8.	Brandon Streeter	1996-99	519	294	56.6	3504
9.	Mike Eppley	1980-84	449	252	56.1	3354
10.	DeChane Cameron	1988-91	470	257	54.7	3300
11.	Cullen Harper	2005-07	455	297	65.3	3161
12.	Will Proctor	2003-06	338	201	59.5	2634
13.	Jimmy Addison	1965-67	393	202	51.4	2616
14.	Willie Simmons	2000-02	391	204	52.2	2530
15.	Bobby Gage	1945-48	278	123	44.2	2448
16.	Ken Pengitore	1971-73	356	154	43.3	2412
17.	Patrick Sapp	1992-95	365	165	45.2	2278
18.	Harvey White	1957-59	289	145	50.2	2103
19.	Don King	1952-54	318	134	42.1	2077

Passing Attempts

Rk	Player	Years	Co.	Yards	Att.
1.	Charlie Whitehurst	2002-05	817	9665	1368
2.	Nealon Greene	1994-97	458	5719	805
3.	Woodrow Dantzler	1998-01	460	6037	796
4.	Rodney Williams	1985-88	333	4647	717
5.	Tommy Kendrick	1969-71	303	3893	644
6.	Steve Fuller	1975-78	287	4359	554
7.	Brandon Streeter	1996-99	294	3504	519
8.	Homer Jordan	1979-82	250	3643	479
9.	DeChane Cameron	1988-91	257	3300	470
10.	Cullen Harper	2005-07	297	3161	455
11.	Mike Eppley	1980-84	252	3354	449
12.	Jimmy Addison	1965-67	202	2616	393
13.	Willie Simmons	2000-02	204	2530	391
14.	Patrick Sapp	1992-95	165	2278	365
15.	Ken Pengitore	1971-73	154	2412	356

Completions

Rk	Player	Years	Att.	Yards	Co.
1.	Charlie Whitehurst	2002-05	1368	9665	817
2.	Woodrow Dantzler	1998-01	796	6037	460
3.	Nealon Greene	1994-97	805	5719	458
4.	Rodney Williams	1985-88	717	4647	333
5.	Tommy Kendrick	1969-71	644	3893	303
6.	Cullen Harper	2005-07	455	3161	297
7.	Brandon Streeter	1996-99	519	3504	294
8.	Steve Fuller	1975-78	554	4359	287
9.	DeChane Cameron	1988-91	470	3300	257
10.	Mike Eppley	1980-84	449	3354	252



Woodrow Dantzler passed for 6,037 yards and rushed for 2,761 yards from 1998-01.

11.	Homer Jordan	1979-82	479	3643	250
12.	Willie Simmons	2000-02	391	2530	204
13.	Jimmy Addison	1965-67	393	2616	202
14.	Will Proctor	2003-06	338	2634	201
15.	Patrick Sapp	1992-95	365	2278	165

Completion Percentage

Rk	Player	Years	Co.-Att.	Pct.
1.	Cullen Harper	2005-07	297-455	65.3
2.	Charlie Whitehurst	2002-05	817-1368	59.7
3.	Will Proctor	2003-06	201-334	59.5
4.	Woodrow Dantzler	1998-01	460-796	57.8
5.	Nealon Greene	1994-97	458-805	56.9
6.	Chris Morocco	1986-89	89-157	56.7
7.	Brandon Streeter	1996-99	294-519	56.6
8.	Mike Eppley	1980-84	252-449	56.1
9.	DeChane Cameron	1988-91	257-470	54.7
10.	Billy Lott	1977-79	105-198	53.0
11.	Homer Jordan	1979-82	250-479	52.2
12.	Willie Simmons	2000-02	204-391	52.2
13.	Steve Fuller	1975-78	287-554	51.8
14.	Jimmy Addison	1965-67	202-393	51.4
15.	Harvey White	1957-59	145-289	50.2
16.	Mike O'Cain	1974-76	91-182	50.0

Note: Minimum 150 attempts.

Passing Yards Per Attempt

Rk	Player	Years	Att.	Yards	Y/Att.
1.	Bobby Gage	1945-48	278	2448	8.81
2.	Jackie Calvert	1948-50	101	885	8.76
3.	Chris Morocco	1986-89	157	1238	7.89

Pass Efficiency Leaders

Rk	Player	Years	Att.	Co.	Pct.	Int.	Int. Pct.	Yards	Yards/Att.	TD	TD Pct.	Eff.
1.	Cullen Harper	2005-07	455	297	65.3	6	1.32	3161	6.95	29	6.37	142.0
2.	Will Proctor	2003-06	338	201	59.5	11	3.25	2634	7.79	19	5.62	137.0
3.	Woodrow Dantzler	1998-01	796	460	57.8	24	3.02	6037	7.58	41	5.15	132.5
4.	Mark Fellers	1972-74	124	58	46.8	7	5.64	943	7.60	12	9.68	131.3
5.	Chris Morocco	1986-89	157	89	56.7	4	2.55	1238	7.89	6	3.82	130.4
6.	Mike Eppley	1980-84	449	252	56.1	26	5.79	3354	7.47	28	6.23	127.9
7.	Bobby Gage	1945-48	278	123	44.2	27	9.71	2448	8.81	24	8.63	127.3
8.	Nealon Greene	1994-97	805	458	56.9	26	3.22	5719	7.10	35	4.35	124.5
9.	Charlie Whitehurst	2002-05	1368	817	59.7	46	3.36	9665	7.07	49	3.58	124.2
10.	Harvey White	1957-59	289	145	50.2	12	4.15	2103	7.28	18	6.22	123.6
11.	Jackie Calvert	1948-50	101	40	39.6	8	7.92	885	8.76	8	7.92	123.5
12.	Steve Fuller	1975-78	554	287	51.8	21	3.79	4359	7.87	22	3.97	123.4
13.	DeChane Cameron	1988-91	470	257	54.7	15	3.19	3300	7.02	13	2.76	116.4
14.	Homer Jordan	1979-82	479	250	52.2	27	5.63	3643	7.61	15	3.13	115.2
15.	Brandon Streeter	1996-99	519	294	56.6	26	5.00	3504	6.75	17	3.28	114.1

Note: Minimum 100 attempts.

Career Leaders



4. Steve Fuller	1975-78	554	4359	7.87
5. Will Proctor	2003-06	338	2634	7.79
6. Homer Jordan	1979-82	479	3643	7.61
7. Mark Fellers	1972-74	124	943	7.60
8. Woodrow Dantzler	1998-01	796	6037	7.58
9. Mike Eppley	1980-84	449	3354	7.47
10. Harvey White	1957-59	289	2103	7.28
11. Nealon Greene	1994-97	805	5719	7.10
12. Mike O'Cain	1974-76	182	1291	7.09
13. Charlie Whitehurst	2002-05	1368	9665	7.07
14. DeChane Cameron	1988-91	470	3300	7.02
15. Billy Lott	1977-79	198	1385	7.00

Passing Touchdowns

Rk Player	Years	Att.	Int.	TD
1. Charlie Whitehurst	2002-05	1368	46	49
2. Woodrow Dantzler	1998-01	796	24	41
3. Nealon Greene	1994-97	805	26	35
4. Cullen Harper	2005-07	455	6	29
5. Mike Eppley	1980-84	449	26	28
6. Bobby Gage	1945-48	278	27	24
Tommy Kendrick	1969-71	644	42	24
8. Steve Fuller	1975-78	554	21	22
9. Will Proctor	2003-06	338	11	19
10. Harvey White	1957-59	289	12	18
11. Brandon Streeter	1996-99	519	26	17
12. Jimmy Addison	1965-67	393	27	16
Rodney Williams	1985-88	717	27	16
Willie Simmons	2000-02	383	13	16
15. Homer Jordan	1979-82	479	27	15
Billy Hair	1950-52	295	28	15

Interception Avoidance

Rk Player	Years	Int.-Att.	Pct.
1. Cullen Harper	2005-07	6-455	1.32
2. Chris Morocco	1986-89	4-157	2.55
3. Patrick Sapp	1992-95	10-365	2.74
4. Woodrow Dantzler	1998-01	24-796	3.02
5. DeChane Cameron	1988-91	15-470	3.19
6. Nealon Greene	1994-97	26-805	3.22
7. Will Proctor	2003-06	11-338	3.25
8. Willie Simmons	2000-02	13-391	3.32
9. Charlie Whitehurst	2002-05	46-1368	3.36
10. Billy Lott	1977-79	7-198	3.53
11. Rodney Williams	1985-88	27-717	3.77
12. Steve Fuller	1975-78	21-554	3.79
13. Randy Anderson	1984-87	6-145	4.14
14. Harvey White	1957-59	12-289	4.15
15. Mike O'Cain	1974-76	9-182	4.94

Note: Minimum 100 attempts.

Receiving

Receptions

Rk Player, Pos.	Years	Yards	Avg.	TD	Rec.
1. Derrick Hamilton, WR	2001-03	2312	13.8	16	167
2. Rod Gardner, WR	1997-00	2498	15.0	13	166
3. Aaron Kelly, WR	2005-07	2011	12.2	16	165
4. Terry Smith, WR	1990-93	2681	16.5	15	162
5. Perry Tuttle, WR	1978-81	2534	16.9	17	150
6. Kevin Youngblood, WR	2000-03	1713	12.1	6	142
7. Chansi Stuckey, WR	2003-06	1760	12.5	7	141
8. Jerry Butler, WR	1975-78	2223	16.0	11	139
9. Brian Wofford, WR	1996-99	1857	13.5	13	138
Airese Currie, WR	2001-04	2030	14.7	10	138
11. Tony Horne, WR	1994-97	1750	14.6	13	120
12. Phil Rogers, WR	1965-67	1469	13.9	5	106
13. Travis Zachery, TB	1998-01	1057	10.1	9	105
14. Mal Lawyer, WR	1996-99	1255	12.7	9	99
15. Tyler Grisham, WR	2005-07	1018	10.7	7	95
16. John McMakin, TE	1969-71	1255	13.5	12	93
17. Terrance Roulhac, WR	1983-86	1487	16.2	16	92
18. Glenn Smith, TE	1949-51	1576	17.9	18	88
19. Ray Williams, WR	1983-86	1290	15.0	6	86
20. J.J. McKevley, WR	1999-02	1277	15.2	8	84
21. Gary Cooper, WR	1985-89	1592	20.2	11	79
22. Keith Jennings, WR	1985-88	1117	14.3	2	78
23. Antwan Wyatt, WR	1993-95	972	12.8	6	76
24. Curtis Baham, WR	2002-05	929	13.3	7	70
25. Charlie Waters, WR	1967-69	1196	17.1	4	68

Receiving Yards


Rk Player, Pos.	Years	Rec.	Yards
1. Terry Smith, WR	1990-93	162	2681
2. Perry Tuttle, WR	1978-81	150	2534
3. Rod Gardner, WR	1997-00	166	2498
4. Derrick Hamilton, WR	2001-03	167	2312
5. Jerry Butler, WR	1975-78	139	2223
6. Airese Currie, WR	2001-04	138	2030
7. Aaron Kelly, WR	2005-07	165	2011
8. Brian Wofford, WR	1996-99	138	1857
9. Chansi Stuckey, WR	2003-06	141	1760
10. Tony Horne, WR	1994-97	120	1750
11. Kevin Youngblood, WR	2000-03	142	1713
12. Gary Cooper, WR	1985-89	79	1592
13. Glenn Smith, TE	1949-51	88	1576
14. Terrance Roulhac, WR	1983-86	92	1487
15. Phil Rogers, WR	1965-67	106	1469
16. Ray Williams, WR	1983-86	86	1290
17. J.J. McKelvey, WR	1999-02	84	1277
18. John McMakin, TE	1969-71	93	1255
Mal Lawyer, WR	1996-99	99	1255
20. Charlie Waters, WR	1967-69	68	1166
21. Keith Jennings, WR	1985-88	78	1117
22. Travis Zachery, TB	1998-01	105	1057
23. Bennie Cunningham, TE	1972-75	69	1044
24. Tyler Grisham, WR	2005-07	95	1018
25. Antwan Wyatt, WR	1993-95	76	972

Receiving Touchdowns

Rk Player, Pos.	Years	TD
1. Glenn Smith, TE	1949-51	18
2. Perry Tuttle, WR	1978-81	17
3. Terrance Roulhac, WR	1983-86	16
Derrick Hamilton, WR	2001-03	16
Aaron Kelly, WR	2005-07	16
6. Terry Smith, WR	1990-93	15
7. Tony Horne, WR	1994-97	13
Brian Wofford, WR	1996-99	13
Rod Gardner, WR	1997-00	13
10. John McMakin, TE	1969-71	12

Yards Per Reception

Rk Player, Pos.	Years	Rec.	Yards	Y/Rec.
1. Joe Blalock, TE	1939-41	38	773	20.34
2. Gary Cooper, FLK	1985-89	79	1592	20.15
3. Frank Magwood, WR	1979-82	51	920	18.04
4. Glenn Smith, TE	1949-51	88	1576	17.91
5. Eddis Freeman, TE	1943-46	37	655	17.70
6. Dwight Clark, WR	1975-78	33	571	17.30
7. Bill Mathis, TB	1957-59	35	602	17.20
8. Charlie Waters, WR	1967-69	68	1166	17.15
9. Perry Tuttle, WR	1978-81	150	2534	16.89
10. Terry Smith, WR	1990-93	162	2681	16.55
11. Wayne Bell, TE	1964-66	54	883	16.35
12. Joey Walters, WR	1974-76	59	963	16.32



Jerry Butler caught 139 passes from 1975-78.

Touchdown Responsibility

Rk Name	Years	Rush	Pass	*	Tot
1. Woodrow Dantzler	1998-01	27	41	0	68
2. Charlie Whitehurst	2002-05	10	49	0	59
3. Travis Zachery	1998-01	41	0	9	50
4. Steve Fuller	1975-78	22	22	0	44
5. Nealon Greene	1994-97	8	35	0	43
6. Ray Mathews	1947-50	20	11	8	39
7. James Davis	2005-07	36	0	2	38
8. Bobby Gage	1945-48	8	24	3	35
9. Mike Eppley	1980-84	5	28	0	33
10. Lester Brown	1976-79	31	0	1	32
Cullen Harper	2005-07	3	29	0	32

* - includes punt returns, kickoff returns, pass receiving, interception returns, and fumble returns

13. Bennie Cunningham, TE	1972-75	64	1044	16.31
14. Terrance Roulhac, WR	1983-86	92	1487	16.16
15. Jerry Butler, WR	1975-78	139	2223	15.99

Note: Minimum 30 receptions.

Total Offense Yards

Rk Player	Years	Plays	Rush	Pass	Total
1. Charlie Whitehurst	2002-05	1634	98	9665	9763
2. Woodrow Dantzler	1998-01	1587	2761	6037	8798
3. Nealon Greene	1994-97	1158	1067	5719	6786
4. Steve Fuller	1975-78	1089	1737	4359	6096
5. Rodney Williams	1985-88	1024	863	4647	5510
6. Homer Jordan	1979-82	859	971	3643	4614
7. DeChane Cameron	1988-91	765	926	3300	4226
8. Raymond Priester	1994-97	805	3966	0	3966
9. Bobby Gage	1945-48	594	1309	2448	3757
10. Mike Eppley	1980-84	614	398	3354	3752
11. Brandon Streeter	1996-99	610	52	3504	3556
12. Billy Hair	1950-52	616	1579	1885	3464
13. Tommy Kendrick	1969-71	794	-484	3893	3409
14. Ken Pengitore	1971-73	703	898	2412	3310
15. James Davis	2005-07	582	3130	0	3130
16. Cullen Harper	2005-07	532	-73	3161	3088
17. Travis Zachery	1998-01	692	3058	0	3058
18. Kenny Flowers	1983-86	590	2914	0	2914
19. Terry Allen	1987-89	525	2778	66	2844
20. Ray Mathews	1947-50	449	1886	907	2793

Scoring

Rk Player, Pos.	Years	TD	PAT	FGA	TP
1. Aaron Hunt, PK	2000-03	0	164-172	55-76	329
2. Nelson Welch, PK	1991-94	0	85-92	72-102	301
3. Travis Zachery, TB	1998-01	50	---	---	300
4. Obed Ariri, PK	1977-80	0	99-103	63-97	288
5. Chris Gardocki, PK	1988-90	0	72-72	63-89	261
6. Jad Dean, PK	2003-06	0	97-103	51-68	250
7. David Treadwell, PK	1985-87	0	92-93	47-66	233
8. James Davis, RB	2005-07	38	---	---	228
9. Bob Paulling, PK	1979-83	0	107-109	34-41	209
10. Lester Brown, RB	1976-79	32	---	---	192
11. Fred Cone, RB	1948-50	31	3-4	---	189
12. Ray Mathews, RB	1947-50	28	---	---	168
Kenny Flowers, RB	1983-86	28	---	---	168
Terry Allen, RB	1987-89	28	---	---	168
15. Cliff Austin, RB	1978-82	27	---	---	162
Woodrow Dantzler, QB	1998-01	27	---	---	162
17. Emory Smith, FB	1993-96	26	---	---	156
18. Ray Yaeger, RB	1968-70	23	*2	---	140
19. Donald Igwebuike, PK	1981-84	0	41-41	32-43	139
20. Chuck McSwain, RB	1979-82	23	---	---	138
Tracy Johnson, RB	1985-88	23	---	---	138
22. Raymond Priester, RB	1994-97	22	*4	---	136
23. Eddie Seigler, PK	1970-72	0	44-46	30-60	134
Steve Fuller, QB	1975-78	22	*2	---	134
Terrence Flagler, RB	1983-86	22	*2	---	134

* - total two-point conversion points

Interceptions

Rk Player, Pos.	Years	Yards	Avg.	TD	Int.
1. Terry Kinard, FS	1978-82	147	8.6	0	17
2. Fred Knoebel, DB	1950-52	122	8.1	0	15
3. Justin Miller, CB	2002-04	94	7.2	0	13
4. Eddie Geathers, CB	1977-80	114	9.5	0	12



Career Leaders

Robert O'Neal, FS	1989-92	119	9.9	0	12
Alex Ardley, CB	1998-00	151	12.6	1	12
Brian Mance, CB	1999-02	73	6.1	0	12
8. Pete Cook, CB	1950-52	129	11.7	0	11
Brian Dawkins, SS	1992-95	101	9.2	1	11
Peter Ford, CB	1993-96	138	12.5	1	11

Interception Return Yards

Rk Player, Pos.	Years	Int.	Avg.	Yards
1. Rex Varn, FS	1976-79	10	27.5	275
2. Antwan Edwards, DB	1995-98	8	24.4	195
3. Don Kelley, DB	1969-71	6	29.7	178
4. Alex Ardley, CB	1998-00	12	12.6	151
5. Terry Kinard, FS	1978-82	17	8.6	147
6. Johnny Rembert, LB	1981,82	8	17.9	143
7. Peter Ford, CB	1993-96	11	12.5	138
8. Michael Hamlin, S	2005-07	8	16.5	132
9. Ray Matthews, DB	1947-50	10	13.1	131
Jamaal Fudge, S	2002-05	10	13.1	131

Takeaway Return Yards

Rk Player	Years	IR	FR	Total
1. Antwan Edwards	1995-98	8-195	2-104	10-299
2. Rex Varn	1976-79	10-275		10-275
3. Don Kelley	1969-71	6-178		6-178
4. Alex Ardley	1998-00	12-151		12-151
5. Rahim Abdullah	1996-98	2-67	2-83	4-150
6. Terry Kinard	1978-82	17-147		17-147
7. Johnny Rembert	1981,82	8-143		8-143
8. Peter Ford	1993-96	11-138		11-138
9. Leomont Evans	1992-95	5-115	1-20	11-135
10. Michael Hamlin	2005-07	8-132		8-132

Starts

Rk Player, Pos.	Years	Starts
1. Eric Harmon, OG	1987-90	47
Jim Bundren, OT	1994-97	47
Glenn Rountree, OG	1994-97	47
Aaron Hunt, PK	2000-03	47
5. Nelson Welch, PK	1991-94	46
Cole Chason, P	2003-06	46
7. Jeb Flesch, OG	1988-91	45
8. Rodney Williams, QB	1985-88	44
Barry Richardson, OT	2004-07	44
10. Obed Ariri, PK	1977-80	43
Dale Hatcher, P	1981-84	43
Levon Kirkland, OLB	1988-91	43

Starts By Position

Offense

TE:	33 by Bennie Cunningham, 1972-75
OT:	47 by Jim Bundren, 1994-97
OG:	47 by Eric Harmon, 1987-90
	47 by Glenn Rountree, 1994-97
C:	36 by Jeff Bak, 1985-88
	36 by Kyle Young, 1998-01
WR:	42 by Terry Smith, 1990-93
QB:	44 by Rodney Williams, 1985-88
RB:	42 by Raymond Priestler, 1994-97
PK:	47 by Aaron Hunt, 2000-03



Center Kyle Young played a Tiger-record 3,097 snaps between 1998-01.

All-Purpose Yards

Rk Player, Pos.	Years	Rush	Rec.	KOR	PR	Total
1. Derrick Hamilton, WR	2001-03	358	2312	1552	618	4839
2. Travis Zachery, TB	1998-01	3058	1057	---	276	4391
3. Raymond Priestler, RB	1994-97	3966	316	---	---	4282
4. James Davis, RB	2005-07	3130	318	13	---	3461
5. Buddy Gore, TB	1966-68	2571	65	637	---	3273
6. Kenny Flowers, TB	1983-86	2914	192	40	---	3146
7. C.J. Spiller, RB	2006,07	1706	481	781	170	3138
8. Ray Mathews, WB	1947-50	1886	650	294	298	3128
9. Terry Allen, TB	1987-89	2778	243	80	---	3101
10. Ray Auger, TB	1968-70	2439	328	177	---	2944
11. Perry Tuttle, WR	1978-81	103	2534	266	---	2903
12. Tony Horne, WR	1994-97	7	1750	795	332	2884
13. Woodrow Dantzler, QB	1998-01	2761	5	---	---	2766
14. Ray Williams, WR	1983-86	118	1290	1350	---	2758
15. Terry Smith, WR	1990-93	34	2681	---	---	2715

Defense

DE/OLB:	43 by Levon Kirkland, 1988-91
DT:	40 by Jim Stuckey, 1976-79
MG:	37 by Carlos Curry, 1992-95
ILB:	42 by Bubba Brown, 1976-79
SS:	37 by Gene Beasley, 1985-88
FS:	42 by James Lott, 1986-89
CB:	35 by Donnell Woolford, 1985-88
	35 by Alex Ardley, 1998-00
P:	46 by Cole Chason, 2003-06

Games

Rk Player, Pos.	Years	Games
1. Gregory Walker, OT	2000-03	50
2. J.J. McKelvey, WR	1999-02	49
Bryant McNeal, DE	1999-02	49
Eric Meekins, FS	1999-02	49
Aaron Hunt, PK	2000-03	49
John Leake, LB	2000-03	49
Khaleed Vaughn, LB	2000-03	49
Maurice Fountain, DE	2001-04	49
David Dunham, LB	2002-05	49
Jamaal Fudge, S	2002-05	49
Tye Hill, CB/TB	2002-05	49
Cole Chason, P	2003-06	49
Jad Dean, PK	2003-06	49
Barry Richardson, OT	2004-07	49

Snaps

Rk Player, Pos.	Years	Snaps
1. Kyle Young, C	1998-01	3097
2. Glenn Rountree, OG	1994-97	3048
3. Charlie Whitehurst, QB	2002-05	2875
4. Eric Harmon, OG	1987-90	2870
5. Barry Richardson, OT	2004-07	2778
6. Jim Bundren, OT	1994-97	2772
7. Robert Carswell, FS	1997-00	2760
8. Jeb Flesch, OG	1988-91	2657
9. T.J. Watkins, OG/TE	1998-01	2655
10. Nealon Greene, QB	1994-97	2607
11. Robert O'Neal, FS	1989-92	2547
12. Stacy Seegars, OG	1990-93	2457
13. Jamaal Fudge, S	2002-05	2411
14. Cedric Johnson, OG	2001-04	2355
15. Chad Carson, LB	1998-01	2353

Special Teams

Punt Return Yards

Rk Player	Years	PR	Avg.	TD	Yards
1. Shad Bryant	1937-39	65	12.0	1	779
2. Donnell Woolford	1985-88	78	9.6	2	754
3. James Lott	1986-89	71	9.6	0	683
4. Don Kelley	1969-71	56	11.3	2	632
5. Derrick Hamilton	2001-03	68	9.1	0	618
6. Willie Jordan	1975-78	54	10.5	0	569
7. Billy Davis	1980-83	87	6.4	0	555
8. Darnell Stephens	1991-93	44	10.5	1	463
9. Steak Lawton	1934-36	26	17.5	2	456
10. Richie Luzzi	1966-68	56	7.9	1	441

Kickoff Return Yards

Rk Player	Years	KOR	Avg.	TD	Yards
1. Derrick Hamilton	2001-03	58	26.8	2	1552
2. Justin Miller	2002-04	50	30.7	3	1534
3. Andre Humphrey	1992-95	68	21.9	0	1486
4. Ray Williams	1983-86	66	20.5	0	1350
5. Terrence Roulhac	1983-86	42	26.4	0	1108
6. Warren Ratchford	1974-78	44	22.0	0	848
7. Joe Henderson	1987-89	30	27.6	1	802
8. Tony Horne	1994-97	30	26.5	0	795
9. C.J. Spiller	2006,07	32	24.4	2	781
10. William Scott	1974,75	36	20.1	0	723

Kick Scoring

Rk Player	Years	Points
1. Aaron Hunt	2000-03	329
2. Nelson Welch	1991-94	301
3. Obed Ariri	1977-80	288
4. Chris Gardocki	1988-90	261
5. Jad Dean	2003-06	250
6. David Treadwell	1985-87	233
7. Bob Paulling	1979-83	209
8. Donald Igwebuike	1981-84	139
9. Eddie Seigler	1970-72	134

Field Goals Made

Rk Player	Years	FG
1. Nelson Welch	1991-94	72
2. Obed Ariri	1977-80	63
Chris Gardocki	1988-90	63
4. Aaron Hunt	2000-03	55
5. Jad Dean	2003-06	51
6. David Treadwell	1985-87	47
7. Bob Paulling	1979-83	34
8. Donald Igwebuike	1981-84	32
9. Eddie Seigler	1970-72	30

PATs

Rk Player	Years	PAT
1. Aaron Hunt	2000-03	164
2. Bob Paulling	1979-83	107
3. Obed Ariri	1977-80	99
4. Jad Dean	2003-06	97
5. David Treadwell	1985-87	92
6. Nelson Welch	1991-94	85
7. Charles Radcliff	1950-52	72
Chris Gardocki	1988-90	72

Punting Average

Rk Player	Years	Punts	Yards	Avg.
1. Chris Gardocki	1988-90	151	6566	43.48
2. Dale Hatcher	1981-84	191	8191	42.99
3. Jimmy Maners	2006,07	56	2396	42.79
4. Banks McFadden	1937-39	94	3967	42.20
5. David Sims	1977-80	197	8126	41.25
6. Mitch Tyner	1973,74	127	5201	40.95
7. Jack Anderson	1968-70	56	2278	40.64
8. Chris McInally	1993-95	73	2946	40.36
9. Andy Newell	1984,85	59	2378	40.31
10. Kevin Laird	1995-98	220	8815	40.07

Note: Minimum 50 punts.

Individual Defensive Records



Tackles

Game: 27, Keith Adams vs. South Carolina, 1999
Season: 186, Keith Adams, 1999
Career: 515, Bubba Brown, 1976-79

First Hits

Game: 18, Keith Adams vs. South Carolina, 1999
Season: 119, Jeff Davis, 1981; Keith Adams, 1999
Career: 295, Jeff Davis, 1978-81

Tackles By a Lineman

Game: 21, Willie Anderson vs. South Carolina, 1974
Season: 114, Mark Heniford, 1977
Career: 314, Jim Stuckey, 1976-79

Tackles By a Defensive Back

Game: 20, Charles Hafley vs. Maryland, 2001; Jamaal Fudge vs. Virginia, 2003
Season: 129, Robert Carswell, 1999
Career: 372, Robert Carswell, 1997-00

Tackles For Loss

Game: 6, Keith Adams vs. Duke, 1999
Season: 35, Keith Adams, 1999
Career: 61, Michael Dean Perry, 1984-87

Pass Breakups

Game: 5, Perry Williams vs. Virginia Tech, 1985
Season: 21, Tye Hill, 2004
Career: 44, Donnell Woolford, 1985-88

Pass Breakups By Defensive Lineman/End

Game: 2, many
Season: 9, Gaines Adams, 2005
Career: 23, Levon Kirkland, 1988-91



Willie Anderson had 21 tackles against South Carolina in 1974. It was the most tackles by a Clemson defensive lineman in history.

Passes Defended

Game: 5, Perry Williams vs. Virginia Tech, 1985
Season: 21, Dextra Polite, 1999; Tye Hill, 2004
Career: 54, Donnell Woolford, 1985-88

Sacks

Game: 4, Keith Adams vs. Duke, 1999
Season: 16, Keith Adams, 1999
Career: 28, Michael Dean Perry, 1984-87
 28, Gaines Adams, 2003-06

Caused Fumbles

Game: 2, many
Season: 4, many
Career: 10, Jeff Davis, 1978-81
 10, Ed McDaniell, 1988-91

Recovered Fumbles

Game: 2, Ron Scrudato vs. Furman, 1959; Jimmy King vs. Rice, 1959; Bob Coleman vs. South Carolina, 1960; Ronnie Kitchens vs. Maryland, 1969; B.B. Elvington vs. Wake Forest, 1970; Willie Anderson vs. Duke, 1974; Dennis Smith vs. North Carolina, 1975; Randy Scott vs. Duke, 1978; Jim Scott vs. Boston College, 1983; Henry Walls vs. Duke, 1985; Gene Beasley vs. Furman, 1988; Levon Kirkland vs. Georgia Tech, 1989; Tyron Mouzon vs. South Carolina, 1989; Kelton Dunnican vs. Virginia, 1996; **Dorell Scott vs. Temple, 2005**
Season: 4, Ronnie Ducworth, 1968; B.B. Elvington, 1970; Jeff Davis, 1981; William Devane, 1983
Career: 8, Jeff Davis, 1977-81

Fumble Return Yards

Game: 93, Antwan Edwards at Virginia, 1998
Season: 104, Antwan Edwards, 1998
Career: 104, Antwan Edwards, 1995-98

Interceptions

Game: 3, Kit Jackson vs. Wake Forest, 1965; Leomont Evans vs. N.C. State, 1995; Brian Dawkins vs. Duke, 1995; Alex Ardley vs. Maryland, 2000
Season: 8, Robert O'Neal, 1989; Justin Miller, 2002
Career: 17, Terry Kinard, 1978-82

Interception Return Yards

Game: 101, Willie Underwood vs. South Carolina, 1980 (2 IR)
Season: 156, Don Kelley, 1970 (3 IR)
Career: 275, Rex Varn, 1976-79 (10 IR)

Takeaways

Game: 3, Kit Jackson vs. Wake Forest, 1965 (3 IR); Dennis Smith vs. North Carolina, 1975 (1 IR, 2 RF); Leomont Evans vs. N.C. State, 1995 (3 IR); Brian Dawkins vs. Duke, 1995 (3 IR); Randy Scott vs. Duke, 1978 (1 IR, 2 RF); Andre Carter vs. Virginia, 1994 (2 IR, 1 RF); Brian Mance vs. Missouri, 2000 (2 IR, 1 RF); Alex Ardley vs. Maryland, 2000 (3 IR)
Season: 9, Robert O'Neal, 1989 (8 IR, 1 FR)
Career: 19, Terry Kinard, 1978-82 (17 IR, 2 FR)

Single-Game Tackle Bests

Rk	Player, Pos.	Opponent	Year	Tac.
1.	Keith Adams, LB	South Carolina	1999	27
2.	Jeff Davis, LB	North Carolina	1980	24
3.	Chad Carson, LB	Wake Forest	2001	23
4.	Bubba Brown, LB	Ohio State	1978	22
	Bubba Brown, LB	N.C. State	1979	22
	Jeff Davis, LB	Maryland	1980	22
	Chad Carson, LB	Georgia Tech	2000	22
8.	Willie Anderson, MG	South Carolina	1974	21
	Henry Walls, LB	Georgia Tech	1985	21
	John Leake, LB	Maryland	2002	21
11.	Jeff Davis, LB	Tulane	1981	20
	Henry Walls, LB	Boston College	1983	20
	Tim Jones, LB	Duke	1994	20
	Anthony Simmons, LB	South Carolina	1996	20
	Charles Hafley, FS	Maryland	2001	20
	Jamaal Fudge, ROV	Virginia	2003	20

Return Yards on Takeaways

Game: 101, Willie Underwood vs. South Carolina, 1980
Season: 160, Antwan Edwards, 1998
Career: 299, Antwan Edwards, 1995-98

Special Teams Tackles*

Game: 7, Chad Speck vs. Georgia Tech, 1999
Season: 26, Rodney Thomas, 2000
Career: 47, Chad Speck, 1997-00

* - since 1986 (all other stats are from 1976-07)



In four seasons from 2003-06, Gaines Adams tied the school record with 28 career sacks.

Longest Offensive Drives

Plays					Time					Yardage				
PL	Date	W-L	Score	Opponent	Time	Date	W-L	Score	Opponent	Yards	Date	W-L	Score	Opponent
20	10-7-1978	W	38-7	Virginia Tech	9:47	9-10-2005	W	28-24	Maryland	99	9-17-1988	L	21-24	Florida State
19	9-22-1979	W	12-7	Georgia	9:45	9-23-2006	W	52-7	North Carolina	99	10-24-1998	L	23-28	Duke
19	10-12-2002	L	17-22	Virginia	9:34	11-7-1992	W	40-7	North Carolina	98	12-31-1993	W	14-13	Kentucky
19	11-19-2005	W	13-9	South Carolina	8:49	9-5-1998	W	33-0	Furman	97	11-16-1974	W	28-9	Virginia
19	9-29-2007	L	3-13	Georgia Tech	8:48	9-26-1992	L	16-20	Georgia Tech	97	10-14-2000	W	35-14	Maryland
18	9-26-1992	L	16-20	Georgia Tech	8:47	11-20-1987	L	7-20	South Carolina	97	9-30-2006	W	51-0	Louisiana Tech
18	11-7-1992	W	40-7	North Carolina	8:39	10-7-1978	W	38-7	Virginia Tech	96	11-17-2001	L	15-20	South Carolina
18	10-7-1989	W	34-20	Virginia	8:15	10-28-1995	W	24-3	Georgia Tech	96	9-3-2005	W	25-24	Texas A&M
18	11-20-1987	L	7-20	South Carolina	8:13	11-21-1959	W	33-31	Wake Forest	96	10-7-2006	W	27-17	Wake Forest
18	10-18-1986	W	35-3	Duke	8:13	9-9-2000	W	62-9	Missouri	96	10-7-2006	W	27-17	Wake Forest
18	12-31-1993	W	14-13	Kentucky	8:11	9-19-1970	W	27-17	Virginia	95	10-2-1982	W	24-6	Kentucky
18	1-1-1959	L	0-7	Louisiana State	8:09	11-2-1996	W	35-3	Maryland	95	9-7-1995	W	19-3	Furman
18	9-5-1998	W	33-0	Furman	8:00	10-7-1989	W	34-20	Virginia	95	9-28-1996	W	21-10	Wake Forest
18	9-29-2001	W ^(OT)	47-44	Georgia Tech										

Yearly Defensive Leaders

Tackles

Year	Player, Pos.	Tac.
1976	Randy Scott, LB	130
1977	Randy Scott, LB	133
1978	Bubba Brown, LB	170
1979	Bubba Brown, LB	150
1980	Jeff Davis, LB	160
1981	Jeff Davis, LB	175
1982	Terry Kinard, FS	89
1983	Henry Walls, LB	93
1984	William Perry, MG	100
1985	Henry Walls, LB	153
1986	Norman Haynes, LB	74
1987	James Earle, OLB	79
1988	Ed McDaniel, LB	104
1989	Doug Brewster, LB	100
1990	Ed McDaniel, LB	109
1991	Ed McDaniel, LB	114
1992	Tim Jones, LB	89
1993	Tim Jones, LB	109
1994	Tim Jones, LB	118
1995	Anthony Simmons, LB	150
1996	Anthony Simmons, LB	178
1997	Anthony Simmons, LB	158
1998	Chris Jones, LB	128
1999	Keith Adams, LB	186
2000	Chad Carson, LB	156
2001	Chad Carson, LB	137
2002	John Leake, LB	169
2003	Leroy Hill, LB	145
2004	Leroy Hill, LB	106
2005	Anthony Waters, LB	109
2006	Nick Watkins, LB	116
2007	Nick Watkins, LB	118

Tackles For Loss

Year	Player, Pos.	TFL
1976	Randy Scott, LB	12
1977	Randy Scott, LB	18
1978	Randy Scott, LB	11
1979	Jim Stuckey, DT	20
1980	Steve Durham, DT	8
1981	Jeff Bryant, DT	19
1982	Edgar Pickett, DE	10
1983	William Perry, MG	15
1984	William Perry, MG	27
1985	Steve Berlin, DT	9
1986	Michael Dean Perry, DT	15
1987	Michael Dean Perry, DT	24
1988	Mark Drag, MG	12
1989	Chester McGlockton, DT	10
	Wayne Simmons, OLB	10
1990	Rob Bodine, MG	14
1991	Rob Bodine, MG	27
1992	Brentson Buckner, DT	18
1993	Brentson Buckner, DT	14
1994	Darnell Stephens, OLB	13
	Wardell Rouse, OLB	13
1995	Anthony Simmons, LB	11
1996	Trevor Pryce, DT	20
1997	Anthony Simmons, LB	25
1998	Rahim Abdullah, OLB	15
	Adrian Dingle, DE	15
1999	Keith Adams, LB	35
2000	Keith Adams, LB	19
2001	Bryant McNeal, DE	12
2002	Bryant McNeal, DE	14
2003	Leroy Hill, LB	27
2004	Leroy Hill, LB	19
2005	Gaines Adams, DE	15
2006	Gaines Adams, DE	17.5
2007	Phillip Merling, DE	17

Sacks

Year	Player, Pos.	Sacks-Yards
1977	Archie Reese, DT	8
1978	Jonathan Brooks, DE	6
1979	Jim Stuckey, DT	10
1980	Steve Durham, DT	6-44
1981	Jeff Bryant, DT	8-61
1982	Jim Scott, DT	6-44



Jeff Davis led the Tigers in tackles in 1980 (160) and 1981 (175).

1983	William Perry, MG	6-40
1984	William Perry, MG	10-68
1985	Steve Berlin, DT	3-26
1986	Michael Dean Perry, DT	9-60
1987	Michael Dean Perry, DT	10-86
1988	Jesse Hatcher, OLB	7.5-58
1989	Chester McGlockton, DT	7-46
1990	Vance Hammond, DT	8.5-63
1991	Rob Bodine, MG	7.5-62
1992	Ashley Sheppard, OLB	8.5-67
1993	Brentson Buckner, DT	6.5-42
1994	Darnell Stephens, OLB	8-54
1995	Patrick Sapp, OLB	5.5-33
1996	Trevor Pryce, DT	7.5-79
1997	Anthony Simmons, LB	8-57
1998	Adrian Dingle, DE	10.5-64
1999	Keith Adams, LB	16-122
2000	Keith Adams, LB	7-74
	Nick Eason, DT	7-63
2001	Bryant McNeal, DE	8-51
2002	Bryant McNeal, DE	9-63
2003	Leroy Hill, LB	8-57
2004	Leroy Hill, LB	8-66
2005	Gaines Adams, DE	9.5-64
2006	Gaines Adams, DE	12.5-87
2007	Phillip Merling, DE	7-50

Pass Breakups

Year	Player, Pos.	PBU
1977	Mark Heniford, DE	7
1978	Steve Ryan, CB	5
1979	Eddie Geathers, CB	6
1980	Willie Underwood, SS	8
1981	Hollis Hall, CB	11
1982	Terry Kinard, FS	12
1983	Rod McSwain, CB	11
1984	Ty Davis, CB	15
1985	Delton Hall, CB	15
1986	Delton Hall, CB	14
1987	Donnell Woolford, CB	15
1988	Donnell Woolford, CB	15
1989	Jerome Henderson, CB	14
1990	Dexter Davis, CB	9
1991	Robert O'Neal, FS	11
1992	Robert O'Neal, FS	9
1993	Brian Dawkins, SS	10
1994	Dexter McCleon, CB	7
1995	Dexter McCleon, CB	13
1996	Andy Ford, CB	6
	Dexter McCleon, CB	6
1997	Antwan Edwards, DB	15
1998	Antwan Edwards, CB	14
1999	Dextra Polite, CB	17
2000	Darrel Crutchfield, CB	9
2001	Charles Hafley, SS	10
2002	Brian Mance, CB	11
2003	Justin Miller, CB	13
2004	Tye Hill, CB	21

2005	Gaines Adams, DE	9
2006	Chris Clemons, S	8
2007	Chris Chancellor, CB	9

Passes Defended

Year	Player, Pos.	Int.	PBU	PD
1977	Steve Ryan, CB	6	4	10
1978	Steve Ryan, CB	4	5	9
1979	Eddie Geathers, CB	3	6	9
1980	Willie Underwood, SS	2	8	10
1981	Hollis Hall, CB	5	11	16
1982	Terry Kinard, FS	6	12	18
1983	Rod McSwain	2	11	13
1984	Ty Davis, CB	2	15	17
1985	Delton Hall, CB	1	15	16
1986	Delton Hall, CB	4	14	18
1987	Donnell Woolford, CB	5	15	20
1988	Donnell Woolford, CB	1	15	16
1989	Robert O'Neal, FS	8	9	17
1990	Dexter Davis, CB	6	9	15
1991	Robert O'Neal, FS	2	11	13
1992	Robert O'Neal, FS	2	9	11
1993	Brian Dawkins, SS	6	9	15
1994	Dexter McCleon, CB	4	8	12
1995	Brian Dawkins, SS	6	9	15
	Dexter McCleon, CB	2	13	15
1996	many (3)	--	--	6
1997	Antwan Edwards, CB	4	15	19
1998	Antwan Edwards, CB	2	14	16
1999	Dextra Polite, CB	4	17	21
2000	Alex Ardley, CB	6	7	13
2001	Charles Hafley, SS	4	10	14
2002	Brian Mance, CB	6	11	17
	Justin Miller, CB	8	9	17
2003	Justin Miller, CB	2	13	15
2004	Tye Hill, CB	0	21	21
2005	Tye Hill, CB	3	7	10
2006	Chris Clemons, S	1	8	9
2007	Chris Chancellor, CB	4	9	13

Takeaways

Year	Player, Pos.	Int.	RF	Tot.
1961	Wendell Black, DB	0	3	3
1962	Rodney Rogers, DB	3	1	4
1963	Jimmy Bell, DB	3	0	3
	Walter Cox, DL	1	2	3
1964	Jimmy Bell, DB	5	0	5
	Richard Cooper, LB	3	2	5
1965	Kit Jackson, DB	4	2	6
1966	Phil Marion, DB	4	1	5
1967	Jimmy Carter, LB	2	1	3
1968	Bob Craig, DB	3	1	4
	Ronnie Ducworth, DE	0	4	4
1969	Bob Craig, DB	3	1	4
1970	many (4)	--	--	4
1971	Bobby Johnson, DB	4	3	7
1972	Jeff Siepe, DB	3	1	4
	Jeff Stocks, DE	1	3	4
1973	Lynn Carson, DB	5	1	6
1974	Dennis Smith, DB	6	0	6
1975	Dennis Smith, DB	1	3	4
1976	Randy Scott, LB	2	2	4
1977	Steve Ryan, CB	6	0	6
1978	Steve Ryan, CB	4	2	6
1979	Jeff Davis, ILB	3	2	5
1980	Eddie Geathers, CB	3	1	4
1981	Hollis Hall, CB	5	1	6
	Terry Kinard, FS	6	0	6
1982	Terry Kinard, FS	6	1	7
1983	Ty Davis, CB	4	0	4
	William Devane, MG	0	4	4
1984	Terence Mack, OLB	3	1	4
1985	Henry Walls, ILB	2	3	5
1986	Delton Hall, CB	5	0	5
1987	Donnell Woolford, CB	5	1	6
1988	Gene Beasley, SS	3	3	6
1989	Robert O'Neal, FS	8	1	9
1990	Dexter Davis, CB	6	1	7
1991	Kenzil Jackson, ILB	2	1	3
	Tyron Mouzon, SS	3	0	3
1992	many (3)	--	--	3

1993	many (3)	--	--	4
1994	Andre Carter, FS	4	1	5
1995	Brian Dawkins, SS	6	2	8
1996	Kelton Dunnican, FB	0	3	3
1997	Antwan Edwards, DB	4	0	4
1998	Antwan Edwards, CB	2	2	4
1999	Robert Carswell, FS	6	1	7
2000	Alex Ardley, CB	6	0	6
2001	Charles Hafley, SS	4	1	5
2002	Justin Miller, CB	8	0	8
2003	Jamaal Fudge, ROV	4	1	5
2004	Justin Miller, CB	3	1	4
2005	Jamaal Fudge, S	3	1	4
	Tye Hill, CB	3	1	4
2006	many (4)	--	--	4
2007	Michael Hamlin, S	4	2	6

Recovered Fumbles

Year	Player, Pos.	RF
1954	Wingo Avery, LB	3
1955	Willie Smith, DE	2
1956	Willie Smith, DE	3
1957	Ray Masneri, DE	2
1958	Bill Thomas, DL	2
1959	Harold Olson, DT	3
1960	Bob Coleman, LB	3
1961	Wendell Black, DB	3
1962	many	1
1963	many (4)	2
1964	Joe Blackwell, DL	3
1965	many (3)	2
1966	Wayne Page, DB	2
1967	George Burnett, DB	2
1968	Ronnie Ducworth, DE	4
1969	Ivan Southerland, DE	3
1970	B.B. Elvington, DT	4
1971	Larry Hefner, LB	3
	Bobby Johnson, DB	3
1972	Jeff Stocks, DE	3
1973	G.G. Galloway, DT	3
1974	Willie Anderson, MG	2
1975	Dennis Smith, DB	3
1976	many (5)	2
1977	Roy Eppes, DB	3
1978	Randy Scott, ILB	3
1979	Jeff Davis, ILB	2
1980	Jeff Davis, ILB	2
	Joe Glenn, DE	2
1981	Jeff Davis, ILB	4
1982	many (4)	2
1983	William Devane, MG	4
1984	William Perry, MG	3
1985	A.J. Johnson, FS	3
	Henry Walls, ILB	3
1986	many (8)	1
1987	Tony Stephens, MG	2
1988	Gene Beasley, SS	3
	Doug Brewster, ILB	3
1989	Levon Kirkland, OLB	3
	Vince Taylor, ILB	3
1990	many (3)	2
1991	Levon Kirkland, OLB	2
	Wayne Simmons, OLB	2
1992	many (8)	1
1993	many (3)	2
1994	LaMarick Simpson, DT	3
1995	Brian Dawkins, SS	2
1996	Kelton Dunnican, FB	3
1997	Rahim Abdullah, OLB	2
1998	Adrian Dingle, DE	3
1999	Keith Adams, LB	2
2000	many (3)	2
2001	Nick Eason, DT	2
2002	Rodney Thomas, LB	2
2003	many (9)	1
2004	Travis Pugh, FS	2
2005	Dorell Scott, DT	2
2006	Gaines Adams, DE	3
	Duane Coleman, CB	3
2007	Michael Hamlin, S	2
	Nick Watkins, LB	2

Individual Season & Career Defensive Bests



Season

Tackles

Rk Player, Pos.	Year	Tac.
1. Keith Adams, LB	1999	186
2. Anthony Simmons, LB	1996	178
3. Jeff Davis, LB	1981	175
4. Bubba Brown, LB	1978	170
5. John Leake, LB	2002	169
6. Rodney Thomas, LB	2002	167
7. Jeff Davis, LB	1980	160
8. Anthony Simmons, LB	1997	158
9. Chad Carson, LB	2000	156
10. Henry Walls, LB	1985	153

Tackles For Loss

Rk Player, Pos.	Year	TFL
1. Keith Adams, LB	1999	35
2. William Perry, MG	1984	27
Rob Bodine, MG	1991	27
Leroy Hill, LB	2003	27
5. Anthony Simmons, LB	1997	25
6. Michael Dean Perry, DT	1987	24
7. Jim Stuckey, DT	1979	20
Trevor Pryce, DT	1996	20
9. Jeff Bryant, DT	1981	19
Keith Adams, LB	2000	19
Leroy Hill, LB	2004	19

Sacks

Rk Player, Pos.	Year	Sacks
1. Keith Adams, LB	1999	16
2. Gaines Adams, DE	2006	12.5
3. Adrian Dingle, DE	1998	10.5
4. Jim Stuckey, DT	1979	10
William Perry, MG	1984	10
Michael Dean Perry, DT	1987	10
7. Gaines Adams, DE	2005	9.5
8. Michael Dean Perry, DT	1986	9
Bryant McNeal, DE	2002	9
10. Vance Hammond, DT	1990	8.5
Ashley Sheppard, OLB	1992	8.5

Pass Breakups

Rk Player, Pos.	Year	PBU
1. Tye Hill, CB	2004	21
2. Dextra Polite, CB	1999	17
3. Ty Davis, CB	1984	15
Delton Hall, CB	1985	15
Donnell Woolford, CB	1987	15
Donnell Woolford, CB	1988	15
Antwan Edwards, DB	1997	15
8. Reggie Pleasant, CB	1984	14
Delton Hall, CB	1986	14
Jerome Henderson, CB	1989	14
Antwan Edwards, CB	1998	14

Passes Defended

Rk Player, Pos.	Year	Int.	PBU	PD
1. Dextra Polite, CB	1999	4	17	21
Tye Hill, CB	2004	0	21	21
3. Donnell Woolford, CB	1987	5	15	20
4. Antwan Edwards, CB	1997	4	15	19
5. Terry Kinard, FS	1982	6	12	18
Delton Hall, CB	1986	4	14	18
7. Ty Davis, CB	1984	2	15	17
James Lott, CB	1987	4	13	17
Robert O'Neal, FS	1989	8	9	17
Brian Mance, CB	2002	6	11	17
Justin Miller, CB	2002	8	9	17

Takeaways

Rk Player, Pos.	Year	Int.	RF	Tot.
1. Robert O'Neal, FS	1989	8	1	9
2. Brian Dawkins, FS	1995	6	2	8
Justin Miller, CB	2002	8	0	8
4. Fred Knoebel, DB	1952	7	*	7
Bobby Johnson, DB	1971	4	3	7
Terry Kinard, FS	1982	6	1	7
Dexter Davis, CB	1990	6	1	7
Robert Carswell, FS	1999	6	1	7

Career

Tackles

Rk Player, Pos.	Years	Tac.
1. Bubba Brown, LB	1976-79	515
2. Anthony Simmons, LB	1995-97	486
3. Jeff Davis, LB	1978-81	469
4. Chad Carson, LB	1998-01	448
5. John Leake, LB	2000-03	443
6. Ed McDaniel, LB	1988-91	389
7. Nick Watkins, LB	2004-07	386
8. Randy Scott, LB	1975-78	382
9. Keith Adams, LB	1998-00	379
10. Robert Carswell, FS	1997-00	374

Sacks

Rk Player, Pos.	Years	Sacks
1. Michael Dean Perry, DT	1984-87	28
Gaines Adams, DE	2003-06	28
3. William Perry, MG	1981-84	27
4. Adrian Dingle, DE	1995-98	23
Keith Adams, LB	1998-00	23
6. Brentson Buckner, DT	1990-93	22
Bryant McNeal, DE	1999-02	22
8. Chester McGlockton, DT	1989-91	20.5
9. Levon Kirkland, OLB	1988-91	19
Wayne Simmons, OLB	1989-92	19

Tackles For Loss

Rk Player, Pos.	Years	TFL
1. Michael Dean Perry, DT	1984-87	61
2. William Perry, MG	1981-84	60
3. Keith Adams, LB	1998-00	54
4. Anthony Simmons, LB	1995-97	52
5. Rob Bodine, MG	1989-91	48
Leroy Hill, LB	2001-04	48
7. Brentson Buckner, DT	1990-93	46
8. Adrian Dingle, DE	1995-98	45
9. Gaines Adams, DE	2003-06	44.5
10. Randy Scott, LB	1975-78	43

Pass Breakups

Rk Player, Pos.	Years	PBU
1. Donnell Woolford, CB	1985-88	44
2. Robert O'Neal, FS	1989-92	37
3. Antwan Edwards, CB	1995-98	35
Tye Hill, CB	2002-05	35
5. Delton Hall, CB	1983-86	33
6. Dexter Davis, CB	1988-90	32
7. Justin Miller, CB	2002-04	31
8. Terry Kinard, FS	1979-82	30
9. Dexter McCleon, CB	1993-96	28
10. Ty Davis, CB	1980-84	27



Linebacker Keith Adams' remarkable 1999 season included 186 tackles, 35 tackles for loss, and 16 sacks, all school records.



Michael Dean Perry (1984-87) is tied for the Clemson record in sacks with 28.

Passes Defended

Rk Player, Pos.	Years	Int.	PBU	PD
1. Donnell Woolford, CB	1985-88	10	44	54
2. Robert O'Neal, FS	1989-92	12	37	49
3. Terry Kinard, FS	1979-82	17	30	47
4. Justin Miller, CB	2002-04	13	31	44
5. Antwan Edwards, DB	1995-98	8	35	43
6. Dexter Davis, CB	1988-90	10	32	42
7. Tye Hill, CB	2002-05	5	35	40
8. Delton Hall, CB	1983-86	6	33	39
9. Alex Ardley, CB	1998-00	12	26	38
10. Dexter McCleon, CB	1993-96	9	28	37

Caused Fumbles

Rk Player, Pos.	Years	CF
1. Jeff Davis, LB	1978-81	10
Ed McDaniel, ILB	1988-91	10
3. Danny Triplett, LB	1979-82	8
William Perry, MG	1981-84	8
Chester McGlockton, DT	1989-91	8
6. Levon Kirkland, OLB	1988-91	7
Keith Adams, LB	1998-00	7

Recovered Fumbles

Rk Player, Pos.	Years	RF
1. Jeff Davis, LB	1978-81	8
2. William Perry, MG	1981-84	7
Levon Kirkland, OLB	1988-91	7
4. Willie Smith, DE	1954-56	6
Ronnie Ducworth, DE	1966-68	6
Gene Beasley, SS	1985-88	6
Doug Brewster, LB	1987-90	6

Takeaways

Rk Player, Pos.	Years	Int.	RF	Tot.
1. Terry Kinard, FS	1979-82	17	2	19
2. Fred Knoebel, DB	1950-52	15	*	15
Brian Dawkins, SS	1992-95	11	4	15
4. Eddie Geathers, CB	1977-80	12	2	14
Robert O'Neal, FS	1989-92	12	2	14
Justin Miller, CB	2002-04	13	1	14
7. Dexter Davis, CB	1988-90	10	3	13
8. Dennis Smith, CB	1973-75	9	3	12
Jeff Davis, LB	1978-81	4	8	12
Steve Ryan, FS	1975-78	10	2	12
Gene Beasley, SS	1985-88	6	6	12
Donnell Woolford, CB	1985-88	10	2	12
Peter Ford, CB	1993-96	11	1	12
Alex Ardley, CB	1998-00	12	0	12
Jamaal Fudge, S	2002-05	10	2	12
Michael Hamlin, S	2005-07	8	4	12




Top-25 NCAA Stat Rankings

Year	Player/Team	Category	Finish	Figure
1937	Clemson	Passing Defense	6	39.6
	Bob Bailey	Punting	9	40.0
1938	Shad Bryant	Punt Returns	5	18.0
1939	Clemson	Passing Defense	4	37.0
	Clemson	Rushing Offense	6	219.1
	Banks McFadden	Punting	6	42.7
1941	Clemson	Scoring Offense	8	25.9
	Clemson	Rushing Offense	9	236.9
	Clemson	Total Offense	10	319.9
	Charlie Timmons	Scoring	5	77
	Booty Payne	Punting	6	41.7
1944	Sid Tinsley	Punting	6	39.7
1947	Clemson	Passing Offense	5	147.9
1948	Clemson	Scoring Defense	2	5.3
	Clemson	Total Defense	3	176.0
	Clemson	Rushing Defense	10	100.1
	Ray Mathews	Scoring	7	78
1949	Jackie Calvert	Punting	7	41.8
1950	Clemson	Total Offense	4	431.2
	Clemson	Rushing Offense	8	294.2
	Fred Cone	Scoring	10	86
1951	Clemson	Interceptions	6	13.8%
	Clemson	Passing Defense	20	91.2
	Clemson	Total Defense	20	231.7
	Billy Hair	Total Offense	6	1579
	Glenn Smith	Receiving	19	35
1953	Dreher Gaskin	Pass Receiving	21	22
1954	Clemson	Total Defense	3	176.1
	Clemson	Rushing Defense	4	96.9
	Clemson	Punt Returns	16	14.9
	Joe Pagliei	Punting	25	36.7
1955	Joel Wells	Rushing	7	782
	Joe Pagliei	Punting	15	39.1
1956	Clemson	Passing Defense	8	526
	Joel Wells	Rushing	18	678
1957	Clemson	Interception Avoidance	11	5.4%
	Clemson	Scoring Defense	11	7.8
	Clemson	Passing Defense	14	59.7
	Clemson	Total Defense	16	215.9
	Clemson	Total Offense	19	327.7
	Clemson	Rushing Offense	22	223.2
	Harvey White	Touchdown Passes	4	11
	Harvey White	Passing Yards	17	841
	Harvey White	Total Offense	18	1038
1958	Clemson	Rushing Offense	11	225.8
	Clemson	Total Offense	21	315.3
	Bobby Morgan	Punt Returns	20	15.9
1959	Clemson	Rushing Defense	6	108.5
	Clemson	Scoring Offense	6	26.2
	Clemson	Kickoff Returns	8	24.1
	Clemson	Total Defense	11	197.1
	George Usry	Punt Return Yards	7	175
	Bill Mathis	Scoring	10	70
	Bill Mathis	Kickoff Returns	14	294



Ray Mathews was seventh in the nation in scoring in the 1948 season with 78 points.

1960	Clemson	Fewest Fumbles	2	6
	Clemson	Rushing Defense	12	114.3
	Clemson	Total Defense	18	214.3
	Clemson	Total Offense	25	305.2
	Lon Armstrong	Kick Scoring	10	33
	Bill McGuirt	Scoring	20	54
1961	Clemson	Punt Returns	5	14.8
	Clemson	Punting	14	38.8
	Clemson	Pass Offense	19	129.2
	Eddie Wernitz	Punting	9	40.2
	Elmo Lam	Punt Returns	11	179
	Lon Armstrong	Kick Scoring	20	29
1962	Clemson	Field Goals	3	7
	Clemson	Punting	8	39.7
	Clemson	PATs	12	21
	Eddie Wernitz	Punting	11	40.7
	Rodney Rogers	Kick Scoring	15	33
1963	Clemson	Total Defense	5	184.7
	Clemson	Rushing Defense	6	93.1
	Clemson	PATs	17	95.8%
	Clemson	Total Offense	20	313.9
	Hugh Mauldin	Punt Returns	12	193
	Frank Pearce	Kick Scoring	17	33
1966	Buddy Gore	Rushing	23	750
1967	Buddy Gore	Rushing	8	1045
1969	John Shields	Kickoff Returns	14	21.6
	Ray Yaeger	Rushing	15	968
1970	Don Kelley	Punt Returns	6	16.2
	Jack Anderson	Punting	9	41.0
1973	Clemson	Punting	12	41.8
	Ken Pengitore	Total Offense	10	176.5
	Mitch Tyner	Punting	14	41.8
1977	Steve Fuller	Total Offense	19	172.7
1978	Clemson	Interception Avoidance	2	5
	Clemson	Punt Returns	2	13.5
	Clemson	Turnovers Lost	3	20
	Clemson	Total Offense	4	436.7
	Clemson	Scoring Defense	5	10.5
	Clemson	Scoring Offense	5	31.9
	Clemson	Turnover Margin	5	+1.6
	Clemson	Rushing Offense	6	296.5
	Clemson	Passing Defense	8	100.3
	Clemson	Total Defense	15	254.2
	Lester Brown	Scoring	4	9.3
	Willie Jordan	Punt Returns	4	13.8
	Jerry Butler	Receiving	10	4.9
	Obed Ariri	Scoring	12	7.4
	Steve Fuller	Total Offense	21	182.1
1979	Clemson	Scoring Defense	3	8.4
	Clemson	Turnovers Lost	3	18
	Clemson	Net Punting	4	41.0
	Clemson	Total Defense	7	237.5
	Clemson	Rushing Defense	10	117.5
	David Sims	Punting	4	44.4
	Obed Ariri	Field Goals/G	5	1.36
1980	Obed Ariri	Field Goals/G	1	2.09
	Obed Ariri	Scoring	9	7.9
	Perry Tuttle	Receiving	13	4.8
1981	Clemson	Scoring Defense	2	8.2
	Clemson	Turnover Margin	6	+1.45
	Clemson	Total Defense	7	251.5
	Clemson	Rushing Defense	8	88.7
	Homer Jordan	Passing Efficiency	12	133.4
	Terry Kinard	Interceptions	15	0.56
	Dale Hatcher	Punting	19	43.2
1982	Clemson	Rushing Defense	10	97.4
	Clemson	Scoring Defense	10	13.4
	Johnny Rembert	Interceptions	8	0.6
	Cliff Austin	Rushing	11	106.4
	Terry Kinard	Interceptions	12	0.55
	Cliff Austin	Scoring	15	8.4
1983	Clemson	Turnover Margin	8	+1.273
	Clemson	Net Punting	9	40.3
	Clemson	Scoring Offense	10	30.7
	Clemson	Rushing Offense	12	250.2
	Mike Eppley	Passing Efficiency	3	146.0
	Bob Paulling	Kick Scoring	6	8.2
	Dale Hatcher	Punting	7	43.6
	Bob Paulling	Field Goals/G	10	1.64
	Bob Paulling	Scoring	11	8.2
	Ray Williams	Kickoff Returns	11	23.5



Obed Ariri led the nation with 2.09 field goals made per game during the 1980 season.

1984	Clemson	Net Punting	3	42.7
	Clemson	Scoring	9	31.5
	Donald Igwebuike	Field Goal %	1	94.7
	William Perry	Tackles for Loss/G	1	2.45
	Donald Igwebuike	Kick Scoring	9	8.1
	Donald Igwebuike	Scoring	13	8.1
	Dale Hatcher	Punting	20	43.7
	Mike Eppley	Passing Efficiency	25	123.8
1985	Clemson	Rushing Offense	13	225.2
	Kenny Flowers	Rushing	24	95.6
	David Treadwell	Field Goals/G	25	1.36
1986	Clemson	Kickoff Returns	1	26.1
	Clemson	Rushing Offense	6	273.4
	Clemson	Rushing Defense	13	103.5
	Clemson	Scoring Defense	15	15.1
	Clemson	Total Defense	25	309.5
	Terrance Roulhac	Kickoff Returns	1	33.0
	Terrence Flagler	Yards/Rush	3	6.6
	Terrence Flagler	Rushing	13	106.9
1987	Clemson	Rushing Defense	2	80.0
	Clemson	Punt Returns	5	13.6
	Clemson	Total Defense	5	240.0
	Clemson	Scoring Defense	13	15.1
	Clemson	Rushing Offense	15	244.3
	David Treadwell	Field Goal%	1	85.7
	Donnell Woolford	Punt Returns	3	15.5
	David Treadwell	Field Goals/G	5	1.8
	James Lott	Punt Returns	16	11.7
	David Treadwell	Scoring	16	8.2
1988	Clemson	Turnover Margin	2	+1.82
	Clemson	Scoring Defense	8	13.7
	Clemson	Rushing Offense	9	277.6
	Clemson	Total Defense	12	279.5
	Clemson	Rushing Defense	14	116.2
	Clemson	Scoring Offense	22	29.9
	Terry Allen	Rushing	15	103.6
	Chris Gardocki	Field Goals/G	16	1.56
1989	Clemson	Turnover Margin	2	+1.82
	Clemson	Rushing Defense	5	94.6
	Clemson	Scoring Defense	5	11.91
	Clemson	Total Defense	5	267.9
	Clemson	Net Punting	10	38.7
	Clemson	Kickoff Returns	12	22.4
	Clemson	Rushing Offense	16	234.9
	Clemson	Scoring Offense	18	31.0
	Clemson	Passing Defense	22	173.3
	Chris Gardocki	Field Goal/G	T-6	1.82
	Chris Gardocki	Punting	10	42.68
	Robert O'Neal	Interceptions	10	0.64
	Chris Gardocki	Scoring	22	8.91
1990	Clemson	Total Defense	1	216.9
	Clemson	Rushing Defense	2	71.7
	Clemson	Scoring Defense	2	9.9
	Clemson	Pass Efficiency Defense	6	87.9
	Clemson	Turnover Margin	8	+1.2

Top-25 NCAA Stat Rankings



	Clemson	Rushing Offense	9	255.3
	Clemson	Net Punting	11	37.9
	Clemson	Kickoff Returns	21	21.5
	Chris Gardocki	Field Goals/G	4	1.73
	Chris Gardocki	Punting	4	44.34
	Dexter Davis	Interceptions	14	0.55
1991	Clemson	Rushing Defense	1	53.4
	Clemson	Total Defense	4	263.2
	Clemson	Rushing Offense	8	255.7
	Clemson	Scoring Defense	10	13.5
	Clemson	Punt Returns	13	12.1
	Clemson	Total Offense	25	409.7
	Rob Bodine	Tackles for Loss/G	1	2.45
	Nelson Welch	Field Goals/G	T-4	1.55
	Darnell Stephens	Punt Returns	8	14.1
1992	Clemson	Rushing Offense	6	257.1
	Clemson	Rushing Defense	13	120.1
	Nelson Welch	Field Goals/G	2	2.0
	Nelson Welch	Kick-scoring	3	8.1
	Nelson Welch	Scoring	11	8.1
1993	Clemson	Punt Returns	8	12.9
	Clemson	Turnover Margin	9	+1.09
	Clemson	Scoring Defense	15	16.3
	Clemson	Kickoff Returns	23	22.3
	Clemson	Rushing Defense	24	128.5
	Dexter McClellan	Punt Returns	11	12.0
	Nelson Welch	Field Goals/G	14	1.36
1994	Clemson*	Fewest Fumbles Lost	1	2
	Clemson	Turnover Margin	1	+1.55
	Clemson	Rushing Defense	14	113.5
	Clemson	Scoring Defense	17	17.1
	Nelson Welch	Field Goals/G	13	1.45
1995	Clemson	Rushing Offense	4	259.5
	Clemson	Interceptions	6	21
	Clemson	Scoring Defense	10	16.2
	Clemson	Kickoff Returns	12	22.7
	Clemson	Pass Efficiency Defense	16	101.2
	Clemson	Rushing Defense	18	122.0
	Clemson	Turnover Margin	19	+0.73
	Clemson	Punt Returns	21	11.9
	Brian Dawkins	Interceptions/G	8	0.55
	Jeff Sauve	Field Goals/G	10	1.36
	Antwuan Wyatt	Kickoff Returns	12	25.0
	Antwuan Wyatt	Punt Returns	15	12.3
	Raymond Priester	Rushing	18	116.9
	Emory Smith	Touchdowns	18	15
	Emory Smith	Scoring	20	8.2
	Nealon Greene	Passing Efficiency	22	137.6
	Chris McNally	Punting	23	41.8
1996	Raymond Priester	Rushing	21	108.5
1997	Clemson	Rushing Defense	6	88.3
	Clemson	Kickoff Returns	14	23.3
	Clemson	Scoring Defense	18	18.0
	Clemson	Total Defense	18	312.5
	Tony Horne	Kickoff Return Avg.	8	27.3
	Tony Horne	All-Purpose Yards/G	14	153.9
	Tony Horne	Receptions/Game	14	6.18
	Nealon Greene	Passing Efficiency	19	145.1
1998	Clemson	Rush Defense	14	104.5
	Clemson	Total Defense	25	320.1
	Antwan Edwards	Kickoff Returns	10	26.9
1999	Clemson	Interceptions	8	19
	Clemson	Turnover Margin	11	+0.82
	Clemson	Pass Efficiency Defense	17	105.6
	Keith Adams	Tackles	1	176
	Keith Adams	Tackles for Loss	1	33
	Keith Adams	Sacks	2	16
	Travis Zachery	Scoring	9	9.6
	Robert Carswell	Interceptions/G	10	0.55
	Rod Gardner	Receptions/G	12	6.6
	Alex Ardley	Interceptions/G	20	0.45
	Rod Gardner	Receiving Yards/G	23	91.7
2000	Clemson	Total Offense	10	446.5
	Clemson	Rushing Offense	10	236.4
	Clemson	Punt Returns	14	15.0
	Clemson	Scoring Offense	14	36.0
	Clemson	Fewest Turnovers Lost	17	18
	Clemson	Rushing Defense	18	101.8
	Clemson	Fewest Passes Had Int.	20	9
	Clemson	Pass Efficiency Offense	23	132.2
	Clemson	Scoring Defense	23	19.3

	Chad Carson	Tackles/G	4	13.3
	Alex Ardley	Interceptions/G	8	0.55
	Travis Zachery	Scoring	14	9.3
	Woodrow Dantzler	Passing Efficiency	21	134.5
	Rod Gardner	Receiving Yards/G	24	86.9
	Joe Don Reames	Punt Return Average	24	12.2
	Woodrow Dantzler	Points Responsible For	25	12.6
2001	Clemson	Kickoff Returns	10	24.9
	Derrick Hamilton	Kickoff Returns	3	31.7
	Woodrow Dantzler	Total Offense	8	305.8
	Charles Hafley	Solo Tackles/G	14	7.45
	Chad Carson	Tackles/G	19	11.8
2002	Clemson	Kickoff Returns	5	24.3
	Clemson	Interceptions	10	21
	John Leake	Tackles/G	4	13.0
	Justin Miller	Interceptions/G	5	0.62
	Rodney Thomas	Tackles/G	6	12.8
	Aaron Hunt	Field Goals/G	18	1.42
	Derrick Hamilton	All-Purpose Yards/G	20	144.8
	Brian Mance	Interceptions/G	21	0.46
2003	Clemson	Kickoff Returns	2	27.7
	Clemson	Passing Offense	16	283.6
	Clemson	Scoring Defense	20	19.2
	Leroy Hill	Tackles for Loss/G	2	2.08
	Leroy Hill	Solo Tackles/G	5	8.5
	Charlie Whitehurst	Total Offense/G	14	277.4
	John Leake	Solo Tackles/G	21	6.8
	Leroy Hill	Tackles/G	22	11.2
	Derrick Hamilton	All-Purpose Yards/G	23	133.5
	Aaron Hunt	Field Goals/G	23	1.38
2004	Clemson	Kickoff Returns	3	26.3
	Clemson	Pass Efficiency Defense	11	103.4
	Clemson	Fewest Penalties	13	5.3
	Clemson	Fewest Penalty Yards	20	45.2
	Clemson	Passing Defense	23	191.6
	Clemson	Punt Returns	24	12.0
	Justin Miller	Kickoff Returns	1	33.1
	Tye Hill	Passes Defended/G	3	1.64
	Leroy Hill	Tackles for Loss/G	8	1.59
	Leroy Hill	Sacks/G	15	0.73
	Justin Miller	Punt Returns	21	13.0
2005	Clemson	Fewest Fumbles Lost	4	5
	Clemson	Completion Percentage	5	65.8
	Clemson	Fewest Penalties	6	4.8
	Clemson	Fewest Penalty Yards	8	40.5
	Clemson	Fewest Turnovers Lost	8	14
	Clemson	Scoring Defense	11	17.6
	Clemson	Tackles for Loss/G	13	8.3
	Clemson	Turnover Margin	16	+0.75
	Clemson	Pass Efficiency Defense	18	110.9
	Clemson	Total Defense	20	316.6
	Clemson	Rushing Defense	25	120.6
	Clemson	Sacks/G	25	2.8
	Jad Dean	Field Goals/G	3	2.0



Antwuan Wyatt finished in the top 15 in the country in both punt return and kickoff return average during the 1995 season.

ACC POTW Leaders

Season				
Rk	Player	Pos.	Year	POTW
1.	Keith Adams	LB	1999	5
2.	James Robinson	DT	1983	4
3.	Phillip Merling	DE	2007	3
	Jeff Bryant	DL	1981	3
	Jeff Davis	LB	1981	3
	Stacy Long	OT	1989	3
	David Richardson	PK	1997	3
	Anthony Simmons	LB	1997	3
	Woodrow Dantzler	QB	2001	3

Career				
Rk	Player	Pos.	Years	POTW
1.	Keith Adams	LB	1998-00	7
2.	Woodrow Dantzler	QB	1998-01	6
3.	Stacy Long	OT	1986-90	5
	Anthony Simmons	LB	1995-97	5
5.	Jeff Davis	LB	1978-81	4
	Terry Kinard	DB	1978-82	4
	James Robinson	DT	1979-83	4
	Terry Allen	TB	1987-89	4
	Jim Bundren	OT	1994-97	4
	David Richardson	PK	1995-98	4
	Kyle Young	C	1998-01	4

By Position

Pos.	Season	Career
OL	3, Stacy Long (1989)	5, Stacy Long (1986-90)
QB	3, Woodrow Dantzler (2001)	6, Woodrow Dantzler (1998-01)
RB	2, many (4)	4, Terry Allen (1987-89)
WR	2, many (2)	3, Perry Tuttle (1978-81)
DL	4, James Robinson (1983)	4, James Robinson (1979-83)
LB	5, Keith Adams (1999)	7, Keith Adams (1998-00)
DB	2, many (6)	4, Terry Kinard (1978-82)
ST	3, David Richardson (1997)	4, David Richardson (1995-98)

	Charlie Whitehurst	Completion Percentage	5	67.4
	Jad Dean	Scoring	19	8.8
2006	Clemson	Rushing Offense	5	217.9
	Clemson	Fewest Penalties	5	4.2
	Clemson	Kickoff Returns	6	25.4
	Clemson	Sacks Allowed	6	1.2
	Clemson	Scoring Offense	12	32.7
	Clemson	Total Defense	13	280.8
	Clemson	Total Offense	15	410.9
	Clemson	Scoring Defense	16	16.2
	Clemson	Tackles for Loss/G	16	7.1
	Clemson	Pass Efficiency Defense	17	106.4
	Clemson	Rush Defense	18	103.1
	Clemson	Sacks/G	20	2.8
	Clemson	Passing Defense	24	177.7
	Gaines Adams	Sacks/G	3	0.96
	James Davis	Scoring	17	7.8
	Gaines Adams	Tackles for Loss/G	24	1.27
2007	Clemson	Fewest Turnovers Lost	2	12
	Clemson	Fewest Passes Had Int.	4	6
	Clemson	Total Defense	9	306.8
	Clemson	Turnover Margin	9	+1.00
	Clemson	Scoring Defense	10	18.7
	Clemson	Fewest Fumbles Lost	10	6
	Clemson	Fewest Penalty Yards	10	43.1
	Clemson	Pass Efficiency Defense	13	108.3
	Clemson	Passing Defense	13	188.5
	Clemson	Kickoff Return	15	23.9
	Clemson	Fewest Penalties	15	5.2
	Clemson	Fourth-Down Conversion %	19	62.5
	Clemson	Pass Efficiency Offense	20	142.1
	Clemson	Rushing Defense	23	118.3
	Mark Buchholz	Field Goals/G	12	1.7
	C.J. Spiller	Kickoff Returns	14	28.8
	Mark Buchholz	Scoring	18	8.8
	Aaron Kelly	Receptions/G	19	6.8
	Jimmy Maners	Punting	20	42.8
	Cullen Harper	Passing Efficiency	22	141.0

* - all-time NCAA record; Note: Listings are for top-25 finishes; figures do not include stats in bowl games until the 2002 season; **bold** indicates stat led the nation.



Former Head Coaches



Walter Riggs
1896-99

Walter Riggs could easily be called the father of Clemson Football. He coached the football program at Clemson, not only because he had football experience, but he was also one of only two people on the

Clemson campus to have ever seen a football game when the sport started in 1896. (The other person was Frank Thompkins who played in the backfield on Clemson's first team in 1896).

On September 30, 1896, a small crowd gathered in one of the barrack's rooms and the group discussed the feasibility of organizing a football association. A committee of three was appointed to consult Professor Riggs as to management of a football team and to ask his aid as coach.

When the Tigers traveled to Furman for their first game on October 31, 1896, it was the first time that many of the players had ever seen a full-sized regulation football field.

Riggs stepped down as football coach after the first season because the players wanted him to devote all of his time to being a professor in the engineering department.

Riggs could easily be called a loyal man, as he answered the need of the Clemson football team again in 1899. The Clemson Athletic Association was low on money and could not afford to hire a coach. Therefore, Riggs once again answered the call of the school and became the head coach in 1899 for free.

Riggs originally came to Clemson from Auburn. He graduated with top honors in 1892 with a B.S. degree in electrical and mechanical engineering. At Auburn, he was captain and catcher of the baseball team as well as the manager and left end of the football team. He also served as class president and was the director of the Glee Club.

Upon his graduation at Auburn, he was assistant to the president of the college until 1896, then he made his trek to Clemson.

Riggs later became president of Clemson on March 7, 1911 and in 1915, a new football stadium with other athletic facilities was named in his honor as Riggs Field. It is currently the home of the Tiger soccer team. In two years of coaching, Riggs guided the Tigers to a career record of 6-3.



W.M. Williams
1897

Clemson's second coach, W.M. Williams, was a native of West Point, GA. He played at Auburn on the teams of '94, '95, and '96, under the coaching of John Heisman. He was considered the best

blocking halfback in the south.

Williams led Clemson to the state championship and to a 2-2 season. During his time as coach, Clemson played two games in three days. Clemson

was victorious over the Charlotte Y on October 23, but lost to North Carolina 28-0, on October 25.



John Penton
1898

The Tigers' third coach, J.A. Penton of Alabama, was captain and starting guard on the University of Virginia teams of '93, '94, and '95. Penton also played fullback at Auburn in '97 under John Heisman's coaching.

Under Penton, Clemson won 55-0 over Bingham in its first home game, as W.C. Forsythe kicked every point after touchdown (11). In his only season at Clemson, Penton guided Clemson to a 3-1 record and the state championship.



John Heisman
1900-03

Probably one of the most famous football coaches in the country, John Heisman, coached at Clemson from 1900 to 1903. Heisman turned Clemson from virtually an unknown college to a southern

powerhouse at the turn of the century.

Heisman attended Brown University, taking the two-year law course offered at that time, and was a center on the football team. In the fall of 1889, he transferred to the University of Pennsylvania. He lettered in football at both schools and graduated from Pennsylvania in 1893.

In the spring of 1894, Walter Riggs was a graduate manager for the football team at Auburn. It fell on his shoulders to find a coach for the season of 1895. Riggs wrote to Carl Williams, the Pennsylvania captain of 1894, asking him to suggest a suitable coach. He replied recommending J.W. Heisman, an ex-Penn player, and his coach at Oberlin.

After several weeks, Riggs finally found Heisman in Texas, where he was raising tomatoes. Having sunk all of his capital into the tomato venture, he was glad to return to his old love. He readily went to coach at Auburn for \$500 a year.

His coaching career began at Oberlin in 1892 and lasted 36 years. It included positions at Akron, Auburn, Clemson, Georgia Tech, Penn, Washington & Jefferson, and Rice University. He had an overall career record of 185 wins, 70 losses, and 17 ties.

John Heisman invented the hidden ball trick, the handoff, the double lateral, and the "flea flicker." He pioneered the forward pass, arguing that it would scatter the mob. Heisman also originated the center snap and the word hike (previously the center used to roll the ball on the ground to the quarterback).

Heisman guided Clemson to conference titles in 1900 and 1902, and he led the Tigers to their first "bowl game" in 1903, when Clemson and Cumberland met on November 26 for the championship of the South. Cumberland, who had earlier defeated Auburn, Alabama, and Vanderbilt, was considered to be champion of the southern states of Louisiana,

Mississippi, Alabama, Tennessee, and Kentucky. The game was played on a neutral site, Montgomery, AL. Cumberland and Clemson fought to an 11-11 tie. After the news got back to Clemson that the game was a tie, the students and the local townspeople built a bonfire and paraded around the campus.

Overall, Heisman took Clemson to a 19-3-2 record in his four seasons. His .833 winning percentage is still the best in Clemson history. He was also the Clemson baseball coach in 1901-1904.



Shack Shealy
1904

Shack Shealy holds the distinction of being the only Clemson player to have coached his alma mater. Shealy lettered at Clemson from 1896-99, and later played two years at Iowa State. Shealy

was a four-year starter playing right guard, end, and in his senior year, he played in the backfield. Shealy only coached Clemson one year in 1904, and guided the Tigers to a 3-3-1 record overall, which included wins over Alabama, Georgia, and Tennessee.



Eddie Cochems
1905

Ed Cochems lettered at the University of Wisconsin in 1899, 1900, and 1901. Cochems was described as a great halfback or end on the strong Wisconsin teams at the turn of the century, including the

undefeated team of 1901. During his playing career, he had a 100-yard kickoff return in a 35-0 win over Chicago in 1901, and had four touchdowns in a game against Notre Dame in 1900. After his playing days, he immediately went into coaching. He was the head coach of North Dakota in 1902 and 1903 and served briefly as an assistant with former teammate, Art Curtis at Wisconsin in 1904.

Cochems led Clemson to a 3-2-1 record overall, including wins over Georgia and Auburn. After his Clemson career, he was head coach and athletic director at Saint Louis University in 1906. After the forward pass was legalized in 1906, Cochems did something with the pass at once in his first year at Saint Louis, while other coaches stuck with the running game. He taught his players not to throw the ball end-over-end, but instead like a projectile - a spiral. He called this new weapon a projectile pass.

In 1906, Saint Louis went undefeated, rolling up 407 points while allowing its opponents only 11 on the season.

Historians credit Cochems as being the first coach to use and perfect the first legal pass in a game. The first studied refinements in throwing the ball, which led to the spiral, occurred in 1906 under Cochems. Brad Robinson of Saint Louis University threw the first forward pass to Jack Schneider in a game played September 5, 1906 in Waukensha against Carroll College.

Former Head Coaches



Bob Williams
1906, 09, 13-15, 26

Bob Williams is probably the only coach in the country to have coached football at two schools that are involved in rivalry. Williams coached football at both Clemson and South Carolina. Before coming to Clemson, he coached at Davidson in 1905. He coached at South Carolina for two years and guided the Gamecocks to a 6-1 record in 1902 and an 8-2 slate in 1903.

During his career at South Carolina, he administered the most unexpected defeat of Clemson, as he beat a heavily favored Heisman team, 12-6 in 1902.

Williams served the Tigers as head coach a total of four terms (1906, 1909, 1913-15, and part of 1926). Between the years of 1915 and 1926, Williams practiced law in Roanoke, VA, and was the city's mayor.

One of the highlights of his career included leading the 1906 team to an unbeaten season (4-0-3), which included wins over Georgia, Auburn, Tennessee, and a Heisman-coached Georgia Tech squad.



Frank Shaughnessy
1907

Head Coach Frank Shaughnessy was known for his ability as an administrator in sports, as he served many positions, from a pro hockey coach to the commissioner of the International Baseball League.

A graduate in pharmacy at Notre Dame, he was captain of the baseball and football teams during his senior season. After his graduation in 1905, he coached baseball at Notre Dame. The summer before coming to Clemson, he played for Ottawa of the Eastern League. That summer, he played left field and ended the season with a .352 batting average. He also played with Washington and the Philadelphia Athletics.

At Clemson, he coached the baseball teams during the 1907 and 1908 seasons, and was head football mentor in 1907, where he posted a 4-4 record.

During his lifetime, Shaughnessy made his name in baseball, but he took part in many other sports. Besides being a sports legend at Notre Dame, he managed the Ottawa Senators of the NHL to the Stanley Cup Finals in 1915, and he coached football teams at Clemson, Washington & Lee, and McGill University. He retired as the president of the International Baseball league.

During his playing days, in a game against Kansas, Shaughnessy ran 107 yards for the only Irish score, as Kansas won the game by a score of 24-5. Football fields were 110 yards back then and touchdowns were five points. This is still a Notre Dame record.



John Stone
1908

John Stone is one of three coaches to have graduated from Vanderbilt and later become the head football coach at Clemson. While at Vanderbilt, he was a member of the All-Southern Football team for four years. He was a big man for his time, standing 6'2". Clemson was 1-6 in 1908, but the Tigers lost many of their star players and substitutes from 1907 due to a college prank that saw 306 students expelled from school.



Frank Dobson
1910-12

Frank Dobson was a pro baseball player before coming to Clemson, as he was the property of the Pittsburgh Nationals. Walter Riggs, President of the Clemson Athletic Association, thought it was unfair to keep shuffling coaches year after year. He offered Dobson a three-year contract, which was the first contract offered and signed by a Clemson coach.

At Clemson, he coached football, basketball and baseball. He was Clemson's first basketball coach, leading Clemson to its only undefeated season (4-0) in history in the inaugural season (1911-12). In 1912-13, Clemson finished the basketball season with a 9-5 record. He was head baseball coach from 1911-13.



Wayne Hart
1916

Wayne Hart led Clemson in 1916 and coached the Tigers to a 3-6 record. Under Hart, the Tigers beat Furman and South Carolina.

He played three seasons at tackle for Georgetown. He also

played one season at George Washington. He was a member of the All-South Atlantic team four times. Hart also served as an assistant coach at Georgetown.

In 1913, he coached the Washington Vigilants, a professional football team, and did not lose a single game. During his last two seasons before arriving at Clemson, he coached various sports at Technical High School in Washington, D.C.

Edward Donahue
1917-20

Edward Donahue had to be one of the most organized men in the country. During the 1918-19 school year, Donahue was head coach of four Clemson sports: football, basketball, baseball, and track. During his four-year career at Clemson, he



was basketball and baseball coach for two seasons, and head track coach for one season.

Donahue was an outstanding athlete at Washington & Lee, where he played in the backfield on the football team and played catcher on the baseball diamond. Upon graduation, he was an assistant in football and was the head baseball and basketball coach.



E.J. Stewart
1921, 22

E.J. Stewart was head football coach for two years at Clemson, 1921-22. However, he coached more than one sport during his stay at Tigertown. In the spring of 1921, Stewart coached the baseball and track teams while conducting spring football practice. During the fall, Stewart's football team had a 1-6-2 record, but he improved to a 5-4 slate in 1922. He went on to coach the track teams in 1922 and 1923.

Stewart was a standout athlete in football, baseball, basketball, and track at Case Western Reserve University in Cleveland, OH. Upon his graduation, Stewart played, organized, and served as head coach of the Massillon (OH) Professional football team.

He also coached at Nebraska and Texas. At Nebraska, he led the Cornhuskers to a combined record of 11-4 in 1916-1917. They also won the Missouri Valley Conference title both seasons. After leaving the University of Nebraska, he entered the automobile business as President and Treasurer of the Stewart Motor Co. Because of the economic conditions at the time, he decided to go back into coaching.

He also coached at Nebraska and Texas. At Nebraska, he led the Cornhuskers to a combined record of 11-4 in 1916-1917. They also won the Missouri Valley Conference title both seasons. After leaving the University of Nebraska, he entered the automobile business as President and Treasurer of the Stewart Motor Co. Because of the economic conditions at the time, he decided to go back into coaching.



Bud Saunders
1923-26

Bud Saunders graduated from Missouri in 1911, with a bachelors degree in Law. At Missouri, he played football and basketball. He wanted to play two other sports, but a conference rule forbid an athlete from participating in more than two sports.

Saunders served as football coach at Knox College before coming to Clemson. In football, Saunders coached for four seasons from 1923-26. He also coached the basketball teams in 1924 and 1925. His best season in football came during the 1923 campaign, as he led the Tigers to a 5-2-1 record.



Former Head Coaches



Josh Cody 1927-30

Josh Cody, fondly known as "big man," will always be a favorite to Clemson fans. Cody, a big man in stature at 6-2, 220 pounds, led Clemson to victories over South Carolina for four straight years.

He is the only coach in Clemson history who has been around more than two seasons who never lost a football game to South Carolina. He also defeated Furman three straight years. Cody had a 13-0-1 record in home games and posted a 72 percent winning mark overall, the fourth-best mark in Clemson history.

After a 5-3-1 start in 1927, Cody guided Clemson to back-to-back 8-3 seasons in 1928 and 1929. On May 6, 1929 to show appreciation, he was given a new Buick by the alumni, student body, and faculty. This presentation took place in front of Tillman Hall.

In his final season (1930), the Tigers finished with a final record of 8-2. Cody also coached basketball at Clemson for five years and guided Clemson to a 16-9 slate in 1930. During the 1928-30 seasons, he guided Clemson to a 22-4 mark at home.



Jess Neely 1931-39

Clemson played in its first bowl game under Jess Neely in the 1940 Cotton Bowl. The Tigers, unknown at the time, became a household word after beating heavily-favored Boston College 6-3 in the Cotton Bowl Classic. It was the Tigers' first win over a top-20 team in school history. Clemson had a 43-35-7 record during Neely's tenure.

Neely came to Clemson in 1931 and his recruitment of Banks McFadden brought Clemson to another level of competition. In 1938, Neely had Clemson at second place in the Southern Conference with a 7-1-1 record.

In 1939, Banks McFadden became Clemson's second All-American, and the team concluded the season with a trip to Dallas for the Cotton Bowl. Neely left Clemson in January of 1940 and moved on to Rice, where he took that school to new heights. Neely is a member of the College Football Hall of Fame. Neely's landmark accomplishments in the 1930s at Clemson contributed significantly to Clemson's outstanding football tradition.



Frank Howard 1940-69

Frank Howard succeeded Jess Neely in 1940 when Neely moved on to Rice. He got the job when he seconded his own nomination during a meeting of the president and athletic council. He signed

a one-year contract, then lost the document, and never had another in his 30 years as head coach.

Howard graduated from Alabama in 1931, where he was a star lineman. He played in the 1930 Rose Bowl, then started his coaching career under Neely at Clemson in 1931, and was a part of a rebirth of Clemson football in the late 1930s. He was an assistant coach on Clemson's 1939 team that posted a 9-1 mark and beat Boston College 6-3 in the Tigers' first bowl game.

In 1940, he began his head coaching career with a bang as he won the Southern Conference championship, the first of eight conference titles Howard won in his coaching career.

Howard had his most successful season in 1948 when he took Clemson to an 11-0 record, the Tigers' first perfect season since 1900. The campaign included a Southern Conference championship, a

Gator Bowl win over Missouri, and a number-11 final ranking. He nearly duplicated the feat in 1950 when he guided Clemson to a number-10 AP final ranking, a 9-0-1 finish and a 15-14 win over Miami (FL) in the Orange Bowl.

When he retired in 1969, Howard was the fifth winningest coach in the nation with 165 victories. He had 96 wins as an ACC coach, now second in conference history, and he captured six (five outright and one co-championship) ACC titles, a record Bobby Bowden broke in 1998. Howard's teams appeared in six bowl games, 63 of his players were drafted by the NFL, and 37 played in the league.

Howard, a native of Barlow Bend, AL, had six Top 20 seasons, won eight conference titles (two Southern and six ACC), won an even 100 conference games and was a two-time ACC Coach-of-the-Year. He coached 25 academic All-ACC selections and five Academic All-Americans. Eleven of his players were chosen on-the-field All-Americans. Howard was inducted into the College Football Hall of Fame in 1989.



Hootie Ingram 1970-72

Hootie Ingram will be best remembered as the coach who made the Tiger Paw famous. Before his first year as head coach in the summer of 1970, Clemson introduced the Tiger Paw as the official

logo of Clemson University's Athletic teams.

Ingram graduated from the University of Alabama in 1955. He also received his master's in school administration from Alabama and later became Crimson Tide athletic director.

The native of Tuscaloosa, AL was an All-Southeastern Conference defensive back for the Crimson Tide his senior year.

Ingram had his best season at Clemson in 1971 with a 5-6 overall record. He also finished second in the ACC standings with a 4-2 league mark in 1971.



Red Parker 1973-76

Red Parker spent four years at Clemson as the head coach. His 1974 team lived up to the theme "Excitement Galore, Clemson Football '74." It finished with a 7-4 record (6-0 at home), with wins over Georgia, Georgia Tech and South Carolina.

Before arriving at Clemson, Parker spent seven years at The Citadel from 1966-72. During that time,

Frank Howard (center) is pictured left with fellow Tiger legends Bob Bradley (left) and Dr. R.C. Edwards (right). Howard won 165 games in 30 years (1940-69) in Tigertown.



Former Head Coaches



he guided the Bulldogs to a fine 8-3 finish in the 1971 season.

Parker earned a bachelor's degree in physical education from Arkansas A&M in 1953. Prior to his graduation, he earned three letters each in football, basketball and track, as a running back-defensive back, second baseman-shortstop, and sprinter.



Charley Pell
1977,78

Charley Pell, who was Clemson's head coach in 1977,78 authored college football's Cinderella story in 1977.

The Albertville, AL product took a team that was 3-6-2 in 1976, and led the '77 Tigers to an 8-2-1 regular-season mark and a berth in the Gator Bowl. It was Clemson's first final top-20 season since 1959. He coached Clemson to a 10-1 regular season in the 1978 season before he left to become head coach at Florida. Clemson's 1978 team beat Ohio State in the Gator Bowl and finished ranked #6 in the **Associated Press** poll in his second year as Clemson's head coach.

He was a near unanimous choice as ACC Coach-of-the-Year in 1977 and 1978, the first coach, regardless of sport, to win ACC Coach-of-the-Year honors in each of his first two years. A two-way starter and three-year letterwinner at Alabama, Pell was on its 1961 National Championship team.

He came to Clemson in 1976 and served as assistant head coach and defensive coordinator. Pell passed away in June, 2001 after battling cancer.



Danny Ford
1978-89

Danny Ford had an auspicious beginning to his head coaching career. He gained a 17-15 victory over Ohio State in the 1978 Gator Bowl in a nationally-televised game. The 30-year-old coach, the young-

est in Division I at the time, also defeated a college football legend in a contest that truly put Clemson football on the national map, as he defeated Woody Hayes in the latter's last game. Ford had taken over the coaching reigns on December 10, 1978 when Charley Pell resigned to become head coach at Florida.

Ford kept things going in 1979 with wins over Georgia and Notre Dame and another trip to a bowl, this time the Peach Bowl. In 1981, he helped Clemson reach the summit of college football by winning the National Championship. His Tigers downed three top 10 teams during the course of the 12-0 season that concluded with a 22-15 victory over Nebraska in the Orange Bowl. Ford was named National Coach-of-the-Year.

The wins continued in 1982 and 1983, as Clemson had consecutive 9-1-1 years. Clemson finished in the top 12 in both years, and had a 30-2-2 record over a three-year period, best in the nation.

Clemson won three straight ACC Championships under his guidance between 1986-88. In 1989, Clemson registered a 10-2 season and top 12 national ranking, the fourth straight season Clemson finished in the final **AP** top 20. He closed his career with a 27-7 win over West Virginia in the Gator Bowl, his sixth bowl win in eight tries and his fourth in succession.

Ford was the third winningest active coach in the nation on a percentage basis at the end of the 1989 season. He finished with a 96-29-4 career ledger at Clemson and remains one of only two coaches in ACC history with better than a 75 percent winning mark (minimum of four years). He finished with a 76-percent winning percentage and five ACC Championships, second only to Frank Howard's six crowns.

The 1969 Alabama graduate is still the youngest coach to win the national title, as he was just 33-years-old when the Tigers shocked the college football world in 1981. He coached 71 first-team All ACC selections and 26 All-Americans. Forty-two of his former Tigers were drafted by the NFL, and he earned 18 wins over **Associated Press** top 20 teams during his career, more than any other ACC coach. Additionally, 11 of his former players won Super Bowl Championship rings. At one stretch his teams were ranked in the **AP** top 20 for 41 consecutive polls, a Clemson record.

Ford was an All-SEC selection and was also an All-SEC Academic choice at Alabama. He attended Alabama initially on a basketball/football scholarship, but he only played football after his freshman season. He played in three bowl games for the Crimson Tide. He later served as head coach at Arkansas from 1994-97. He is now retired and living in Pendleton, SC.



Ken Hatfield
1990-93

Ken Hatfield led the Tigers to a 32-13-1 record over his four year tenure, led the squad to three bowl appearances and an ACC title. With a victory over Illinois in the 1991 Hall of Fame Bowl, Hatfield

became the first Clemson coach to win 10 games in his first year and his .833 winning percentage was the best for a first-year Clemson coach since 1900, when John Heisman was 6-0. That season included six victories over teams with winning records, more than any other team that year with the exception of National Champion Georgia Tech.

Hatfield was also just the eighth coach in the previous 13 years to take a team to a top-10 **AP** final ranking in his first year with the program, as the Tigers finished the season ranked ninth in the **AP** poll. The Helena, AR, native would also lead the 1991 and 1993 teams to top 25-rankings. Clemson became the third school that Hatfield had coached to a top-20 ranking, as his 1983 Air Force team ranked #15 and he led four Arkansas teams to top-20 rankings. He was the sixth coach in NCAA history to accomplish that feat.

Hatfield played for three years at Arkansas (1962-64) and was a starter on the 1964 National

Championship team. The defensive back earned his fame as the nation's top punt returner in 1963 and 1964. He still ranks as the only player ever to finish in the top two in the nation in punt returns three straight years, as he finished second in 1962. He retired as the head coach at Rice in 2005 with 168 career victories.



Tommy West
1993-98

Tommy West's five-year resumé as Clemson head coach included four bowl appearances, 12 road victories, 86 school records, and unparalleled academic excellence.

West took Clemson to three straight bowl games between the 1995 and 1997 seasons, just the second Clemson coach in history to take the Tigers to bowl games in three straight seasons.

Academically, 61 Tigers made the ACC Academic Honor Roll in his last four years, twice as many as the best previous four-year total in school history. Each of the three-highest, single-year totals took place under West's watch, and the team had a 20-year-team-best GPA entering the 1998 campaign.

West took over as head coach on November 29, 1993 and less than a month later had a bowl victory. The former Tennessee tight end succeeded Ken Hatfield, who left four days after a victory over South Carolina to end the 1993 season.

It was West's second tour of duty with Clemson. He had been a linebackers coach under Danny Ford between 1982-89. Clemson was 69-20-4 and had six **AP** top 20 finishes in that eight-year era.

West coached the Tigers in the 1993 Peach Bowl, a thrilling 14-13 victory over Kentucky. He became the first coach in college history to gain victory in a bowl game in his first game without having coached the team in any capacity earlier in the year.

West's best season was 1995, as Clemson finished the regular season with five straight victories by 17 points or more and was invited to the Gator Bowl. Clemson was ranked in the top 25 of every poll at the end of the 1995 regular season. That Clemson team also finished fourth in the nation in rushing offense.

West recruited some of the top players in Clemson history. The school was in the top 10 in the nation in NFL draftees during the 1998 and 1999 selection process, and all 11 players were recruited by West. The list included three first-round defensive selections (Trevor Pryce, Anthony Simmons, Antwan Edwards). Clemson was the only school in the nation to have six defensive players drafted in 1999 and the only school to have a first-round defensive choice in 1997, 1998, and 1999.

The native of Gainesville, GA finished his career with a 31-28 record, and had four wins over top-25 teams. He is now the head coach at Memphis, where he led the Tigers to a nine-win season and the program's first bowl appearance in 32 years in the 2003 season. He took Memphis to bowl games in 2004 and 2005 as well.





All-Time Assistant Coaches

ADAMS, DWIGHT (Henderson State '58) - Linebackers 1973-75; Defensive Ends 1976-78

AGNEW, F.H. - 1918

AKE, WALLY (William & Mary '72) - Inside Linebackers 1990-93

ALDRIDGE, MILES (Gardner-Webb '71) - Linebackers 1985-89; Defensive Coordinator/Defensive Backs 1993,94; Outside LB/Co-Coordinator, 1995

ALLISON, RODNEY (Texas Tech '78) - Defensive Ends 1999-02

ANDERSON, WILLIE (Clemson '75) - Head Jayvee 1977-79; Tight Ends 1979; Defensive Ends 1980,81; Defensive Line 1982

ANDREWS, MICKEY (Alabama '65) - Coordinator/Def. Backs 1977,78; Defensive Backs 1979,80

BAKER, ART (Presbyterian '53) - Freshmen 1965; Offensive Backs 1966-69

BANKS, B.C. (STUMPY) (Clemson '18) - Backs 1920,21

BARFIELD, DOUG (Southern Mississippi '57) - Offensive Backs 1970,71

BASS, TOM (Maryville '60) - Freshmen 1967-69; Defensive Line 1970-72; Defensive Ends 1973-75; Offensive Backs 1976; Administrative Assistant 1977-79

BECKISH, LARRY (Wichita State '63) - Offensive Ends 1968-70; Freshmen 1972; Offensive Ends 1973-76

BECKMAN, LARRY (Florida '66) - Offensive Line 1990-92

BIBEE, DAVID (Tennessee '75) - Outside Linebackers 1997; Defensive Backs 1998

BISACCIA, RICH (Yankton '83) - Running Backs 1993-98

BLACKWELL, DAVID (East Carolina '97) - Linebackers/ Recruiting Coordinator 2003-06; Linebackers 2007

BOLT, WAYNE (East Carolina '79) - Tight Ends 1986-89

BOWMAN, R.V.T. - Assistant 1896-98

BRINSON, LARRY (Florida '83) - Running Backs 1990-1993

BUGAR, MIKE (Florida State '67) - Defensive Line 1977-79

BURNS, BURTON (Nebraska '76) - Running Backs 1999-06

BURSON, JOE (Georgia '66) - Freshmen 1970; Defensive Ends 1971,72; Defensive Backs 1973-76

BUSTLE, RICKY (Clemson '77) - Defensive Backs 1979

CARLTON, BOBBY (Newberry '67) - Freshmen 1975

CARSON, JULES (Clemson '14) - Freshmen 1915, 1927-30

CARTER, RONNIE (Arkansas A&M '67) - Freshmen 1973,74; Offensive Line 1975

CHRISTENSEN, CLYDE (North Carolina '79) - Co-Offensive Coordinator/Quarterbacks 1993-95

COHEN, RUSS (Vanderbilt '17) - Defensive Back 1947-55

CONE, FRED (Clemson '51) - Recruiting Coordinator 1961-72

CONOVER, LARRY - Line 1920

COX, CARY (Clemson '49) - Freshmen 1949

COX, WALTER (Clemson '39) - Offensive Line 1940,43,44,46-50

CRAIG, JOHNSON - Freshmen 1933

CROWE, JACK (Alabama-Birmingham '70) - Quarterbacks 1986-88

D'ANDREA, BILL (Indiana State '72) - Graduate Assistant 1983,84; Offensive Line 1986-89

DAVIS, JOE (Southwestern) - Ends 1931-39

DENNING, DON (Presbyterian '60) - Recruiting Coordinator 1981; Defensive Backs 1982-85

DICKERSON, RON (Kansas State '71) - Defensive Coordinator 1991,92

DILLARD, BILL (Clemson) - Freshmen 1937,38

EARLE, JAMES (Clemson '89) - Tight Ends 1993,94

EMORY, ED (East Carolina '60) - Freshmen 1973; Offensive Backs 1974,75; Offensive Line 1976

ENSMINGER, STEVE (Louisiana State '79) - Offensive Coordinator/QBs 1997,98

FORD, DANNY (Alabama '70) - Assistant Head Coach/ Offensive Line 1977,78

FOX - 1919,20


FRAZIER, R.A. - 1908

FRITTS, GEORGE (Clemson '42) - Line 1943

GANDY, A.P. - Freshmen 1914

GANTT, JOHN W. (Clemson) - Backs 1903-07

GEE, J. B. (Clemson '07) - Line 1927



Whitey Jordan served as an assistant coach at Clemson for 15 seasons after earning three letters as a Tiger between 1955-57.

GETTYS, E.F. (Clemson '22) - Line 1922

GILLIAM, TINK - Freshmen 1925,26

GOODALE, B.E. (Big Ben) (Clemson) - Freshmen 1922,25,29

GOODMAN, JIM (Florida '74) - Recruiting Coordinator 1991-1993

GRACE, RONNIE (Clemson '62) - Freshmen 1968,69; Defensive Line 1970

GUYON, JOE (Carlisle Institute) - Line 1928,29

HALEY, BRICK (Alabama A&M '89) - Outside Linebackers 1998

HALLMAN, CURLEY (Texas A&M '69) - Linebackers 1979,80; Defensive Backs 1981

HAMILTON - 1922

HARBISON, CHARLES (Gardner-Webb '82) - Defensive Backs 1995-97

HARPER, SMOKEY - 1927

HARPER, TOM (Kentucky '53) - Assistant Head Coach, Defensive Line 1981-88

HARVEY, B.C. (Clemson '28) - Line 1928

HEFFNER, PETE - Backs 1930-32

HERRIN, LES (Western Carolina '71) - Linebackers 1981-84, Defensive Line 1989-1993; Assistant Head Coach/Defensive Line 1993,94,96-98, Assistant Head Coach/Tight Ends/Tackles 1995

HERRING, REGGIE (Florida State '81) - Inside Linebackers 1993-01, Defensive Coordinator 1997-01

HINES, JACK (West Virginia '71) - Defensive Backs 1999-01; Linebackers 2002; Whips/Rovers 2003; Tight Ends 2004,05

HINSHAW, ROGER (Appalachian State '72) - Outside Linebackers, 1990-1993

HINSON, RANDY (Clemson '36) - Freshmen 1939,40; 1946-48

HOAGLAND, EARL (Purdue) - Offensive Backs 1935,36

HOBBY, MARION (Tennessee '95) - Defensive Line 2005

HOLLAND, JIM (Appalachian State '71) - Freshmen 1975

HOLLAND, JOE (Clemson '07) - Backs 1909

HOLLAND, LAWSON (Clemson '75) - Receivers 1979-85

HOWARD, FRANK (Alabama '31) - Line 1931-39

JOHNSON, BOBBY (Clemson '73) - Defensive Coordinator/ Defensive Backs 1993.

JOHNSON, ELLIS (The Citadel '75) - Outside Linebackers 1993-96; Defensive Line 1995; Co-Defensive Coordinator 1995; Defensive Coordinator 1996

JONES, BOB (Clemson '30) - Freshmen 1931-39; Offensive Ends/Defensive Ends 1940-65; Defensive Ends 1965-69

JORDAN, WHITEY (Clemson '59) - Freshmen 1959-64; Offensive Ends 1965-67; Offensive Coordinator 1968,69,93; Offensive Line 1970; Offensive Ends 1971,72

KINES, JOE (Jacksonville State '66) - Linebackers 1977,78

KING, BUDDY (Clemson '73) - Offensive Line 1976-1982

KIRK, JERRY (East Tennessee State '63) - Defensive Line 1977

KOENNING, VIC (Kansas State '83) - Defensive Coordinator/Defensive Backs 2005-07

LAYCOCK, JIMMYE (William & Mary '70) - Offensive Coordinator/Offensive Backs 1977-79

LATINA, JOHN (Virginia Tech '79) - Offensive Line 1993-98

LONG, BOBBY (Clemson '69) - Recruiting Coordinator 1968-70

LOVETT, JOHN (C.W. Post '73) - Defensive Coordinator/ Defensive Backs 2002-04

MACINTYRE, GEORGE (Miami (FL) '61) - Defensive Backs 1970-72

MAJOR, C.S. (Auburn) - Line 1913

MAXWELL, JOHN (Clemson '04) - Backs 1904

MAY, T.E. - 1922-24

MCCORVEY, WOODY (Alabama State '72) - Tight Ends 1983-85; Wide Receivers 1986-89

McFADDEN, BANKS (Clemson '40) - Defensive Backs 1941,46-49; Freshmen 1950-54; Defensive Backs 1955-69

McLELLAN BILL (Clemson '54) - Freshmen 1966-69

McLEOD, A.P. (Furman) - Line 1927

McMILLAN, GOAT (Clemson '30) - Offensive Backs 1937-41,46-52; Freshmen 1953-64

McWHORTER, MAC (Georgia '73) - Offensive Tackles/ Tight Ends 1996-98

MOODY, DARRELL (N.C. State '70) - Offensive Coordinator/Quarterbacks 1996

MOORE, TOM (The Citadel '67) - Junior Varsity 1971-75; Defensive Backs 1976; Receivers 1977,78; Graduate Assistant 1988

MORRIS, W.C. - 1916,19

MOSS, C.S. (Clemson) - Freshmen 1933

MURRAY, DON (Arkansas A&M '66) - Offensive Coordinator/Quarterbacks 1974,75, Running Backs 1973-76

NAPIER, BILLY (Furman '03) - Tight Ends 2006; Tight Ends/ Recruiting Coordinator 2007

NORMAN, ROCK (Roanoke '15) - Freshmen 1940-42,46-54

NORWOOD, GORDON (Arkansas '69) - Freshmen 1970-72

O'CAIN, MIKE (Clemson '77) - Graduate Assistant 1977; Quarterbacks 2000-04; Offensive Coordinator 2004

OLIVER, BILL (Alabama '62) - Defensive Backs 1986-89; Defensive Coordinator 1989

ORGEL, FRANK (Georgia '61) - Defensive Line 1980

OWEN, DUKE (Georgetown '53) - Freshmen 1970; Offensive Line 1971-75

PADGETT, FRANK (Clemson '21) - Line 1926

PATTON, BOB (Clemson '53) - Freshmen 1966

PELL, CHARLEY (Alabama '63) - Assistant Head Coach/ Defensive Coordinator 1976

POWELL, ANDRÉ (Indiana '89) - Running Backs 2007

RAMSEY, GEORGE - Backs 1933,35

REEDY, CHUCK (Appalachian State '71) - Offensive Backs 1978-89

RICHARDS, CUL - Line 1924,25

RODRIGUEZ, RICH (West Virginia '86) - Assistant Head Coach/Offensive Coordinator/Quarterbacks 1999,00

ROGERS, TOM (Duke) - Ends 1942

RUMPH, CHRIS (South Carolina '94) - Defensive Line 2006,07

SATTERFIELD, STEVE (South Carolina '60) - Freshmen 1971; Offensive Backs 1972,73

SANDERS, RED (Vanderbilt '26) - Backs 1928-30

All-Time Assistant Coaches



SCHILLETTER, WILLIAM A. (Clemson '15) - Line 1915,19
SCOTT, BRAD (South Florida '79) - Assistant Head Coach/Tight Ends 1999-03; Assistant Head Coach/Offensive Coordinator 2000-03; Assistant Head Coach/Offensive Line 2004-06; Associate Head Coach/Offensive Line 2007
SEGARS, KEN (Clemson) - Freshmen 1939
SHAW, ED - Backs 1921
SHIVELY, DOUG (Kentucky '59) - Linebackers 1970-72
SMITH, BOB (Furman '34) - Defensive Line 1950-62; Defensive Coordinator/Defensive Line 1963-65, Defensive Coordinator/Linebackers 1966-69
SMITH, THIELEN (Louisiana State '77) - Defensive Line 1999-03; Whips/Rovers 2004
SPENCE, ROB (Iona '81) - Offensive Coordinator/Quarterbacks 2005-07
STEELMAN, HAROLD (Arkansas '55) - Defensive Line 1973-76

STOCKSTILL, RICK (Florida State '82) - Quarterbacks 1989-93; Wide Receivers 1994-02; Passing Game Coordinator 1993; Co-Offensive Coordinator 1993-95; Recruiting Coordinator 1998-02
STOKLEY, NELSON (Louisiana State '68) - Quarterbacks 1980-85; Offensive Coordinator 1982-85
SWINGER, BILL (S.C. State '65) - Freshmen 1973-75
SWINNEY, DABO (Alabama '93) - Wide Receivers 2003-06; Assistant Head Coach/Wide Receivers 2007
TROTT, BOBBY (North Carolina '76) - Defensive Coordinator 1990
VAN DER HEYDEN, LARRY (Iowa State '62) - Offensive Line 1979-92, Offensive Coordinator 1990-92
WADE, DON (Clemson '52) - Freshmen 1953-58; Offensive Line 1959-67; Administrative Assistant 1983-88
WALLER, CHARLEY (Oglethorpe '42) - Offensive Backs 1957-65
WARE, BILLY (Clemson '70) - Defensive Backs 1978; Defensive Ends 1979; Administrative Assistant 1980

WEST, RON (Clemson '79) - Offensive Line 1999-03; Outside Linebackers 2004-07
WEST, TOMMY (Tennessee '75) - Defensive Ends 1982-89
WHITE, W.P. (Clemson '10) - Offensive 1910
WHITT, RICK (Catawba '76) - Defensive Backs 1980,81; Defensive Ends 1982,83
WILD, ORMAND (Clemson '54) - Freshmen 1965
WILLIAMS, R.C. - 1908
WILSON, RICHARD (Arkansas '81) - Wide Receivers 1990-92
WISE, CARL (King '37) - Offensive Backs 1955,56
WRENN, CLYDE (N.C. State '65) - Freshmen 1972; Recruiting Coordinator 1973-77, 1985-90
YOUNG, THEO (Arkansas '88) - Wide Receivers 1993

Note: Graduate assistants and part-time coaches not included; coaches must have coached during a season to be included.



Head Coaching Records

#	Head Coach	Alma Mater	Years	Seasons	Games	Conf. Champ.	Top-25 Years	7 or less or OT	SoCon/ACC	vs. AP Top 25
1	Walter Riggs	Auburn '93	1896,99	2	9	NA	NA	0-1	NA	NA
2	W.M. Williams	Auburn '96	1897	1	4	NA	NA	0-0	NA	NA
3	John Penton	Auburn '98	1898	1	4	NA	NA	0-0	NA	NA
4	John Heisman	Pennsylvania '92	1900-03	4	24	NA	NA	2-3-2	NA	NA
5	Shack Shealy	Clemson '00	1904	1	7	NA	NA	1-2-1	NA	NA
6	Eddie Cochems	Wisconsin '01	1905	1	6	NA	NA	0-1-1	NA	NA
7	Bob Williams ^B	Virginia '02	1906,09,13-15	5	46	NA	NA	8-6-6	0-2	NA
8	Frank Shaughnessy	Notre Dame '05	1907	1	8	NA	NA	2-2	NA	NA
9	John Stone	Vanderbilt '08	1908	1	7	NA	NA	0-3	NA	NA
10	Frank Dobson	Peddie Institute	1910-12	3	24	NA	NA	0-2-1	NA	NA
11	Wayne Hart	Georgetown (KY) '12	1916	1	9	NA	NA	1-1	NA	NA
12	Edward Donahue	Washington & Lee '16	1917-20	4	36	NA	NA	4-4-3	NA	NA
13	E.J. Stewart	Case Western Reserve	1921,22	2	18	0	NA	1-0-2	1-5	NA
14	Bud Saunders	Missouri '11	1923-26	4	33	0	NA	5-5-1	1-9-1	NA
15	Josh Cody	Vanderbilt '17	1927-30	4	41	0	NA	9-2-1	12-9	NA
16	Jess Neely	Vanderbilt '23	1931-39	9	85	0	1	14-14-7	18-13-2	1-0
17	Frank Howard	Alabama '31	1940-69	30	295	8	6	49-45-12	*100-48-5	9-28-1
18	Hootie Ingram	Alabama '55	1970-72	3	33	0	0	4-3	8-10	1-5
19	Red Parker	Arkansas A&M '53	1973-76	4	44	0	0	9-8-2	10-11-1	0-5
20	Charley Pell	Alabama '61	1977,78	2	23	1	2	6-2-1	10-1-1	2-3
21	Danny Ford ^F	Alabama '70	1979-89	11	129	5	7	26-19-4	56-16-1	20-12-1
22	Ken Hatfield	Arkansas '65	1990-93	4	46	1	3	8-5-1	19-10-1	8-7
23	Tommy West ^W	Tennessee '76	1993-98	5	59	0	0	6-14	21-19	4-12
24	Tommy Bowden	West Virginia '77	1999-07	9	111	0	4	19-21	42-30	13-20
Totals				112	1,096	15	23	174-163-45 (.514)	298-183-12 (.617)	58-92-2 (.388)

#	Head Coach	Aug./Sept.	Oct.	Nov.	Dec./Jan.	Bowl	Home	Away	Neutral	Overall	Win %
1	Walter Riggs	0-0	2-2	4-1	0-0	NA	0-0	3-3	3-0	6-3	.667
2	W.M. Williams	0-0	1-2	1-0	0-0	NA	0-0	2-2	0-0	2-2	.500
3	John Penton	0-0	1-1	2-0	0-0	NA	1-0	1-1	1-0	3-1	.750
4	John Heisman	0-0	10-2-1	9-1-1	0-0	NA	4-0	11-2-1	4-1-1	19-3-2	.833
5	Shack Shealy	0-0	2-2	1-1-1	0-0	0-0	1-1	1-1-1	1-1	3-3-1	.500
6	Eddie Cochems	0-0	2-0-1	1-2	0-0	0-0	0-0-1	2-2	1-0	3-2-1	.583
7	Bob Williams ^B	2-0	9-9-5	10-10-1	0-0	0-0	6-2-2	12-12-3	3-5-1	21-19-6	.522
8	Frank Shaughnessy	1-0	2-1	1-3	0-0	0-0	2-2	1-1	1-1	4-4	.500
9	John Stone	1-0	0-3	0-3	0-0	0-0	1-1	0-3	0-2	1-6	.143
10	Frank Dobson	1-0	6-6	4-6-1	0-0	0-0	4-3	7-6	0-3-1	11-12-1	.479
11	Wayne Hart	1-0	1-3	1-3	0-0	0-0	2-1	1-1	0-4	3-6	.333
12	Edward Donahue	4-0	7-7-1	10-5-2	0-0	0-0	11-3-1	5-8-2	5-1	21-12-3	.625
13	E.J. Stewart	0-1	4-3-1	2-5-1	0-1	0-0	4-2	2-7-1	0-1-1	6-10-2	.389
14	Bud Saunders	2-2-1	4-8	4-7	0-0	0-0	7-6-1	3-9	0-2	10-17-1	.375
15	Josh Cody	6-0-1	16-1	7-9	0-1	0-0	13-0-1	9-8	7-3	29-11-1	.720
16	Jess Neely	10-4-2	15-18-3	17-13-2	1-0	1-0	16-3-2	20-27-4	7-5-1	43-35-7	.547
17	Frank Howard	34-18-4	54-57-4	72-39-4	5-4	3-3	81-30-2	72-81-8	12-7-2	165-118-12	.580
18	Hootie Ingram	3-5	6-8	3-8	0-0	0-0	7-9	3-12	2-0	12-21	.364
19	Red Parker	3-8-1	6-10-1	8-7	0-0	0-0	12-9-1	5-16-1	0-0	17-25-2	.409
20	Charley Pell	4-2	9-0	5-1-1	0-1	0-1	9-2	9-1-1	0-1	18-4-1	.804
21	Danny Ford ^F	26-11-2	36-8	28-8-2	6-2	6-2	53-12-3	36-15-1	7-2	96-29-4	.760
22	Ken Hatfield	10-4	11-5-1	9-3	2-1	1-1	22-3-1	8-9	2-1	32-13-1	.707
23	Tommy West ^W	9-11	9-10	12-4	1-3	1-3	18-13	12-12	1-3	31-28	.525
24	Tommy Bowden	26-12	21-14	18-11	4-5	3-5	42-16	23-21	4-5	69-42	.622
Totals		143-78-11 (.640)	234-180-18 (.563)	229-150-16 (.600)	19-18 (.514)	15-15 (.500)	316-118-15 (.720)	248-260-23 (.489)	61-48-7 (.556)	625-426-45	.591

^B - coached five games in 1926; ^F - coached one game in 1978; ^W - coached one game in 1993; * - includes a 66-30-2 (.684) record against ACC teams

Lettermen

A

Aaron, Jack	3	1961,62,63
Abdullah, Rahim	3	1996,97,98
*Abell, Frank	2	1931,32
Abney, Terrence	1	1992
Abrams, Jimmy	2	1966,67
*Adams, J.P.	3	1914,15,16
Abreu, Ed	1	1978
Adams, Dymon	1	1998
Adams, Gaines	4	2003,04,05,06 ^{cc}
Adams, Keith	3	1998,99,00
Adams, Rod	1	1991
Addison, Jimmy	3	1965,66,67 ^{cc}
*Adkins, Gary	4	1976,77,78,79
Albergotti, Toby	1	2002
Alexander, Gary	3	1973,74,75
Alexander, Kevin	2	2006,07
Alford, Hugh	1	1945
*Alford, J.L.	1	1916
*Aliffi, Vic	2	1961,63
*Allen, Banks	2	1906,07
Allen, Michael	4	1995,96,97,98
Allen, Terry	3	1987,88,89
Allen, Thad	4	1974,75,76,77
Alley, Kendall	3	1981,82,83
*Allison, J.W. (Switzer)	4	1917,18,19,20
Altman, Ed	2	1996,97
Ammons, Billy	3	1966,67,68 ^{cc}
Anderson, Ben	3	1970,71,72
Anderson, Jack	3	1968,69,70
*Anderson, Joe	3	1960,61,62
Anderson, Randy	3	1985,86,87
Anderson, Sam	3	1958,59,60
Anderson, Tony	3	1970,71,72
Anderson, Willie	3	1972,73,74 ^{cc}
Andreas, Karl	3	1971,72,73
Andreo, Ron	3	1959,60,61 ^{cc}
Ankuta, Neuf	2	1954,55
Anthony, Vernie	2	1981,82
Ard, Wendall	2	1943,44
Ardley, Alex	3	1998,99,00
Ariri, Obed	4	1977,78,79,80
*Armstrong, F.E. (Boo)	3	1918,19,20 ^c
*Armstrong, Hoyt	1	1921
Armstrong, Junior	1	1930
Armstrong, Lon	3	1959,60,61
Arrington, Vandell	3	1981,82,83
Arthur, Gary	3	1966,67,68
*Asbill, Henry	3	1927,28,29
Ashe, Terrance	1	2007
Austin, Cliff	4	1978,80,81,82
Austin, Javis	2	1997,98
*Austin, P.B. (Plowboy)	2	1925,26
Austin, Thomas	2	2006,07
*Avery, Wingo	3	1953,54,55 ^{ac}

B

Baham, Curtis	3	2003,04,05
*Bailes, J.P.	3	1919,20,21
*Bailes, W.B.	1	1922



Steve Berlin
1983,84,85

*Bailey, Bob	3	1936,37,38
Bailey, Greg	1	1987
Bailey, Matt	4	1998,99,00,01
Bailey, Rick	3	1982,83,84
Bak, Jeff	4	1985,86,87,88
Baker, Archie	3	1950,51,52
Baker, Bryan	1	2007
Baker, Carl	1	1996
Baker, Wayne	3	1969,70,71
Baldwin, Bob	1	1964
Baldwin, Mike	1	1974
Balles, Joe	2	1961,63
Banasiewicz, Brent	3	1995,96,98
*Banks, B.C. (Stumpy)	5	1915,16,17,18 ^c , 19 ^c
Barbary, Bill	2	1955,57
Barber, Mike	4	1991,92,93,94
Barfield, Don	3	1964,65,66
Barnes, Gary	3	1959,60,61
Barnette, Jimmy	2	1968,69
*Barnwell, T.G.	1	1902
Barry, Durrell	2	2006,07
Barter, Lynn	2	1971,72
Bartlet, J.H.	1	1917
Bartley, Howard	3	1996,97,98
Barton, Paul	1	1994
Barton, Tom	3	1950,51,52
Basich, Rick	1	1980
Basileo, Derek	1	1997
*Bates, Joe A. (Warhorse)	3	1909,10,11
*Bates, J. Mc	1	1918
Bauman, Charlie	4	1977,78,79,80
Beasley, Gene	4	1985,86,87,88
Beasley, Kenny	1	1985
Bell, Jimmy	3	1962,63,64 ^{ac}
Bell, Randy	1	1967
Bell, Larry	2	1969,70
Bell, Wayne	3	1964,65,66
Bell, William	1	1988
*Bellows, C.A.	1	1900
Belton, Mitch	3	1988,89,90
Bench, Elmer	4	1994,95,96,97
Bengel, Gordy	3	1971,72,73
Benish, Dan	4	1979,80,81,82
Bennett, Charles	4	2002,03,04,05 ^{cc}
Bennett, Nathan	4	2003,04,05,06
Berlin, Steve	3	1983,84,85 ^{cc}
Berry, Mike	1	1989
*Berry, Joe (Net)	3	1934,35,36 ^c
Berryhill, Tony	3	1979,80,81
Bethea, Fitzhugh	1	1983
Bethea, Frank	3	1973,74,75
Bever, Joe	1	2002
Beville, Scott	3	1988,89,90
Billie, Tramaine	4	2003,04,05,07
*Bissell, Paul L.	3	1909,10,11 ^c
Black, Carl	3	1936,38,39 ^{ac}
*Black, Manuel	3	1934,35,36 ^{ac}
Black, Nick	3	2000,01,02
Black, Tommy	1	1961
Black, Wendall	3	1959,60,61
Blackwelder, Tim	1	1975
Blackwell, Joe	2	1963,64
*Blain, J.M.	1	1896
Blakeney, Rock	1	1930
*Blalock, Joe	3	1939,40,41
Blanton, Bo	2	1979,80
*Blease, J. W.	2	1898,00
*Blessing, Jim	2	1939,40
Blinsky, Nick	1	1993
Blunt, Rodney	4	1990,91,92,93
Bodine, Rob	3	1989,90,91 ^{cc}
Bodrick, Altroy	4	1998,99,00,02
Bolin, Doug	1	1991
Bollinger, Rich	1	1976
Bolubasz, John	3	1971,72,73
Boozar, Tom	3	1972,73,74
Bosler, Bob	3	1970,71,72
Bost, Ed	3	1959,60,61
Bostic, Jeff	3	1977,78,79
Bostic, Joe	4	1975,76,77,78
Bounds, David	1	1981

Bowen, Joe	2	1953,55
Bowick, Ray	1	1958
Bowlan, Roland	2	1973,74
Bowles, H. Julian	3	1923,24,25
Bowles, M.G. (Monk)	3	1929,30,31
Bowman, Nick	3	1979,80,81
Boyer, Shelton	3	1983,84,85
Boyette, Johnny	3	1962,64,65 ^{cc}
*Boykin, Bolivar	1	1909
*Box, Carlon	1	1984
Bradford, Eric	2	1995,96
*Bradley, L.T. (Prep)	1	1925
*Brady, Kevin	2	1984,85
*Brandon, T.B.	3	1914,15,16
Brantley, Craig	3	1973,74,75
Brantley, Derrick	2	2001,02
Branton, Joey	3	1965,66,67
Bratton, Bruce	4	1988,89,90,91
Bray, Cliff	3	1976,77,78
Breedlove, Billy	1	1956
*Breedon, Joe	1	1901
Brewster, Doug	4	1987,88,89,90
Brice, Michael	1	1996
Brickley, Glenn	1	1985
Brisacher, Art	3	1971,72,73
Brisendine, Rod	1	1946
*Bristol, W. H.	3	1912,13,14
*Britt, Ben	3	1910,11,12 ^c
*Britt, D.C. (Toots)	2	1907,09
*Britt, S.L.	1	1910
Broadwater, Crosby	2	1986,87
Brodie, Bunny	2	1948,49
*Brock, W.T.	2	1896,97 ^c
Bromell, Lorenzo	2	1996,97
Brooks, Jonathan	4	1975,76,77,78
Broomfield, Donald	4	1995,96,97,98 ^{cc}
Brown, Dave	1	1962
Brown, Gary	4	1979,80,81,82
*Brown, H.W.	1	1916
Brown, Ken	4	1980,81,83,84
Brown, Kourtnei	1	2007
Brown, Lester	4	1976,77,78,79
Brown, Lockie	1	1981
Brown, Marlon (Bubba)	4	1976,77,78,79 ^{cc}
Brown, Mike	3	1989,90,91
Brown, Norris	4	1989,90,91,92
Brown, Ray	4	1979,81,82,83
Brown, Ricky	3	1971,72,73
Brown, Roy	4	1980,81,82,83
*Brown, Tom I.	3	1933,34,35
*Browne, G.H. (Skeet)	1	1913
Browning, Kyle	3	2003,04,05
Browning, Sebo	1	1984
Brumley, Lacy	4	1974,75,76,77
Brunson, Jack	3	1948,49,50
Brunson, Lawrence	2	1984,85
*Bruorton, H.B.	3	1954,55,56
*Bryant, Bill	3	1935,36,37
Bryant, Dwayne	3	1990,91,92
Bryant, Jeff	4	1978,79,80,81
*Bryant, Joe	3	1950,51,52
*Bryant, Shad	3	1937,38,39
Bryant, Terry	4	1997,98,99,00
Buchholz, Mark	1	2007
Buckner, Brentson	4	1990,91,92,93
Buckner, Mike	3	1971,72,73 ^{cc}
Buford, William	1	1992
Bukowsky, Dick	3	1969,70,71
Bullard, Wilbur	1	1983
Bulman, Matt	1	1994
Bundren, Jim	4	1994,95,96,97
Bunton, Donnie	3	1955,56,57
Bunton, Ted	3	1962,63,64 ^c
Burbick, Bruce	1	1967
Burgess, Robert	2	1973,74
Burgner, Grady	3	1967,68,69
Burley, Rion	1	1993
*Burnett, George	3	1966,67,68
Burnette, Derek	2	1992,93
Burnette, Kevin	1	2003
Burton, C.C.	2	1921,22




Johnny Boyette
1962,64,65

Burton, Dave	1	1965
Burton, Richard	1	1984
Buscher, L.E.	2	1934,36
Bush, Jack	3	1955,56,57
Bush, Jovon	4	1998,99,00,01
Bussey, Charlie	3	1954,55,56 ^c
Bussie, Arthur	2	1990,91
Bustle, Rickey	3	1974,75,76
Butcher, Brian	3	1980,81,82
Butler, Butch	4	1941,42,43,45
Butler, Crezdon	2	2006,07
Butler, Jerry	3	1976,77,78
Butler, Matt	4	1995,96,97,98
Butler, Richard	3	1982,83,84
Buttermore, Curt	3	1972,73,74
Butz, Sam	1	1945
*Byers, Monty	1	1942
*Byrd, Gary	3	1950,51,52
Byrd, Gary	4	1999,00,01,02

C

*Cagle, Bully	3	1940,41,42
Cagle, John	3	1966,67,68
Cagle, Mavis	4	1944,45,46,47
Cain, Harold	3	1974,75,76
Cain, Jack	3	1978,79,80
Cain, Sammy	3	1967,68,69
Caldwell, Charlie	2	1969,70
Caldwell, Mark	1	1980
Calhoun, Darren	4	1990,91,92,93
Callahan, Sonny	1	1971
Callicutt, Ken	4	1973,74,75,77
Calvert, Forrest	2	1950,53
Calvert, Jackie	3	1948,49,50
*Calvert, Jim	2	1949,50
Cameron, DeChane	3	1989,90,91 ^{cc}
*Camp, Bill	1	1904
Campbell, Blake	1	1988
Campbell, Jeremy	2	2006,07
Candler, Steedley	1	1967
*Cann, George	2	1920,21
Cannon, Brandon	3	2003,05,06
*Cannon, C.L.	1	1907
*Cannon, W. M.	1	1915
Caplan, Stu	2	1964,65
Capote, Christian	3	2005,06,07
Caputo, Paul	3	1990,91,92
Carey, Chris	1	2006
Carothers, Rocky	3	1948,49,50
Carr, Brian	1	2003
Carr, Michael	1	1989
Carson, Chad	4	1998,99,00 ^{cc} , 01 ^{cc}
*Carson, Gene	2	1948,49
*Carson, Jules L. (Doc)	4	1910,11,12,13
Carson, Lynn	2	1973,75
Carswell, Robert	4	1997,98,99,00
Carter, Andre	4	1993,94,95,96
*Carter, Bert	1	1906
Carter, Henry	4	1984,86,87,88

Lettermen



Bennie Cunningham
1973,74,75

Carter, Oscar	2	1969,70
Case, Johnny	3	1961,62,63
Cassady, Sonny	3	1968,69,70
Cassidy, Richard	1	1992
*Cathcart, Joe	1	1933
Catoe, Jimmy	3	1966,67,68 ^c
Cauble, Charlie	1	1969
*Caughman, F. Porter	1	1907
*Caughman, Kenny	3	1911,12,13
Chamberlain, Force	3	1970,71,72
Chambers, Sadat	2	2006,07
Chancellor, Chris	2	2006,07
Chancellor, Demerick	1	2006
Chandler, Tommy	1	1949
Charpia, Bo	1	2001
Charpia, Ryan	2	2003,04
Charpia, Rusty	3	1986,87,88
Chappelear, Glenn	1	1984
Chappell, Henry	1	1943
Chappell, James	3	1995,96,97
*Charleston, Pat	3	1983,84,85
Chason, Cole	4	2003,04,05,06
Chatlin, Rabbit	3	1957,58,59
Chavis, Miguel	1	2007
Chavous, Raymond	4	1985,86,87,88
Cheatham, Andy	3	1982,83,84
Cheek, Randy	2	1980,81
Chester, Jermyn	3	2000,01,02
Childers, Stan	1	1971
Childers, Tim	3	1981,82,83
Childers, Tracy	2	1962,63 ^c
Childers, Wilson	3	1965,66,67
Childress, Gary	4	1997,98,99,00
*Childress, John	3	1948,49,50
Childress, O.J.	4	1995,96,97,98
Chiple, Bill	2	1940,41
*Chovan, Phil	1	1938
*Chreitzberg, C. K.	1	1898
*Chreitzberg, A.M.	1	1896
Chuy, Don	2	1961,62
Ciniero, Geoff	2	1985,86
Ciurciu, Vince	2	1998,99
Clamp, John	1	1991
Clanton, Ray	4	1945,46,47,48
*Clardy, Warren	1	1904
Clark, Brian	3	1979,80,81
*Clark, Chip	3	1942,45,46 ^c
Clark, Donnell	4	2003,04,05,06
Clark, Dwight	4	1975,76,77,78
*Clark, W.C.	2	1906,07
Clay, Antonio	3	2005,06,07
Cleaton, David	1	1984
Clemons, Chris	3	2005,06,07
Cleveland, Olin	2	1945,46
Clifford, Chris	2	1975,76
Clifford, Mark	1	1979
*Cline, Doug	3	1957,58,59
Cobb, Joe	1	1989
Cobb, Maret	3	1972,73,74

*Cochran, J.T. (Boots)	3	1908,09,10
Cockfield, Barry	1	1966
Coffey, Bob	2	1974,75
*Cogburn, H.L.	1	1903
*Colbert, W.C. (Pinky)	3	1919,20,21
Coleman, Bob	3	1959,60,61
*Coleman, Dan	3	1937,38,40
Coleman, Duane	4	2003,04,05,06
Coleman, Eric	4	2001,02,03,04 ^c
Coleman, Jim	3	1954,55,56
*Coles, Marion (Pony)	3	1910,11,12
*Coles, Stick	3	1906,07,08 ^c
Coley, James	4	1985,86,87,88
Collins, Jason	3	1994,95,97
*Collins, Joe	1	1928
Collins, Michael	2	2003,04
Compton, Gary	2	1958,59
Cone, Fred	3	1948,49,50 ^c
*Connelly, Bill	2	1909,10
Conner, Kavell	2	2006,07
*Cook, Pete	3	1950,51,52
Cooper, Gary	4	1986,87,88,89
Cooper, Jay	3	1964,65,66
Cooper, Richard	2	1963,64
Cooper, Scotty	1	2007
Cordileone, Lou	3	1957,58,59
Cornell, Mike	3	1973,74,75
Coursey, Tom	1	1949
*Cox, Carol	4	1945,47,48,49
*Cox, Cary	2	1946,47 ^c
Cox, Ed	1	1949
*Cox, Jack	2	1948,49
*Cox, M.E.	2	1914,15
*Cox, Walter, Jr.	2	1938,39
Cox, Walter III	3	1961,62,63
*Cox, Wyatt	2	1957,58
Craig, Arthur	3	1965,55,67
Craig, Bob	3	1966,68,69
*Craig, Johnson	2	1931,32
*Craig, Marion (Hawk)	3	1940,41,42 ^c
Crain, Pat	3	1962,63,64
Crain, Willis	1	1954
Crawford, Barclay	3	1950,51,52
Crawford, Craig	2	1983,84
Crawford, Eddie	1	1974
Creed, Steve	1	2003
Crite, Brendon	3	1980,81,82
Crolley, Ronnie	3	1959,60,61
Crooks, Kenya	3	1994,95,96
Cropp, Willie	2	1966,68
Crosby, Roscoe	1	2001
Cross, Marvin	3	1992,93,94
*Crout, Sammy	2	1958,59
Croxton, Bill	3	1933,34,35
Cruce, Jeff	2	1983,84
Crutchfield, Darrel	4	1997,98,99,00
*Cumbie, Alton	2	1944,45
Cumbie, Jamie	2	2006,07
Cunningham, Bennie	3	1973,74,75 ^c
Cunningham, James	1	1975
*Cummings, Pony	3	1932,33,34
Currie, Airese	4	2001,02,03,04 ^c
Currie, Rudy	3	1995,96,97
Curry, Carlos	4	1992,93,94,95
Curtis, Ralph	1	1946
Curtis, Rodney	1	1985
Cuttino, H.B. (Hop)	2	1925,26
Cyrgalis, Pat	1	1999

D

Daigneault, Doug	2	1958,59
*Dailey, B.T.	1	1915
Daniel, Ralph	3	1969,70,71
Danforth, Kenny	3	1983,84,85
Dantzler, Ellis	3	1963,64,65
Dantzler, Woodrow	4	1998,99,00,01 ^c
Davis, Billy	4	1980,81,82,83
Davis, Chip	4	1986,87,88,89
Davis, David	4	1988,89,90,91
Davis, Dexter	3	1988,89,90
Davis, Footsie	3	1930,31,32

Davis, Guy	3	1926,27,28
Davis, Hal	3	1962,63,64
Davis, Heide	3	1970,71,72
Davis, James	3	2005,06,07
Davis, Jason	4	1990,91,92,93
Davis, Jeff	4	1978,79,80,81 ^c
Davis, Jerry	2	1972,73
Davis, Jud	4	1944,45,47,48
Davis, Orlando	1	1995
*Davis, St. Clair	1	1928
Davis, Tyrone	3	1982,83,84
Davidson, L.S.	2	1925,26
Dawkins, Brian	4	1992,93,94,95
Dawson, Eric	1	1985
Day, Dean	1	1981
Dean, Jad	4	2003,04,05,06
*Deanhardt, Luke	4	1946,47,48,49
Deanhardt, Luke, Jr.	1	1971
DeBardelaben, Bob	2	1958,59
DeBeer, Tim	4	2003,04,05,06
Decock, Bruce	3	1971,72,73
*DeCosta, E.J. (Beef)	2	1901,02
*Deitz, Frank	2	1939,40
*DeLoach, Billy	1	1949
Delullis, Frank	4	1985,86,87,88
Delusme, Ronny	3	2001,02,03
Demery, Pete	1	1981
Demps, Reggie	2	1989,90
DePew, Bill	2	1968,69
DePrimio, Nick	1	2003
*Derrick, O.L. (Puss)	3	1903,05,06
Derriso, Steve	4	1990,91,92,93
DeSimone, Dick	3	1954,56,57
DeSue, Tony	4	1993,94,95,96
Devane, William	4	1980,81,82,83
Dial, Alex	1	1992
*Dickson, Laury	1	1905
Dieckmann, Phillip	1	2004
Diggs, Bubba	4	1978,79,81,82
*Dillard, Bill	3	1932,33,34
DiMucci, Dan	3	1949,50,51
Dingle, Adrian	4	1995,96,97,98
Diomande, Andrew	1	2006
Dixon, Bruce	1	1989
Dixon, Terrance	1	1992
Dolce, Chris	2	1978,79
Donaldson, Richard	3	1982,83,84
Dorn, Jim	3	1969,70,71
*Dotterer, E.G. (Gilly)	2	1922,23
Dotherow, Fudge	1	1962
*Douthit, Claude (Pug)	4	1898,99,00,01 ^c
Downer, Cole	2	2004,05
Downs, Anthony	2	1994,95
*Dozier, Ted	3	1931,32,33
Drag, Mark	4	1985,86,87,88
Driver, Stacey	4	1982,83,84,85
*Duckett, Graves	1	1916
*Duckworth, Joe	3	1898,99,00
Ducworth, C.H.	1	1974
Ducworth, George	3	1968,69,70
Ducworth, Ronnie	3	1966,67,68 ^c
Ducworth, Thomas	1	1973
Dukes, Marion	4	2003,04,05,06
*Dukes, Mike	3	1956,57,58
Duley, Tom	1	1965
Dumas, Charlie	3	1962,63,64
Duncan, John	1	1984
Dunhan, David	4	2002,03,04,05
*Dunlap, Tom	2	1919,20
Dunn, K.D.	4	1981,82,83,84
Dunnican, Kelton	3	1994,95,96
Durham, Steve	4	1977,78,79,80
Dye, Xavier	1	2007
Dyer, Clint	3	1945,46,48
*Dyess, Jimmie	1	1929

E

Earle, James	4	1984,85,86,87
*Earle, J.C.	1	1900
Eason, Nick	4	1999,00,01,02 ^c
Easton, Lance	2	1991,92

Eaves, Robin	1	1990
Eberhart, Terry	1	1958
Edwards, Antwan	4	1995,96,97,98
Eidson, Wesley	2	1967,68
Eley, Thomas	1	1975
Ellenburg, Charlie	2	1966,67
Elliott, Tony	4	2000,01,02,03 ^c
Ellis, David	2	1999,00
Ellis, Joe	3	1981,83,84
Ellis, Wesley	3	1996,97,98
*Ellison, Gill	2	1904,05
Elvington, B.B.	3	1968,69,70 ^c
Emanuel, Emmett	3	1920,21,22 ^c
*Emerson, Jack	1	1947
Engel, Karl	1	1962
English, Tom	1	1968
Enzor, Scott	2	1985,86
Eppes, Roy	2	1976,77
Eppey, Mike	3	1982,83,84 ^c
*Epps, M.H. (Pepper)	1	1910
Esgro, Greg	1	1984
*Eskew, H.L. (Bud)	3	1925,26,27 ^c
Ethridge, Brooks	1	1970
Ethridge, Don	3	1969,70,71
Etta-Tawo, Etta	1	2006
Evans, Charlie	1	1962
Evans, David	3	1997,98,99
Evans, Leomont	4	1992,93,94,95
Eyler, Rick	2	1968,70
*Ezell, J.F. (Sam)	2	1909,10
*Ezell, R. B. (Doc)	1	1912

F

Fabers, Leon	2	1972,73
Facciolo, Mike	3	1964,65,66 ^c
Faerber, Nelson	2	2006,07
Farnham, Dave	3	1969,70,71
Farr, James	4	1980,81,82,83 ^c
Feaster, Rodney	4	1999,00,01,02
Fellers, Mark	3	1972,73,74 ^c
*Fellers, Stan	3	1932,33,34
Few, Bill	3	1955,56,57
Fewell, J. A. (Jake)	2	1924,25
Fewster, Butch	3	1990,91,92
Fields, Stacy	4	1987,88,89,90 ^c
*Finklea, Gary	3	1923,24,25 ^c
*Finley, States Right G.	2	1916,17
Fisher, Brad	3	1979,80,81
Fitzpatrick, Pat	1	1978
Flagler, Terrence	4	1982,84,85,86 ^c
*Flathman, Gene	1	1936
*Fleming, F.	2	1907,08
Fleming, J.M. (Fatty)	1	1925
*Fleming, Vic	2	1930,31
Fleming, W.H.	2	1929,30
Flesch, Jeb	4	1988,89,90,91
Fletcher, Rodney	2	1988,89
Flowers, Bradley	1	2007
Flowers, Kenny	4	1983,84,85,86
*Floyd, George	2	1939,40



Stacy Fields
1987,88,89,90




Lettermen

Floyd, Joe	1	1993
Fogle, Lou	3	1961,62,63
*Folger, Mac	3	1934,35,36
Forbush, Matt	1	2005
Ford, Andy	4	1993,94,95,96
Ford, Jacoby	2	2006,07
Ford, Peter	4	1993,94,95,96
*Fordham, Red	2	1930,31 ^c
Forney, Warren	4	1991,92,94,95
Foster, Jon	1	1988
*Forsythe, J.A. (PeeWee)	3	1901,02,03
*Forsythe, W.C.	4	1898,99,00,01
Fortner, Jeff	2	1991,92
Fountain, Maurice	4	2001,02,03,04
Fox, Angelo	2	1987,88
Fox, DoMarco	4	1996,97,98,99
Francis, Touré	3	2000,01,03
Franklin, Chris	2	1993,94
*Franklin, Harry	2	1941,42
*Freeman, Eddis	4	1943,44,45,46
*Frew, W.L. (Red)	1	1918
Frierson, Bob	1	1982
*Fritts, George	3	1939,40,41
Fry, Dustin	4	2003,04,05,06
Fry, Roman	4	2003,04,05,06
Fudge, Jamaal	4	2002,03,04,05 ^{cc}
Fuller, Steve	4	1975,76,77 ^{cc} ,78 ^{cc}
Fulmer, John	3	1967,68,69
Funderburk, Mike	1	1968
Furr, Stephen	3	2002,04,05
*Furtick, Fritz	4	1903,04,05,06 ^c

G

Gabriel, Elsmore	2	2006,07
Gaddis, C.J.	3	2004,05,06
*Gage, Bobby	4	1945,46,47,48
Gaillard, Jerry	4	1978,79,80,81
*Gainer, Chick	4	1943,46,47,48
Gaither, Darius	1	2007
Galloway, G.G.	4	1972,73,74,75
Galuska, Pete	3	1969,70,71
Gamble, Jason	2	1997,98
*Gandy, A.P. (Hop)	4	1909,11,12,13 ^c
*Gantt, W.A.	1	1905
*Gantt, Jonnie	1	1902
Gardner, Joel	2	2000,01
Gardner, Rod	4	1997,98,99,00 ^{cc}
Gardocki, Chris	3	1988,89,90
Garick, Richard	3	1966,67,68
*Garrison, Bill	2	1902,03
*Garrison, C.C.	1	1923
Garrison, Gene	1	1953
Gaskin, Dreher	3	1950,51,53 ^{cc}
Gasque, Mike	2	1980,81
*Gassaway, Jim	2	1928,29
Gaston, Clark	3	1961,62,63
*Gaston, R.T.	3	1905,06,07
Geathers, Eddie	3	1978,79,80
*Gee, C.F. (Little Mutt)	3	1912,13,14
*Gee, J.G. (Mutt)	4	1914,15,16,17



Rod Gardner
1997,98,99,00

Gehret, Guy	3	1972,73,74
Gemas, Kevin	2	1983,84
Gennerich, Gary	3	1970,71,72
*Gentry, Charlie	3	1896,97,98
*Gentry, Frank	3	1950,51,52
*George, A.P.	2	1899,00
George, Buck	4	1951,52,53,54 ^{cc}
Gerald, Henry	1	1965
Gerrald, Steve	1	1988
Geter, Eric	4	1989,90,91,92
*Gettys, E.F. (Red)	4	1918,19,20,21
Gibbs, Steve	4	1974,76,77,78
Gibson, Cameron	1	1988
Gibson, Ford	2	1972,75
Gibson, Tyrone	3	1989,91,92
Gilchrist, Marcus	1	2007
Gillespie, Bill	1	1943
*Gillespie, Dick	2	1948,50
Gillespie, Frank	3	1946,47,48
Gillespie, Nathan	3	2000,01,02
Gilliam, Sergio	4	2003,04,05,06
*Gilmer, Grover G.	4	1917,19,20,21
*Gilmer, Frank	3	1908,09,10
Gilstrap, Clay	2	1986,87
Gilstrap, Earl	2	1970,71
Gilstrap, Rick	3	1969,70,71
Glaze, Coleman	3	1960,61,62
Glenn, Ed	2	1993,94
Glenn, Joe	4	1979,80,81,82
Gobble, Robert	1	1958
Godfrey, Steve	2	1976,77 ^{cc}
Goehring, Jim	2	1976,77
Goff, Johnnie Mac	1	1968
Goggins, Harold	4	1975,76,77,78
*Goins, Gus	3	1936,37,38
Goldberg, Bob	2	1977,78
Goodine, Duane	1	2000
*Gooding, R.F. (Fatty)	1	1904
Goodloe, John	1	1977
Goodson, Robert	1	1996
Goudelock, David	2	1990,91
Gordon, Chuck	1	1976
Gore, Buddy	3	1966,67,68
Goss, Dennis	2	1971,72
Graham, Bernie	2	1950,51
*Graham, George	1	1944
Granger, Ty	4	1985,86,87,88
Jamarcus Grant	2	2006,07
Grant, Kelvin	2	2003,04
Gravely, Mike	1	1974
*Gray, Bill	1	1911
Gray, Ricky	1	1980
Grdijan, John	3	1955,56,57 ^{cc}
*Green, Harry	2	1901,02
Green, Mervin	1	1988
Green, Zach	2	2004,06
Greene, Adrian	2	1996,97
Greene, Earle	2	1955,56
Greene, Gerry	1	1991
Greene, Johnny	1	1955
Greene, Nealon	4	1994,95,96,97
Greenawalt, Stan	1	1973
*Gresham, Metz	1	1929
Gressette, Larry	3	1951,52,53 ^{cc}
Gressette, Nathan	3	1951,52,53 ^{cc}
Grier, Marrio	2	1992,93
Griffin, Steve	4	1982,84,85,86
Griffith, Frank	2	1954,55
*Grigsby, Billy Luke	3	1948,49,50
Grimes, Tyler	3	1986,87,88
Grisham, Tyler	3	2005,06,07
Groover, Cory	2	2004,05
Gue, Tommy	3	1959,60,61
Guess, Henry	4	1992,93,94,95
*Gunnells, Bill	2	1928,29
Gunnells, Dan	3	1965,66,67
Guy, Ruben	1	1932

H

Haddock, Lee	2	1970,71
Hailey, Charles	4	1998,99,00,01 ^{cc}

Hagen, Arthur	1	1944
Haglan, J.D.	3	1976,77,78
*Hair, Billy	3	1950,51,52 ^{cc}
*Hair, J.C.	3	1924,26,27
Hairston, Chris	1	2007
Hall, Ben	4	2001,02,03,04
*Hall, Bill	3	1938,39,40 ^{ac}
Hall, Delton	4	1983,84,85,86
Hall, Hollis	3	1979,80,81
Hall, Howard	4	1989,90,91,92
Hall, Lamont	4	1994,95,96,97
Hall, Les	4	1989,90,91,92
*Hall, R.M. (Fatty)	3	1926,27,28
Hall, Wade	2	1960,63
*Hamer, Ray	3	1939,40,41
Hamilton, Derrick	3	2001,02,03
*Hamilton, R.G.	1	1896 ^c
Hamlin, Michael	3	2005,06,07^{cc}
*Hammett, L.O.	1	1918
Hammond, Brian	1	1985
Hammond, Vance	4	1987,88,89,90 ^{cc}
Hamrick, Tucker	1	1999
*Hane, J.K.	3	1924,25,28
Haney, Don	1	1993
Hankins, Kelvin	3	1989,90,91
Hankinson, Crimmins	2	1953,54
*Hankle, Witt H.	3	1908,09,10 ^c
Hansford, Ogden	3	1974,75,78
*Harvey, Ernest	1	1913
*Harvey, George	2	1897,98
*Harvey, Jock T.	4	1896,97,02,03
*Hardin, L.G.	1	1916
Harman, Dean	1	1991
Harmon, Eric	4	1987,88,89,90
*Harmon, H.M. (Duck)	3	1914,15,16
*Harmon, S.E. (Pat)	3	1922,23,24
Harper, Charles	1	2002
Harper, Cullen	2	2006,07^{cc}
Harper, J.C.	4	1985,86,87,88
Harps, Wayne	4	1986,87,88,89
Harrell, Cliff	4	2002,03,04,05
Harrell, Ricky	3	1970,71,72
*Harris, H.S. (Lazy Bill)	3	1914,15,16
Harris, John	3	1990,91,92
*Harris, L.D.	1	1919
Harris, La'Donte	4	2004,05,06,07
Harris, Reggie	3	1986,87,88
Harris, Rudy	3	1990,91,92
Hart, Chris	1	1989
*Hart, Willard L. (Bub)	2	1916,17
Harvey, B.C. (Chubby)	2	1925,26 ^c
*Harvey, Randy	2	1967,68
*Harvey, S.A. (Speck)	1	1922
Harvey, Travis	2	1993,95
Harvin, Lionell	3	1929,30,31
*Harvley, Clyde	1	1931
Haselden, David	1	2002
Hatcher, Dale	4	1981,82,83,84
Hatcher, Jesse	2	1987,88
Hauser, Tad	1	1980
Hausgen, Ed	4	1992,93,94,95
*Hayden, C.J.	1	1911
Hayes, Rudy	3	1956,57,58 ^{ac}
Haynes, Joey	1	1987
Haynes, Norman	3	1985,86,87
Headen, Andy	4	1979,80,81,82
Hecht, Bill	3	1963,64,65 ^{cc}
*Heffner, L.B.	1	1920
Hefner, Larry	3	1969,70,71 ^{cc}
Heilig, Don	1	1959
*Heinemann, John	3	1931,32,33 ^c
Hemby, Ryan	2	2001,02
Hemphill, James	1	1993
*Hendee, H.M. (Tick)	2	1925,26
Henderson, Jerome	4	1987,88,89,90
Henderson, Joe	3	1987,88,89
Hendley, Dick	4	1946,48,49,50
Hendley, Richard	3	1980,81,82
*Hendricks, L.L.	2	1896,97
Heniford, Mark	4	1974,75,76,77
Heniford, Todd	1	1984



Bill Hecht
1963,64,65

*Henley, Cliff	2	1934,35
Henry, Dale	3	1969,70,71
Henry, William	3	2001,02,03
*Herlong, Doug	2	1948,51
*Herlong, Henry	1	1930
Herrin, Deke	1	1998
Hewitt, Andre	1	1993
Hicks, Harry	1	1954
Hicks, Ken	1	1972
Hill, Jerome	2	1974,75
Hill, Leroy	4	2001,02,03,04 ^{cc}
Hill, Tye	4	2002,03,04,05
*Hilderbrand, Noltan	1	1953
*Hinson, Randy	3	1933,34,35
Hinton, Marcus	4	1992,93,94,95
*Holland, Joe	1	1904 ^c
Holland, Lawson	1	1974
Holloman, Duke	2	1983,84
Holloman, Jason	4	1997,98,99,00
*Holohan, R. F. (Butch)	4	1921,22,23 ^c ,24
Homonoff, Edward	2	1973,74
Hood, Greg	2	1992,93
Hook, Charlie	3	1965,66,68
*Hook, Fred	2	1931,32
Hooper, Ricardo	3	1986,87,88
Hope, Leon	3	1973,74,75
Hopkins, Stan	2	1971,72
Horne, Charlie	3	1956,57,58
Horne, Tony	4	1994,95,96,97
Horton, Tate	3	1933,34,35
Hostetler, Hoss	3	1964,66,67
Hough, James	1	1945
Houskin, Marcus	2	2000,01
Howard, Jimmy	3	1961,62,63
Howard, J.J.	4	2000,01,02,03
Howell, Trey	1	1988
Hubert, Pooley	2	1950,53
Hudson, Alex	3	1980,82,83
Hudson, Bill	3	1954,55,56
Hudson, Billy	3	1976,77,78
Hudson, Bob	4	1947,48,49,50
Huey, Terrance	1	2001
*Hudson, J.C.	3	1950,51,52
Hughes, Wade	2	1971,72 ^{cc}
Hulsey, Corey	3	1996,97,98
Humphrey, Andre	4	1992,93,94,95
Humphries, Barry	2	2006,07
Hunt, Aaron	4	2000,01,02,03
Hunt, Revonne	1	1951
Hunter, Bill	3	1942,46,47
Hunter, Brian	1	1992
Hunter, Hamp	3	1953,54,55
*Hunter, N.M. (Buster)	3	1899,00,01
Hunter, Thomas	4	2003,04,05,06
Huntley, Chuck	2	1970,73
Hutchins, Roger	2	1991,92
Hutchinson, Bobby	2	2006,07
*Hydrick, Onan	2	1908,09
Hynes, Dave	3	1960,61,62 ^c

Lettermen



Scott Jackson
1952,53,54

I

Igwebuike, Donald 4 1981,82,83,84
*Inabinet, B.C. 3 1953,54,55
*Inabinet, Clarence J. 3 1933,34,35
Inge, Mark 3 1986,87,88
Ingle, Reid 3 1982,83,84
Ingram, Keith 1 1987
Inman, Don 1 1984
Isaacs, Mike 3 1983,84,85

J

Jackson, Jack 1 1969
Jackson, Jacky 3 1965,66,67
Jackson, Jackie Lee 3 1966,67,68
Jackson, Kenzil 4 1989,90,91,92
Jackson, Kit 3 1965,66,67
*Jackson, M.E. 1 1921
Jackson, Rashaad 3 **2005,06,07**
Jackson, Robert 3 1993,94,95
Jackson, Scott 3 1952,53,54^{cc}
Jackson, Steven 3 2003,04,05^{cc}
*Jackson, S.L. (Stonewall) 3 1922,23,24
*Jackson, Wister 2 1938,39
James, Charlie 2 1988,89
James, Freddie 3 1998,99,00
*James, M.B. (Jimmy) 4 1911,12,13,14
*Jameson, Hugh 3 1939,40,41
Jamison, Brandon 1 2002
Jamison, Vontrell 2 2003,04
Jansen, John 3 1984,85,86
Jasmin, Chad 4 2000,01,02,03
Jaynes, Danny 2 1976,77
Jehlen, George 3 1974,75,76
Jenkins, James 1 1994
Jenkins, Jarvis 1 **2007**
Jenkins, Marvis 1 2001
*Jenkins, Ralph 4 1943,44^{cc},45^{cc},46^{cc}
*Jennings, A.T. 1 1914
Jennings, Keith 4 1985,86,87,88
*Jeter, J.P. 1 1913
Jetton, Neal 3 1973,74,75^{cc}
Jewell, Donnie 1 1993
Johnson, A.J. 2 1984,85
Johnson, Bashon 1 1996
Johnson, Bobby 3 1970,71,72
Johnson, Cedric 4 2001,02,03,04
Johnson, John 4 1987,88,89,90
Johnson, Kevin 2 2000,01
Johnson, Ricky 3 1963,64,65
Johnson, Tracy 4 1985,86,87,88
Jollay, Mike 2 1985,86
Jolley, Bobby 1 1951
Jolly, Terry 4 1997,98,99,00
*Jones, Bob 3 1928,29,30
Jones, Bob 2 1972,73
Jones, Chris 4 1995,96,97,98
Jones, Jimmy 1 1949
Jones, Tim 4 1991,92,93,94^{cc}
Jordan, Homer 3 1980,81,82^{cc}

*Jordan, Leonard 1 1941
Jordan, Whitey 3 1955,56,57
Jordan, Willie 4 1975,76,77,78
Joye, David 2 1990,91
Justus, Johnny 3 1928,29,30^{cc}

K

*Kaigler, Ben 1 1902
*Kaigler, J.G. 3 1898,99,00
Kaltenback, Leon 3 1955,56,57^{cc}
Kane, Mark 2 1953,54^{cc}
*Kangeter, Jonnie 3 1910,11,12
Katana, Ted 2 1965,66
*Kay, L.R. 2 1917,19
*Keasler, A.L. (Gus) 2 1904,05
*Keel, J.W. (Rastus) 1 1906
Keller, Morris 1 1959
Kelley, Don 3 1969,70,71
Kelley, Freddy 3 1965,66,67
Kelley, Steve 1 1973
Kelly, Aaron 3 **2005,06,07**
Kelly, Yusef 4 2000,02,03,04
*Kempson, Otis 3 1950,51,52
Kendrick, Tommy 3 1969,70,71
Kennedy, Frank 2 1950,51
Kennedy, Tony 4 1988,89,90,91
Kenney, Steve 3 1976,77,78
Kesack, Gary 3 1974,75,76
Keys, Larry 3 1965,66,67
*Keyserling, H.L. (Golden) 1 1920
Kier, Brian 3 1974,76,77
Killen, Pat 1 1959
Kinard, Terry 4 1979,80,81,82^{cc}
King, Anthony 3 1976,77,78
King, Buddy 3 1970,71,72^{cc}
King, Don 4 1952,53,54,55^{cc}
King, Jack 2 1968,69
King, Jimmy 3 1959,60,61
*King, L.O. 2 1901,02
King, Tommy 3 1959,60,61
*Kinsler, J.H. 1 1900
Kirkconnell, Ben 1 1932
Kirkland, Levon 4 1988,89,90,91^{cc}
*Kissam, Roddy 3 1933,34,35
Kitchens, Ronnie 3 1967,68,69
Knight, Herman 2 1949,51
*Klugh, W.W. 2 1925,26
*Knoebel, Fred 3 1950,51,52
Knott, Hal 1 1959
Koon, Eugene 2 2001,02
Kopp, Wynn 2 2001,02
Kormanicki, Dave 2 1968,69
Kreis, Kevin 1 1976
Kubu, Jon 1 1989
Kunz, Michael 1 1994

L

*Lachicotte, A.S. (Boo) 1 1910
Laird, Kevin 4 1995,96,97,98
Lam, Elmo 3 1960,61,62^{cc}
Lambert, Cory 2 **2006,07**
*Lambert, John 1 1931
LaMontagne, Joe 3 1951,52,53
Lancaster, Chris 4 1985,86,87,88
Landry, Mark 4 1994,95,96,97
Langford, Charlie 1 1979
*Langston, J.L. 1 1920
Lanzendoen, Jim 1 1973
*Laraway, Walt 3 1953,54,55
Latimer, Al 1 1978
*Latimer, Bill 1 1906
*Lawrence, Bert 1 1902
Lawrence, Floyd 1 1956
Lawrence, Reggie 3 1988,89,90
Lawson, Larry 1 1970
*Lawton, Streak 2 1935,36
Lawton, Winston 1 1969
Lawyer, Mal 4 1996,97,98,99
Lazzara, Tony 3 1999,00,01
Leake, John 4 2000,01,02,03
Learn, Randy 4 1979,80,81,82

LeBel, David 3 1973,74,75
*Lee, A.C. (Bun) 1 1907
Lee, Mark 2 1974,75
Lee, Harry 2 1934,35
Lee, Tyrone 4 2000,01,02,03
LeJeune, Brent 3 1991,92,93
Lemay, Jason 1 1999
Leonard, Colin 3 2005,06,07
Leonard, Hal 2 1946,47
Leverman, Gerald 1 1945
*Lewis, Alex P. 3 1911,12,13
*Lewis, Gus 2 1900,01
*Lewis, Harold 3 1935,36,37^{cc}
Lewis, Haydrian 3 **2005,06,07**
*Lewis, J. B. 3 1898,99,1900
Lewis, Marcus 1 2000
Lewis, Merritt 3 1932,33,34
Lewis, Micah 1 2001
Lewis, Stacy 2 1989,90
Lewis, Zane 3 1995,96,97
Lewter, Steve 3 1969,70,71
Lhotsky, Joe 3 1966,67,68
Liberatore, Frank 3 1964,66,67^{cc}
*Lightsey, F.B. (Bull) 3 1922,24,25
*Lightsey, L.M. (Yen) 4 1917,18,19,20
Lindsey, Otis 2 1981,82
Link, A.C. 1 1926
Linthicum, Brian 1 **2007**
*Littlejohn, C.E. (Mule) 3 1913,14,15
*Locklair, Ed (Pop) 1 1941
Locklair, Mike 3 1966,67,68
Locurcio, Todd 1 1993
Logan, Jimmy 1 1966
*Logan, J.R. 2 1912,13
Long, Evans 1 1930
Long, Stacy 4 1986,88,89,90
Lott, Billy 3 1977,78,79^{cc}
Lott, James 4 1986,87,88,89
Lovelace, Chris 1 1993
*Lowman, P.I. (Pi) 2 1918,19
Lowther, Rush 1 2005
Luckie, Billy 1 1996
Lundeen, Danny 2 1970,71
*Luzzi, Richie 3 1966,67,68
*Lykes, Powell 2 1905,06
*Lynah, Jim 2 1900,01
Lynch, Chuck 1 1991
Lynn, Dave 3 1958,59,60^{cc}
Lytton, Jeff 3 1983,84,85

M

Mack, Terence 4 1983,84,85,86^{cc}
Mack, Kevin 4 1980,81,82,83
Macklin, Travis 3 1996,97,98
Macko, Paul 2 **2006,07**
Mader, Eric 2 1989,90
*Magee, Watson 3 1936,37,38
*Magill, Dick 3 1927,28,29
*Magill, W.K. (Rummy) 3 1913,14,15^{cc}
Magwood, Frank 3 1980,81,82
*Major, C.S. (Dopey) 4 1913,14,15,16^{cc}
Mance, Brian 4 1999,00,01,02
Maners, Jimmy 1 **2007**
Maness, Ed (Chippy) 3 1938,39,40
Mann, Wes 3 1983,84,85
Mannella, Dave 1 1979
Manos, Pete 3 1949,50,51
*Marazza, Dick 3 1954,55,56
Mariable, Dorian 4 1986,87,88,89
Marion, Phil 3 1964,65,66
Marler, Malcolm 4 1973,74,75,76^{cc}
*Marshall, L.E. 1 1926
Martin, Bob 3 1946,47,48^{cc}
Martin, Carl 2 1981,82
*Martin, J.M. 3 1909,10,11
Martin, Jermaine 1 2007
Martin, Khang 1 1993
Martin, Marcus 2 1997,98
Martin, Peanut 3 1972,73,75
*Martin, W.N. 2 1925,27
*Masneri, Ray 3 1956,57,58

Mass, Wayne 3 1965,66,67
Massaro, Cary 3 1980,81,82
Massengill, Wells 1 1972
Mathews, Mike 1 1971
Mathews, Ray 4 1947,48,49,50
Mathews, Tony 2 1973,74
*Mathis, A.J. 1 1898
Mathis, Bill 3 1957,58,59
*Matthews, Bill 2 1915,16
Matthews, Mack 3 1960,62,63
Mattos, Tommy 3 1952,53,54
Mauldin, Hugh 3 1963,64,65
Mauney, Marcus 1 2000
Mauney, Tony 4 1988,89,90,91
Maxwell, Byron 1 **2007**
*Maxwell, Jeff 2 1896,97
*Maxwell, John 2 1902,03
Mayberry, Bob 4 1979,80,81,82
Mayer, Charlie 3 1969,70,71
McBride, Dan 1 1973
McCall, Jeff 4 1979,80,81,82
McCanless, Jim 3 1955,56,58
*McCarley, Bob 3 1927,28,29
McCauley, Jim 1 1949
McCleon, Dexter 4 1993,94,95,96^{cc}
McClinton, Todd 3 2001,02,03
McCloud, Gerald 1 2003
McClure, Bruce 3 1963,64,65
*McConnell, H.S. 2 1914,15
*McConnell, R.E. 2 1925,26
McConnell, S.W. 3 1934,35,36
*McConnell, T.S. 3 1934,35,36
McCory, Bob 1 1944
McCown, Fred 1 1942
McCown, Slick 2 1933,34
*McCown, T.M. 1 1918
McCrorey, Andy 4 1992,93,94,95
McCullough, Richard 4 1985,86,87,88
McCurty, Damon 1 1979
McDaniel, DeAndre 1 **2007**
McDaniel, Ed 4 1988,89,90,91
McDermott, John 3 1998,99,00
McDowell, Garry 2 1974,75
McDuffie, Chris 4 2004,05,06,07
McElmurray, Mac 3 1964,65,66
McElrathbey, Ray Ray 1 2006
*McElveen, Norwood 3 1939,40,41
*McFadden, Banks 3 1937,38,39
*McFadden, R.D. 1 1908
*McFadden, R.H. (Doc) 2 1906,07
McFadden, Wesley 4 1985,87,88,89^{cc}
McGee, Edgar 3 1965,66,67
*McGill, C.A. 1 1925
McGlockton, Chester 3 1989,90,91
McGlone, T.F. 1 1926
McGuirt, Bill 2 1960,61
McInally, Chris 2 1993,95
McIver, Rick 2 1904,05
McKelvey, J.J. 4 1999,00,01,02
McKenney, Pat 2 1985,86



Wesley McFadden
1985,87,88,89



Lettermen



McKenzie, Damonte	4	1995,97,98,99
*McKenzie, W.W.	1	1918
*McKeown, J.A.	1	1903
McKissic, Jock	3	2005,06,07
McLane, Riley	2	1966,67
McLaurin, Duncan	1	2005
McLaurin, Jewell	2	1969,70
*McLaurin, J.N.	4	1904,05,06,07 ^c
McLees, Jimmy	2	1990,91
McLellan, Bill	2	1953,54
McLellan, Cliff	1	1981
*McLendon, Ed	1	1939
*McLendon, Lem	1	1955
McLeod, Matt	2	1996,97
McMahan, Dave	2	1969,70
McMakin, John	3	1969,70,71 ^{cc}
*McMillan, Goat	2	1928,29
McMillan, Raiford	3	1926,27,28
*McMillan, W.L. (Red)	3	1913,14,15
McNeal, Bryant	4	1999,00,01,02 ^{cc}
McSwain, Chuck	4	1979,80,81,82
McSwain, Rod	4	1980,81,82,83
Meadowcroft, Charlie	3	1963,64,65
Meadows, Dwayne	3	1984,85,86
Means, Harold	3	1996,97,98
Medlin, Rick	3	1967,68,69
Meekins, Eric	4	1999,00,01,02
Meeks, Chuck	1	1982
*Mellette, F.M.	1	1911
*Melton, L.H. (Doc)	2	1923,24
Merling, Phillip	3	2005,06,07
Merritt, Will	4	1998,99,00,01
Merriweather, Reggie	4	2003,04,05,06
Michael, Benny	3	1966,67,68
*Midkiff, Bob	1	1926
Miller, Bill	1	1962
Miller, Billy	1	1943
*Miller, Bob	2	1931,32 ^c
*Miller, H.E.	2	1937,38
*Miller, Jack	3	1944,47,48
Miller, Jim	1	1948
Miller, Josh	3	2005,06,07
Miller, Justin	3	2002,03,04
Miller, Ron	1	1958
Miller, Tif	1	2001
Mills, Jeff	2	1974,75
Milton, Eldridge	4	1981,83,84,85
Milton, Fred	3	1968,69,70
*Mimms, Charlie	1	1946
Mitchell, Joedy	1	1996
Moncrief, Richard	4	1990,91,92,93 ^c
Monledous, Zag	2	1927,28
Mooneyham, Jack	3	1949,50,51
Montone, Neil	1	1947
Monts, Tavnahn	3	2001,03,04
Moore, Gene	3	1947,48,49 ^c
Moore, Ken	3	1952,53,54
Moore, Otis	4	1986,87,88,89 ^c
Moore, Rennie	1	2007
Moore, Ted	1	1964



Robert O'Neal
1989,90,91,92

Moore, Wayne	1	1996
Moorer, John	3	1945,46,47 ^{ac}
*Moorer, Tom	2	1938,39
*Morgan, Bobby	2	1958,59
Morgan, Dwayne	2	1994,95
*Morgan, Lewis	1	1946
Morocco, Chris	4	1986,87,88,89
Morris, David	1	1973
Morris, Kelvin	1	2002
Morrison, Pete	1	1961
*Moss, Charlie	3	1930,31,32
Mougros, Theo	4	1997,98,99,00
Mouzon, Tyron	4	1988,89,90,91
*Mulherin, Eddie	1	1928
Mullen, Ray	2	1965,66
Mulligan, Wayne	3	1966,67,68
*Mullins, H.D. (Horse)	2	1923,24
Murchison, Antwon	2	2006,07
Murray, Al	3	1972,73,74
Murray, John	1	1978
Myrick, Chip	3	2003,04,05
Myrick, Rocky	1	1979

N

Nanney, Lee	4	1978,79,80 ^{cc} ,81 ^{cc}
Nelson, Bryce	2	1992,93
Nelson, Maurice	3	2004,05,06
Nelson, Roosevelt	3	2002,03,04
Ness, Jim	3	1972,73,74 ^{cc}
Neville, J.L.	1	1943
Newell, Andy	1	1985
Newell, Mike	2	1969,70
*Nimitz, H.J. (Foots)	1	1916
Nix, Eric	3	1984,85,86
Noelte, Dave	1	1982
Nunamacher, Jeff	4	1985,86,87,88
Nunn, Arlington	4	1987,88,89,90

O

O'Brien, Chuck	4	1987,88,90,91
O'Cain, Mike	3	1974,75,76 ^{cc}
O'Dell, Billy	3	1953,54,55
*O'Dell, John H.	2	1918,19
*O'Dell, Wayne	1	1941
*Odom, W.F.	1	1908
Ogle, Chris	2	1989,90
Ogren, Jeff	1	2007
Ohan, Chinedu	2	1987,88
*O'Kurowski, Whitey	3	1937,38,39
Olson, Dave	3	1958,59,60
Olson, Harold	3	1957,58,59
*Olszewski, Harry	3	1965,66,67
*O'Neal, Belton (Speck)	1	1920
O'Neal, Brad	2	1969,70
O'Neai, Robert	4	1989,90,91,92 ^{cc}
Orban, Turk	1	1936
Osborne, Ronnie	3	1959,60,61
Otorubio, Adubarie	1	1985
Outlaw, Brian	3	1999,00,01
Owen, Henry	4	1998,99,00,01
*Owens, J.C. (Susie)	2	1919,20
Owens, Mark	1	1993

P


*Padgett, F.M.	1	1918
*Padgett, G.D.	1	1931
*Padgett, Jim	2	1957,58
Padgett, Matt	2	1996,97
*Padgett, O.D.	2	1928,29 ^c
Padgett, Wade	3	1939,40,41 ^c
Page, Neely	2	1998,99
Page, Wayne	2	1965,66
Pagliei, Joe	3	1953,54,55
Palmer, Cary	1	1989
*Palmer, E.D. (Frog)	1	1925
Palmer, Johnny	3	1963,64,65
Palmer, Michael	2	2006,07
Paredes, Bob	2	1951,54
Parete, Anthony	4	1981,82,83,84
*Parker, Ace	2	1940,41
*Parker, Harry L.	2	1912,13

Parker, Jim	2	1962,63 ^{ac}
Pasley, Jim	2	1939,40
Pate, Gene	1	2003
Pate, Milton	2	1951,52
Patrick, Chris	1	1932
*Patterson, Gene	2	1931,32
*Patton, Bob	3	1949,50,51 ^c
Paulling, Bob	4	1979,81,82,83
Pavilack, Harry	3	1959,60,61
*Payne, Booty	2	1940,41
Payne, Jim	3	1956,57,58
*Payne, Joe	3	1937,38,39 ^c
Payne, Oliver	2	1936,37
Pearce, Frank	3	1963,64,65
Pearce, Roy	2	1939,40
Pearman, Dan	3	1985,86,87
*Pearman, Fred	3	1899,00,01
Pearson, Alex	2	2006,07
Pearson, Ben	3	1937,38,39
Peeler, Coby	2	1993,94
Peeples, Ken	3	1972,73,74 ^{cc}
Pegues, Lamont	2	1994,95

*Pegues, E.S.	1	1899
Pengitore, Ken	3	1971,72,73 ^{cc}
*Pennington, Clyde	1	1935
Pennington, Curtis	3	1936,37,38 ^{ac}
*Perry, Bill	1	1911
*Perry, L. (Tom)	1	1911
Perry, Michael Dean	4	1984,85,86,87 ^{cc}
*Perry, Tracy	4	1976,77,78,79
Perry, William	4	1981,82,83,84 ^{cc}
Petoskey, Ted	2	1963,64
Phillips, Erik	1	1992
Phillips, Hank	4	1986,87,88,89
Phillips, Harley	2	1943,44
Phillips, Jim	1	1945
Phillips, John	4	1984,85,86,87 ^{cc}
Pickens, Jesse	1	2004
Pickett, Edgar	4	1980,81,82,83
Pierce, Hal	3	1940,41,42
Pilgrim, Brandon	4	2003,05,06,07
Pilot, Joe	1	1958
*Pinckney, E.H.	1	1909
*Pitts, Lewis	2	1927,28
Plantin, Tony	4	1994,95,96,97
Pleasant, Reggie	3	1982,83,84
*Poe, Billy	3	1944,45,46
Polite, Dextra	3	1997,98,99
Polk, DeJuan	4	2000,01,02,03 ^{cc}
*Pollitzer, H.R. (Polly)	1	1902
Poole, Bob	3	1961,62,63
*Poole, R.F. (Sarg)	2	1915,16
Pope, Brad	3	1994,95,96
Pope, Jamie	1	1979
Portas, Lou	2	1964,65
Postell, Holland	4	1995,96,97,98 ^{cc}
*Potts, R.C. (Daddy)	3	1917,18,19
Poulos, John	4	1944,47,48,49
*Pressley, E. H. (Buck)	2	1912,13
*Pressley, O.K.	3	1926,27,28 ^c
*Pressley, Harlan	1	1927
Price, John	3	1970,71,72
Price, L.C.	1	1925
*Priester, Buck	2	1930,31
Priester, Buck	3	1953,54,55
Priester, Raymond	4	1994,95,96,97 ^{cc}
Prince, Phil	4	1944,46,47,48 ^{cc}
Pringle, Harom	2	1992,93
*Pritchett, Jess	1	1937
Proctor, Will	3	2003,05,06
Pruett, Chip	2	1978,79
*Pruitt, June	2	1945,46
Pryce, Trevor	1	1996
*Proctor, Landrum	2	1930,31
Puckett, David	3	1988,89,90
Pugh, Travis	4	2001,02,03,04
Pusey, Mike	1	1975
Putnam, Trevor	3	1993,94,95

Q

Quarles, Jimmy	2	1951,52
----------------	---	---------



William Perry
1981,82,83,84

Quick, Rodney	3	1983,84,85
Quinn, Dewey	2	1945,46
Quesenbury, Sonny	2	1957,58

R

Raber, Brian	4	1983,84,85,86
*Radcliff, Charles	3	1950,51,52
Radford, Kevin	1	1980
Rambert, Bernard	4	1999,00,01,02
Ramsey, Ben	1	2007
Ramtahal, Eldred	1	1992
*Randle, E.L. (Cat)	3	1913,14,15
*Randle, M.B. (Little Cat)	3	1918,19,20
Randolph, Bernard	2	1993,95
Rankin, Gary	2	1963,64
Rapley, Darius	3	1997,98,99
Rash, Dustin	1	1993
Ratchford, Warren	4	1974,76,77,78
Ray, Thomas	3	1963,64,65
Rayburn, Lee	3	1966,67,68
Reames, Joe Don	3	1999,00,01
*Reames, T. Jack	2	1918,22
Reed, David	2	1978,79
Reese, Archie	4	1974,75,76,77
Reese, Steve	4	1982,83,84,85 ^{cc}
Reese, Tribble	1	2007
Reeves, Marion	3	1971,72,73
Reeves, Matt	4	1992,93,94,95
Rembert, Johnny	2	1981,82
*Reynolds, Clifford M. (Pete)	1	1926
Reynolds, Jim	4	1945,47,48,49
Rhinehart, Jim	1	1955
Rhodes, John	2	1971,72
Richard, Al	4	1989,90,91,92
Richardson, Barry	4	2004,05,06,07
Richardson, Chuckie	4	1980,82,83,84
Richardson, Cotton	2	1943,44
Richardson, David	3	1996,97,98
*Richardson, Joe	1	1940
Richardson, Lionel	3	2003,04,05
Richardson, Mark	3	1980,81,82
Riddle, Leonard	1	1943
Riddle, Nic	2	2005,06
Ridgley, Thad	2	1992,93
*Riggs, A.F.	3	1897,98,99
Riggs, Jim	4	1983,84,85,86
Riggs, Matt	3	1985,86,87
Rigsby, Geoff	3	2002,03,04
*Rion, Aubrey	2	1939,40
Rivers, Dalton	2	1955,56
Robbins, Butch	2	1963,64
Robbins, Chris	1	1996
*Robbs, C.M.	3	1907,08,09 ^c
Roberts, Travis	1	1999
Robinson, Akeem	3	2005,06,07
*Robinson, Charlie	3	1922,23,24 ^c
*Robinson, E.D.	1	1934
Robinson, Jackie	4	1999,00,01,02 ^{cc}
Robinson, James	4	1979,80,82,83 ^{cc}

Lettermen



Dennis Smith
1973, 74, 75

*Robinson, Joe	1	1927
Rodgers, George	3	1950, 51, 52 ^c
Rogers, Bill	2	1943, 46
Rogers, Billy G.	2	1944, 46
Rogers, Floyd	2	1965, 66 ^{cc}
*Rogers, Johnny	1	1929
*Rogers, Phil	3	1965, 66, 67
Rogers, Rodney	2	1961, 62
Rogers, Shot	2	1955, 56
Rollins, Bubba	1	1978
Romano, Ryan	1	1999
Rome, Stan	1	1975
*Roper, T.H. (Pug)	2	1918, 19
Rose, Anthony	3	1979, 80, 81
Rose, Chuck	3	1978, 79, 80
Ross, Don	3	1952, 53, 54
*Ross, Jack	3	1942, 46, 47
Ross, Kenzi	4	1997, 98, 99, 00
*Rothell, Claude	2	1941, 42
Roulhac, Terrance	4	1983, 84, 85, 86
Rountree, Glenn	4	1994, 95, 96, 97
Rouse, Wardell	2	1993, 94
Rowell, Spivey	1	1944
*Roy, Wallace	3	1923, 24, 25
Ruffner, Bo	3	1965, 66, 67
Ruffner, Jim	1	1964
Rushton, Gil	4	1945, 48, 49, 50
Russell, Chris	2	2006, 07
Russell, J.A.	1	1943
Russell, Jimmy	1	1976
Rutledge, Bill	1	1943
Ryans, Larry	4	1989, 90, 91, 92
Ryan, Steve	2	1977, 78

S

*Sadler, Hope	2	1902 ^c , 03 ^c
Salim, Hamid	1	1996
*Salisbury, Tom	4	1943, 44, 47, 48
Salley, Grady	3	1928, 29, 30
Samnik, Mike	2	1990, 91
Sampson, Eric	3	2001, 03, 04
*Sams, Hal	1	1916
*Sanders, Al	3	1935, 36, 37
Sanders, Smiley	3	1971, 72, 73
*Sandifer, Red	2	1940, 41
Sanford, Chuck	3	1983, 84, 85
Sapp, Patrick	4	1992, 93, 94, 95
Sapp, Ricky	2	2006, 07
Sasser, David	3	1971, 72, 73
Saunders, Bo	2	1945, 46
Sauve, Jeff	4	1991, 92, 94, 95
Scheibel, Tim	1	1994
Schell, Matt	3	1999, 00, 01
*Schilleter, W.A. (Shorty)	4	1911, 12, 13, 14 ^c
Schlink, David	1	2005
*Schneck, J.R.	2	1918, 19
Schonhar, Todd	2	1985, 86
*Schroder, F.E.	1	1912
Scott, Dorell	3	2005, 06, 07

Scott, Jeff	3	2000, 01, 02
Scott, Jim	3	1981, 82, 83
Scott, Randy	4	1975, 76 ^{cc} , 77 ^{cc} , 78 ^{cc}
Scott, Shane	3	1989, 90, 91
Scott, William	2	1974, 75
Scrudato, Ron	3	1959, 60, 61
Sealy, Sonny	1	1982
Sease, Jody	2	1984, 85
Sease, Tommy	2	1955, 56
Seay, Pitts	1	1943
Seegars, Stacy	4	1990, 91, 92, 93
Seigler, Eddie	3	1970, 71, 72
*Segars, Al	1	1937
*Segars, Kent	1	1936
Sellers, Joe	2	1963, 65
Seth, Mike	3	1997, 98, 99
Setzekorn, Ken	2	1984, 85
Seyle, Rusty	3	1986, 87, 88
Sharpe, Bill	1	1964
*Sharpe, Bob	3	1938, 39, 40 ^c
Sharpe, Bob, Jr.	2	1975, 76
*Sharpe, F.J.	1	1931
Sharpe, Tommy	3	2002, 03, 04
Shaw, Milt	1	1994
*Shealy, A.S. (Shack)	4	1896, 97, 98 ^c , 99
Shealy, Pat	2	1971, 72
Shell, Bob	3	1970, 72, 73
Sheppard, Ashley	4	1989, 90, 91, 92 ^{cc}
Shields, John	2	1968, 69
*Shingler, Lowndes	3	1958, 59, 60 ^{cc}
Shirley, Jim	3	1950, 51, 52
Shish, Paul	1	1969
*Shockley, J.A.	1	1922
Shore, Henry	3	1933, 34, 35 ^c
Shown, Jack	2	1952, 53
Shuford, Don	3	1934, 35, 36
*Siegel, Reuben	3	1929, 30, 31
Seipe, Jeff	3	1970, 71, 72
Silver, Dennis	1	1974
Simmons, Anthony	3	1995, 96, 97
*Simmons, T.D. (Shag)	1	1919
*Simmons, Ralph	1	1937
*Simmons, Wayne	4	1989, 90, 91, 92 ^{cc}
Simmons, Willie	3	2000, 01, 02
Simpson, Don	1	1943
Simpson, LaMarick	4	1992, 93, 94, 95
Simpson, Tyrone	3	1989, 90, 93
Sims, David	4	1977, 78, 79, 80
Sims, Marvin	3	1977, 78, 79
*Sitton, Vet	2	1902, 03
Sizer, Danny	3	1988, 89, 90
Skiffey, Jim	1	1962
Smalls, Andy	3	1950, 52, 53
Smart, Bill	1	1944
Smith, Akil	2	1998, 99
Smith, Bill	4	1977, 78, 79, 81
Smith, Brent	2	2003, 06
Smith, Bryant	1	1998
Smith, Dennis	3	1973, 74, 75 ^{cc}
Smith, Emory	4	1993, 94, 95, 96
Smith, Glenn	3	1949, 50, 51
Smith, Gregg	1	1976
Smith, Harold	1	1959
Smith, Jack	2	1958, 59
Smith, Joey	2	1979, 80
Smith, Joshua	1	2003
Smith, Lynn	1	1979
Smith, Matt	3	1977, 78, 79
Smith, Randy	1	1965
Smith, Richard	4	1985, 86, 87, 88
Smith, Ronnie	4	1974, 75, 76, 77
Smith, Sterling	2	1949, 50
*Smith, Terry	4	1990, 91, 92, 93
Smith, Thorny	1	1968
Smith, Willie	3	1954, 55, 57
*Snead, W.F. (Bill)	1	1901
*Snowden, Moon	1	1927
Snyder, Paul	3	1957, 58, 59 ^{cc}
Solomon, Louis	4	1992, 93 ^{cc} , 94 ^{cc} , 95 ^c
Soloman, Homer	1	1930
Somaini, Jamie	2	1999, 00

Soowal, Jeff	3	1976, 77, 78
Sorrells, Brian	1	2007
Southerland, Ivan	3	1967, 68, 69 ^c
*Sowell, Frank	1	1930
Sox, Greg	1	1986
*Spearman, Jack	2	1920, 21 ^c
Speck, Chad	4	1997, 98, 99, 00 ^{cc}
Spector, Robbie	3	1988, 89, 90
Speros, Jim	1	1980
Spiers, Bill	1	1986
Spiller, C.J.	2	2006, 07
Spooner, Bob	3	1955, 56, 57
Spry, David	4	1983, 85, 86, 87
Squires, Tappey	1	1969
Stacy, Jack	1	1942
Stanford, Calloway	1	1940
Stephens, Darnell	4	1991, 92, 93, 94
Stephens, Tony	2	1986, 87
Stevens, Alex	3	1932, 33, 34
*Stevens, R.G.	1	1909
*Stewart, J.D.	1	1924
Stewart, Watt	1	1944
Stocks, Jeff	3	1971, 72, 73
Stockstill, Jeff	3	1980, 81, 82
Stockunas, Jason	2	1997, 99
Stone, Don	1	1973
Stone, Tyler	1	2007
Stough, Tim	4	1973, 74, 75, 76
Strait, John	1	2000
Strayer, Phil	1	1969
Streeter, Brandon	3	1997, 98, 99
*Stribling, J.W.	3	1913, 14, 15
*Strother, Frank	1	1923
Stuckey, Chansi	4	2003, 04, 05, 06 ^{cc}
Stuckey, Jim	4	1976, 77, 78, 79
Stuermann, Russell	1	2001
Sublette, Dick	1	1948
*Suggs, H.L.	2	1914, 15
*Sullivan, Frank	3	1897, 98, 99
Sultis, Jim	3	1945, 46, 47
*Summers, J.C. (Chuck)	2	1905, 06
Sursavage, Butch	3	1965, 66, 67
Sursavage, Jim	3	1968, 69, 70 ^{cc}
Suttle, Jeff	4	1980, 81, 82, 83
Sutton, George	1	1962
*Sweatte, Johnny	1	1941
*Swetenburg, J.R.	2	1920, 21
Swift, Bob	1	1963
Swing, Dale	3	1982, 83, 84
Swofford, Bob	3	1927, 28, 29
*Swygert, George	2	1896, 97

T

Talley, J.H.	1	1926
Tate, Trey	4	2002, 03, 04, 05
Taylor, Bruce	1	1990
Taylor, Jeff	1	1989
*Taylor, Jerry	2	1961, 62
Taylor, J.W.	1	1943
Taylor, Rendrick	3	2005, 06, 07
Taylor, Vince	4	1986, 87, 88, 89
Temples, Jamison	1	1992
*Tennant, A.B. (Dutch)	4	1921, 22, 23, 24
Testerman, Don	2	1974, 75
*Thackston, L.P.	3	1917, 18, 19
Thomas, Bill	3	1956, 57, 58 ^c
Thomas, David	1	1972
Thomas, Doug	4	1987, 88, 89, 90
Thomas, Franklin	2	1992, 93
Thomas, Rodney	4	1999, 00, 01, 02
Thomas, Ronnie	2	2000, 02
Thomason, Johnny	1	1955
Thompson, Dave	3	1968, 69, 70
*Thompson, Doug	1	1955
*Thompson, J.W.	1	1916
Thompson, John	3	1996, 97, 98
Thompson, Marion	3	1950, 51, 52
Thompson, Oscar	3	1946, 47, 48
Thornton, Mark	2	1978, 79
*Thornton, R.E.	1	1918
Thorsland, Oscar	3	1960, 61, 62

Thurman, Cardell	1	1992
Tice, Johnny	1	1954
*Tillman, Henry	1	1902
Tillotson, Brian	1	1994
*Timmerman, W.P. (Pap)	2	1926, 27
*Timmons, Charlie	3	1939, 40, 41
Tinsley, Sid	3	1940, 41, 44 ^{cc}
*Tisdale, Charlie	3	1938, 39, 40
Todd, Moe	1	1969
Tolley, Charlie	2	1967, 69 ^c
*Tomkins, F.G.	1	1896
Tomkins, James	3	1966, 67, 68
Trapp, James	4	1989, 90, 91, 92
Trayham, Arden	1	1943
Treadwell, David	3	1985, 86, 87
*Trembley, Jimmy	1	1969
Tremel, Taylor	1	2006
Trexler, Bru	2	1937, 39
Trimble, Jamie	3	1994, 95, 96
Triplett, Danny	4	1979, 80, 81, 82
*Trobough, Allen	1	1938
*Trobough, Earl	1	1938
Troy, Mike	2	1963, 64
Trumpore, Arthur	1	1943
*Troutman, John	3	1933, 34, 35
Tucker, Kyle	1	2003
Tucker, Richard	1	1988
*Turbeville, A.C.	1	1912
Turbeville, Horace	1	1956
Turner, Bo	2	1945, 46
*Turner, H.M. (Tuck)	1	1907
*Turnipseed, Rhett	1	1922
Turpin, Bucky	2	1966, 67
Tuten, Rich	3	1976, 77, 78
Tuttle, Perry	4	1978, 79, 80, 81 ^{cc}
Tyler, O.J.	2	1974, 76
Tyner, Mitch	2	1973, 74

U


Underwood, Willie	4	1977, 78, 79, 80 ^{cc}
Usher, Lewis	4	1991, 92, 93, 94
Usry, George	3	1957, 58, 59

V

*Valentine, Jack	1	1926
Varn, Guy	1	1983
Varn, Rex	4	1976, 77, 78, 79
Vaughan, Bradley	1	2001
Vaughan, Mark	1	1985
Vaughn, Khaleed	4	2000, 01, 02, 03
Vaughn, Nigel	2	2002, 03
*Veronee, Jack	3	1959, 60, 61
Vincent, Courtney	3	2005, 06, 07
*Vogel, R.T.	2	1896, 97

W


Wade, Chris	1	2007
*Wade, Connie	2	1966, 67
*Wade, Don	3	1950, 51, 52
*Wade, Grady	1	1920



Chansi Stuckey
2003, 04, 05, 06



Lettermen



Harvey White
1957,58,59

Wade, Michael1..... 2007	
Wade, Mike.....1.....1981	
Wade, Scott.....1.....2002	
Wagner, Larry.....1.....1958	
Waldrep, Joe.....2.....1964,65	
Waldrep, Perry.....1.....1967	
Walker, Duane.....4.....1984,85,86,87	
Walker, Gregory.....4.....2000,01,02,03 ^{cc}	
Walker, Henry.....2.....1946,47	
*Walker, John E.....3.....1923,24,25	
*Walker, Norman.....4.....1897,98,99 ^{cc} ,00 ^c	
*Walker, R.H.....2.....1909,10	
Walker, Roy.....2.....2005,06	
*Wall, J.E.....1.....1926	
*Wall, Pete.....2.....1953,55	
Wallace, Nelson.....4.....1973,74,75,76	
Walls, Henry.....3.....1983,84,85	
Walters, Henry.....2.....1970,71	
Walters, Joey.....3.....1974,75,76 ^{cc}	
Ward, Billy.....3.....1962,63,64	
Ward, Damond.....3.....1995,96,97	
Ward, Jimmy.....3.....1950,51,52	
Ware, Billy.....3.....1966,67,68	
*Warr, Elza.....2.....1926,27	
*Warren, George.....2.....1906,07	
Washburn, Brady.....2.....1999,00	
Washington, Donnell.....3.....2001,02,03	
Washington, Jay.....2.....1972,73	
Waters, Anthony.....4.....2003,04,05,06 ^{cc}	
Waters, Charlie.....3.....1967,68,69	
Watkins, Nick.....4.....2004,05,06,07	
Watkins, T.J.....4.....1998,99,00,01	
Watson, Ben.....2.....1969,70	
*Watson, Charles.....2.....1933,34	
Watson, John.....1.....1985	
Watson, Matt.....1.....2002	
Watson, Ronald.....4.....1981,82,83,84	
Watson, Speedy.....2.....1994,95	
Watts, Justin.....5.....1996,97,98,99,00	
Watts, Waldo.....2.....1969,70	
Weaver, Billy.....2.....1962,63	
*Webb, Clare (Tanny).....4.....1911,12,13,14	
Webb, Gary.....3.....1976,77,78	
*Webb, H.B.....1.....1922	
*Webb, Hugh.....1.....1940	
Webb, Jack.....2.....1957,58	
*Webb, Mike.....1.....1904	
Webb, Travers.....4.....1973,75,76,77	
Weddington, Rick.....2.....1976,77	
Weeks, Jimmy.....3.....1975,76,77	
Weeks, Scott.....1.....1981	
Welchel, Ken.....2.....1976,77	
*Welch, Maxcey.....1.....1930	
Welch, Nelson.....4.....1991,92,93,94	
Wells, Jeff.....4.....1980,82,83,84	
Wells, Jim.....2.....1976,77	
Wells, Jimmy.....3.....1951,52,53	
Wells, Joel.....3.....1954,55,56 ^{cc}	
Werner, Chuck.....3.....1966,68,69	

Werntz, Eddie.....3.....1960,61,62	
*Werts, Rufus.....2.....1931,32	
Wertz, J.B.....2.....1922,23	
Wessinger, Ron.....1.....1989	
West, Calvin.....3.....1959,60,61 ^{cc}	
West, Fernandez.....2.....1988,89	
West, Ron.....1.....1978	
Whingter, Matt.....1.....2000	
Whipple, Rod.....1.....2002	
White, Clyde.....3.....1952,53,54 ^{cc}	
White, Harvey.....3.....1957,58,59 ^{cc}	
*White, J.D.....1.....1896	
White, Paul.....1.....2000	
White, Raymond.....4.....1994,95,96,97 ^{cc}	
White, Tore.....2.....2000,01	
*White, W.P.....2.....1908,09	
Whitehurst, Charlie.....4.....2002,03,04,05 ^{cc}	
*Whitley, Curtis.....3.....1988,90,91	
Whitmire, Jim.....4.....1943,46,47,48	
Whitten, Red.....3.....1952,53,54	
*Wiehl, E.M.....1.....1916	
Wiggins, Don.....2.....1969,70	
Wiggs, Milton.....1.....1945	
Wiksell, Chris.....1.....2004	
*Wild, Ormond.....1.....1953	
*Wiles, Bill.....3.....1935,36,37	
*Wilhite, F. T. (Rusty).....1.....1921	
Williams, Anthony.....2.....2001,02	
Williams, Bobby.....3.....1947,48,49	
*Williams, Bratton.....2.....1923,24	
Williams, Braxton.....2.....1982,83	
Williams, Braxton K.....4.....1998,99,00,01	
Williams, Brett.....4.....1993,94,95,96	
Williams, Eric.....1.....1996	
*Williams, Jack.....3.....1920,21,22	
Williams, Jerome.....2.....1986,89	
Williams, Keith.....3.....1983,84,85	
Williams, Kwam.....2.....2005,06	
*Williams, M.H.....2.....1917,19	
*Williams, Pat.....4.....1985,86,87,88	
Williams, Paul.....1.....1978	
Williams, Perry.....4.....1983,84,85,86	
Williams, Ray.....4.....1983,84,85,86	
Williams, Rodney.....4.....1985,86,87,88 ^{cc}	
Williams, Ronald.....3.....1990,91,92	
Williams, Scott.....4.....1981,82,83,84	
*Williams, Tommie.....1.....1904	
Williams, Tommy.....2.....1953,54	
Williams, Toney.....3.....1976,77,78	
Williams, Undre.....2.....1994,95	
Williamson, Bobby.....4.....2002,03,04,05	
Williamson, Jimmy.....3.....1972,74,75 ^{cc}	
*Willimon, Gene.....2.....1932,33	
Wills, Albert.....1.....1950	
*Willis, Don.....3.....1936,37,38	
*Wilson, C.C. (Red).....4.....1921,22,23,24	
Wilson, Jim.....1.....1959	
Wilson, Mac.....3.....1969,70,71	

Wilson, Mond.....4.....1994,95,96,97	
Wilson, Pierre.....4.....1990,91,92,93	
Wilson, Ralph.....1.....1944	
*Windham, E. E.....1.....1907	
Windham, Kermit.....1.....1936	
Wingo, Bill.....4.....1973,74,75,76	
Winslow, Charles.....4.....1992,93,94,95	
Wirth, Frank.....3.....1969,71,72 ^{cc}	
Wise, Frank.....4.....1972,73,74,75	
*Withers, George.....3.....1950,51,52	
Witherspoon, Derrick.....4.....1990,91,92,93	
Witherspoon, Terry.....4.....1997,98,99,00	
*Witsell, F.L. (Fish).....3.....1915,16,17 ^c	
Wofford, Brian.....4.....1996,97,98,99	
Wood, Benji.....1.....1994	
Woodruff, Foggy.....3.....1928,29,30	
*Woods, Charlie.....3.....1936,37,38 ^c	
*Woods, Footsie.....2.....1941,45	
Woods, Joe.....2.....1995,96	
*Woods, Smith.....1.....1903	
*Woodward, Henry.....3.....1932,33,34 ^c	
Woodward, Morgan.....3.....1999,00,01	
*Woodward, H.M. (Jake).....3.....1900,09,10	
Woolford, Donnell.....4.....1985,86,87,88 ^{cc}	
*Wray, A.F. (Bull).....2.....1921,22	
Wray, Jack.....2.....1924,25	
Wright, Charlie.....3.....1940,41,42 ^c	
Wright, Tom.....2.....1940,41	
*Wrightenberry, Earl.....3.....1950,51,52	
Wurst, Jim.....3.....1980,81,82	
Wyatt, Antwan.....3.....1993,94,95	
Wyatt, Charlie.....2.....1952,53	
Wyatt, Rick.....4.....1976,77,78,79	
*Wyndham, Wyndie.....3.....1948,49,50	
Wynn, Stephon.....3.....1991,93,94	
Wyse, Fred.....3.....1935,36,37	

Y

*Yarborough, Mule.....2.....1929,30	
Yarbrough, Al.....3.....1933,34,35	
Yauger, Ray.....3.....1968,69,70 ^{cc}	
Yeomans, Ken.....1.....1980	
Young, Eric.....3.....1977,78,79	
Young, Kyle.....4.....1998,99,00,01	
Young, Will.....3.....1993,94,95	
Youngblood, Kevin.....3.....2000,02,03	
Yow, Ken.....1.....1983	

Z

Zachery, Travis.....3.....1998,99,00	
Zager, Emil.....1.....1958	
Zanders, Sam.....2.....1996,97	
*Zeigler, F.M.....3.....1920,21,22	
Zeiler, David.....1.....1994	

* - deceased; ^c - captain; ^{ac} - alternate captain; ^{cc} - co-captain; Note: **Bold** denotes returning letterman.

Freshman Participation


Opening-Game Freshman Starters

1973	Ken Callicutt (TB), Nelson Wallace (DT)
1974	Jeff Mills (DT)
1979	*Gary Brown (OT), *Terry Kinard (FS)
1980	James Farr (C), Jeff Wells (TE)
1981	*Donald Igwebuike (PK)
1983	*Terence Mack (DE), *Henry Walls (LB), *Keith Williams (LB)
1984	*Michael Dean Perry (DT)
1985	*Frank Deluliis (OT)
1986	*James Lott (FS)
1987	*Terry Allen (TB), *Eric Harmon (OT), John Johnson (OLB)
1988	Chris Gardocki (PK)
1991	*Nelson Welch (PK)
1992	*Marrio Grier (FB)
1993	*Emory Smith (FB), *Brett Williams (DE)
1994	*Jim Bundren (OT), Anthony Downs (TB), *Glenn Rountree (OG)
1995	Anthony Simmons (LB)
1996	*Rahim Abdullah (OLB)
1998	*Alex Ardley (CB), *Travis Zachery (TB)
2000	*Jermyn Chester (OG), *Aaron Hunt (PK)
2001	Roscoe Crosby (WR), *Derrick Hamilton (WR)
2003	*Nathan Bennett (OG), *Cole Chason (P)
2005	James Davis (RB)
2006	C.J. Spiller (RB)

* - red-shirt freshman; Note: 1972-07.

First-Year Freshman Participants Under Bowden

1999	(5) David Ellis (LB), Rodney Feaster (LB), Brian Mance (CB), Bernard Rambert (TB), Rodney Thomas (LB)
2000	(4) Aaron Hunt (PK), Yusef Kelly (RB), John Leake (LB), Ronnie Thomas (WR)
2001	(9) Eric Coleman (DT), Roscoe Crosby (WR), Airese Currie (WR), Maurice Fountain (DE), Ben Hall (TE), Leroy Hill (LB), Tavaghn Monts (DB), Travis Pugh (FS), Eric Sampson (LB)
2002	(1) Justin Miller (CB)
2003	(5) Tramaine Billie (LB), Jad Dean (PK), Marion Dukes (OT), Sergio Gilliam (CB), Brandon Pilgrim (OG)
2004	(2) La'Donte Harris (WR), Barry Richardson (OT)
2005	(8) Antonio Clay (LB), James Davis (RB), Tyler Grisham (WR), Haydrian Lewis (CB), Jock McK-issic (DT), Phillip Merling (DE), Josh Miller (LB), Rendrick Taylor (WR)
2006	(8) Kevin Alexander (LB), Crezdon Butler (CB), Jeremy Campbell (LB), Jamie Cumbie (DE), Jacoby Ford (WR), Michael Palmer (TE), Ricky Sapp (DE), C.J. Spiller (RB)
2007	(11) Kourtnei Brown (DE), Miguel Chavis (DT), Scotty Cooper (LB), Chad Diehl (FB), Xavier Dye (WR), Marcus Gilchrist (CB), Jarvis Jenkins (DT), Willy Korn (QB), Brian Linthicum (TE), DeAndre McDaniel (S), Rennie Moore (DE)



Kourtnei Brown (left) and Scotty Cooper (right) were two of a Tiger-record 11 first-year freshmen to play during the 2007 season.

Award Winners

National Football Foundation Hall of Fame

These men have received the highest honor the game of football accords in their selection to the Hall of Fame, which is located in South Bend, IN.

Coaches

Jess Neely, 1931-39 (Inducted 1971)
John Heisman, 1900-03 (Inducted 1954)
Frank Howard, 1940-69 (Inducted 1989)

Players

Banks McFadden, B 1937-39 (Inducted 1959)
Terry Kinard, S 1978-82 (Inducted 2001)
Jeff Davis, LB 1978-81 (Inducted 2007)

Citizens Savings Athletic Foundation Hall of Fame

Clemson representatives have received recognition from the Citizen Savings Foundation (formerly the Helms Athletic Foundation) which is located in Los Angeles, CA.

Athletic Director - Frank Howard, 1941-71 (Elected 1979)

Coach - Frank Howard, 1940-69 (Elected 1973)

Player - Banks McFadden, Back 1937-38-39 (Elected 1969)

SID - Bob Bradley, 1954-89 (Elected 1972);
Joe Sherman, 1934-47 (Elected 1980)

Athletic Trainer - Fred Hoover, 1958-98 (Elected 1982)

South Carolina Athletic Hall of Fame

1972 - Frank Howard, Banks McFadden
1973 - Fred Cone

1974 - Joel Wells

1976 - Bob Jones

1977 - Bill Mathis

1978 - Bobby Gage

1979 - Bill A. Hudson, Bob Hudson, Bob Sharpe

1980 - Charlie Waters

1982 - Danny Ford

1986 - Dwight Clark

1987 - Tom Barton

1990 - Harry Olszewski

1991 - Steve Fuller

1993 - Mac Folger, Bennie Cunningham, Bob Jones

1995 - Jim Stuckey

1997 - Jerry Butler

1999 - Jeff Bostic

2000 - Buddy Gore

2001 - Bob Bradley, Jeff Davis

2002 - Terry Kinard

2003 - Perry Tuttle

2004 - Jeff Bryant, Dreher Gaskin

2005 - Gary Barnes, Michael Dean Perry, William Perry

2007 - Bill Spiers

2008 - Levon Kirkland

Deceased Members: Joe Blalock, B.C. Inabinet, Jess Neely, Rock Norman, John Heisman

Retired Numbers

#4 Steve Fuller
#66 Banks McFadden

Clemson Ring of Honor (Retired Jerseys)

Player	At Clemson	Inducted
Banks McFadden (#66)	1937-69	1994
Frank Howard	1931-69	1994
Steve Fuller (#4)	1975-78	1994
Jeff Davis (#45)	1978-81	1995
Fred Cone (#31)	1948-50	1997
Jerry Butler (#15)	1975-78	1999
Terry Kinard (#43)	1978-82	2001
Bob Bradley (SID)	1955-89	2005
1981 Team	1981	2006

Nation's Most Versatile Athlete

Banks McFadden, Football, Basketball, Track, 1939-40

Silver Anniversary All-American

Selected by **Sports Illustrated** honoring successful men who played college football in 1932.

Buck Priestler, Halfback, Class of 1932 (selected in 1957)

Swede Nelson Sportsmanship Award

Selected by the Boston Touchdown Club and awarded to the player who most exemplifies sportsmanship in college athletics for the United States.

1953 - Don King, B

McFadden Award

Presented to top college football player in South Carolina by the Greenville Touchdown Club.

1993 - Terry Smith, WR

1996 - Anthony Simmons, LB

1997 - Anthony Simmons, LB

1999 - Keith Adams, LB

2001 - Woodrow Dantzler, QB

2003 - Charlie Whitehurst, QB

2006 - Gaines Adams, DE

2007 - Cullen Harper, QB

Shingler/Dr. R.C. Edwards Sportsmanship Award (Athletic Department-Wide Award)

1979 - Charlie Bauman, MG

1981 - Jack Cain, DB

1982 - Jerry Gaillard, WR

1983 - Mike Eppley, QB

1985 - Mike Eppley, QB

1986 - Andy Newell, P

1987 - Bill Spiers, P

1988 - David Treadwell, PK

1989 - Rodney Williams, QB

1990 - Wesley McFadden, RB

1991 - Chris Gardocki, PK

1995 - Warren Forney, DT

2000 - Brandon Streeter, QB

2002 - Chad Carson, LB

2006 - Charlie Whitehurst, QB

Weaver-James Corrigan Postgraduate Scholarship

Given by the ACC to a deserving scholar-athlete in memory of ACC Commissioners.

1972 - Ben Anderson

1978 - Steve Fuller

1995 - Ed Glenn

1996 - Andye McCrorey

2002 - Chad Carson, Kyle Young

2003 - Jackie Robinson

2004 - Tony Elliott

2007 - Thomas Hunter

Bob James Scholarship

Presented by the ACC to Clemson male athlete in any sport who has been an outstanding student-athlete.

1984 - Mike Eppley, QB

1985 - John Watson, OT

1987 - David Treadwell, PK

1992 - Bruce Bratton, OT

Jim Tatum Award

Presented to the top scholar among ACC football players.

1994 - Ed Glenn, TE

2001 - Kyle Young, C

Brian Piccolo Award

Presented by the Atlantic Coast Conference to the year's most courageous football player in memory of the late Wake Forest and Chicago Bear halfback.

1978 - Rex Varn, DB

1980 - Jack Cain, DB

1986 - Ray Williams, WR

1995 - Warren Forney, DT

ACC Player-of-the-Year

Presented annually by the Atlantic Coast Sports Writers Association to the outstanding player in the conference for that season.

1967 - Buddy Gore, TB

1977 - Steve Fuller, QB

1978 - Steve Fuller, QB

1981 - Jeff Davis, LB

1984 - William Perry, MG

1987 - Michael Dean Perry, DT

ACC Defensive Player-of-the-Year

1999 - Keith Adams, LB

2004 - Leroy Hill, LB

2006 - Gaines Adams, DE

ACC Rookie-of-the-Year

Presented by the Atlantic Coast Sportwriters Association to the outstanding first-year player in the conference that season.

1979 - Chuck McSwain, TB

1987 - Terry Allen, TB

1990 - Ronald Williams, TB

1995 - Anthony Simmons, LB

2005 - James Davis, RB

ACC Coach-of-the-Year

Presented annually by the Atlantic Coast Sports Writers Association to the outstanding coach in the conference for that season.

1958 - Frank Howard

1966 - Frank Howard

1974 - Red Parker

1977 - Charley Pell

1978 - Charley Pell

1981 - Danny Ford

1983 - Danny Ford (UPI)

1999 - Tommy Bowden

2003 - Tommy Bowden

USA Today All-Decade Team

Presented by **USA Today** to the top-22 college players of the decade.

1980s - Terry Kinard, FS

Sports Illustrated's All-Century Team

Terry Kinard, S

Atlanta Touchdown Club Award

Given annually to the top back and lineman in the South by the members of the Atlanta Touchdown Club.

1977 - Steve Fuller, Back

1979 - Jim Stuckey, Tackle

1981 - Jeff Davis, Linebacker

1990 - Stacy Long, Offensive Tackle

1991 - Jeb Flesch, Offensive Guard

CBS Defensive Player-of-the-Year

National Award given by CBS Sports and Chevrolet to the nation's outstanding defensive player.

1982 - Terry Kinard, DB

Jacobs Blocking Trophy (State)

Presented annually by Hugh and William Jacobs of Clinton, SC, in memory of their late father, Dr. William P. Jacobs, to the outstanding blocker in the state of South Carolina, based on a vote of assistant coaches.

1928 - O.D. Padgett, BB

1930 - Grady Salley, WB

1937 - Don Willis, FB

1938 - Don Willis, FB

1942 - Marion Craig, BB

1944 - Alton Cumbie, BB

1945 - Alton Cumbie, BB

1948 - Robert Martin, BB

1950 - Dick Hendley, BB

1955 - Dick Marazza, T
1957 - Bill Thomas, C
1959 - Doug Cline, FB
1966 - Wayne Mass, T
1967 - Harry Olszewski, G
1968 - Joe Lhotsky, T
1970 - Dave Thompson, G
1973 - Ken Peeples, T
1974 - Ken Peeples, G
1977 - Joe Bostic, G
1978 - Joe Bostic, G
1982 - Bob Mayberry, T
1983 - James Farr, OG
1986 - John Phillips, OG
1987 - John Phillips, OG
1990 - Stacy Long, OT
1991 - Jeb Flesch, OG
1992 - Stacy Seegars, OG

Jacobs Blocking Trophy (ACC)

Presented annually by Hugh & William Jacobs of Clinton, SC in memory of their late father, Dr. William P. Jacobs, to the outstanding blocker in the ACC, based on a vote by ACC assistant coaches.

1959 - Doug Cline, FB

1966 - Wayne Mass, T

1967 - Harry Olszewski, G

1977 - Joe Bostic, G

1983 - James Farr, G

1987 - John Phillips, OG

IPTAY Athlete-of-the-Year

Presented by Mr. & Mrs. Eugene P. Willimon to Clemson's most outstanding athlete each year based on athletic accomplishments with consideration given to character, leadership, and academics.

1978-79 Steve Fuller, Football

1979-80 Noel Loban, Wrestling

1980-81 Hans Koeleman, Men's Track

1981-82 Barbara Kennedy, Women's Basketball

1982-83 Terry Kinard, Football

1983-84 Mike Eppley, Football & Men's Basketball

1984-85 Vincent Hamilton, Men's Basketball

1985-86 Chuck Baldwin, Baseball

1986-87 Horace Grant, Men's Basketball

1987-88 Mitzi Kremer, Women's Swimming

1988-89 Brian Barnes, Baseball

1989-90 Lisa Dillard, Women's Track

1990-91 Dale Davis, Men's Basketball

1991-92 James Trapp, Men's Track

1992-93 Michael Green, Men's Track

1993-94 Sam Henson, Wrestling

1994-95 Duane Ross, Men's Track

1995-96 Kris Benson, Baseball

1996-97 Charles Warren, Golf

1997-98 Anthony Simmons, Football

1998-99 Jonathan Byrd, Golf

1999-00 Jonathan Byrd, Golf

2000-01 Rod Gardner, Football

2001-02 Khalil Greene, Baseball

D.J. Trahan, Golf

2002-03 D.J. Trahan, Golf

2003-04 Gisele Oliveira, Women's Track

2004-05 Julie Coin, Women's Tennis

2005-06 Tyler Colvin, Baseball

Tye Hill, Football

2006-07 Gaines Adams, Football

Frank Howard Award

For achievement bringing honor to Clemson.

1970 - Charlie Waters, Football

1971 - Jim Sursavage, Football

1972 - John McMakin, Football

1973 - Ben Anderson, Football

1974 - Henry Abadi, Men's Soccer

1975 - Bennie Cunningham, Football

1976 - Denny Walling, Baseball

1977 - Tree Rollins, Men's Basketball

1978 - Steve Fuller, Football

Award Winners

1979 - Steve Fuller, Football
Jerry Butler, Football
1980 - Noel Loban, Wrestling
1981 - Obed Ariri, Football
1982 - National Championship Football Team
1983 - Terry Kinard, Football
1984 - Mike Eppley, Football & Men's Basketball
1985 - Vincent Hamilton, Men's Basketball
1986 - Tina Krebs, Women's Track & Cross Country
1987 - Horace Grant, Men's Basketball
1988 - Pam Hayden, Women's Swimming
1989 - Mitzi Kremer, Women's Swimming
Kevin Johnson, Golf
1990 - Chris Patton, Golf
1991 - Lisa Dillard, Women's Track
1992 - Michael Green, Men's Track
1993 - Kim Graham, Women's Track
1994 - Sam Henson, Wrestling
1995 - Shane Monahan, Baseball
1996 - Kris Benson, Baseball
1997 - Mitch Sprengelmeyer, Men's Tennis
1998 - Shawn Crawford, Men's Track
1999 - Wojtek Krakowiak, Men's Soccer
2000 - Shawn Crawford, Men's Track
2001 - Cydonie Mothersill, Women's Track
2002 - Jamine Moton, Women's Track
2003 - National Championship Golf Team
2004 - Julie Coin, Women's Tennis
2005 - Gisele Oliveira, Women's Track
2006 - Kim Routh, Women's Swimming
2007 - Travis Padgett, Men's Track
Kyle Stanley, Golf

Silver Anniversary ACC Team

Selected by the ACC Sports Writers Association honoring the players who participated in the conference during the first 25 years.
Harry Olszewski, OG, 1965-67 (selected in 1977)

ACC 50-Year Anniversary Team

Joe Bostic, OT; Jerry Butler, WR; Bennie Cunningham, TE; Jeff Davis, LB; Steve Fuller, QB; Terry Kinard, FS; Michael Dean Perry, DT; William Perry, MG; Anthony Simmons, LB

Teague Award

Given annually, and selected by the sports-writers in North Carolina and South Carolina to the Amateur Athlete-of-the-Year in the two states.

1940 - Banks McFadden
1950 - Fred Cone

The McKelvin Award

Given annually to the Athlete-of-the-Year in the Southern Conference and/or ACC.

1947-48 Frank Gillespie (Football, Basketball, Baseball)
1995-96 Kris Benson (Baseball)

Earl H. Blaik Fellowship

A scholarship given annually, sponsored by the NCAA, to a deserving scholar-athlete in the memory of the legendary Army coach, Earl Blaik

1964 - Jimmy Bell, QB

Keith Jackson Award of Excellence

Presented by ESPN and Cingular Wireless

2006 - Ray Ray McElrathbey, CB
FedEx Orange Bowl/Football Writers Association Courage Award
2006 - Ray Ray McElrathbey, CB

ABC News Person-of-the-Week

2006 - Ray Ray McElrathbey, CB

Algernon Sydney Sullivan

Presented to the Clemson student, chosen in recognition of excellence in maintain-

ing high ideals of living, spiritual qualities, and generous and disinterested service to others.

1956 - Joe Bowen, E
1970 - Jim Sursavage, LB
1994 - Warren Forney, DT
2002 - Chad Carson, LB

NCAA Top-Five Award

Given by the NCAA to the nation's top five outstanding senior student-athletes of the preceding calendar year.

1979 - Steve Fuller, Football

AFCA Goodworks Team

Presented to 22 college players from across the country who are standouts on the field and community service.

1999 - Robert Carswell, FS
2000 - Nick Eason, DT

NCAA Postgraduate Scholarship

Given to a deserving scholar-athlete who is entering postgraduate work in conjunction with NCAA scholarship fund.

1964 - Jimmy Bell, Football
1968 - Jimmy Addison, Football
1972 - Ben Anderson, Football
1979 - Steve Fuller, Football
1985 - John Watson, Football
1987 - Matt Frooman, Men's Tennis
1999 - Tom Wideman, Men's Basketball
2001 - Kyle Young, Football
2008 - Matt Balderston, Men's Swimming

National Football Foundation & HOF Scholar-Athlete Award

Given in recognition of excellence in football and academics, this award carries a stipend for postgraduate work.

1964 - Jimmy Bell, QB
1968 - Jimmy Addison, QB
1972 - Ben Anderson, DB
1978 - Steve Fuller, QB
2001 - Kyle Young, C

Bowl Game MVPs

1939 Cotton	Banks McFadden, B
1948 Gator	Bobby Gage, QB
1950 Orange	none chosen
1951 Gator	none chosen
1956 Orange	none chosen
1958 Sugar	none chosen
1959 Bluebonnet	Lowndes Shingler, QB
1977 Gator	Jerry Butler, WR
1978 Gator	Steve Fuller, QB
1979 Peach	none chosen
1981 Orange	Homer Jordan, QB Jeff Davis, LB
1985 Independence	Kenny Flowers, FB
1986 Gator	Rodney Williams, QB
1987 Citrus	Rodney Williams, QB Dorian Mariable, LB
1988 Citrus	Terry Allen, TB Jesse Hatcher, OLB
1989 Gator	Levon Kirkland, OLB
1990 Hall of Fame	DeChane Cameron, QB
1991 Citrus	DeChane Cameron, QB Chester McGlockton, DT
1993 Peach	Brentson Buckner, DT Emory Smith, FB
1995 Gator	Peter Ford, CB
1996 Peach	Raymond Priester, TB Trevor Pryce, DT
1997 Peach	Rahim Abdullah, OLB
1999 Peach	Keith Adams, LB
2000 Gator	Rod Gardner, WR
2001 Humanitarian	Woodrow Dantzler, QB
2002 Tangerine	John Leake, LB Kevin Youngblood, WR
2003 Peach	Leroy Hill, LB Chad Jasmin, RB

2005 Champs Sports James Davis, RB
2007 Chick-fil-A C.J. Spiller, RB
Note: Year is season, not necessarily date.

All-Bowl Team

1940 Cotton	Banks McFadden, QB Bob Sharpe, C
1978 Gator	Joe Bostic, OG
1979 Peach	Jim Stuckey, DT
1981 Orange	Jeff Davis, LB
1987 Citrus	John Phillips, OG
1988 Citrus	Jesse Hatcher, OLB
1989 Gator	Levon Kirkland, OLB
1990 Hall of Fame	Eric Harmon, OG Chris Gardocki, PK
1993 Peach	Brentson Buckner, DT
1999 Peach	Keith Adams, LB
2001 Humanitarian	Kyle Young, C
2003 Peach	Chad Jasmin, RB Justin Miller, CB

National Award Finalists

Year	Player	Award	Final
1982	Terry Kinard	CBS Defensive	1
1983	William Perry	Outland	10
1984	William Perry	Lombardi	4
1987	Michael Dean Perry	Outland	3
1990	Stacy Long	Outland	3
	Levon Kirkland	Butkus	5
1991	Ed McDaniel	Butkus	4
1997	Tony Horne	Biletnikoff	10
	Anthony Simmons	Butkus	10
1998	Antwan Edwards	Thorpe	10
1999	Keith Adams	Football News Defensive	15
2000	Keith Adams	Bednarik	3
		Butkus	3
		Football News Defensive	5
	Kyle Young	Rimington	3
	Chad Speck	Tatupu	5
	Woodrow Dantzler	O'Brien	8
	Rod Gardner	Biletnikoff	10
	Robert Carswell	Thorpe	12
2001	Kyle Young	Rimington	5
	Woodrow Dantzler	O'Brien	12
2002	Aaron Hunt	Groza	20
2004	Justin Miller	Thorpe	12
2005	Jad Dean	Groza	3
	Tye Hill	Thorpe	3
2006	Gaines Adams	Nagurski	5
		Hendricks	6
		Lombardi	12
		Bednarik	16
	James Davis	Walker	10

Parade High School All-Americans

Year	Player, Pos.	Hometown
1979	Damon McCurdy, LB	Atlanta, GA
1980	Ricky Gray, TE	Mount Rainer, MD
1981	William Perry, MG	Aiken, SC
1983	Bo Holloman, DB	Myrtle Beach, SC
1984	Raymond Chavous, DL	Aiken, SC
	Richard McCullough, DL	Loris, SC
	Rodney Williams, QB	Columbia, SC
1986	Vince Robinson, QB	Jacksonville, FL
1987	Kelvin Hankins, OT	Camden, NJ
	John Johnson, LB	LaGrange, GA
1988	Michael Carr, QB	Amite, LA
	Chris Gardocki, PK/P	Stone Mountain, GA
	Howard Hall, FB	Gastonia, NC
	Chester McGlockton, DL	Whiteville, NC
	Tyron Mouzon, DB	Clearwater, FL
1989	Rudy Harris, RB	Brockton, MA
	Pierre Wilson, DL	Jackson, MS
1997	Robert Carswell, DB	Stone Mountain, GA
2001	Roscoe Crosby, WR	Union, SC
2006	Jamie Cumbie, DL	Morris, IL
	Richard Jackson, PK	Greer, SC
	C.J. Spiller, RB	Lake Butler, FL
2007	Willy Korn, QB	Lyman, SC
2008	Da'Quan Bowers, DE	Bamberg, SC

Note: Since 1979.

USA Today High School All-Americans

Year	Player, Pos.	Hometown
1987	Kelvin Hankins, OT	Camden, NJ
	John Johnson, LB	LaGrange, GA
	Andrew Walker, LB*	Norwalk, CT
1988	Chris Gardocki, PK	Stone Mountain, GA
	Chester McGlockton, DL*	Whiteville, NC
	Tyron Mouzon, DB*	Clearwater, FL
1989	Rudy Harris, RB	Brockton, MA
	Eric Geter, DB*	Newnan, GA
	Robert O'Neal, DB*	Clarkston, GA
2001	Roscoe Crosby, WR	Union, SC
2002	Jeff Francouer, DB*	Lilburn, GA
2006	Ricky Sapp, DL	Bamberg, SC
	C.J. Spiller, RB	Lake Butler, FL
	Jamie Cumbie, DL*	Morris, IL
2007	Marcus Gilchrist, CB*	High Point, NC
2008	Da'Quan Bowers, DE*	Bamberg, SC

* - second-team pick; Note: Since 1982.

National Player-of-the-Week

Year	Player	Opponent	Outlet
1951	Glenn Smith	Auburn	AP
1958	Harvey White	Vanderbilt	AP
1974	Ken Callicutt	North Carolina	UPI
	Willie Anderson	South Carolina	SI
1978	Bubba Brown	N.C. State	SI
1980	Willie Underwood	South Carolina	SI
1995	Brian Dawkins	Duke	SI
1999	Brandon Streeter	Virginia	USA
	Keith Adams	Duke	Nagurski
2000	Woodrow Dantzler	Virginia	CNN.com
2001	Woodrow Dantzler	Georgia Tech	USA
		N.C. State	SN,
		CollegeFootballNews.com,	SI.com
2005	Jad Dean	Texas A&M	USA
2006	James Davis	Georgia Tech	WC,
		USA, Rivals.com	

UPI National Freshman-of-the-Year

1995 - Anthony Simmons, LB

R.F. Poole Award

Recognition of best Tiger offensive and defensive players in the Clemson-South Carolina game.

Year	Offense	Defense
1971 -	Tommy Kendrick	Larry Hefner
1972 -	Heidi Davis	Jim Williamson
1973 -	Smiley Sanders	Mike Buckner
1974 -	Ken Callicutt	Willie Anderson
1975 -	Harold Goggins	G.G. Galloway
1976 -	Tracy Perry	Rex Varn
1977 -	Steve Fuller	Roy Epps
1978 -	Lester Brown	Bubba Brown
1979 -	Obed Ariri	Jim Stuckey
1980 -	Homer Jordan	Willie Underwood
1981 -	Chuck McSwain	Bill Smith
1982 -	Homer Jordan	Terry Kinard
1983 -	Stacy Driver	James Robinson
1984 -	Steve Reese	Terence Mack
1985 -	Kenny Flowers	Raymond Chavous
1986 -	Ricardo Hooper	Donnell Woolford
1987 -	Danny Pearman	Donnell Woolford
1988 -	Rodney Williams	Jesse Hatcher
1989 -	Rodney Fletcher	Levon Kirkland
1990 -	Ronald Williams	Chester McGlockton
1991 -	DeChane Cameron	Levon Kirkland
1992 -	Les Hall	Tim Jones
1993 -	Emory Smith	Andre Humphrey
1994 -	Lamont Pegues	Mike Barber
1995 -	Antwan Wyatt	Leomont Evans
1996 -	Raymond Priester	Dexter McCleon
1997 -	Nealon Greene	Antwan Edwards
1998 -	Javis Austin	Howard Bartley
1999 -	Woodrow Dantzler	Keith Adams
2000 -	Rod Gardner	Chad Carson
2001 -	Kyle Young	Khaleed Vaughn
2002 -	Charlie Whitehurst	Bryant McNeal
2003 -	Chad Jasmin	Maurice Fountain
2004 -	Reggie Merriweather	Leroy Hill
2005 -	James Davis	Jamaal Fudge

Award Winners



2006 - C.J. Spiller Jock McKissic
2007 - Aaron Kelly Chris Chancellor

Brandon Streeter Award

Given to a Clemson student-athlete who overcomes injury to exceed on the field.

1999-00 - Brandon Streeter, Football
2000-01 - Erin Batth, Women's Basketball
2001-02 - Ross Goodacre, Men's Soccer
2002-03 - Kevin Youngblood, Football
2003-04 - Alix Lacelarie, Women's Tennis
2004-05 - Nathan Thompson, Men's Tennis
2005-06 - Charlie Roberts, Men's Soccer
2006-07 - Ben Martin, Golf

Francis Award

Presented for Leadership

1988 - Jeff Bak, C
1989 - Wesley McFadden, FB
1990 - Stacy Fields, TE
1991 - Rob Bodine, MG
1992 - Ashley Sheppard, OLB
1993 - Richard Moncrief, QB
1994 - Tim Jones, LB
1995 - Warren Forney, DT
1996 - Raymond White, DT
1997 - Lamont Hall, TE
1998 - Donald Broomfield, DT
1999 - Brandon Streeter, QB
2000 - Chad Carson, LB; Kyle Young, C
2001 - Chad Carson, LB
2002 - Jackie Robinson, WR
2003 - Tony Elliott, WR
2004 - Tommy Sharpe, C
2005 - Tye Hill, CB
2006 - Anthony Waters, LB
2007 - Cullen Harper, QB; Michael Hamlin, S

Hamilton Bank of America Awards

Most Valuable Player

1936 - Mac Folger, TB
1937 - Red Pearson, BB
1938 - Charlie Woods, C
1939 - Banks McFadden, B
1948 - Jack Miller, PK
1950 - Fred Cone, FB
1958 - Bill Thomas, C
1959 - Bill Mathis, HB
1961 - Ron Scrudato, FB
1962 - Don Chuy, T
1963 - Pat Crain, FB
1964 - Hal Davis, HB
1965 - Thomas Ray, QB
1966 - Jimmy Addison, QB
1967 - Harry Olszewski, OG
1968 - Ray Auger, TB
1969 - Ray Auger, TB
1970 - Ray Auger, TB
1971 - Larry Hefner, LB
1972 - Wade Hughes, TB
1973 - Ken Pengitore, QB
1974 - Mark Fellers, QB
1975 - Craig Brantley, FLK
1976 - Mike O'Cain, QB
1977 - Steve Fuller, QB
1978 - Steve Fuller, QB
1979 - Bubba Brown, LB; Billy Lott, QB
1980 - Obed Ariri, PK
1981 - Homer Jordan, QB
1982 - Terry Kinard, FS; Cliff Austin, TB
1983 - Kevin Mack, FB
1984 - William Perry, MG
1985 - Kenny Flowers, TB
1986 - Terrence Flagler, TB
1987 - Michael Dean Perry, DT; John Phillips, OG
1988 - Rodney Williams, QB; Donnell Woolford, CB
1989 - Chris Morocco, QB; Levon Kirkland, OLB
1990 - Chris Gardocki, PK; John Johnson, OLB
1991 - DeChane Cameron, QB; Rob Bodine, MG
1992 - Rodney Blunt, TB; Robert O'Neal, FS
1993 - Terry Smith, WR; Brentson Buckner, DT

1994 - Louis Solomon, QB; Tim Jones, LB
1995 - Raymond Priester, TB; Brian Dawkins, SS
1996 - Anthony Simmons, LB; Raymond Priester, TB
1997 - Anthony Simmons, LB; Tony Horne, WR
1998 - Chris Jones, LB; Mal Lawyer, WR
1999 - Keith Adams, LB; Rod Gardner, WR
2000 - Nick Eason, DL; Woodrow Dantzler, QB; Rod Gardner, WR
2001 - Chad Carson, LB; Woodrow Dantzler, QB
2002 - Nick Eason, DT; J.J. McKelvey, WR; Bryant McNeal, DE
2003 - Leroy Hill, LB; Charlie Whitehurst, QB
2004 - Airese Currie, WR; Leroy Hill, LB
2005 - Tye Hill, CB; Charlie Whitehurst, QB
2006 - Gaines Adams, DE; Chansi Stuckey, WR
2007 - Cullen Harper, QB; Michael Hamlin, S

Renwick-Flanders Award

Most Improved Player

1973 - Curt Buttermore, OG
1974 - Mark Fellers, QB
1975 - Jimmy Weeks, OT
1976 - Bubba Brown, LB
1977 - Steve Ryan, FS
1978 - Lester Brown, TB
1979 - Jeff Davis, LB
1980 - Lee Nanne, OT
1981 - Brad Fisher, OT
1982 - Brian Butcher, OT
1983 - Bob Paulling, PK
1984 - Reid Ingle, OT
1985 - John Watson, OT
1986 - Tony Stephens, MG
1987 - Tony Stephens, MG
1988 - Mark Drag, MG
1989 - Hank Phillips, C
1990 - Arlington Nunn, SS
1991 - Rodney Blunt, TB
1992 - Warren Forney, DT
1993 - Tim Jones, LB
1994 - Andre Carter, FS
1995 - Patrick Sapp, OLB
1996 - Jamie Trimble, C
1997 - Lorenzo Bromell, DE
1998 - Kyle Young, OG
1999 - Dextra Polite, CB
2000 - Nick Eason, DE
2001 - Derrick Hamilton, WR
2002 - Justin Miller, CB
2003 - Tye Hill, CB
2004 - Tye Hill, CB
2005 - Chansi Stuckey, WR
2006 - Cole Chason, P
2007 - Cullen Harper, QB

All-Southern Conference

1902 - Hope Sadler, E
John Maxwell, QB
1903 - Vet Sitton, E
O.L. Derrick, G
John Maxwell, QB
Jock Hanvey, FB
1904 - O.L. Derrick, T
1905 - O.L. Derrick, T
Fritz Furtick, HB
1913 - W. A. Schilleter, T
1917 - Mutt Gee, C
1919 - L.M. Lightsey, G
R.C. Potts, G
Stumpy Banks, B
1920 - L.M. Lightsey, G
1922 - L.M. Lightsey, T
1928 - O.K. Pressley, C
1929 - Goat McMillan, TB
1935 - Tom Brown, T
Clarence Inabinet, G
1937 - Charlie Woods, C
Bob Bailey, B
1938 - Gus Goins, E
Don Willis, B
1939 - Joe Blalock, E

George Fritts, T
Banks McFadden, B
Shad Bryant, B
1940 - Joe Blalock, E
George Fritts, T
Charlie Timmons, B
1941 - Joe Blalock, E
George Fritts, T
Charlie Timmons, B
1942 - Chip Clark, E
1944 - Ralph Jenkins, C
1945 - Ralph Jenkins, C
Bob Turner, T
1948 - Frank Gillespie, G
Bobby Gage, B
1949 - Ray Mathews, B
1950 - Glenn Smith
Fred Cone, B
1951 - Glenn Smith, E
Billy Hair, B
1952 - Billy Hair, B

All-South

1937 - Charlie Woods, C; Don Willis, B
1938 - Gus Goins, E; Don Willis, B
1939 - George Fritts, T; Bob Sharpe, C
1939 - Banks McFadden, B
1948 - Bobby Gage, B
1950 - Wyndie Wyndham, LB; Bob Patton, T
1952 - Tom Barton, G

All-South Atlantic

1930 - Red Fordham, C
1934 - Randy Hinson, B
1935 - Clarence Inabinet, G
1935 - Bob Jones, E
1936 - Mac Folger, B

Academic All-American

1956 - Charlie Bussey, QB
1957 - Harvey White, QB
1959 - Lou Cordileone, OT
1971 - Don Kelley, DB
1971 - Ben Anderson, DB
1977 - Steve Fuller, QB
1978 - Steve Fuller, QB
1984 - Mike Eppley, QB
1991 - Bruce Bratton, OT
1994 - Ed Glenn, TE
1995 - Andye McCrorey, LB
1999 - Kyle Young, C; Chad Carson, LB
2000 - Kyle Young, C; Chad Carson, LB
2001 - Kyle Young, C; Chad Carson, LB

Academic All-ACC

1954 - Billy O'Dell, B
1955 - Charlie Bussey, B
1956 - Charlie Bussey, B
1957 - Charlie Horne, B
Harvey White, B
1958 - Doug Cline, B
Jim Padgett, T
Harvey White, B
1959 - Lou Cordileone, T
1960 - Lowndes Shingler, B
1961 - Tommy King, E
1962 - Oscar Thorsland, E
1963 - Jim Parker, QB
Tracy Childers, G
1964 - Jimmy Bell, QB
Richard Cooper, G
1965 - Frank Pearce, K
Edgar McGee, OE
Wayne Mass, OT
Jimmy Addison, QB
Floyd Rogers, DT
1967 - Jimmy Addison, QB
1969 - Don Kelley, DB
Rick Medlin, FB
Jim Sursavage, OE
1970 - Ben Anderson, DB

Don Kelley, DB
Jim Sursavage, LB
1971 - Ben Anderson, DB
Bobby Johnson, DB
Don Kelley, OE
1972 - Ben Anderson, DB
Karl Andreas, TE
Bobby Johnson, DB
1973 - Art Brisacher, OG
Jeff Stocks, DE
Karl Andreas, TE
1974 - Maret Cobb, C
Mark Fellers, QB
1975 - Mark Lee, DB
1976 - Steve Fuller, QB
Jimmy Weeks, OT
1977 - Steve Fuller, QB
Rick Weddington, FLK
Jimmy Wells, OG
1978 - Steve Fuller, QB
Matt Smith, DE
1981 - Tony Berryhill, C
1983 - Mike Eppley, QB
1984 - Mike Eppley, QB
1985 - Bruce Bacon, WR
Scott Enzor, LB
Lance Masters, CB
Andy Newell, P
John Watson, OT
1986 - Geoff Ciniero, DB
Ty Granger, OT
David Treadwell, PK
Todd Schonhar, QB
1987 - Ty Granger, OT
David Treadwell
1988 - Ty Granger, OT
Mark Drag, MG
Stacy Fields, TE
1989 - Wesley McFadden, FB
Arlington Nunn, SS
Stacy Fields, TE
Bruce Bratton, OT
1990 - Bruce Bratton, OT
Stacy Fields, TE
1991 - Bruce Bratton, OT
1992 - Warren Forney, DT
1993 - Stacy Seegars, OG
1994 - Ed Glenn, TE
Warren Forney, DT
1995 - Andye McCrorey, LB
1996 - Jim Bundren, OT
Glenn Rountree, OG
1997 - Jim Bundren, OT
Brian Wofford, WR
1999 - Chad Carson, LB
Kyle Young, C
2000 - Chad Carson, LB
Will Merritt, OG
Kyle Young, C
Braxton K. Williams, LB
2001 - Chad Carson, LB
Kyle Young, C
Will Merritt, OG
Derrick Hamilton, WR
Khaleed Vaughn, DE
2002 - William Henry, OT
Rodney Thomas, LB
Khaleed Vaughn, DE
2003 - Tony Elliott, WR
William Henry, OT
Justin Miller, CB
2004 - Jad Dean, PK
Tommy Sharpe, C
2006 - Thomas Hunter, TE
Alex Pearson, FB
2007 - Thomas Austin, OL
Mark Buchholz, PK
Jimmy Maners, P
Michael Palmer, TE
Alex Pearson, FB



All-America Tiger Stats

O.K. Pressley Center • Third Team, 1928

Banks McFadden Back • First Team, 1939

Year	GP-GS	Comp.	Att.	Int	Yds	Pct	Car.	Yds	Avg	Rec.	Yds	Avg
1937	9-0	0	2	1	0	.000	34	185	5.4	8	164	20.5
1938	9-6	10	20	0	169	.500	66	342	5.2	2	26	13.0
1939	9-8	31	70	6	581	.443	78	469	6.0	1	23	23.0
Totals	27-14	41	92	7	750	.446	178	996	5.6	11	213	19.4

Year	Plays	Off.	Y/P	TD	Pts	Int-Yds	Punts	Yds	Avg
1937	36	185	5.13	2	13	1-0	19	640	34.0
1938	86	511	5.94	5	31	1-5	29	1139	39.3
1939	148	1050	7.09	5	30	2-27	65	2828	43.5
Totals	270	1746	6.47	12	74	4-32	113	4607	40.8

Joe Blalock End • First Team, 1940,41

Year	GP-GS	Rec.	Yds	Avg	TD	Pts	Int-Yds	Rush	Avg	C-A-I-Yds
1939	10-9	15	322	21.47	3	18	0-0	4-21	5.3	1-3-0-23
1940	9-8	10	211	21.10	4	24	1-45	15-58	3.9	1-8-0-22
1941	9-9	13	240	18.50	4	26	0-0	16-64	4.0	0-1-0-0
Totals	28-26	38	773	20.34	11	68	1-45	35-143	4.1	2-12-0-45

Ralph Jenkins Center • Second Team, 1945

Bobby Gage Tailback/Safety • Second Team, 1948

Year	GP-GS	Comp	Passing					Rushing				
			Att.	Int	Yds	TD	Pct	Eff.	Att	Yds	Avg	Int-Yds
1945	8-4	8	14	1	171	1	.571	169.0	44	214	4.9	2-33
1946	5-4	24	44	3	388	2	.545	129.9	53	250	4.7	1-10
1947	9-9	47	115	13	1002	10	.409	120.2	114	502	4.4	2-16
1948	11-10	44	105	10	887	11	.419	129.3	105	343	3.3	5-38
Totals	33-27	123	278	27	2448	24	.442	127.2	316	1309	4.1	10-97

Year	KOR-Yds	PR-Yds	Plays	Off	Y/P	TDs	Pts	Punts	Yds	Avg
1945	2-43	8-64	58	385	6.6	0	0	22	779	35.4
1946	4-86	5-74	97	638	6.6	2	12	15	530	35.3
1947	10-244	14-98	229	1504	6.6	7	42	52	1950	37.5
1948	5-118	12-203	210	1230	5.9	1	7	37	1317	35.6
Totals	21-491	39-439	594	3757	6.3	10	61	126	4576	36.3

Jackie Calvert Tailback/Safety • First Team, 1950

Year	GP-GS	Cmp	Att	Int	Yds	TD	Pct	Eff	Att	Yds	Avg	TDRec..	Yds
1948	5-0	1	6	0	10	0	.167	83.37	20	143	7.2	1	0
1949	10-7	16	51	5	318	2	.314	77.71	62	292	4.7	7	5
1950	11-9	23	44	3	557	6	.523	188.85	105	663	6.3	4	5
Totals	26-16	40	101	8	885	8	.396	123.50	187	1098	5.9	12	10

Year	Plays	Off.	Y/P	PR-Yds	KR-Yds	Int-Yds	TD	Pts	Punts	Yds	Avg
1948	26	153	5.9	4-77	1-15	1-15	1	6	1	49	49.0
1949	112	610	5.4	15-131	6-98	2-37	7	42	26	1087	41.8
1950	149	1220	8.2	14-225	6-89	2-7	6	36	4	178	44.5
Totals	287	1983	6.9	33-433	13-202	5-59	14	84	31	1314	42.4

Tom Barton Guard • Second Team, 1952

Joel Wells Back • Third Team, 1955

Year	GP-GS	Att	Yds	Avg	TD	Rec.	Yds	Avg	TD	PR-Yds	Int-Yds	KR-Yds
1954	10-7	74	352	4.8	3	3	34	11.3	0	2-13	1-0	2-20
1955	10-10	135	782	5.8	5	3	87	29.0	1	7-56	2-37	8-181
1956	11-11	156	678	4.3	6	4	80	20.0	0	2-16	2-6	6-140
Totals	31-28	365	1812	5.0	14	10	201	20.1	1	11-85	5-43	16-341

Lou Cordileone Tackle • First Team, 1959 • First-Team Academic All-American, 1959

Wayne Mass Offensive Tackle • First Team, 1966

Harry Olszewski Offensive Guard • First Team, 1967

Dave Thompson Offensive Guard • First Team, 1970

Bennie Cunningham

Tight End • Consensus First Team, 1974 • First Team, 1975

Year	GP-GS	Rec.	Yds	Avg	TD	Rush	Yds	Avg	TD
1973	11-11	22	341	15.5	1	11	73	6.6	0
1974	11-11	24	391	16.3	7	3	4	1.3	0
1975	11-11	18	312	17.3	2	3	4	1.3	0
Totals	33-33	64	1044	16.3	10	17	81	4.8	0

Joe Bostic Offensive Guard • First Team, 1977,78

Jerry Butler

Wide Receiver • First Team, 1978

Year	GP-GS	Rec.	Yds	Avg	TD	Rush	Yds	KOR	Yds
1975	5-0	1	7	7.0	0	0	0	3	46
1976	11-11	33	484	14.6	4	3	23	3	32
1977	12-12	47	824	17.5	4	3	13	0	0
1978	12-12	58	908	15.7	3	0	0	0	0
Totals	40-35	139	2223	16.0	11	6	36	6	78

Steve Fuller

Quarterback • Third Team, 1978 • First-Team Academic, 1977,78

Year	GP-GS	Comp	Att	Yds	Int	TD	Pct	Car	Yds	Avg	TD
1975	8-1	22	46	354	3	2	.478	47	148	3.14	0
1976	11-9	58	116	835	6	5	.500	157	503	3.20	6
1977	12-12	106	205	1655	8	8	.517	178	437	2.45	6
1978	12-12	101	187	1515	4	7	.540	153	649	4.24	10
Totals	43-34	287	554	4359	21	22	.518	535	1737	3.25	22

Jim Stuckey

Defensive Tackle • First Team, 1979

Year	GP-GS	Tot	Hits	Ast	TL	Sacks	CF-RF	PBU
1976	10-4	33	19	14	4	0	0-0	0
1977	12-12	88	46	42	5	4	1-1	2
1978	12-12	87	46	41	7	4	1-0	2
1979	12-12	106	63	43	20	10	1-0	0
Totals	46-40	314	174	140	36	18	3-1	4

Obed Ariri

Placekicker • First Team, 1980

Year	GP-GS	0-20	21-29	30-39	40-49	50+	Total	PATs	Pts
1977	12-11	1-1	2-2	3-3	3-6	1-8	10-20	23-24	53
1978	12-11	0-0	8-9	3-6	3-10	0-0	14-25	44-46	86
1979	12-11	2-2	4-7	6-6	4-6	0-1	16-22	14-15	62
1980	11-11	1-1	9-10	8-8	4-7	1-4	23-30	18-18	87
Totals	47-44	4-4	23-28	20-23	14-29	2-13	63-97	99-103	288

Jeff Davis

Linebacker • First Team, 1981

Year	GP-GS	Tot	Hit	Ast	TFL	Sacks	PBU	Int-Yd	CF-RF
1978	5-0	11	5	6	0-0	0-0	1	1-10	3-2
1979	12-12	123	63	60	6-25	0-0	5	3-17	0-0
1980	11-11	160	108	52	2-7	0-0	4	0-0	3-2
1981	12-12	175	119	56	10-37	4-27	6	0-0	4-4
Totals	40-35	469	295	174	18-69	4-27	16	4-27	10-8

Perry Tuttle

Wide Receiver • First Team, 1981

Year	GP-GS	Rec.	Yds	Avg	TD	LG	Rush	Yds	Avg	TD	KOR-Yds
1978	11-0	9	192	21.3	1	39	5	55	11.0	0	0-0
1979	12-12	36	544	15.1	4	81	2	12	6.0	0	0-0
1980	11-11	53	915	17.3	4	63	2	23	11.5	0	0-0
1981	12-12	52	883	17.0	8	80	3	21	7.0	0	12-266
Totals	46-35	150	2534	16.9	17	81	12	111	9.3	0	12-266

Jeff Bryant

Defensive Tackle • Second Team, 1981

Year	GP-GS	Tot	Hit	Ast	TFL	Sacks	PBU	CF-RF
1978	12-0	31	13	18	1-6	0-0	0	0-0
1979	12-0	37	22	15	0-0	0-0	0	0-0
1980	11-8	52	31	21	7-42	5-45	1	0-1
1981	12-12	92	69	23	19-74	8-61	2	2-1
Totals	47-20	212	135	77	27-122	13-106	3	2-2

Lee Nanney

Offensive Tackle • Second Team, 1981

Year	GP-GS	Plays
1978	1-0	10
1979	12-12	630
1980	11-11	645
1981	12-12	816
Totals	36-35	2101

All-America Tiger Stats



Terry Kinard

Defensive Back • First Team, 1981 • Unanimous First Team, 1982

Year	GP-GS	Tot	Hlt	Ast	TFL	PBU	Int-Yd-LG	CF-RF	PR-Yds-Avg
1979	12-3	35	15	20	0-0	5	3-93-40	0-0	0-0-0
1980	9-9	73	36	37	0-0	7	2-0-0	2-1	12-50-4.2
1981	12-12	95	74	21	1-5	6	6-51-19	1-0	0-0-0
1982	11-11	89	62	27	1-1	12	6-3-3	1-1	0-0-0
Totals	44-35	292	187	105	2-6	30	17-147-40	4-2	12-50-4.2

Johnny Rembert

Linebacker • Third Team, 1982

Year	GP-GS	Tot	Hlt	Ast	TFL	Sacks	PBU	Int-Yds	CF
1981	12-1	22	19	3	1-5	0-0	3	2-15	0
1982	10-9	64	37	27	8-23	1-2	5	6-128	3
Totals	22-10	86	56	30	9-28	1-2	8	8-143	3

James Robinson

Defensive Tackle • Second Team, 1983

Year	GP-GS	Tot	Hits	Ast	TFL	Sacks	CF-RF	PBU
1979	12-0	7	5	2	3-9	1-5	0-0	0
1980	11-5	47	33	14	5-23	2-12	0-0	2
1981	11-2	42	28	14	4-22	3-20	0-2	3
1983	11-11	83	57	26	13-20	5-43	2-2	5
Totals	45-18	179	123	56	25-74	11-80	2-4	10

James Farr

Offensive Guard • Third Team, 1983

Year	GP-GS	Plays	KDs
1980	11-1	125	9
1981	12-12	506	32
1982	11-11	602	35
1983	11-11	654	46
Totals	45-35	1887	122

William Perry

Defensive Tackle • Third Team, 1982 • Consensus First Team, 1983 • First Team, 1984

Year	GP-GS	Tot	Hlt	Ast	TFL	Sacks	CF-RF	PBU	BK
1981	12-4	48	33	15	9-50	4-44	1-2	0	0
1982	11-7	52	30	22	9-66	5-38	3-1	0	0
1983	11-4	61	38	23	15-67	6-40	2-1	1	0
1984	11-11	100	67	33	27-111	10-69	2-3	1	1
Totals	45-26	261	168	93	60-294	25-191	8-7	2	1

Donald Igwebuike

Placekicker • Third Team, 1984

Year	GP-GS	0-29	30-39	40-49	+50	FGM-A	LK	XPM-XPA	Pts
1981	12-9	2-2	6-7	1-4	1-4	10-17	52	1-1	31
1982	11-2	0-0	1-1	1-2	1-1	3-4	55	0-0	9
1983	10-0	1-1	0-0	1-1	1-3	3-5	55	1-1	10
1984	11-11	4-4	4-5	6-6	2-2	16-17	53	41-41	89
Totals	44-22	7-7	11-13	9-13	5-10	32-43	55	43-43	139

Dale Hatcher

Punter • Second Team, 1984

Year	GP-GS	P	Yds	Avg	-20	+50	LP	HB	Net
1981	11-10	44	1908	43.4	17	13	64	1	40.5
1982	11-11	46	1871	40.7	21	8	63	1	38.8
1983	11-11	47	2051	43.6	15	10	57	0	40.9
1984	11-11	54	2361	43.7	16	13	68	0	42.4
Totals	44-43	191	8191	42.9	69	44	68	2	40.7

Steve Reese

Offensive Guard • Second Team, 1985

Year	GP-GS	Plays	KDs
1982	10-0	100	12
1983	11-7	462	30
1984	11-11	572	42
1985	12-12	850	82
Totals	44-30	1984	166

Terrence Flagler

Tailback • First Team, 1986

Year	GP-GS	Att	Yds	Avg	TD	LG	Rec.	Yds	Avg	TD	KOR	Yds
1982	9-0	29	120	4.0	0	14	0	0	0.0	0	4	108
1983	2-1	31	202	6.5	0	35	2	21	10.5	0	1	8
1984	10-2	75	350	4.7	5	43	8	63	7.5	2	0	0
1985	9-0	52	232	4.3	2	47	10	54	5.4	0	0	0
1986	12-10	192	1258	6.6	10	88	16	188	11.8	3	0	0
Totals	42-13	379	2162	5.7	17	88	36	326	9.1	5	5	116

John Phillips

Offensive Guard • First Team, 1986 • Second Team, 1987

Year	GP-GS	Plays	KDs
1984	11-0	50	0
1985	12-8	621	42
1986	12-12	864	100
1987	12-12	795	103
Totals	47-32	2330	245

David Treadwell

Placekicker • Consensus First Team, 1987

Year	GP-GS	0-29	30-39	40-49	+50	Tot	PAT	LK	Pts
1985	11-11	4-6	8-8	5-8	0-2	17-24	25-25	49	76
1986	12-12	7-7	3-5	2-8	0-0	12-20	34-34	46	70
1987	11-11	7-8	7-8	4-6	0-0	18-22	33-34	43	87
Totals	34-34	18-21	18-21	11-22	0-2	47-66	92-93	49	233

Michael Dean Perry

Defensive Tackle • First Team, 1987

Year	GP-GS	Tot	Hits	Ast	TFL	Sacks	CF-RF	PBU
1984	11-10	75	48	27	15-63	7-37	3-0	1
1985	7-6	34	19	15	7-20	2-5	1-0	6
1986	12-5	56	31	25	15-84	9-60	0-0	5
1987	11-11	74	52	22	24-128	10-86	1-0	3
Totals	41-32	239	150	89	61-295	28-188	5-0	15

Donnell Woolford

Cornerback • First Team, 1987 • Consensus First Team, 1988

Year	GP-GS	Tot	Hits	Ast	TFL	Int-Yd	PR-Yd	Avg	PBU
1985	12-0	21	12	9	0-0	1-34	1-14	14.0	2
1986	11-11	53	37	16	3-3	3-(-8)	25-203	8.1	12
1987	12-12	52	38	14	4-8	5-0	23-345	15.0	15
1988	12-12	61	45	16	5-18	1-0	29-192	6.6	15
Totals	47-35	187	132	55	12-29	10-26	78-754	9.7	44

Note: Had one sack for eight yards in 1987; had two punt returns for TDs in 1987; had three caused fumbles in 1988; had one blocked kick in 1985 and 1988.

Stacy Long

Offensive Tackle • First Team 1989 • Consensus First Team 1990

Year	GP-GS	Plays	KD
1986	5-1	39	3
1988	12-1	344	17
1989	12-12	734	69
1990	11-11	601	52
Totals	40-25	1718	141

Chris Gardocki

Placekicker • Third Team, 1989 • Second Team 1990

Year	GP-GS	0-29	30-39	40-49	+50	Tot	PAT	LK	Pts	KO	TB
1988	12-12	6-7	7-11	4-8	2-6	19-32	1-1	52	58	1	0
1989	12-12	10-10	2-5	10-13	0-1	22-29	41-41	49	107	32	9
1990	12-12	8-8	7-9	4-5	3-6	22-28	30-30	57	96	66	24
Totals	36-36	24-25	16-25	18-26	5-13	63-89	72-72	57	261	99	33

Rob Bodine

Middle Guard • First Team, 1991

Year	GP-GS	Plays	Hits	Ast	Tot	TFL	Sacks	PBU	CF-RF	QP
1989	12-12	420	28	32	60	7-26	2-17	1	0-0	6
1990	11-11	484	42	36	78	14-47	5.5-32	1	1-1	11
1991	12-12	560	72	36	108	27-111	7.5-62	0	2-1	11
Totals	35-35	1464	142	104	246	48-184	15-111	2	3-2	28

Jeb Flesch

Offensive Guard • Consensus First Team, 1991

Year	GP-GS	Plays	KD
1988	12-9	512	52
1989	12-12	759	85
1990	12-12	681	53
1991	12-12	705	77
Totals	48-45	2657	267

All-America Tiger Stats

Levon Kirkland

Outside Linebacker • Second Team, 1990 • First Team, 1991

Year	GP-GS	Plays	Hits	Ast	Tot	TFL	Sacks	PBU	CF-RF	QB	Int-Yd
1988	12-7	446	38	33	71	9-70	5.5-62	2	2-1	6	1-22
1989	12-12	463	38	39	77	9-70	6.5-64	7	2-3	16	3-47
1990	12-12	483	30	28	58	10-30	1.5-15	8	2-1	18	0-0
1991	12-12	536	47	20	67	12-55	5.5-35	6	1-2	15	0-0
Totals	48-43	1928	153	120	273	40-225	19-176	23	7-7	55	4-69

Ed McDaniel

Linebacker • First Team, 1991

Year	GP-GS	Plays	Hits	Ast	Tot	TFL	Sacks	CF-RF	PBU	Int-Yd
1988	12-9	570	62	42	104	4-11	0-0	3-1	4	0-0
1989	12-6	363	32	30	62	3-4	0-0	1-0	5	0-0
1990	12-12	547	75	34	109	13-53	1-13	4-2	2	1-10
1991	12-11	554	72	42	114	10-22	0-0	2-1	3	0-0
Totals	48-38	2034	241	148	389	30-90	1-13	10-4	14	1-10

Stacy Seegars

Offensive Guard • Second Team, 1992 • First Team, 1993

Year	GP-GS	Plays	KD
1990	6-0	69	2
1991	12-12	808	50
1992	11-11	791	103
1993	12-12	789	58
Totals	41-35	2457	213

Nelson Welch

Placekicker • Third Team, 1992

Year	GP-GS	0-29	30-39	40-49	50+	Tot	LK	PAT	Pts
1991	12-12	8-10	6-8	5-6	0-3	19-27	47	31-35	88
1992	11-11	9-10	4-7	7-9	2-2	22-28	53	23-25	89
1993	12-12	9-11	4-5	2-8	0-0	15-24	47	17-18	62
1994	11-11	5-6	6-8	5-8	0-0	16-22	47	14-14	62
Totals	46-46	31-37	20-28	19-31	2-5	72-101	53	85-92	301

Brian Dawkins

Strong Safety • Second Team, 1995

Year	GP-GS	Plays	Hits	Asts	Tot	TFL	PBU	Int-Yds-TD	CF-RF	BK
1992	11-0	29	14	11	25	0-0	0	0-0-0	1-0	0
1993	12-12	740	43	23	66	3-7	10	3-13-0	2-1	1
1994	11-11	724	52	19	71	2-8	4	2-33-0	0-1	1
1995	12-12	754	60	29	89	4-22	9	6-55-1	1-2	1
Totals	46-35	2247	169	82	251	9-37	23	11-101-1	4-4	3

Anthony Simmons

Inside Linebacker • Third Team, 1995 • First Team, 1996 • Consensus First Team, 1997

Year	GP-GS	Plays	Hits	Ast	Tot	TFL	Sacks	PBU
1995	12-11	568	78	72	150	11-43	3.5-24	3
1996	12-12	709	92	86	178	16-58	7-58	2
1997	12-12	665	95	63	158	25-101	8-57	4
Totals	36-35	1942	265	221	486	52-202	18.5-139	9

Jim Bundren

Offensive Tackle • Second Team, 1997

Year	GP-GS	Plays	KD
1994	11-11	563	33
1995	12-12	650	24
1996	12-12	790	31
1997	12-12	769	43
Totals	47-47	2772	131

Antwan Edwards

Defensive Back • Third Team, 1998

Year	GP-GS	Plays	Hits	Ast	Tot	Int-Yds	PR-Yds	PBU	KOR-Yds
1995	12-0	212	23	18	41	0-0	4-57	2	2-40
1996	12-12	595	54	29	83	2-58	2-18	4	3-43
1997	11-11	694	38	14	52	4-81	0-0	15	12-280
1998	10-10	543	24	19	43	2-56	6-82	14	13-350
Totals	45-33	2044	139	80	219	8-195	12-157	35	30-713

Keith Adams

Inside Linebacker • First Team, 1999 • Consensus First Team, 2000

Year	GP-GS	Plays	Hits	Ast	Tot	TFL	Sacks	Int	PBU	CF-RF	QB
1998	11-0	176	14	31	45	0-0	0-0	0-0	0	1-0	1
1999	12-12	864	119	67	186	35-171	16-122	0-0	3	2-2	25
2000	12-12	753	81	67	148	19-99	7-74	1-27	3	4-0	19
Totals	35-24	1793	214	165	379	54-270	23-196	1-27	6	7-2	45

Rod Gardner

Wide Receiver • First Team, 2000

Year	GP-GS	Plays	Rec.	Yds	Avg.	TD	LG	20+	Y/G	KOR-Yds
1997	12-2	259	8	101	12.6	1	41	2	8.4	0-0
1998	11-3	317	20	263	13.2	1	63	2	23.1	0-0
1999	12-10	798	80	1084	13.6	4	49	15	90.3	0-0
2000	12-11	722	58	1050	18.1	7	50	20	87.5	8-168
Totals	47-26	2096	166	2498	15.0	13	63	39	53.1	8-168

Robert Carswell

Free Safety • Third Team, 2000

Year	GP-GS	Plays	Hit	Ast	Tot	TFL	Sacks	Int	QB	PBU	CF-RF
1997	12-6	405	30	21	51	2-10	0-0	0-0	0	6	1-0
1998	11-11	705	56	46	102	4-7	0-0	0-0	0	4	0-0
1999	12-12	869	89	40	129	1-2	0-0	6-72	0	3	1-1
2000	12-12	780	45	47	92	1-2	1-2	2-29	0	2	0-2
Totals	47-41	2759	220	154	374	8-21	1-2	8-101	0	15	2-3

Kyle Young

Center • Second Team, 2000 • Third Team, 2001

Year	GP-GS	Plays	KD
1998	11-4	479	41
1999	12-12	919	83
2000	12-12	766	120
2001	12-12	854	168
Totals	47-40	3018	412

Brian Mance

Cornerback • Fourth Team, 2002

Year	GP-GS	Plays	Hit	Ast	Tot	TFL	Int	PBU	CF-RF	PR	KOR
1999	12-0	49	12	3	15	1-4	0-0	0	0-0	0-0	0-0
2000	12-3	279	24	15	39	1-2	3-72	5	1-1	6-192	6-157
2001	11-11	774	31	17	48	0-0	3-0	7	0-0	16-211	25-588
2002	13-13	823	50	12	62	1-14	6-1	11	2-0	4-31	2-43
Totals	48-27	1925	117	47	164	3-20	12-73	23	3-1	26-434	33-788

Leroy Hill

Linebacker • Third Team, 2004

Year	GP-S	Plays	Hit	Ast	Tot	TFL	Sacks	Int	QB	PBU	CF-RF
2001	10-0	135	19	12	31	1-1	0-0	0-0	0	1	0-0
2002	13-0	47	16	13	29	1-1	0-0	0-0	0	0	0-1
2003	13-13	757	110	35	145	27-92	8-57	3-4	8	2	1-1
2004	11-11	677	74	32	106	19-88	8-66	0-0	7	1	0-0
Totals	47-24	1616	219	92	311	48-182	16-123	3-4	15	4	1-2

Justin Miller

Kick Returner • Second Team, 2004

Year	GP-S	Plays	Hit	Ast	Tot	TFL	Int	PBU	CF-RF	KOR	PR	^TD
2002	13-8	674	43	18	61	0-0	8-50	9	2-0	13-456	0-0	1
2003	13-13	819	45	9	54	2-7	2-30	13	1-0	17-417	8-73	1
2004	11-11	718	46	8	54	0-0	3-14	9	0-1	20-661	26-339	3
Totals	37-32	2211	134	35	169	2-7	13-94	31	3-1	50-1534	34-412	5

^ - kickoff and punt returns; Note: Also played four snaps on offense in 2004.

Tye Hill

Cornerback • First Team, 2005

Year	GP-S	Plays	Hit	Ast	Tot	TFL	Sacks	Int	QB	PBU	CF-RF
2003	13-11	678	34	3	37	1-7	1-7	2-(-2)	0	7	1-0
2004	11-11	784	38	14	52	2-12	1-9	0-0	0	21	0-0
2005	12-12	717	41	13	54	5-14	1-1	3-35	0	7	1-1
Totals	36-34	2179	113	30	143	8-33	3-17	5-33	0	35	2-1

Year	GP-S	Plays	Car.	Yds	Avg	TD	LG	Rec	Yds	TD
2002	13-0	129	42	225	5.4	2	32	3	7	0

Gaines Adams

Defensive End • Unanimous First Team, 2006

Year	GP-S	Plays	Hit	Ast	Tot	TFL	Sacks	Int	QB	PBU	CF-RF
2003	12-0	172	11	4	15	4-8	1-1	0-0	7	2	0-0
2004	11-1	346	22	13	35	8-26	5-20	0-0	5	4	0-0
2005	12-12	627	37	19	56	15-83	9.5-64	0-0	29	9	3-0
2006	13-13	582	42	20	62	17.5-106	12.5-87	0-0	25	6	2-3
Totals	48-26	1727	112	56	168	44.5-223	28-172	0-0	66	21	5-3

Nathan Bennett

Offensive Guard • Third Team, 2006

Year	GP-GS	Plays	KD
2003	13-7	599	45
2004	11-10	510	44
2005	10-8	550	74.5
2006	13-13	649	100
Totals	47-38	2308	263.5

All-America Tiger Stats



Chris McDuffie

Offensive Guard • Second Team, 2007

Year	GP-GS	Plays	KD
2004*	10-0	128	0
2005	11-0	92	11
2006	13-5	340	50
2007	12-11	619	84
Totals	46-16	1179	145

* - played defense and had 12 tackles

Barry Richardson

Offensive Tackle • First Team, 2007

Year	GP-GS	Plays	KD
2004	11-7	471	19
2005	12-12	733	47
2006	13-13	684	75
2007	13-12	890	65
Totals	49-44	2778	206

All-ACC Selections

1953 Dreher Gaskin, E (2) Don King, B (2)	1975 Bennie Cunningham, TE (1)	1987 Terry Allen, TB (1) Jeff Nunamacher, OT (1) Tony Stephens, MG (1) David Treadwell, PK (1) Michael Dean Perry, DT (1) John Phillips, OG (1) Donnell Woolford, CB (1)	1995 Brian Dawkins, SS (1) Anthony Simmons, LB (1) LaMarick Simpson, DT (1) Will Young, OG (1) Raymond Priester, TB (2) Dwayne Morgan, OT (2) Jeff Sauve, PK (2) Leomont Evans, FS (2)	Travis Zachery, RB (1) Rod Gardner, WR (2) Will Merritt, OG (2)
1954 Clyde White, T (1) Don King, B (2) Scott Jackson, E (2)	1977 Joe Bostic, OG (1) Jonathan Brooks, DE (1) Lacy Brumley, OT (1) Jerry Butler, SE (1) Steve Fuller, QB (1) Steve Ryan, DB (1) Randy Scott, LB (1)	1988 Jeff Nunamacher, OT (1) Terry Allen, TB (1) Mark Drag, MG (1) Donnell Woolford, CB (1) Jesse Hatcher, OLB (2) (AP) James Lott, FS (2) (AP) Chris Gardocki, P (2) (AP) Richard McCullough, DT (2) (AP)	1996 Anthony Simmons, LB (1) Trevor Pryce, DT (1) Jim Bundren, OT (1) Glenn Rountree, OG (2) Lamont Hall, TE (2) Jamie Trimble, C (2) Dexter McCleon, CB (2) Raymond Priester, TB (2)	2001 Woodrow Dantzler, QB (1) Will Merritt, OG (2) Kyle Young, C (2) Chad Carson, LB (2) Charles Hafley, DB (2)
1955 Joel Wells, TB (1)	1978 Joe Bostic, OG (1) Jonathan Brooks, DE (1) Bubba Brown, LB (1) Lester Brown, TB (1) Jerry Butler, SE (1) Steve Fuller, QB (1) Steve Kenney, OT (1) Steve Ryan, DB (1) Randy Scott, LB (1) Jim Stuckey, DT (1)	1989 Vance Hammond, DT (1) Doug Brewster, LB (1) Stacy Long, OT (1) Chris Gardocki, PK/P (1) Levon Kirkland, OLB (1) (UPI) Doug Brewster, LB (1) Dexter Davis, CB (2) (UPI, AP) Robert O'Neal, FS (1) (AP) Hank Phillips, C (1) (UPI) James Lott, FS (1) Jeb Flesch, OG (2) (AP) John Johnson, OLB (2) (AP) Otis Moore, DT (1) (UPI)	1997 Raymond Priester, TB (1) Anthony Simmons, LB (1) Jim Bundren, OT (1) Glenn Rountree, OG (1) Tony Horne, KR (1) Tony Horne, WR (2) Antwan Edwards, DB (2) Lorenzo Bromell, DE (2) Raymond White, MG (2)	2002 Nick Eason, DT (1) Brian Mance, CB (2) Bryant McNeal, DE (2) Justin Miller, DB (2)
1956 Joel Wells, TB (1) John Grdijan, G (2) Dalton Rivers, E (2) Charlie Bussey, QB (2)	1979 Jeff Bostic, OG (1) Bubba Brown, LB (1) Steve Durham, DT (1) David Sims, P (1) Jim Stuckey, DT (1) Rex Varn, DB (1)	1990 Chris Gardocki, PK/P (1) Eric Harmon, OG (1) Stacy Long, OT (1) Ronald Williams, TB (1) Levon Kirkland, OLB (1) Vance Hammond, DT (1) Dexter Davis, CB (1) Jeb Flesch, OG (2) John Johnson, OLB (2) Doug Brewster, LB (2) Ed McDaniel, LB (2)	1998 Antwan Edwards, CB (1) Corey Hulsey, OG (2) Holland Postell, OT (2) Rahim Abdullah, OLB (2) Adrian Dingle, DE (2)	2003 Leroy Hill, LB (1) Derrick Hamilton, WR (2) Derrick Hamilton, KR (2) Gregory Walker, OT (2) Donnell Washington, DT (2)
1957 Harvey White, QB (1) John Grdijan, G (2) Ray Masneri, E (2)	1980 Obed Ariri, PK (1) Perry Tuttle, FLK (1)	1991 Rob Bodine, MG (1) Mike Brown, C (1) Jeb Flesch, OG (1) Levon Kirkland, OLB (1) Ed McDaniel, LB (1) Chester McGlockton, DT (1) Robert O'Neal, FS (1) Terry Smith, WR (1) Nelson Welch, PK (1) Ronald Williams, TB (2) Bruce Bratton, OT (2)	1999 Robert Carswell, FS (1) Keith Adams, LB (1) Rod Gardner, WR (2) Dextra Polite, CB (2) Terry Jolly, DT (2)	2004 Airese Currie, WR (1) Leroy Hill, LB (1) Justin Miller, DB (2) Justin Miller, KR (2)
1958 Jim Padgett, T (1) Ray Masneri, E (2) Bill Thomas, C (2) Harvey White, B (2)	1981 Dan Benish, DT (1) Tony Berryhill, C (1) Jeff Bryant, DT (1) Jeff Davis, LB (1) Homer Jordan, QB (1) Terry Kinard, FS (1) Perry Tuttle, FLK (1)	1992 Stacy Seegars, OG (1) Nelson Welch, PK (2) Brentson Buckner, DT (2) Ashley Sheppard, OLB (2) Robert O'Neal, FS (2)	2000 Keith Adams, LB (1) Robert Carswell, FS (1) Terry Jolly, DT (1) Alex Ardley, CB (1) Kyle Young, C (1)	2005 Tye Hill, CB (1) Chansi Stuckey, WR (1) Jad Dean, PK (2) Roman Fry, OG (2) Charlie Whitehurst, QB (2)
1959 Gary Barnes, E (1) Doug Cline, FB (1) Bill Mathis, HB (1) Harold Olson, T (1) Lou Cordileone, T (2) Paul Snyder, C (2)	1982 Cliff Austin, TB (1) Andy Headen, DE (1) Terry Kinard, FS (1) Frank Magwood, WR (1) (AP) Bob Paulling, PK (1) (AP) William Perry, MG (1) Johnny Rembert, LB (1)	1993 Brentson Buckner, DT (1) Stacy Seegars, OG (1) Brian Dawkins, SS (2) Andre Humphrey, CB (2) Tim Jones, LB (2) Brent LeJeune, OT (2) Nelson Welch, PK (2)		2006 Gaines Adams, DE (1) Nathan Bennett, OG (1) James Davis, RB (1) Barry Richardson, OT (1) Chansi Stuckey, WR (1) Dustin Fry, C (2) C.J. Spiller, RB (2)
1960 Lowndes Shingler, QB (1) Dave Lynn, G (2) Bill McGuirt, B (2)	1983 James Farr, OG (1) Rod McSwain, DB (1) Bob Paulling, PK (1) James Robinson, DT (1) Edgar Pickett, DE (1) William Perry, MG (1) Henry Walls, LB (1) (AP) K.D. Dunn, TE (1)	1994 Tim Jones, LB (1) Brian Dawkins, SS (2) Marvin Cross, DT (2) Wardell Rouse, OLB (2) Nelson Welch, PK (2)		2007 James Davis, RB (1) Aaron Kelly, WR (1) Chris McDuffie, OG (1) Barry Richardson, OT (1) Michael Hamlin, S (2) Cullen Harper, QB (2)
1961 Tommy King, E (1)	1984 Mike Eppley, QB (1) (AP) Dale Hatcher, P (1) Donald Igwebuikwe, PK (1) William Perry, MG (1) Steve Reese, OG (1) Terrance Roulhac, WR (1) Ronald Watson, DB (1)			
1962 Don Chuy, T (1)	1985 Steve Berlin, DT (1) Kenny Flowers, TB (1) Steve Reese, OG (1) Jim Riggs, TE (1)			
1963 Billy Weaver, G (1) Pat Crain, FB (1) Ted Bunton, C (2) Lou Fogle, E (2) Jack Aaron, T (2)	1986 Jim Riggs, TE (1) John Phillips, OG (1) Terrence Flagler, TB (1) Terence Mack, DE (1) Michael Dean Perry, DT (1) Delton Hall, CB (1)			
1965 Butch Sursavage, DE (1) Johnny Boyette, OT (1) Bill Hecht, LB (1) Hugh Mauldin, TB (1)				
1966 Jimmy Addison, QB (1) Wayne Mass, OT (1) Harry Olszewski, OG (1) Wayne Page, DB (1) Butch Sursavage, DE (1)				
1967 Jim Catoe, LB (1) Ronnie Ducworth, DE (1) Buddy Gore, TB (1) Frank Liberatore, DB (1) Wayne Mass, OT (1) Harry Olszewski, OG (1)				
1968 Joe Lhotsky, OT (1) Buddy Gore, TB (1) Ronnie Ducworth, DE (1) John Cagle, DT (1) Jimmy Catoe, LB (1)				
1969 Charlie Waters, OE (1) Ray Yaeger, TB (1) Ivan Southerland, DE (1)				
1970 Dave Thompson, OG (1) Don Kelley, DB (1)				
1971 Wayne Baker, DE (1) Larry Hefner, LB (1) John McMakin, TE (1)				
1972 Frank Wirth, DT (1)				
1973 Ken Pengitore, QB (1) Peanut Martin, DB (1) Ken Peeples, OT (1)				
1974 Willie Anderson, MG (1) Bennie Cunningham, TE (1)				



Brian Dawkins was a two-time All-ACC selection (1994,95) before moving on to a successful NFL career.

Pro Players (All Leagues)

***ABDULLAH, RAHIM**, OLB (1998)
Cleveland Browns, 1999,00
Edmonton Eskimos (CFL), 2002-04
Calgary Stampeders (CFL), 2005,06

***ADAMS, GAINES**, DE (2006)
Tampa Bay Buccaneers, 2007
2007 All-Rookie Team
First-Round Draft Choice, fourth player chosen, 2007

***ADAMS, KEITH**, LB (2000)
Dallas Cowboys, 2001,02
Berlin Thunder (NFLE), 2002
Philadelphia Eagles, 2002-05
Miami Dolphins, 2006
Cleveland Browns, 2007

ALLEN, TERRY, TB (1989)
Minnesota Vikings, 1991-94
Washington Redskins, 1995-98
New England Patriots, 1999
New Orleans Saints, 2000
Baltimore Ravens, 2001
1996 Pro Bowl; 1996 All-Pro

ARIRI, OBED, PK (1980)
Washington Federals (USFL), 1983
Tampa Bay Buccaneers, 1984
Washington Redskins, 1987

AUSTIN, CLIFF, TB (1982)
New Orleans Saints, 1983,84
Atlanta Falcons, 1984-86
Tampa Bay Buccaneers, 1987

BALDWIN, BOB, B (1964)
Baltimore Colts, 1966,67

BARBER, MIKE, LB (1994)
Seattle Seahawks, 1995-97
Indianapolis Colts, 1998,99
New York/New Jersey Hitmen (XFL), 2001

BARNES, GARY, OE (1961)
Green Bay Packers, 1962,63
Dallas Cowboys, 1963
Chicago Bears, 1964
Atlanta Falcons, 1966,67
First player signed and to score points for Atlanta; 1962 NFL World Champion

BENISH, DAN, DT (1982)
Atlanta Falcons, 1983-86
Washington Redskins, 1987,88
1987 Super Bowl Champion

***BENNETT, CHARLES**, DE (2005)
Tampa Bay Buccaneers, 2006,07

BOSTIC, JEFF, C (1979)
Washington Redskins, 1980-93
1982,87,91 Super Bowl Champion;
1983 Pro Bowl

BOSTIC, JOE, OG (1978)
Saint Louis Cardinals, 1979-88
1979 All-Rookie Team

BOYER, SHELTON, WR (1985)
Miami Dolphins, 1987 (replacement player)

BREWSTER, DOUG, LB (1990)
Saskatchewan Roughriders (CFL), 1991
Winnipeg Blue Bombers (CFL), 1993

BROMELL, LORENZO, DE (1997)
Miami Dolphins, 1998-01
Minnesota Vikings, 2002
Oakland Raiders, 2003
New York Giants, 2004
1998 NFL All-Rookie Team

BROOKS, JONATHAN, LB (1978)
Detroit Lions, 1979
Atlanta Falcons, 1980
Philadelphia Stars (USFL), 1983,84
1984 USFL Champions

BROWN, LESTER, TB (1979)
Saskatchewan Roughriders (CFL), 1980,81
Montreal Concordes (CFL), 1983
Toronto Argonauts (CFL), 1984,85
Winnipeg Blue Bombers (CFL), 1986

BRYANT, JEFF, DT (1981)
Seattle Seahawks, 1982-93
First-Round Draft Choice, sixth player chosen, 1982

BUCKNER, BRENTSON, DT (1993)
Pittsburgh Steelers, 1994-96
Played in 1996,03 Super Bowls
Kansas City Chiefs, 1997
Cincinnati Bengals, 1997
San Francisco 49ers, 1998-00
Carolina Panthers, 2001-05

BUNDREN, JIM, C (1997)
New York Jets, 1998
Cleveland Browns, 1999,00
Miami Dolphins, 2002

BUTLER, JERRY, WR (1978)
Buffalo Bills, 1979-87
AFC Offensive Rookie-of-the-Year by UPI/Sporting News; First-Round Draft Choice, fifth player chosen, 1979

CAGLE, JOHN, DT/LB/G (1968)
Boston Patriots, 1969

CALLICUTT, KEN, TB (1977)
Detroit Lions, 1978-82

CAMERON, DeCHANE, QB (1991)
Edmonton Eskimos (CFL), 1992

CARSWELL, ROBERT, DB (2000)
San Diego Chargers, 2001,02

CHILDRESS, O.J., LB (1998)
New York Giants, 1999
Amsterdam Admirals (NFLE), 2000
Carolina Panthers, 2000

CHIPLEY, BILL, E/DB (1941)
Boston Yanks, 1947,48
New York Bulldogs, 1949

CHUY, DON, OG (1962)
Los Angeles Rams, 1963-68
Philadelphia Eagles, 1969

***CIURCIU, VINCE**, LB (1999)
Tampa Bay Buccaneers, 2003
Carolina Panthers, 2003-06
Minnesota Vikings, 2007

CLARK, BRIAN, OG (1981)
Denver Broncos, 1982 (taxi squad)

CLARK, DWIGHT, WR (1978)
San Francisco 49ers, 1979-87
Led NFC in Receiving, 1981,82; 1981 and 1984 Super Bowl Champion; 1982,83 NFL Pro Bowl; 1982 NFL MVP

CLINE, DOUG, LB (1959)
Houston Oilers, 1960-66
San Diego Chargers, 1966

COLEY, JAMES, TE (1988)
Chicago Bears, 1990-92
Indianapolis Colts, 1991

CONE, FRED, B/PK (1950)
Green Bay Packers, 1951-57
Dallas Cowboys, 1960
1955 NFL Field-Goal leader

COOPER, GARY, WR (1989)
Montreal Machine (WLAFL), 1991

CORDILEONE, LOU, DE/DT/OG (1959)
New York Giants, 1960
San Francisco 49ers, 1961
Los Angeles Rams, 1962
Pittsburgh Steelers, 1962,63
New Orleans Saints, 1967,68
First-Round Draft Choice, 1959

CROSBY, ROSCOE, WR (2003)
Indianapolis Colts, 2005

CRUTCHFIELD, DARREL, DB (2000)
Philadelphia Eagles, 2001
Edmonton Eskimos (CFL), 2003,04
Montreal Alouettes (CFL), 2006

CUNNINGHAM, BENNIE, TE (1975)
Pittsburgh Steelers, 1976-83,85
First-Round Draft Choice, 28th player chosen, 1976; 1978, 1979 Super Bowl Champion

CURRIE, AIRESE, WR (2004)
Chicago Bears, 2005,06

DAIGNEAULT, DOUG, B (1959)
Ottawa RoughRiders (CFL), 1960-63
Winnipeg Blue Bombers (CFL), 1964,65

DANFORTH, KENNY, SS (1985)
Los Angeles Raiders, 1987 (replacement player)

DANTZLER, WOODROW, QB (2001)
Dallas Cowboys, 2002
Atlanta Falcons, 2003
Frankfurt Galaxy, 2005 (NFLE)

DAVIS, BILLY, LB (1983)
Saint Louis Cardinals, 1984

DAVIS, DEXTER, CB (1990)
Phoenix Cardinals, 1991,92
Los Angeles Rams, 1993-95

DAVIS, JEFF, LB (1981)
Tampa Bay Buccaneers, 1982-87
Captain of Tampa Bay, 1984-87

DAVIS, TY, CB (1984)
New York Giants, 1985,86 (Injured reserve entire 1986 season with Super Bowl Champions)
Detroit Lions, 1987

***DAWKINS, BRIAN**, SS (1995)
Philadelphia Eagles, 1996-07
1996 All-Rookie; 1999,01,02,04,05,06 Pro Bowl; 2001,02,04,06 All-Pro

DIGGS, BUBBA, TE (1981)
Washington Federals (USFL), 1983

DINGLE, ADRIAN, DE (1998)
San Diego Chargers, 1999-04

DOLCE, CHRIS, OG (1979)
Washington Federals (USFL), 1983

DOWNER, COLE, TE (2005)
Amsterdam Admirals (NFLE), 2006

DRIVER, STACY, TB (1985)
Cleveland Browns, 1987 (replacement player)

DUKES, MIKE, LB (1958)
Houston Oilers, 1960-63
Boston Patriots, 1964,65
New York Jets, 1965

DUNN, K.D., TE (1984)
Tampa Bay Buccaneers, 1985
Washington Redskins, 1987
New York Jets, 1988
Montreal Machine (WLAFL), 1991

DURHAM, STEVE, DE (1980)
Baltimore Colts, 1982

***EASON, NICK**, DT (2002)
Denver Broncos, 2003
Scottish Claymores (NFLE), 2003
Cleveland Browns, 2004-06
Pittsburgh Steelers, 2007

EDWARDS, ANTWAN, CB (1998)
Green Bay Packers, 1999-03
Miami Dolphins, 2004
Atlanta Falcons, 2005
First-round draft pick, 1999

EPPE, ROY, DB (1977)
Tampa Bay Bandits (USFL), 1983
Arizona Wranglers (USFL), 1984

EVANS, LEOMONT, FS (1995)
Washington Redskins, 1996-99
Los Angeles Xtreme (XFL), 2001

FARR, JAMES, OG (1983)
Washington Federals (USFL), 1984
Orlando Renegades (USFL), 1985

FLAGLER, TERENCE, TB (1986)
San Francisco 49ers, 1987-89
Dallas Cowboys, 1990
Phoenix Cardinals, 1990,91
First-Round Draft Choice, 25th player chosen, 1987; 1988 and 1989 Super Bowl Champion

FLOWERS, KENNY, TB (1986)
Atlanta Falcons, 1987,1989

FRITTS, GEORGE, OT (1941)
Philadelphia Eagles, 1945

***FRY, DUSTIN**, C (2006)
Saint Louis Rams, 2007

***FUDGE, JAMAAL**, S (2005)
Jacksonville Jaguars, 2006,07

FULLER, STEVE, QB (1978)
Kansas City Chiefs, 1979-83
Los Angeles Rams, 1983
Chicago Bears, 1984-87
San Diego Chargers, 1988
First-Round Draft Choice, 23rd player chosen, 1979; 1985 Super Bowl Champion

***GADDIS, C.J.**, CB (2006)
Atlanta Falcons, 2007

GAGE, BOBBY, TB (1948)
Pittsburgh Steelers, 1949,50
First-round draft pick, sixth player chosen, 1948

GAMBLE, JASON, C (1998)
Scottish Claymores (NFLE), 2000
Orlando Rage (XFL), 2001

GARDNER, ROD, WR (2000)
Washington Redskins, 2001-04
Carolina Panthers, 2005
Green Bay Packers, 2005
Kansas City Chiefs, 2006
First-Round Draft Choice 2001



Defensive end Charles Bennett (2002-05) has played the past two seasons in the NFL with the Tampa Bay Buccaneers.

Pro Players (All Leagues)



GARDOCKI, CHRIS, P/PK (1990)
Chicago Bears, 1991-94
Indianapolis Colts, 1995-98
Cleveland Browns, 1999-03
Pittsburgh Steelers, 2004-06
1996 Pro Bowl
2005 Super Bowl Champion

GETER, ERIC, DB (1992)
Las Vegas Posse (CFL), 1994

GREENE, NEALON, QB (1997)
Toronto Argonauts (CFL), 1998-01
Saskatchewan Roughriders (CFL), 2002-05
Montreal Alouettes (CFL), 2006

GRIFFIN, STEVE, TB (1986)
Atlanta Falcons, 1987

HALL, BEN, TE (2004)
Arizona Cardinals, 2005
Amsterdam Admirals (NFLE), 2006,07

HALL, DELTON, CB (1986)
Pittsburgh Steelers, 1987-91
San Diego Chargers, 1992,93
1987 All-Rookie Team

HALL, HOLLIS, DB (1981)
Arizona Wranglers (USFL), 1983
Houston Gamblers (USFL), 1984

HALL, LAMONT, TE (1997)
Rhein Fire (NFLE), 1999
Green Bay Packers, 1999
New Orleans Saints, 2000-05

***HAMILTON, DERRICK**, DT (2003)
San Francisco 49ers, 2004-06
Tampa Bay Buccaneers, 2007

HAMMOND, VANCE, DT (1990)
Sacramento Goldminers (CFL), 1994

HARRELL, RICKY, C (1972)
New York Jets, 1973

HARRIS, RUDY, FB (1992)
Tampa Bay Buccaneers, 1993,94

HATCHER, DALE, P (1984)
Los Angeles Rams, 1985-89, 91
Miami Dolphins, 1993
1985 All-Pro, 1985 All-Rookie, 1985 Pro Bowl; First Kicker Chosen in 1985 Draft

HAYES, RUDY, LB (1958)
Pittsburgh Steelers, 1959,60,62

HEADEN, ANDY, LB (1982)
New York Giants, 1983-88
1986 Super Bowl Champion

HEFNER, LARRY, LB (1971)
Green Bay Packers, 1972-75

HENDERSON, JEROME, CB (1990)
New England Patriots, 1991-93, 96
Buffalo Bills, 1993,94
Philadelphia Eagles, 1995
New York Jets, 1997,98
Played in 1994 and 1996 Super Bowl

HENDLEY, DICK, QB (1950)
Pittsburgh Steelers, 1951

HENRY, WILLIAM, OT (2003)
Frankfurt Galaxy (NFLE), 2005
Seattle Seahawks, 2005

***HILL, LEROY**, LB (2004)
Seattle Seahawks, 2005-07

***HILL, TYE**, CB (2005)
Saint Louis Rams, 2006,07
First-Round Draft Choice, 2006; All-Rookie Team, 2006

HORNE, TONY, WR (1997)
Saint Louis Rams, 1998-00
1999 Super Bowl Champion; NFL Kick-off Return Champion, 1999

HUDSON, BILL, DT (1956)
Montreal Alouettes (CFL), 1957-60
San Diego Chargers, 1961,62
Boston Patriots, 1963
1962 Pro Bowl

HUDSON, BOB, DE/LB/DB (1950)
New York Giants, 1951,52
Philadelphia Eagles, 1953-55,57,58
Washington Redskins, 1959
Dallas Texans, 1960



Linebacker Levon Kirkland (1988-91) was an 11-year NFL veteran, two-time Pro Bowl pick, and member of the 1990s All-Decade team.

Denver Broncos, 1960,61

HULSEY, COREY, OG (1998)
Buffalo Bills, 2001
Oakland Raiders, 2003-06

IGWEBUIKE, DONALD, PK (1984)
Tampa Bay Buccaneers, 1985-89
Minnesota Vikings, 1990
Baltimore (CFL), 1994

INABINET, CLARENCE, OG (1935)
Rochester Tigers, 1936

JACKSON, STEVEN, FB (2005)
Carolina Panthers, 2006

***JAMISON, BRANDON**, LB (2002)
Atlanta Falcons, 2005
Carolina Panthers, 2006,07

JAMISON, VONTRELL, DE (2004)
Dallas Cowboys, 2005

JENKINS, RALPH, C (1946)
Pittsburgh Steelers, 1947

JENNINGS, KEITH, WR (1988)
Dallas Cowboys, 1989
Montreal Machine (WLA), 1991
Chicago Bears, 1991-97
Las Vegas Outlaws (XFL), 2001

JOHNSON, JOHN, OLB (1990)
San Francisco 49ers, 1991-93
Cincinnati Bengals, 1994
New Orleans Saints, 1995

JOHNSON, TRACY, FB (1988)
Houston Oilers, 1989
Atlanta Falcons, 1990,91
Seattle Seahawks, 1992-95
Tampa Bay Buccaneers, 1996

JOLLY, TERRY, DT (2000)
Barcelona Dragons (NFLE), 2002

JONES, CHRIS, LB (1998)
Barcelona Dragons (NFLE), 2000

JORDAN, HOMER, QB (1982)
Saskatchewan Roughriders (CFL), 1983-85
Ottawa Roughriders (CFL), 1985
Winnipeg Blue Bombers (CFL), 1986
Cleveland Browns, 1987 (replacement player)

KENNEY, STEVE, OT (1978)
Philadelphia Eagles, 1979-86
Detroit Lions, 1986,87
1980 Super Bowl participant

KINARD, TERRY, DB (1982)
New York Giants, 1983-89
Houston Oilers, 1990
First-Round Draft Choice, 10th player chosen, 1983; 1983 All-Rookie Team; 1986 Super Bowl Champion; 1988 Pro Bowl

KIRKLAND, LEVON, OLB (1991)
Pittsburgh Steelers, 1992-00
Seattle Seahawks, 2001
Philadelphia Eagles, 2002
Played in 1996 Super Bowl; 1996,97 Pro Bowl; 1996,97 All-Pro; NFL All-Decade Team (1990s)

LATIMER, AL, DB (1978)
Philadelphia Eagles, 1979
San Francisco 49ers, 1980
Winnipeg Blue Bombers (CFL), 1981
Detroit Lions, 1982-84

LEAKE, JOHN, LB (2003)
Atlanta Falcons, 2005,06
Green Bay Packers, 2005

MACK, KEVIN, RB (1983)
Los Angeles Express (USFL), 1984
Cleveland Browns, 1985-93
1985, 1987 Pro Bowl; 1985 All-Rookie Team

MACK, TERENCE, DE (1986)
Saint Louis Cardinals, 1987

MANCE, BRIAN, CB (2002)
Amsterdam Admirals (NFLE), 2004

MASS, WAYNE, T (1967)
Chicago Bears, 1968-70
Miami Dolphins, 1971
New England Patriots, 1972
Philadelphia Eagles, 1972

MATHEWS, RAY, End (1950)
Pittsburgh Steelers, 1951-59
Dallas Cowboys, 1960
Calgary Stampeders (CFL), 1961
1952, 1953, 1955 NFL Pro Bowl

MATHIS, BILL, RB (1959)
New York Titans, 1960-62
New York Jets, 1963-69
1968 Super Bowl Champion; 1961 All-Pro; 1961, 1963 AFL Pro Bowl

McCALL, JEFF, FB/TE (1982)
Los Angeles Raiders, 1983 (taxi squad)

McCANLESS, JIM, OG (1958)
Houston Oilers, 1960

McCLEON, DEXTER, CB (1996)
Saint Louis Rams, 1997-02
Kansas City Chiefs, 2003-05
Houston Texans, 2006
1999 Super Bowl Champion

McCULLOUGH, RICHARD, DT (1988)
Denver Broncos, 1989,90

McDANIEL, ED, ILB (1991)
Minnesota Vikings, 1992-01
1998 Pro Bowl

McFADDEN, BANKS, B (1939)
Brooklyn Dodgers, 1940

McGLOCKTON, CHESTER, DT (1991)
Oakland Raiders, 1992-97
Kansas City Chiefs, 1998-00
Denver Broncos, 2001,02
New York Jets, 2003
1994-96 All-Pro; 1994-97 Pro Bowl

McKENZIE, DAMONTE, DT (1998)
Dallas Cowboys, 2000
Rhein Fire (NFLE), 2002
Amsterdam Admirals (NFLE), 2003

McMAKIN, JOHN, TE (1971)
Pittsburgh Steelers, 1972-74
Detroit Lions, 1975
Seattle Seahawks, 1976
1974 Super Bowl Champion

McNEAL, BRYANT, DE (2002)
Denver Broncos, 2003,04
Seattle Seahawks, 2005
Oakland Raiders, 2006

McSWAIN, CHUCK, RB (1982)
Dallas Cowboys, 1983,84
New England Patriots, 1987

McSWAIN, ROD, DB (1983)
New England Patriots, 1984-90
Played in 1986 Super Bowl

***MILLER, JUSTIN**, CB (2004)
New York Jets, 2005-07
2006 Pro Bowl

MILTON, ELDRIDGE, LB (1985)
Chicago Bears, 1987

MOORE, OTIS, DT (1989)
Birmingham Fire (WLA), 1991,92

MORGAN, DWAYNE, OT (1995)
Toronto Argonauts (CFL), 1998,99,02
Atlanta Falcons, 2003

MULLIGAN, WAYNE, C (1969)
Saint Louis Cardinals, 1969-73
New York Jets, 1974,75

OLSON, HAROLD, OT (1959)
Buffalo Bills, 1960-62
Denver Broncos, 1963,64
1962 All-Pro

OLSZEWSKI, HARRY, OG (1967)
Montreal Alouettes (CFL), 1969,70

O'NEAL ROBERT, FS (1992)
Indianapolis Colts, 1993-95
Amsterdam (World League), 1996,97

PAGLIEI, JOE, B (1955)
Calgary Stampeders (CFL), 1956
Philadelphia Eagles, 1959
New York Titans, 1960

PATTON, BOB, OT (1951)
New York Giants, 1952

PEEPLES, KEN, OG (1974)
Winnipeg Blue Bombers (CFL), 1975

PERRY, MICHAEL DEAN, DT (1987)
Cleveland Browns, 1988-94
Denver Broncos, 1995-97
Kansas City Chiefs, 1997
1988 All-Rookie Team; 1989-91, 1993 All-Pro; 1989-91, 1993,94,96 Pro Bowl

PERRY, WILLIAM, MG/FB (1984)
Chicago Bears, 1985-1992
Philadelphia Eagles, 1993,94
London Monarchs, 1996
1985 Super Bowl Champion; 1985 All-Rookie Team; First-Round Draft Choice, 22nd player chosen, 1985

Pro Players (All Leagues)

PLEASANT, REGGIE, CB (1984)
Atlanta Falcons, 1985
Tampa Bay Buccaneers, 1986
Toronto Argonauts (CFL), 1987-94
Edmonton Eskimos (CFL), 1996,97
1988 All-CFL; 1988-91 All-Division;
1991 Grey Cup Champion; All-time
interception record Toronto Argonauts

POOLE, BOB, End (1963)
San Francisco 49ers, 1964,65
Houston Oilers, 1966,67

POTTS, ROBERT, T (1919)
Frankford Yellow Jackets, 1926
NFL World Champion, 1926

PRIESTER, RAYMOND, RB (1997)
Tennessee Oilers, 1998

***PROCTOR, WILL**, QB (2006)
Montreal Alouettes (CFL), 2007

***PRYCE, TREVOR**, DT (1996)
Denver Broncos, 1997-05
Baltimore Ravens, 2006,07
First-Round Draft Choice, 28th player
chosen, 1997; 1997,98 Super Bowl
Champion; 1999-02 Pro Bowl

REESE, ARCHIE, DE (1977)
San Francisco 49ers, 1978-81
1981 Super Bowl Champion
Los Angeles Raiders, 1982,83
1983 Super Bowl Champion
Pittsburgh Maulers (USFL), 1984

REEVES, MARION, TB (1973)
Philadelphia Eagles, 1974
Winnipeg Blue Bombers (CFL), 1975,76

REMBERT, JOHNNY, LB (1982)
New England Patriots, 1983-92
1988 All-Pro; 1988 Pro Bowl

RIGGS, JIM, TE (1986)
Cincinnati Bengals, 1987-92
Washington Redskins, 1993


ROBINSON, JAMES, DT (1983)
Los Angeles Express (USFL), 1984,85

ROME, STAN, WR (1975)
Kansas City Chiefs, 1979-82
Washington Federals (USFL), 1983

ROUNTREE, GLENN, G (1997)
Carolina Panthers, 1998
Denver Broncos, 1999
Barcelona Dragons (NFLE), 2000
Memphis Maniax (XFL), 2001

ROUSE, WARDELL, OLB (1994)
Tampa Bay Buccaneers, 1995,96
Rhein Fire (NFLE), 1998

RYANS, LARRY, WR (1992)
Detroit Lions, 1993
Tampa Bay Buccaneers, 1996
Rhein Fire (NFLE), 1998,99
Los Angeles Xtreme (XFL), 2001



Anthony Waters (2003-06) was a member of the 2007 Chargers.

SAPP, PATRICK, OLB (1995)
San Diego Chargers, 1996,97
Arizona Cardinals, 1998,99
Memphis Maniax (XFL), 2001

SAUVE, JEFF, PK (1995)
Rhein Fire (NFLE), 1999

SCOTT, JIM, DL (1983)
Orlando Renegades (USFL), 1985

SCOTT, RANDY, LB (1978)
Winnipeg Blue Bombers (CFL), 1980
Calgary Stampeders (CFL), 1980

SHEPPARD, ASHLEY, OLB (1992)
Minnesota Vikings, 1993-95
Jacksonville Jaguars, 1995
Los Angeles Rams, 1995

SIMMONS, ANTHONY, LB (1997)
Seattle Seahawks, 1998-04
First-Round Draft Choice, 15th player
chosen, 1998

SIMMONS, WAYNE, OLB (1992)
Green Bay Packers, 1993-96
Kansas City Chiefs, 1997,98
1993 All-Rookie Team; 1996 Super Bowl Champion

SIMS, MARVIN, FB (1979)
Baltimore Colts, 1980,81

SMITH, AKIL, OT (2001)
Washington Redskins, 2002
Barcelona Dragons (NFLE), 2003

SMITH, EMORY, FB (1995)
Scottish Claymores (NFLE), 1999

SMITH, RICHARD, DB (1988)
Raleigh-Durham Skyhawks (WLAFL), 1991

SMITH, RONNIE, LB (1977)
Saskatchewan Roughriders (CFL), 1980

STEPHENS, DARNELL, OLB (1995)
Tampa Bay Buccaneers, 1995,96

***STUCKEY, CHANSI**, WR (2006)
New York Jets, 2007

STUCKEY, JIM, DT (1979)
San Francisco 49ers, 1980-86
New York Jets, 1986
San Diego Chargers, 1987
First-Round Draft Pick, 20th player
chosen, 1980; 1981 and 1984 Super
Bowl Champion

SWIFT, BOB, FB/C/G (1963)
British Columbia Lions (CFL), 1964,65
Toronto Argonauts (CFL), 1966-70
Winnipeg Blue Bombers (CFL), 1971-78
1972,74 All-Pro

TESTERMAN, DON, RB (1975)
Seattle Seahawks, 1976-78
Washington Redskins, 1979
Miami Dolphins, 1980

THOMAS, DOUG, WR (1990)
Seattle Seahawks, 1991-93

THOMAS, RODNEY, LB (2002)
Amsterdam Admirals (NFLE), 2004

THOMPSON, DAVE, C/OG/T (1970)
Detroit Lions, 1971-73
New Orleans Saints, 1974,75

THORSLAND, OSCAR, End (1962)
Ottawa Roughriders (CFL), 1963

TIMMONS, CHARLIE, B (1941)
Brooklyn Dodgers, 1946

TINSLEY, SID, TB (1944)
Pittsburgh Steelers, 1945

TRAPP, JAMES, DB (1992)
Oakland Raiders, 1993-98
Baltimore Ravens, 1999-02
Jacksonville Jaguars, 2003
2000 Super Bowl Champion

TREADWELL, DAVID, PK (1987)
Denver Broncos, 1989-92
New York Giants, 1993,94
1989 Pro Bowl; 1989 All-Rookie Team

TRIPLETT, DANNY, LB (1982)
Washington Federals (USFL), 1984

TUTEN, RICH, DL (1978)
Ottawa Roughriders (CFL), 1980

TUTTLE, PERRY, WR (1981)
Buffalo Bills, 1982,83
First-Round Draft Choice, 1982
Tampa Bay Buccaneers, 1984
Atlanta Falcons, 1984
Winnipeg Blue Bombers (CFL), 1986-91
1987 All-CFL; 1990 Grey Cup Champion; Inducted
into Winnipeg Blue Bombers Hall of Fame, 1997

VAUGHN, KHALEED, DE (2003)
Atlanta Falcons, 2004
Carolina Panthers, 2005

WALKER, GREGORY, OG (2003)
New York Giants, 2004

WALLS, HENRY, LB (1985)
New York Jets, 1987 (replacement player)
Montreal Machine (WLAFL), 1991

WALTERS, JOEY, WR/DB (1976)
Winnipeg Blue Bombers (CFL), 1977
Saskatchewan Roughriders (CFL), 1977,78,80-82
British Columbia Lions (CFL), 1979
Washington Federals (USFL), 1983,84
Orlando Renegades (USFL), 1985
Houston Oilers, 1987
1982 All-CFL; Set CFL receiving record, 1982

WASHINGTON, DONNELL, DT (2003)
Green Bay Packers, 2004,05

WASHINGTON, JAY, RB (1973)
Winnipeg Bombers (CFL), 1974-79
Saskatchewan Roughriders (CFL), 1980
CFL Rushing Leader, 1976

***WATERS, ANTHONY**, LB (2006)
San Diego Chargers, 2007

WATERS, CHARLIE, CB (1969)
Dallas Cowboys, 1970-78,80,81
1971 and 1977 Super Bowl Champion;
1977, 1978 All-Pro; 1976-78 Pro Bowl;
Selected to All-Time Cowboys team

WELLS, JOEL, B (1956)
Montreal Alouettes (CFL), 1957-60
New York Giants, 1961

WHITE, HARVEY, QB (1959)
Boston Patriots, 1960
First player ever signed by Patriots

***WHITEHURST, CHARLIE**, QB (2005)
San Diego Chargers, 2006,07

WHITLEY, CURTIS, C (1991)
San Diego Chargers, 1992-94
Played in 1995 Super Bowl
Carolina Panthers, 1995,96
1995 All-Pro by **Sports Illustrated**
Oakland Raiders, 1997

WILLIAMS, BRETT, DE (1996)
Seattle Seahawks, 1998

WILLIAMS, KEITH, LB (1986)
Los Angeles Raiders, 1987 (replacement player)

WILLIAMS, PERRY, CB (1986)
New England Patriots, 1987 (replacement player)

WILLIAMS, RAY, WR (1986)
Cleveland Browns, 1987 (replacement player)

WILLIAMS RONALD, RB (1992)
Hamilton Tigercats (CFL), 1997-01
Edmonton Eskimos (CFL), 2002

WITHERSPOON, DERRICK, RB (1993)
Shreveport Pirates, 1994
Philadelphia Eagles, 1995-97

WITHERSPOON, TERRY, FB (2000)
Dallas Cowboys, 2001

WOOLFORD, DONNELL, CB (1988)
Chicago Bears, 1989-96
Pittsburgh Steelers, 1997
Carolina Panthers, 1998
1993 Pro Bowl

WORTHY, FRED, End (1983 track)
Oakland Invaders (USFL), 1984

YOUNGBLOOD, KEVIN, WR (2003)
Atlanta Falcons, 2004-06

* - active; Note: Super Bowl years are seasons, not year played; includes outdoor football only; includes practice squad players.

Most NFL Games

Player	Years	Seasons	GP
Chris Gardocki	1991-06	16	244
Jeff Bostic	1980-93	14	184
Chester McGlockton	1992-03	12	179
Levon Kirkland	1992-02	11	176
Jeff Bryant	1982-93	12	175
Brentson Buckner	1994-05	12	174
Brian Dawkins	1996-07	12	167
Charlie Waters	1970-82	11	160
James Trapp	1993-03	11	149
Michael Dean Perry	1988-97	10	148
Dexter McCleon	1997-06	10	148
Trevor Pryce	1997-07	11	142
William Perry	1986-95	10	138
Bill Mathis	1960-69	10	137
Dwight Clark	1979-87	9	134
Joe Bostic	1979-88	10	132
Terry Allen	1991-01	10	130
Johnny Rembert	1983-92	10	126
Donnell Woolford	1989-97	9	126
Ed McDaniel	1992-01	10	125
Terry Kinard	1983-90	8	121
Tracy Johnson	1989-96	8	121

Note: Years are total seasons played at least one game; years lost to injury do not count; **bold** denotes active player.

Most NFL Seasons

Player	Years	GP	Seasons
Chris Gardocki	1991-06	244	16
Jeff Bostic	1980-93	184	14
Jeff Bryant	1982-93	175	12
Chester McGlockton	1992-03	179	12
Brentson Buckner	1994-05	174	12
Brian Dawkins	1996-07	167	12
Charlie Waters	1970-82	160	11
Levon Kirkland	1992-02	176	11
James Trapp	1993-03	149	11
Trevor Pryce	1997-07	142	11
Ray Mathews	1951-60	114	10
Bob Hudson	1951-61	106	10
Bill Mathis	1960-69	137	10
Bennie Cunningham	1975-85	118	10
Joe Bostic	1979-88	132	10
Johnny Rembert	1983-92	126	10
William Perry	1986-95	138	10
Michael Dean Perry	1988-97	148	10
Terry Allen	1991-02	130	10
Ed McDaniel	1992-01	125	10
Dexter McCleon	1997-06	148	10

Note: Years are total seasons played at least one game; years lost to injury do not count; **bold** denotes active player.



Anthony Simmons (1995-97) played seven seasons with the Seahawks after being the 15th player selected in the 1998 draft.

NFL Alumni Honors



NFL All-Decade Team

1990s - Levon Kirkland, LB, Steelers

NFL Player-of-the-Year

1982 - ^Dwight Clark, WR, 49ers

AFC Rookie-of-the-Year

1979 - *Jerry Butler, WR, Bills

All-Rookie Team

1979 - Jerry Butler, WR, Bills
Joe Bostic, OG, Cardinals
1980 - Jim Stuckey, DT, 49ers
1982 - Jeff Bryant, DT, Seahawks
1983 - Terry Kinard, FS, Giants
1985 - Kevin Mack, RB, Browns
William Perry, MG/FB, Bears
Dale Hatcher, P, Rams
1987 - Delton Hall, CB, Steelers
1988 - Michael Dean Perry, DT, Browns
1989 - David Treadwell, PK, Broncos
1993 - Wayne Simmons, OLB, Packers
1996 - Brian Dawkins, SS, Eagles
1998 - Lorenzo Bromell, DE, Dolphins
2001 - Rod Gardner, WR, Redskins
2006 - Tye Hill, CB, Rams
2007 - Gaines Adams, DE, Buccaneers

All-Pro Selections

1952 - Ray Mathews, RB, Steelers
1961 - Bill Mathis, FB, Jets
1962 - Harold Olson, T, Bills
1977 - Charlie Waters, DB, Cowboys
1978 - Charlie Waters, DB, Cowboys
1981 - Dwight Clark, WR, 49ers

1982 - Dwight Clark, WR, 49ers
1983 - Jeff Bostic, C, Redskins
1985 - Dale Hatcher, P, Rams
1988 - ^Johnny Rembert, LB, Patriots
1989 - Michael Dean Perry, DT, Browns
David Treadwell, PK, Broncos
1990 - Michael Dean Perry, DT, Browns
1991 - Michael Dean Perry, DT, Browns
1992 - Michael Dean Perry, DT, Browns
1993 - Michael Dean Perry, DT, Browns
1994 - Michael Dean Perry, DT, Browns
Chester McGlockton, DT, Raiders
Terry Allen, RB, Vikings
1995 - Chester McGlockton, DT, Raiders
^Curtis Whitley, C, Panthers
1996 - Chester McGlockton, DT, Raiders
Chris Gardocki, P, Colts
Terry Allen, TB, Redskins
Levon Kirkland, LB, Steelers
Michael Dean Perry, DT, Broncos
1997 - Levon Kirkland, LB, Steelers
1999 - Trevor Pryce, DT, Broncos
Tony Horne, KR, Rams
2000 - Trevor Pryce, DT, Broncos
2001 - Brian Dawkins, DB, Eagles
2002 - Brian Dawkins, DB, Eagles
2004 - Brian Dawkins, DB, Eagles
2006 - Brian Dawkins, DB, Eagles

Pro Bowl Selections

1952 - Ray Mathews, HB, Steelers
1953 - Ray Mathews, HB, Steelers
1955 - Ray Mathews, HB, Steelers
1961 - Bill Mathis, RB, Jets
1962 - Bill Hudson, DT, Chargers

1963 - Bill Mathis, RB, Jets
1976 - Charlie Waters, DB, Cowboys
1977 - Charlie Waters, DB, Cowboys
1978 - Charlie Waters, DB, Cowboys
1980 - Jerry Butler, WR, Bills
1982 - Dwight Clark, WR, 49ers
1983 - Dwight Clark, WR, 49ers
Jeff Bostic, C, Redskins
1985 - Kevin Mack, RB, Browns
Dale Hatcher, P, Rams
1987 - Kevin Mack, RB, Browns
1988 - Johnny Rembert, LB, Patriots
Terry Kinard, FS, Giants
1989 - Michael Dean Perry, DT, Browns
David Treadwell, PK, Broncos
Johnny Rembert, LB, Patriots
1990 - Michael Dean Perry, DT, Browns
1991 - Michael Dean Perry, DT, Browns
1993 - Michael Dean Perry, DT, Browns
Donnell Woolford, CB, Bears
1994 - Michael Dean Perry, DT, Browns
Chester McGlockton, DT, Raiders
1995 - Chester McGlockton, DT, Raiders
Michael Dean Perry, DT, Broncos
Levon Kirkland, ILB, Steelers
Chris Gardocki, P, Colts
Terry Allen, TB, Redskins
1997 - Chester McGlockton, MG, Raiders
Levon Kirkland, LB, Steelers
1998 - Ed McDaniel, LB, Vikings
1999 - Brian Dawkins, DB, Eagles
Trevor Pryce, DT, Broncos
2000 - Trevor Pryce, DT, Broncos
2001 - Brian Dawkins, DB, Eagles

Trevor Pryce, DT, Broncos
2002 - Brian Dawkins, DB, Eagles
Trevor Pryce, DT, Broncos
2004 - Brian Dawkins, DB, Eagles
2005 - Brian Dawkins, DB, Eagles
2006 - Brian Dawkins, DB, Eagles
Justin Miller, KR, Jets

Note: By season, not calendar year.

Led League in a Category

1940 - Banks McFadden, Dodgers
NFL in Yards/Rushing Attempt
1955 - Fred Cone, Packers
NFL in Field Goals (16-24)
Ray Mathews, Steelers
NFL Punt Returns for Touchdowns
1981 - Dwight Clark, 49ers
NFC in Receptions
1982 - Dwight Clark, 49ers
NFC in Yardage, NFL in Receptions
1985 - Dale Hatcher, Rams
NFL in Net Punting
1989 - David Treadwell
AFC in Scoring
1996 - Chris Gardocki, Colts
NFL in Net Punting
Terry Allen, Redskins
NFL in Touchdowns
1999 - Tony Horne, Rams
NFL in Kickoff Return Average
2006 - Justin Miller, Jets
NFL in Kickoff Return Average

* - UPI, The Sporting News; ^ - Sports Illustrated

NFL Alumni Games Played & Seasons

Player, Pos.	GP	Yrs	Rd	Pick
Rahim Abdullah, OLB	29	2	2	45
Gaines Adams, DE	16	1	1	4
Keith Adams, LB	88	7	7	232
Terry Allen, TB	130	10	9	241
Obed Ariri, PK	18	2	7	178
Cliff Austin, RB	58	5	3	66
Bob Baldwin, B	9	1		FA
Mike Barber, LB	51	5		FA
Gary Barnes, OE	60	5	3	41
Dan Benish, DT	55	5		FA
Charles Bennett, DE	3	1	7	241
Jeff Bostic, C	184	14		FA
Joe Bostic, OG	132	10	3	64
Lorenzo Bromell, DE	77	7	4	102
Jonathan Brooks, LB	20	2	4	92
Jeff Bryant, DT	175	12	1	6
Brentson Buckner, DT	174	12	2	50
Jim Bundren, C	27	4	7	210
Jerry Butler, WR	88	7	1	5
John Cagle, DT/LB/G	6	1	14	344
Ken Callicut, TB	66	5		FA
Robert Carswell, SS	18	2	7	244
OJ Childress, LB	4	2	7	231
Bill Chipley, E/DB	30	3	8	57
Don Chuy, OG	82	7	5	67
Vince Ciurciu, FB/LB	50	5		FA
Dwight Clark, WR	134	9	10	249
Doug Cline, LB	95	7	14	168
James Coley, TE	23	2		FA
Fred Cone, B/PK	94	8	3	27
Lou Cordileone, OT	75	6	1	12
Darrel Crutchfield, CB	4	1		FA
Bennie Cunningham, TE	118	10	1	28
Airese Currie, WR	1	1	5	140
Woodrow Dantzler, RB	14	2		FA
Billy Davis, DB	1	1		FA
Dexter Davis, CB	59	5	4	86
Jeff Davis, LB	83	6	5	128

Ty Davis, CB	7	1	3	58
Brian Dawkins, SS	167	12	2	61
Adrian Dingle, DE	70	5	5	139
Stacy Driver, TB	2	1		FA
Mike Dukes, LB	81	6	14	162
K.D. Dunn, TE	33	5	5	116
Steve Durham, DE	8	1	6	145
Nick Eason, DT	30	3	4	114
Antwan Edwards, CB	71	7	1	25
Leomont Evans, FS	59	4	5	138
Terrence Flagler, TB	41	5	1	25
Kenny Flowers, TB	16	2	2	31
George Fritts, OT	10	1		FA
Dustin Fry, C	4	1	5	139
Jamaal Fudge, DB	20	2		FA
Steve Fuller, QB	90	7	1	23
Bobby Gage, TB	22	2	1	6
Rod Gardner, WR	91	6	1	15
Chris Gardocki, P/PK	244	16	3	78
Marrio Grier, FB	32	2	6	195
Steve Griffin, TB	4	1		FA
Delton Hall, CB	76	6	2	38
Lamont Hall, TE	94	6		FA
Derrick Hamilton, WR	2	2	3	77
Rick Harrell, C	4	1	6	155
Rudy Harris, FB	18	2	4	91
Dale Hatcher, P	99	7	3	77
Rudy Hayes, LB	28	3	20	235
Andy Headen, LB	74	6	8	205
Larry Hefner, LB	34	4	14	346
Jerome Henderson, CB	98	8	2	41
Dick Hendley, QB	7	1	22	262
Leroy Hill, LB	44	3	3	98
Tye Hill, CB	24	2	1	15
Tony Horne, WR	39	3		FA
Bill Hudson, DT	32	3	3	34
Bob Hudson, DE/LB/DB	106	10	12	146
Corey Hulsey, OG	39	5		FA
Donald Igwebuike, PK	80	6	10	260

Ralph Jenkins, C		1	16	138
Keith Jennings, WR	92	8	5	113
John Johnson, OLB	46	5	2	53
Tracy Johnson, FB	121	8	10	271
Steve Kenney, OT	89	7		FA
Terry Kinard, DB	121	8	1	10
Levon Kirkland, OLB	176	11	2	38
Al Latimer, DB	40	4		FA
John Leake, LB	25	2		FA
Kevin Mack, RB	99	9		FA
Terrence Mack, DE	5	1		FA
Wayne Mass, T	59	5	4	99
Ray Mathews, End	114	10	7	81
Bill Mathis, RB	137	10	8	88
Jim McCanless, OG	1	1		FA
Dexter McCleon, CB	147	10	2	40
Richard McCullough, DT	16	2	4	97
Ed McDaniel, ILB	125	10	5	125
Banks McFadden, B	11	1	1	4
Chester McGlockton	179	12	1	16
John McMakin, TE	60	5	3	63
Chuck McSwain, RB	19	3	5	135
Rod McSwain, DB	90	7	3	63
Justin Miller, CB	34	3	2	57
Eldridge Milton, LB	3	1		FA
Dwayne Morgan, OT	5	1		FA
Wayne Mulligan, C	87	7	8	201
Harold Olson, OT	70	5	2	13
Robert O'Neal, FS	2	1	6	164
Joe Pagliei, B	18	2		FA
Bob Patton, OT	12	1	5	59
Michael Dean Perry, DT	148	10	2	50
William Perry, MG/FB	138	10	1	22
Reggie Pleasant, CB	3	1	6	152
Bob Poole, E	50	4	8	102
Robert Potts, T	16	1		FA
Trevor Pryce, DT	142	11	1	28
Archie Reese, DE	83	6	5	127
Marion Reeves, TB	14	1		FA

Johnny Rembert, LB	126	10	4	101
Jim Riggs, TE	82	7	4	103
Stan Rome, WR	42	4		FA
Wardell Rouse, OLB	16	1	6	179
Larry Ryans, WR	3	1		FA
Patrick Sapp, OLB	63	4	2	50
Charley Sarratt, QB	8	1	12	101
Ashley Sheppard, OLB	21	3	4	106
Anthony Simmons, LB	87	7	1	15
Wayne Simmons, OLB	90	6	1	15
Marvin Sims, FB	32	2	12	324
Darnell Stephens, OLB	14	2		FA
Jim Stuckey, DT	93	7	1	20
Don Testerman, RB	49	4	10	282
Doug Thomas, WR	39	3	2	51
Dave Thompson, C/OG/T	56	5	2	30
Charlie Timmons, B	13	1	19	176
Sid Tinsley, TB	9	1		FA
James Trapp, DB	149	11	3	72
David Treadwell, PK	93	6		FA
Perry Tuttle, WR	24	3	1	19
Khaleed Vaughn, DE	3	2		FA
Gregory Walker, OG	7	1		FA
Henry Walls, LB	3	1		FA
Joey Walters, WR/DB	5	1		FA
Charlie Waters, CB	160	11	3	66
Joel Wells, B	14	1	2	18
Harvey White, QB^	9	1	1	NA
Charlie Whitehurst, QB	2	1	3	81
Curtis Whitley, C	72	6	5	117
Perry Williams, CB	3	1		FA
Derrick Witherspoon, RB	34	3		FA
Terry Witherspoon, RB	3	1		FA
Donnell Woolford, CB	126	9	1	11
Kevin Youngblood, WR	1	1		FA

^ - one of many first-round AFL selections; FA - free agent; Note: List includes players who have appeared in at least one game.

NFL Draft Picks

Date	Rd	Pick	Player, Pos.	Team
12-9-38	5	40	Don Willis, B	Giants
	16	142	Gus Goins, E	Cardinals
12-9-39	1	4	*Banks McFadden, B	Dodgers
	13	120	Joe Payne, G	Giants
	18	161	Shad Bryant, B	Cardinals
12-22-41	5	35	Joe Blalock, E	Lions
	19	176	*Charlie Timmons, B	Redskins
4-8-43	20	189	Marion Butler, B	Bears
4-6-45	10	93	Billy Poe, B	Bears
1-14-46	6	43	Marion Woods, G	Steelers
	15	136	Jim Hough, G	Packers
	29	276	Frank Saunders, T	Packers
12-16-46	8	57	*Bill Chipley, E/DB	Yanks
	16	138	*Ralph Jenkins, C	Steelers
	27	246	Tom Salisbury, G	Giants
12-21-48	1	6	*Bobby Gage, B	Steelers
	2	14	Bobby Gage, B	Colts (AAFC)
	7	71	Frank Gillespie, G	Eagles
1-18-51	3	27	*Fred Cone, B	Packers
	7	81	*Ray Mathews, B	Steelers
	11	131	Wyndie Wyndham, LB	Yanks
	12	146	*Bob Hudson, E	Giants
	22	262	*Dick Hendley, B	Steelers
	25	300	Jackie Calvert, B	Rams
1-12-52	5	59	*Bob Patton, T	Giants
	13	148	Billy Hair, B	Packers
1-22-53	6	66	Tom Barton, G	Steelers
	10	121	Dreher Gaskins, E	Lions
	18	209	Jim Shirley, B	Bears
	29	340	Earl Wrightenberry, T	Cardinals
1-28-54	24	285	Nathan Gressette, T	Eagles
1-27-55	16	190	Clyde White, G	Eagles
	21	244	Buck George, B	Redskins
	28	334	Wingo Avery, C	Eagles
1-12-56	4	43	B.C. Inabinet, T	Colts
	22	254	Dick Marazza, T	Lions
	25	292	Billy O'Dell, B	Steelers
1-31-57	2	18	*Joel Wells, B	Packers
	3	34	*Bill Hudson, T	Cardinals
1-28-58	17	200	Bill Thomas, C	Rams
	24	280	Jim Padgett, C	Eagles
1-21-59	14	158	Jack Smith, T	Eagles
	14	162	*Mike Dukes, B	49ers
	16	192	Morris Keller, T	Colts
	20	230	Jim Payne, G	Eagles
	20	235	*Rudy Hayes, B	Steelers



William Perry was the #22 overall selection of the 1985 NFL draft by the Chicago Bears.

1960	1	12	*Lou Cordileone, T	Giants
	@		Lou Cordileone, T	Bills (AFL)
	2	13	*Harold Olson, T	Cardinals
	@		Harold Olson, T	Bills (AFL)
	@		*Harvey White, QB	Patriots (AFL)
	8	88	*Bill Mathis, HB	49ers
	@		Bill Mathis, HB	Broncos (AFL)
	14	168	*Doug Cline, FB	Giants
	@		Doug Cline, FB	Oilers (AFL)
12-5-60	12	156	Lowndes Shingler, QB	Cowboys
	9		Lowndes Shingler, QB	Raiders (AFL)
12-27-60	5	63	Ron Osborne, T	Colts
	10	134	Jimmy King, T	Cardinals
	14		Jimmy King, T	Oilers (AFL)
12-4-61	3	41	*Gary Barnes, E	Packers
	9	69	Gary Barnes, E	Titans (AFL)
	29	231	Ron Osborne, T	Oilers (AFL)
12-3-62	5	67	*Don Chuy, T	Rams
	5	38	Don Chuy, T	Oilers (AFL)
12-2-63	2	23	Pat Crain, HB	Bears
	8	102	*Bob Poole, E	49ers
	15	118	Pat Crain, HB	Oilers (AFL)
	14	190	Johnny Case, E	Colts
11-28-64	5		^John Boyette, T	Bills (AFL)
	17	237	John Boyette, T	Browns
11-27-65	7		^Randy Smith, LB	Jets (AFL)
	9		^Wayne Page, DE	Chargers (AFL)
	12	177	Ricky Johnson, T	Cardinals
	12	182	Wayne Page, DE	Bears
11-18-66			Randy Smith, LB	Falcons!
3-14-67	14	360	Floyd Rogers, T	Browns
1-30-68	3	64	*Harry Olszewski, G	Browns
	4	99	*Wayne Mass, T	Bears
	5	134	Jackie Jackson, RB	Browns
	9	230	Frank Liberatore, DB	Redskins
1-28-69	8	201	*Wayne Mulligan, C	Cardinals
	14	344	*John Cagle, LB	Patriots
1-27-70	3	66	*Charlie Waters, DB	Cowboys
	11	283	Ivan Southerland, T	Cowboys
	14	347	Jack King, G	49ers
1-28-71	2	30	*Dave Thompson, LB	Lions
2-1-72	3	63	*John McMakin, TE	Steelers
	9	217	Don Kelley, DB	Steelers
	14	346	*Larry Hetner, LB	Packers
1-30-73	6	155	*Rick Harrell, C	Jets
	11	266	Ed Seigler, PK	Bears
1-29-74	6	131	\$Jay Washington, RB	Chiefs
4-8-76	1	28	*Bennie Cunningham, TE	Steelers
	10	282	*Don Testerman, RB	Dolphins
	11	303	Craig Brantley, WR	Giants
	15	424	Gary Alexander, T	Colts
5-2-78	5	127	*Archie Reese, DT	49ers
	8	213	%Roy Eppes, DB	Jets
	11	305	Lacy Brumley, OT	Broncos

5-3-79	1	5	*Jerry Butler, WR	Bills
	1	23	*Steve Fuller, QB	Chiefs
	3	64	*Joe Bostic, OT	Cardinals
	4	92	*Jonathan Brooks, LB	Lions
	10	249	*Dwight Clark, WR	49ers
	11	277	*Stan Rome, WR	Chiefs
4-29-80	1	20	*Jim Stuckey, DT	49ers
	7	189	\$Lester Brown, RB	Cowboys
	12	324	*Marvin Sims, FB	Colts
4-28-81	6	140	*Steve Durham, DT	Seahawks
	7	178	*Obed Ariri, PK	Colts
4-27-82	1	6	*Jeff Bryant, DT	Seahawks
	1	19	\$Perry Tuttle, WR	Bills
	5	128	*Jeff Davis, LB	Buccaneers
	7	188	%Hollis Hall, DB	Chargers
	9	225	Tony Berryhill, C	Colts
	12	327	*Brian Clark, OG	Broncos
4-26-83	1	10	*Terry Kinard, FS	Giants
	3	66	*Cliff Austin, TB	Saints
	4	101	*Johnny Rembert, LB	Patriots
	5	135	*Chuck McSwain, RB	Cowboys
	7	194	*Jeff McCall, FB	Raiders
	8	205	*Andy Headen, LB	Giants
	11	282	%Danny Triplett, LB	Rams
	11	290	Bob Mayberry, OG	Seahawks
	11	298	Brian Butcher, OG	Vikings
	12	318	Frank Magwood, WR	Giants
5-1-84	3	63	*Rod McSwain, DB	Falcons
	6	143	%Jim Scott, DE	Giants
	8	213	Bob Paulling, PK	Cardinals
	11	295	Edgar Pickett, LB	Vikings
	12	320	William Devane, DT	Dolphins
	12	326	Murray Jarman, WR	Broncos
	1	11	*Kevin Mack, FB	+Browns
	2	31	%James Robinson, DT	+Giants
	3	84	%James Farr, OG	+Raiders
4-30-85	1	22	*William Perry, MG	Bears
	3	58	*Ty Davis, CB	Giants
	3	77	*Dale Hatcher, P	Rams
	5	116	*K.D. Dunn, TE	Cardinals
	6	152	\$Reggie Pleasant, CB	Falcons
	10	260	*Donald Igwebuike, PK	Buccaneers
4-28-87	1	25	*Terrence Flagler, RB	49ers
	2	31	*Kenny Flowers, TB	Falcons
	2	38	*Delton Hall, CB	Steelers
	4	103	*Jim Riggs, TE	Bengals
4-24-88	2	50	*Michael Dean Perry, DT	Browns
	3	81	Tony Stephens, MG	Saints
	12	322	James Earle, LB	Steelers
4-23-89	1	11	*Donnell Woolford, CB	Bears
	4	97	*Richard McCullough, DT	Broncos
	5	113	*Keith Jennings, WR	Cowboys
	10	257	Ty Granger, OT	Buccaneers
	10	271	*Tracy Johnson, FB	Oilers



Joel Wells was the #18 overall pick of the 1958 NFL draft by the Green Bay Packers.



Donnell Woolford was the #11 overall pick of the 1989 NFL draft by the Chicago Bears.

NFL Draft Picks



Leroy Hill (#43) and Tye Hill (#8) were drafted in consecutive years (2005,06) by the Seattle Seahawks and Saint Louis Rams, respectively. Both have gone on to start in the NFL.

Highest NFL Draft Picks

Pick	Rd	Year	Player, Pos.	Team
4	1	1940	Banks McFadden, B	Dodgers
4	1	2007	Gaines Adams, DE	Buccaneers
5	1	1979	Jerry Butler, WR	Bills
6	1	1949	Bobby Gage, QB	Steelers
6	1	1982	Jeff Bryant, DT	Seahawks
10	1	1983	Terry Kinard, FS	Giants
11	1	1989	Donnell Woolford, CB	Bears
12	1	1960	Lou Cordileone, T	Giants
13	2	1960	Harold Olson, T	Cardinals
15	1	1993	Wayne Simmons, LB	Packers
15	1	1998	Anthony Simmons, LB	Seahawks
15	1	2001	Rod Gardner, WR	Redskins
15	1	2006	Tye Hill, CB	Rams
16	1	1992	Chester McGlockton, DT	Raiders
18	2	1957	Joel Wells, B	Packers
19	1	1982	Perry Tuttle, WR	Bills
20	1	1980	Jim Stuckey, DT	49ers
22	1	1985	William Perry, MG	Bears
23	1	1979	Steve Fuller, QB	Chiefs
23	2	1963	Pat Crain, RB	Bears
25	1	1987	Terrence Flagler, RB	49ers
25	1	1999	Antwan Edwards, CB	Packers
27	3	1951	Fred Cone, RB	Packers

4-22-90	9	241	* Terry Allen, TB	Vikings
	10	260	Gary Cooper, WR	Saints
	10	274	Otis Moore, DT	Giants
4-21-91	2	41	* Jerome Henderson, CB	Patriots
	2	51	* Doug Thomas, WR	Seahawks
	2	53	* John Johnson, OLB	49ers
	3	78	* Chris Gardocki, P/PK	Bears
	4	86	* Dexter Davis, CB	Cardinals
	5	117	\$ Vance Hammond, DT	Cardinals
	10	271	Eric Harmon, OG	Eagles
	11	301	Stacy Long, OT	Bears
4-26-92	1	16	* Chester McGlockton, DT	Raiders
	2	38	* Levon Kirkland, OLB	Steelers
	5	117	* Curtis Whitley, C	Chargers
	5	125	* Ed McDaniel, ILB	Vikings
4-24-93	1	15	* Wayne Simmons, OLB	Packers
	3	72	* James Trapp, CB	Raiders
	4	91	* Rudy Harris, FB	Buccaneers
	4	106	* Ashley Sheppard, OLB	Vikings
	6	164	* Robert O'Neal, FS	Dolphins
4-24-94	2	50	* Brentson Buckner, DT	Steelers
	7	203	Andre Hewitt, OT	Browns

4-23-95	6	179	* Wardell Rouse, OLB	Buccaneers
4-20-96	2	50	* Patrick Sapp, OLB	Chargers
	2	61	* Brian Dawkins, SS	Eagles
	5	138	* Leomont Evans, FS	Redskins
4-19-97	1	28	* Trevor Pryce, DE	Broncos
	2	40	* Dexter McCleon, CB	Rams
4-18-98	1	15	* Anthony Simmons, ILB	Seahawks
	4	102	* Lorenzo Bromell, DT	Dolphins
	5	129	# Raymond Priester, TB	Rams
	6	159	# Glenn Rountree, OG	Rams
	7	210	* Jim Bundren, OT	Dolphins
4-17-99	1	25	* Antwan Edwards, CB	Packers
	2	45	* Rahim Abdullah, OLB	Browns
	5	139	* Adrian Dingle, DE	Chargers
	5	169	Chris Jones, LB	Vikings
	7	231	* O.J. Childress, LB	Giants
	7	249	Donald Broomfield, DT	Bengals
4-21-01	1	15	* Rod Gardner, WR	Redskins
	7	232	* Keith Adams, LB	Titans
	7	244	* Robert Carswell, FS	Chargers
4-25-03	4	114	* Nick Eason, DT	Broncos
	4	128	* Bryant McNeal, DE	Broncos

4-24-04	3	72	Donnell Washington, DT	Packers
	3	77	* Derrick Hamilton, WR	49ers
4-23-05	2	57	* Justin Miller, CB	Jets
	3	98	* Leroy Hill, LB	Seahawks
	5	140	* Airese Currie, WR	Bears
4-29-06	1	15	* Tye Hill, CB	Rams
	3	81	* Charlie Whitehurst, QB	Chargers
	7	241	* Charles Bennett, DE	Buccaneers
4-28-07	1	4	* Gaines Adams, DE	Buccaneers
	3	96	Anthony Waters, LB	Chargers
	5	139	* Dustin Fry, C	Rams
	5	159	C.J. Gaddis, DB	Eagles
	7	235	Chansi Stuckey, WR	Jets
4-26-08	2	32	Phillip Merling, DE	Dolphins
	6	170	Barry Richardson, OT	Chiefs

* - played in NFL; \$ - played in Canada; % - played in USFL; @ - one of many "first-round" selections in old AFL draft system; ^ - AFL red-shirt draft; # - made practice squad only; ! - supplemental draft; + - supplemental draft of USFL players

Highest Scoring Quarters

Clemson

1st	2nd	3rd	4th	Site-Opponent (Score)	Date
---	35	---	---	h - Wake Forest (82-24)	10-31-1981
---	28	---	---	h - Presbyterian (55-0)	9-23-1950
---	28	---	---	a - Georgia Tech (42-45)	11-13-1999
---	28	---	---	a - Duke (52-22)	9-30-2000
---	28	---	---	N2 - Temple (63-9)	10-12-2006
---	28	---	---	h - Central Michigan (70-14)	10-20-2007
---	---	28	---	a - Boston College (35-14)	11-11-1950
---	---	28	---	N1 - Louisiana Tech (49-24)	12-31-2001
---	---	28	---	h - Central Michigan (70-14)	10-20-2007
---	---	---	28	h - Auburn (34-0)	11-24-1951
---	---	---	28	h - Furman (42-14)	11-26-1960
---	---	---	28	a - Maryland (49-25)	11-12-1988
---	27	---	---	h - Presbyterian (76-0)	9-22-1945
---	---	27	---	a - Virginia (47-0)	9-26-1959
---	---	27	---	a - South Carolina (47-21)	11-22-1997
---	---	---	27	h - Duke (39-22)	10-19-1958
26	---	---	---	h - Presbyterian (53-13)	9-20-1952
---	---	26	---	h - Presbyterian (76-0)	9-22-1945
---	---	26	---	h - The Citadel (59-0)	11-27-1954

Opponent

1st	2nd	3rd	4th	Site-Opponent (Score)	Date
---	31	---	---	h - Virginia Tech (0-37)	9-12-1998
28	---	---	---	a - N.C. State (17-42)	11-18-1972
---	28	---	---	a - Wake Forest (17-45)	11-1-2003

---	---	28	---	a - Tulane (13-54)	11-9-1946
---	---	---	26	a - Miami (FL) (7-39)	10-9-1953
---	---	---	26	a - Wake Forest (35-33)	11-1-1980
25	---	---	---	a - Georgia Tech (6-41)	11-20-1943
---	23	---	---	a - Auburn (0-51)	10-11-1969
---	23	---	---	h - N.C. State (28-30)	10-24-1987
---	22	---	---	a - North Carolina (15-32)	11-15-1969

Both Teams

1st	2nd	3rd	4th	Site-Opponent (Score)	Date
---	42 (35-7)	---	---	h - Wake Forest (82-24)	10-31-1981
---	---	---	42 (27-15)	h - Duke (39-22)	10-19-1968
---	---	---	40 (22-18)	h - N.C. State (39-46)	10-31-1998
---	---	---	38 (24-14)	a - Duke (34-31)	11-2-2002
---	37 (23-14)	---	---	h - North Carolina (37-29)	10-11-1973
---	---	---	36 (28-8)	h - Furman (42-14)	11-26-1960
---	---	---	36 (28-8)	a - Maryland (49-25)	11-12-1988
35 (21-14)	---	---	---	a - N.C. State (31-35)	10-9-1999
---	35 (28-7)	---	---	a - Georgia Tech (42-45)	11-13-1999
---	---	35 (28-7)	---	h - Central Michigan (70-14)	10-20-2007
---	---	---	35 (9-26)	a - Wake Forest (35-33)	11-1-1980
---	---	---	35 (14-21)	h - South Carolina (31-34)	11-23-1996
---	---	---	35 (14-21)	h - Georgia Tech (24-28)	9-11-2004

N1 - Humanitarian Bowl at Boise, ID; N2 - Charlotte, NC; Note: Highest-scoring overtime for both teams was 26, when Miami (FL) (16) defeated Clemson (10) in three overtimes on September 17, 2005.

Returns For Touchdowns

Clemson

Year	Type	Player	Site	Opponent	Yards
1951	IR	Archie Baker	H	Auburn	56
	IR	Jimmy Quarles	A	Rice	90
1953	BPR	Scott Jackson	A	Boston College	41
1954	PR	Ken Moore	N	Wake Forest	81
	PR	Joe Pagliei	H	Presbyterian	74
	IR	Walt Laraway	H	The Citadel	30
	BPR	Walt Laraway	H	The Citadel	39
1958	BPR	Jim Padgett	H	North Carolina	28
	FR	Charlie Horne	H	Boston College	28
1959	KOR	Bill Mathis	A	Georgia Tech	99
	IR	Paul Snyder	A	Rice	18
	IR	Harry Pavilack	A	Furman	26
1961	PR	Elmo Lam	H	Tulane	68
1962	PR	Mack Matthews	A	Wake Forest	88
	KOR	Hal Davis	H	Georgia	98
1964	BPR	Butch Robbins	A	Wake Forest	0
	IR	Ted Bunton	H	Virginia	48
1966	PR	Frank Liberatore	H	Virginia	66
	IR	Richard Garick	H	North Carolina	31
1967	PR	Frank Liberatore	H	Georgia	52
	IR	Billy Ware	A	North Carolina	23
1968	FGR	Richie Luzzi	A	Georgia	108
1970	PR	Don Kelley	A	Wake Forest	67
	IR	Don Kelley	H	Duke	102
	PR	Don Kelley	A	Maryland	85
	IR	Jewell McLaurin	A	Maryland	68
1971	FR	Smiley Sanders	H	Kentucky	1
	IR	Bobby Johnson	A	Auburn	40
1973	IR	Frank Wise	H	Wake Forest	36
1974	IR	Dennis Smith	H	South Carolina	31
1977	IR	Rex Varn	H	Maryland	93
1978	IR	Rex Varn	A	N.C. State	94
1979	IR	Jeff Davis	H	Wake Forest	17
1980	BPR	Bill Smith	A	Virginia	11
	IR	Willie Underwood	H	South Carolina	37
1981	BPR	Johnny Rembert	A	South Carolina	0
1982	IR	Johnny Rembert	H	Duke	43
1984	IR	Kenny Danforth	A	Virginia	22
1985	BPR	Perry Williams	H	Maryland	30
1986	IR	Delton Hall	H	Duke	67
1987	PR	Donnell Woolford	H	Georgia Tech	78
	KOR	Joe Henderson	H	Georgia Tech	95

	PR	Donnell Woolford	H	Wake Forest	67
1988	IR	Doug Brewster	A	Georgia Tech	68
1989	BPR	Tony Mauney	H	Furman	0
	IR	Wayne Simmons	A	Florida State	73
	IR	Levon Kirkland	A	Virginia Tech	47
	FR	Chester McGlockton	A	West Virginia	0
1990	IR	Arlington Nunn	H	Long Beach State	55
	KOR	Doug Thomas	H	Long Beach State	98
	KOR	Doug Thomas	A	Maryland	98
	FR	Dexter Davis	A	N.C. State	52
	IR	Arlington Nunn	A	Wake Forest	26
	IR	Dexter Davis	H	North Carolina	30
	IR	Arlington Nunn	N	Illinois	34
1991	PR	Darnell Stephens	H	Maryland	89
1992	IR	James Trapp	H	Florida State	39
	FR	Michael Barber	H	Tennessee-Chattanooga	91
	IR	Tim Jones	H	South Carolina	26
1994	FR	Chris Franklin	H	N.C. State	60
1995	BPR	Andy Ford	H	Western Carolina	26
	IR	Brian Dawkins	H	North Carolina	49
1996	FR	Eric Bradford	H	Furman	9
	IR	Peter Ford	H	Maryland	66
	FR	Rahim Abdullah	H	N.C. State	9
1997	FR	Rahim Abdullah	A	N.C. State	74
	IR	Rahim Abdullah	H	Duke	63
	IR	Antwan Edwards	A	South Carolina	42
	PR	Tony Horne	A	South Carolina	39
	BPR	Chad Speck	N	Auburn	18
1998	FR	Chris Jones	H	Furman	0
	FR	Antwan Edwards	A	Virginia	93
	IR	Alex Ardley	A	North Carolina	26
	IR	Howard Bartley	H	South Carolina	48
1999	IR	Terry Jolly	H	Duke	20
2000	IR	Charles Hafley	H	Missouri	27
	PR	Joe Don Reames	A	Virginia	69
	PR	Brian Mance	H	Georgia Tech	88
2001	FR	Eric Meekins	H	Wofford	29
	KOR	Derrick Hamilton	A	Maryland	100
2002	FR	Bryant McNeal	A	Georgia	55
	KOR	Justin Miller	H	N.C. State	80
2003	FR	J.J. Howard	H	Furman	17
	KOR	Derrick Hamilton	H	North Carolina	100
	PR	Justin Miller	H	Duke	63
2004	PR	Justin Miller	H	Wake Forest	69
	KOR	Justin Miller	A	Florida State	97
	KOR	Justin Miller	A	Florida State	86
	BPR	Bobby Williamson	H	Utah State	0
	IR	Eric Coleman	H	N.C. State	20
2005	PR	Chansi Stuckey	H	Texas A&M	47
2006	PR	Jacoby Ford	H	Florida Atlantic	92
	FR	Sergio Gilliam	H	Florida Atlantic	31
	KOR	Jacoby Ford	H	Louisiana Tech	94
	IR	Nick Watkins	H	Louisiana Tech	26
	FR	Gaines Adams	A	Wake Forest	66
	IR	Jock McKissic	H	South Carolina	82
2007	KOR	C.J. Spiller	A	Duke	84
	KOR	C.J. Spiller	H	Wake Forest	90
	BPR	La'Donte Harris	A	South Carolina	10

Opponents

Year	Type	Player	Site	Opponent	Yards
1951	IR	Harry Jabbusch	A	South Carolina	13
	PR	Chuck Prezioso	A	South Carolina	74
1952	IR	Howard Chapman	A	Florida	0
1953	IR	Joe Counts	H	Presbyterian	34
	PR	Dick Nolan	H	Maryland	90
	PR	Dick Zotti	A	Boston College	70
1957	KOR	Dick Christy	H	N.C. State	97
1959	IR	Bobby Robinson	H	Wake Forest	69
1960	IR	John Janus	A	Boston College	60
1961	FR	Jim Costen	A	South Carolina	27
1962	IR	Ernie Arizzi	A	Maryland	68
1963	IR	Ernie Arizzi	H	Maryland	83
1964	IR	Barry Wilson	A	Georgia	16

C.J. Spiller returned a kickoff for a score in back-to-back games in 2007, including a 90-yard return against Wake Forest (left).

Clemson's Greatest Comebacks

Date	Opponent	Score	Deficit	Final
10-10-92	Virginia	0-28	28	29-28
9-24-66	Virginia	18-35	17	40-35
10-21-00	North Carolina	0-17	17	38-24
10-7-06	Wake Forest	3-17	*14	27-17
9-26-53	Boston College	0-14	14	14-14
11-17-62	Maryland	0-14	14	17-14
10-11-80	Virginia	10-24	*14	27-24
11-2-02	Duke	10-24	*14	34-31
11-6-04	Miami (FL)	3-17	14	24-17

* - fourth-quarter deficit; Note: Home games in **bold**.

	IR	Ron Nalewak	A	Maryland	20
1965	BPR	Larry Kohn	A	Georgia	38
1966	PR	Mike Battle	A	Southern California	74
1967	PR	Jimmy Carter	A	Auburn	61
1968	IR	Buddy McClinton	H	Auburn	53
	PR	Tyler Hellams	H	South Carolina	73
1970	IR	Bill Brafford	H	North Carolina	31
1971	KOR	Doug Kotar	H	Kentucky	98
	IR	Don Golden	H	Georgia	71
	FR	Glenn Flynn	A	Auburn	17
	BPR	Bill Brafford	A	North Carolina	37
1972	FR	David Vandiver	A	Rice	0
	IR	Clyde Power	A	Oklahoma	57
	IR	Gary Faulkner	A	Georgia Tech	49
1973	FR	Mike Lacika	H	Virginia	0
1974	FR	Joel Porter	H	Georgia Tech	19
1975	IR	Wyatt Washington	H	Tulane	76
1978	KOR	Larry Fallen	H	Virginia Tech	100
	BPR	JMike Carney	A	Maryland	0
1980	PR	Scott Woerner	A	Georgia	67
	IR	Dennis Tabron	H	Duke	87
	BPR	Earnest Butler	A	N.C. State	5
1982	BPR	Stan Dooley	A	Georgia	2
1983	IR	James Jones	H	North Carolina	17
1984	IR	Mark Franklin	A	N.C. State	81
1985	PR	Brian Williams	A	Kentucky	57
1986	BPR	Mitch Dove	H	Virginia Tech	0
	IR	Brad Edwards	H	South Carolina	61
1987	KOR	Jon Jeffries	A	Virginia Tech	92
	PR	Nate Lewis	H	Georgia	76
	IR	Brad Edwards	A	South Carolina	40
1988	PR	Deion Sanders	H	Florida State	76
	KOR	Quinton McCracken	H	Duke	96
1989	KOR	Marcus Mickel	A	Virginia Tech	90
1990	KOR	Leroy Gallman	H	Duke	78
1991	PR	Brian Treggs	N	California	72
1993	FR	Derrick Brooks	A	Florida State	83
1994	BPR	Ray Farmer	A	Duke	20
	IR	Benji Young	H	South Carolina	27
1996	PR	Dee Feaster	A	Florida State	79
1997	PR	Peter Warrick	H	Florida State	90
	FR	Sam Cowart	H	Florida State	0
	BPR	Tavares Tillman	A	Georgia Tech	30
	FR	Darius Clark	H	Duke	5
1998	IR	Mark Makovec	H	Wake Forest	36
	FR	Jason Perry	H	N.C. State	36
1999	IR	Ike Charlton	A	Virginia Tech	34
	FR	Corey Moore	A	Virginia Tech	32
2002	KOR	Fred Gibson	A	Georgia	91
	KOR	Leon Washington	A	Florida State	97
	BPR	Terrence Holt	H	N.C. State	39
	KOR	Jerricho Cotchery	H	N.C. State	42
	PR	Wes Welker	N	Texas Tech	59
2003	IR	Eric King	A	Wake Forest	85
	FR	Jyles Tucker	A	Wake Forest	12
2004	IR	Leroy Smith	A	Florida State	41
2005	BPR	Geno Hayes	H	Florida State	0
2006	KOR	Jeff Smith	A	Boston College	96
	BFR	Tony Carter	A	Florida State	69
	IR	Willie Young	H	N.C. State	34
2007	KOR	Darrell Blackman	A	N.C. State	99
	IR	D.J. Parker	H	Virginia Tech	32
	PR	Eddie Royal	H	Virginia Tech	82
	KOR	Victor Harris	H	Virginia Tech	100

Note: Stats from 1951-07.

Weekly Rankings



Banks McFadden (above) and the 1939 Tigers were the school's first team to finish the year ranked in the AP poll.

1939

Date	W-L	AP	USA
11-13	6-1	16	NP
11-20	7-1	15	NP
11-27	8-1	14	NP
12-4	8-1	15	NP
12-11	8-1	12	NP

1940

Date	W-L	AP	USA
10-14	4-0	12	NP
10-21	4-0	13	NP
10-28	5-0	10	NP

1941

Date	W-L	AP	USA
10-13	4-0	13	NP
10-20	4-0	14	NP
11-17	6-1	18	NP
11-24	7-1	16	NP

1945

Date	W-L	AP	USA
11-26	6-2-1	18	NP

1948

Date	W-L	AP	USA
10-11	2-0	15	NP
10-18	3-0	14	NP
10-25	4-0	13	NP
11-1	5-0	12	NP
11-8	6-0	10	NP
11-15	7-0	9	NP
11-22	8-0	9	NP
11-29	9-0	11	NP

1950

Date	W-L	AP	USA
10-2	2-0	18	---
10-9	3-0	13	16
10-16	3-0	12	14
10-23	3-0-1	16	---
10-30	4-0-1	14	18
11-6	5-0-1	13	---
11-13	6-0-1	11	13
11-20	7-0-1	11	12
11-27	8-0-1	10	10

1951

Date	W-L	AP	USA
10-1	2-0	18	---
10-8	3-0	16	24
12-3	7-2	19	---

1955

Date	W-L	AP	USA
10-3	3-0	16	---

1956

Date	W-L	AP	USA
10-15	3-0-1	15	18
10-22	3-0-1	20	20
10-29	4-0-1	13	17
11-5	5-0-1	11	15
11-12	5-0-2	13	---
12-3	7-1-2	19	---

1957

Date	W-L	AP	USA
11-11	5-2	14	14
11-18	5-3	---	19
11-25	6-3	---	19
12-2	7-3	---	18

1958

Date	W-L	AP	USA
Pre	0-0	18	---
9-22	1-0	---	16
9-29	2-0	10	13
10-6	3-0	8	11
10-13	4-0	10	12

10-20	4-0	10	11
10-27	4-1	19	---
11-3	5-1	17	18
11-17	6-2	16	17
11-24	7-2	12	12
12-1	8-2	12	13

1959

Date	W-L	AP	USA
Pre	0-0	18	---
9-21	1-0	5	9
9-28	2-0	6	7
10-12	3-1	15	13
10-19	3-1	17	15
10-26	4-1	12	12
11-2	5-1	10	11
11-9	6-1	11	11
11-16	6-2	19	---
11-23	7-2	14	14
11-30	8-2	10	10
12-7	8-2	11	11

1960

Date	W-L	AP	USA
Pre	0-0	9	NP
9-19	0-0	9	NP
9-26	1-0	7	NP
10-3	2-0	8	11
10-10	3-0	8	11
10-17	3-1	---	17

1977

Date	W-L	AP	USA
10-17	5-1	20	19
10-24	6-1	16	16
10-31	7-1	13	13
11-7	7-1-1	15	16
11-14	7-2-1	15	15
11-21	8-2-1	13	14
11-28	8-2-1	11	10
1-3	8-3-1	19	---

1978

Date	W-L	AP	USA
Pre	0-0	18	---
9-18	1-0	---	18
10-23	5-1	20	20
10-30	6-1	16	16
11-6	7-1	15	15
11-13	8-1	12	12
11-20	9-1	10	10
11-27	10-1	7	7
12-4	10-1	7	8
1-3	11-1	6	6

1979

Date	W-L	AP	USA
11-5	6-2	18	17
11-12	7-2	14	14
11-19	8-2	13	13
11-26	8-3	18	17
12-3	8-3	18	17

1981

Date	W-L	AP	USA
9-21	3-0	19	18
9-28	3-0	14	14
10-5	4-0	9	10
10-12	5-0	6	7
10-19	6-0	4	5
10-26	7-0	3	4
11-2	8-0	2	3
11-9	9-0	2	2
11-16	10-0	2	2
11-23	11-0	2	2
11-30	11-0	1	1
1-3	12-0	1	1

1982

Date	W-L	AP	USA
Pre	0-0	11	9
9-6	0-1	16	NP
9-13	0-1	16	13
9-27	1-1-1	---	19
10-4	2-1-1	---	20
10-11	3-1-1	20	17
10-18	4-1-1	18	17
10-25	5-1-1	15	13
11-1	5-1-1	13	14
11-8	6-1-1	11	10
11-15	7-1-1	10	12
11-22	8-1-1	10	10
11-29	9-1-1	8	PB
12-6	9-1-1	7	PB
1-3	9-1-1	8	PB

1983

Date	W-L	AP	USA
11-7	7-1-1	17	PB
11-14	8-1-1	13	PB
11-21	9-1-1	12	PB
11-28	9-1-1	11	PB
12-3	9-1-1	12	PB
1-3	9-1-1	11	PB

1984

Date	W-L	AP	USA
Pre	0-0	4	8
9-3	1-0	3	5

9-10	2-0	2	4
9-17	2-0	2	PB
9-24	2-1-1	13	PB
11-12	7-2	20	PB

1986

Date	W-L	AP	USA
10-6	3-1	20	---
10-13	4-1	17	17
10-20	5-1	16	16
11-3	6-2	20	---
11-10	7-2	15	17
11-17	7-2-1	19	18
11-24	7-2-2	---	18
12-3	7-2-2	---	18
1-3	8-2-2	17	19

1987

Date	W-L	AP	USA
Pre	0-0	9	NP
9-7	1-0	10	10
9-14	2-0	8	8
9-21	3-0	9	9
9-28	4-0	8	7
10-5	4-0	8	7
10-12	5-0	7	6
10-19	6-0	7	7
10-26	6-1	14	12
11-2	7-1	10	10
11-9	8-1	9	9
11-16	9-1	8	8
11-23	9-2	13	13
11-30	9-2	13	13
12-7	9-2	14	12
1-3	10-2	12	10

1988

Date	W-L	AP	USA
Pre	0-0	4	4
9-5	1-0	3	3
9-12	2-0	3	4
9-19	2-1	12	12
9-26	3-1	11	11
10-3	3-1	11	12
10-10	4-1	11	11
10-17	5-1	9	10
10-24	5-2	15	18
10-31	6-2	17	20
11-7	7-2	16	16
11-14	8-2	15	15
11-21	9-2	13	13
11-28	9-2	13	13
12-5	9-2	13	13
1-3	10-2	9	8

1989

Date	W-L	AP	USA
Pre	0-0	12	NP
9-4	1-0	10	9
9-11	2-0	7	6
9-18	3-0	7	6
9-25	4-0	7	6
10-2	4-1	15	14
10-9	5-1	14	13
10-23	6-2	22	19
10-30	7-2	21	18
11-6	8-2	17	15
11-13	8-2	15	13
11-20	9-2	15	13
11-27	9-2	14	13
12-4	9-2	14	13
1-2	10-2	12	11

1990

Date	W-L	AP	USA
Pre	0-0	10	NP
9-3	1-0	9	10
9-10	1-1	16	19
9-17	2-1	16	19
9-24	3-1	19	18
10-1	4-1	16	13
10-8	5-1	15	14
10-15	5-2	22	22
10-22	6-2	19	17
10-29	7-2	18	17
11-5	8-2	18	16
11-12	8-2	17	15
11-19	9-2	16	13
11-26	9-2	14	11
12-3	9-2	14	11
1-2	10-2	9	9

1991

Date	W-L	AP	USA
Pre	0-0	9	NP
9-2	0-0	8	NP
9-8	1-0	8	NP
9-15	1-0	8	NP
9-23	2-0	7	7
9-30	3-0	6	6
10-7	3-1	18	16
10-14	3-1-1	21	21
10-21	3-1-1	19	19
10-28	4-1-1	16	16
11-4	5-1-1	15	14
11-11	6-1-1	15	14
11-18	7-1-1	14	13
11-25	8-1-1	13	12
12-2	9-1-1	13	12
1-2	9-2-1	18	17

1992

Date	W-L	AP	USA
Pre	0-0	13	NP
8-30	0-0	13	NP
9-7	1-0	15	14
9-14	1-1	17	17
9-21	1-1	16	16
9-28	1-2	25	24
10-5	2-2	25	22
10-12	3-2	19	19
10-17	4-2	18	15
10-24	4-3	---	25

1993

Date	W-L	AP	USA
Pre	0-0	23	NP
8-30	0-0	22	21
9-6	1-0	21	17
10-4	3-1	---	24
11-15	7-3	24	25
11-22	8-3	24	23
11-29	8-3	24	23
12-6	8-3	24	23
1-3	9-3	23	22

1994

Year-By-Year Team Records

Year	Home	Away	Neutral	Conf.	Finish	Overall	Win %	Scoring	Captain(s)	Head Coach(es)
1896	0-0	2-1	0-0	----	----	2-1	.667	36-18	R.G. Hamilton	Walter Riggs
1897	0-0	2-2	0-0	----	----	2-2	.500	28-58	W.T. Brock	W.M. Williams
1898	1-0	1-1	1-0	----	----	3-1	.750	110-20	Shack Shealy	John Penton
1899	0-0	1-2	3-0	----	----	4-2	.667	109-50	J.N. Walker	Walter Riggs
1900	1-0	3-0	2-0	3-0	1st	6-0	1.000	222-10	J.N. Walker	John Heisman
1901	1-0	1-0-1	1-1	----	----	3-1-1	.700	190-38	Claude Douthit	John Heisman
1902	2-0	4-1	0-0	5-0	1st	6-1	.857	152-22	Hope Sadler	John Heisman
1903	0-0	3-1	1-0-1	----	----	4-1-1	.750	167-22	Hope Sadler	John Heisman
1904	1-1	1-1-1	1-1	----	----	3-3-1	.500	50-45	John B. Holland	Shack Shealy
1905	0-0-1	2-2	1-0	----	----	3-2-1	.583	101-63	O.L. Derrick	Eddie Cochems
1906	3-0-1	1-0-1	0-0-1	----	----	4-0-3	.786	38-4	Fritz Furtick	Bob Williams
1907	2-2	1-1	1-1	----	----	4-4	.500	67-45	J.M. McLaurin	Frank Shaughnessy
1908	1-1	0-3	0-2	----	----	1-6	.143	26-102	Sticker Coles	John Stone
1909	2-0	2-2	2-1	----	----	6-3	.667	93-43	C.M. Robbs	Bob Williams
1910	1-1	3-2	0-0-1	----	----	4-3-1	.563	106-54	W.H. Hankel	Frank Dobson
1911	1-2	2-1	0-2	----	----	3-5	.375	71-119	Paul Bissell	Frank Dobson
1912	2-0	2-3	0-1	----	----	4-4	.500	176-126	W.B. Britt	Frank Dobson
1913	1-1	3-2	0-1	----	----	4-4	.500	112-98	A.P. Gandy	Bob Williams
1914	0-0	4-3-1	1-0	----	----	5-3-1	.611	168-123	W.A. Schilleter	Bob Williams
1915	0-0-1	2-1-1	0-3	----	----	2-4-2	.375	113-48	W.K. McGill	Bob Williams
1916	2-1	1-1	0-4	----	----	3-6	.333	81-147	S.S. Major	Wayne Hart
1917	1-1	3-0	2-1	----	----	6-2	.750	183-64	F.L. Witsell	Edward Donahue
1918	3-1	1-1	1-0	----	----	5-2	.714	198-101	Stumpy Banks	Edward Donahue
1919	4-0	1-2-2	1-0	----	----	6-2-2	.700	152-55	Stumpy Banks	Edward Donahue
1920	3-1-1	0-5	1-0	----	----	4-6-1	.409	98-146	Boo Armstrong	Edward Donahue
1921	1-1	0-5-1	0-0-1	0-3	14th	1-6-2	.222	48-187	J.H. Spearman	E.J. Stewart
1922	3-1	2-2	0-1	1-2	11th	5-4	.556	170-109	E.H. Emanuel	E.J. Stewart
1923	3-0-1	2-2	0-0	1-1-1	12th	5-2-1	.688	91-65	Butch Holohan	Bud Saunders
1924	2-2	0-2	0-2	0-3	T-18th	2-6	.250	80-96	Charlie Robinson	Bud Saunders
1925	0-3	1-4	0-0	0-4	T-20th	1-7	.125	27-160	G.I. Finklea	Bud Saunders
1926	2-2	0-5	0-0	0-3	18th	2-7	.222	20-169	B.C. Harvey	Bud Saunders (4), Bob Williams (5)
1927	3-0-1	2-3	0-0	2-2	8th	5-3-1	.611	73-84	Bud Eskew	Josh Cody
1928	3-0	3-2	2-1	4-2	T-7th	8-3	.727	192-77	O.K. Pressley	Josh Cody
1929	4-0	2-2	2-1	3-3	12th	8-3	.727	236-110	O.D. Padgett	Josh Cody
1930	3-0	2-1	3-1	3-2	12th	8-2	.800	239-82	Johnnie Justus	Josh Cody
1931	0-1-1	0-2-1	1-3	1-4	20th	1-6-2	.222	19-164	A.D. Fordham	Jess Neely
1932	2-1	1-4-1	0-0	0-4	20th	3-5-1	.389	89-111	Bob Miller	Jess Neely
1933	2-0-1	0-4-1	1-2	1-1	6th	3-6-2	.364	50-98	John Heinemann	Jess Neely
1934	2-0	2-4	1-0	2-1	5th	5-4	.556	89-85	Henry Woodward	Jess Neely
1935	2-0	3-3	1-0	2-1	4th	6-3	.667	147-99	Henry Shore	Jess Neely
1936	2-1	3-4	0-0	3-2	5th	5-5	.500	98-95	Net Berry	Jess Neely
1937	2-0	2-4-1	0-0	2-0-1	3rd	4-4-1	.500	128-64	H.D. Lewis	Jess Neely
1938	2-0	4-1	1-0-1	3-0-1	2nd	7-1-1	.833	145-56	Charlie Woods	Jess Neely
1939	2-0	5-1	2-0	4-0	2nd	9-1	.900	165-45	Joe Payne	Jess Neely
1940	2-0	3-2-1	1-0	4-0	1st	6-2-1	.722	182-73	Red Sharpe	Frank Howard
1941	2-0	3-2	2-0	5-1	3rd	7-2	.778	233-90	Wade Padgett	Frank Howard
1942	2-1	1-4	0-1-1	2-3-1	9th	3-6-1	.350	100-138	Charlie Wright	Frank Howard
1943	0-2	1-2	1-2	2-3	T-7th	2-6	.250	94-185	Ralph Jenkins	Frank Howard
1944	2-0	1-5	1-0	3-1	3rd	4-5	.444	165-179	Ralph Jenkins	Frank Howard
1945	3-1	3-2-1	0-0	2-1-1	4th	6-3-1	.650	211-73	Ralph Jenkins	Frank Howard
1946	2-1	1-4	1-0	2-3	11th	4-5	.444	147-174	Chip Clark	Frank Howard
1947	2-1	2-4	0-0	1-3	12th	4-5	.444	206-146	Cary Cox	Frank Howard
1948	4-0	5-0	2-0	5-0	1st	11-0	1.000	274-76	Bob Martin, Phil Prince	Frank Howard
1949	2-2-1	2-2	0-0-1	2-2	8th	4-4-2	.500	232-216	Gene Moore	Frank Howard
1950	4-0	5-0-1	0-0	3-0-1	2nd	9-0-1	.950	343-76	Fred Cone	Frank Howard
1951	4-0	3-2	0-1	3-1	4th	7-3	.700	196-97	Bob Patton	Frank Howard
1952	1-1	1-5-1	0-0	----	*	2-6-1	.278	112-157	George Rodgers	Frank Howard
1953	2-2	1-3-1	0-0	1-2	6th	3-5-1	.389	139-172	Dreher Gaskin, Nathan Gressette	Frank Howard
1954	3-1	0-4	2-0	1-2	5th	5-5	.500	193-121	Buck George, Scott Jackson, Mark Kane, Clyde White	Frank Howard
1955	3-1	3-1	1-1	3-1	3rd	7-3	.700	206-144	Don King	Frank Howard
1956	4-0	3-1-2	0-1	4-0-1	1st	7-2-2	.727	167-101	Charlie Bussey	Frank Howard
1957	3-1	4-2	0-0	4-3	T-3rd	7-3	.700	216-78	John Grdijan, Leon Kaltenback	Frank Howard
1958	5-0	3-2	0-1	5-1	1st	8-3	.727	169-138	Bill Thomas	Frank Howard
1959	3-1	5-1	1-0	6-1	1st	9-2	.818	285-103	Paul Snyder, Harvey White	Frank Howard
1960	5-0	1-4	0-0	4-2	4th	6-4	.600	197-124	Dave Lynn, Lowndes Shingler	Frank Howard
1961	3-2	2-3	0-0	3-3	T-3rd	5-5	.500	199-126	Ron Andreo, Calvin West	Frank Howard
1962	2-3	4-1	0-0	5-1	2nd	6-4	.600	168-130	Dave Hynes	Frank Howard
1963	2-1-1	3-3	0-0	5-2	T-3rd	5-4-1	.550	181-140	Tracy Childers	Frank Howard
1964	2-2	1-5	0-0	2-4	7th	3-7	.300	105-135	John Boyett, Ted Bunton	Frank Howard
1965	3-1	2-4	0-0	4-3	1st	5-5	.500	117-137	Bill Hecht, Floyd Rogers	Frank Howard
1966	4-0	2-4	0-0	6-1	1st	6-4	.600	174-177	Mike Facciolo	Frank Howard
1967	3-2	3-2	0-0	6-0	1st	6-4	.600	166-128	Jimmy Addison, Frank Liberatore	Frank Howard
1968	2-2	2-3-1	0-0	4-1-1	2nd	4-5-1	.450	184-179	Billy Ammons, Ronnie Ducworth	Frank Howard
1969	2-2	2-4	0-0	3-3	T-3rd	4-6	.400	178-250	Ivan Southerland, Charlie Tolley	Frank Howard
1970	2-4	1-4	0-0	2-4	T-6th	3-8	.273	164-313	B.B. Elvington, Jim Sursavage, Ray Yauger	Hootie Ingram
1971	2-3	1-3	2-0	4-2	2nd	5-6	.455	155-202	Larry Hefner, John McMakin	Hootie Ingram
1972	3-2	1-5	0-0	2-4	5th	4-7	.364	143-245	Wade Hughes, Buddy King, Frank Wirth	Hootie Ingram
1973	3-3	2-3	0-0	4-2	3rd	5-6	.455	231-263	Mike Buckner, Ken Pengitore	Red Parker
1974	6-0	1-4	0-0	4-2	T-2nd	7-4	.636	246-250	Willie Anderson, Mark Fellers, Jim Ness, Ken Peeples	Red Parker
1975	1-4	1-5	0-0	2-3	5th	2-9	.182	177-381	Bennie Cunningham, Neal Jetton, Dennis Smith, Jimmy Williams	Red Parker

Year-By-Year Team Records



Year	Home	Away	Neutral	Conf.	Finish	Overall	Win %	Scoring	Captain(s)	Head Coach(es)
1976	2-2-1	1-4-1	0-0	0-4-1	7th	3-6-2	.364	172-237	Malcolm Marler, Mike O'Cain, Randy Scott, Joey Walters	Red Parker
1977	3-2	5-0-1	0-1	4-1-1	2nd	8-3-1	.708	228-163	Steve Fuller, Steve Godfrey, Randy Scott	Charley Pell
1978	6-0	4-1	1-0	6-0	1st	11-1	.917	368-131	Steve Fuller, Randy Scott	Charley Pell (11), Danny Ford (1)
1979	4-2	4-1	0-1	4-2	T-2nd	8-4	.667	205-116	Bubba Brown, Billy Lott	Danny Ford
1980	4-2	2-3	0-0	2-4	T-4th	6-5	.545	217-222	Lee Nanney, Willie Underwood	Danny Ford
1981	6-0	5-0	1-0	6-0	1st	12-0	1.000	338-105	Jeff Davis, Lee Nanney, Perry Tuttle	Danny Ford
1982	5-0-1	3-1	1-0	6-0	1st	9-1-1	.864	289-147	Homer Jordan, Terry Kinard	Danny Ford
1983	6-0-1	3-1	0-0	7-0	*	9-1-1	.864	338-200	James Farr, James Robinson	Danny Ford
1984	5-1	2-3	0-0	5-2	*	7-4	.636	346-215	Mike Eppley, William Perry	Danny Ford
1985	3-3	3-2	0-1	4-3	T-3rd	6-6	.500	244-222	Steve Berlin, Steve Reese	Danny Ford
1986	3-1-1	4-1-1	1-0	5-1-1	1st	8-2-2	.750	296-187	Terrence Flagler, Terence Mack	Danny Ford
1987	7-1	2-1	1-0	6-1	1st	10-2	.833	333-176	Michael Dean Perry, John Phillips	Danny Ford
1988	5-1	4-1	1-0	6-1	1st	10-2	.833	342-157	Rodney Williams, Donnell Woolford	Danny Ford
1989	5-1	4-1	1-0	5-2	3rd	10-2	.833	368-138	Wesley McFadden, Otis Moore	Danny Ford
1990	6-0	3-2	1-0	5-2	T-2nd	10-2	.833	333-109	Stacy Fields, Vance Hammond	Ken Hatfield
1991	6-0-1	2-1	1-1	6-0-1	1st	9-2-1	.792	317-185	Rob Bodine, DeChane Cameron, Levon Kirkland	Ken Hatfield
1992	4-2	1-4	0-0	3-5	7th	5-6	.455	261-213	Robert O'Neal, Ashley Sheppard, Wayne Simmons	Ken Hatfield
1993	6-1	2-2	1-0	5-3	3rd	9-3	.750	198-192	Richard Moncrief	Ken Hatfield (11), Tommy West (1)
1994	4-2	1-4	0-0	4-4	6th	5-6	.455	164-188	Tim Jones, Louis Solomon	Tommy West
1995	3-3	5-0	0-1	6-2	3rd	8-4	.667	303-219	Louis Solomon	Tommy West
1996	5-1	2-3	0-1	6-2	T-2nd	7-5	.583	245-241	Dexter McCleon	Tommy West
1997	3-3	4-1	0-1	4-4	5th	7-5	.583	292-219	Raymond Priester, Raymond White	Tommy West
1998	3-4	0-4	0-0	1-7	T-8th	3-8	.273	218-272	Donald Broomfield, Holland Postell	Tommy West
1999	3-2	3-3	0-1	5-3	2nd	6-6	.500	322-253	Keith Adams, Ryan Romano, Brandon Streeter	Tommy Bowden
2000	6-1	3-1	0-1	6-2	2nd	9-3	.750	416-253	Chad Carson, Rod Gardner, Chad Speck	Tommy Bowden
2001	3-3	3-2	1-0	4-4	T-4th	7-5	.583	369-339	Chad Carson, Woodrow Dantzler, Charles Hatley	Tommy Bowden
2002	5-2	2-3	0-1	4-4	5th	7-6	.538	330-349	Nick Eason, Bryant McNeal, Jackie Robinson	Tommy Bowden
2003	6-1	2-3	1-0	5-3	3rd	9-4	.692	365-250	Tony Elliott, DeJuan Polk, Gregory Walker	Tommy Bowden
2004	5-1	1-4	0-0	4-4	T-6th	6-5	.545	236-229	Eric Coleman, Airese Currie, Leroy Hill	Tommy Bowden
2005	4-2	3-2	1-0	4-4	3rd (Atl.)	8-4	.667	316-211	Charles Bennett, Jamaal Fudge, Steven Jackson, Charlie Whitehurst	Tommy Bowden
2006	5-2	2-2	1-1	5-3	T-2nd (Atl.)	8-5	.615	425-210	Gaines Adams, Chansi Stuckey, Anthony Waters	Tommy Bowden
2007	5-2	4-1	0-1	5-3	T-2nd (Atl.)	9-4	.692	430-243	Michael Hamlin, Cullen Harper	Tommy Bowden
Totals	316-118-15	248-260-23	61-48-7	298-183-12		625-426-45	.591	21,232-15,885	171 Captains	24 Head Coaches
	(.720)	(.489)	(.556)	(.617)						

* - ineligible for conference title; Note: Clemson's Southern Conference record was 61-52-6 (.538) and won two conference championships; Clemson's record vs. ACC opponents (including 18 games vs. South Carolina) is 232-126-6 (.646), including 12 ACC titles and one co-championship.

Fourth Quarter Wins

Year	Opponent	Site	Score	Decisive Play	Time Left
1948	Wake Forest	A	21-14	Fred Cone 1 run	11:56
	Auburn	A	7-6	Ray Mathews 1 run	6:35
	South Carolina	A	13-7	Oscar Thompson recovers blocked punt	4:15
1949	Auburn	N	20-20		
1950	South Carolina	A	14-14	Fred Cone TD	
	Miami (FL)	A	15-14	Sterling Smith tackles Frank Smith for a safety	6:00
1954	Florida	A	14-7	Don King 1 run	14:54
1955	Virginia Tech	A	21-16	Charlie Bussey-Joel Wells 60 pass	4:06
	Wake Forest	A	19-13	Billy O'Dell 1 run	2:20
1956	N.C. State	A	13-7	Charlie Horne 10 run	5:26
	Florida	A	20-20	Bob Spooner 1 run	0:32
1957	Wake Forest	H	13-6	Harvey White-Doug Cline 22 pass	1:36
1958	Vanderbilt	A	12-7	Harvey White 3 run	0:03
	N.C. State	A	13-6	George Usry 1 run	12:16
	Virginia	H	20-15	Lowndes Shingler 1 run	14:00
	North Carolina	H	26-21	Doug Cline 2 run	2:52
1959	Wake Forest	H	33-31	George Usry 1 run	4:24
1960	Virginia Tech	H	13-7	Lowndes Shingler 4 run	4:08
1962	N.C. State	A	7-0	Pat Crain 1 run	4:43
	Maryland	A	17-14	Rodney Rogers 23 FG	1:31
	South Carolina	H	20-17	Rodney Rogers 24 FG	1:24
1963	North Carolina	A	11-7	Jim Parker 1 run	7:54
1965	Virginia	A	20-14	Thomas Ray-Wayne Bell 16 pass	2:06
1966	Duke	H	9-6	Jimmy Addison-Phil Rogers 25 pass	2:32
	Wake Forest	A	23-21	Wilson Childers, James Tompkins tackle for safety	0:25
	Virginia	H	40-35	Addison 75 pass to Jacky Jackson	3:49
1967	Duke	A	13-7	Buddy Gore 9 run	
1968	N.C. State	A	24-19	Ray Yauger 7 run	0:53
1971	Wake Forest	H	10-9	Eddie Seigler 29 FG	0:37
1973	Virginia	H	32-27	Ken Pengitore-Jim Lanzendoen 28 pass	6:44
1974	Georgia Tech	H	21-17	Mike O'Cain-Bennie Cunningham 3 pass	8:26
	Georgia	H	28-24	Mike O'Cain 1 run	8:44
1975	Wake Forest	H	16-14	Willie Jordan 34 FG	0:05
1976	The Citadel	H	10-7	Ciro Piccirillo 23 FG	0:54
	Florida State	A	15-12	Steve Fuller 1 run	6:36
1977	N.C. State	H	7-3	Steve Fuller-Jerry Butler 19 pass	12:46
	South Carolina	A	31-27	Steve Fuller-Jerry Butler 20 pass	0:49
1978	North Carolina	H	13-9	Lester Brown 1 run	9:48
1980	Virginia	A	27-24	Obed Ariri 52 FG	0:06
1982	Boston College	H	17-17	Donald Igwebuike 43 FG	5:40
1983	Wake Forest	H	24-17	Stacey Driver 2 run	4:13
1985	Virginia Tech	A	20-17	David Treadwell 36 FG	0:00
	Virginia	H	27-24	Kenny Flowers 12 run	13:45
1986	Georgia	A	31-28	David Treadwell 46 FG	0:00
	Maryland	A	17-17	David Treadwell 21 FG	0:10
	South Carolina	H	21-21	David Treadwell 31 FG	2:50
1987	Georgia	H	21-20	David Treadwell 21 FG	0:02
	Duke	H	17-10	Tracy Johnson 4 run	6:46
	North Carolina	A	13-10	David Treadwell 30 FG	0:32
1988	Virginia	A	10-7	Rodney Williams-Chip Davis 14 pass	1:52
	Oklahoma	N	13-6	Terry Allen 4 run	10:28
1990	Maryland	A	18-17	DeChane Cameron-Rudy Harris 11 pass	7:59
	N.C. State	A	24-17	Howard Hall 1 run	3:12
1991	Georgia Tech	H	9-7	Ronald Williams 2 run	2:06
	Virginia	H	20-20	Nelson Welch 40 FG	0:46
1992	Virginia	A	29-28	Nelson Welch 32 FG	0:55
1993	South Carolina	A	16-13	Nelson Welch 31 FG	11:53
	Kentucky	N	14-13	Patrick Sapp-Terry Smith 21 pass	0:20
1996	Georgia Tech	H	28-25	Nealon Greene 1 run	4:10
1997	N.C. State	A	19-17	Matt Padgett 20 FG	0:19
	Duke	H	29-20	Rahim Abdullah 63 interception return	OT
2000	South Carolina	H	16-14	Aaron Hunt 25 FG	0:03
2001	Georgia Tech	A	47-44	Woodrow Dantzler 6 run	OT
2002	Duke	A	34-31	Aaron Hunt 21 FG	0:08
	South Carolina	H	27-20	Bernard Rambert 2 run	9:38
2003	Virginia	H	30-27	Charlie Whitehurst-Kevin Youngblood 4 pass	OT
2004	Wake Forest	H	37-30	Charlie Whitehurst-Kyle Browning 11 pass	OT
	Maryland	H	10-7	Reggie Merriweather 2 run	0:23
	Miami (FL)	A	24-17	Reggie Merriweather 2 run	OT
2005	Texas A&M	H	25-24	Jad Dean 42 FG	0:02
	Maryland	A	28-24	Reggie Merriweather 38 run	2:58
	South Carolina	A	13-9	James Davis 2 run	5:58
2006	Florida State	A	27-20	James Davis 1 run	0:08
2007	South Carolina	H	23-21	Mark Buchholz 35 FG	0:00

Note: Above is a list of games since 1948 in which Clemson scored the last points of the game in the fourth quarter or overtime to erase a deficit or tie, and win or tie a game; games must have been decided by seven points or less, or in overtime.



Yearly Clemson Stats



Year	Games	Plays	Total Yards	Yards Per Game	Yards Per Play	Rushes	Rushing Yards	Yards Per Game	Yards Per Rush	Pass Attempts	Pass Completions	Passing Yards	Had Intercepted	Completion %	Yards Per Game	Punting Average	Punt Returns	Punt Return Yards	Kickoff Returns	Kickoff Return Yards	Interceptions	Interception Yards	First Downs	Points Per Game	Turnovers
1938	9	461	2151	239.0	4.7	396	1638	182.0	4.1	65	32	513	4	49.2	57.0	38.0	41	584	15	321	9	111	94	16.2	10
1939	10	558	2820	282.0	5.1	480	2185	218.5	4.6	78	33	635	7	42.3	63.5	41.0	43	271	12	230	14	116	113	16.5	26
1940	9	552	2391	265.7	4.3	448	1794	199.3	4.0	104	33	597	6	31.7	66.3	37.0	43	372	11	155	19	209	108	20.2	8
1941	9	582	2977	330.8	5.1	439	2226	247.3	5.1	143	43	751	10	30.1	83.4	40.5	52	560	20	428	12	150	111	25.9	23
1942	10	535	1876	187.6	3.5	399	1277	127.7	3.2	106	43	599	15	41.0	59.9	37.3	43	296	17	307	12	149	95	10.0	29
1943	8	387	1456	182.0	3.8	306	1057	132.1	3.5	81	25	399	10	30.9	49.9	36.4	28	237	16	289	12	70	60	11.8	23
1944	9	482	2070	230.0	4.3	394	1696	188.4	4.3	88	21	374	16	23.9	41.6	38.6	36	256	33	648	14	102	105	18.3	26
1945	10	548	2600	260.0	4.7	453	2064	206.4	4.6	95	27	536	13	28.4	53.6	36.0	53	466	23	429	19	235	104	21.1	30
1946	9	442	2046	255.8	4.6	309	995	124.4	3.2	133	62	1051	15	46.6	131.4	36.2	22	137	57	488	12	121	90	15.6	24
1947	9	483	2673	297.0	5.5	330	1340	148.9	4.1	153	67	1333	19	43.8	148.1	41.2	28	224	22	419	7	120	95	22.9	35
1948	11	646	3456	315.1	5.3	503	2456	223.2	4.9	143	53	1000	15	37.1	90.9	42.7	37	634	16	341	21	234	140	24.9	39
1949	10	598	3124	312.4	5.2	418	2003	200.3	4.8	180	62	1121	13	34.4	112.1	40.3	20	252	38	557	14	145	141	23.2	22
1950	10	630	3881	388.1	6.2	504	2648	264.8	5.3	126	53	1233	8	42.0	137.0	36.7	24	307	21	305	17	169	139	32.9	19
1951	10	671	3319	331.9	4.9	487	2186	218.6	4.5	184	73	1133	15	40.0	113.3	32.9	36	302	22	392	25	361	164	19.6	27
1952	9	552	2179	242.1	3.9	420	1595	177.2	3.8	132	45	584	19	34.1	64.9	36.4	29	262	27	533	16	145	100	12.4	36
1953	9	568	2750	305.6	4.8	426	1792	199.1	4.2	142	60	958	15	42.2	106.4	36.4	12	125	32	473	14	150	127	15.6	39
1954	10	616	2916	291.6	4.7	506	2081	208.1	4.1	110	44	835	11	40.0	83.5	36.6	30	489	25	405	10	139	151	19.3	33
1955	10	600	3057	305.7	5.1	485	2200	220.0	4.5	115	44	857	13	38.3	85.7	31.1	16	202	25	516	13	154	156	20.6	23
1956	11	629	2512	251.2	4.0	548	2166	216.6	4.0	81	25	346	7	30.9	34.6	35.3	21	214	22	469	12	145	152	14.6	22
1957	10	646	3277	327.7	5.1	517	2232	223.2	4.3	130	57	1045	8	43.9	104.5	33.2	22	214	19	350	7	135	170	21.6	24
1958	11	744	3344	304.0	4.5	604	2426	220.5	4.0	140	69	918	9	49.3	83.5	32.0	40	450	29	570	8	61	178	15.4	23
1959	11	746	3300	300.0	4.4	581	2128	193.5	3.7	165	77	1168	10	46.7	106.2	34.5	47	531	28	668	20	349	184	25.9	24
1960	10	724	3060	306.0	4.2	535	1944	194.4	3.6	189	81	1116	10	42.9	111.6	36.2	34	374	27	467	11	161	176	19.7	23
1961	10	708	3075	307.5	4.3	499	1783	178.3	3.6	209	91	1292	14	43.5	129.2	38.8	36	572	29	584	8	119	172	19.9	25
1962	10	695	2897	289.7	4.2	545	2054	205.4	3.8	150	63	843	16	42.0	84.3	39.7	25	299	29	658	13	118	170	16.8	33
1963	10	741	3139	313.9	4.2	565	1959	195.9	3.5	176	72	1180	16	40.9	118.0	30.1	38	407	32	652	8	58	166	18.1	42
1964	10	644	2245	224.5	3.5	493	1696	168.6	3.4	151	44	559	16	29.1	55.9	36.5	32	261	28	570	19	145	128	10.5	32
1965	10	680	2789	278.9	4.1	472	1569	156.9	3.3	208	91	1220	15	43.8	122.0	39.1	28	229	29	612	10	51	161	11.7	31
1966	10	614	3056	305.6	4.9	419	1520	152.0	3.6	195	105	1536	15	53.8	153.6	38.9	35	281	37	852	12	123	150	17.4	30
1967	10	711	3121	312.1	4.4	483	1887	188.7	3.9	228	105	1234	13	46.0	123.4	37.9	37	387	25	426	10	116	167	16.6	21
1968	10	722	3094	309.4	4.3	503	1803	180.3	3.6	219	98	1291	19	44.7	129.1	36.7	30	302	30	702	17	94	156	18.4	37
1969	10	711	3157	315.7	4.4	430	1402	140.2	3.3	281	133	1755	24	47.5	175.5	38.1	25	215	44	952	12	102	165	17.8	43
1970	11	760	2760	250.9	3.6	458	1201	109.2	2.6	302	145	1559	12	48.0	141.7	36.8	27	403	57	1187	14	344	159	14.9	19
1971	11	746	2845	258.6	3.8	554	1582	143.8	3.8	192	82	1263	14	42.7	114.8	36.7	24	254	32	656	19	176	158	14.1	30
1972	11	742	2928	266.2	3.9	590	2058	187.1	3.5	152	64	870	9	42.1	79.1	38.4	32	194	41	763	15	74	160	13.0	26
1973	11	796	4009	364.5	5.0	591	2497	227.0	4.1	205	90	1512	10	43.9	137.5	41.8	31	227	43	831	19	213	204	21.0	31
1974	11	749	3659	332.6	4.9	611	2543	231.2	4.2	138	62	1116	8	44.9	101.5	39.5	27	285	37	744	13	132	196	22.4	29
1975	11	746	3722	338.4	5.0	538	1924	174.9	3.6	208	111	1798	9	53.3	163.5	34.8	22	145	49	876	6	59	195	16.1	35
1976	11	750	3707	337.0	4.9	573	2463	223.8	4.3	177	87	1245	10	49.2	113.2	38.2	16	88	34	547	9	24	206	15.6	34
1977	12	852	4075	339.6	4.8	639	2369	197.4	3.7	213	111	1706	8	52.1	142.2	38.4	37	335	32	648	8	234	216	19.0	30
1978	12	946	5134	427.8	5.4	741	3469	289.1	4.7	205	111	1665	5	54.1	138.8	39.4	23	288	25	486	24	327	273	30.7	21
1979	12	911	3901	325.1	4.3	725	2689	224.1	3.7	186	93	1212	10	50.0	101.0	43.0	29	193	24	363	16	216	228	17.1	21
1980	11	813	3675	334.1	4.5	590	1993	181.2	3.4	223	109	1682	13	48.8	152.8	37.7	28	175	32	502	12	175	203	19.7	36
1981	12	910	4698	391.5	5.2	705	2977	248.1	4.2	205	112	1721	10	54.6	143.4	42.1	37	333	20	409	23	190	254	28.2	24
1982	11	796	3869	354.2	4.9	618	2604	236.7	4.2	178	98	1265	12	55.1	115.0	39.9	24	160	17	312	21	261	210	26.3	24
1983	11	778	4219	383.5	5.4	588	2752	250.2	4.7	190	104	1467	11	54.7	133.4	43.3	17	83	34	648	20	208	219	30.7	24
1984	11	768	4184	380.4	4.5	521	2326	211.5	4.5	247	137	1858	12	55.5	168.9	44.0	32	206	27	522	16	114	221	31.5	27
1985	12	860	4283	356.9	5.0	603	2688	224.0	4.5	257	125	1595	10	48.6	132.9	39.9	19	100	43	915	11	86	235	20.3	33
1986	12	917	4570	380.8	5.0	705	3245	270.4	4.6	212	104	1325	11	49.1	110.4	38.5	36	313	39	977	16	180	242	24.7	24
1987	12	887	4542	378.5	5.1	661	2972	247.7	4.5	226	109	1570	12	48.2	130.8	38.3	53	720	34	724	19	147	235	27.8	29
1988	12	874	4615	384.6	5.3	673	3241	270.1	4.8	201	85	1374	4	42.3	114.5	41.1	41	269	27	538	15	171	241	28.5	13
1989	12	873	4561	380.1	5.2	678	2841	234.9	4.2	195	117	1720	6	60.0	139.8	42.7	36	354	26	581	21	318	253	30.7	15
1990	12	882	4265	355.4	4.8	667	2956	246.3	4.4	215	107	1309	5	49.7	109.1	43.7	52	422	29	627	16	181	225	27.7	17
1991	12	918	4836	403.0	5.3	658	3019	251.6	4.6	260	140	1817	11	53.8	151.4	35.6	49	555	31	623	9	39	253	26.4	29
1992	11	824	4054	368.5	4.9	580	2828	257.1	4.9	224	103	1226	5	42.2	111.5	40.0	37	268	35	650	14	258	205	23.7	18
1993	12	804	3728	310.7	4.6																				

Yearly Opponent Stats



Year	Games	Plays	Total Yards	Yards Per Game	Yards Per Play	Rushes	Rushing Yards	Yards Per Game	Yards Per Rush	Pass Attempts	Pass Completions	Passing Yards	Had Intercepted	Completion %	Yards Per Game	Punting Average	Punt Returns	Punt Return Yards	Kickoff Returns	Kickoff Return Yards	Interceptions	Interception Yards	First Downs	Points Per Game	Turnovers
1938	9	491	1742	193.6	3.5	386	1211	134.6	3.1	105	39	531	9	37.1	33.0						4	84	6.2	17	
1939	10	519	1575	157.5	3.0	410	1126	112.6	2.7	109	32	449	14	29.4	44.9						7	80	4.5	26	
1940	9	468	1652	183.6	3.5	339	1094	121.6	3.2	129	46	558	19	35.7	62.0						6	92	8.3	27	
1941	9	487	1886	209.6	3.9	334	904	100.4	2.7	153	74	982	12	48.4	109.1						10	83	10.1	26	
1942	10	597	2349	234.9	3.9	467	1625	162.5	3.5	130	49	724	12	38.0	72.4						15	101	13.8	25	
1943	8	462	2418	302.3	5.2	349	1582	197.8	4.5	113	54	836	12	47.8	104.5						10	98	23.1	32	
1944	9	519	2436	270.7	4.7	410	1797	199.7	4.4	109	40	639	14	36.7	71.0						16	105	19.9	28	
1945	10	533	1932	193.2	3.6	364	1105	110.5	3.0	169	60	827	19	35.5	82.7						13	91	7.3	34	
1946	9	489	2127	265.9	4.3	336	1164	145.5	3.5	153	62	963	1	40.5	120.4						15	98	19.3	29	
1947	9	544	2189	243.7	4.0	404	1223	135.9	3.0	140		966	7		107.3						19	104	16.2	23	
1948	11		1949	177.2			1116	101.5		161	61	833	21	37.9	75.7						15	99	6.9	31	
1949	10	621	3169	316.9	5.1	460	2168	216.8	4.7	161	76	1001	14	47.2	100.1						13	147	21.6	33	
1950	10	570	2255	225.5	4.0	354	1365	136.5	3.9	216	83	890	17	38.4	89.0	38.3	14	153			8	79	97	6.2	35
1951	10	618	2259	225.9	3.7	442	1383	138.3	3.1	176	61	876	13	34.7	87.6	39.2	32	429			29	103	9.7	28	
1952	9	620	2317	257.4	3.7	459	1436	159.6	3.1	161	62	881	16	38.5	97.9	37.2	35	269	28	412	19	193	113	17.4	32
1953	9	518	2461	273.4	4.8	367	1478	164.2	4.0	151	54	983	14	35.7	109.2	31.0	15	401	28	767	15	230	116	19.1	27
1954	10	528	1761	176.1	3.3	388	969	96.9	2.5	140	66	792	10	47.1	79.2	35.5	19	161	41	748	11	218	96	12.1	23
1955	10	561	2478	247.8	4.4	427	1624	162.4	3.8	134	49	854	13	37.0	85.4	34.3	8	142	33	709	13	85	138	14.4	28
1956	11	635	2448	244.8	3.9	511	1922	192.2	3.8	124	48	526	12	38.8	52.6	33.6	19	122	27	506	7	44	133	7.4	30
1957	10	592	2159	215.9	3.6	463	1562	156.2	3.4	129	49	597	7	37.9	59.7	33.3	6	63	40	808	8	62	111	7.8	15
1958	11	646	2673	243.0	4.1	454	1517	137.9	3.3	192	88	1156	8	45.9	105.1	37.5	22	179	29	604	9	48	148	12.5	23
1959	11	603	2130	193.6	3.5	430	1174	106.7	2.7	189	80	956	8	42.3	86.9	36.3	24	151			20	114	8.5	26	
1960	10	573	2143	214.3	3.7	389	1143	114.3	2.9	184	94	1000	11	51.0	100.0	34.1	19	165	37	766	10	116	12.4	17	
1961	10	567	2340	234.0	4.1	399	1275	127.5	3.2	198	88	1265	8	44.4	126.5	37.8	27	265	38	725	14	151	114	12.6	17
1962	10	577	2403	240.3	4.2	395	1213	121.3	3.0	182	91	1198	13	50.0	119.0	37.3	27	296	36	776	16	266	127	13.0	22
1963	10	544	1847	184.7	3.4	344	931	93.1	2.7	200	79	916	8	39.5	91.6	36.5	18	183	37	834	16	219	104	14.0	25
1964	10	641	2710	271.0	4.2	439	1605	160.5	3.4	202	87	1105	19	43.1	110.5	32.3	30	317	28	531	16	229	141	13.5	34
1965	10	622	2515	251.5	4.0	448	1514	151.4	3.4	174	79	1001	10	45.4	100.1	37.8	29	339	15	439	15	154	141	13.7	29
1966	10	681	3164	316.4	4.6	444	1753	175.3	3.9	237	117	1411	12	49.4	141.1	39.6	27	229	33	694	15	158	169	17.7	21
1967	10	661	2577	257.7	3.9	455	1396	139.6	3.1	206	92	1181	9	44.7	118.1	35.8	36	389	34	748	13	102	137	12.8	21
1968	10	748	3386	338.6	4.5	483	1319	131.9	2.8	285	143	2067	17	50.2	206.7	37.3	28	331	39	811	19	183	174	17.9	34
1969	10	784	3579	357.9	4.6	542	1933	193.3	3.6	252	117	1646	12	46.0	164.6	37.8	28	206	27	591	24	213	190	25.0	25
1970	11	838	4768	433.4	5.7	578	2781	252.8	4.9	260	148	1987	14	56.9	180.6	38.3	42	381	32	596	12	118	228	28.5	31
1971	11	766	3352	304.7	4.4	534	2078	188.9	3.9	232	108	1282	19	46.6	116.5	40.0	38	255	36	682	14	204	182	18.4	32
1972	11	773	3896	354.2	5.0	561	2433	221.2	4.3	212	104	1463	15	49.0	133.0	38.1	29	310	31	633	10	196	198	22.3	29
1973	11	814	4072	370.2	5.0	624	2850	259.1	4.6	190	93	1222	19	49.5	111.1	39.8	27	252	44	919	10	87	223	23.9	37
1974	11	789	3950	359.1	5.0	580	2586	235.1	4.5	209	102	1414	13	48.8	128.5	39.2	27	280	40	781	8	82	211	22.7	28
1975	11	785	4434	403.1	5.6	648	3416	310.5	5.3	137	75	1017	6	54.7	92.5	39.9	32	248	33	674	9	213	237	34.6	18
1976	11	809	4201	381.9	5.2	586	2586	235.1	4.4	223	115	1615	9	51.5	146.8	38.8	25	192	22	346	10	73	226	21.5	26
1977	12	845	3582	298.5	4.2	603	2054	171.2	3.4	242	101	1528	21	41.7	127.2	41.9	24	65	41	799	8	104	202	13.6	35
1978	12	775	3151	262.6	4.1	546	1843	153.6	3.4	229	112	1308	24	48.9	109.0	40.1	27	91	61	1128	5	55	181	10.9	38
1979	12	759	2846	237.2	3.7	496	1354	112.8	2.7	263	119	1492	16	45.2	124.3	40.3	44	260	29	596	10	108	151	9.7	24
1980	11	760	3338	303.4	4.4	493	1652	150.2	3.4	267	148	1686	11	55.4	153.3	37.4	22	175	30	587	14	329	184	20.2	28
1981	12	810	3023	251.9	3.7	461	1169	97.4	2.5	349	164	1854	23	47.0	154.5	40.3	15	127	36	659	10	87	201	8.8	41
1982	11	776	3557	323.4	4.6	400	1068	97.1	2.7	376	209	2489	20	55.6	226.3	37.7	9	87	27	545	12	94	207	13.4	35
1983	11	804	4036	366.9	5.0	425	1588	144.4	3.7	379	214	2448	19	56.5	222.5	38.6	20	148	20	396	11	94	244	18.2	38
1984	11	809	3853	350.2	4.8	506	1921	174.6	3.8	303	146	1932	16	48.2	175.6	40.0	16	72	28	521	12	225	221	19.5	27
1985	12	887	4331	360.9	4.9	568	2167	180.6	3.8	319	180	2164	11	56.4	180.3	38.2	24	190	25	561	9	70	248	18.5	28
1986	12	816	3687	307.3	4.5	394	1253	104.4	3.2	422	204	2434	16	48.3	202.8	42.1	21	184	54	965	11	138	205	15.6	23
1987	12	755	2945	245.4	3.9	416	991	82.6	2.4	339	167	1954	19	49.3	162.8	40.6	21	207	64	1291	12	89	164	14.7	28
1988	12	788	3329	277.4	4.2	444	1394	116.2	3.1	344	171	1935	15	49.7	161.3	40.3	25	215	64	1237	4	2	208	13.1	34
1989	12	746	3184	265.3	4.2	367	1159	96.6	3.2	379	185	2025	21	48.8	168.6	36.6	16	171	58	1390	6	16	179	11.5	38
1990	12	747	2630	219.2	3.5	402	848	70.9	2.1	345	167	1782	16	48.4	194.5	37.5	34	323	51	1310	5	3	159	9.9	34
1991	12	793	3271	272.6	4.1	402	733	61.1	1.8	391	192	2538	9	49.1	211.5	38.7	23	210	53	1082	11	58	170	15.4	19
1992	11	754	3656	332.4	4.9	413	1321	120.1	3.2	341	183	2335	14	53.7	212.3	36.9	32	307	46	925	5	46	189	19.4	22
1993	12	815	4053	337.8	4.9	437	1550	129.2	3.5	378	203	2503	17	53.7	200.6	41.6	21	144	34	736	10	72	218	16.0	30
1994	11	735	3638	330.7	5.0	379	1248	113.5	3.3	356	210	2390	16	59.0	217.3	37.2	37	334	34	893	10	120	194	17.1	29
1995	12	814	4064	338.7	5.0	415	1500	125.0																	



All-Time Results

W CU/Opp. Opp. Opp.
L AP Final Final
Date Score T Site Opponent Rank W-L Rank

1896 (2-1)

O. 31	14-6	W	A	Furman		2-3
N. 12	6-12	L	A	South Carolina		1-3
N. 21	16-0	W	A	Wofford		2-2

1897 (2-2)

O. 9	0-24	L	A	Georgia		2-1
O. 23	10-0	W	A	Charlotte "Y"		
O. 25	0-28	L	A	North Carolina		7-3
N. 10	18-6	W	A	South Carolina		0-3

1898 (3-1)

O. 8	8-20	L	A	Georgia		4-2
O. 20	55-0	W	H	Bingham		
N. 17	24-0	W	A	South Carolina		1-2
N. 24	23-0	W	N1	Georgia Tech		0-3

N1 - Augusta, GA

1899 (4-2)

O. 7	0-11	L	A	Georgia		2-3-1
O. 14	10-0	W	N1	Davidson		1-3-1
O. 28	0-34	L	A	Auburn		3-1-1
N. 9	34-0	W	A	South Carolina		2-3
N. 18	24-0	W	N1	N.C. State		1-2-2
N. 30	41-5	W	N2	Georgia Tech		0-5

N1 - Rock Hill, SC; N2 - Greenville, SC

1900 (6-0, 3-0, 1st in SIAA)

O. 19	64-0	W	H	Davidson		4-2
O. 22	21-0	W	A	Wofford		1-2-1
N. 1	51-0	W	A	South Carolina		4-3
N. 10	39-5	W	A	Georgia		2-4
N. 24	12-5	W	N1	Virginia Tech		3-3-1
N. 29	35-0	W	N2	Alabama		2-3

N1 - Charlotte, NC; N2 - Birmingham, AL

1901 (3-1-1)

O. 5	122-0	W	H	Guilford		0-4
O. 19	6-6	T	A	Tennessee		3-3-2
O. 26	29-5	W	A	Georgia		1-5-2
O. 31	11-17	L	N1	Virginia Tech		6-1
N. 28	22-10	W	N2	North Carolina		7-2

N1 - Columbia, SC; N2 - Charlotte, NC

1902 (6-1, 5-1, 1st in SIAA)

O. 4	11-5	W	H	N.C. State		3-4-2
O. 18	44-5	W	A	Georgia Tech		0-6-2
O. 24	28-0	W	A	Furman		4-3-3
O. 30	6-12	L	A	South Carolina		6-1
N. 8	36-0	W	H	Georgia		4-2-1
N. 15	16-0	W	A	Auburn		2-4-1
N. 27	11-0	W	A	Tennessee		6-2

1903 (4-1-1)

O. 10	29-0	W	A	Georgia		3-4
O. 17	73-0	W	A	Georgia Tech		2-5
O. 28	24-0	W	N1	N.C. State		4-4
N. 14	6-11	L	A	North Carolina		6-3
N. 21	24-0	W	A	Davidson		1-4
N. 26	11-11	T	N2	#Cumberland		

N1 - Columbia, SC; N2 - Montgomery, AL; # - SIAA Championship Game


1904 (3-3-1)

O. 8	18-0	W	N1	Alabama		7-3
O. 15	0-5	L	H	Auburn		5-0
O. 22	10-0	W	H	Georgia		1-5
O. 27	5-11	L	N2	Sewanee		
N. 5	11-11	T	A	Georgia Tech		8-1-1
N. 12	6-0	W	A	Tennessee		3-5-1
N. 24	0-18	L	A	N.C. State		3-1-2

N1 - Birmingham, AL; N2 - Columbia, SC

1905 (3-2-1)

O. 14	5-5	T	H	Tennessee		3-5-1
O. 21	35-0	W	A	Georgia		1-5
O. 25	25-0	W	N1	Alabama		6-4



The 1911 team had a 2-1 road record, including a 27-0 victory at South Carolina.

N. 11	26-0	W	A	Auburn		2-4
N. 18	0-41	L	A	Vanderbilt		7-1
N. 30	10-17	L	A	Georgia Tech		6-0-1

N1 - Columbia, SC

1906 (4-0-3)

O. 13	0-0	T	H	Virginia Tech		5-2-2
O. 20	6-0	W	H	Georgia		2-4-1
O. 25	0-0	T	N1	N.C. State		3-1-4
N. 3	0-0	T	A	Davidson		3-2-1
N. 10	6-4	W	H	Auburn		1-5-1
N. 19	16-0	W	H	Tennessee		1-6-2
N. 29	10-0	W	A	Georgia Tech		5-3-1

N1 - Columbia, SC

1907 (4-4)

S. 28	5-0	W	H	Gordon Military		
O. 9	35-0	W	H	Maryville		
O. 21	0-4	L	H	Tennessee		7-2-1
O. 31	15-6	W	N1	North Carolina		4-4-1
N. 4	0-12	L	A	Auburn		6-2-1
N. 7	0-8	L	N2	Georgia		4-3-1
N. 9	6-10	L	H	Davidson		4-1-1
N. 28	6-5	W	A	Georgia Tech		4-4

N1 - Columbia, SC; N2 - Augusta, GA

1908 (1-6)

S. 26	15-0	W	H	Gordon Military		
O. 10	0-6	L	H	Virginia Tech		5-4
O. 17	0-41	L	A	Vanderbilt		7-2-1
O. 28	0-13	L	N1	Davidson		6-2-2
N. 5	0-6	L	N2	Georgia		5-2-1
N. 14	5-6	L	A	Tennessee		7-2
N. 26	6-30	L	A	Georgia Tech		6-3

N1 - Columbia, SC; N2 - Augusta, GA

1909 (6-3)

S. 27	26-0	W	H	Gordon Military		
O. 2	0-6	L	A	Virginia Tech		6-1
O. 9	17-5	W	N1	Davidson		3-4-2
O. 16	0-3	L	N2	Alabama		5-1-2
O. 23	19-0	W	H	Port Royal		
N. 4	6-0	W	A	South Carolina		2-6
N. 10	5-0	W	N3	Georgia		1-4-2
N. 13	17-0	W	A	The Citadel		4-3-2
N. 25	3-29	L	A	Georgia Tech		7-2

N1 - Charlotte, NC; N2 - Birmingham, AL; N3 - Augusta, GA

1910 (4-3-1)

S. 24	26-0	W	H	Gordon Military		
O. 1	0-3	L	H	Mercer		6-3
O. 8	24-0	W	A	Samford		
O. 15	32-0	W	A	The Citadel		3-4
O. 22	0-17	L	A	Auburn		6-1
N. 3	24-0	W	A	South Carolina		4-4

N. 10	0-0	T	N1	Georgia		6-2-1
N. 24	0-34	L	A	Georgia Tech		5-3

N1 - Augusta, GA

1911 (3-5)

O. 14	0-29	L	H	Auburn		4-2-1
O. 21	15-0	W	H	Samford		
O. 25	5-6	L	H	Florida		5-1
N. 2	27-0	W	A	South Carolina		1-4-2
N. 4	18-0	W	A	The Citadel		5-2-2
N. 9	0-23	L	N1	Georgia		7-1-1
N. 18	6-30	L	N2	Mercer		4-6-1
N. 30	0-31	L	A	Georgia Tech		6-2-1

N1 - Augusta, GA; N2 - Columbus, GA

1912 (4-4)

O. 5	59-0	W	A	Samford		
O. 12	26-0	W	H	Riverside		
O. 19	6-27	L	A	Auburn		6-1-1
O. 26	52-14	W	H	The Citadel		3-4
O. 31	7-22	L	A	South Carolina		5-2-1
N. 7	5-27	L	N1	Georgia		6-1-1
N. 16	21-13	W	A	Mercer		5-3-1
N. 28	0-23	L	A	Georgia Tech		5-3-1

N1 - Augusta, GA

1913 (4-4)

O. 4	6-3	W	H	Davidson		2-5
O. 11	0-20	L	A	Alabama		6-3
O. 18	0-20	L	H	Auburn		8-0
O. 30	32-0	W	A	South Carolina		4-3
N. 6	15-18	L	N1	Georgia		6-2
N. 8	7-3	W	A	The Citadel		3-4-2
N. 17	52-0	W	A	Mercer		2-5-1
N. 27	0-34	L	A	Georgia Tech		7-2

N1 - Augusta, GA

1914 (5-3-1)

O. 3	0-0	T	A	Davidson		5-1-1
O. 10	0-27	L	A	Tennessee		9-0
O. 17	0-28	L	A	Auburn		8-0-1
O. 22	57-0	W	A	Furman		2-5
O. 29	29-6	W	A	South Carolina		5-5-1
O. 31	14-0	W	A	The Citadel		2-5
N. 7	35-13	W	A	Georgia		3-5-1
N. 14	27-23	W	N1	Virginia Military		4-4
N. 26	6-26	L	A	Georgia Tech		6-2

N1 - Richmond, VA

1915 (2-4-2)

S. 25	94-0	W	A	Furman		5-3
O. 2	6-6	T	H	*Davidson		5-3-1
O. 9	3-0	W	A	Tennessee		4-4
O. 16	0-14	L	N1	Auburn		6-2
O. 28	0-0	T	A	South Carolina		5-3-1
N. 6	7-9	L	N2	North Carolina		4-3-1

All-Time Results



N. 13	3-6	L	N3	Virginia Military	6-2-1
N. 25	0-13	L	A	Georgia	5-2-2

* - dedication of Riggs Field; N1 - Anderson, SC; N2 - Greenville, SC; N3 - Richmond, VA

1916 (3-6)

S. 30	7-6	W	H	Furman	4-5
O. 7	0-26	L	N1	Georgia	6-3
O. 14	0-14	L	H	Tennessee	8-0-1
O. 20	0-28	L	A	Auburn	6-2
O. 26	27-0	W	A	South Carolina	2-7
N. 11	7-37	L	N2	Virginia Military	4-5
N. 16	0-3	L	N3	The Citadel	6-1-1
N. 22	40-0	W	H	Presbyterian	4-3
N. 30	0-33	L	N4	Davidson	5-3-1

N1 - Anderson, SC; N2 - Richmond, VA; N3 - Orangeburg, SC; N4 - Charlotte, NC

1917 (6-2)

S. 28	13-0	W	H	Presbyterian	8-1
O. 13	38-0	W	A	Furman	3-5
O. 19	0-7	L	H	Auburn	6-2-1
O. 25	21-13	W	A	South Carolina	3-5
N. 1	27-16	W	A	Wofford	5-4
N. 8	20-0	W	N1	The Citadel	3-3
N. 17	55-7	W	N2	Florida	2-4
N. 29	9-21	L	N3	Davidson	6-4

N1 - Orangeburg, SC; N2 - Jacksonville, FL; N3 - Charlotte, NC

1918 (5-2)

S. 27	65-0	W	H	Camp Sevier	
O. 5	0-28	L	A	Georgia Tech	6-1
N. 2	39-0	W	A	South Carolina	2-1-1
N. 9	13-66	L	H	Camp Hancock	
N. 16	7-0	W	N1	The Citadel	0-2-1
N. 23	67-7	W	H	Furman	3-5-1
N. 29	7-0	W	H	Davidson	2-1-1

N1 - Columbia, SC

1919 (6-2-2)

S. 27	53-0	W	H	Erskine	2-5
O. 3	7-0	W	H	Davidson	4-4-2
O. 11	0-28	L	A	Georgia Tech	7-3
O. 17	0-7	L	A	Auburn	8-1
O. 25	14-0	W	H	Tennessee	3-3-3
O. 30	19-6	W	A	South Carolina	1-7-1
N. 7	19-7	W	H	Presbyterian	4-3-2
N. 13	33-0	W	N1	The Citadel	4-4-1
N. 21	7-7	T	A	Furman	6-2-1
N. 27	0-0	T	A	Georgia	4-2-3

N1 - Orangeburg, SC

1920 (4-6-1)

S. 24	26-0	W	H	Erskine	5-3
O. 1	7-7	T	H	Presbyterian	5-1-1
O. 2	26-6	W	H	Newberry	1-7
O. 9	13-7	W	H	Wofford	0-8-1
O. 15	0-21	L	H	Auburn	7-2
O. 23	0-26	L	A	Tennessee	7-2
O. 28	0-3	L	A	South Carolina	5-4
N. 6	0-7	L	A	Georgia Tech	8-1
N. 11	26-0	W	N1	The Citadel	2-6
N. 20	0-14	L	A	Furman	9-1
N. 25	0-55	L	A	Georgia	8-0-1

N1 - Orangeburg, SC

1921 (1-6-2)

O. 1	0-14	L	A	Centre	10-0
O. 7	34-0	W	H	Presbyterian	1-7
O. 14	0-56	L	A	Auburn	5-3
O. 21	0-0	T	A	Furman	7-2-1
O. 27	0-21	L	A	South Carolina	5-1-2
N. 5	7-48	L	A	Georgia Tech	8-1
N. 10	7-7	T	N1	The Citadel	3-3-2
N. 18	0-13	L	H	Erskine	6-2
N. 24	0-28	L	A	Georgia	7-2-1

N1 - Orangeburg, SC

1922 (5-4)

S. 30	0-21	L	H	Centre	6-3
-------	------	---	---	--------	-----

O. 7	57-0	W	H	Newberry	2-5
O. 13	13-0	W	H	†Presbyterian	6-2-1
O. 26	3-0	W	A	South Carolina	5-4
N. 4	7-21	L	A	Georgia Tech	7-2
N. 11	18-0	W	A	The Citadel	3-5
N. 18	52-0	W	H	Erskine	0-8
N. 25	6-20	L	A	Furman	8-3
D. 2	14-47	L	N1	Florida	7-2

† - Clemson's 100th win; N1 - Jacksonville, FL

1923 (5-2-1)

S. 29	0-0	T	H	Auburn	3-3-3
O. 6	32-0	W	H	Newberry	2-8
O. 13	7-28	L	A	Centre	7-1-1
O. 25	7-6	W	A	South Carolina	4-6
N. 3	6-25	L	A	Virginia Tech	6-3
N. 9	12-0	W	H	Davidson	3-7
N. 17	20-0	W	H	Presbyterian	4-3-1
N. 29	7-6	W	A	Furman	9-2

1924 (2-6)

S. 27	60-0	W	H	Elon	
O. 4	0-13	L	A	Auburn	4-4-1
O. 11	14-0	W	H	Presbyterian	1-6-1
O. 23	0-3	L	A	South Carolina	7-3
N. 1	6-50	L	H	Virginia Tech	4-2-3
N. 8	0-7	L	N1	Davidson	7-2-1
N. 15	0-20	L	N2	The Citadel	6-4
N. 27	0-3	L	H	Furman	5-5

N1 - Charlotte, NC; N2 - Anderson, SC

1925 (1-7)

S. 26	9-14	L	H	Presbyterian	3-6
O. 3	6-13	L	H	Auburn	5-3-1
O. 10	6-19	L	A	Kentucky	6-3
O. 22	0-33	L	A	South Carolina	7-3
O. 29	0-13	L	A	Wofford	3-7
N. 7	0-42	L	H	Florida	8-2
N. 14	6-0	W	A	The Citadel	6-4
N. 26	0-26	L	A	Furman	7-3

1926 (2-7)

S. 18	7-0	W	H	Erskine	1-7
S. 25	0-14	L	H	Presbyterian	7-2
O. 2	0-47	L	A	Auburn	5-4
O. 9	7-3	W	H	N.C. State	4-6
O. 21	0-24	L	A	South Carolina	6-4
O. 28	0-3	L	A	Wofford	2-8
N. 6	0-33	L	A	Florida	2-6-2
N. 13	6-15	L	H	The Citadel	7-3
N. 25	0-30	L	A	Furman	8-1



Pictured above is a game action on Riggs Field during the 1930s. The field, now the home of Tiger soccer, was the home of the Clemson football team from 1915-41.

1927 (5-3-1)

S. 24	0-0	T	H	Presbyterian	3-3-3
O. 1	3-0	W	H	Auburn	0-7-2
O. 8	6-18	L	A	N.C. State	9-1
O. 14	25-6	W	H	Erskine	2-4-1
O. 20	20-0	W	A	South Carolina	4-5
O. 29	6-0	W	H	Wofford	2-4-3
N. 5	13-0	W	A	The Citadel	3-6-1
N. 12	0-32	L	A	Georgia	9-1
N. 24	0-28	L	A	Furman	10-1

1928 (8-3)

S. 22	30-0	W	H	Newberry	3-5
S. 29	6-0	W	H	Davidson	2-8
O. 6	6-0	W	A	Auburn	1-8
O. 12	7-0	W	N1	N.C. State	4-3-1
O. 19	52-0	W	H	Erskine	3-7
O. 25	32-0	W	A	South Carolina	6-2-2
N. 3	7-26	L	A	Mississippi	5-4
N. 10	12-0	W	N2	Virginia Military	5-3-2
N. 17	6-27	L	N3	Florida	8-1
N. 29	27-12	W	A	Furman	5-4
D. 8	7-12	L	A	The Citadel	6-3-1

N1 - Florence, SC; N2 - Lynchburg, VA; N3 - Jacksonville, FL

1929 (8-3)

S. 21	68-0	W	H	Newberry	0-5
S. 28	32-14	W	N1	Davidson	5-5
O. 5	26-7	W	H	Auburn	2-7
O. 11	26-0	W	N2	N.C. State	1-8
O. 18	30-0	W	A	Wofford	3-6
O. 24	21-14	W	A	South Carolina	6-5
N. 2	6-44	L	A	Kentucky	6-1
N. 9	0-12	L	N3	Virginia Military	8-2
N. 16	7-13	L	A	Florida	8-2
N. 23	13-0	W	H	The Citadel	5-4-1
N. 28	7-6	W	H	Furman	5-4-1

N1 - Charlotte, NC; N2 - Florence, SC; N3 - Norfolk, VA

1930 (8-2)

S. 20	28-7	W	H	Presbyterian	9-1
S. 27	32-0	W	H	Wofford	2-9
O. 3	13-7	W	N1	The Citadel	4-5-2
O. 11	27-0	W	N2	N.C. State	2-8
O. 17	75-0	W	H	Newberry	0-5-3
O. 23	20-7	W	A	South Carolina	6-4
N. 1	0-27	L	A	Tennessee	9-1
N. 8	32-0	W	N3	Virginia Military	3-6
N. 15	0-27	L	N4	Florida	6-3-1
N. 27	12-7	W	A	Furman	6-3-1

N1 - Florence, SC; N2 - Charlotte, NC; N3 - Norfolk, VA; N4 - Jacksonville, FL

1931 (1-6-2)

S. 25	0-0	T	H	Presbyterian	2-5-2
O. 3	0-44	L	A	Tennessee	9-0-1
O. 10	6-0	W	N1	N.C. State	3-6
O. 16	0-6	L	N2	The Citadel	5-4-1
O. 22	0-21	L	A	South Carolina	5-4-1
O. 31	0-12	L	H	Oglethorpe	
N. 7	6-7	L	N3	Virginia Military	3-6-1
N. 14	7-74	L	N4	Alabama	9-1
N. 26	0-0	T	A	Furman	5-2-2

N1 - Charlotte, NC; N2 - Florence, SC; N3 - Norfolk, VA; N4 - Montgomery, AL

1932 (3-5-1)

S. 23	13-0	W	H	Presbyterian	5-2-1
O. 1	14-32	L	A	Georgia Tech	4-5-1
O. 8	0-13	L	A	N.C. State	6-1-2
O. 14	19-0	W	H	Erskine	1-8
O. 20	0-14	L	A	South Carolina	5-4-2
O. 29	7-7	T	A	Davidson	4-4-1
N. 5	18-6	W	A	The Citadel	4-5
N. 11	18-32	L	H	Georgia	2-5-2
N. 24	0-7	L	A	Furman	8-1

1933 (3-6-2)

S. 23	6-6	T	H	Presbyterian	4-2-2
S. 30	2-39	L	A	Georgia Tech	5-5



All-Time Results

O. 7	9-0	W	H	N.C. State	1-5-3
O. 13	0-0	T	A	%George Washington	5-3-1
O. 19	0-7	L	A	South Carolina	6-3-1
O. 28	0-13	L	N1	Mississippi	6-3-2
N. 4	13-0	W	N2	Wake Forest	0-5-1
N. 11	13-14	L	A	Wofford	3-6
N. 18	0-13	L	N3	Mercer	4-3-2
N. 25	7-0	W	H	The Citadel	3-5-1
N. 30	0-6	L	A	Furman	6-1-2

% - first night game; N1 - Meridian, MS; N2 - Charlotte, NC; N3 - Savannah, GA

1934 (5-4)

S. 22	6-0	W	H	Presbyterian	3-4-2
S. 29	7-12	L	A	Georgia Tech	1-9
O. 6	6-20	L	A	Duke	7-2
O. 13	0-7	L	A	Kentucky	5-5
O. 25	19-0	W	A	South Carolina	5-4
N. 3	12-6	W	A	N.C. State	2-6-1
N. 10	0-40	L	A	Alabama	10-0
N. 17	32-0	W	N1	Mercer	3-6-1
N. 29	7-0	W	H	Furman	5-4

N1 - Savannah, GA

1935 (6-3)

S. 21	25-6	W	H	Presbyterian	2-7
S. 28	28-7	W	A	Virginia Tech	4-3-2
O. 5	13-7	W	H	Wake Forest	2-7
O. 12	12-38	L	A	Duke	8-2
O. 24	44-0	W	A	South Carolina	3-7
N. 2	13-0	W	N1	Mercer	4-5
N. 9	0-33	L	A	Alabama	6-2-1
N. 16	6-0	W	A	The Citadel	4-3-1
N. 28	6-8	L	A	Furman	8-1

N1 - Augusta, GA

1936 (5-5)

S. 19	19-0	W	H	Presbyterian	3-6
S. 26	20-0	W	H	Virginia Tech	5-5
O. 3	0-32	L	A	Alabama	8-0-1 4
O. 10	0-25	L	A	Duke	9-1 11
O. 16	0-6	L	A	%Wake Forest	5-4
O. 22	19-0	W	A	South Carolina	5-7
O. 31	14-13	W	A	Georgia Tech	5-5-1
N. 7	20-0	W	A	The Citadel	4-6
N. 14	6-7	L	A	Kentucky	6-4
N. 26	0-12	L	H	Furman	7-2

1937 (4-4-1)

S. 18	46-0	W	H	Presbyterian	0-10
S. 25	0-7	L	A	Tulane	5-4-1
O. 2	6-21	L	A	Army	7-2
O. 9	0-14	L	A	Georgia	6-3-2
O. 21	34-6	W	A	South Carolina	5-6-1
O. 30	32-0	W	H	Wake Forest	3-6
N. 6	0-7	L	A	Georgia Tech	6-3-1
N. 13	10-9	W	A	Florida	4-7
N. 25	0-0	T	A	Furman	4-3-2

1938 (7-1-1, 3-0-1, 2nd in SoCon)

S. 17	26-0	W	H	Presbyterian	6-4
S. 24	13-10	W	A	Tulane	7-2-1 19
O. 1	7-20	L	A	Tennessee	11-0 #2
O. 8	7-7	T	N1	Virginia Military	6-1-4
O. 20	34-12	W	A	South Carolina	6-4-1
O. 28	7-0	W	A	%Wake Forest	4-5-1
N. 5	27-0	W	N2	George Washington	5-4
N. 12	14-0	W	A	Kentucky	2-7
N. 24	10-7	W	H	Furman	2-7-1

N1 - Charlotte, NC; N2 - Greenville, NC

1939 (9-1, 4-0, 2nd in SoCon)

Ranked #12 by AP

S. 23	18-0	W	H	Presbyterian	4-3-2
S. 30	6-7	L	A	Tulane	8-1-1 5
O. 7	25-6	W	N1	N.C. State	2-8
O. 19	27-0	W	A	South Carolina	3-6-1
O. 28	15-7	W	A	Navy	3-5-1
N. 3	13-6	W	A	%George Washington	5-3
N. 11	20-7	W	H	Wake Forest	7-3
N. 18	21-6	W	A	Rhodes	16/-

N. 25	14-3	W	A	Furman	15/-	5-4
J. 1	6-3	W	N2	Boston College	12/11	9-2 #12/11

N1 - Charlotte, NC; N2 - Cotton Bowl, Dallas, TX

1940 (6-2-1, 4-0, 1st in SoCon)

S. 21	38-0	W	A	Presbyterian	6-4
S. 28	26-0	W	H	Wofford	3-4-2
O. 5	26-7	W	N1	N.C. State	3-6
O. 12	39-0	W	H	Wake Forest	7-3
O. 24	21-13	W	A	South Carolina	13/- 3-6
N. 2	0-13	L	A	Tulane	10/- 5-5
N. 9	7-21	L	A	Auburn	6-4-1
N. 16	12-12	T	A	Rhodes	
N. 23	13-7	W	A	Furman	5-4

N1 - Charlotte, NC

1941 (7-2, 5-1, 3rd in SoCon)

S. 20	41-12	W	H	Presbyterian	6-3
S. 27	36-7	W	N1	Virginia Military	4-6
O. 4	27-6	W	N2	N.C. State	4-5-2
O. 11	26-13	W	A3	Boston College	7-3
O. 23	14-18	L	A	South Carolina 14/-	4-4-1
O. 31	19-0	W	A	%George Washington	1-7-1
N. 15	29-0	W	H	Wake Forest	5-5-1
N. 22	34-6	W	A	Furman 18/-	3-4-2
N. 29	7-28	L	A	Auburn 16/-	4-5-1

N1 - Lynchburg, VA; N2 - Charlotte, NC; A3 - Fenway Park

1942 (3-6-1, 2-3-1, 9th in SoCon)

S. 19	32-13	W	H	#Presbyterian	6-4
S. 26	0-0	T	N1	Virginia Military	3-5-1
O. 3	6-7	L	N2	N.C. State	4-4-2
O. 10	7-14	L	A3	Boston College	*8-2
O. 22	18-6	W	A	†South Carolina	1-7-1
O. 31	6-19	L	A	Wake Forest	6-2-1
N. 7	0-7	L	H	George Washington	3-6
N. 14	6-24	L	A	Jacksonville N.A.S.	
N. 21	12-7	W	H	Furman	3-6
N. 28	13-41	L	A	Auburn	-/16 6-4-1

1943 (2-6, 2-3, T-7th in SoCon)

S. 25	12-13	L	H	Presbyterian	6-6
O. 2	19-7	W	N1	%N.C. State	3-6
O. 9	7-12	L	N2	Virginia Military	2-6
O. 21	6-33	L	A	South Carolina	5-2
O. 30	12-41	L	H	Wake Forest	4-5
N. 6	26-6	W	A	Davidson	0-5
N. 13	6-32	L	N3	Georgia Pre-Flight	
N. 20	6-41	L	A	Georgia Tech	-/15 8-3 #13

N1 - Charlotte, NC; N2 - Roanoke, VA; N3 - Greenville, SC

1944 (4-5, 3-1, T-3rd in SoCon)

S. 23	34-0	W	H	Presbyterian	3-6	
S. 30	0-51	L	A	Georgia Tech	8-3	#13
O. 7	13-7	W	N1	N.C. State	7-2	
O. 19	20-13	W	A	South Carolina	3-4-2	
O. 28	7-26	L	A	Tennessee	-/20	7-1-1 #12
N. 4	7-13	L	A	Wake Forest	-/17	8-1
N. 11	57-12	W	H	Virginia Military	1-8	
N. 18	20-36	L	A	Tulane	4-3	
N. 24	7-21	L	A	Georgia	7-3	

N1 - Charlotte, NC



1945 (6-3-1, 2-1-1, 4th in SoCon)

S. 22	76-0	W	H	Presbyterian	1-6	
S. 29	0-20	L	A	Georgia	9-2	#18
O. 6	13-0	W	A	%N.C. State	3-6	
O. 13	7-6	W	H	Pensacola N.A.S.		
O. 25	0-0	T	A	South Carolina	2-4-3	
N. 2	6-7	L	A	%Miami (FL)	9-1-1	#
N. 10	35-0	W	H	Virginia Tech	2-6	
N. 17	47-20	W	A	Tulane	2-6-1	
N. 24	21-7	W	A	Georgia Tech	4-6	
D. 1	6-13	L	H	Wake Forest	16/-	5-3-1

1946 (4-5, 2-3, 11th in SoCon)

S. 21	39-0	W	H	Presbyterian	7-2
S. 27	12-35	L	A	%Georgia	11-0 #3
O. 5	7-14	L	H	N.C. State	8-3 #18
O. 12	7-19	L	A	Wake Forest	6-3
O. 24	14-26	L	A	South Carolina	5-3
N. 2	14-7	W	A	Virginia Tech	3-4-3 #
N. 9	13-54	L	A	Tulane	3-7
N. 16	20-6	W	H	Furman	2-8
N. 23	21-13	W	N1	Auburn	4-6

N1 - Montgomery, AL

1947 (4-5, 1-3, 12th in SoCon)

S. 20	42-0	W	H	Presbyterian	4-5-1
S. 26	22-32	L	A1	%Boston College	5-4
O. 4	14-16	L	H	Wake Forest	6-4
O. 11	0-18	L	A	%N.C. State	5-3-1 17
O. 23	19-21	L	A	South Carolina	6-2-1
O. 31	6-21	L	A	%Georgia	7-4-1 #
N. 8	35-7	W	A	Furman	2-7
N. 15	34-13	W	A	%Duquesne	2-8
N. 22	34-18	W	H	Auburn	2-7

A1 - Braves Field

1948 (11-0, 5-0, 1st in SoCon)

Ranked #11 by AP

S. 25	53-0	W	H	%*Presbyterian	5-4	
O. 2	6-0	W	H	%N.C. State	3-6-1	
O. 9	21-7	W	A	Mississippi State	4-4-1	
O. 21	13-7	W	A	South Carolina	14/-	3-5
O. 29	26-19	W	A1	%Boston College	13/-	5-2-2
N. 6	41-0	W	H	Furman	12/-	2-6-1
N. 13	21-14	W	A	Wake Forest	10/19	6-4 #20/-
N. 20	42-0	W	H	Duquesne	9/-	2-7
N. 27	7-6	W	N2	Auburn	11/-	1-8-1
D. 4	20-0	W	A	The Citadel	10/-	2-7
J. 1	24-23	W	N3	Missouri	11/-	8-3 #

* - first home night game; A1 - Braves Field; N2 - Mobile, AL; N3 - Gator Bowl, Jacksonville, FL

1949 (4-4-2, 2-2, 8th in SoCon)

S. 17	69-7	W	H	%Presbyterian	5-4
S. 24	7-33	L	A	%Rice	10-1 #5/-
O. 1	7-6	W	A	%N.C. State	3-7
O. 8	7-7	T	H	%Mississippi State	0-8-1
O. 20	13-27	L	A	South Carolina	4-6
O. 29	21-35	L	H	%Wake Forest	4-6
N. 5	27-40	L	H	Boston College	4-4-1
N. 12	33-20	W	H	%Duquesne	3-6
N. 19	28-21	W	A	Furman	2-6-1
N. 26	20-20	T	N1	Auburn	2-4-3

N1 - Mobile, AL

1950 (9-0-1, 3-0-1, 2nd in SoCon)

Ranked #10th by AP, #12 by UPI

S. 23	54-0	W	H	%Presbyterian	5-5
S. 30	34-0	W	A	Missouri	-/17 4-5-1
O. 7	27-0	W	H	%N.C. State	18/- 5-4-1
O. 19	14-14	T	A	South Carolina	12/- 3-4-2
O. 28	13-12	W	A	Wake Forest	16/17 6-1-2
N. 4	53-20	W	H	Duquesne	14/- 2-6-1

Led by Head Coach Jess Neely (kneeling right), Clemson earned its first-ever final ranking in 1939 after amassing a 9-1 record.

All-Time Results



N. 11	35-14	W	A1	Boston College	13/-	0-9-1
N. 18	57-2	W	H	Furman	11/-	2-8-1
N. 25	41-0	W	A	Auburn	11/-	0-10
J. 1	15-14	W	A2	Miami (FL)	10/15	9-1-1 #15/13

A1 - Braves Field; A2 - Orange Bowl, Miami, FL

1951 (7-3, 3-1, 5th in SoCon)

Ranked #19 by AP

S. 22	53-6	W	H	%Presbyterian	5-4
S. 29	20-14	W	A	%Rice	5-5
O. 6	6-0	W	A	%N.C. State	18/-
O. 13	7-21	L	A	%Pacific	16/20
O. 25	0-20	L	A	South Carolina	5-4
N. 3	21-6	W	H	Wake Forest	6-4
N. 10	21-2	W	H	Boston College	3-6
N. 17	34-14	W	A	Furman	3-6-1
N. 24	34-0	W	H	Auburn	5-5
J. 1	0-14	L	N1	Miami (FL)	19/-

N1 - Gator Bowl, Jacksonville, FL

1952 (2-6-1)

S. 20	53-13	W	H	%Presbyterian	3-6
S. 27	7-14	L	H	Villanova	7-1-1
O. 4	0-28	L	A	Maryland	-/3
O. 11	13-54	L	A	Florida	8-3
O. 23	0-6	L	A	South Carolina	5-5
O. 31	13-0	W	A1	%Boston College	4-4-1
N. 8	12-12	T	A	Fordham	2-5-1
N. 15	14-27	L	A	Kentucky	5-3-2
N. 22	0-3	L	A	Auburn	2-8

A1 - Braves Field

1953 (3-5-1, 1-2, 6th in ACC)

S. 19	33-7	W	H	%Presbyterian	5-3-1
S. 26	14-14	T	A1	Boston College	5-3-1
O. 3	0-20	L	H	#Maryland	-/3
O. 9	7-39	L	A	%Miami (FL)	4-5
O. 22	7-14	L	A	South Carolina	7-3
O. 31	18-0	W	H	Wake Forest	3-6-1
N. 7	7-20	L	A	Georgia Tech	-/6
N. 14	34-13	W	A	The Citadel	2-7-0
N. 21	19-45	L	H	Auburn	-/14

- Clemson's first ACC game; A1 - Fenway Park

1954 (5-5, 1-2, 5th in ACC)

S. 18	33-0	W	H	%Presbyterian	6-3
S. 25	7-14	L	A	Georgia	6-3-1
O. 2	7-18	L	H	Virginia Tech	8-0-1
O. 9	14-7	W	N1	%Florida	-/14
O. 21	8-13	L	A	South Carolina	6-4
O. 30	32-20	W	N2	Wake Forest	2-7-1
N. 6	27-6	W	H	Furman	5-5
N. 13	0-16	L	A	Maryland	-/17
N. 20	6-27	L	A	Auburn	-/18
N. 27	59-0	W	H	The Citadel	2-8

N1 - Jacksonville, FL; N2 - Charlotte, NC

1955 (7-3, 3-1, 3rd in ACC)

S. 17	33-0	W	H	%Presbyterian	3-5-1
S. 24	20-7	W	A	Virginia	1-9
O. 1	26-7	W	H	Georgia	4-6
O. 8	7-21	L	A	%Rice	16/-
O. 20	28-14	W	A	South Carolina	3-6
O. 29	19-13	W	H	Wake Forest	5-4-1
N. 5	21-16	W	N1	Virginia Tech	6-3-1
N. 12	12-25	L	H	Maryland	-/2
N. 19	0-21	L	N2	Auburn	-/12
N. 26	40-20	W	A	Furman	1-9

N1 - Roanoke, VA; N2 - Mobile, AL

1956 (7-2-2, 4-0-1, 1st in ACC)

Ranked #19 by AP

S. 22	27-7	W	H	%Presbyterian	4-6
S. 29	20-20	T	A	Florida	-/19
O. 6	13-7	W	A	%N.C. State	3-7
O. 13	17-0	W	A	Wake Forest	2-5-3
O. 25	7-0	W	A	South Carolina	20/-
N. 3	21-6	W	H	Virginia Tech	13/16
N. 10	6-6	T	A	Maryland	11/-
N. 16	0-21	L	A	%Miami (FL)	13/8
N. 24	7-0	W	H	Virginia	4-6



Clemson blanked The Citadel by a score of 59-0 in the 1954 season-finale. It was the seventh of Clemson's current 14-game winning streak in the series against the Bulldogs.

D. 1	28-7	W	H	Furman	2-8
J. 1	21-27	L	N1	Colorado	19/20

N1 - Orange Bowl, Miami, FL

1957 (7-3, 4-3, T-3rd in ACC)

Ranked #18 by UPI

S. 21	66-0	W	H	Presbyterian	0-8-1
S. 28	0-26	L	A	North Carolina	6-4
O. 5	7-13	L	H	N.C. State	-/13
O. 12	20-6	W	A	Virginia	3-6-1
O. 24	13-0	W	A	South Carolina	5-5
N. 2	20-7	W	A	%Rice	7-4
N. 9	26-7	W	H	Maryland	5-5
N. 16	6-7	L	A	Duke	14/11
N. 23	13-6	W	H	Wake Forest	0-10
N. 30	45-6	W	A	Furman	3-7

1958 (8-3, 5-1, 1st in ACC)

Ranked #12 by AP, #13 by UPI

S. 20	20-15	W	H	Virginia	18/-
S. 27	26-21	W	H	*North Carolina	6-4
O. 4	8-0	W	A	Maryland	10/-
O. 11	12-7	W	A	%Vanderbilt	8/-
O. 23	6-26	L	A	South Carolina	10/-
N. 1	14-12	W	H	Wake Forest	19/-
N. 8	0-13	L	A	Georgia Tech	17/19
N. 15	13-6	W	A	N.C. State	2-7-1
N. 22	34-12	W	H	Boston College	16/-
N. 29	36-19	W	H	Furman	12/-
J. 1	0-7	L	N1	Louisiana State	12/1

* - Howard's 100th win; N1 - Sugar Bowl, New Orleans, LA

1959 (9-2, 6-1, 1st in ACC)

Ranked #11 by AP

S. 19	20-18	W	A	North Carolina	18/12
S. 26	47-0	W	A	Virginia	5/-
O. 3	6-16	L	A	Georgia Tech	6/7
O. 10	23-0	W	H	N.C. State	1-9
O. 22	27-0	W	A	&South Carolina	17/-
O. 31	19-0	W	A	%Rice	12/-
N. 7	6-0	W	H	Duke	10/-
N. 14	25-28	L	H	Maryland	11/-
N. 21	33-31	W	H	Wake Forest	19/-
N. 28	56-3	W	A	Furman	14/-
D. 19	23-7	W	N1	†Texas Christian	11/7

N1 - Bluebonnet Bowl, Houston, TX; & - Last Big Thursday Game; † - Clemson's 300th win

1960 (6-4, 4-2, 4th in ACC)

S. 24	28-7	W	A	Wake Forest	9/-
O. 1	13-7	W	H	Virginia Tech	7/-
O. 8	21-7	W	H	Virginia	8/-
O. 15	17-19	L	A	Maryland	8/-
O. 22	6-21	L	A	Duke	-/18
O. 29	20-22	L	A	Vanderbilt	3-7
N. 5	24-0	W	H	North Carolina	3-7
N. 12	12-2	W	H	*South Carolina	3-6-1
N. 19	14-25	L	A	Boston College	3-6-1
N. 26	42-14	W	H	Furman	5-4

* - first South Carolina game at Clemson

1961 (5-5, 3-3, T-3rd in ACC)

S. 23	17-21	L	A	Florida	4-5-1
S. 30	21-24	L	H	Maryland	7-3
O. 7	27-0	W	A	North Carolina	5-5
O. 14	13-17	L	H	Wake Forest	4-6
O. 21	17-7	W	A	Duke	7-3
O. 28	14-24	L	A	Auburn	6-4
N. 4	21-6	W	H	Tulane	2-8
N. 11	14-21	L	A	South Carolina	4-6
N. 18	35-6	W	H	Furman	7-3
N. 25	20-0	W	H	N.C. State	4-6

1962 (6-4, 5-1, 2nd in ACC)

S. 22	9-26	L	A	Georgia Tech	7-3-1
S. 29	7-0	W	A	N.C. State	3-6-1
O. 6	24-7	W	A	Wake Forest	0-10
O. 13	16-24	L	H	Georgia	3-4-3
O. 20	0-16	L	H	Duke	8-2
O. 27	14-17	L	H	Auburn	-/10
N. 3	17-6	W	H	North Carolina	3-7
N. 10	44-3	W	A	Furman	4-6
N. 17	17-14	W	A	Maryland	6-4
N. 24	20-17	W	H	South Carolina	4-5-1

1963 (5-4-1, 5-2, T-3rd in ACC)

S. 21	14-31	L	A	Oklahoma	-/4
S. 28	0-27	L	A	Georgia Tech	-/9
O. 5	3-7	L	H	N.C. State	8-3
O. 12	7-7	T	H	Georgia	4-5-1
O. 19	30-35	L	A	Duke	5-4
O. 26	35-0	W	A	Virginia	2-7
N. 2	36-0	W	H	Wake Forest	1-9
N. 9	11-7	W	A	North Carolina	9-2
N. 16	21-6	W	H	Maryland	3-7
N. 28	24-20	W	A	*South Carolina	1-8

* - only rivalry game played on Thanksgiving Day (moved from Nov. 23 due to the death of President John F. Kennedy)

1964 (3-7, 2-4, 7th in ACC)

S. 19	28-0	W	H	Furman	3-7
S. 26	0-9	L	A	N.C. State	5-5
O. 3	7-14	L	A	Georgia Tech	7-3
O. 10	7-19	L	A	Georgia	7-3-1
O. 17	21-2	W	A	Wake Forest	5-5
O. 24	10-14	L	A	Texas Christian	4-6
O. 31	29-7	W	H	Virginia	5-5
N. 7	0-29	L	H	North Carolina	5-5
N. 14	0-34	L	A	Maryland	5-5
N. 20	3-7	L	H	South Carolina	3-5

1965 (5-5, 4-3, T-1st in ACC)

S. 18	21-7	W	H	N.C. State	6-4
S. 25	20-14	W	A	Virginia	4-6
O. 2	6-38	L	A	Georgia Tech	7-3-1
O. 9	9-23	L	A	Georgia	-/4
O. 16	3-2	W	A	Duke	6-4
O. 23	3-0	W	H	Texas Christian	6-5
O. 30	26-13	W	H	Wake Forest	3-7
N. 6	13-17	L	A	North Carolina	4-6
N. 13	0-6	L	H	Maryland	4-6
N. 21	16-17	L	A	South Carolina	5-5

1966 (6-4, 6-1, 1st in ACC)

S. 24	40-35	W	H	Virginia	4-6
O. 1	12-13	L	A	Georgia Tech	-/9
O. 8	0-26	L	A	Alabama	-/4
O. 15	9-6	W	H	Duke	5-5
O. 22	0-30	L	A	Southern California	-/5
O. 29	23-21	W	A	Wake Forest	3-7
N. 5	27-3	W	H	North Carolina	2-8
N. 12	14-10	W	A	Maryland	4-6
N. 19	14-23	L	A	N.C. State	5-5
N. 26	35-10	W	H	South Carolina	1-9


1967 (6-4, 6-0, 1st in ACC)

S. 23	23-6	W	H	Wake Forest	4-6	
S. 30	17-24	L	H	Georgia	-/5	7-4 #-/18
O. 7	0-10	L	A	Georgia Tech	4-6	#
O. 14	21-43	L	A	Auburn	6-4	
O. 21	13-7	W	A	Duke	4-6	



All-Time Results

Clemson split a home-and-home series with Notre Dame in the 1977 and 1979 seasons.



O. 28	10-13	L	H	Alabama	8-2-1	#8/7
N. 4	17-0	W	A	North Carolina	2-8	
N. 11	28-7	W	H	Maryland	0-9	
N. 18	14-6	W	H	N.C. State	-/10	9-2 #17
N. 25	23-12	W	A	South Carolina	5-5	

1968 (4-5-1, 4-1-1, 2nd in ACC)

S. 21	20-20	T	A	Wake Forest	2-7-1	
S. 28	13-31	L	A	Georgia	8-1-2	#8/4
O. 5	21-24	L	A	Georgia Tech	4-6	
O. 12	10-21	L	H	Auburn	7-4	#16/-
O. 19	39-22	W	H	Duke	4-6	
O. 26	14-21	L	A	Alabama	8-3	#17/12
N. 2	24-19	W	A	N.C. State	6-4	
N. 9	16-0	W	A	Maryland	2-8	
N. 16	24-14	W	H	North Carolina	3-7	
N. 23	3-7	L	H	South Carolina	4-6	

1969 (4-6, 3-3, T-3rd in ACC)

S. 20	21-14	W	A	Virginia	3-7	
S. 27	0-30	L	H	Georgia	-/7	5-5-1 #
O. 4	21-10	W	A	Georgia Tech	4-6	
O. 11	0-51	L	A	Auburn	-/20	8-3 #20/15
O. 18	28-14	W	H	Wake Forest	3-7	
O. 25	13-38	L	H	Alabama	6-5	#
N. 1	40-0	W	H	Maryland	3-7	
N. 8	27-34	L	A	Duke	3-6	
N. 15	15-32	L	A	North Carolina	5-5	
N. 22	13-27	L	A	South Carolina	7-4	#

1970 (3-8, 2-4, T-6th in ACC)

S. 12	24-0	W	H	The Citadel	5-6	
S. 19	27-17	W	H	Virginia	5-6	
S. 26	0-38	L	A	Georgia	5-5	
O. 3	7-28	L	A	Georgia Tech	-/15	9-3 #13/17
O. 10	0-44	L	H	Auburn	-/9	9-2 #10/9
O. 17	20-36	L	A	Wake Forest	6-5	
O. 24	10-21	L	H	Duke	6-5	
O. 31	24-11	W	A	Maryland	2-9	
N. 7	13-38	L	A	%Florida State	7-4	
N. 14	7-42	L	H	North Carolina	8-4	#
N. 21	32-38	L	H	South Carolina	4-6-1	

1971 (5-6, 4-2, 2nd in ACC)

S. 11	10-13	L	H	Kentucky	3-8	
S. 25	0-28	L	H	Georgia	-/14	11-1 #7/8
O. 2	14-24	L	A	Georgia Tech	6-6	#
O. 9	3-0	W	N1	Duke	-/14	6-5
O. 16	32-15	W	N2	Virginia	3-8	
O. 23	13-35	L	A	Auburn	-/5	9-2 #12/5
O. 30	10-9	W	H	Wake Forest	6-5	
N. 6	13-26	L	A	North Carolina	-/19 ^U	9-3 #-/18
N. 13	20-14	W	H	Maryland	2-9	
N. 20	23-31	L	H	N.C. State	3-8	
N. 27	17-7	W	A	South Carolina	6-5	

N1 - Norfolk, VA; N2 - Richmond, VA

1972 (4-7, 2-5, 5th in ACC)

S. 9	13-0	W	H	The Citadel	5-6	
S. 23	10-29	L	A	%Rice	5-5-1	
S. 30	3-52	L	A	Oklahoma	-/2	11-1 #2/2
O. 7	9-31	L	A	Georgia Tech	7-4-1	#20/-
O. 14	0-7	L	H	Duke	5-6	
O. 21	37-21	W	H	Virginia	4-7	
O. 28	31-0	W	A	Wake Forest	2-9	
N. 4	10-26	L	H	North Carolina	11-1	#12/14
N. 11	6-31	L	A	Maryland	5-5	
N. 18	17-42	L	A	N.C. State	8-3	#17/-
N. 25	7-6	W	H	South Carolina	4-7	

1973 (5-6, 4-2, 3rd in ACC)

S. 8	14-12	W	H	The Citadel	3-8	
S. 22	14-31	L	A	Georgia	7-4-1	#
S. 29	21-29	L	A	Georgia Tech	5-6	
O. 6	15-30	L	H	Texas A&M	5-6	
O. 13	32-27	W	H	Virginia	4-7	

O. 20	24-8	W	A	Duke	2-8	
O. 27	6-29	L	H	N.C. State	9-3	#16/-
N. 3	35-8	W	H	Wake Forest	1-9	
N. 10	37-29	W	A	North Carolina	4-7	
N. 17	13-28	L	H	Maryland	8-4	#20/18
N. 24	20-32	L	A	South Carolina	7-4	

1974 (7-4, 4-2, T-2nd in ACC)

S. 14	0-24	L	A	Texas A&M	-/20	8-3 16/15
S. 21	10-31	L	A	%N.C. State	-/15	9-2-1 #11/9
S. 28	21-17	W	H	Georgia Tech	6-5	
O. 5	28-24	W	H	Georgia	6-6	#
O. 12	0-41	L	A	Maryland	8-4	#13/13
O. 19	17-13	W	H	Duke	6-5	
O. 26	28-29	L	A	Tennessee	7-3-2	#20/15
N. 2	21-9	W	A	Wake Forest	1-10	
N. 9	54-32	W	H	North Carolina	7-5	#
N. 16	28-9	W	H	Virginia	4-7	
N. 23	39-21	W	H	South Carolina	4-7	

1975 (2-9, 2-3, 5th in ACC)

S. 13	13-17	L	H	Tulane		
S. 20	0-56	L	A	%Alabama	-/14	11-1 #3/3
S. 27	28-33	L	A	Georgia Tech	7-4	
O. 4	7-35	L	A	Georgia	9-3	#19/19
O. 11	16-14	W	H	Wake Forest	3-8	
O. 18	21-25	L	A	Duke	4-5-2	
O. 25	7-45	L	H	N.C. State	7-4-1	
N. 1	7-43	L	H	Florida State	3-8	
N. 8	38-35	W	A	North Carolina	3-7-1	
N. 15	20-22	L	H	Maryland	9-2-1	#13/11
N. 22	20-56	L	A	South Carolina	7-5	#

1976 (3-6-2, 0-4-1, 7th in ACC)

S. 11	10-7	W	H	The Citadel	6-5	
S. 18	0-41	L	H	Georgia	-/9	10-2 #10/10
S. 25	24-24	T	A	%Georgia Tech	4-6-1	
O. 2	19-21	L	A	Tennessee	6-5	
O. 9	14-20	L	A	Wake Forest	5-6	
O. 16	18-18	T	H	Duke	5-5	
O. 23	21-38	L	A	N.C. State	3-7	
O. 30	15-12	W	A	%Florida State	5-6	
N. 6	23-27	L	H	North Carolina	9-3	#
N. 13	0-20	L	A	Maryland	-/6	11-1 #8/11
N. 20	28-9	W	H	South Carolina	6-5	

1977 (8-3-1, 4-1-1, 2nd in ACC)

Ranked #19 by AP

S. 10	14-21	L	H	Maryland	-/10	8-4 #
S. 17	7-6	W	A	Georgia	-/17	5-6
S. 24	31-14	W	A	Georgia Tech	6-5	
O. 1	31-13	W	A	Virginia Tech	3-7-1	
O. 8	31-0	W	H	Virginia	1-9-1	
O. 15	17-11	W	A	Duke	5-6	
O. 22	7-3	W	H	N.C. State	20/-	8-4 #-/19
O. 29	26-0	W	H	Wake Forest	16/-	1-10
N. 5	13-13	T	A	North Carolina	13/-	8-3-1 #17/14
N. 12	17-21	L	H	Notre Dame	15/5	11-1 #1/1
N. 19	31-27	W	A	South Carolina	15/-	5-7
D. 30	3-34	L	N1	%Pittsburgh	11/10	9-2-1 #8/7

N1 - Gator Bowl, Jacksonville, FL

1978 (11-1, 6-0, 1st in ACC)

Ranked #6 by AP, #6 by UPI

S. 16	58-3	W	H	The Citadel	5-6	
S. 23	0-12	L	A	Georgia	8/-	9-2-1 #16/15
S. 30	31-0	W	H	Villanova	5-6	
O. 7	38-7	W	H	Virginia Tech	4-7	
O. 14	30-14	W	A	Virginia	2-9	

O. 21	28-8	W	H	Duke	4-7	
O. 28	33-10	W	A	N.C. State	20/-	9-3 #18/19
N. 4	51-6	W	A	Wake Forest	16/-	1-10
N. 11	13-9	W	H	North Carolina	15/-	5-6
N. 18	28-24	W	A	Maryland	12/11	9-3 #20/-
N. 25	41-23	W	H	South Carolina	10/-	5-5-1
D. 29	17-15	W	N1	%Ohio State	7/20	7-4-1 #

N1 - Gator Bowl, Jacksonville, FL

1979 (8-4, 4-2, T-2nd in ACC)

S. 8	21-0	W	H	Furman	5-6	
S. 15	0-19	L	H	Maryland	7-4	
S. 22	12-7	W	H	†Georgia	6-5	
O. 6	17-7	W	H	Virginia	2-8	
O. 13	21-0	W	A	Virginia Tech	5-6	
O. 20	28-10	W	A	Duke	2-8	
O. 27	13-16	L	H	N.C. State	7-4	
N. 3	31-0	W	H	Wake Forest	-/14	8-4 #
N. 10	19-10	W	A	North Carolina	18/-	8-3 #15/14
N. 17	16-10	W	A	Notre Dame	14/-	7-4
N. 24	9-13	L	A	South Carolina	13/19	8-4 #
D. 31	18-24	L	N1	Baylor	18/19	8-4 #14/15

N1 - Peach Bowl, Atlanta, GA; † - Clemson's 400th win

1980 (6-5, 2-4, T-4th in ACC)

S. 13	19-3	W	H	Rice	5-6	
S. 20	16-20	L	A	Georgia	-/10	12-0 #1/1
S. 27	17-10	W	H	Western Carolina	3-7-1	
O. 4	13-10	W	H	Virginia Tech	8-4	#
O. 11	27-24	W	A	Virginia	4-7	
O. 18	17-34	L	H	Duke	2-9	
O. 25	20-24	L	A	N.C. State	6-5	
N. 1	35-33	W	A	†Wake Forest	5-6	
N. 8	19-24	L	H	North Carolina	-/14	11-1 #10/9
N. 15	7-34	L	A	Maryland	8-4	#
N. 22	27-6	W	H	South Carolina	-/14	8-4 #

† - Clemson's 100th ACC win

1981 (12-0, 6-0, 1st in ACC)

National Champions

Ranked #1 by AP, #1 by UPI

S. 5	45-10	W	H	Wofford	6-5	
S. 12	13-5	W	A	%Tulane	6-5	
S. 19	13-3	W	H	Georgia	-/4	10-2 #6/5
O. 3	21-3	W	A	Kentucky	14/-	3-8
O. 10	27-0	W	H	Virginia	9/-	1-10
O. 17	38-10	W	A	Duke	6/-	6-5
O. 24	17-7	W	H	N.C. State	4/-	4-7
O. 31	82-24	W	H	Wake Forest	3/-	4-7
N. 7	10-8	W	A	North Carolina	2/8	10-2 #9/8
N. 14	21-7	W	H	Maryland	2/-	4-7
N. 21	29-13	W	A	South Carolina	2/-	6-6
J. 1	22-15	W	N1	%Nebraska	1/4	9-3 #11/9

N1 - Orange Bowl, Miami, FL

1982 (9-1-1, 6-0, 1st in ACC)

Ranked #8 by AP

S. 6	7-13	L	A	%Georgia	11/7	11-1 #4/4
S. 18	17-17	T	H	Boston College	16/-	8-3-1 #
S. 25	21-10	W	H	Western Carolina	6-5	
O. 2	24-6	W	H	Kentucky	0-10-1	
O. 9	48-0	W	A	%Virginia	2-9	
O. 16	49-14	W	H	Duke	20/-	6-5
O. 23	38-29	W	A	N.C. State	18/-	6-5
N. 6	16-13	W	H	North Carolina	13/18	8-4 #18/13
N. 13	24-22	W	A	Maryland	11/18	8-4 #20/20
N. 20	24-6	W	H	South Carolina	10/-	4-7
N. 28	21-17	W	N1	Wake Forest	10/-	3-8

N1 - Tokyo, Japan

1983 (9-1-1, 7-0)

Ranked #11 by AP, #10 by USA Today

S. 3	44-10	W	H	Western Carolina	11-3	
S. 10	16-31	L	A	%Boston College	9-3	#19/20
S. 17	16-16	T	H	Georgia	-/11	10-1-1 #4/4
S. 24	41-14	W	H	Georgia Tech	3-8	
O. 8	42-21	W	H	Virginia	6-5	
O. 15	38-31	W	A	Duke	3-8	
O. 22	27-17	W	H	N.C. State	3-8	
O. 29	24-17	W	H	Wake Forest	4-7	
N. 5	16-3	W	A	North Carolina	-/10	8-4 #

All-Time Results



N. 12	52-27	W	H	Maryland	17/11	8-4	#
N. 19	22-13	W	A	South Carolina	13/-	5-6	

Note: Clemson not eligible for ACC title.

1984 (7-4, 5-2)

S. 1	40-7	W	H	Appalachian State	4/-	4-7	
S. 8	55-0	W	A	%Virginia	3/-	8-4	#20/17
S. 22	23-26	L	A	Georgia	2/20	7-4-1	#
S. 29	21-28	L	A	Georgia Tech	13/20	6-4	
O. 6	20-12	W	H	North Carolina		5-5-1	
O. 20	54-21	W	H	Duke		2-9	
O. 27	35-34	W	A	N.C. State		3-8	
N. 3	37-14	W	H	Wake Forest		6-5	
N. 10	17-10	W	H	Virginia Tech		8-4	#
N. 17	23-41	L	A1	Maryland	20/-	9-3	#12/11
N. 24	21-22	L	H	South Carolina	-/9	10-2	#11/13

A1 - Baltimore, MD; Note: Clemson not eligible for ACC title.

1985 (6-6, 4-3, T-3rd in ACC)

S. 14	20-17	W	A	Virginia Tech		6-5	
S. 21	13-20	L	H	Georgia		7-3-2	#
S. 28	3-14	L	H	Georgia Tech		9-2	#19/18
O. 5	7-26	L	A	%Kentucky		5-6	
O. 12	27-24	W	H	Virginia		6-5	
O. 19	21-9	W	A	Duke		4-7	
O. 26	39-10	W	H	N.C. State		3-8	
N. 2	26-10	W	H	Wake Forest		4-7	
N. 9	20-21	L	A	North Carolina		5-6	
N. 16	31-34	L	H	Maryland		9-3	#18/19
N. 23	24-17	W	A	South Carolina		5-6	
D. 21	13-20	L	N1	%Minnesota		7-5	#

N1 - Independence Bowl, Shreveport, LA

1986 (8-2-2, 5-1-1, 1st in ACC)

S. 13	14-20	L	H	Virginia Tech	10-1-1	#20/-	
S. 20	31-28	W	A	Georgia	-/14	8-4	#
S. 27	27-3	W	A	Georgia Tech		5-6	
O. 4	24-0	W	H	The Citadel		3-8	
O. 11	31-17	W	A	%Virginia	20/-	3-8	
O. 18	35-3	W	H	Duke	17/-	4-7	
O. 25	3-27	L	A	N.C. State	16/20	8-3	#
N. 1	28-20	W	A	Wake Forest		5-6	
N. 8	38-10	W	H	North Carolina		7-5	
N. 15	17-17	T	A1	Maryland	15/-	5-5-1	
N. 22	21-21	T	H	South Carolina	19/-	3-6-2	
D. 27	27-21	W	N2	Stanford	21/20	8-4	#

A1 - Baltimore, MD; N2 - Gator Bowl, Jacksonville, FL

1987 (10-2, 6-1, 1st in ACC)

S. 5	43-0	W	H	Western Carolina	9/-	4-7	
S. 12	22-10	W	A	Virginia Tech	10/-	2-9	
S. 19	21-20	W	H	Georgia	8/18	9-3	#13/14
S. 26	33-12	W	H	Georgia Tech	9/-	2-9	
O. 10	38-21	W	H	Virginia	8/-	8-4	#
O. 17	17-10	W	H	Duke	7/-	5-6	
O. 24	28-30	L	H	N.C. State	7/-	4-7	
O. 31	31-17	W	H	Wake Forest	14/-	7-4	
N. 7	13-10	W	A	North Carolina	10/-	5-6	
N. 14	45-16	W	H	Maryland	9/-	4-7	
N. 21	7-20	L	A	%South Carolina	8/12	8-4	#15/15
J. 1	35-10	W	N1	Penn State	14/20	8-4	#

N1 - Florida Citrus Bowl, Orlando, FL

1988 (10-2, 6-1, 1st in ACC)

S. 3	40-7	W	H	Virginia Tech	4/-	3-8	
S. 10	23-3	W	H	Furman	3/-	13-2	
S. 17	21-24	L	H	Florida State	3/10	11-1	#3/3
S. 24	30-13	W	A	Georgia Tech	12/-	3-8	
O. 8	10-7	W	A	Virginia	11/-	7-4	
O. 15	49-17	W	H	Duke	11/22	7-3-1	
O. 22	3-10	L	A	N.C. State	9/24	8-3	#17/-
O. 29	38-21	W	A	Wake Forest	15/-	6-4-1	
N. 5	37-14	W	H	North Carolina	17/-	1-10	
N. 12	49-25	W	A	Maryland	16/-	5-6	
N. 19	29-10	W	H	South Carolina	15/25	8-4	#
J. 1	13-6	W	N1	Oklahoma	9/10	9-3	#14/14

N1 - Citrus Bowl, Orlando, FL

1989 (10-2, 5-2, 3rd in ACC)

Ranked #12 by AP, #11 by UPI, #12 by USA Today

S. 2	30-0	W	H	Furman	12/-	12-2	
S. 9	34-23	W	A	%Florida State	10/16	10-2	#3/2
S. 16	27-7	W	A	%Virginia Tech	7/-	6-4-1	
S. 23	31-7	W	H	Maryland	7/-	3-7	
S. 30	17-21	L	A	Duke	7/-	8-4	#
O. 7	34-20	W	H	Virginia	15/-	10-3	#18/15
O. 14	14-30	L	H	Georgia Tech	14/-	7-4	
O. 21	30-10	W	H	N.C. State	-/12	7-5	#
O. 28	44-10	W	H	Wake Forest	22/-	2-8	
N. 4	35-3	W	A	North Carolina	21/-	1-10	
N. 18	45-0	W	A	%South Carolina	15/-	6-4-1	
D. 30	27-7	W	N1	%West Virginia	14/17	8-3-1	#21/-

N1 - Gator Bowl, Jacksonville, FL

1990 (10-2, 5-2, T-2nd in ACC)

Ranked #9 by AP, #9 by UPI, #9 by USA Today

S. 1	59-0	W	H	Long Beach State	10/-	6-5	
S. 8	7-20	L	A	Virginia	9/14	8-4	#23/15
S. 15	18-17	W	A1	Maryland	10/-	6-5	
S. 22	48-0	W	H	Appalachian State	17/-	6-5	
S. 29	26-7	W	H	Duke	19/-	4-7	
O. 6	34-3	W	H	Georgia	16/-	4-7	
O. 13	19-21	L	A	Georgia Tech	15/18	11-0-1	#2/1
O. 20	24-17	W	A	N.C. State	22/-	7-5	#
O. 27	24-6	W	A	†Wake Forest	19/-	3-8	
N. 3	20-3	W	H	North Carolina	18/24 ^u	6-5	
N. 17	24-15	W	H	South Carolina	17/-	6-5	
J. 1	30-0	W	N2	Illinois	14/16	8-4	#25/24

† - Clemson's 500th win; A1 - Baltimore, MD; N2 - Hall of Fame Bowl, Tampa, FL

1991 (9-2-1, 6-0-1, 1st in ACC)

Ranked #18 by AP, #17 by USA Today

S. 7	34-0	W	H	Appalachian State	8/-	8-4	
S. 21	37-7	W	H	Temple	8/-	2-9	
S. 28	9-7	W	H	Georgia Tech	7/19	8-5	#
O. 5	12-27	L	A	%Georgia	6/-	9-3	#17/20
O. 12	20-20	T	H	Virginia	18/-	8-3	#
O. 26	29-19	W	H	N.C. State	19/12	9-3	#
N. 2	28-10	W	H	Wake Forest	16/-	3-8	
N. 9	21-6	W	A	%North Carolina	15/-	7-4	
N. 16	40-7	W	H	Maryland	15/-	2-9	
N. 23	41-24	W	A	South Carolina	14/-	3-6-2	
D. 1	33-21	W	N1	Duke	13/-	4-7	
J. 1	13-37	L	N2	California	13/14	10-2	#8/8

N1 - Tokyo, Japan; N2 - Citrus Bowl, Orlando, FL

1992 (5-6, 3-5, 7th in ACC)

S. 5	24-10	W	H	Ball State	13/-	5-6	
S. 12	20-24	L	H	%Florida State	15/5	11-1	#2/2

S. 26	16-20	L	A	%Georgia Tech	16/-	5-6	
O. 3	54-3	W	H	Tennessee-Chattanooga	25/-	2-9	
O. 10	29-28	W	A	Virginia	25/10	7-4	
O. 17	21-6	W	H	Duke	19/-	2-9	
O. 24	6-20	L	A	N.C. State	18/23	9-3	#17/17
O. 31	15-18	L	A	Wake Forest		8-4	#25/-
N. 7	40-7	W	H	North Carolina	-/18	9-3	#19/18
N. 14	23-53	L	A	Maryland		3-8	
N. 21	13-24	L	H	South Carolina		5-6	

1993 (9-3, 5-3, 3rd in ACC)

Ranked #23 by AP, #22 by USA Today

S. 4	24-14	W	H	Nevada-Las Vegas	22/-	3-8	
S. 11	0-57	L	A	Florida State	21/1	12-1	#1/1
S. 25	16-13	W	H	Georgia Tech		5-6	
O. 2	20-14	W	H	N.C. State	-/24	7-5	#
O. 9	13-10	W	A	Duke		3-8	
O. 16	16-20	L	H	Wake Forest		2-9	
O. 23	27-0	W	H	East Tennessee State		5-6	
O. 30	29-0	W	H	Maryland		2-9	
N. 6	0-24	L	A	%North Carolina	-/16	10-3	#21/20
N. 13	23-14	W	H	Virginia	-/18	7-5	#
N. 20	16-13	W	A	South Carolina	24/-	4-7	
D. 31	14-13	W	N1	%Kentucky	23/-	6-6	#

N1 - Peach Bowl, Atlanta, GA


1994 (5-6, 4-4, 5th in ACC)

S. 3	27-6	W	H	Furman	24/-	3-8	
S. 10	12-29	L	H	N.C. State	22/-	9-3	#17/17
S. 17	6-9	L	A	Virginia		9-3	#15/13
O. 1	13-0	W	H	Maryland		4-7	
O. 8	14-40	L	A	Georgia		6-4-1	
O. 15	13-19	L	A	Duke	-/25	8-4	#
O. 22	0-17	L	A	Florida State	-/7	11-1	#4/5
O. 29	24-8	W	H	Wake Forest		3-8	
N. 5	28-17	W	A	North Carolina	-/19	8-4	#-/21
N. 12	20-10	W	H	Georgia Tech		1-10	
N. 19	7-33	L	H	South Carolina		7-5	#

1995 (8-4, 6-2, 3rd in ACC)

S. 2	55-9	W	H	Western Carolina		3-7	
S. 9	26-45	L	H	Florida State	-/1	10-2	#4/5
S. 16	29-14	W	A	%Wake Forest		1-10	
S. 23	3-22	L	H	Virginia	-/11	9-4	#16/16
S. 30	43-22	W	A	N.C. State		3-8	
O. 7	17-19	L	H	%Georgia		6-6	#
O. 21	17-0	W	A	Maryland		6-5	
O. 28	24-3	W	A	Georgia Tech		6-5	
N. 4	17-10	W	H	North Carolina		7-5	#
N. 11	34-17	W	H	Duke	24/-	3-8	
N. 18	38-17	W	A	South Carolina	24/-	4-6-1	
J. 1	0-41	L	N1	Syracuse	23/-	9-3	#19/17

N1 - Gator Bowl, Jacksonville, FL



The 1990 defense led the nation in total defense to lead Clemson to a 10-win season.



All-Time Results

1996 (7-5, 6-2, 2nd in ACC)

A. 31	0-45	L	A	North Carolina	10-2	#10/10
S. 7	19-3	W	H	Furman	9-4	
S. 21	24-38	L	A	%Missouri	5-6	
S. 28	21-10	W	H	Wake Forest	3-8	
O. 5	3-34	L	A	Florida State	-/2	11-1 #3/3
O. 12	13-6	W	A	Duke	0-11	
O. 19	28-25	W	H	Georgia Tech	-/22	5-6
N. 2	35-3	W	H	Maryland	5-6	
N. 9	24-16	W	A	Virginia	-/15	7-5 #
N. 16	40-17	W	H	N.C. State	3-8	
N. 23	31-34	L	H	%South Carolina	22/-	5-6
D. 28	7-10	L	N1	%Louisiana State	-/17	10-2 #12/-
N1 - Peach Bowl, Atlanta, GA						

1997 (7-5, 4-4, 5th in ACC)

S. 6	23-12	W	H	Appalachian State	18/-	7-4
S. 13	19-17	W	A	N.C. State	19/25 ^U	6-5
S. 20	28-35	L	H	Florida State	16/5	11-1 #3/3
S. 27	20-23	L	A	%Georgia Tech	17/-	7-5 #
O. 4	39-7	W	H	Texas El-Paso	4-7	
O. 11	7-21	L	H	%Virginia	7-4	
O. 25	20-9	W	A	Maryland	2-9	
N. 1	33-16	W	A	Wake Forest	5-6	
N. 8	29-20	W	H	Duke ^(OT)	2-9	
N. 15	10-17	L	H	North Carolina	-/8	11-1 #6/4
N. 22	47-21	W	A	%South Carolina	5-6	
J. 2	17-21	L	N1	%Auburn	-/13	10-3 #11/11
N1 - Peach Bowl, Atlanta, GA						

1998 (3-8, 1-7, 8th in ACC)

S. 5	33-0	W	H	Furman	5-6	
S. 12	0-37	L	H	Virginia Tech	9-3	#23/19
S. 19	18-20	L	A	Virginia	-/10	9-3 #18/18
S. 26	19-29	L	H	Wake Forest	3-8	
O. 3	14-21	L	A	North Carolina	7-5	#
O. 10	23-0	W	H	Maryland	3-8	
O. 17	0-48	L	A	%Florida State	-/6	11-2 #3/3
O. 24	23-28	L	A	Duke	4-7	
O. 31	39-46	L	H	N.C. State	7-5	#
N. 12	21-24	L	H	%Georgia Tech	-/22	10-2 #9/9
N. 21	28-19	W	H	%South Carolina	1-10	

1999 (6-6, 5-3, 2nd in ACC)

S. 4	10-13	L	H	%Marshall	13-0	#10/10
S. 11	33-14	W	H	Virginia	-/22	7-5 #
S. 23	11-31	L	A	%Virginia Tech	-/8	11-1 #2/3
O. 2	31-20	W	H	North Carolina	3-8	
O. 9	31-35	L	A	%N.C. State	6-6	
O. 16	42-30	W	A	Maryland	5-6	
O. 23	14-17	L	H	%Florida State	-/1	12-0 #1/1
O. 30	12-3	W	A	Wake Forest	7-5	#
N. 6	58-7	W	H	Duke	3-8	
N. 13	42-45	L	A	Georgia Tech	-/13	8-4 #20/21
N. 20	31-21	W	A	South Carolina	0-11	
D. 30	7-17	L	N1	%Mississippi State	-/15	10-2 #13/12
N1 - Peach Bowl, Atlanta, GA						

2000 (9-3, 6-2, 2nd in ACC)

Ranked #16 by AP, #14 by USA Today

S. 2	38-0	W	H	%The Citadel	17/-	2-9
S. 9	62-9	W	H	Missouri	17/-	3-8
S. 16	55-7	W	H	Wake Forest	16/-	2-9
S. 23	31-10	W	A	Virginia	11/-	6-6 #
S. 30	52-22	W	A	Duke	7/-	0-11
O. 7	34-27	W	H	N.C. State	5/-	8-4 #
O. 14	35-14	W	H	Maryland	5/-	5-6
O. 21	38-24	W	A	North Carolina	5/-	6-5
O. 28	28-31	L	H	Georgia Tech	5/-	9-3 #17/19
N. 4	7-54	L	A	%Florida State	10/4	11-2 #5/4
N. 18	16-14	W	H	South Carolina	16/25	8-4 #19/21
J. 1	20-41	L	N1	Virginia Tech	16/6	11-1 #6/6
N1 - Gator Bowl, Jacksonville, FL						

2001 (7-5, 4-4, T-4th in ACC)

S. 1	21-13	W	H	Central Florida	18/-	6-5
S. 8	38-14	W	H	Wofford	20/-	4-7
S. 22	24-26	L	H	Virginia	19/-	5-7
S. 29	47-44	W	A	Georgia Tech ^(OT)	25 ^U /9	8-5 #24/-
O. 13	45-37	W	A	N.C. State	16/-	7-5 #
O. 20	3-38	L	H	North Carolina	13/-	8-5 #
O. 27	21-14	W	A	Wake Forest	25/-	6-5
N. 3	27-41	L	H	Florida State	24 ^U /14	8-4 #15/15
N. 10	20-37	L	A	%Maryland	-/13	10-2 #11/10
N. 17	15-20	L	A	South Carolina	-/22	9-3 #13/13
D. 1	59-31	W	H	Duke	0-11	
D. 31	49-24	W	N1	Louisiana Tech	7-5	#
N1 - Humanitarian Bowl, Boise, ID						

2002 (7-6, 4-4, T-5th in ACC)

A. 31	28-31	L	A	%Georgia	-/8	13-1 #3/3
S. 7	33-13	W	H	Louisiana Tech	4-8	
S. 14	24-19	W	H	Georgia Tech	7-6	#
S. 21	30-7	W	H	Ball State	6-6	
O. 3	31-48	L	A	%Florida State	-/11	9-5 #21/23
O. 12	17-22	L	A	Virginia	9-5	#22/25
O. 19	31-23	W	H	Wake Forest	7-6	#
O. 24	6-38	L	H	%N.C. State	-/12	11-3 #12/11
N. 2	34-31	W	A	Duke	2-10	
N. 9	42-12	W	A	North Carolina	3-9	
N. 16	12-30	L	H	%Maryland	-/19	11-3 #13/13
N. 23	27-20	W	H	%South Carolina	5-7	
D. 23	15-55	L	N1	Texas Tech	9-5	#
N1 - Tangerine Bowl, Orlando, FL						

2003 (9-4, 5-3, 3rd in ACC)

Ranked #22 by AP, #22 by USA Today

A. 30	0-30	L	H	Georgia	-/11	11-3 #7/6
S. 6	28-17	W	H	Furman	6-5	
S. 13	37-14	W	H	Middle Tennessee	4-8	
S. 20	39-3	W	A	%Georgia Tech	7-6	#
O. 4	7-21	L	A	Maryland	10-3	#17/20
O. 11	30-27	W	H	Virginia ^(OT)	-/25	8-5 #
O. 16	15-17	L	A	%N.C. State	8-5	#
O. 25	36-28	W	H	North Carolina	2-10	
N. 1	17-45	L	A	Wake Forest	5-7	
N. 8	26-10	W	H	%Florida State	-/3	10-3 #11/10
N. 15	40-7	W	H	Duke	4-8	
N. 22	63-17	W	A	%South Carolina	5-7	
J. 2	27-14	W	N1	Tennessee	-/6	10-3 #15/16
N1 - Peach Bowl, Atlanta, GA						

2004 (6-5, 4-4, T-6th in ACC)

S. 4	37-30	W	H	Wake Forest ^(2OT)	15/-	4-7
S. 11	24-28	L	H	%Georgia Tech	20/-	7-5 #
S. 18	6-27	L	A	%Texas A&M	7-5	#
S. 25	22-41	L	A	Florida State	-/8	9-3 #15/14
O. 7	10-30	L	A	%Virginia	-/10	8-4 #23/23
O. 16	35-6	W	H	Utah State	3-8	
O. 23	10-7	W	H	Maryland	5-6	

O. 30	26-20	W	H	N.C. State	5-6	
N. 6	24-17	W	A	%Miami (FL) ^(OT)	-/11	9-3 #11/11
N. 13	13-16	L	A	Duke	2-9	
N. 20	29-7	W	H	†South Carolina	6-5	
† - Clemson's 600th win						

2005 (8-4, 4-4, 3rd in ACC Atlantic)

Ranked #21 by AP, #21 by USA Today

S. 3	25-24	W	H	%Texas A&M	-/17	5-6
S. 10	28-24	W	A	Maryland	25/-	5-6
S. 17	30-36	L	H	Miami (FL) ^(3OT)	20/13	9-3 #17/18
S. 24	13-16	L	H	Boston College ^(OT)	-/25 ^U	9-3 #18/17
O. 1	27-31	L	A	Wake Forest	5-6	
O. 13	31-10	W	A	%N.C. State	7-5	#
O. 22	37-7	W	H	Temple	0-11	
O. 29	9-10	L	A	Georgia Tech	7-5	#
N. 5	49-20	W	H	Duke	1-10	
N. 12	35-14	W	H	Florida State	-/17	8-5 #22/23
N. 19	13-9	W	A	%South Carolina	-/19	7-5 #
D. 27	19-10	W	N1	%Colorado	23/-	7-6 #
N1 - Champs Sports Bowl, Orlando, FL						

2006 (8-5, 5-3, T-2nd in ACC Atlantic)

S. 2	54-6	W	H	Florida Atlantic	18/-	5-7
S. 9	33-34	L	A	Boston College ^(2OT)	18/-	10-3 #20/20
S. 16	27-20	W	A	%Florida State	-/9	7-6 #
S. 23	52-7	W	H	North Carolina	19/-	3-9
S. 30	51-0	W	H	%Louisiana Tech	18/-	3-10
O. 7	27-17	W	A	Wake Forest	15/-	11-3 #18/17
O. 12	63-9	W	N1	%Temple	12/-	1-11
O. 21	31-7	W	H	%Georgia Tech	12/13	9-5 #
O. 26	7-24	L	A	%Virginia Tech	10/-	10-3 #19/18
N. 4	12-13	L	H	Maryland	19/-	9-4 #
N. 11	20-14	W	H	N.C. State	3-9	
N. 25	28-31	L	H	South Carolina	24/-	8-5 #
D. 29	20-28	L	N2	Kentucky	8-5	#
N1 - Charlotte, NC; N2 - Music City Bowl, Nashville, TN						


2007 (9-4, 5-3, T-2nd in ACC Atlantic)

Ranked #21 by AP, #22 by USA Today

S. 3	24-18	W	H	%Florida State	-/19	7-6 #
S. 8	49-26	W	H	Louisiana-Monroe	25/-	6-6
S. 15	38-10	W	H	Furman	20/-	6-5
S. 22	42-20	W	A	N.C. State	15/-	5-7
S. 29	3-13	L	A	Georgia Tech	13/-	7-6 #
O. 6	23-41	L	H	%Virginia Tech	22/15	11-3 #9/9
O. 20	70-14	W	H	Central Michigan	8-6	#
O. 27	30-17	W	A	Maryland	6-7	#
N. 3	47-10	W	A	Duke	25/-	1-11
N. 10	44-10	W	H	Wake Forest	20/-	9-4 #
N. 17	17-20	L	H	%Boston College	15/18	11-3 #10/11
N. 24	23-21	W	A	%South Carolina	21/-	6-6
D. 31	20-23	L	N1	%Auburn ^(OT)	15/22	9-4 #15/14
N1 - Chick-fil-A Bowl, Atlanta, GA						

- played in a bowl game; % - night game; ^U - coaches poll;
Note: Home games in bold.


Cullen Harper (center) tied his own school-record with five touchdown passes, while the other four Tigers pictured (left to right - James Davis, Jacoby Ford, Aaron Kelly, C.J. Spiller) scored touchdowns in Clemson's 70-14 victory over Central Michigan in 2007.





ink-fil-A Peach Bowl


THE BOWDEN ERA ENTERS YEAR 10


 Two-time ACC Coach of the Year (1999, 2003)


 Has had Clemson bowl eligible in each of his first nine seasons at Clemson. Only his father Bobby Bowden, Frank Beamer (Virginia Tech), and Mack Brown (Texas) have accomplished that feat at the same school among active coaches.


 Joins Danny Ford, Bobby Bowden and Jerry Claiborne (Maryland) as only coaches to record nine consecutive non-losing seasons at start of career at an ACC school.


 Third winningest coach in Clemson history (69-42)


 Third in ACC history in bowl games coached with 8


 Led Clemson to 10 wins over top 25 teams the last five years, including three straight over top 20 Florida State teams.


 Has a 7-2 record against rival South Carolina, best winning percentage in Clemson history against the Gamecocks (min 5 games). All seven wins have come against Hall of Fame or future Hall of Fame coaches.

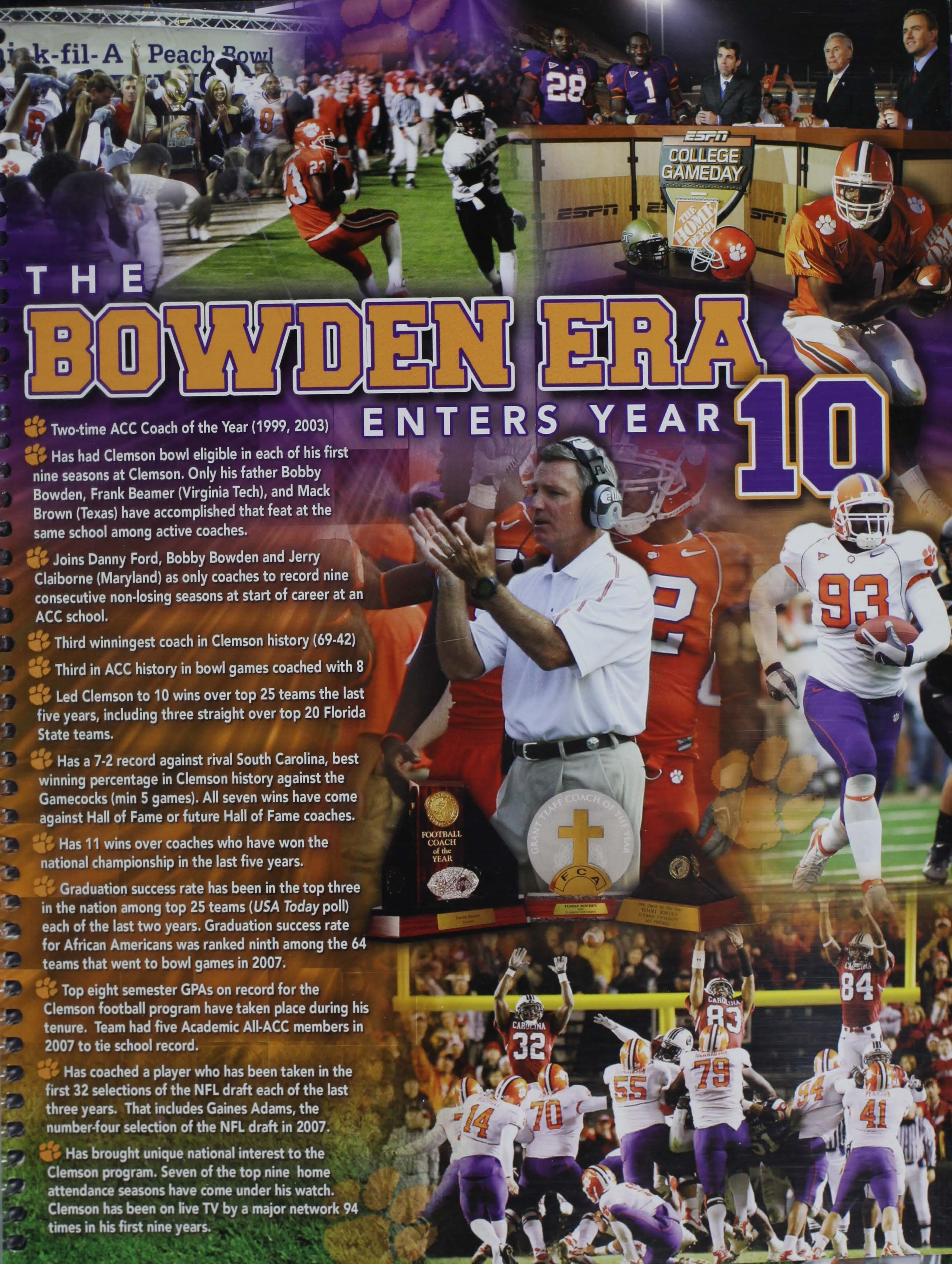
 Has 11 wins over coaches who have won the national championship in the last five years.

 Graduation success rate has been in the top three in the nation among top 25 teams (*USA Today* poll) each of the last two years. Graduation success rate for African Americans was ranked ninth among the 64 teams that went to bowl games in 2007.

 Top eight semester GPAs on record for the Clemson football program have taken place during his tenure. Team had five Academic All-ACC members in 2007 to tie school record.

 Has coached a player who has been taken in the first 32 selections of the NFL draft each of the last three years. That includes Gaines Adams, the number-four selection of the NFL draft in 2007.

 Has brought unique national interest to the Clemson program. Seven of the top nine home attendance seasons have come under his watch. Clemson has been on live TV by a major network 94 times in his first nine years.





Tyler GRISHAM, WR
95 Career Receptions



Chris CLEMONS, DB
229 Career Tackles



Rashaad JACKSON, DT
102 Career Tackles



Mark BUCHHOLZ, PK
ACC Scoring Leader 2007
Lou Groza Award Candidate



Jimmy MANERS, P
Ray Guy Award Candidate

2008 FOOTBALL

DATE	OPPONENT	KICKOFF
Aug. 30	Alabama*	8:00 PM
Sept. 6	THE CITADEL Military Day	3:30 PM
Sept. 13	NC STATE Hall of Fame Day	12 Noon
Sept. 20	SC STATE Youth Day	TBA
Sept. 27	MARYLAND Family Weekend	TBA
Oct. 9	at Wake Forest^	7:30 PM
Oct. 18	GEORGIA TECH IPTAY Day	TBA
Nov. 1	at Boston College	TBA
Nov. 8	at Florida State	TBA
Nov. 15	DUKE Homecoming	TBA
Nov. 22	at Virginia	TBA
Nov. 29	SOUTH CAROLINA Solid Orange Day	TBA

#at Georgia Dome, Atlanta, GA; ^Thursday game on ESPN;
All other times TBA 12 days prior to game