

TIGERS




CLEMSON

2015



solid orange
IT'S ABOUT PRICE



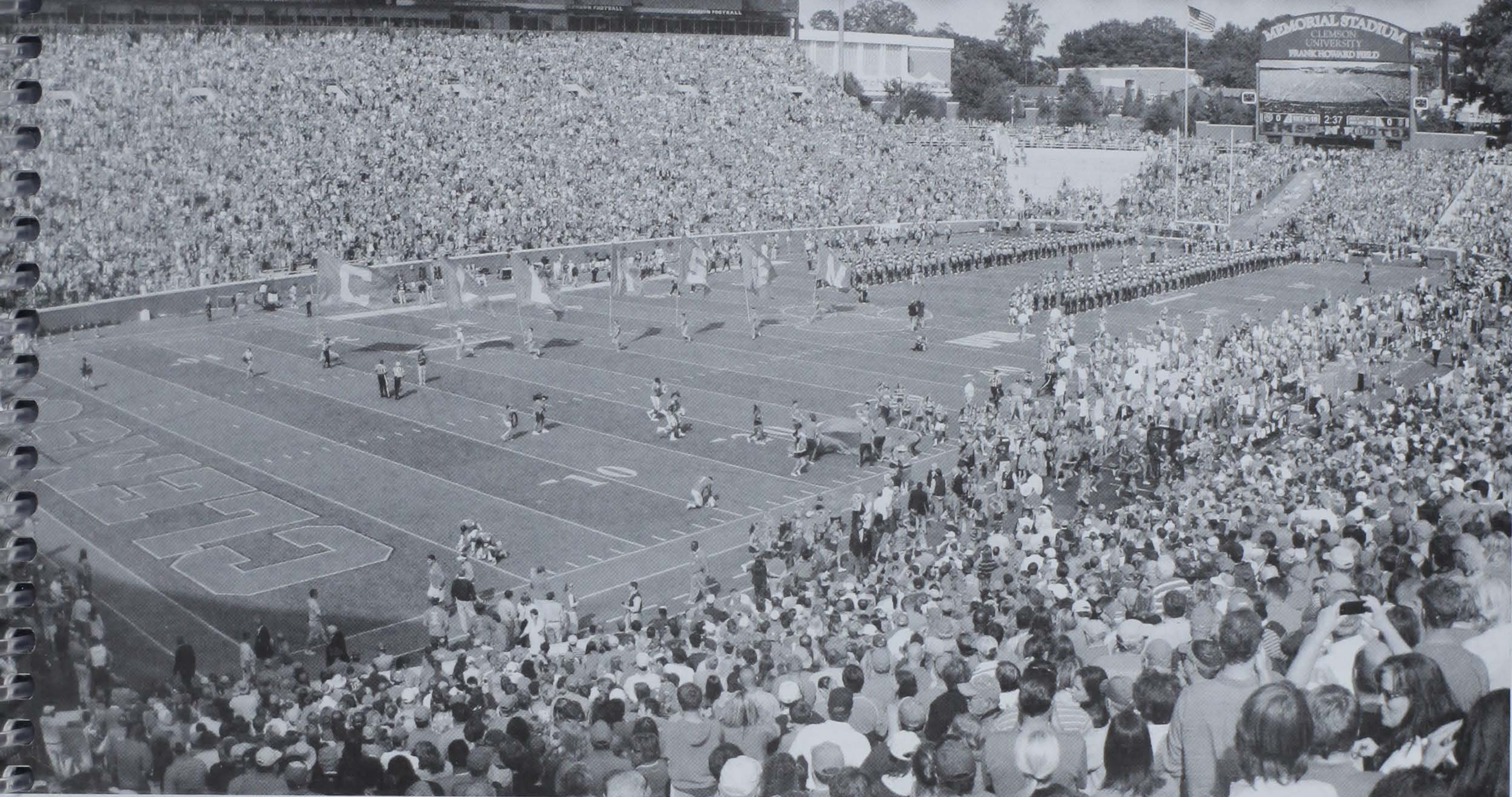


CLEMSON FOOTBALL (2011-14)

- Over the last four years, Clemson has 42 victories, tied for the seventh most in the nation during that time and the most in any four-year period in Clemson history. The 2014 seniors broke a record that had stood for 25 years.
- The win over No. 24 Oklahoma was the ninth win over a top 25 team in the last four years, tying the Clemson mark for wins over ranked teams in a four-year period.
- The program has been ranked in the final top 25 of both polls and in the top 10 of APR scores among FBS schools each of the last four years, the only school to do that.
- Clemson is the only school in the nation to beat a top 25 team in a bowl game each of the last three years.
- Clemson is one of four schools to finish in the top 25 of both polls each of the last four years. Clemson is joined by Alabama, Florida State and Oregon.
- The program has won at least 10 games each of the last four years. Alabama, Northern Illinois and Oregon are the only other schools to do that.
- Clemson is one of seven schools to win a bowl game each of the last three years. The wins have come against LSU, Ohio State and Oklahoma. All three are in the top 11 in history in total victories.
- Recorded five wins over SEC schools the last four years, more non-conference wins over SEC schools than anyone else. Four of the wins were over top 25 SEC teams.
- Clemson had a streak of 50 consecutive weeks ranked in both polls, tied for the longest streak in school history.
- Clemson's senior class defeated seven of the top 15 winningest classes over the last four years. Those programs were Auburn, South Carolina, LSU, Georgia, Ohio State, Oklahoma and Louisville.
- This class set school records for wins over conference schools (27) and home wins (26) in four-year period.
- Finished with an ACC Championship and two Atlantic Division crowns.
- Won each of its last 27 games against unranked teams by at least four points, the longest active streak of its kind in the nation.



2015 TIGER FOOTBALL



GENERAL INFORMATION

Table of Contents	1
Record-Setting Four Seasons	2,3
Clemson's Football Heritage	4-7
2015 Outlook	8-10
2015 Preseason Depth Chart	10
Story Ideas	11
2015 Clemson Schedule	12
2015 ACC & Bowl Schedule	13
Media Information	14

FOOTBALL & ADMINISTRATIVE STAFF

Dabo Swinney (Head Coach)	16-20
Woody McCorvey (Associate AD)	21
Dan Brooks (Associate Head Coach)	22
Danny Pearman (Assistant Head Coach)	23
Brent Venables (Defensive Coordinator)	24
Marion Hobby (Co-Defensive Coordinator)	25
Jeff Scott (Co-Offensive Coordinator)	26
Tony Elliott (Co-Offensive Coordinator)	27
Robbie Caldwell (Assistant Coach)	28
Mike Reed (Assistant Coach)	29
Brandon Streeter (Recruiting Coordinator)	30
Athletic Department Staff Directory	31
Football Support Staff	32-34
Don Munson (Director of Broadcasting)	34
James P. Clements (President)	35
Dan Radakovich (Director of Athletics)	36

THIS IS CLEMSON FOOTBALL

Vickery Hall	38
Strength & Conditioning	39-41
Memorial Stadium	42,43
Running Down the Hill	44,45
2014 NFL Tigers	46
Former NFL Tiger Greats	47
Super Bowl Champions	48
Pro Bowl Players	49
All-Americans	50,51
First-Round Draft Picks	52
Offensive Lineman Tradition	53
Receiver Tradition	54
Quarterback Tradition	55
Running Back Tradition	56

Defensive Lineman Tradition	57
Linebacker Tradition	58
Defensive Back Tradition	59
Top-25 Wins	60,61
Bowl History	62,63
1981 National Championship Season	64,65
Conference Championships	66
2014 ACC Football Review	67
2014 Lettermen	68

MEET THE TIGERS

2015 Numerical Roster	70,71
2015 Alphabetical Roster	72,73
Veteran Bios	74-91
Veteran Reserves	92
Rookie Bios	93-95
2014 Seniors & Pro Signees	96

2014 REVIEW

Notes	98-101
Overall Team Stats & Individual Stats	102,103
Team Stats	104
Superlatives	105
Individual Offensive & Special Teams Stats	106
Individual Defensive Stats	107
Clemson Offensive Drive Charts & Long Plays	108
Opponent Offensive Drive Charts & Long Plays	109
Game Recaps & Stats	110-114
Starters	114
Participation	115
Weekly Polls	116,117
Honors & Awards	118

2015 OPPONENTS

Game Results	119-121
Opponent Information	122,123
Against All Competition & FBS Conferences	124

HISTORY & RECORDS

Individual Records	126-128
Records By Class	129
Offensive Team Records	130,131
Defensive Team Records	131
Single-Game Team Bests	132-135
Offensive Team Season Bests	136

Defensive Team Season Bests; Overtime Games	137
Long Plays	138,139
Single-Game Individual Bests	140-142
Yearly Leaders	143-145
Individual Season Bests	146,147
Career Leaders	148-150
Snap Records	151
Individual Defensive Records; Longest Offensive Drives	152
Yearly Defensive Leaders	153
Individual Season & Career Defensive Bests	154
Top-25 NCAA Stat Rankings	155-157
Streak Records	158
Returns For Touchdowns	159
Signees By State	160
Clemson Hall of Fame Members	161
Clemson Ring of Honor Members	162,163
Weekly Polls	164,165
Senior Class Records	165
Game-By-Game Results vs. Ranked Opponents	166,167
Head Coaching Records	167
Former Head Coaches	168-171
Assistant Coaches	172
Lettermen	173-179
Award Winners	180-183
All-America Tiger Stats	184-187
All-ACC Selections	188
Pro Players (All Leagues)	189-191
NFL Draft Picks	192,193
NFL Alumni Games & Seasons	194
NFL Alumni Honors	195
Year-By-Year Attendance	195
Year-By-Year Team Records	196,197
Fourth Quarter Wins	197
Yearly Clemson Stats	198
Yearly Opponent Stats	199
All-Time Results	200-208

MEDIA GUIDE CREDITS

The 2015 Clemson Football Media Guide was written and edited by Director of Football Communications **Tim Bourret**. Layout, design and editorial assistance was executed by Senior Associate Athletic Communications Director **Brian Hennessy** and Associate Athletic Communications Director **Philip Sikes**.

The following people also contributed editorial assistance: **Sam Blackman**, **Brent Breedin**, **Hannah Burleson**, **Claire Fischer**, **Joe Galbraith**, **Jeff Kallin**, **Libby Kehn**, **Kathryn McGinn**, **Stephen Puckette**, **Drew Ronemus** and **Davis Simpson**.

Special thanks to the late **Bob Bradley**, whose 45 years of research and dedication to Clemson made production of this media guide easier for future generations. Also, thanks to the late **Dr. Harold Vigodsky** for his contributions.

PHOTO CREDITS

Carl Ackerman, **Trent Allen**, **Scott Blackwell**, **Rex Brown**, **Eddie Cliffe**, **Mark Crammer**, **Tommy Crumpton**, **Jim Graham**, **Zach Hanby**, **Brian Hennessy**, **Chase Hunter**, **Annemarie Jacques**, **Ashley Jones**, **Charlie Jordan**, **Laura Legg**, **Dave Lewis**, **Ben Liebenberg**, **Craig Mahaffey**, **David McInnis**, **Dr. Mark McInnis**, **Jim Moriarty**, **David Platt**, **Roy Philpott**, **Dawson Powers**, **Randy Rampey**, **Tyler Smith**, **Glenn Spake**, **Vern Verna**, **Bob Waldrop**, **Patrick Wright**, NFL. Also, special thanks to the late **Earle "Pepper" Martin**, who donated thousands of photos in all sports to the athletic department over the years.

COVER DESIGN

Thanks to **John Schaffhauser** of Canton, Miss., for his design of the four covers. Photos used for the cover designs courtesy of **Carl Ackerman**, **Scott Blackwell**, **Mark Crammer**, **Laura Legg**, **Craig Mahaffey**, **David McInnis**, **Dr. Mark McInnis**, **David Platt**, **Dawson Powers**, **Tyler Smith**, **Vern Verna** and **Patrick Wright**. Special thanks to the media relations departments of the NFL teams who supplied photos.

PRINTING

Martin Printing (Easley, S.C.)

EXTRA COPIES


Available for \$15 each at the Clemson Athletic Ticket Office or via mail. Along with your return mailing address, send a check made out to the Clemson Athletic Communications office for \$15 and mail to P.O. Box 31, Clemson, S.C. 29633.



RECORD-SETTING FOUR SEASONS



2011



2012



2013

2014 SENIOR ACCOMPLISHMENTS

- Clemson's 2014 senior class finished with 42 wins (11 losses), tied for seventh in the nation during that period of time. Clemson's 42 wins rank first in Clemson history, two more than the 1990 seniors had.
- The win over No. 24 Oklahoma in the Russell Athletic Bowl was the ninth over a ranked team over the last four seasons, tying the Clemson mark for wins over ranked teams in a four-year period. The 2013 class also had nine.
- Clemson is the only school in the nation to beat a top-25 team in a bowl game each of the last three years. Ohio State (fifth), Oklahoma (sixth) and LSU (11th) are all in the top 11 in college football history in terms of total wins.
- Clemson joined Alabama, Florida State and Oregon as the only schools to finish in the top 25 of both polls each of the last four years. This is the first time a Clemson class has done this since the seniors of 1991.
- The program is one of seven to win a bowl game each of the last three years. The others are Louisiana Lafayette, Michigan State, Oregon, South Carolina, Texas A&M, and Utah State.
- Clemson had a streak of 50 consecutive weeks ranked in both polls, tied for the longest streak in Clemson history.
- Clemson's senior class defeated seven of the top 15 winningest programs over the last four years: Auburn, South Carolina, LSU, Georgia, Ohio State, Oklahoma and Louisville.
- This class set school records for wins over conference schools (27) and home wins (26) in four-year period.
- Just the second class in Clemson history to win at least 10 games all four years, joining the 1990 seniors.
- Finished with an ACC Championship and two Atlantic Division crowns.

2014 SENIORS ESTABLISH WINS RECORD

Clemson's 2014 senior class finished with a 42-11 record for its four years, a Clemson school record. The previous mark was 40 wins by the 1990 class that finished with a 40-8 record. That class had four straight 10-2 seasons.

The 2014 seniors also set a record for wins over ACC teams with 26-6, not including a 2011 ACC Championship game win over Virginia Tech. The class had three seasons with seven wins

over ACC teams and one with a 6-2 mark.

TOTAL WINS

Rk	Class	Pct	W-L-T
1.	2014	.792	42-11
2.	1990	.833	40-8
3.	1991	.823	39-8-1
4.	1989	.813	38-8-2
	2013	.717	38-15
6.	1984	.844	37-6-2
	1981	.787	37-10
8.	1983	.822	36-7-2
9.	2012	.679	36-17
10.	1982	.772	35-10-1

CONFERENCE WINS

Rk	Class	Pct	W-L-T
1.	2014	.813	26-6
2.	2013	.750	24-8
3.	2012	.719	23-9
4.	1991	.804	22-5-1
	1989	.804	22-5-1
	1990	.786	22-6
7.	1988	.768	21-6-1
8.	1996	.656	21-11
9.	2011	.625	20-12
	1997	.625	20-12
	2009	.625	20-12
	1968	.788	20-5-1

15TH IN FINAL 2014 POLLS

Clemson ranked 15th in the final AP and USA Today polls for the 2014 season. The Tigers joined Alabama, Florida State and Oregon as the only schools to finish in the top 25 for the fourth straight year.

The Tigers are also joined by Alabama, Florida State, Ohio State and Oregon as the only schools with a top-15 finish each of the last three seasons. Clemson was ninth by USA Today in 2012 and seventh in 2013.

Clemson's No. 15 final ranking in 2014 was its highest ranking of the season. It marked the first time since 2003 and just the eighth time in school history that Clemson's final ranking was its best for the course of the season. The Tigers were ranked No. 16 in the AP preseason poll.

The 2014 season marked the fourth straight year and fifth time in the six full seasons Dabo Swinney has been Clemson's head coach that the Tigers had the same or higher final AP ranking than their preseason ranking.

Clemson is the only school in the nation to post the same or higher final top 25 USA Today ranking than its preseason ranking each of the last four years.

Clemson's only losses in 2014 were to teams that finished in the final top 10 of the AP and USA Today polls (Florida State, Georgia and Georgia Tech). It marked the third straight year that was the case.

This Clemson team finished the year with wins over rival South Carolina and Oklahoma in the Russell Athletic Bowl. It marked the first time since 2005 that Clemson finished the season in that fashion and it was just the third time since 1993 that Clemson ended the season with a victory over South Carolina and a bowl victory.

TOP 25 EACH OF THE LAST FOUR YEARS

School	2011 AP-C	2012 AP-C	2013 AP-C	2014 AP-C
Clemson	22-22	11-9	8-7	15-15
Alabama	1-1	1-1	7-8	4-4
Oregon	4-4	2-2	9-9	2-2
Florida State	23-23	10-8	1-1	5-6

TOP 15 EACH OF THE LAST THREE YEARS

School	2012 AP-C	2013 AP-C	2014 AP-C
Clemson	11-9	8-7	15-15
Alabama	1-1	7-8	4-4
Oregon	2-2	9-9	2-2
Florida State	10-8	1-1	5-6
Ohio State	3-NR	12-10	1-1

TIGERS EXCEEDING EXPECTATIONS

Clemson has finished at least the same postseason ranking as its preseason ranking each of the last four years. One season in each poll, 2011 USA Today, and AP, 2013, the Tigers matched their preseason ranking.

But, the other years Clemson finished better than their preseason ranking. Clemson was 16th in the preseason of both the AP and USA Today polls prior to 2014 and then finished 15th in both. Clemson is the only school in the nation that has had at least the same preseason ranking as its post season ranking each of the last four years.

PRESEASON VS. POSTSEASON RANKINGS

	2011 Pre-Post	2012 Pre-Post	2013 Pre-Post	2014 Pre-Post
AP	21-22	14-11	8-8	16-15
USA	22-22	14-9	8-7	16-15

12 WINS VS. TOP 20 PROGRAMS SINCE 2011

Clemson's 2014 class was the best in Clemson history in terms of total wins with a 42-11 record. Twelve of the 42 victories came against programs ranked in the top 20 in FBS college football history in terms of total wins. The Tigers 2014 class was 12-4



RECORD-SETTING FOUR SEASONS

Clemson joins Alabama, Oregon and Northern Illinois as the only schools that can make that claim.

MOST FBS WINS (2011-14)

Rk	Opponent	2011	2012	2013	2014	Total
1.	Alabama	12-1	13-1	11-2	12-2	48-6
	Florida State	9-4	12-2	14-0	13-1	48-7
	Oregon	12-2	12-1	11-2	13-2	48-7
4.	Northern Illinois	11-3	12-2	12-2	11-3	46-10
5.	Ohio State	6-7	12-0	12-2	14-1	44-10
6.	Boise State	12-1	11-2	8-5	12-2	43-10
7.	Clemson	10-4	11-2	11-2	10-3	42-11
	Michigan State	11-3	7-6	13-1	11-2	42-12
	Stanford	11-2	12-2	11-3	8-5	42-12
10.	Louisiana State	13-1	10-3	10-3	8-5	41-12
11.	Baylor	10-3	8-5	11-2	11-2	40-12
	Georgia	10-4	12-2	8-5	10-3	40-14
	South Carolina	11-2	11-2	11-2	7-6	40-12

27 STRAIGHT OVER UNRANKED FOES

Clemson has won 27 consecutive games against unranked opponents, the longest streak of its kind in school history. All 27 of the wins have been by at least four points, the longest active streak in the nation. Alabama has the longest winning streak in the nation in terms of consecutive wins over unranked opponents regardless of the scoring margin with 54.

CONSECUTIVE WINS VS. UNRANKED TEAMS

Rk	School	Wins	Last Loss vs. Unranked Team
1.	Alabama	54	2007 vs. UL-Monroe, 21-14
2.	Clemson	27	2011 at NC State, 37-13
3.	Florida State	24	2012 at NC State, 17-16
	Texas A&M	22	2011 vs. Texas, 27-25
5.	Michigan State	21	2012 vs. Northwestern, 23-20
6.	Auburn	15	2012 at Vanderbilt, 17-13

CONSECUTIVE WINS VS. UNRANKED TEAM BY FOUR POINTS OR MORE

Rk	School	Wins	Last Loss vs. Unranked Team
1.	Clemson	27	2011 at NC State, 37-13
2.	Michigan State	18	2012 vs. Northwestern, 23-20

EXCELLING ON FIELD AND IN CLASSROOM

Clemson is the only school in the nation to rank in the top 10 of APR scores (four-year averages) and in the final top 25 of both polls each of the last four years. In fact, Clemson has finished in the top 10 of the APR scores each of the last five years. The streak of top 25 final rankings on the field includes three straight years of top 15 final rankings by AP and USA Today.

2012 APR SCORES

Rk	School	Conference	AP-USA	APR
1.	Northwestern	Big Ten		995
2.	Boise State	WAC	8-6	989
	Duke	ACC		989
4.	Ohio State	Big Ten		988
5.	Northern Illinois	MAC		987
6.	Rice	Conference USA		986
7.	Clemson	ACC	22-22	983
	Middle Tennessee	Sun Belt		983
9.	Rutgers	Big East		982
10.	Air Force	Mountain West		980

2013 APR SCORES

Rk	School	Conference	AP-USA	APR
1.	Northwestern	Big Ten		996
2.	Boise State	WAC	18-14	993
3.	Duke	ACC		989
4.	Clemson	ACC	11-9	985
	Wisconsin	Big Ten		985
6.	Georgia Tech	ACC		983
7.	Boston College	ACC		982
	Missouri	SEC		982
	Ohio State	Big Ten	3-NR	982

2014 APR SCORES

Rk	School	Conference	AP-USA	APR
1.	Duke	ACC	23-22	992
2.	Northwestern	Big Ten		991
3.	Wisconsin	Big Ten	22-21	989
4.	Boise State	WAC		988
	Utah State	Mountain West		988
6.	Stanford	Pac 12	11-10	984
7.	Clemson	ACC	8-7	983
	Georgia Tech	ACC		983
9.	Boston College	ACC		981
10.	Missouri	SEC	5-5	980
	Nebraska	Big Ten	NR-25	980
	Rutgers	Big Ten		980
	South Carolina	SEC	4-4	980

2015 APR SCORES

Rk	School	Conference	AP-USA	APR
1.	Wisconsin	Big Ten	13-18	998
2.	Duke	ACC		992
	Northwestern	Big Ten		992
4.	Michigan	Big Ten		990
5.	Stanford	Pac 12		987
6.	Utah State	Mountain West		985
	Nebraska	Big Ten		985
8.	Clemson	ACC	15-15	984
9.	Boise State	WAC	16-20	981
	Army	Independent		981

overall against the top 20 winningest programs and had at least one win over eight different programs within the top 20.

Each of Clemson's last three bowl wins in consecutive years over LSU, Ohio State and Oklahoma, came against teams ranked 12th, fifth and sixth in college football history in terms of total wins, respectively. Those wins also came against teams coached by mentors who already had a national championship on their resumé. Dabo Swinney is the first coach in college football history to do that.

Clemson will have an opportunity to beat a ninth team on this list over the last five years when Notre Dame comes to town on October 3. The Irish rank second in total wins with 882.

WINNINGEST PROGRAMS IN COLLEGE FOOTBALL HISTORY


Rk	School	W-L-T	vs. Clemson (2011-14)
1.	Michigan	915-338-36	
2.	Notre Dame	882-310-42	
3.	Texas	881-346-33	
4.	Nebraska	874-361-40	
5.	Ohio State	863-319-53	1-0
6.	Oklahoma	850-317-53	1-0
	Alabama	850-325-43	
8.	Penn State	849-376-41	
9.	Tennessee	811-367-53	
10.	Southern Cal	805-327-53	
11.	Georgia	777-410-54	1-1
12.	LSU	761-401-47	1-0
13.	Auburn	734-421-47	2-0
14.	West Virginia	719-477-45	0-1
15.	Virginia Tech	711-452-46	2-0
	Georgia Tech	711-477-43	2-2
17.	Texas A&M	709-461-48	
18.	Syracuse	708-513-49	2-0
19.	Washington	696-434-50	
	Pittsburgh	696-510-42	
21.	Arkansas	694-475-40	
22.	Florida	691-400-40	
23.	Clemson	689-455-45	
24.	Colorado	681-481-36	
	Navy	681-545-57	

Clemson W-L record 12-4

Note - Based on total wins all-time; **Bold** denotes top-20 programs defeated by Clemson over the last four years.

SEVENTH MOST WINS

Clemson has a 42-11 record over the last four years, tied for the seventh most wins among FBS schools during that time. The Tigers have had four straight seasons of at least 10 wins for just the second time in its history.



THE TIGERS HAVE DEFEATED SEVEN OF THE WINNINGEST PROGRAMS IN COLLEGE FOOTBALL HISTORY THE LAST FOUR SEASONS, INCLUDING GEORGIA IN 2013.

CLEMSON'S FOOTBALL HERITAGE


ACADEMIC EXCELLENCE

- One hundred and fourteen of the 120 senior lettermen (95 percent) in Dabo Swinney's six full years as head coach have graduated. The other six are either in school or playing in the NFL.
- Clemson is one of only five FBS programs ranked in the top-10 percent in APR scores each of the last four years, joining Boise State, Duke, Northwestern and Rutgers. Clemson is the only FBS program nationally to finish each of the last three seasons in the top 25 of both polls on the field, and in the top 10 percent of APR scores in the classroom.
- In 2014, Clemson's football program was ranked No. 7 in the nation by the Association for the Protection of College Athletes. The APCA ranks each FBS school based on a comparison of athletic success, academic progress and the treatment of athletes.
- Chad Carson and Kyle Young were first-team Academic All-Americans in 2000 and 2001. Clemson was the only Division I school in the nation with two first-team picks each year. Young was a first-team Academic All-American from 1999-01 and became just the second ACC player in history to be a three-time, first-team selection. He is one of just two offensive linemen in college football history to be a three-time, first-team Academic All-American. He is currently an associate athletic director in the Clemson Athletic Department.
- Dalton Freeman was an All-American on the field and off the field in 2012. He was a first-team All-America center according to AFCA and second-team Academic All-American by CoSIDA. He is now with the New York Jets.
- Clemson had 46 former players on NFL rosters on May 7, 2015, and 35 of them had degrees from Clemson (76 percent).

ALL-STAR SELECTIONS

- Clemson has a history of decorated football players. The program boasts 71 different players who have earned first, second or third-team All-America honors in its history. The list includes Vic Beasley, a consensus All-American in 2013 and 2014, the only ACC player who could make that claim.

FORMER ALL-AMERICAN TIGHT END AND INDIANAPOLIS COLTS STANDOUT DWAYNE ALLEN RETURNED TO CLEMSON TO EARN HIS DEGREE IN AUGUST 2014.



- Beasley is the first two-time first-team All-American from Clemson to be a first-round draft choice and graduate since Bennie Cunningham in 1975.
- Sammy Watkins, who was the No. 4 overall pick of the 2014 NFL draft, was the first player in Clemson history to be named a first-team All-American by at least one service in three different seasons.
- In 2011, Dwayne Allen and Sammy Watkins were both AP First-Team All-Americans. It marked the first time that Clemson had two AP First-Team All-Americans in the same year. Watkins made it as a first-year freshman all-purpose player. He joined Georgia's Herschel Walker (1980), San Diego State's Marshall Faulk (1991) and Oklahoma's Adrian Peterson (2004) as the only first-year freshmen in history to earn AP First-Team All-America honors.
- Clemson had a national position award winner in 2010 and 2011. Dwayne Allen won the John Mackey Award as the nation's top tight end in 2011 and Da'Quan Bowers won the Bronko Nagurski Award as

the top defensive player in 2010. Bowers also won the Ted Hendricks Award in 2010.

- Vic Beasley was a finalist for the Bednarik, Lombardi and Hendricks awards in 2014. He was also a semifinalist for the Lott Trophy.
- Clemson has had at least one All-American 35 of the last 38 years. In Dabo Swinney's six full seasons as head coach, he has had at least two All-Americans each year and nine different players have made a first-team All-America squad. Watkins and Beasley made it twice each.
- Clemson has had at least one First-Team All-ACC player each of the last 38 years, the longest active streak and the longest overall streak in ACC history. In 2014, Clemson had four first-team selections in Stephon Anthony, Vic Beasley, Grady Jarrett and Garry Peters.
- Clemson had nine players named to the ACC's 50-Year Anniversary team, more than any other school. The list of honorees shows the balance of the program over the years, as every area of a football team (by




THE 2014 SENIORS WON 42 GAMES FROM 2011-14, MORE THAN ANY OTHER FOUR-YEAR PERIOD IN CLEMSON HISTORY.

CLEMSON'S FOOTBALL HERITAGE

position) was represented. The nine players are Joe Bostic, Jerry Butler, Bennie Cunningham, Jeff Davis, Steve Fuller, Terry Kinard, Michael Dean Perry, William Perry and Anthony Simmons. All nine players were All-Americans during at least one season at Clemson and played in the NFL.

BOWL HISTORY

- Clemson's resounding 34-point victory over Oklahoma in the 2014 Russell Athletic Bowl was the program's 19th bowl win, 17th-most in FBS history. Clemson has played in 37 bowl games over the years, tied for 17th in FBS history.
- Clemson is the only FBS school in the country to defeat a top-25 team in a bowl each of the last three years. The list includes a 40-35 win over Ohio State in the 2014 Orange Bowl, Clemson's sixth win over a top-10 team in a bowl game in history and its 13th over a top-20 team.
- Clemson is 5-1 in its history in bowl games against Nebraska, Ohio State and Oklahoma, three of the top six programs in college football history in terms of wins. The Tigers are the only program to beat Oklahoma in a bowl game twice (2-0).
- Nine of Clemson's 19 bowl wins have come against coaches who have won the National Championship at some point in their careers. That includes wins over Les Miles (Louisiana State), Urban Meyer (Ohio State) and Bob Stoops (Oklahoma) in 2012, 2013 and 2014, respectively.
- Clemson's first bowl game was a 6-3 victory over Boston College and Head Coach Frank Leahy in the 1940 Cotton Bowl. Leahy is still second in college football history in winning percentage and won four National Championships at Notre Dame.
- Clemson won five straight bowl games between the 1986 and 1990 seasons, tied for the 10th-longest winning streak in college football history in consecutive seasons. Clemson defeated Stanford, Penn State, Oklahoma, West Virginia and Illinois during its bowl winning streak.
- Clemson has defeated some of the top coaches in college football history in bowl competition. Among



**JOHN HEISMAN
COACHED AT
CLEMSON FROM
1900-03 AND
WAS LATER
INDUCTED INTO
THE COLLEGE
FOOTBALL HALL
OF FAME.**

the list of celebrated head coaches who have lost to Clemson in bowl games since the ACC was founded are Joe Paterno (second winningest coach in Division I history on a total-victories basis), Barry Switzer (No. 4-winningest Division I coach on a winning percentage basis) and Tom Osborne (No. 7-winningest Division I coach on a winning percentage basis).

- Hall of Fame Head Coach Woody Hayes suffered his final defeat against the Tigers in the 1978 Gator Bowl. Overall, Clemson has defeated nine head coaches in bowl games who are enshrined in the College Football Hall of Fame.

CHAMPIONSHIP TRADITION


- The Tigers were named National Champions by every service in 1981, as they were the only school in the nation with a perfect record (12-0). It included three wins over top-10 teams (Georgia, Nebraska, North Carolina), the only team to beat three top-10 teams in 1981. It was just the second national title for an ACC school.
- The 1981 team had five All-Americans on its roster, including first-team selections Jeff Davis, Terry Kinard and Perry Tuttle. Thirty-one players on the 1981 squad were eventually drafted by the NFL and 22 players eventually played in the NFL. Twenty-three different players on the 1981 roster were First-Team All-ACC selections at one time during their Clemson careers.
- Since the ACC was formed, Clemson has more overall wins (442) and ACC wins (260) than any other school as a member.
- Clemson has won or been co-champions of the ACC Atlantic Division three of the last six years (2009,11,12).
- Clemson won the 2011 ACC Championship for its 14th ACC title. Clemson won the title with a 38-10 victory over No. 3 Virginia Tech.
- Clemson won the Southern Conference title in 1940 and 1948 along with the Southern Intercollegiate Athletic Association in 1900, 1902, 1903 and 1906, giving the program 20 conference crowns, more than any other school in the ACC.

COACHING SUCCESS

- Clemson has a legendary history when it comes to coaching. Three former Tiger mentors (John Heisman,

Frank Howard, Jess Neely) are in the College Football Hall of Fame. Howard was Clemson's coach when the ACC was founded and promptly took the Tigers to six ACC titles. No coach had more league championships than Howard during his 30-year tenure in Tigertown. He concluded his career with 165 victories, and his 30-year tenure is still third-longest in NCAA history for a head coach serving at one school. His victory total was extraordinary considering Clemson played just 38 percent of the games at home during Howard's tenure.

- Danny Ford coached Clemson to the 1981 national title and won six bowl games in his Tiger career, second on the all-time ACC coaching list. His 76-percent winning mark is second-best in ACC history. He was the consensus national coach-of-the-year in 1981, and he remains the youngest coach (33) to win a national title. He was inducted into the Clemson Ring of Honor in 2013 and is on the ballot for the College Football Hall of Fame class of 2016.
- Tommy Bowden continued the tradition of outstanding Tiger coaches by leading the team to bowl games each of his first five years, the first coach in Clemson history to do that (Dabo Swinney has duplicated the accomplishment). He was named ACC Coach-of-the-Year twice. He led Clemson to eight consecutive winning seasons, the longest streak by one coach in school history, and coached the Tigers in eight bowl games, tied for third-most in ACC history.
- Current Head Coach Dabo Swinney was named Bobby Dodd National Coach-of-the-Year in 2011 when he guided Clemson to the ACC title and a 10-win season. He was named ACC Coach-of-the-Year by Sporting News in 2009 and was one of 10 national finalists for the Liberty Mutual National Coach-of-the-Year Award in 2009, 2011, 2012 and 2013. He was one of 10 finalists for the Bear Bryant Award and Eddie Robinson Award in 2011 as well. He was the FCA National Coach of the Year in 2014 and won the 2015 Gene Stallings Award. He already has 61 wins on his Tiger resumé, including nine wins over top-25 teams from 2011-14.
- Swinney's 2014 senior class won 42 games, most in Clemson history in any four-year period. That included 26 wins over ACC teams, also a four-year record.



**THE TIGERS IMPROVED
TO 2-0 ALL-TIME
AGAINST OKLAHOMA
IN BOWL GAMES WITH
THEIR 40-6 WIN OVER
THE SOONERS IN THE
RUSSELL ATHLETIC
BOWL. COLE STOUTT
WAS NAMED MVP.**

CLEMSON'S FOOTBALL HERITAGE



THE ESPN FAMILY OF NETWORKS TELEVISED 42 OF CLEMSON'S 53 GAMES FROM 2011-14.

EXPOSURE

- Clemson is one of the most-televised teams in the nation every year. In 2014, all 13 games were on live television. Eleven games were shown on ABC or on the ESPN family of networks.
- The 2014 senior class had 49 of its 53 games on live television, including 42 on the ESPN family of networks.
- Clemson has had at least 10 of its games televised each of the last 10 years and had an average of 11 per year on live television.
- Three of the top seven rated ACC games in 2013 involved Clemson. Clemson's win over Ohio State in the Orange Bowl drew a 6.7 rating with 11.4 million viewers. Only the national championship game between Auburn and Florida State had more. Clemson's win over Georgia had a 4.8 rating and 8.14 million viewers (fifth) and the Clemson vs. Florida State game had a 3.4 rating and 5.68 million viewers (seventh).

- Clemson served as host of ESPN College GameDay twice during the 2013 season, the only school that could make that claim. It marked the first time a school served as host for the program twice in one season since 2008, when Auburn hosted two shows. Clemson has been the host of ESPN College GameDay three times overall, and will certainly be a candidate again this season with home games against Notre Dame, Georgia Tech and Florida State.
- The exposure has led to great home attendance figures in Memorial Stadium. Clemson has led the ACC in average home attendance each of the last six years. Clemson has finished in the top 20 in the nation in average home attendance every year since 1981. Clemson was 15th in 2014.

FORMER TIGERS

- Dwight Clark had his #87 retired by the San Francisco 49ers after he finished his career in 1987. He was a

starter on the 1981 and 1984 (seasons) Super Bowl Championship 49ers teams. He is most famous for his game-winning catch on a pass from Joe Montana against Dallas in the 1982 NFC Championship game. He was the NFL MVP in 1982, the only former Tiger to win NFL MVP honors.

- Brian Dawkins had his #20 retired by the Philadelphia Eagles during the 2012 season. Dawkins played 13 seasons for the Eagles and was named to the Pro Bowl seven times while playing for that franchise and nine times overall. He is now an ESPN commentator.
- Charlie Waters was a three-time Pro Bowl pick with the Dallas Cowboys. A member of the Cowboys' Ring of Honor, he played on two Super Bowl Championship teams before going on to a coaching career at Oregon.
- Waters and Jeff Bostic were both named to ESPN's 40-Man Roster of Greatest Super Bowl players, released prior to Super Bowl XL.
- The Perry brothers (William, Michael Dean) were starters on Clemson's 1984 defense. Both were named to the ACC's 50-Year Anniversary team in 2002. William played on Clemson's 1981 National Championship team as a freshman, then on the Super Bowl Champion Bears of 1985. Michael Dean played in six Pro Bowls with Cleveland and Denver, second-most among former Tigers. Both were named ACC Player-of-the-Year during their careers, William in 1984 and Michael Dean in 1987. They are the only brother combination in ACC history that can make that claim.



THE PERRY BROTHERS — MICHAEL DEAN (LEFT) & WILLIAM (RIGHT) — ARE THE ONLY BROTHERS IN ACC HISTORY TO BE NAMED ACC PLAYERS OF THE YEAR.

HALL OF FAME

- Former Clemson Consensus All-American and 1981 National Championship team captain Jeff Davis was inducted into the College Football Hall of Fame in 2007. Davis is regarded as one of the great leaders of any team in Tiger history. He had 175 tackles on the 1981 team, leading the Tigers to a 12-0 record.
- Davis was the second member of Clemson's National Championship team to be enshrined in the College Football Hall of Fame. Terry Kinard was inducted in 2001. Both are members of the Clemson Ring of Honor, and were in the same recruiting class (1978).
- Clemson had a special night in New York City on Dec. 11, 2001. That evening, Terry Kinard was inducted into the College Football Hall of Fame and Kyle Young

CLEMSON'S FOOTBALL HERITAGE

was a recipient of a National Football Foundation Scholar-Athlete Award. Clemson was the only school in the nation with one of each in 2001.

- Terry Kinard was the first Tiger gridder to win a national individual award. He was named 1982 national defensive player-of-the-year by CBS. That year (his senior season), he was a unanimous first-team All-American, the first unanimous All-American in Clemson football history. He was named to the ACC's 50-Year Anniversary team in 2002, and he was also listed among the top-50 athletes in the history of the ACC, regardless of sport.
- Three former Clemson coaches are in the College Football Hall of Fame. The list includes John Heisman (1900-03), Jess Neely (1931-39) and Frank Howard (1940-69).
- Banks McFadden, Clemson's greatest all-around athlete in history and an AP First-Team All-American in 1939, was inducted into the College Football Hall of Fame in 1959.

NFL DRAFT PICKS

- Clemson has had at least one first-round draft choice each of the last three years, joining Alabama, Florida, Florida State and Texas A&M as schools that can make that claim.
- Clemson is the only school in the nation with a top-10 pick in 2014 and 2015. It was the first school since 2011 and 2012 (Alabama, Texas A&M) to have a top-eight selection on opposite sides of the ball in consecutive drafts.
- With five players drafted in 2015, it marked the seventh consecutive season that Clemson had at least four players selected in the NFL draft. Clemson has had 33 players drafted over the last seven years, ninth-most in the nation.
- Clemson had a wide receiver taken in the first round of the NFL draft in 2013 and 2014, the only FBS team that can make that claim since 2007. Sammy Watkins was taken as the No. 4 selection of the Buffalo

Bills in 2014, tied for the highest selection by a Tiger in history. Wideout DeAndre Hopkins was the No. 27 overall pick of the first round by the Houston Texans in 2013.

- C.J. Spiller was the No. 9 overall selection of the 2010 NFL draft and the first ACC player chosen. In just his third year, he made the Pro Bowl.
- Clemson had 10 players drafted in 1983, second-most in ACC history for one draft.

NFL INFLUENCE

- Twenty-four former Tigers have combined to win 32 Super Bowl Championship rings. That includes the 2013 season when Byron Maxwell started in the Super Bowl for the victorious Seattle Seahawks. Clemson's leader is Jeff Bostic, who started on three Super Bowl Championship teams with the Washington Redskins.
- Clemson has had a former player on a Super Bowl Championship team in eight of the last 17 years.
- Three former Tigers were named to NFL All-Rookie teams in 2014. The list includes Bashaud Breeland of the Washington Redskins, Chandler Catanzaro of the Arizona Cardinals, and Sammy Watkins of the Buffalo Bills. Five former Tigers have made an All-Rookie team over the last two years.
- Brian Dawkins retired in 2011 as one of the great safeties in the history of the game and is an odds-on favorite to be inducted into the Hall of Fame. A 1996 Clemson graduate, Dawkins was an All-American on Clemson's 1995 team when he finished the season 10th in the nation in interceptions. He became the first player in NFL history in 2002 to register a sack, interception, recovered fumble and receiving touchdown in the same game. He was named to the Pro Bowl nine times in his career, including the 2012 Pro Bowl after his final season. He was named to the Pro Bowl more than any other former Tiger.
- Levon Kirkland was named to the NFL All-Decade team (1990s) for his play with the Pittsburgh Steel-

ers. Dawkins was named to the All-Decade team for the 2000s for his play with the Philadelphia Eagles.

- Thirty former Tigers were on NFL rosters in 2014, the most in school history.
- In the summer of 2014, the Buffalo Bills had six former Clemson players on their roster. The list included C.J. Spiller and Sammy Watkins, the two most productive all-purpose players in Clemson history.

POLL PRESENCE

- The 2014 season marked the 28th year that Clemson was ranked in the final AP poll. It was the seventh time in the last 10 years that Clemson was ranked in the final poll, and the fourth consecutive season. The Tigers' highest ranking is No. 1, a mark achieved on Nov. 30, 1981 and in the final poll that season.
- Clemson has had a streak of 50 consecutive weeks ranked in at least one poll twice, 1986-89 and 2011-14.
- Clemson was in the top 20 of all the final polls from 1986-91, a six-year streak. The Tigers had exactly two losses in each of those six seasons.
- Clemson was ranked in the final top 20 of the AP poll six times in the 1980s. The Tigers were fifth in the nation in winning percentage during that decade.
- Beating ranked opponents has been a hallmark of Clemson's success. The Tigers have beaten an AP-ranked opponent 25 of last 29 years, including 21 top-25 victories in the last 12 years. Head Coach Dabo Swinney has recorded nine top-25 wins in the last four years.
- Clemson defeated four top-25 teams in 2011, including No. 3 Virginia Tech, tied for the highest-ranked team Clemson has defeated. The Tigers defeated three AP top-25 teams in succession when they downed Auburn, Florida State and Virginia Tech on consecutive Saturdays, the first ACC team to do that.
- Clemson has 10 top-10 wins in the last 11 years, including a win over No. 5 Georgia to open 2013 and a win over No. 6 Ohio State in the 2014 Orange Bowl.



CLEMSON HAS PRODUCED AT LEAST ONE FIRST-ROUND NFL DRAFT PICK EACH OF THE LAST THREE YEARS, INCLUDING SAMMY WATKINS FOURTH OVERALL IN 2014.

OUTLOOK

Entering the 2014 season all the questions about the Clemson football team surrounded the Tiger offense.

Head Coach Dabo Swinney had to replace quarterback Tajh Boyd, the ACC's career leader in touchdown responsibility and the 2012 ACC Player of the Year; Sammy Watkins, the ACC's third-ranked receiver in history in terms of receiving yardage and a first-team All-American; leading rusher Roderick McDowell; and two-time All-ACC tackle Brandon Thomas.

But, the program had recruited well and three freshmen — quarterback Deshaun Watson, receiver Artavis Scott and running back Wayne Gallman — all took advantage of their opportunities, and Clemson finished the year averaging over 30 points and 400 yards per game, just the ninth team in Clemson history to reach those levels in scoring and yardage in the same year.

The season concluded with nine wins in the last 10 games, including triumphs over rival South Carolina and a 40-6 victory against Oklahoma in the Russell Athletic Bowl. It marked the first time Clemson had won its rivalry game and a bowl game in the same year since 2005.

Clemson finished the year with a No. 15 national ranking in both polls and a 10-3 record, the fourth straight year the Tigers had won at least 10 games — something only Alabama and Oregon have also accomplished among Power Five Conference teams.

Now, as we enter the 2015 season, all the questions are on the other side of the football. Clemson's defense was dominant in 2014, as it led the nation in total defense, allowing just 260.8 yards per game, 50 yards per game better than any other ACC team. Clemson also led the nation in pass efficiency defense for the first time, paced the country in tackles for loss, third-down conversion defense, fewest first downs allowed per game, and fewest yards allowed per play.

That defense was led by first-team All-ACC players Vic Beasley (consensus All-American for the second time), Stephone Anthony, Grady Jarrett and Garry Peters. Beasley and Anthony were both first-round draft picks. Those seniors — plus classmates Corey Crawford, Tony Steward, Josh Watson, DeShawn Williams, Tavaris Barnes and Robert Smith — were all four- or five-year players in the program who brought great leadership to the entire team, not just the defense.

A documentation of the Clemson talent level on defense was revealed in February when six Tiger defensive players were invited to the NFL Combine, more than any other school.

It was a balanced defense as well. No Clemson defender ranked in the top 25 in the ACC in tackles per game, and just one ranked in the top 48. No one had over 90 tackles.

But, Head Coach Dabo Swinney has the same philosophy as he had a year ago when he saw a young group of players on the offensive side of the ball report for the beginning of spring practice.

"I like our personnel," he said. "We have recruited well and we feel we have talented players on the defensive side of the ball who will move into starting positions. We have talented players returning, but they lack experience, chemistry and overall knowledge relative to what we had last year.

"We lost 13 lettermen on defense who were part of the most successful senior class in Clemson history. There is no doubt that is a big loss. We lost eight starters from one of the best defenses in Clemson history.

"But that is what we have to do during fall camp. I think we will have a good starting 11 on defense. We played a lot of players on defense last year, and over the years, for that matter. We have to develop depth in the front seven. That was the big reason we were so good on defense last year. We had depth, especially on the defensive line."

Offensively, Clemson returns five starters, but that does not include Watson, who played in eight of the 13 games as he suffered two major injuries. But he did start five games as a freshman, four that resulted in Clemson

victories, including the win over rival South Carolina.

The Tiger offense must replace starting linemen Isaiah Battle, David Beasley, Kalon Davis and Reid Webster, as well as quarterback Cole Stoudt and receiver Adam Humphries. Offensive Coordinator Chad Morris, the only coordinator in Clemson history to guide four different offenses that averaged at least 30 points and 400 yards per game, left the program in December to become the head coach at SMU.

Swinney moved Tony Elliott and Jeff Scott into co-coordinator positions, and the Tigers didn't miss a beat in the bowl game against Oklahoma when they scored 40 points and gained nearly 400 yards.

"Chad did a great job, and we are proud that he has become a head coach," Swinney said. "But we are not going to change anything in our expectations for our offense. The way I look at it, we are in the fifth year of this system. Tony Elliott and Jeff Scott were significantly involved in all aspects of the offense when Chad was here. That includes game planning and play calling.

"I like our depth of playmakers at running back and wide receiver. We had a lot of freshmen with outstanding years in 2014, and we expect them to improve as we go forward.

"Our biggest concerns on offense will be on the line, where we must replace four starters. But we have recruited well, signing four of the top offensive linemen in the country, perhaps the best offensive line class in the country. And, we have a couple of redshirts from last year we are excited about."

OFFENSE

Clemson returns players who accounted for 92 percent of the receiving yards, 81 percent of the rushing yards and 87 percent of the points in 2014. The returning offensive leaders include the now sophomore trio of Watson, Scott and Gallman, plus receiver Mike Williams, who gained 1,030 yards on just 57 receptions a year ago.

Watson completed 93-137 passes for 1,466 yards in his first season. He threw for 14 touchdowns, with just two interceptions, and averaged a national-best 10.7 yards per pass attempt. He also rushed for five scores. His 188.6 passing efficiency was best in the nation among players who threw at least 125 passes — yes, even better than Heisman Trophy winner Marcus Mariota of Oregon. Now many see Watson as a Heisman candidate in 2015.

Watson came off the bench to nearly lead the Tigers to victory at No. 1 ranked Florida State in the third game of the year. He completed 19-28 passes for 266 yards as Clemson took the Seminoles to overtime, the only team to do that during the 2014 regular season.

The following week, Watson made his first career start memorable as he threw six touchdown passes in a win over North Carolina. The six TDs set a Clemson record and tied the ACC mark.

The native of Gainesville, Ga., suffered a broken hand and a torn ACL during the season that allowed him to throw just 12 passes in two games over a six-game period, but he finished the regular season by leading the Tigers to a 35-17 win over rival South Carolina. He completed 14-19 passes for 269 yards and two scores, and also ran for a pair of scores against the Gamecocks.

Watson sat out the spring as he recovered from the torn ACL, but is expected to be back for the start of practice in August.

Returning letterman Nick Schuessler, the third-team signal caller last year, will see plenty of action in August camp, as will 2015 signees Kelly Bryant and Tucker Israel, who entered Clemson in January.

Bryant, from nearby Calhoun Falls, was a finalist for Mr. Football in the state of South Carolina after throwing for 3,579 yards and 41 touchdowns as a senior. Israel set countless records for high school football in the state of Florida that had been held by Tim Tebow. That includes throwing for 15,034 yards and 162 touchdowns over his 43-game career.

Clemson's top two receivers are back from last year in Scott and Williams. They combined for 1,995 receiving yards in 2014, fourth-most by a duo in Clemson history. Both are ranked among the top 20 receivers in the nation by many preseason publications.


Scott led Clemson in receptions as a freshman with 76, going for 965 yards and a team-best eight scores. The freshman All-American's reception total was just six less than Sammy Watkins accumulated as a rookie in 2011. Scott was second in the nation in receptions among freshmen, and had 185 receiving yards against South Carolina, the most by a Clemson player in the long history of the rivalry game.

Williams added six touchdown catches. He was seventh nationally in yards per reception (18.1) among players with at least 50 catches. He finished the season with nine catches for 112 yards against Oklahoma, his fourth 100-yard receiving game in 2014.

Germone Hopper and Charone Peake are two more experienced receivers who will be consistent targets for Watson. Hopper had 27 catches for 331 yards and three scores, including a 25-yard scoring pass from Stoudt in the Russell Athletic Bowl against Oklahoma.

Peake has had an injury-plagued career so far, and had 12 catches for 129 yards and two scores in seven games last year. But, he was healthy at the end of the year and played well in the bowl game. One of only five players on the roster to play in three bowl games, Peake is looking forward to a healthy senior year.

The tight end position returns talented and experienced players Jordan Leggett and Stanton Seckinger. Leggett had 14 catches for 161 yards and a score, while Seckinger returns from a knee injury suffered in the last regular season game against South Carolina.



CHARONE PEAKE SHOWED HE WAS CLOSER TO TOP FORM IN THE 2015 SPRING GAME, WHEN HE MADE THIS SPECTACULAR ONE-HANDED GRAB.



OUTLOOK

Seckinger had nine catches for 122 yards in 2014 and has six career touchdown catches. Clemson is 6-0 when he catches a touchdown, a total that includes two wins over top-10 teams.

Milan Richard and Cannon Smith are two redshirt freshmen that should be in the mix at tight end, with D.J. Greenlee and Jay Jay McCullough also in the mix.

Clemson's running game is led by Gallman, who had 769 yards on 161 carries as a true freshman. He added four touchdowns and a team-high 19 rushes of 10 yards or more. Through seven games, Gallman had 48 attempts for 198 yards, but over the last six he gained 571 on 113 carries. He had three 100-yard rushing games over the last five games of the regular season, including 27-191 against South Carolina, the second-most rushing yards by a Clemson player against the Gamecocks.

There are many other experienced backs that will compete with Gallman for playing time. Senior C.J. Davidson was second on the team in rushing last year with 64 carries for 248 yards and three scores. He scored what proved to be the winning touchdown in the four-point win at Boston College.

Adam Choice played in six games as a freshman in 2014 before suffering a torn ACL while running out of the Wildcat formation at Boston College. He was Clemson's top rusher against Louisville's No. 1 ranked defense (at the time) with 16-61 and finished the year with 218 yards on 50 carries.

Tyshon Dye is a fourth returning running back with experience. Clemson's No. 2 back at the end of the year, Dye finished with 32 rushes for 151 yards in just four games. He missed the first nine games recovering from a February 2014 torn Achilles tendon injury and will benefit from a full August preseason practice.

Zac Brooks was slated to be Clemson's starter at the beginning of the 2014 season, but an injury in August shelved him for the year. The native of Arkansas, who is a tough runner and capable receiver, was healthy for spring practice.

Clemson hopes to improve on its 1,904 net rushing yards from 2014, and the key to that will be holes created by the offensive line. Center Ryan Norton is the only other returning starter up front. Norton has 24 career starts and 38 games played under his belt for some record-setting Clemson offenses.

The other four starting offensive line positions look to be up for grabs. Eric Mac Lain has been a reliable backup for three years who is ready to assume a starting role at either guard or tackle. The native of Hope Mills, N.C., has played in 38 games (including three bowl wins) over his career, and logged a career-high 245 snaps last season. He played 62 snaps in the win over Oklahoma to end on a high note.


Sophomore Tyrone Crowder is a 330-pound guard who made great strides over the last half of the 2014 season. He got a start and played 169 snaps as a redshirt freshman. Senior Joe Gore has experience at guard and tackle, and is a veteran of 19 games and three starts over his career. He earned those three starts last season, when he played 217 snaps.

Jay Guillermo is a junior who has played center and guard over the last two years. He has played 16 games and has one start so far in his career. Maverick Morris is a 295-pound sophomore offensive tackle from Georgia who has a bright future.

Redshirt offensive linemen Taylor Hearn of Williamston, S.C., and Justin Falcinelli of Middletown, Md., also will be in the hunt for playing time.

Clemson recruited four of the top offensive linemen in the nation, and all four entered Clemson in January, so they went through spring practice. Mitch Hyatt, the nephew of former Clemson great and All-ACC defensive lineman Dan Benish, was a consensus top-50 national prospect and a USA Today All-American. He could be the starter at left tackle.

Jake Fruhmorgen, a 285-pounder from Tampa, Fla., was a US Army All-American and consensus top-100



**KORRIN WIGGINS
STARTED SIX GAMES ON
CLEMSON'S TOP-RANKED
DEFENSE IN 2014, AND
LOOKS TO COME INTO HIS
OWN AS A JUNIOR.**

national recruit. Noah Green of Boiling Springs, S.C., and Zach Giella of Lincolnton, Ga., are two more highly recruited offensive linemen who will go through August camp as true freshmen this year.

DEFENSE

Clemson has just three returning starters from a defense that led the nation in 11 different categories and ranked in the top 25 in a total of 20. Clemson lost its top four tacklers and seven of the top nine to graduation. The last time Clemson had just three returning starters on defense was 1979. But, that Clemson team went on to rank in the top 10 in the nation in rushing defense and scoring defense behind All-American Jim Stuckey.

There were many experienced players returning to that 1979 team, and there are again in 2015. All 11 positions have at least one returning player who played at least 200 snaps last season. Some of those talented players returning are defensive end Shaq Lawson, tackle D.J. Reader, linebacker Ben Boulware, and defensive backs Mackensie Alexander and Jayron Kears.

Lawson and Reader figure to be the leaders of Clemson's defensive front. Lawson, a native of Clemson who hopes to carry on the tradition of Daniel High graduates who have gone through the Clemson program to the NFL (DeAndre Hopkins, Jarvis Jenkins). Lawson has had at least 10 tackles for loss each of his first two seasons as a reserve behind All-American Vic Beasley, just the second player (Anthony Simmons 1995-96) in Clemson history to do that as a freshman and sophomore.

Last season, Lawson had 11 tackles for loss to rank second on the team behind Beasley's 21.5 and he added 3.5 sacks. His 44 tackles overall ranked 10th on the team and he led all Clemson defensive linemen in fewest plays per tackle with one every 6.86 plays. He had four tackles for loss against Wake Forest, the only Tiger to have that many in a game in 2014.

Reader is a senior who has been in the mix as one of Clemson's top defensive tacklers for each of the last three years. He had 27 stops last season, when he played 250 snaps. The native of Greensboro, N.C., and Grimsley High has played over 800 snaps in his career and has 110 tackles. He had a strong performance in Clemson's win over South Carolina last year.

Carlos Watkins and Kevin Dodd are two juniors in 2015 that could move into starting roles on the defensive line. Watkins is a redshirt junior who had 13 tackles in 11 games as a reserve last year at tackle, while Dodd is an end who had eight tackles in 12 games. Both have waited their turn behind veteran players the last two years.

Scott Pagano is a talented redshirt sophomore from Hawaii who will challenge for significant playing time at tackle. The strong 285-pounder, who did 38 reps of 225 pounds in February, has a big upside, as shown by his 10 tackles in just 54 snaps as a reserve.

Martin Aiken is a defensive end who played in 12 games last year, and was an integral part of the Tigers' special teams. Roderick Byers came to Clemson as a defensive lineman, lettered as a tight end in 2014, and will move back to defensive tackle in 2015.

The linebacker corps lost top tackler Stephone Anthony (90 stops), and Tony Steward, who was third on the team with 73 tackles and was a sixth-round draft pick of the Buffalo Bills. Both were five-star recruits out of high school and figured to be leaders of Clemson's defense. They did not become tandem starters until 2014 and were big reasons Clemson led the nation in total defense.

Boulware is the logical candidate to hold down one of the starting spots. He had the opportunity to start in the Russell Athletic Bowl against Oklahoma when Anthony was suspended for a helmet-to-helmet hit in the regular season finale.

Boulware made the most of his opportunity with six tackles, a tackle for loss and an interception return for a touchdown, the first pick-six in a bowl game by a Clemson player in 24 years. Boulware was second on the 2014 team in fewest plays per tackle with a stop every 6.65 plays, as he had 58 stops in just 326 snaps.

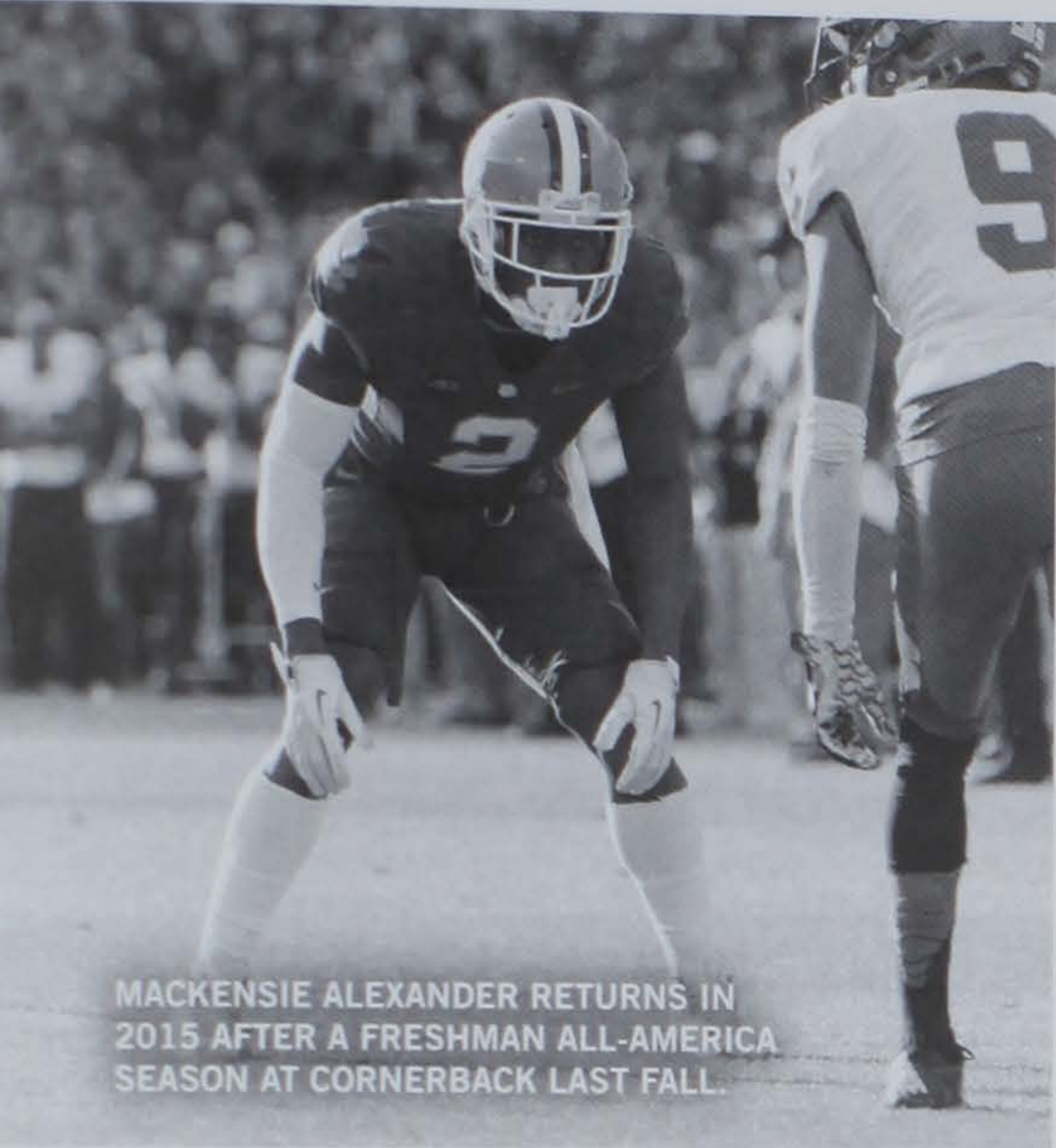
Clemson actually has two players returning who had six starts apiece at an outside linebacker or hybrid position. B.J. Goodson and Korrin Wiggins are considered co-returning starters at the same position for the 2015 season. Goodson played when the opposition was more of a running team, and Wiggins saw the majority of the snaps against passing teams.

Goodson, a senior from Lamar, S.C., the same hometown that sent Levon Kirkland to Clemson, had three fumble recoveries and 34 stops. He was second in the ACC in fumble recoveries and had his best game at Georgia Tech, when he had seven tackles in just 19 plays. Wiggins, a junior, had 40 stops for the season, including six in the win over Oklahoma. Both could be starters this year.

Dorian O'Daniel is a redshirt sophomore who came on strong last season. The outside linebacker had 31 tackles, including a team-best 13 on special teams. He had 18 tackles in just 87 defensive snaps, including a season-high 10 at Georgia Tech. He had 18 of his 31 tackles over the last four games of the 2014 season.

Alexander and Kears return to anchor the secondary. Both were major reasons Clemson led the nation in

OUTLOOK



MACKENSIE ALEXANDER RETURNS IN 2015 AFTER A FRESHMAN ALL-AMERICA SEASON AT CORNERBACK LAST FALL.

pass efficiency defense. Alexander was one of the top cover corners in the ACC last year in his first year on the field. He had 22 tackles and six passes broken up and was named a first-team Freshman All-American by the Football Writers Association. Opposing quarterbacks threw his way 57 times last year, and completed just 20 passes for 280 yards and two touchdowns. He did not give up a touchdown in the final nine games.

Kearse had 67 tackles, including 54 first hits, from the safety position. The native of Florida had two interceptions, seven passes broken up and five tackles for loss in a fine all-around season. He made one of the memorable plays of 2014, chasing down a Louisville wideout from behind to save what would have been the tying touchdown in a 23-17 victory.

Jadar Johnson and T.J. Green are two young safeties expected to see significant action this year. Johnson was a co-starter with Kearse at one point last year and played 242 snaps on defense, leading to 13 tackles and a pair behind the line of scrimmage. Green, who was also eighth in the ACC in kickoff returns last year, played 159 snaps and had 24 total tackles, six on special teams.

Young cornerbacks who should see action are Cordrea Tankersley, who had 11 tackles in 137 defensive snaps, and Ryan Carter, who played in 12 contests.

SPECIAL TEAMS

Clemson returns placekicker Ammon Lakip, who ranked third in the ACC in field goals per game after making 21-28 over the course of the season. He was Clemson's leading scorer with 106 points, more than twice as many as any other Tiger. Clemson will need a new snapper and holder, respectively, as Michael Sobeski, a four-year starter handling that important job, and Corbin Jenkins, have graduated.

The Tigers must replace punter Bradley Pinion, who opted to turn professional after his junior year. Pinion was a valuable player as he averaged 42.6 yards a punt, including a 40.3 net punting average. Pinion also handled kickoffs and had 36 touchbacks on 74 kickoffs.

He was selected in the fifth round by the San Francisco 49ers and is slated to become that team's starter as a rookie. The leading candidate to handle the punting duties is Andy Teasdall, a walk-on who averaged 43.5 yards a punt on a pair of attempts in the bowl game.

PRESEASON DEPTH CHART & NOTES

CLEMSON OFFENSE

Pos.	#	Player	Hgt	Wgt	Cl.
LT	75	MITCH HYATT	6-6	285	Fr.
	78	Eric Mac Lain	6-4	305	*Gr.
LG	78	ERIC MAC LAIN	6-4	305	*Gr.
	51	Taylor Hearn	6-4	325	*Fr.
C	58	RYAN NORTON	6-3	285	*Gr.
	50	Justin Falcinelli	6-3	305	*Fr.
RG	55	TYRONE CROWDER	6-2	330	*So.
	69	Maverick Morris	6-4	295	*So.
RT	73	JOE GORE	6-5	290	*Gr.
	63	Jake Fruhmorgen	6-5	285	Fr.
TE	16	JORDAN LEGGETT	6-5	250	Jr.
	81	Stanton Seckinger	6-5	240	*Gr.
WR	19	CHARONE PEAKE	6-2	205	*Gr.
	5	Germone Hopper	5-11	175	*Jr.
	13	Hunter Renfrow	5-10	170	*Fr.
QB	4	DESHAUN WATSON	6-2	205	So.
	12	Nick Schuessler	6-3	195	*Jr.
RB	9	WAYNE GALLMAN	6-1	205	So.
	21	C.J. Davidson	5-10	200	*Gr.
	24	Zac Brooks	6-0	200	*Jr.
WR	3	ARTAVIS SCOTT	5-10	190	So.
	5	Germone Hopper	5-11	175	*Jr.
WR	7	MIKE WILLIAMS	6-4	210	Jr.
	1	Trevion Thompson	6-2	195	*Fr.

CLEMSON DEFENSE

Pos.	#	Player	Hgt	Wgt	Cl.
DE	98	KEVIN DODD	6-5	275	*Jr.
	53	Martin Aiken	6-2	225	*Jr.
	45	Chris Register	6-2	245	*Fr.
DT	94	CARLOS WATKINS	6-3	295	*Jr.
	40	Roderick Byers	6-3	290	*Sr.

DT	48	D.J. READER	6-2	325	Sr.
	56	Scott Pagano	6-3	295	*So.
DE	90	SHAQ LAWSON	6-3	275	Jr.
	49	Richard Yeargin	6-4	225	*Fr.
SLB	12	KORRIN WIGGINS	5-11	195	Jr.
	6	Dorian O'Daniel	6-2	215	*So.
MLB	44	B.J. GOODSON	6-0	240	*Sr.
	34	Kendall Joseph	5-11	225	*Fr.
WLB	10	BEN BOULWARE	6-0	235	Jr.
	43	Korie Rogers	6-2	235	*Fr.
CB	2	MACKENSIE ALEXANDER	5-10	190	*So.
	21	Adrian Baker	5-11	180	*So.
SS	15	T.J. GREEN	6-3	205	Jr.
	18	JADAR JOHNSON	6-0	200	Jr.
FS	1	JAYRON KEARSE	6-4	210	Jr.
	12	Korin Wiggins	5-11	195	Jr.
CB	25	CORDREA TANKERSLEY	6-1	195	Jr.
	31	Ryan Carter	5-9	180	*So.

CLEMSON SPECIALISTS

Pos.	#	Player	Hgt	Wgt	Cl.
PK	36	AMMON LAKIP	5-11	200	*Sr.
	47	Alex Spence	6-2	190	*Fr.
P	32	ANDY TEASDALL	5-11	185	*Jr.
	36	Ammon Lakip	5-11	200	*Sr.
KO					
LS	76	Jim Brown	6-4	230	*Gr.
H	85	Seth Ryan	5-11	170	*So.
PR	5	Germone Hopper	5-11	175	*Jr.
	3	Artavis Scott	5-10	190	So.
KOR	9	Wayne Gallman	6-1	205	So.
	15	T.J. Green	6-3	205	Jr.

* - spent one season as a redshirt player

- Clemson's two-deep features seven starters who are seniors, 11 juniors, five sophomores and a freshman.
- Clemson has 10 returning starters, six on offense, three on defense and one on special teams.
- This is the fewest returning defensive starters Clemson has had since the 1979 team, Danny Ford's first full season, had just three. That Clemson defense, led by All-American Jim Stuckey and all-time leading tackler Bubba Brown, finished the season third in the nation in scoring defense (8.4), seventh in total defense (237.5) and 10th in rushing defense (117.5). The 237.5 total defense figure for that team was better than the 2015 team had (260.9). Last year's team led

the nation in total defense.

- The last time Clemson had just three returning defensive starters also was the last season Clemson played Notre Dame (1979). Clemson held Notre Dame to 10 points in South Bend in a 16-10 Clemson victory. That is the second fewest points Notre Dame has scored on Senior Day since 1970.
- Clemson has just 42 returning lettermen, 21 on offense, 20 on defense and one on special teams. This is the fewest returning lettermen Clemson has had since the 2003 season, when Tommy Bowden's team also had 42 returning lettermen.
- While Clemson has just nine returning starters from

the offensive and defensive units combined, the 22 starters listed on the depth chart include 19 players who have started at least one game. Kevin Dodd, Mitch Hyatt and Cordrea Tankersley are the only starters listed on the two-deep who have never started a game.

- The 11 players listed as starters on offense have combined to start 93 games. Center Ryan Norton has started the most among the returning players (24).
- Ten of the 11 of the players listed as starters on offense played at least 200 plays last year.
- The players listed as starters on defense have combined to start 47 games. Eight of the 11 played at least 200 snaps last year.



STORY IDEAS

SECOND GENERATION TIGERS

For the first time since 2007, Clemson has a set of twins on the active roster. J.D. and Judah Davis are both freshman linebackers who come to Clemson with a great heritage. They are the sons of former Clemson All-American linebacker Jeff Davis, one of the captains of the Tigers' 1981 National Championship team.

Known as "The Judge", the elder Davis went on to play six years in the NFL with the Tampa Bay Bucs and was captain of the Bucs for four years. Jeff is now an assistant athletic director at Clemson. The twins' mother, Joni, also went to Clemson.

There are two other offspring of former Tigers on this year's team. Tight end Cannon Smith is the son of Bill Smith, a starting defensive end on Clemson's 1981 National Championship team, who is now a member of the Clemson Board of Trustees. Zach Riggs is a reserve center and is the son of Jim Riggs, a two-time All-ACC tight end for the Tigers between 1983-86. Jim Riggs was inducted into the Clemson Athletic Hall of Fame last year.

The list does not include Mitch Hyatt, a true freshman offensive tackle who has a chance to start for the Tigers this year. He is the nephew of former Clemson All-ACC defensive tackle Dan Benish. Tight end D.J. Greenlee is the son of Larry Greenlee, who ran track at Clemson.

THE BUFFALO TIGERS

The Buffalo Bills have had a strong connection to Clemson in recent years. Last summer, there were six former Clemson players on the Bills roster. At times, the Bills offense centered around running back C.J. Spiller, an All-American for the Tigers in 2009, and Sammy Watkins, an All-American at Clemson from 2011-13. They are the top two all-purpose players in Clemson history.

Spiller signed a free agent contract with the New Orleans Saints in the offseason. But, the Bills still have Watkins as the prime target of their offense, and defensive back Jonathan Meeks. The Bills drafted Tony Stewart, a starting linebacker for the Tigers' No. 1 ranked defense last year.

The connections to the Bills go right to the top. Head Coach Rex Ryan is the father of Clemson holder and wide receiver Seth Ryan. Rex left the New York Jets after the 2014 season and the next day was on the sidelines in Clemson gear rooting for the Tigers against Oklahoma in the Russell Athletic Bowl.

OVERCOMING ADVERSITY

Carlos Watkins' experiences during the 2013 season have given him a new motivation. He is listed as a starting defensive tackle for the Tigers as we enter the 2015 season.

In 2013, Watkins was in a car accident in North Carolina during Clemson's open week, in which the car hydroplaned into an electric pole that took the life of one of his best friends. Watkins was severely injured in the crash, when he was trapped in the car for two hours before emergency personnel could free him from the wreckage.

Now, Watkins has discovered a new mindset and uses the situation as motivation on the football field. You can find his late friend's nickname, 'Sheeke,' penned on his cleats to honor him during the season.

HEISMAN IN HIS BLOOD

Clemson seemed to be an unexpected option for redshirt freshman tight end Milan Richard. He is the nephew of former Georgia running back and Heisman Trophy winner Herschel Walker, who strongly considered Clemson when he was coming out of high school in 1980.

Walker went on to lead Georgia to a National Championship in 1980 as a freshman and won the Heisman in 1982. Between 1980-82, Georgia lost just one regu-

lar season game with Walker in the lineup, and it was at Clemson on Sept. 19, 1981.

Richard's mother, Veronica, and father Bill, were both track athletes with a considerable resumé at the University of Georgia as well.

Richard hopes to score a touchdown at home this year and become the first member of his family to reach the Clemson endzone. While Walker had one of the best careers of any running back in history, he never scored a touchdown against Clemson.

HOME GROWN TIGERS

Daniel High School in Clemson has become a great recruiting ground for the Tiger program. Six current Tigers (Shaq Lawson, C.J. Davidson, Adrien Dunn, D.J. Greenlee, J.D. Davis and Judah Davis) come from Daniel High School. Lawson has had at least 10 tackles for loss as both a freshman and a sophomore, the first Tiger to do that since All-American Anthony Simmons in 1995-96.

Three former Daniel High players who matriculated to Clemson are currently on NFL rosters. The list includes DeAndre Hopkins, the top receiver with the Houston Texans, defensive tackle Jarvis Jenkins of the Chicago Bears (previously with Washington) and rookie DeShawn Williams with the Cincinnati Bengals.

TWO-SPORT FAMILY

Ben Boulware has played in the shadows of Clemson linebackers Stephone Anthony, Tony Stewart and others since he came to Clemson as a true freshman in 2012. But in 2015 as a junior, he is ready to step into a starting role. He has strong leadership capabilities that have been developed through his brothers.

Ben's older brother Garrett was one of the top baseball players on three NCAA Tournament teams at Clemson from 2011-13, and he is now playing professional baseball. It has been over 50 years since Clemson has had two brothers serve in starting roles in two different major sports.

Boulware also gets inspiration from his younger brother, who is autistic. Ben and his brother Garrett toughen up their little brother by playing hard-nosed tackle football with him. As a big brother, Ben wanted to make sure his younger brother had toughness to help him avoid being picked on as he grew up.

DRAWING STRENGTH FROM MOM

Deshaun Watson received many high marks for his maturity on the field as a freshman when he set many school records and led the Tigers to a 4-1 record as a starter.

But, his maturity can also be traced to his mother, Deann. While Watson was in high school, his mother was diagnosed with tongue cancer. She spent six months in a hospital apart from her children. Deann had to listen to his games on the radio. She was declared cancer free in 2012, but the situation has had a lasting effect. Watson draws strength from this experience and says,

"I think it has made me stronger, it made me grow up quicker and become a man sooner."

ENGINEERING AN OFFENSE

Tony Elliott's journey to becoming a co-offensive coordinator with Jeff Scott has been atypical. When he was nine, his mother died in an auto accident and his dad spent time in a penitentiary. Elliott had to raise his younger sister.

After beginning his college career at the Air Force Academy, Elliott transferred to Clemson for its engineering program. Elliott walked on the football team at Clemson in 2000, and served as co-captain in 2003 when Dabo Swinney was the new receivers coach.

Upon graduation (3.55 GPA), Elliott took a job with Michelin in Anderson and put his industrial engineering degree to use. But after two years, Elliott realized he missed football, and became a volunteer assistant at Easley High School. He then accepted positions on the coaching staffs at South Carolina State and Furman before returning to Clemson as a running backs coach in 2011.

Five years later, Elliott is the play-caller for a program that has ranked in the top 15 in the nation each of the last three years.

ACC SERVICE AWARD WINNER

Starting offensive guard Eric Mac Lain was one of six Clemson athletes in any sport to receive the 2014-15 ACC Community Service Award. Over the last four years, it is safe to say that Mac Lain has visited more schools, more hospitals and done more to represent the program in community service activities than any current Tiger since Nick Eason won the same award four consecutive years from 1999-2002.

This past May, Mac Lain furthered his knowledge by taking a trip to Nicaragua where he saw many of the daily problems the world faces in terms of poverty and education opportunities.

POSTGAME STUDY

If you are looking for Mackensie Alexander two hours after a home game, the best place to find him is in assistant coach Mike Reed's office on the second floor of the WestZone at Memorial Stadium. There, Alexander will be reviewing tape of each play during the game just completed.

"I always like to look at tape right after a game when it is fresh in my mind," said Alexander, a first-team Freshman All-American by the Football Writers Association. It is a practice he has done since high school. "It is the best way to get better."

Opposing offensive coordinators who watched tape of the Tigers in preparation for playing Clemson in 2014 saw that Alexander is an outstanding cover corner. A starter in all 13 games as a freshman, opposing quarterbacks threw his way just 57 times in 2014. They completed 20 passes for 280 yards and just two touchdowns, none over the last nine games of the season.



ERIC MAC LAIN
SERVED AS THE
PRESIDENT OF THE
STUDENT-ATHLETE
ADVISORY COMMITTEE
IN 2014-15 AND WAS A
WINNER OF THE ACC'S
TOP SIX AWARD.

CLEMSON SCHEDULE

A home slate which includes Notre Dame and 2014 top-10 finishers Florida State and Georgia Tech highlights the 2015 Clemson football schedule.

The Tigers' schedule features seven home games and five on the road for the 10th consecutive regular season. Five of Clemson's first six games are at home for just the fifth time in history, and only the second time in the last 23 years.

"I am always excited to see the schedule for the upcoming season because it allows us to plan our journey for the next season," said Head Coach Dabo Swinney. "There is no doubt this will be as challenging a schedule as we have ever had with some great home games and tough games in road venues."

Clemson opens the 2015 season on the same date and against the same opponent the Tigers faced in opening the National Championship season of 1981, a September 5 contest with Wofford. Week two will see the Tigers face Appalachian State in the first meeting between the two schools as FBS members, and the first time Appalachian State has come to Clemson since the two teams met in the season opener of 1997.

Clemson will have a quick turnaround for its third game, when the Tigers open ACC play at Atlantic Division rival Louisville on Thursday night, September 17. It will be the first of seven straight games against 2014 bowl teams. Clemson has won four straight Thursday night regular season games dating to the 2009 season. It will be the first time Clemson has had just five days to prepare for a game since 2012, when the Tigers won at Wake Forest.

Notre Dame comes to Clemson for the first time since 1977, when the two schools faced in a meeting of top-15 teams. Notre Dame won that game, 21-17, and went on to win the National Championship. Clemson won the rematch two years later in South Bend, 16-10. The two schools have not met since.

2015 SCHEDULE

Date	Opponent	Site	Designation	Time	TV	Series
9-5	Wofford	Clemson, S.C.	Youth Day	12:30 p.m.	ACC	11-3
9-12	Appalachian State	Clemson, S.C.	Family Weekend & Football Reunion	12:30 p.m.	ESPN3	4-0
9-17	* at Louisville	Louisville, Ky.		7:30 p.m.	ESPN	1-0
10-3	Notre Dame	Clemson, S.C.	IPTAY Day			1-1
10-10	* Georgia Tech	Clemson, S.C.	Hall of Fame Weekend			27-51-2
10-17	* Boston College	Clemson, S.C.	Homecoming			13-9-2
10-24	* at Miami (Fla.)	Coral Gables, Fla.				3-6
10-31	* at NC State	Raleigh, N.C.				54-28-1
11-7	* Florida State	Clemson, S.C.	Solid Orange Day			8-20
11-14	* at Syracuse	Syracuse, N.Y.				2-1
11-21	* Wake Forest	Clemson, S.C.	Senior Day, Military Appreciation Day & Purple Out			62-17-1
11-28	at South Carolina	Columbia, S.C.				66-42-4

* - ACC game; Note: Home games in **bold**; all times are Eastern.

Clemson will have 16 days to prepare for Notre Dame, the most preparation for a game in the middle of a season since 1918. Notre Dame has a .732 winning percentage in its history, best among all FBS schools. Over the last four years Clemson has defeated seven of the top 25 schools on that list (Ohio State, Oklahoma, Florida State, LSU, Georgia, Auburn and Virginia Tech).

Clemson plays back-to-back home games against league rivals Georgia Tech and Boston College the following two weeks. Tech comes to Clemson on October 10 in a meeting of two top-15 teams from the final 2014 AP poll.

Clemson plays its first Saturday road game of the year at Miami on Oct. 24. It will be the first meeting between the two since 2010, when Miami won at Clemson. The Tigers won their last trip to Miami in 2009 by a 40-37 score in overtime. The road team has won all four meetings since Miami joined the ACC in 2004.

Clemson will play back-to-back road games when the Tigers travel to Raleigh to face NC State. Clemson defeated a Wolfpack team that won eight games last year


by a 41-0 score, the second largest margin of victory for the Tigers over a league team that would win at least eight games in Clemson's 62 years in the ACC.

On Nov. 7, Clemson hosts Florida State in a battle of two of the four teams nationally that have ranked in the top 25 of the final AP and USA Today polls each of the last four years. The winner of the Clemson vs. Florida State game has gone on to win the Atlantic Division of the ACC each of the last six years.

The Tigers play their fourth and final ACC road game on Nov. 14, traveling to Syracuse for just the second time. The Tigers defeated the Orange 49-14 the last time they played at Syracuse, and won the contest at home last year, 16-6.

The Tigers conclude their ACC schedule Nov. 21 at home against Wake Forest, marking the second time Wake Forest has been Clemson's opponent on "Senior Day" at Memorial Stadium since 1989.

Clemson concludes the regular season at South Carolina on Nov. 28. The Tigers won the rivalry game last year by a 35-17 score at Memorial Stadium.



THE LAST TIME CLEMSON FACED NOTRE DAME WAS 1979, WHEN BILLY LOTT QUARTERBACKED THE TIGERS TO VICTORY OVER THE IRISH IN SOUTH BEND.

ACC SCHEDULE

THURSDAY, SEPTEMBER 3

South Carolina at North Carolina	ESPN 6:00 p.m.
Elon at Wake Forest	ESPN 7:00 p.m.
Alcorn St. at Georgia Tech	RSN 7:30 p.m.
Duke at Tulane	CBSSN 9:30 p.m.

FRIDAY, SEPTEMBER 4

Rhode Island at Syracuse	ESPN3 6:00 p.m.
--------------------------	-----------------

SATURDAY, SEPTEMBER 5

Wofford at Clemson	ACC 12:30 p.m.
Maine at Boston College	ESPN3 1:00 p.m.
Youngstown St. at Pittsburgh	ESPN3 1:00 p.m.
Auburn at Louisville*	CBS 3:30 p.m.
Virginia at UCLA	FOX 3:30 p.m.
Troy at NC State	ESPN3 6:00 p.m.
Bethune-Cookman at Miami	ESPN3 6:00 p.m.
Texas St. at Florida State	ESPNNews 8:00 p.m.

MONDAY, SEPTEMBER 7

Ohio St. at Virginia Tech	ESPN 8:00 p.m.
---------------------------	----------------

FRIDAY, SEPTEMBER 11

Miami at FAU	FS1 8:00 p.m.
--------------	---------------

SATURDAY, SEPTEMBER 12

USF at Florida State	ESPN 11:30 a.m.
Houston at Louisville	FS1 12:00 p.m.
Wake Forest at Syracuse	ACC 12:30 p.m.
Appalachian St. at Clemson	ESPN3 12:30 p.m.
Howard at Boston College	ESPN3 1:00 p.m.
Notre Dame at Virginia	ABC 3:30 p.m.
Furman at Virginia Tech	ESPN3 3:30 p.m.
Tulane at Georgia Tech	RSN 3:30 p.m.
NC Central at Duke	ESPN3 6:00 p.m.
E. Kentucky at NC State	ESPN3 6:00 p.m.
NC A&T at North Carolina	ESPN3 6:00 p.m.
Pittsburgh at Akron	ESPN3 6:00 p.m.

THURSDAY, SEPTEMBER 17

Clemson at Louisville	ESPN 7:30 p.m.
-----------------------	----------------

FRIDAY, SEPTEMBER 18

Florida State at Boston College	ESPN3 8:00 p.m.
---------------------------------	-----------------

SATURDAY, SEPTEMBER 19

Virginia Tech at Purdue	TBA
Wake Forest at Army	CBSSN 12:00 p.m.
Illinois at North Carolina	ESPN/2 12:00 p.m.
Northwestern at Duke	ACC 12:30 p.m.
Central Michigan at Syracuse	RSN 12:30 p.m.
William & Mary at Virginia	RSN 3:30 p.m.
Georgia Tech at Notre Dame	NBC 3:30 p.m.
Nebraska at Miami	ABC/ESPN2 3:30 p.m.
NC State at Old Dominion	ASN 7:00 p.m.
Pittsburgh at Iowa	BIG10 8:00 p.m.

SATURDAY, SEPTEMBER 26

Boise St. at Virginia	ESPN 8:00 p.m.
N. Illinois at Boston College	TBA
Georgia Tech at Duke	TBA
Samford at Louisville	TBA
Delaware at North Carolina	TBA
NC State at S. Alabama	TBA
LSU at Syracuse	TBA
Virginia Tech at E. Carolina	TBA
Indiana at Wake Forest	TBA

THURSDAY, OCTOBER 1

Miami at Cincinnati	ESPN 7:30 p.m.
---------------------	----------------

SATURDAY, OCTOBER 3

Boston College at Duke	TBA
Notre Dame at Clemson	TBA
Florida State at Wake Forest	TBA
North Carolina at Georgia Tech	TBA
Pittsburgh at Virginia Tech	TBA
Louisville at NC State	TBA

FRIDAY, OCTOBER 9

NC State at Virginia Tech	ESPN 8:00 p.m.
---------------------------	----------------

SATURDAY, OCTOBER 10

Wake Forest at Boston College	ESPN 8:00 p.m.
-------------------------------	----------------

Georgia Tech at Clemson	TBA
Duke at Army	TBA
Miami at Florida State	TBA
Virginia at Pittsburgh	TBA
Syracuse at USF	TBA

SATURDAY, OCTOBER 17

Pittsburgh at Georgia Tech	TBA
Boston College at Clemson	TBA
Louisville at Florida State	TBA
Syracuse at Virginia	TBA
Wake Forest at North Carolina	TBA
Virginia Tech at Miami	TBA

SATURDAY, OCTOBER 24

Boston College at Louisville	TBA
Clemson at Miami	TBA
Duke at Virginia Tech	TBA
Florida State at Georgia Tech	TBA
NC State at Wake Forest	TBA
Virginia at North Carolina	TBA
Pittsburgh at Syracuse	TBA

THURSDAY, OCTOBER 29

North Carolina at Pittsburgh	ESPN 7:00 p.m.
------------------------------	----------------

FRIDAY, OCTOBER 30

Louisville at Wake Forest	ESPN2 7:00 p.m.
---------------------------	-----------------

SATURDAY, OCTOBER 31

Miami at Duke	TBA
Virginia Tech at Boston College	TBA
Clemson at NC State	TBA
Syracuse at Florida State	TBA
Georgia Tech at Virginia	TBA

SATURDAY, NOVEMBER 7

Duke at North Carolina	TBA
Florida State at Clemson	TBA
NC State at Boston College	TBA
Virginia at Miami	TBA
Syracuse at Louisville	TBA

Notre Dame at Pittsburgh	TBA
--------------------------	-----

THURSDAY, NOVEMBER 12

Virginia Tech at Georgia Tech	ESPN 7:00 p.m.
-------------------------------	----------------

SATURDAY, NOVEMBER 14

Clemson at Syracuse	TBA
Pittsburgh at Duke	TBA
NC State at Florida State	TBA
Virginia at Louisville	TBA
Miami at North Carolina	TBA
Wake Forest at Notre Dame	TBA

SATURDAY, NOVEMBER 21

Wake Forest at Clemson	TBA
Duke at Virginia	TBA
UT-Chattanooga at Florida State	TBA
Louisville at Pittsburgh	TBA
Georgia Tech at Miami	TBA
North Carolina at Virginia Tech	TBA
Syracuse at NC State	TBA
Boston College at Notre Dame^	7:30 p.m.

FRIDAY, NOVEMBER 27

Miami at Pittsburgh	ABC/ESPN TBA
---------------------	--------------

SATURDAY, NOVEMBER 28

Boston College at Syracuse	TBA
Clemson at South Carolina	TBA
Duke at Wake Forest	TBA
Florida State at Florida	TBA
Georgia at Georgia Tech	TBA
Louisville at Kentucky	TBA
Virginia Tech at Virginia	TBA
North Carolina at NC State	TBA

SATURDAY, DECEMBER 6

ACC Championship Game*	TBA
------------------------	-----

* - Charlotte, N.C.; *Atlanta, Ga.; ^Fenway Park, Boston, Mass Note: All times are Eastern.

BOWL SCHEDULE

Date	Day	Time	Bowl	Location	Stadium	Network	Participants
12-20	Sat	12 p.m.	AutoNation Cure Bowl	Arlington, Texas	AT&T Stadium	CSBSSN	American vs. Sun Belt
		2 p.m.	Gildan New Mexico Bowl	Albuquerque, N.M.	University Stadium	ESPN	C-USA vs. MWC
		3:30 p.m.	Royal Purple Las Vegas Bowl	Las Vegas, Nev.	Sam Boyd Stadium	ABC	MWC or BYU vs. Pac-12
		5:30 p.m.	Raycom Media Camellia Bowl	Montgomery, Ala.	Cramton Bowl	ESPN	MAC vs. Sun Belt
		9 p.m.	R+L Carriers New Orleans Bowl	New Orleans, La.	Mercedes-Benz Superdome	ESPN	C-USA vs. Sun Belt
12-21	Mon	2:30 p.m.	Miami Beach Bowl	Miami, Fla.	Marlins Park	ESPN	C-USA vs. The American
12-22	Tue	3:30 p.m.	Famous Idaho Potato Bowl	Boise, Idaho	Bronco Stadium	ESPN	MAC vs. MWC
		7 p.m.	Boca Raton Bowl	Boca Raton, Fla.	FAU Stadium	ESPN	MAC vs. American
12-23	Wed	4:30 p.m.	San Diego County CU Poinsettia Bowl	San Diego, Calif.	Qualcomm Stadium	ESPN	MWC vs. Army
		8 p.m.	GoDaddy Bowl	Mobile, Ala.	Ladd-Peebles Stadium	ESPN	MAC vs. Sun Belt
12-24	Thu	12 p.m.	Popeyes Bahamas Bowl	Nassau, Bahamas	Thomas Robinson Stadium	ESPN	C-USA vs. MAC
		8 p.m.	Hawai'i Bowl	Honolulu, Hawaii	Aloha Stadium	ESPN	American vs. MWC or BYU
12-26	Sat	5:45 p.m.	Independence Bowl	Shreveport, La.	Independence Stadium	ESPN	ACC/Notre Dame vs. SEC
		9:15 p.m.	Foster Farms Bowl	Santa Clara, Calif.	Levi's Stadium	ESPN	Big Ten vs. Pac-12
12-28	Mon	2:30 p.m.	Military Bowl	Annapolis, Md.	Navy-Marine Corps Stadium	ESPN	ACC/Notre Dame vs. American
		5 p.m.	Quick Lane Bowl	Detroit, Mich.	Ford Field	ESPN2	ACC/Notre Dame vs. Big Ten
12-29	Tue	Tentative	Arizona Bowl	Tucson, Ariz.	Arizona Stadium	CBSSN	C-USA vs. MWC
		2 p.m.	Lockheed Martin Armed Forces Bowl	Fort Worth, Texas	Amon G. Carter Stadium	ESPN	Big Ten vs. MWC
		5:30 p.m.	Russell Athletic Bowl	Orlando, Fla.	Florida Citrus Bowl	ESPN	ACC/Notre Dame vs. Big 12
12-30	Wed	12 p.m.	Birmingham Bowl	Birmingham, Ala.	Legion Field	ESPN	SEC vs. American
		3:30 p.m.	Belk Bowl	Charlotte, N.C.	Bank of America Stadium	ESPN	SEC vs. ACC/Notre Dame
		7 p.m.	Franklin American Mortgage Music City Bowl	Nashville, Tenn.	LP Field	ESPN	SEC vs. ACC/ND or Big Ten
		10:30 p.m.	National University Holiday Bowl	San Diego, Calif.	Qualcomm Stadium	ESPN	Big Ten vs. Pac-12
12-31	Thu	12 p.m.	Chick-fil-A Peach Bowl	Atlanta, Ga.	Georgia Dome	ESPN	At-Large vs. At-Large (NY6)
		4 or 8 p.m.	Goodyear Cotton Bowl	Arlington, Texas	AT&T Stadium	ESPN	Playoff Semifinal Game
		4 or 8 p.m.	Capital One Orange Bowl	Miami Gardens, Fla.	Sun Life Stadium	ESPN	Playoff Semifinal Game
1-1	Fri	12 p.m.	Outback Bowl	Tampa, Fla.	Raymond James Stadium	ESPN2	Big Ten vs. SEC
		1 p.m.	Buffalo Wild Wings Citrus Bowl	Orlando, Fla.	Orlando Citrus Bowl Stadium	ABC	Big Ten vs. SEC
		1 p.m.	Fiesta Bowl	Glendale, Ariz.	U. of Phoenix Stadium	ESPN	At-Large vs. At-Large (NY6)
		5 p.m.	Rose Bowl Game	Pasadena, Calif.	Rose Bowl	ESPN	Big Ten vs. Pac-12 (NY6)
		8:30 p.m.	Allstate Sugar Bowl	New Orleans, La.	Mercedes-Benz Superdome	ESPN	Big 12 vs. SEC (NY6)
1-2	Sat	12 p.m.	TaxSlayer Bowl	Jacksonville, Fla.	EverBank Field	ESPN	ACC/ND or Big Ten vs. SEC
		3:20 p.m.	AutoZone Liberty Bowl	Memphis, Tenn.	Liberty Bowl	ESPN	Big 12 vs. SEC
		6:45 p.m.	Valero Alamo Bowl	San Antonio, Texas	Alamodome	ESPN	Big 12 vs. Pac-12
		10:15 p.m.	Cactus Bowl	Phoenix, Ariz.	Chase Field	ESPN	Big 12 vs. Pac-12
1-11	Mon	8:30 p.m.	College Football Playoff National Championship	Glendale, Ariz.	U. of Phoenix Stadium	ESPN	Semifinal Winner vs. Semifinal Winner

Note: All times are EST and subject to change; possible bowls for ACC teams in bold.

MEDIA INFORMATION

ACC COACHES TELECONFERENCE

The ACC holds a teleconference for the media every Wednesday from 10:30 a.m. to 12:50 p.m. throughout the season. The first session is September 2 and the last is November 24. The final teleconference (Nov. 24) will be held on Tuesday of Thanksgiving week.

Every coach has 10 minutes to make an opening statement and answer questions. There is a replay of each teleconference at TheACC.com. Contact the ACC office for the phone number to call.

Head Coach	Team	Time
Dabo Swinney	Clemson	10:30 a.m.
Jimbo Fisher	Florida State	10:40 a.m.
Bobby Petrino	Louisville	10:50 a.m.
Scott Shafer	Syracuse	11 a.m.
Dave Clawson	Wake Forest	11:10 a.m.
Paul Johnson	Georgia Tech	11:20 a.m.
Larry Fedora	North Carolina	11:30 a.m.
Pat Narduzzi	Pittsburgh	11:40 a.m.
Al Golden	Miami (Fla.)	11:50 a.m.
Frank Beamer	Virginia Tech	Noon
Mike London	Virginia	12:10 p.m.
Steve Addazio	Boston College	12:20 p.m.
David Cutcliffe	Duke	12:30 p.m.
Dave Doeren	NC State	12:40 p.m.

ACC HIGHLIGHT FEED

Starting Wednesday, September 2 and running consecutively through Wednesday, November 24, the ACC provides a 90-minute press conference/highlight feed for the media that cover the ACC. The weekly feed is posted to the conference FTP site. To access the site, contact **Scott McBurney** at the ACC office at 336-854-8787.

ACC MEDIA RELATIONS CONTACT INFORMATION

Phone:..... 336-851-6062
Office Address:..... P.O. Drawer ACC; Greensboro, N.C. 27417
Shipping Address:.. 4512 Weybridge Lane; Greensboro, N.C. 27407
Website: TheACC.com
Primary Contact:..... **Mike Finn** (mfinn@theacc.org)

CLEMSON ATHLETIC COMMUNICATIONS CONTACT INFORMATION

Phone:..... 864-656-2114
Press Box Phone Number:..... 864-654-3326
Office Address:..... P.O. Box 31; Clemson, S.C. 29633
Shipping Address:..... Jervy Athletic Center;
..... 100 Perimeter Road; Clemson, S.C. 29633

MEDIA CREDENTIALS

Arrangements for media credentials for Clemson's seven home football games in 2015 must be made through the Clemson Athletic Communications Office.

Requests by accredited media members should be made through the SportsSystems online credentialing system. Please contact Sam Blackman or any member of the athletic communications team for more information.

Priority for the issuance of credentials will be given to national publications, daily newspapers, radio stations, television stations and online outlets which cover Clemson football or our opponent on a regular basis. Due to space limitations, credential quantities may be limited to a number lower than the total requested. Should demand exceed supply, student publications, radio stations and websites that do not regularly cover Clemson or our opponent, may be limited to one working media credential and/or one sideline photo pass. Weekly publications, non-broadcasting radio representatives and other online-only outlets may not be granted credentials.

Other credential requests will be filled on a space-available basis. Non-working spouses, dates, relatives, non-workers and anyone 16 years of age or younger are not permitted in the press box. Media credentials must be requested at least 72 hours prior to the game.

Media credential holders in the press box who are not actively covering the game, or credential wearers on the sideline who are not on assignment, will be asked to leave those respective areas. Press box or sideline security will be contacted should the credential wearer not comply. Credentials used in an unauthorized manner will be revoked immediately, and news organizations who allow credentials to fall into improper hands will have the credentials revoked for the remainder of the year or the succeeding year, at the university's discretion.

MEDIA PARKING

A limited number of season and individual-game parking spaces reserved for the media are available. Requests for media parking passes should be specified with credential requests. Due to space limitations, not all requests will be fulfilled.

Additionally, no motorhomes, campers or oversized vehicles will be permitted in media parking. Parking pass requests for satellite trucks should be made at least one week in advance.

MEDIA SERVICES

Visit the official Web site of Clemson Athletics at ClemsonTigers.com. The site provides updated statistics, game notes and other pertinent football information to visitors, as well as live statistics and audio links for all of Clemson's football games.

An abbreviated transcription of **Dabo Swinney's** Tuesday press conference each week is available, and the site carries the Tuesday press conference live for media members who cannot attend in person.

MEDIA WILL-CALL

Media will call window will continue to be operated on game days outside of Gate 16 at Memorial Stadium (south side of stadium) for the distribution of credentials which have not been mailed. Proper ID will be required.

PHOTOGRAPHERS AND VIDEOGRAPHERS

Clemson follows the guidelines established by the NCAA Communications Committee and the ACC regarding sideline control to insure the sideline is a working media area.

The following guidelines are adhered to:

- 1) Each photographer is required to wear a photo vest.
- 2) Photo vests must be secured at the photographer's credential pickup, at a location still to be determined. Both the credential and the photo vest must be worn on the field.
- 3) Prior to kickoff while recruits are present, photographers are not allowed south of the goalpost in the west endzone nor west of the south sideline 50-yard line.
- 4) After kickoff, no photographers are permitted in the bench area nor on the playing field.
- 5) Photo assistants or others holding a "sideline" pass must remain out of the photo area immediately adjacent to the playing field. This will insure that photographers/videographers have the appropriate working area.
- 6) Tripods are not permitted on the sidelines.
- 7) The areas behind the team benches are considered bench areas and are to be used only for the passage between the north and south sidelines. This area may not be used as a photo zone.

PRESS BOX

The all-new Bob Bradley Press Box is located on the first floor on the south side of Memorial Stadium. All radio and TV booths, in addition to the press area, will now be on the same level. Photographers are encouraged to use the space available at field level, adjacent to the entrance of the Clemson locker room in the WestZone.

WEEKLY PRESS CONFERENCE

Dabo Swinney's weekly press conference is Tuesdays. The first is September 1 at 11 a.m. in the WestZone auditorium. The media interviews **Swinney** from 11 a.m. to approximately 11:45 a.m. Players are available after **Swinney's** press conference, depending on class schedules. Contact **Tim Bourret** for player requests by Sunday at 4 p.m.

Player interviews are Monday (9:30 a.m. to 1 p.m.) in WestZone and Tuesday at the press conference. We attempt to get all player interviews completed by the end of the day on Tuesday.

ATHLETIC COMMUNICATIONS STAFF



JOE GALBRAITH

Assistant AD, Director
Email - joegalb@clemson.edu



TIM BOURRET

Director of Football Communications
Email - btimoth@clemson.edu



JONATHAN GANTT

Director, New & Creative Media
Email - jdgantt@clemson.edu



PHILIP SIKES

Associate ACD, Secondary Football
Email - philips@clemson.edu



SAM BLACKMAN

Senior Associate ACD
Email - blackmj@clemson.edu



BRIAN HENNESSY

Senior Associate ACD
Email - bhennes@clemson.edu




LIBBY KEHN

Associate ACD
Email - elizabk@clemson.edu




JEFF KALLIN

Assistant Director, New & Creative Media
Email - kallin@clemson.edu



NIK CONKLIN

Coordinator of Digital Content
Email - nconkli@clemson.edu



D.J. GORDON

Coordinator of Creative Services
Email - pg@clemson.edu



MEET THE COACHES



DABO SWINNEY

THE TIGER PROGRAM WON THE 2011 ACC CHAMPIONSHIP
AND HAS ADVANCED TO THE ORANGE BOWL TWICE IN SIX
FULL SEASONS UNDER SWINNEY'S LEADERSHIP.

HEAD COACH DABO SWINNEY



DABO SWINNEY

HEAD COACH
13TH SEASON AT CLEMSON
7TH FULL SEASON AS HEAD COACH
ALABAMA '93

There is a strong coaching heritage over the 118 years of Clemson football that dates to the early 1900s, when John Heisman led the program. Jess Neely and Frank Howard continued the winning and joined Heisman in the College Football Hall of Fame. Danny Ford, a finalist for the Hall of Fame last year, led Clemson to the 1981 National Championship.

Dabo Swinney has been at Clemson for just seven years as head coach, but he is making progress towards joining the Tiger legends of the past. He will be the first person to tell you that the program has not reached all of its goals just yet, but there have been some significant accomplishments.

The 2012, 2013 and 2014 seasons were especially noteworthy, with three top-15 final rankings in the polls. Clemson joined Alabama, Florida State, Ohio State and Oregon as the only schools in the nation who can make that claim. Each of Clemson's teams from 2011-14 also won 10+ games, the first time the program did that since the 1987-90 era.

From 2011-14, Clemson had a 42-11 record, the most wins in a four-year period in school history. Twenty-seven of the victories took place against ACC teams, including a 38-10 triumph over No. 3 Virginia Tech that gave the Tigers the 2011 ACC title.

Nine of the 42 wins the last four years have come against top-25 teams, including five against top-10 opponents. Clemson also became the first non-SEC program to defeat top-10 SEC teams in consecutive games in the history of college football.

Clemson was in the top 10 of APR scores and the

final top 25 of the AP and USA Today polls in 2011, 2012, 2013 and 2014, the only FBS program that could make that claim.

In seven years (six full seasons) as the Tigers' head coach, Swinney has directed Clemson to a 61-26 overall record (.701) and a 39-14 ACC regular-season mark (.736). He has also led the Tigers to the ACC Championship game twice, won one ACC Championship, won or shared three ACC Atlantic Division titles, won four bowl games and has been named national coach-of-the-year twice.

In 2014, Clemson overcame a slew of season-ending injuries and a difficult road schedule to register a 10-3 overall record and 6-2 mark in ACC regular-season games. Evidence of the mass injuries were shown by the fact that 48 different Tigers started at least one game among the 24 regular positions.

The Tigers finished the 2014 season ranked No. 15 in both the AP and coaches polls and was No. 17 in the final College Football Playoff ranking. The top-15 ranking marked the fourth straight year Clemson finished ranked in the polls under Swinney, who was named 2014 Grant Teaff National Coach-of-the-Year by FCA. He was also a finalist for the 2014 Bobby Dodd National Coach-of-the-Year Award, and won the Gene Stallings Award. Swinney's Tigers joined Alabama, Florida State and Oregon as the only schools in the nation ranked in the top 25 of the final polls each season from 2011-14.

Losses at No. 12 Georgia and No. 1 Florida State within Clemson's first three games of the 2014 season saw the Tigers in contention in the fourth quarter

THE SWINNEY FILE

PLAYING EXPERIENCE

Lettered three years at Alabama (1990-92); also a member of the 1989 team ... member of the 1992 National Championship team ... Academic All-SEC and SEC Scholar-Athlete Honor Roll member in 1990, 92.

BOWL PARTICIPATION AS A PLAYER

1990 Sugar Bowl ... 1991 Blockbuster Bowl ... 1991 Fiesta Bowl ... 1993 Sugar Bowl.

EDUCATION

B.S. degree in commerce & business administration from Alabama in 1993 ... master of business administration from Alabama in 1995.

COACHING EXPERIENCE

Graduate assistant coach at Alabama (1993-95) ... wide receivers/tight ends at Alabama (1996) ... tight ends at Alabama (1997) ... wide receivers at Alabama (1998-00) ... wide receivers at Clemson (2003-06) ... assistant head coach/wide receivers at Clemson (2007 - Oct. 13, 2008) ... interim head coach/offensive coordinator at Clemson (Oct. 13 - Dec. 1, 2008) ... head coach at Clemson (2009-14).

BOWL SEASONS AS AN ASSISTANT COACH

1994 Gator Bowl ... 1995 Citrus Bowl ... 1997 Outback Bowl ... 1998 Music City Bowl ... 2000 Orange Bowl ... 2004 Peach Bowl ... 2005 Champs Sports Bowl ... 2006 Music City Bowl ... 2007 Chick-fil-A Bowl.

BOWL SEASONS AS A HEAD COACH

2009 Gator Bowl ... 2009 Music City Bowl ... 2010 Meineke Car Care Bowl ... 2012 Orange Bowl ... 2012 Chick-fil-A Bowl ... 2014 Orange Bowl ... 2014 Russell Athletic Bowl.

HEAD COACHING RECORD

61-26 (.701) in seven seasons (six full seasons) at Clemson ... 39-14 (.736) in ACC regular-season games at Clemson ... 1-1 (.500) in ACC Championship games at Clemson ... 4-3 (.571) in bowl games at Clemson.

PERSONAL DATA

Born Nov. 20, 1969 in Birmingham, Ala. ... married to the former Kathleen Bassett ... the couple has three sons (Will, Drew, Clay).

in both, including an overtime loss to the Seminoles. But Clemson rebounded and won its next six games, all against ACC foes.

With the 2014 Russell Athletic Bowl win over Oklahoma and Head Coach Bob Stoops by a score of 40-6, Swinney became the first and only coach in history to win three bowl games in consecutive seasons over teams whose head coaches had previously won the national title.

Defense was the key to success for the 2014 Tigers, as they led in the nation in total defense, pass efficiency defense, first downs allowed, third-down conversion percentage defense and tackles for loss along with being in the top five in many other defensive categories.

Defensive end Vic Beasley was named ACC Defensive Player-of-the-Year as well as being a finalist for multiple national awards and a first-team All-American thanks to his 21.5 tackles for loss and 12 sacks. All season, he led active players in the nation in career tackles for loss (52.5) and career sacks (33). Linebacker Stephone Anthony and defensive tackle Grady Jarrett joined Beasley as First-Team All-ACC selections. Beasley and Anthony were both first-round draft choices in May 2015.

Clemson's young 2014 offense was set back with the injury of first-year freshman quarterback Deshaun Watson, who suffered injuries that forced him to miss more than half the season. He still had 14 passing touchdowns against only two interceptions and a 188.6 passing efficiency, one of the best figures in the country.

The Tigers' top pass catcher (Artavis Scott) and rusher (Wayne Gallman) were also freshmen. Scott had 76 receptions for 965 yards and eight touchdowns, while Gallman had 769 rushing yards and four touchdowns.

Clemson capped off the 2013 season with a thrilling



HOWARD'S ROCK

FROM DEATH VALLEY, CA TO DEATH VALLEY, CLEMSON, SC PRESENTED TO COACH FRANK HOWARD AND THE CLEMSON FOOTBALL TEAM BY S.C. JONES JR. SEPTEMBER 1966



HEAD COACH DABO SWINNEY

40-35 victory over No. 6 Ohio State in the Orange Bowl. Clemson had an 11-2 record after finishing 7-1 in ACC regular-season games for the second year in a row. It marked Clemson's first back-to-back 11-win seasons in school history. The Tigers had a 4-0 record in ACC road games, the first time that happened since 1995.

The Tigers were No. 12 in the final BCS standings. It was the third straight year Clemson finished in the top 15 of the BCS standings, one of only six schools that could make that claim. Clemson, who was ranked No. 7 in the final USA Today poll and No. 8 in the final AP poll, was also one of only five programs ranked in the top 20 of every BCS standing from 2011 to 2013.

For the fourth time in his first five full seasons as head coach at Clemson, Swinney was a finalist for the Liberty Mutual National Coach-of-the-Year Award in 2013. Swinney was also one of 16 semifinalists for national coach-of-the-year by the Maxwell Football Club Collegiate Coach-of-the-Year Award for the second year in a row.

The Clemson offense continued to put up record-setting numbers in 2013, as it averaged 40.2 points and 507.7 yards per game. The Tiger defense also finished in the top 25 in the nation in scoring defense, total defense and turnovers forced. Clemson joined Florida State as the only schools in the nation to finish in the top 25 in the nation in scoring offense, scoring defense, total offense and total defense.

Tajh Boyd broke almost every Clemson career record for quarterbacks thanks in part to 2013, when he completed 68.5 percent of his passes for 3,851 yards and 34 touchdowns. He also added a team-high 10 rushing touchdowns. Boyd's 107 career passing touchdowns and 133 total touchdowns were ACC records as well.

Sammy Watkins was a finalist for the Biletnikoff Award and was a first-team All-American, as he had 101 receptions for 1,464 yards and 12 touchdowns. He established Tiger career records for receptions, receiving yards and tied the receiving touchdowns mark as well.

Along with Boyd's selection as a Second-Team All-ACC pick, offensive tackle Brandon Thomas, offensive guard Tyler Shatley, running back Roderick McDowell and placekicker Chandler Catanzaro were also named to the All-ACC squad on offense.

Beasley, who led the ACC in sacks (13) and added 23 tackles for loss, was a Consensus All-America selection. Defensive back Bashaud Breeland along with linebackers Spencer Shuey and Anthony also earned All-ACC honors on defense.

The 2012 season (11-2) was a groundbreaking year for Swinney's Tigers when looking at the overall consistency of the program.

The seven conference wins in the regular season set a school record, while Clemson was co-champion of the ACC Atlantic Division. The school record for consecutive wins at Memorial Stadium (13) was also established, as was the record for consecutive wins by 14+ points (7).

With Clemson's thrilling 25-24 win over No. 7 Louisiana State in the 2012 Chick-fil-A Bowl, the Tigers finished the season ranked No. 9 in the USA Today poll. It was Clemson's first top-10 finish in one of the two major polls since 1990. Clemson also reached the 11-win mark for the first time since its 1981 National Championship season. The Tigers finished No. 14 in the final BCS standings as well.

The 2012 campaign featured a record-setting offense. Clemson had six of the 11 offensive players on the All-ACC first team chosen by the media and set over 80 Tiger team and individual records.

Leading the way was Boyd, the ACC Player-of-the-Year. The quarterback joined center Dalton Freeman as first-team All-Americans by AFCA, just the third time since 1945 that the AFCA first-team All-America quarterback and center were from the same school.

Boyd's favorite wide receiver, DeAndre Hopkins, had

18 receiving touchdowns, second-most in the nation, and was a second-team All-American. He was a big reason Clemson scored a school-record 533 points.

Swinney was a finalist for the 2012 Liberty Mutual National Coach-of-the-Year Award for the third time. He was also one of 16 semifinalists for national coach-of-the-year by the Maxwell Football Club Collegiate Coach-of-the-Year Award.


Swinney's 2011 squad, which ended the season ranked No. 22 in the nation, captured Clemson's first ACC title since 1991 when it beat No. 3 Virginia Tech 38-10 in the ACC Championship game in Charlotte, N.C. It tied for the highest-ranked team the Tigers defeated in history. The win, the Tigers' second over the Hokies in 2011, gave Clemson its first 10-win season since 1990. The Tigers' four wins over top-25 ranked teams established a school record. Swinney has 10 top-25 wins in his head-coaching career, including six victories over top-10 teams.

The Tigers jumped out to an 8-0 record and a No. 6 national ranking after being unranked in the preseason. Games 3-5 marked a tough stretch, as Clemson hosted No. 19 Auburn, who entered with a national-best 17-game winning streak, and No. 11 Florida State along with a road game at No. 10 Virginia Tech. The Tigers were victorious in all three contests by scores of 38-24, 35-30 and 23-3, respectively, marking the first time in history that an ACC team won three consecutive games over top-25 ranked (AP) teams. Clemson also held Virginia Tech without a touchdown for the first time in a game at Blacksburg since 1995.

For his efforts, Swinney was named Bobby Dodd National Coach-of-the-Year in 2011 to become the first Tiger head coach to win a national coach-of-the-year award since 1981, when Danny Ford directed Clemson to the national title.

Swinney, who was also one of five finalists for the Eddie Robinson National Coach-of-the-Year Award, one of 10 finalists for the Bear Bryant National Coach-of-the-Year Award, one of 10 finalists for the Liberty Mutual Coach-of-the-Year Award and received the Regional AFCA Coach-of-the-Year Award in 2011, led the Tigers to their first Orange Bowl berth since 1981 with the help of five First-Team All-ACC players.

Dwayne Allen (TE), Boyd (QB), Andre Branch (DE), Freeman (C) and Watkins (WR) all earned first-team honors, while Andre Ellington (RB), Catanzaro (PK) and Brandon Thompson (DT) earned second-team honors. Watkins was also Second-Team All-ACC as a specialist.



SWINNEY'S COACHING RECORD

Year	School	Position(s)	W-L	Bowl
1993	Alabama	GA	9-3-1	Gator
1994	Alabama	GA	12-1	Citrus
1995	Alabama	GA	8-3	
1996	Alabama	WR,TE	10-3	Outback
1997	Alabama	TE	4-7	
1998	Alabama	WR	7-5	Music City
1999	Alabama	WR	10-3	Orange
2000	Alabama	WR	3-8	
2003	Clemson	WR	9-4	Peach
2004	Clemson	WR	6-5	
2005	Clemson	WR	8-4	Champs Sports
2006	Clemson	WR	8-5	Music City
2007	Clemson	AHC,WR	9-4	Chick-fil-A
2008	Clemson	AHC,WR	3-3	
	Clemson	IHC	4-2	
	Clemson	HC	0-1	Gator
2009	Clemson	HC	9-5	Music City
2010	Clemson	HC	6-7	Meineke Car Care
2011	Clemson	HC	10-4	Orange
2012	Clemson	HC	11-2	Chick-fil-A
2013	Clemson	HC	11-2	Orange
2014	Clemson	HC	10-3	Russell Athletic

Years as a college coach:	20
Winning seasons:	17
Bowl seasons:	16
Record as an assistant coach:	106-58-1 (.645)
Record as a head coach:	61-26 (.701)
Record at Clemson:	104-51 (.671)

Allen received the John Mackey Award as the nation's top tight end and totaled 50 receptions for 598 yards and eight touchdowns. Boyd set the school record for total yards (4,046), passing yards (3,828) and passing touchdowns (33), all marks he eclipsed in subsequent seasons. Branch, a finalist for the Hendricks Award, had an ACC-high 17 tackles for loss and an ACC-high 10.5 sacks, including tying school-records for tackles for loss (6) and sacks (4) in Clemson's win at No. 10 Virginia Tech. Freeman was a finalist for the Rimington Trophy as well.


Watkins was one of the most dynamic freshmen in the nation. The ACC Rookie-of-the-Year totaled 82 receptions for 1,219 yards and 12 touchdowns along with a 25.0-yard average and one touchdown on kickoff returns despite missing one game due to injury. Watkins teamed up with Ellington to give Clemson a 1,000-yard receiver and 1,000-yard rusher, as Ellington had 1,178 rushing yards and 11 rushing touchdowns. Watkins was also an AP First-Team All-American, just the fourth in college football history as a first-year freshman.

Swinney became just the second Tiger coach to lead Clemson's program into a bowl game in his first two full years as head coach, joining his predecessor, Bowden. The 2010 schedule was one of the most challenging in school history, as nine bowl teams were on the regular-season slate and two of the four non-conference opponents were ranked in the top 25 when they played the Tigers, just the second time in 21 years the Tigers faced two top-25 non-conference opponents in the regular season.

The 2010 season included wins over bowl teams Georgia Tech, Maryland and NC State. NC State was ranked No. 23 in the nation and was leading the ACC in scoring. But the defense held NC State and Russell Wilson to just one touchdown and 13 points. The team excelled defensively in 2010 and was 13th in the nation in scoring defense and in the top 25 in both total defense and passing defense.

C.J. Spiller was a unanimous first-team All-American in 2009 and Da'Quan Bowers duplicated the feat on the defense a year later. Bowers won the 2010 Nagurski Award as the nation's top defensive player and he received the Hendricks Award as the country's top defensive end. He was also a finalist for the Bednarik Award and Lombardi Award. He led the nation in sacks (15.5) and tied for the national lead in tackles for loss (26).

HEAD COACH DABO SWINNEY



son tied for fifth in the country in interceptions (21) as well.

Clemson added a school-record six kick returns for touchdowns in 2009, four on kickoff returns and two on punt returns.

The main reason Clemson was so outstanding on special teams was the play of college football's most dynamic player (Spiller) in 2009. The Tiger running back was named MVP of the ACC in 2009 and was a Consensus All-American. He had five kick returns for touchdowns during the 2009 season, an all-time Clemson record, and established the NCAA record for kickoff returns for touchdowns in a career with seven. He was also the only FBS player to score at least one touchdown in every game in 2009.

Overall, the Tigers held down three positions on the All-ACC First-Team and five spots on the second team. Only Virginia Tech had more representatives.

In October 2008, he was named Clemson interim head coach, replacing Tommy Bowden, who had been his position coach as a player at Alabama and was Clemson's head coach since 1999. He led the Tigers to a 4-2 record over the remainder of the 2008 regular season, including a win over South Carolina in the regular-season finale. That strong finish led to a Gator Bowl bid against Nebraska.

On Dec. 1, 2008, the interim tag was removed from the title and he was named the program's head coach. At the time, there had been 28 interim head coaches at the FBS level since 1970 and those coaches had combined for a record of 26-86-2. Only one of those 28 interim coaches posted a winning record, and that was Swinney. When he was hired as the head coach, Swinney became just the second interim coach to be elevated to the head coach position at the same school

MISCELLANEOUS RECORDS UNDER SWINNEY

Clemson's Record When...	2008	2009	2010	2011	2012	2013	2014	Totals
Playing all games	4-3	9-5	6-7	10-4	11-2	11-2	10-3	61-26
Scoring first	4-2	6-4	5-5	7-3	8-2	10-0	7-2	47-18
Leading at end of first quarter	4-0	5-2	5-3	5-2	6-2	8-0	6-0	39-9
Tied at end of first quarter	0-2	3-0	0-1	2-0	1-0	2-1	2-0	10-4
Trailing at end of first quarter	0-1	1-3	1-3	3-2	4-0	1-1	2-3	12-13
Leading at halftime	4-1	8-1	6-2	5-0	10-2	8-0	8-1	49-7
Tied at halftime	0-0	0-0	0-0	3-0	0-0	1-0	1-1	5-1
Trailing at halftime	0-2	1-4	0-5	2-4	1-0	2-2	1-1	7-18
Leading at end of third quarter	4-1	7-1	5-1	8-0	9-0	10-0	10-0	53-3
Tied at end of third quarter	0-0	1-0	0-0	0-0	1-0	0-1	0-1	2-2
Trailing at end of third quarter	0-2	1-4	1-6	2-4	1-2	1-1	0-2	6-21
Tied at end of fourth quarter	0-0	1-0	0-1	0-0	0-0	0-0	0-1	1-2
Totaling more total yards	4-0	8-0	3-3	10-0	10-0	10-1	9-1	54-5
Totaling more rushing yards	3-0	8-1	4-1	7-1	6-1	8-1	8-1	44-6
Totaling more passing yards	2-2	6-2	4-5	9-2	8-0	10-1	8-2	47-14
Totaling more first downs	2-0	5-1	3-3	9-0	10-0	9-0	10-0	48-4
Winning time of possession	4-1	3-0	4-3	5-0	6-0	2-0	7-1	31-5
Winning turnover margin	3-1	7-0	4-1	5-0	5-1	9-0	3-1	36-4
Tying turnover margin	0-1	2-2	0-3	3-0	3-0	2-0	5-1	15-7
Losing turnover margin	1-1	0-3	2-3	2-4	3-1	0-2	2-1	10-15
Rushing for 200+ yards	0-0	4-1	3-0	4-0	5-0	2-0	4-0	22-1
Having a 100+ yard rusher	0-0	2-2	3-3	4-1	3-0	4-1	4-0	20-7
Passing for 300+ yards	1-0	1-0	0-0	5-2	9-0	9-0	3-1	28-3
Playing August games	0-0	0-0	0-0	0-0	0-0	1-0	0-1	1-1
Playing September games	0-0	2-2	2-1	4-0	4-1	3-0	2-1	17-5
Playing October games	0-1	3-1	2-3	4-1	3-0	3-1	4-0	19-7
Playing November games	4-1	3-1	2-2	1-2	3-1	3-1	3-1	19-9
Playing December games	0-0	1-1	0-1	1-0	1-0	0-0	1-0	4-2
Playing January games	0-1	0-0	0-0	0-1	0-0	1-0	0-0	1-2

Bowers was one of four First-Team All-ACC players in 2010, as he joined Jarvis Jenkins (DT) and DeAndre McDaniel (S) on defense and Chris Hairston (OT) on offense. Clemson and Maryland tied for the most First-Team All-ACC selections.

In 2009, Swinney's first full year as head coach, he led the Tigers to their first championship of the ACC's Atlantic Division. The Tigers came just six points short of winning their first ACC title in 18 years. Swinney was named ACC Coach-of-the-Year by Sporting News and was a finalist for the Liberty Mutual Coach-of-the-Year Award.

Swinney accumulated nine wins, second-most among FBS coaches in their first full year behind Oregon's Chip Kelly. The nine wins tied for fourth-most in ACC history for a first-year head coach. He also led the Tigers to their first bowl win since 2005 in the 21-13 victory over Kentucky in the Music City Bowl.

The Tigers reached the nine-win mark playing a schedule that included four games against top-15 opponents, just the second year in school history (1999 was the other) that Clemson played four games against teams ranked in the top 15 of the AP poll. The Tigers' three FBS non-conference opponents had a combined record of 29-10 in 2009. Clemson gave Rose Bowl-bound TCU one of its stiffest tests in a 14-10 Horned Frog victory on Sept. 26.

Swinney's first season included a six-game winning streak at midseason, a streak that saw the Tigers score 34+ points in every contest, a first in school history. During that stretch, the Tigers defeated No. 8 Miami (Fla.) on the road. The 40-37 overtime victory tied for the highest-ranked team Clemson has defeated on the road in history.

That was the second of six straight wins, the longest winning streak for the Clemson program in four years. The streak also included a 40-24 win over Florida State and Bobby Bowden, the Hall of Fame coach who is first in victories in FBS history. The winning streak brought Clemson to a No. 15 national ranking in the AP poll after the ACC Atlantic Division clinching victory over Virginia on Nov. 21.

The Tigers had success on offense, defense and special teams during the 2009 season. They were 28th in the nation and third in the ACC in scoring offense (31.1), while the defense was 20th in total defense (314.3) and seventh in pass defense (162.8). Clem-

during that time period.

Swinney hit the ground running in his first week as interim head coach, as he prepared for a 5-1 Georgia Tech team. He had to reorganize his staff and regroup his team and Clemson Nation in just five days. While the Tigers lost by four points, he accomplished many goals in that first week through his outstanding leadership. One of the most impressive demonstrations of unity came during the team's "Tiger Walk."

Prior to the game against the Yellow Jackets, Swinney decided to have his team depart buses outside the Lot 5 parking lot near the WestZone at Memorial Stadium and experience the gameday atmosphere. Dressed in jackets and ties, the team was embraced by thousands of Tiger fans who stood 10 deep for the 200-yard march to the stadium. It was the centerpiece of his "All In" theme during his first week as head coach. It is a tradition that has continued.

In his second week as head coach, an off-week, he invited the Clemson student body to a practice, and nearly 1,000 students showed up. He spoke to the group and actually allowed some students to partici-



HEAD COACH DABO SWINNEY

pate during practice, as they were selected to attempt a field goal, punt against a live rush and field a punt. He also took the entire team to the Greenville Children's Hospital for a visit with young men and women fighting cancer.

He has continued his community involvement through his foundation. His foundation made the first contribution to the cancer fund established for former Boston College linebacker Mark Herzlich. Many schools followed his lead the remainder of the season.

The Liberty Mutual Coach-of-the-Year Award evaluates coaching performances in terms of coaching excellence, sportsmanship, integrity, academic excellence and community commitment. It is easy to see why Swinney was a national finalist for that award in his first full season as head coach in 2009, and again in 2011, 2012 and 2013.

The 1993 Alabama graduate joined the Clemson staff prior to the 2003 season. In his 12 years as an assistant or head coach, the Tigers have finished in the top 25 of the polls eight times and have totaled 20 wins over top-25 teams, including victories over Florida State (5), Auburn (2), Miami (Fla.) (2), Virginia Tech (2), Georgia (1), Louisiana State (1), Ohio State (1), Oklahoma (1) and Tennessee (1), during his tenure in Tigertown. That includes 11 top-25 wins as a head coach.

Swinney coached his wide receiver position to a level of consistency that had not been seen previously at Clemson. He had a wideout finish first or second in the ACC in catches in five of his six years as an assistant coach. In his first year, he had three of the top-10 receivers in the ACC, a first in Tiger history. He has coached a First or Second-Team All-ACC wideout (Derrick Hamilton, Airese Currie, Chansi Stuckey, Aaron Kelly, Jacoby Ford, Watkins, Hopkins, Scott, Mike Williams) in 11 of his 12 seasons in Tigertown, also an unprecedented feat at Clemson.

In 2004 and 2005, he coached the ACC reception champion (Currie (2004), Stuckey (2005)). It was the first time Clemson had two different players lead the ACC in receptions in consecutive years. In 2007, Kelly led the ACC in yards, giving Swinney an ACC receiving king three out of four years. Stuckey earned First-Team All-ACC honors in back-to-back years, a first for a Tiger wide receiver in 25 years.

The play of Swinney's wide receivers was a big rea-

MOST DRAFT PICKS (2010-15)

Rk	School	2010	2011	2012	2013	2014	2015	Total
1.	Alabama	7	5	8	9	8	7	44
2.	Florida State	3	3	4	11	7	11	39
3.	Louisiana State	6	6	5	9	8	4	38
4.	Florida	9	4	2	8	4	8	35
5.	Georgia	5	6	7	8	2	5	33
	Oklahoma	7	4	7	5	4	6	33
7.	Southern California	7	9	3	4	3	6	32
8.	Miami (Fla.)	4	8	6	2	3	7	30
9.	Clemson	5	6	4	4	5	5	29
10.	Ohio State	4	5	4	3	6	5	27
11.	Stanford	3	4	4	3	6	6	26
12.	Iowa	6	6	6	1	3	3	25
13.	North Carolina	2	9	2	5	5	0	23
	Notre Dame	4	1	4	5	8	1	23
	Oregon	3	1	4	5	5	5	23
	South Carolina	2	2	6	7	2	4	23
	Wisconsin	2	5	6	3	5	2	23

son Clemson led the ACC in total offense, rushing offense and scoring offense during the 2006 season, just the second time an ACC team led the conference in all three categories during the previous 25 seasons. The Tigers also led the league and set school records for yards per play (6.5) and touchdowns (55).

In 2007, Swinney coached Kelly, a First-Team All-ACC selection who led the league in receiving yards per game and touchdown catches (11). He also finished second in receptions per game with 88 catches.

The Alabama native has a reputation as one of the top recruiters in the nation. In 2006, he was listed as the No. 5 recruiter in the nation by Rivals.com. It marked the second straight year that he was lauded by the website as a top-25 national recruiter. He signed 38 players in his five recruiting seasons as an assistant coach and was a major reason Clemson's 2008 recruiting class was rated No. 2 in the nation by ESPN.com when he signed 11 players. He was named one of the top-25 recruiters in the nation by Rivals.com in 2007 as well.

When Swinney accepted the interim head coaching position on Oct. 13, 2008, he described his feelings as "bittersweet," because he was taking over for Bowden, who had been his first position coach at Alabama in 1989. He had also brought Swinney back to the coaching profession in 2003 and has had a profound effect on his life. Both had followed similar paths as players,

as Bowden was a walk-on at West Virginia and Swinney was a walk-on at Alabama.

Swinney received a commerce & business administration degree from Alabama in 1993 after lettering three times (1990-92). A walk-on who went on to earn a scholarship, Swinney was a wide receiver on Alabama's 1992 National Championship team. He was also named Academic All-SEC along with being an SEC Scholar-Athlete Honor Roll member in 1990 and 1992.

Along with his appearance in the 1993 Sugar Bowl, his Alabama teams played in the 1990 Sugar Bowl, 1991 Fiesta Bowl and 1991 Blockbuster Bowl. Both Sugar Bowl appearances came after winning the SEC Championship game.

After his playing career, Swinney served as a graduate assistant from 1993-95 at Alabama, where he coached in the 1994 Gator Bowl and 1995 Citrus Bowl. In December 1995, he received a master's degree in business administration from Alabama.

He became a full-time assistant coach at Alabama in February 1996 under Head Coach Gene Stallings (now in the Hall of Fame) and coached a total of five seasons there on a full-time basis. Swinney was assigned to coach the Crimson Tide's wide receivers and tight ends in 1996, a season that saw Alabama win the SEC Western Division title and make an Outback Bowl appearance. The following year, he solely coached the tight ends under Head Coach Mike DuBose.

In 1998, he coached Alabama's wide receivers, a position he held for three seasons. At the end of the 1999 campaign, Swinney coached the Crimson Tide in the 2000 Orange Bowl after winning the SEC Championship game. Wide receiver Freddie Milons was the game MVP.

During his time at Alabama, Swinney was a part of six teams with 10+ wins, five top-10 finishes, one national title (1992), three SEC Championships (1989,92,99) and five SEC Western Division titles (1992,93,94,96,99) as a player and coach.

As an assistant coach, he had 20 players either drafted or sign free-agent contracts with NFL teams. The list includes Hamilton, Currie, Kevin Youngblood, Stuckey and Milons, an All-American at Alabama.

From April 2001 to February 2003, Swinney was in private business in Alabama. He married the former Kathleen Bassett in 1994. They have three sons, Will (17), Drew (15) and Clay (12).

SWINNEY'S GAME-BY-GAME RESULTS

2008 (4-3, 3-2 ACC)

Date	Opponent (Rank)	W-L	Score
10-18	* Georgia Tech	L	17-21
11-1	* at Boston College	W	27-21
11-8	* at Florida State (24,24)	L	27-41
11-15	* Duke	W	31-7
11-22	* at Virginia	W	13-3
11-29	South Carolina	W	31-14
1-1	\$ Nebraska	L	21-26

\$ - Gator Bowl at Jacksonville, Fla.

2009 (9-5, 6-2 ACC)

Date	Opponent (Rank)	W-L	Score
9-5	Middle Tennessee	W	37-14
9-10	* at Georgia Tech (15,13)	L	27-30
9-19	* Boston College	W	25-7
9-26	TCU (15,14)	L	10-14
10-3	* at Maryland	L	21-24
10-17	* Wake Forest	W	38-3
10-24	* at Miami (Fla.) (8,9)	W	40-37
10-31	Coastal Carolina	W	49-3
11-7	* Florida State	W	40-24
11-14	* at NC State	W	43-23
11-21	* Virginia	W	34-21
11-28	at South Carolina	L	17-34
12-5	# Georgia Tech (12,12)	L	34-39
12-27	\$ Kentucky	W	21-13

- ACC Championship game at Tampa, Fla.; \$ - Music City Bowl at Nashville, Tenn.

2010 (6-7, 4-4 ACC)

Date	Opponent (Rank)	W-L	Score
9-4	North Texas	W	35-10
9-11	Presbyterian College	W	58-21
9-18	at Auburn (16,15)	L	24-27
10-2	* Miami (Fla.) (16,17)	L	21-30
10-9	* at North Carolina	L	16-21
10-16	* Maryland	W	31-7
10-23	* Georgia Tech	W	27-13
10-30	* at Boston College	L	10-16
11-6	* NC State (23,25)	W	14-13
11-13	* at Florida State	L	13-16
11-20	* at Wake Forest	W	30-10
11-27	South Carolina (18,17)	L	7-29
12-31	\$ South Florida	L	26-31

\$ - Meineke Car Care Bowl at Charlotte, N.C.

2011 (10-4, 6-2 ACC)

Date	Opponent (Rank)	W-L	Score
9-3	Troy	W	43-19
9-10	Wofford	W	35-27
9-17	Auburn (21,19)	W	38-24
9-24	* Florida State (11,14)	W	35-30
10-1	* at Virginia Tech (11,10)	W	23-3
10-8	* Boston College	W	36-14
10-15	* at Maryland	W	56-45
10-22	* North Carolina	W	59-38
10-29	* at Georgia Tech	L	17-31
11-12	* Wake Forest	W	31-28
11-19	* at NC State	L	13-37

11-26	at South Carolina (14,13)	L	13-34
12-3	# Virginia Tech (5,3)	W	38-10
1-4	\$ West Virginia (23,22)	L	33-70

- ACC Championship game at Charlotte, N.C.; \$ - Orange Bowl at Miami Gardens, Fla.

2012 (11-2, 7-1 ACC)

Date	Opponent (Rank)	W-L	Score
9-1	% Auburn (NR,25)	W	26-19
9-8	Ball State	W	52-27
9-15	Furman	W	41-7
9-22	* at Florida State (4,4)	L	37-49
9-29	* at Boston College	W	45-31
10-6	* Georgia Tech	W	47-31
10-20	* Virginia Tech	W	38-17
10-25	* at Wake Forest	W	42-13
11-3	* at Duke	W	56-20
11-10	* Maryland	W	45-10
11-17	* NC State	W	62-48
11-24	South Carolina (13,12)	L	17-27
12-31	\$ Louisiana State (9,7)	W	25-24

% - Atlanta, Ga.; \$ - Chick-fil-A Bowl at Atlanta, Ga.

2013 (11-2, 7-1 ACC)

Date	Opponent (Rank)	W-L	Score
8-31	Georgia (5,5)	W	38-35
9-7	SC State	W	52-13
9-19	* at NC State	W	26-14
9-28	* Wake Forest	W	56-7

10-5	* at Syracuse	W	49-14
10-12	* Boston College	W	24-14
10-19	* Florida State (5,5)	L	14-51
10-26	* at Maryland	W	40-27
11-2	* at Virginia	W	59-10
11-14	* Georgia Tech	W	55-31
11-23	The Citadel	W	52-6
11-30	at South Carolina (10,9)	L	17-31
1-3	\$ Ohio State (7,6)	W	40-35

\$ - Orange Bowl at Miami Gardens, Fla.

2014 (10-3, 6-2 ACC)

Date	Opponent (Rank)	W-L	Score
8-31	at Georgia (12,12)	L	21-45
9-6	SC State	W	73-7
9-20	* at Florida State (1,1)	L	17-23
9-27	* North Carolina	W	50-35
10-4	* NC State	W	41-0
10-11	* Louisville	W	23-17
10-18	* at Boston College	W	17-13
10-25	* Syracuse	W	16-6
11-6	* at Wake Forest	W	34-20
11-15	* at Georgia Tech (24,23)	L	6-28
11-22	Georgia State	W	28-0
11-29	South Carolina	W	35-17
12-29	\$ Oklahoma (NR,24)	W	40-6

\$ - Russell Athletic Bowl at Orlando, Fla.

* - ACC regular-season game; ^ - one overtime; Note: Home games in bold, opponent rankings (AP,USA) in (parentheses).


SUPERLATIVES UNDER DABO SWINNEY

Category

Total Offense	754	vs. NC State, 11-17-12
Plays	102	vs. NC State, 11-17-12
Yards Per Play	9.2	vs. North Texas, 9-4-10
Rushing Yards	334	vs. Duke, 11-3-12
Carries	58	vs. NC State, 11-17-12
Yards Per Carry	9.8	vs. North Texas, 9-4-10
Rushing Touchdowns	5	vs. Georgia Tech, 12-5-09
	5	vs. Virginia, 11-2-13
Passing Yards	468	vs. Syracuse, 10-5-13
Completions	36	vs. Louisiana State, 12-31-12
	36	vs. SC State, 9-7-13
Passing Attempts	51	vs. SC State, 9-7-13
Completion % (min. 10 comp.)	77.8	vs. Wake Forest, 9-28-13
Passing Efficiency (min. 10 comp.)	231.2	vs. Duke, 11-3-12
Passing Touchdowns	6	vs. many (3)
Longest Pass	96	vs. Virginia, 11-2-13
First Downs	34	vs. NC State, 11-17-12
Total Touchdowns	9	vs. SC State, 9-6-14
Points	73	vs. SC State, 9-6-14
Field Goals	6	vs. Boston College, 9-19-09
Punting Average (min. 3 punts)	51.5	vs. North Texas, 9-4-10
Time of Possession	37:11	vs. Boston College, 9-19-09
Penalties	15	vs. Ohio State, 1-3-14
Penalty Yards	144	vs. Ohio State, 1-3-14
Turnovers	6	vs. many (3)
Third-Down Conversions	14	vs. Auburn, 9-17-11
Third-Down Conversion %	77.8	vs. Auburn, 9-17-11
Average Starting Field Position*	48	vs. Virginia, 11-21-09
Punt Return Yards	135	vs. Middle Tennessee, 9-5-09
Kickoff Return Yards	248	vs. Maryland, 10-15-11
Interception Return Yards	105	vs. Virginia Tech, 12-3-11
Interceptions By Defense	4	vs. South Carolina, 11-29-08
	4	vs. Syracuse, 10-5-13
Fumble Return Yards	40	vs. NC State, 10-4-14
Sacks	7	vs. Virginia, 11-21-09

TEAM

Opponent Team High	667	by Florida State, 9-22-12
	89	by West Virginia, 1-4-12
	8.9	by Florida State, 9-22-12
	383	by Georgia Tech, 10-29-11
	67	by Georgia Tech, 10-29-11
	8.0	by Georgia, 8-30-14
	5	by Florida State, 9-22-12
	5	by Georgia, many times (2)
	493	by NC State, 11-17-12
	32	by West Virginia, 1-4-12
	53	by NC State, 11-17-12
	77.1	by Florida State, 9-22-12
	207.7	by South Carolina, 11-26-11
	6	by West Virginia, 1-4-12
	94	by Florida State, 10-19-13
	31	by West Virginia, 1-4-12
	10	by West Virginia, 1-4-12
	70	by West Virginia, 1-4-12
	4	by many (3)
	50.2	by Ball State, 9-8-12
	41:52	by North Texas, 9-4-10
	15	by North Carolina, 9-27-14
	130	by North Carolina, 9-27-14
	6	by North Carolina, 10-22-11
	11	by many (3)
	66.7	by Florida State, 10-19-13
	41	by South Carolina, 11-30-13
	85	by Georgia Tech, 9-10-09
	290	by North Carolina, 10-22-11
	147	by Georgia Tech, 11-15-14
	4	by Georgia Tech, 10-18-08
	103	by West Virginia, 1-4-12
	6	by Florida State, 11-8-08
	6	by South Carolina, 11-24-12



INDIVIDUAL


Category

Total Offense	529	by Tajh Boyd vs. NC State, 11-17-12
Rushing Yards	233	by C.J. Spiller vs. Georgia Tech, 12-5-09
Carries	30	by Roderick McDowell vs. Maryland, 10-26-13
Rushing Touchdowns	4	by C.J. Spiller vs. Georgia Tech, 12-5-09
Longest Carry	75	by Mike Bellamy vs. Troy, 9-3-11
Passing Yards	455	by Tajh Boyd vs. Syracuse, 10-5-13
Completions	36	by Tajh Boyd vs. Louisiana State, 12-31-12
Passing Attempts	50	by Tajh Boyd vs. Louisiana State, 12-31-12
Completion % (min. 10 comp.)	95.0	by Cole Stoudt vs. SC State, 9-7-13
Passing Efficiency (min. 10 comp.)	261.9	by Tajh Boyd vs. Syracuse, 10-5-13
Passing Touchdowns	6	by Deshaun Watson vs. North Carolina, 9-27-14
Receptions	16	by Sammy Watkins vs. Ohio State, 1-3-14
Receiving Yards	227	by Sammy Watkins vs. Ohio State, 1-3-14
Receiving Touchdowns	3	by DeAndre Hopkins vs. Ball State, 9-8-12
	3	by DeAndre Hopkins vs. Duke, 11-3-12
All-Purpose Yards	345	by Sammy Watkins vs. Maryland, 10-15-11
Total Touchdowns	4	by C.J. Spiller vs. Georgia Tech, 12-5-09
Points	24	by C.J. Spiller vs. Georgia Tech, 12-5-09
Field Goals	6	by Richard Jackson vs. Boston College, 9-19-09
Punting Average (min. 3 punts)	51.5	by Dawson Zimmerman vs. North Texas, 9-4-10
Punt Return Yards	119	by C.J. Spiller vs. Boston College, 9-19-09
Kickoff Return Yards	207	by Sammy Watkins vs. Maryland, 10-15-11
Interception Return Yards	74	by Jonathan Meeks vs. Virginia Tech, 10-20-12
Interceptions	2	by many (4), many times (5)
Fumble Return Yards	28	by DeAndre McDaniel vs. Nebraska, 1-1-09
Tackles	18	by Spencer Shuey vs. Georgia, 8-31-13
Tackles For Loss	6	by Andre Branch vs. Virginia Tech, 10-1-11
Sacks	4	by Andre Branch vs. Virginia Tech, 10-1-11

Opponent Individual Best

482	by EJ Manuel (Florida State), 9-22-12
198	by Todd Gurley (Georgia), 8-30-14
37	by Montel Harris (Boston College), 10-30-10
3	by Todd Gurley (Georgia), 8-30-14
82	by Anthony Allen (Georgia Tech), 9-10-09
493	by Mike Glennon (NC State), 11-17-12
32	by Geno Smith (West Virginia), 1-4-12
53	by Mike Glennon (NC State), 11-17-12
77.1	by EJ Manuel (Florida State), 9-22-12
207.7	by Connor Shaw (South Carolina), 11-26-11
6	by Geno Smith (West Virginia), 1-4-12
12	by Tavon Austin (West Virginia), 1-4-12
219	by Tobais Palmer (NC State), 11-17-12
4	by Tavon Austin (West Virginia), 1-4-12
496	by Tobais Palmer (NC State), 11-17-12
4	by Tavon Austin (West Virginia), 1-4-12
4	by Todd Gurley (Georgia), 8-30-14
24	by Tavon Austin (West Virginia), 1-4-12
24	by Todd Gurley (Georgia), 8-30-14
4	by many (3)
50.2	by Scott Kovanda (Ball State), 9-8-12
85	by Jerrard Tarrant (Georgia Tech), 9-10-09
277	by Tobais Palmer (NC State), 11-17-12
85	by Jamal Golden (Georgia Tech), 11-15-14
2	by Morgan Burnett (Georgia Tech), 10-18-08
2	by Jemea Thomas (Georgia Tech), 10-29-11
99	by Darwin Cook (West Virginia), 1-4-12
23	by Cole Farrand (Maryland), 10-26-13
4.5	by Jadeveon Clowney (South Carolina), 11-24-12
4.5	by Jadeveon Clowney (South Carolina), 11-24-12

* - in teams' own territory; Note: Teams' "points" and "total touchdowns" include defensive and special teams' points; **bold** denotes a Clemson home game.



FOOTBALL ADMINISTRATION



WOODY McCORVEY

**ASSOCIATE ATHLETIC DIRECTOR
FOOTBALL ADMINISTRATION
14TH SEASON AT CLEMSON
ALABAMA STATE '72**

Woody McCorvey returned to Clemson after 20 years to become Associate Athletic Director for Football Administration on Dabo Swinney's first staff in 2009. McCorvey was Swinney's position coach during his playing days at Alabama and served as wide receivers and tight ends coach on Danny Ford's Tiger staff from 1983-89.

McCorvey serves as the primary liaison between Swinney and the athletic and IPTAY administrations. He also oversees the management of the football administrative offices.

His return has had a positive effect on the program. Just three years after his return, the Tigers won their first ACC title in 20 years. The program has won three ACC Atlantic Division titles, been to six bowl games and finished ranked in the top 25 five times. Clemson just completed its best four-year run in history with 42 wins and four top-25 finishes, three in the top 15.

He supervises the football budget and works with the staff at Vickery Hall to oversee the team's academic progress. Clemson had three players named to the All-ACC Academic team in 2014 and Clemson's APR score in 2015 was No. 8 among Division I programs, the fifth year in a row in the top 10. He also makes speaking engagements and represents the football staff at various meetings and functions.

"He is my national security advisor," said Swinney. "My experience with him dates to my days as a player at Alabama when he was my position coach. He coached at Clemson in the 1980s under Ford and knows all

McCORVEY'S COACHING EXPERIENCE

Year(s)	School	Location
1972-77	Tate High School	Pensacola, Fla.
1978	North Carolina Central	Durham, N.C.
1979-82	Alabama A&M	Huntsville, Ala.
1983-89	Clemson	Clemson, S.C.
1990-97	Alabama	Tuscaloosa, Ala.
1998	South Carolina	Columbia, S.C.
1999-04	Tennessee	Knoxville, Tenn.
2004-08	Mississippi State	Starkville, Miss.

about our winning tradition. He has been a part of 12 conference championship teams in his impressive career."

McCorvey worked seven seasons at Clemson between 1983-89. With McCorvey coaching the tight ends from 1983-85 and the wide receivers from 1986-89, Clemson posted a 60-19-3 record and won three ACC titles. During that time, the Tigers were invited to the 1985 Independence Bowl, the 1986 and 1989 Gator Bowls and the 1988 and 1989 Citrus Bowls. Clemson posted a 10-2 record in each of his last three seasons under Ford.

Among the players he recruited were future Pro Bowlers Donnell Woolford and Chester McGlockton. He also coached NFL players Keith Jennings and K.D. Dunn.

McCorvey coached at the Division I level for 26 years and went to a bowl game 17 of those seasons. Overall, he had 36 years of experience as a football coach. He coached or signed 36 players who went on to a professional football career as well.

From 1990-08, he coached in the SEC every year, including each of the last five at Mississippi State, where he served as assistant head coach and offensive coordinator in addition to coaching the quarterbacks. He was a big reason the Bulldogs won eight games, including wins over Auburn, Alabama and Mississippi, in 2007. He also coached running back Anthony Dixon, who was a sixth-round draft pick by the 49ers in 2010, and Kyle Love, a free-agent signee.

McCorvey coached at Tennessee for five years (1999-03). With him heading the running game, the Volunteers had a 46-14 record. He helped guide Tennessee to the 2000 Fiesta Bowl, 2001 Cotton Bowl, 2002 Citrus Bowl and 2002 and 2003 Peach Bowls. Tennessee won three consecutive New Year's Day Bowl games from 2000-02 as well.

Under McCorvey's leadership, Tennessee maintained the school's reputation of having an outstanding



rushing attack. The Volunteers led the SEC in rushing in 1999, averaging 191.3 yards per game. His work helped tailback Travis Stephens pace the SEC in rushing yards (1,464) in 2001. One year prior, McCorvey helped tailback Travis Henry finish second in the league and 14th in the nation in rushing yards (1,314). Another of his protégés was Jamal Lewis, who finished in the top five on the Tennessee career rushing list and was the No. 5 overall pick of the 2000 NFL draft. He has gone on to an All-Pro career in the NFL.

Prior to joining the staff at Tennessee, McCorvey worked one season at South Carolina, where he served as the wide receivers coach in 1998 under former Tiger Assistant Coach Brad Scott.

McCorvey took the South Carolina job following an eight-year stay at Alabama from 1990-97. He served seven seasons as its wide receivers coach and the 1996 campaign as offensive coordinator. He was the assistant head coach in 1997 as well.

Alabama had five top-25 final rankings in his tenure, including three seasons in the top five. The Crimson Tide won the 1992 national title with McCorvey serving as wide receivers coach and Swinney as one of his student-athletes. That season culminated with a 34-13 win over heavily-favored Miami (Fla.) in the Sugar Bowl. Current Tiger Assistant Coach Danny Pearman was also on that staff.

During the 1990-96 era, Alabama had a 70-16-1 record and played in six bowl games. With McCorvey at the controls of the offense in 1996, Alabama was 10-3, including a win over Michigan in the Outback Bowl.

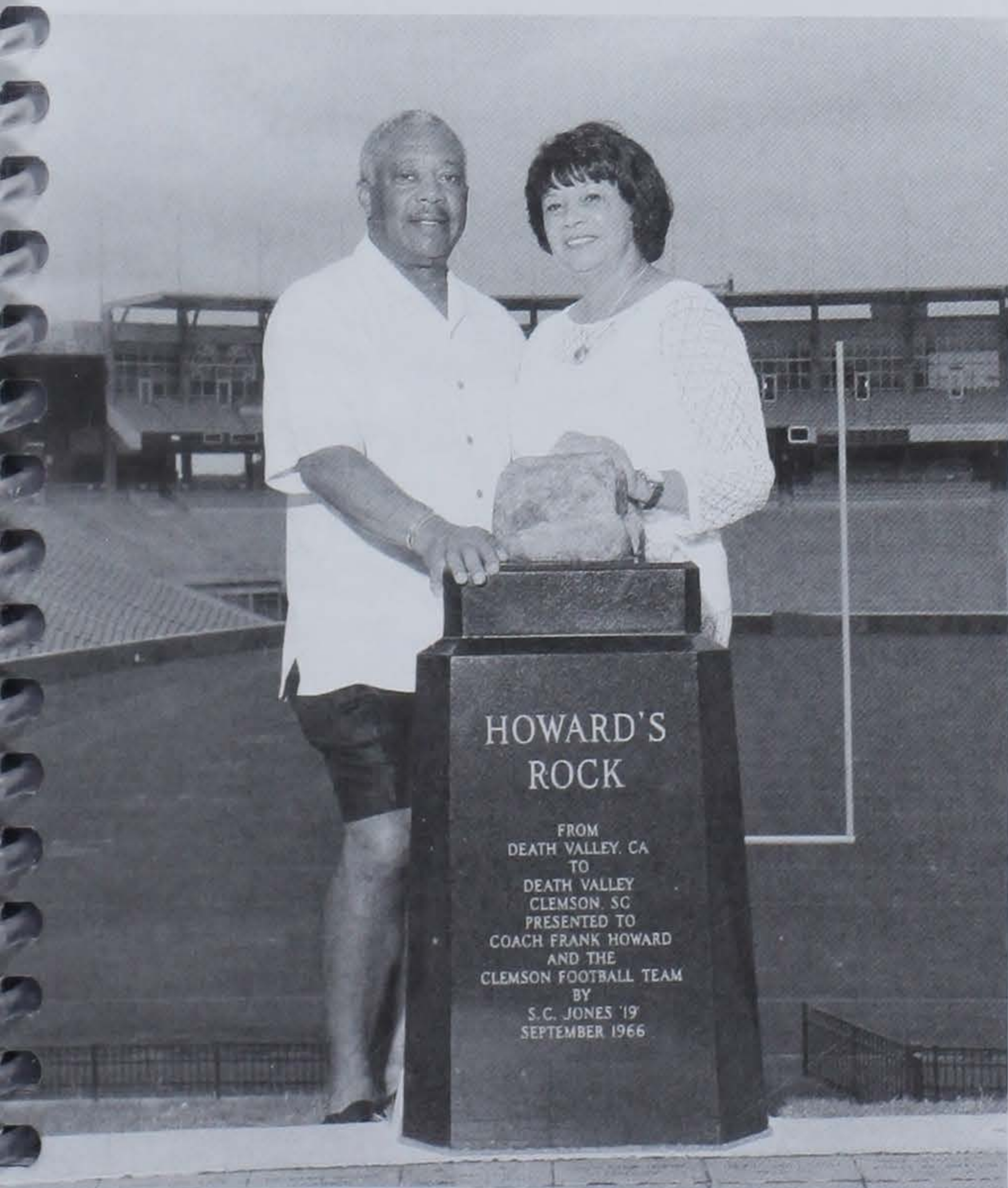
Alabama's players flourished under his guidance. As offensive coordinator, running back Shaun Alexander established many school records and later went on to a Pro Bowl career with the Seattle Seahawks. In 1993, David Palmer established school records for catches and receiving yards along with earning first-team All-America honors. Palmer was third in the Heisman Trophy balloting, the highest finish in history for an Alabama player at the time.

From 1979-82, he served as an assistant coach at Alabama A&M and helped that program to the No. 6 rushing offense in Division II in 1981 after finishing 11th in the nation in scoring offense in 1980. McCorvey began his collegiate coaching career at North Carolina Central in 1978.

McCorvey began his coaching career with a six-year stint (1972-77) at J.M. Tate Senior High School in Florida. A quarterback at Alabama State from 1968-71, McCorvey earned his bachelor's degree from Alabama State in 1972 and a master's degree from West Florida in 1977.

McCorvey was the recipient of the 2015 AFCA Outstanding Achievement Award for his contributions to college football. In 2013, he was on the Rose Bowl Advisory Committee, and in 2014-15 was a member of the College Football Playoff Advisory Committee.

In 2010, McCorvey was inducted into the Atmore (AL) Hall of Fame. The Atmore, Ala. native is married to the former Ann Brown. The couple has a son, Marlon, and daughter-in-law, Brooke.




COACHING STAFF



DAN BROOKS

**ASSOCIATE HEAD COACH
DEFENSIVE TACKLES
7TH SEASON AT CLEMSON
WESTERN CAROLINA '72**



- Coached First-Team All-ACC defensive tackle Grady Jarrett in 2014, a fifth-round NFL Draft choice.
- His defensive tackles were a big reason Clemson led the nation in total defense (260.8) and tackles for loss in 2013 (122) and 2014 (131).
- Played a big role in Clemson winning the 2011 ACC title for the first time in 20 years. He has been on the staff of three ACC Atlantic Division titles in the last six years. Clemson is 57-23 with him on staff.
- Coached Brandon Thompson and Rennie Moore in 2011. Thompson was a Second-Team All-ACC selection.
- In 2010, he coached Jarvis Jenkins to a First-Team All-ACC season. His defensive tackles were a big reason Clemson was 13th in the nation in scoring defense in 2010.
- Finalist for defensive line coach-of-the-year according to FootballScoop.com in 2010.
- Helped Clemson to an ACC Atlantic Division title and a top-25 final ranking in his first year at Clemson in 2009. The Tigers were 12th in the nation in tackles for loss.
- Clemson finished in the top 25 in the nation in seven defensive categories in 2009.

THE BROOKS FILE

PLAYING EXPERIENCE

Began his football career at Appalachian State in 1969 ... transferred to Western Carolina and played in 1973.

EDUCATION

After serving in the Army, he earned an undergraduate degree from Western Carolina in 1976 ... master's degree from Florida in 1984.


PERSONAL DATA

Born June 25, 1951 in Sparta, N.C. ... he and his wife, Kathy, have two children, Tara and Rhett; Rhett was an offensive player development assistant on the 2013 and 2014 Clemson staffs, and is now at SMU.

- Has coached 382 games as a full-time assistant coach, second-most on the Tiger coaching staff.
- Coached the previous 15 years at Tennessee under Head Coach Phillip Fulmer. He coached in 13 bowl games during those 15 years and was a part of eight teams that won at least 10 games. The Volunteers finished in the top 25 of the polls in 12 of those seasons.
- Tennessee was third in the nation in total defense,

allowing just 263.5 yards per game, in 2008. The Volunteers were 10th in scoring defense and 12th in rushing defense.

- Coached first-round draft picks Shaun Ellis, Justin Harell and John Henderson. Henderson won the 2000 Outland Trophy.
- Served as Tennessee's recruiting coordinator from 1999-02.
- Coached on the 1998 Tennessee staff that won the national title with a 13-0 record. That team had six wins over top-25 teams and gave up just five rushing touchdowns.
- Tennessee won back-to-back SEC titles in 1997 and 1998.
- Coached six years under Head Coach Mack Brown at North Carolina from 1988-93. He helped the resurgence of North Carolina during that era, culminating with a 9-3 record in 1992 and a 10-3 mark in 1993.
- Coached five years at Florida from 1983-87. The Gators played in two bowl games, including the Gator Bowl in 1983, and finished in the top 10 of the AP poll.
- Coached former Clemson star and NFL All-Pro running back Kevin Mack in high school in the 1970s.



Year	School	Position(s)	W-L	Bowl
1974	Western Carolina	SA	9-1	
1975	Western Carolina	SA	3-7	
1983	Florida	GA	9-2-1	Gator
1984	Florida	DL	9-1-1	
1985	Florida	DL	9-1-1	
1986	Florida	DL	6-5	
1987	Florida	DL	6-6	Aloha
1988	North Carolina	DL	1-10	
1989	North Carolina	DL	1-10	
1990	North Carolina	DL	6-4-1	
1991	North Carolina	DL	7-4	
1992	North Carolina	DL	9-3	Peach
1993	North Carolina	DL	10-3	Outback
1994	Tennessee	DL	8-4	Gator
1995	Tennessee	DL	11-1	Citrus
1996	Tennessee	DL	10-2	Citrus
1997	Tennessee	DL	11-2	Orange
1998	Tennessee	DL	13-0	Fiesta
1999	Tennessee	DL	9-3	Fiesta
2000	Tennessee	DL	8-4	Cotton
2001	Tennessee	DL	11-2	Citrus
2002	Tennessee	DL	8-5	Peach
2003	Tennessee	DL	10-3	Peach
2004	Tennessee	DL	10-3	Cotton
2005	Tennessee	DL	5-6	
2006	Tennessee	DL	9-4	Outback
2007	Tennessee	DL	10-4	Outback
2008	Tennessee	DL	5-7	
2009	Clemson	DT	9-5	Music City
2010	Clemson	DT	6-7	Meineke Car Care
2011	Clemson	AHC,DT	10-4	Orange
2012	Clemson	AHC,DT	11-2	Chick-fil-A
2013	Clemson	AHC,DT	11-2	Orange
2014	Clemson	AHC,DT	10-3	Russell Athletic

Years as a full-time college coach: 31
 Winning seasons: 25
 Bowl seasons: 22
 Record as an assistant coach: 259-120-3 (.682)
 Record at Clemson: 57-23 (.713)




COACHING STAFF



DANNY PEARMAN

**ASSISTANT HEAD COACH
SPECIAL TEAMS COORDINATOR & TIGHT ENDS
7TH SEASON AT CLEMSON
CLEMSON '87**



- Coached Bradley Pinion, who averaged 42.6 yards per punt with 28 punts inside the 20 against only two touchbacks. Pinion was drafted in the fifth round of the 2015 NFL Draft by the San Francisco 49ers.
- Has coached the Tiger special teams since 2011, including Chandler Catanzaro, who was a three-time All-ACC placekicker. Catanzaro is Clemson's career scoring leader (404) and made 81.7 percent of his field goals.
- Coached Brandon Ford to a First-Team All-ACC season at tight end in 2012. Ford tied the school record for receiving touchdowns by a tight end in 2012 (8).
- Had a big impact in Clemson winning the 2011 ACC title for the first time in 20 years. He has been on the staff of three ACC Atlantic Division titles in the last six years.
- Coached Dwayne Allen in 2011. He won the John Mackey Award and was a first-team All-American. Allen set school records for receptions (50), receiving yards (598) and receiving touchdowns (8) by a tight end.
- In 2010, he coached offensive tackle Chris Hairston to a First-Team All-ACC season and Allen to Second-Team All-ACC honors.
- Helped Clemson to an ACC Atlantic Division title and a top-25 final AP ranking in his first year as a full-time coach at Clemson in 2009.

THE PEARMAN FILE

PLAYING EXPERIENCE

Lettered three times (1985-87) as a tight end at Clemson ... strength & conditioning All-American (1987).

BOWL PARTICIPATION AS A PLAYER

1985 Independence Bowl ... 1986 Gator Bowl ... 1988 Citrus Bowl.

EDUCATION

Bachelor's degree in finance from Clemson in 1987 ... master of business administration from Clemson in 1989.

PERSONAL DATA

Born Feb. 17, 1965 ... he and his wife, Kristy, have one daughter, Taylor, and two sons, Tanner and Trent.


- In 2009, his tight ends had 54 catches, most for the position in Tiger history at the time. He coached First-Team All-ACC tight end Michael Palmer and Hairston, a Second-Team All-ACC selection.
- Joined the staff in December 2008 and coached in the 2009 Gator Bowl. He joined a small group of people who have played for Clemson in a bowl game and later coached the Tigers in a bowl game.
- Played tight end on Clemson's 1986 and 1987 ACC

title teams, then he served as a graduate assistant on the Tigers' 1988 ACC Championship team.

- In 24 years as a full-time Division I coach, his teams have played in 20 bowl games. Including three years as a graduate assistant coach, it is 23 bowl games in 27 seasons.
- In his second year at Alabama, he directed the offensive tackles and served as special teams coordinator on its 1992 national title team.
- Alabama made six bowl appearances in eight years on the staff. Alabama won the SEC Western Division five times.
- Served on the same Alabama staff with current Clemson Head Coach Dabo Swinney from 1993-97.
- After eight years at Alabama, he moved to Virginia Tech, where he worked eight years under Frank Beamer.
- Virginia Tech played Florida State for the National Championship in the Sugar Bowl in 1999, so Pearman has coached in the National Championship game in the Sugar Bowl with two different schools.
- Coached tight ends at Virginia Tech and was also a special teams assistant.
- Coached at North Carolina in 2006, Duke in 2007 and Maryland in 2008. He helped Maryland to the Humanitarian Bowl in 2008, before leaving to coach in the Gator Bowl vs. Nebraska for the Tigers that season.

Year	School	Position(s)	W-L	Bowl
1988	Clemson	GA	10-2	Citrus
1989	Clemson	GA	10-2	Gator
1990	Alabama	GA	7-5	Fiesta
1991	Alabama	STC,OT	11-1	Blockbuster
1992	Alabama	STC,OT	13-0	Sugar
1993	Alabama	STC,OT	9-3-1	Gator
1994	Alabama	STC,OT	12-1	Citrus
1995	Alabama	STC,OT	8-3	
1996	Alabama	STC,OT	10-3	Outback
1997	Alabama	STC,DT	4-7	
1998	Virginia Tech	STA,OT,TE	9-3	Music City
1999	Virginia Tech	STA,OT,TE	11-1	Sugar
2000	Virginia Tech	STA,OT,TE	11-1	Gator
2001	Virginia Tech	STA,OT,TE	8-4	Gator
2002	Virginia Tech	STA,OT,TE	10-4	San Francisco
2003	Virginia Tech	STA,OT,TE	8-5	Insight
2004	Virginia Tech	STA,OT,TE	10-3	Sugar
2005	Virginia Tech	STA,OT,TE	11-2	Gator
2006	North Carolina	STA,DE	3-9	
2007	Duke	STC,TE	1-11	
2008	Maryland	STC,TE,HB	7-5	Humanitarian
	Clemson	OT,TE	0-1	Gator
2009	Clemson	AHC,OT,TE	9-5	Music City
2010	Clemson	AHC,OT,TE	6-7	Meineke Car Care
2011	Clemson	AHC,STC,TE	10-4	Orange
2012	Clemson	AHC,STC,TE	11-2	Chick-fil-A
2013	Clemson	AHC,STC,TE	11-2	Orange
2014	Clemson	AHC,STC,TE	10-3	Russell Athletic

Years as a full-time college coach:.....24
 Winning seasons:.....20
 Bowl seasons:.....20
 Record as an assistant coach:.....213-90-1 (.702)
 Record at Clemson:.....57-24 (.704)



COACHING STAFF



BRENT VENABLES

**DEFENSIVE COORDINATOR
LINEBACKERS
4TH SEASON AT CLEMSON
KANSAS STATE '92**



- In his 19 years as a full-time assistant coach, his teams have 19 winning seasons, have been to 19 bowl games and have won 10+ games 14 times.
- Named one of the top-10 recruiters in the ACC in 2015 by Rivals.com.
- National defensive coordinator-of-the-year by FootballScoop in 2014.
- One of 40 nominees for the 2014 Broyles Award.
- His 2014 defense led the nation in total defense (260.8), pass efficiency defense (98.3), first downs allowed (185), third-down conversion percentage defense (27.4) and tackles for loss (131), while being in the top five in many other statistical categories. He also coached linebacker Stephone Anthony, who was a Butkus Award semifinalist and First-Team All-ACC selection.
- His 2013 defense, which was 24th in the nation in scoring defense and 25th in total defense, led the nation in tackles for loss (122). He also coached All-ACC linebackers Spencer Shuey and Anthony.
- Named one of the top-25 recruiters in the nation in 2013 by Rivals.com.
- Named one of the top-50 recruiters in the nation in 2013 by 247Sports.com.

THE VENABLES FILE

PLAYING EXPERIENCE

Played two seasons (1989,90) at Garden City (Kan.) Community College ... lettered two times as a linebacker at Kansas State (1991,92).

EDUCATION

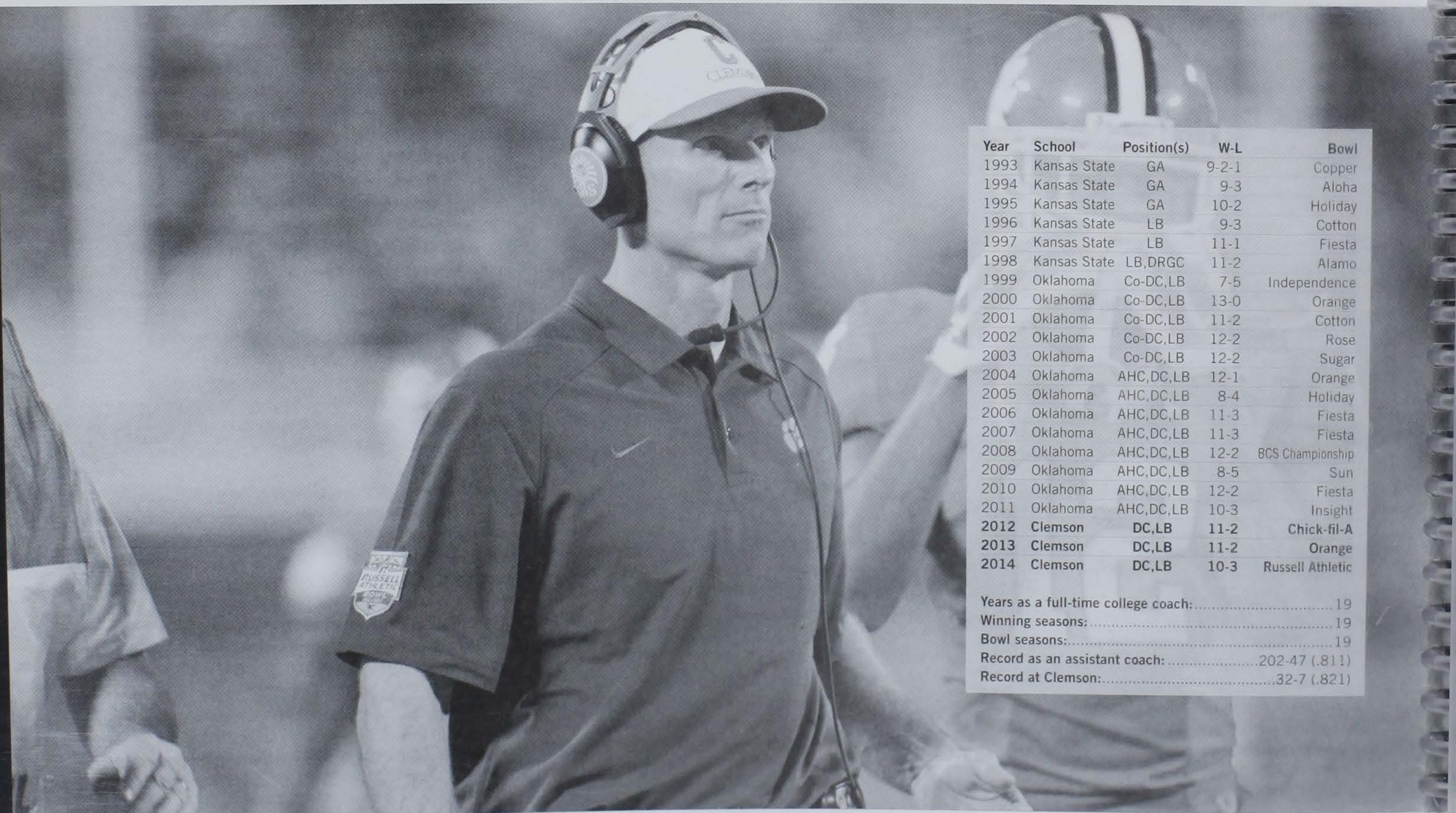
Graduated from Kansas State in 1992.

PERSONAL DATA

Born Dec. 18, 1970 ... he and his wife, Julie, have two sons, Jake and Tyler, and two daughters, Laney and Addie.

- Named one of the top-10 recruiters in the ACC in 2013 by Rivals.com.
- His 2012 defense held opponents to just 34.0 percent on third down, 24th-best in the nation.
- A big reason Clemson was co-champion of the ACC Atlantic Division and won 11 games in 2012.
- Coached 13 years (1999-11) at Oklahoma and three years (1996-98) at Kansas State. He was also a graduate assistant coach at Kansas State for three seasons (1993-95).

- Served as co-defensive coordinator at Oklahoma (1999-03) and defensive coordinator at Oklahoma (2004-11).
- Linebackers under his direction were named Big 12 Defensive Player-of-the-Year five times and Big 12 Defensive Newcomer-of-the-Year five times. He also coached two Butkus Award winners and two other Butkus Award finalists.
- Broyles Award finalist in 2006 when Oklahoma led the Big 12 in total defense and scoring defense.
- Oklahoma was first in the nation in total defense, first in passing defense, second in pass efficiency defense, third in scoring defense and fifth in turnover margin in 2003.
- His 2001 defense was fourth in the nation in scoring defense, fourth in total defense, fifth in pass efficiency defense and seventh in rushing defense.
- Owns a National Championship ring as co-defensive coordinator and linebackers coach at Oklahoma in 2000.
- As a player at Kansas State, he was Honorable Mention All-Big Eight in 1992 with 124 tackles. He was also an All-American at Garden City (Kan.) Community College who recorded 276 career tackles.




Year	School	Position(s)	W-L	Bowl
1993	Kansas State	GA	9-2-1	Copper
1994	Kansas State	GA	9-3	Aloha
1995	Kansas State	GA	10-2	Holiday
1996	Kansas State	LB	9-3	Cotton
1997	Kansas State	LB	11-1	Fiesta
1998	Kansas State	LB, DRGC	11-2	Alamo
1999	Oklahoma	Co-DC, LB	7-5	Independence
2000	Oklahoma	Co-DC, LB	13-0	Orange
2001	Oklahoma	Co-DC, LB	11-2	Cotton
2002	Oklahoma	Co-DC, LB	12-2	Rose
2003	Oklahoma	Co-DC, LB	12-2	Sugar
2004	Oklahoma	AHC, DC, LB	12-1	Orange
2005	Oklahoma	AHC, DC, LB	8-4	Holiday
2006	Oklahoma	AHC, DC, LB	11-3	Fiesta
2007	Oklahoma	AHC, DC, LB	11-3	Fiesta
2008	Oklahoma	AHC, DC, LB	12-2	BCS Championship
2009	Oklahoma	AHC, DC, LB	8-5	Sun
2010	Oklahoma	AHC, DC, LB	12-2	Fiesta
2011	Oklahoma	AHC, DC, LB	10-3	Insight
2012	Clemson	DC, LB	11-2	Chick-fil-A
2013	Clemson	DC, LB	11-2	Orange
2014	Clemson	DC, LB	10-3	Russell Athletic

Years as a full-time college coach:.....19
Winning seasons:.....19
Bowl seasons:.....19
Record as an assistant coach:.....202-47 (.811)
Record at Clemson:.....32-7 (.821)




COACHING STAFF



MARION HOBBY

**CO-DEFENSIVE COORDINATOR
DEFENSIVE ENDS
6TH SEASON AT CLEMSON
TENNESSEE '95**



- Clemson has finished in the top 25 all of his five years as an assistant coach.
- His defensive ends were a big reason the 2014 defense led the nation in total defense (260.8) and tackles for loss (131), while being in the top five in many other statistical categories. He also coached Vic Beasley, who was a first-team All-American and the ACC Defensive Player-of-the-Year. Beasley set the school record with 33 career sacks.
- Named one of the top-10 recruiters in the ACC in 2013 by Rivals.com.
- His defensive ends were a big reason Clemson led the nation in tackles for loss (122) in 2013.
- Coached Beasley, a first-team All-American and Hendricks Award finalist, who had 23 tackles for loss and an ACC-high 13 sacks, in 2013.
- Beasley was a seldom-used backup in 2011, but became one of the top defensive ends in the ACC in terms of sacks in 2012. Beasley had eight sacks, fourth-most in the ACC, in only 288 snaps.
- A big reason Clemson won the 2011 ACC Championship for the first time in 20 years.
- In 2011, he coached second-team All-American and First-Team All-ACC defensive end Andre Branch, who

THE HOBBY FILE

PLAYING EXPERIENCE
Lettered four times (1986-89) as a defensive end at Tennessee ... three-year starter ... played three seasons (42 games) in the NFL with the New England Patriots.

BOWL PARTICIPATION AS A PLAYER
1986 Sugar Bowl ... 1986 Liberty Bowl ... 1988 Peach Bowl ... 1990 Cotton Bowl.

EDUCATION
B.S. degree from Tennessee in 1995.

PERSONAL DATA
Born Nov. 7, 1966 in Irondale, Ala. ... he and his wife, Constance, have three daughters, Maria, Mariah and Camille.

- led the ACC with 17 tackles for loss and 10.5 sacks. Branch was also a finalist for the Hendricks Award.
- Returned to Clemson after spending three years (2008-10) at Duke.
 - In 2008, Duke's defense held opponents to 23.4 points per game, best in 20 years, and held three opponents to less than 10, a program first since 1976.

- This is his second tour of duty at Clemson. He served as defensive line coach in 2005, helping the Tigers to an 8-4 record and a top-25 AP finish. Clemson was 11th in the nation in scoring defense.
- Has NFL experience, as he was an assistant coach with the Saints in 2006 and 2007. The 2006 Saints had a 10-6 record and won the NFC South. He coached Will Smith, who had 10.5 sacks and started in the Pro Bowl.
- Prior to coming to Clemson, he worked for David Cutcliffe at Mississippi for six seasons (1999-04). During that time, the Rebels had a 44-29 record and four bowl wins.
- Started in coaching in 1995 with the defensive tackles at Tennessee-Martin. He served two seasons at Louisiana-Lafayette as strength & conditioning coach (1996) and defensive tackles coach (1997) before spending one year at Tennessee as assistant strength & conditioning coach. Tennessee won the national title in 1998.
- First-Team All-SEC pick in 1989 and was named to Tennessee's 100-year anniversary team. A third-round draft pick (No. 74 overall) of the Vikings and later played three years (1990-92) with the Patriots.

Year	School/Team	Position(s)	W-L	Bowl
1995	Tennessee-Martin	DT	5-6	
1997	Louisiana-Lafayette	DT	1-10	
1999	Mississippi	DE	8-4	Independence
2000	Mississippi	DE	7-5	Music City
2001	Mississippi	DE	7-4	
2002	Mississippi	DE	7-6	Independence
2003	Mississippi	DE	10-3	Cotton
2004	Mississippi	DE	4-7	
2005	Clemson	DL	8-4	Champs Sports
2006	New Orleans Saints	DL	10-6	
2007	New Orleans Saints	DL	7-9	
2008	Duke	AHC,DC,DL	4-8	
2009	Duke	AHC,DC,DL	5-7	
2010	Duke	AHC,DC,DL	3-9	
2011	Clemson	DE	10-4	Orange
2012	Clemson	Co-DC(RG),DE	11-2	Chick-fil-A
2013	Clemson	Co-DC,DE	11-2	Orange
2014	Clemson	Co-DC,DE	10-3	Russell Athletic


Years as a full-time college coach:..... 16

Winning seasons:..... 10

Bowl seasons:..... 9

Record as an assistant coach:..... 111-84 (.569)

Record at Clemson:..... 50-15 (.769)




COACHING STAFF



JEFF SCOTT

**CO-OFFENSIVE COORDINATOR
WIDE RECEIVERS
8TH SEASON AT CLEMSON
CLEMSON '03**



- Clemson has been to a bowl game each of his seven years as a full-time assistant coach.
- Named one of the top-25 recruiters in the nation in 2015 by Rivals.com.
- ACC Recruiter-of-the-Year by Rivals.com in 2015.
- Named one of the top-10 recruiters in the ACC in 2015 by Rivals.com.
- Named co-offensive coordinator prior to the 2014 Russell Athletic Bowl.
- Coached wide receivers Artavis Scott and Mike Williams, who were both Second-Team All-ACC selections, in 2014.
- Named one of the top-10 recruiters in the nation by ESPN in 2014, one of the top-14 recruiters in the country by NFL.com in 2014 and one of the top-25 recruiters by Rivals.com in 2012 and 2014.
- Coached First-Team All-ACC and first-team All-America wide receiver Sammy Watkins in 2013. He had a school-record 101 receptions for a school-record 1,464 yards and 12 touchdowns. He also set or tied school career records for receptions (240), receiving yards (3,391) and receiving touchdowns (27).
- In 2012, he coached first-round draft pick DeAndre Hopkins to a second-team All-America season. Hopkins had 82 receptions for 1,405 yards and an ACC-record 18 touchdowns, second-most in the nation.
- Coached an All-American every year from 2011-13 and a first-round draft pick in both 2012 and 2013.

THE SCOTT FILE

PLAYING EXPERIENCE

Lettered three years (2000-02) as a wide receiver and holder at Clemson.

BOWL PARTICIPATION AS A PLAYER

2001 Gator Bowl ... 2001 Humanitarian Bowl ... 2002 Tangerine Bowl.

EDUCATION

Degree in secondary education from Clemson in 2003.

PERSONAL DATA

Born Dec. 28, 1980 in Arcadia, Fla. ... married the former Sara McDaniel ... son of former Clemson Assistant Coach Brad Scott (1999-10).


- Coached four wideouts (Jacoby Ford, Hopkins, Martavis Bryant, Watkins) who were NFL draft picks in his first six full years as wide receivers coach.
- Played a big role in Clemson winning the 2011 ACC Championship for the first time in 20 years. He has been on the staff of three ACC Atlantic Division titles in the last six years.
- In 2011, he coached one of the top receiving duos in school history in Watkins and Hopkins. Watkins, the national freshman-of-the-year and a first-team All-American, had 82 receptions for 1,219 yards and

12 touchdowns. Hopkins had 72 receptions for 978 yards, adding five touchdowns.

- Helped the Tigers to a top-25 ranking and the ACC Atlantic Division title in his first full season as an assistant in 2009. He mentored Ford, a Second-Team All-ACC wideout who was an NFL draft pick by the Raiders.
- Took over as Clemson's recruiting coordinator in December 2008 and the Tigers put together a top-10 signing class in his first season (2009) at the position. Then in both 2011 and 2012, Clemson had top-10 recruiting classes.
- Son of former Tiger Associate Head Coach Brad Scott (1999-10), therefore Jeff was a part of the first full-time, father-son coaching combination in Clemson football history.
- A member of three bowl teams as a player at Clemson from 2000-02. He played in the 2001 Gator Bowl, 2001 Humanitarian Bowl and 2002 Tangerine Bowl.
- Had his first full-time college job at Presbyterian College in 2007 as wide receivers coach, then came to Clemson as a graduate assistant in 2008. He moved into full-time status when Tommy Bowden resigned at midseason.
- Began his coaching career at Blythewood (S.C.) High and won a state title in his first year and the program's first year. It is believed to be the first time that occurred in South Carolina high school football history.

Year	School	Position(s)	W-L	Bowl
2006	Blythewood (S.C.) HS	HC	14-1	
2007	Presbyterian College	WR	6-5	
2008	Clemson	GA	3-3	
	Clemson	WR	4-3	Gator
2009	Clemson	RC,WR	9-5	Music City
2010	Clemson	RC,WR	6-7	Meineke Car Care
2011	Clemson	RC,WR	10-4	Orange
2012	Clemson	RC,WR	11-2	Chick-fil-A
2013	Clemson	RC,WR	11-2	Orange
2014	Clemson	RC,WR	9-3	
	Clemson	Co-OC,RC,WR	1-0	Russell Athletic

Years as a full-time college coach:.....8
 Winning seasons:.....7
 Bowl seasons:.....7
 Record as an assistant coach:.....67-31 (.684)
 Record at Clemson:.....61-26 (.701)



COACHING STAFF



**TONY
ELLIOTT**

**CO-OFFENSIVE COORDINATOR
RUNNING BACKS
8TH SEASON AT CLEMSON
CLEMSON '03**

- Clemson has a 42-11 record and four top-25 final rankings in his four years on staff. He has also coached a 1,000-yard rusher three times.
- Named one of the top-25 recruiters in the nation in 2015 by Rivals.com.
- Named one of the top-10 recruiters in the ACC in 2015 by Rivals.com.
- Named co-offensive coordinator prior to the 2014 Russell Athletic Bowl.
- Named one of the top-50 recruiters in the nation in 2013 by 247Sports.com.
- Coached All-ACC running back Roderick McDowell in 2013. He had 1,025 rushing yards and 29 receptions.
- Coached First-Team All-ACC running back Andre Ellington in 2012. Ellington became just the third running back in school history with two 1,000-yard rushing seasons.
- A big reason Clemson won the 2011 ACC Championship for the first time in 20 years.
- Has played on and coached Clemson teams that have been in the final AP top 25. He played on the 2003 team that finished No. 23 and coached running backs in 2011 when the Tigers finished No. 22. Clemson also finished No. 9 in 2012, No. 7 in 2013 and No. 15 in 2014.
- His 2011 backs helped the Tigers set many school records. Ellington was a Second-Team All-ACC selection who had 1,178 rushing yards and 11 touchdowns.

THE ELLIOTT FILE

PLAYING EXPERIENCE

Lettered four times (2000-03) as a wide receiver at Clemson.

BOWL PARTICIPATION AS A PLAYER

2001 Gator Bowl ... 2001 Humanitarian Bowl ... 2002 Tangerine Bowl ... 2004 Peach Bowl.


EDUCATION

Degree in industrial engineering from Clemson in 2002 with a team-high 3.55 GPA.

PERSONAL DATA

Born Nov. 26, 1979 in Watsonville, Calif. ... he and his wife, Tamika, have a son, A.J.

- Spent three years (2008-10) as wide receivers coach at Furman and two seasons (2006,07) at SC State.
- In 2008, he coached All-SoCon performer Adam Mims, who had a team-high 58 receptions, and David Hendrix, who set a freshman record with 46 receptions. Mims continued to flourish under Elliott's guidance and ended his career with 198 catches for 2,433 yards.
- Returned to coaching in 2006 as an assistant at SC State. The 2006 team was 23rd in the nation in total offense.



- Entered the business world after his playing days were over at Clemson and worked with Michelin North America for two years.
- Earned undergraduate degree in industrial engineering in 2002, was a First-Team Academic All-ACC selection and a CoSIDA Academic District III member.
- Was a co-captain of Clemson's 2003 team that had a 9-4 record and a No. 22 ranking by AP and USA Today. He had 23 receptions for 286 yards and a touchdown that season. He was also a recipient of a ACC's Weaver-James-Corrigan Postgraduate Scholarship.
- Dabo Swinney was his position coach during his senior season (2003). That year in a survey of Clemson players conducted by Anderson Independent, he was named the team's "most respected player."
- Had 34 receptions for 455 yards and two scores in his career. He came to Clemson as a walk-on in the fall of 1999 and finished his career with four letters and 44 games, including four as a starter as a senior (2003). He had a touchdown catch at Georgia Tech that year.

Year	School	Position(s)	W-L	Bowl
2006	SC State	WR	7-4	
2007	SC State	WR	7-4	
2008	Furman	WR	7-5	
2009	Furman	WR	6-5	
2010	Furman	WR	5-6	
2011	Clemson	RB	10-4	Orange
2012	Clemson	RB	11-2	Chick-fil-A
2013	Clemson	RB	11-2	Orange
2014	Clemson	RB	9-3	
	Clemson	Co-OC,RB	1-0	Russell Athletic

Years as a full-time college coach:.....9
Winning seasons:.....8
Bowl seasons:.....4
Record as an assistant coach:.....74-35 (.679)
Record at Clemson:.....42-11 (.792)

COACHING STAFF



ROBBIE CALDWELL

OFFENSIVE LINEMEN
5TH SEASON AT CLEMSON
FURMAN '77



- Has a staff-high 37 years of experience in college coaching and a staff-high 431 college games as a coach.
- Clemson has a 42-11 record and four top-25 final rankings in his four years on staff.
- Coached offensive tackle Brandon Thomas, a third-round draft pick, to his second-straight All-ACC season in 2013. Guard Tyler Shatley also earned All-ACC honors in 2013, and played in the NFL in 2014.
- In 2012, he coached first-team All-American Dalton Freeman (C) and Thomas, a First-Team All-ACC pick. Freeman was a Rimington Trophy finalist for the second year in a row.
- A big reason Clemson won the 2011 ACC Championship for the first time in 20 years.
- In 2011, he helped the Tiger offense set many school records. His center, Freeman, was a Rimington Trophy finalist and a First-Team All-ACC selection.
- Served as Vanderbilt's head coach in 2010 after eight years as offensive line coach at Vanderbilt.
- Was a part of the 2008 Vanderbilt staff that guided it

THE CALDWELL FILE

PLAYING EXPERIENCE

Lettered three years at Furman under Art Baker, including his senior season (1975) when he was named team MVP and offensive captain.

EDUCATION

Degree from Furman in 1977.

PERSONAL DATA

Born Jan. 26, 1954 in Pageland, S.C. ... he and his wife, Nora Lynn, have a daughter, Emsley.

- to its first winning season and bowl game in 26 years. It defeated Boston College in the Music City Bowl, Vanderbilt's first bowl win since 1955. That year, Vanderbilt also defeated South Carolina and Auburn.
- Joined Clemson graduate Bobby Johnson's staff at Vanderbilt in 2002.
- Coached at North Carolina in 2000 and 2001.

- Moved with Dick Sheridan to NC State in 1986. He was part of a Wolfpack resurgence, as he helped turn a 3-8 team (1985) into an 8-3-1 club that beat three AP top-25 teams in 1986. He was on the NC State staff when it beat Clemson three straight years (1986-88).
- Coached the Wolfpack offensive line for 11 years, then added assistant head coaching responsibilities in his last three years. Fourteen of his players were All-ACC picks.
- Served under Sheridan for eight years and Furman won six league titles during that era. He coached eight first-team all-conference players and five recipients of the SoCon's Jacobs Blocking Trophy.
- Started his coaching career as a student assistant at Furman under Art Baker in 1976 and became a full-time offensive line coach with the Paladins under Sheridan in 1978. In 1977, he served as football and baseball coach at Hanahan (S.C.) High School.

Year	School	Position(s)	W-L	Bowl
1976	Furman	SA	6-4-1	
1978	Furman	OL	8-3	
1979	Furman	OL	5-6	
1980	Furman	OL	9-1-1	
1981	Furman	OL	8-3	
1982	Furman	OL	9-3	
1983	Furman	OL	10-2-1	
1984	Furman	OL	8-3	
1985	Furman	OL	12-2	
1986	NC State	OL	8-3-1	Peach
1987	NC State	OL	4-7	
1988	NC State	OL	8-3-1	Peach
1989	NC State	OL	7-5	Copper
1990	NC State	OL	7-5	All-American
1991	NC State	OL	9-3	Peach
1992	NC State	OL	9-3-1	Gator
1993	NC State	OL	7-5	Hall of Fame
1994	NC State	OL	9-3	Peach
1995	NC State	OL	3-8	
1996	NC State	OL	3-8	
1997	NC State	AHC,OL	6-5	
1998	NC State	AHC,OL	7-5	Micron PC
1999	NC State	AHC,OL	6-6	
2000	North Carolina	OL	6-5	
2001	North Carolina	OL	8-5	Peach
2002	Vanderbilt	AHC,OL	2-10	
2003	Vanderbilt	AHC,OL	2-10	
2004	Vanderbilt	AHC,OL	2-9	
2005	Vanderbilt	AHC,OL	5-6	
2006	Vanderbilt	AHC,OL	4-8	
2007	Vanderbilt	AHC,OL	5-7	
2008	Vanderbilt	AHC,OL	7-6	Music City
2009	Vanderbilt	AHC,OL	2-10	
2010	Vanderbilt	HC	2-10	
2011	Clemson	OL	10-4	Orange
2012	Clemson	OL	11-2	Chick-fil-A
2013	Clemson	OL	11-2	Orange
2014	Clemson	OL	10-3	Russell Athletic

Years as a full-time college coach:.....37
Winning seasons:.....24
Bowl seasons:.....15
Record as an assistant coach:.....247-179-5 (.579)
Record at Clemson:.....42-11 (.792)



COACHING STAFF



MIKE REED

DEFENSIVE BACKS
3RD SEASON AT CLEMSON
BOSTON COLLEGE '94



- His defensive backs were a big reason the 2014 defense led the nation in total defense (260.8), while it was in the top five in many other statistical categories. He also coached cornerback Garry Peters, who was a First-Team All-ACC selection.
- His defensive backs combined for 15 interceptions in 2013. Bashaud Breeland, who had a team-tying-high four interceptions and 74 tackles, was a Second-Team All-ACC selection and a fourth-round draft pick.
- His defensive backs were a big reason Clemson was 10th in the nation in turnovers forced (30) in 2013.
- Was the defensive backs coach at NC State for six seasons (2007-12).
- Has been an assistant coach at the college level for 10 years and at the NFL level for five seasons. He coached NC State All-American David Amerson, who is third in ACC history in career interceptions (18). As a professional coach with the Philadelphia Eagles, he worked with former Clemson All-American and nine-time Pro Bowl selection Brian Dawkins.
- Helped the Wolfpack to four bowl games in his six years with the program. That includes 2012, when NC State beat a top-five Florida State team and played Vanderbilt in the Music City Bowl.
- Three times in his last five years there, NC State finished in the top 20 in the nation in interceptions, including 2012 when it was 20th with 16 interceptions.

THE REED FILE

PLAYING EXPERIENCE

Played at Boston College from 1991-94 ... All-ECAC selection and a Second-Team All-Big East Conference pick in 1993 ... one of four co-captains on the 1994 team.

BOWL PARTICIPATION AS A PLAYER

1993 Hall of Fame Bowl ... 1994 Carquest Bowl ... 1994 Aloha Bowl.

EDUCATION

Degree in communications with a minor in secondary education from Boston College in 1994.

PERSONAL DATA

Born Aug. 16, 1972 in Wilmington, Del. ... he and his wife, Kimberly, have two daughters, Michaela Rae and Milan Skye.

- The 2011 NC State squad had 27 interceptions, the most by an FBS school since 2003, when Nebraska had 32. The total tied for second-most in ACC history and the most since 1994, when Virginia had 27 interceptions.
- In 2011, Amerson had 13 interceptions to lead the nation, five more than any other player. It tied for the third-most interceptions in NCAA history. Amerson

also led the nation in interception return yards (205) and tied for the lead in interception returns for touchdown (2). Amerson was a unanimous All-American in 2011, when he was also a Thorpe Award finalist and won the Jack Tatum Award.

- In addition to Amerson, Reed also coached many other all-conference players at NC State. Amerson was a Second-Team All-ACC cornerback in 2012, while safety Earl Wolff was a first-team selection. Overall, four different NC State players earned All-ACC honors in his six seasons.
- Played on three bowl teams that finished with top-25 rankings in the AP poll, including the 1993 season when Boston College upset top-ranked Notre Dame in South Bend.
- Played three seasons for Tom Coughlin, who has gone on to win two Super Bowl Championships with the New York Giants, and his senior year for Dan Henning, who also went on to coach in the NFL.
- Was the last selection of the 1995 NFL draft by the Carolina Panthers and played two seasons (1995,96) for that team, including the 1995 team that played its home games at Memorial Stadium. He also played for the NFL Europe team in Frankfurt and was the team captain of the 1999 team that won the World Bowl Championship.

Year	School	Position(s)	W-L	Bowl
2000	Richmond	WR,TE,DB	10-3	
2001	Richmond	WR,TE,DB	3-8	
2002	Philadelphia Eagles	DB,ST	12-4	
2003	Philadelphia Eagles	QC	12-4	
2004	Philadelphia Eagles	QC	13-3	
2005	Philadelphia Eagles	QC	6-10	
2006	Philadelphia Eagles	QC	10-6	
2007	NC State	DB	5-7	
2008	NC State	DB	6-7	PapaJohns.com
2009	NC State	DB	5-7	
2010	NC State	DB	9-4	Champs Sports
2011	NC State	DB	8-5	Belk
2012	NC State	DB	7-6	Music City
2013	Clemson	DB	11-2	Orange
2014	Clemson	DB	10-3	Russell Athletic

Years as a full-time college coach:.....10
 Winning seasons:.....6
 Bowl seasons:.....6
 Record as an assistant coach:.....74-52 (.587)
 Record at Clemson:.....21-5 (.808)

COACHING STAFF



BRANDON STREETER

**RECRUITING COORDINATOR
QUARTERBACKS
1ST FULL SEASON AT CLEMSON
CLEMSON '99**

- Came to Clemson as the recruiting coordinator and quarterbacks coach in December 2014 after serving three seasons (2012-14) as offensive coordinator and quarterbacks coach at Richmond.
- Six of the seven teams he worked with as an offensive coordinator from 2008-14 finished the season in the top 25 of the FCS poll. That included the 2014 Richmond team that entered the FCS playoffs ranked No. 16. Five of the last eight teams were conference champions or co-champions.
- Helped the 2014 Richmond team to a 9-5 record and a bid to the FCS playoffs, as the Spiders reached the second round.
- Guided Richmond to a top-20 finish in passing offense each year from 2012-14. That included a 314-yard average, eighth-highest in the nation, in 2014. The Spiders also averaged 461 yards per game, 19th-most in the nation, and were second in third-down conversion percentage (51.6) and third in first downs (332).
- Richmond was seventh in the nation in passing yards (328) in 2013. Virtually every Richmond individual game, season and career school passing record was established during the 2013 season.
- The 2012 Richmond offense was 20th in passing offense and 21st in scoring offense. The Spider offense saw five players earn All-CAA recognition.
- Streeter served as quarterbacks coach at Liberty for six years, the last three as offensive coordinator. In

THE STREETER FILE

PLAYING EXPERIENCE

Played quarterback at Clemson from 1996-99 ... received the inaugural Brandon Streeter Award in 1999.

BOWL PARTICIPATION AS A PLAYER

1996 Peach Bowl ... 1998 Peach Bowl ... 1999 Peach Bowl.

EDUCATION

Degree in health science from Clemson in 1999 and a master's degree in human resource development from Clemson in 2001.

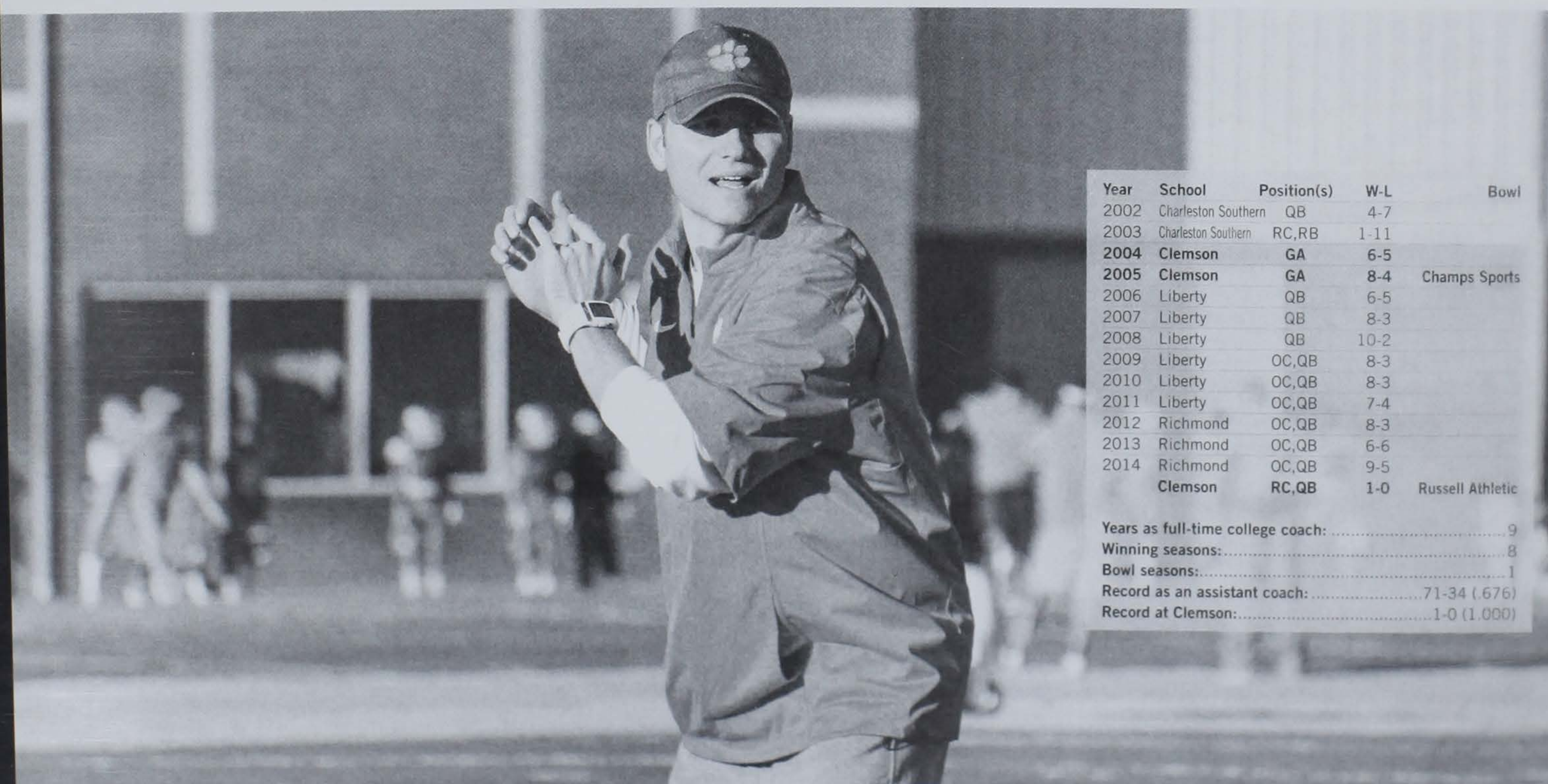
PERSONAL DATA

Born Jan. 1, 1977 ... he and his wife, Ashleigh, have three children, Chamberlin Brooke, Foard Michael and Mason Morgan.

- 2011, Liberty led the Big South Conference in passing yards and pass efficiency.
- In 2010, Liberty averaged 36.5 points per game, a better mark than in 2009, when the Flames led the nation in scoring (36.4). That Liberty team won the Big South Conference title for a fourth straight year.
- Served as a graduate assistant at Clemson in 2004 and 2005, when Dabo Swinney was an assistant coach. Streeter worked with quarterback Charlie Whitehurst during those two seasons.



- Served as an assistant coach at Charleston Southern for two years. In 2002, Streeter coached the Buccaneer quarterbacks, then he made the move to running backs coach and recruiting coordinator in 2003.
- Three-time letterman at Clemson from 1997-99. He was Clemson's starting quarterback the last two years. He played just eight games due to injury as a senior in 1999, helping Tommy Bowden's first Clemson team to a Peach Bowl bid. He passed for 1,466 yards that season.
- When he graduated, he had broken or tied 11 Tiger records during his career, passing for 3,506 yards and 17 touchdowns.
- A three-time member of the ACC Academic Honor Roll, he became Clemson's inaugural winner of the Brandon Streeter Award in 1999, which is annually given in his honor to a student-athlete in any sport who has succeeded athletically despite a physical injury.
- His father, Barry, has been the head football coach at Gettysburg College since 1978.



Year	School	Position(s)	W-L	Bowl
2002	Charleston Southern	QB	4-7	
2003	Charleston Southern	RC,RB	1-11	
2004	Clemson	GA	6-5	
2005	Clemson	GA	8-4	Champs Sports
2006	Liberty	QB	6-5	
2007	Liberty	QB	8-3	
2008	Liberty	QB	10-2	
2009	Liberty	OC,QB	8-3	
2010	Liberty	OC,QB	8-3	
2011	Liberty	OC,QB	7-4	
2012	Richmond	OC,QB	8-3	
2013	Richmond	OC,QB	6-6	
2014	Richmond	OC,QB	9-5	
	Clemson	RC,QB	1-0	Russell Athletic

Years as full-time college coach: 9
 Winning seasons: 8
 Bowl seasons: 1
 Record as an assistant coach: 71-34 (.676)
 Record at Clemson: 1-0 (1.000)



ATHLETIC DEPARTMENT STAFF DIRECTORY

GENERAL INFORMATION

Location	Clemson, S.C. 29633
Founded	1889
Enrollment	21,303
Nickname	Tigers
Colors	Tiger Orange & Regalia
Conference	Atlantic Coast Conference (Atlantic Division)
Facility	Memorial Stadium
Field (Surface)	Frank Howard Field (Natural Grass)
Capacity	81,500
First Year of Stadium	1942
Press Box Phone Number	864-654-3326
Athletic Department Address	P.O. Box 31 Clemson, S.C. 29633
Tickets	1-800-CLEMSON
Website	ClemsonTigers.com
Twitter/Instagram	ClemsonFB

ADMINISTRATIVE STAFF

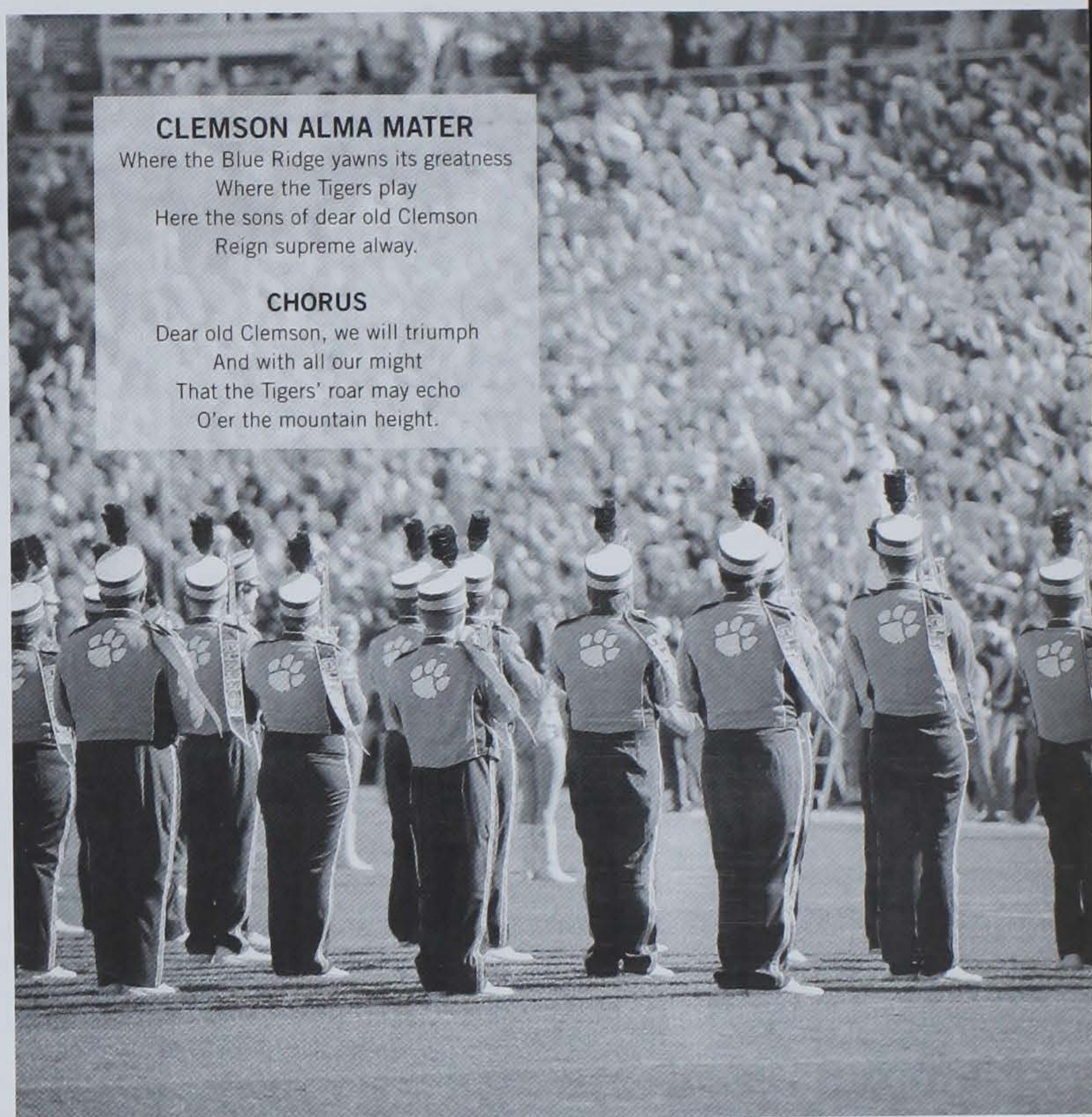
President	Dr. James P. Clements (Maryland-Baltimore County '85)
Director of Athletics	Dan Radakovich (Indiana (Pa.) '80)
Associate Athletic Director/Athletic Academic Services	Steve Duzan (Millikin '99)
Associate Athletic Director/Compliance Services	Stephanie Ellison (Clemson '98)
Associate Athletic Director/Event Management	Jon Allen (Louisiana State '05)
Associate Athletic Director/Student-Athlete Services	Dr. Loreto Jackson (Miami (Fla.) '96)
Associate Athletic Director/External Affairs	Tim Match (Bowling Green '85)
Associate Athletic Director/Finances & Facilities	Graham Neff (Georgia Tech '06)
Associate Athletic Director/Human Resources	Kyle Young (Clemson '02)
Associate Athletic Director/Senior Woman Administrator	Natalie Honnen (Florida '03)
Assistant Athletic Director/Athletic Communications	Joe Galbraith (Mississippi State '01)
Assistant Athletic Director/Marketing & Game Management	Mike Money (Clemson '00)
Assistant Athletic Director/Facilities	Joe Simon (North Carolina '97)
Assistant Athletic Director/Facilities & Grounds	Gary Wade (Nebraska '78)
Assistant Athletic Directors/Compliance Services	Amanda Gray (College of Charleston '08)
	Brad Woody (Clemson '99)
Compliance Coordinator	Bud Pough (The Citadel '03)
Assistant to the Director of Athletics	Lynn Sparks (Winthrop '77)
Special Assistant to the Director of Athletics	Barbara Kennedy-Dixon (Clemson '83)
IPTAY Chief Executive Officer	Davis Babb (Appalachian State '78)
Director of IPTAY Planned Giving	Bert Henderson (Mars Hill '78)
Director of IPTAY Major Gifts	Bobby Couch (Wofford '89)
Director of IPTAY Annual Fund	Travis Furbie (West Virginia '97)
Director of IPTAY Premium Seating	Kyle Shields (Georgia State '97)
Associate Director of IPTAY Major Gifts	Aaron Dunham (Davidson '00)
Assistant Director of IPTAY Major Gifts	Ford Williams (North Carolina '06)
IPTAY Assistant Directors	Reed Kramer (Birmingham-Southern '11)
	Lindsey Leonard (Purdue '07)
	Julia Stump (Tennessee '09)
	Jason Wilson (Clemson '01)
Executive Director of Tiger Letterwinners Association	Bob Mahony (Clemson '76)
Director of Ticket Operations	Kate McCrary (Clemson '05)
Assistant Ticket Operations Managers	Zane Bolka (Purdue '10)
	Wesley Cribb (Clemson '09)
	Katie Dixon (Clemson '12)
	Tina Middleton
Supervisor of Athletic Facilities	Robbie Phillips (Clemson '11)
Supervisor of Athletic Grounds	Mike Echols (Clemson '85)
Sports Nutritionist	Lisa Chan (Texas '08)
Assistant Director of Student-Athlete Services	Kyra Lobbins (Tulane '08)
Director of Sports Medicine	Danny Poole (Western Carolina '79)
Assistant Athletic Trainers	Donna Bullock (Southwest Louisiana '88)
	Abby DeDecker (Clemson '09)
	Travis Johnston (Clemson '01)
	Andy McPherson (Arkansas State '02)
	Jerome Razayeski (Georgia Tech '97)
Team Physician	Dr. Len Reeves (Medical University of South Carolina '90)
Team Orthopedic Surgeon	Dr. Larry Bowman (Medical University of South Carolina '74)
Athletic Insurance Coordinator	Sharon Weaver
Director of Equipment (Olympic Sports)	Mike Wilson (Clemson '02)
Director of Strength & Conditioning (Olympic Sports)	Rick Franzblau (Colgate '08)
Director of Athletic Video Services	Rick Bagby (North Carolina '95)
Assistant Directors of Athletic Video Services	Matt Glenn (Clemson '05)
	Henry Guess (Clemson '95)
	Brett Key (Clemson '07)
Director of Broadcasting	Don Munson (Appalachian State '84)
Director of New & Creative Media	Jonathan Gannt (Middle Tennessee '08)
Senior Associate Athletic Communications Directors	Sam Blackman (Clemson '85)
	Brian Hennessy (Clemson '98)
Associate Athletic Communications Directors	Libby Kehn (Clemson '02)
	Philip Sikes (Clemson '02)
Associate Director of New & Creative Media	Jeff Kallin (Clemson '07)
Digital Media Coordinator	Nik Conklin (LIU Brooklyn '12)
Athletic Communications Graduate Assistants	Carl Danoff (Massachusetts '14)
	Matt Rhinesmith (Butler '14)
	Chas Williams (Clemson '15)
Athletic Communications Student Assistants	Allie Buckelew, Forrest Crocker, Rachel Eagleton, Maddie Eastman, Kelly Gramlich, Sarah Hance, Christian Holcombe, Colby Lanham, Sarah Mallare, Nic Mills, Bradley Moore, Stephen Puckette, Allen Randall, Ali Rezendes, Alexa Rickard, Danny Seyffer, Rebeka Wellmon, Rosie Worthen

CLEMSON ALMA MATER

Where the Blue Ridge yawns its greatness
Where the Tigers play
Here the sons of dear old Clemson
Reign supreme alway.

CHORUS

Dear old Clemson, we will triumph
And with all our might
That the Tigers' roar may echo
O'er the mountain height.



FOOTBALL STAFF

Football Office Phone Number	864-656-1911
Head Coach	Dabo Swinney (Alabama '92)
Associate Head Coach/Defensive Tackles	Dan Brooks (Western Carolina '76)
Assistant Head Coach/Special Teams Coordinator/Tight Ends	Danny Pearman (Clemson '87)
Assistant Coach/Defensive Coordinator/Linebackers	Brent Venables (Kansas State '92)
Assistant Coach/Co-Defensive Coordinator/Defensive Ends	Marion Hobby (Tennessee '95)
Assistant Coach/Co-Offensive Coordinator/Wide Receivers	Jeff Scott (Clemson '03)
Assistant Coach/Co-Offensive Coordinator/Running Backs	Tony Elliott (Clemson '02)
Assistant Coach/Offensive Linemen	Robbie Caldwell (Furman '77)
Assistant Coach/Defensive Backs	Mike Reed (Boston College '94)
Assistant Coach/Recruiting Coordinator/Quarterbacks	Brandon Streeter (Clemson '99)
Graduate Assistants	Thomas Austin (Clemson '09)
	Tyler Grisham (Clemson '09)
	DeAndre McDaniel (Clemson '10)
	Corico Wright (Clemson '12)
Associate Athletic Director/Football Administration	Woody McCorvey (Alabama State '72)
Assistant Athletic Director/Director of Football Communications	Tim Bourret (Notre Dame '77)
Assistant Athletic Director/Football Player Relations	Jeff Davis (Clemson '84)
Assistant Athletic Director/Director of Recruiting	Brad Scott (South Florida '79)
Director of High School Relations & Player Personnel	Mike Dooley (Furman '98)
Director of Recruiting & External Affairs	Thad Turnipseed (Alabama '95)
Coordinator of Football Recruiting Communications	Jordan Sorrells (Furman '09)
Recruiting Operations Coordinator	Jessie Carroll (Clemson '13)
Director of Football Coaching Technology	Todd Green (Tennessee '02)
Director of Football Programs	Daniel Bassett (Tennessee '01)
Defensive Analyst/Research Development	Lemanski Hall (Alabama '93)
Special Teams Analyst/Research Development	Brandon McCombs (Clemson '09)
Defensive Player Development	Andrew Warwick (Knox '07)
Player Development	Durrell Barry (Clemson '10)
Volunteer Team Advisor	Reggie Pleasant (Clemson '85)
Administrative Assistants	Jennifer Benton, Beth Douglas, Jill Williams-Wilks, Ren Windham
Director of Football Strength & Conditioning	Joey Batson (Newberry '85)
Assistant Director of Strength & Conditioning	Larry Greenlee (Clemson '95)
Senior Assistant Football Strength & Conditioning Coach	Paul Hogan (Alabama '00)
Assistant Football Strength & Conditioning Coach	Adam Smotherman (Vanderbilt '11)
Graduate Assistant Football Strength & Conditioning Coach	Rendrick Taylor (Clemson '10)
Director of Equipment (Football)	Abe Reed (Houston '97)
Assistant Football Equipment Manager	D.J. Gordon (South Carolina '08)
Graduate Assistant Football Equipment Manager	Nick Yarid (Clemson '15)
Student Equipment Managers	Grady Austin, Luke Bradshaw, McKinley Brown, Mackenzie Carter, Benard Harmon, Dolan Holder, Ches McCall, Matt McMahon, Brady Metz, Ben Miller, David Rice, David Saville, Drew Simmons, Adam Snider, Dayton Sorrells, James Waddell, Jack Wardlaw
Assistant Football Athletic Trainer	Jeffie Trammell (Georgia Southern '04)
Graduate Assistant Athletic Trainers	Cameron Ortyl (Purdue '15)
	Cheyenne Reynolds (Springfield '13)
Student Athletic Trainers	Tyler Allan, Jameson Chandler, Wyatt Craig, Jared Cumbee, Alex Derrick, Daniel Dorn, Barrett Fink, Martin Groke, Beth Jordan, Eliza Lewis, Logan Martin, Drew Morris, Tamara Price, Austin Querubin, Clark Schofield, Charleston Shanks

FOOTBALL SUPPORT STAFF



**THOMAS
AUSTIN**

**GRADUATE ASSISTANT
1ST SEASON AT CLEMSON
CLEMSON '09**

Thomas Austin is in his first year as a graduate assistant coach with the Clemson offense. He has a long relationship with the program, however, as he was a letterman as an offensive guard with the Tigers between 2006-09.

Austin was a third-team All-American according to The Sporting News in 2009. He was a two-time second-team All-ACC selection (2008 and 2009). His senior year he created many holes for All-American running back C.J. Spiller. They combined to help Clemson to the Atlantic Division Championship of the ACC and a top 25 finish.

Austin had 112 knockdown blocks as a senior and 316 for his career. He started each of his last 38 games and had 39 starts overall. He played in 48 games in his four years with the varsity, and was named ACC Offensive Lineman of the Week five times. Three times he won the honor in 2008, the most by a Clemson offensive lineman in 18 years.

Austin signed as a free agent with the New England Patriots in 2010. He played in the NFL with the Houston Texans, Carolina Panthers and Indianapolis Colts between 2010 and 2013.

Austin earned his degree from Clemson in 2009.




**DANIEL
BASSETT**

**DIRECTOR OF FOOTBALL PROGRAMS
7TH SEASON AT CLEMSON
TENNESSEE '01**

Daniel Bassett is in his seventh year as director of football programs. He is in charge of on-campus meals and housing, maintaining the recruiting database and community outreach. Prior to being hired as director of football programs in 2008, he was a student volunteer and later in office administration (2003-05).

He received his undergraduate degree in broadcasting from Tennessee in 2001. He then earned his master's degree in professional communication from Clemson in 2005. Bassett, a native of Birmingham, Ala., was born on Nov. 23, 1978.



**JEFF
DAVIS**

**ASSISTANT AD • FOOTBALL PLAYER RELATIONS
12TH SEASON AT CLEMSON
CLEMSON '84**

Jeff Davis is in his seventh year as assistant athletic director for football player relations within the Clemson football program, but has been with the University for 15 years. During the six years prior to his current position, he served as an assistant athletic director for fundraising, where he helped raise funds for the WestZone Club at Memorial Stadium. He also served as the primary spokesman for Clemson University's Call Me Mister Program and served as director from 1999-03.

Davis was an All-America linebacker from 1978-81 who captained the Tigers during their 1981 National Championship run. "The Judge" registered a then-Tiger-record 175 tackles in 1981. That same season, he became just the third defensive player in ACC history to be named league MVP. Davis had 14 tackles as Clemson topped Nebraska 22-15 in the 1982 Orange Bowl to claim its first national title.

In 1995, he became the fourth member of the Clemson Ring of Honor, then he was named to Clemson's Centennial Team in 1996. In 2002, he was named to the ACC's 50-Year Anniversary team.

In 2007, Davis was accorded the highest honor attainable for a college player when he was inducted into the National Football Foundation College Football Hall of Fame. He has made a name for himself outside of the Clemson community. A fifth-round draft pick by Tampa Bay in 1982, he played six seasons in the NFL. During his time as a professional, he also completed his remaining coursework and graduated from Clemson in 1984.

In 1999, he returned to Clemson as field director of Call Me Mister. It seeks to recruit, train, certify and secure employment for African-American males as elementary teachers in the state's public schools. In 2001, he was awarded \$100,000 for the program from Oprah Winfrey's "Angel Network."

Davis is the president of Goal Line Stand, which supports young people as adults as they seek to remain committed to values that shape and govern their lives. The ordained pastor lives in Clemson with his wife, Joni, and their six children. His twin sons, J.D. and Judah, are members of the 2015 Tiger football team.




**MIKE
DOOLEY**

**DIRECTOR OF HS RELATIONS & PLAYER PERSONNEL
11TH SEASON AT CLEMSON
FURMAN '98**

Mike Dooley is in his 11th year with the Tiger football program and serves as director of high school relations & player personnel. He is responsible for maintaining and improving relationships between high school coaches and Clemson, and also coordinates road trips. He served two years (2005,06) as a video graduate assistant (defense) and two years (2007,08) as a graduate assistant coach (offense) at Clemson. He also served as interim tight ends coach in 2008.

Dooley worked as an assistant coach at Greenville (S.C.) High School from 1998-04 before coming to Clemson. His responsibilities included defensive coordinator from 2000-04 and assistant head coach in 2004. In his last three years, Greenville High had a 33-4 overall record, including a 12-1 mark in 2003.

Dooley, a native of Toccoa, Ga., lettered as a defensive end at Furman from 1993-95 and had a sack at Clemson in 1994. He was also an academic honor roll member and received his degree in health & exercise science from Furman in 1998. He is married to the former Allison Woodlee, a 2003 graduate of Clemson.



**TODD
GREEN**

**DIRECTOR OF FOOTBALL COACHING TECHNOLOGY
2ND SEASON AT CLEMSON
TENNESSEE '02**

Todd Green is in his second season as Director of Football Coaching Technology. He oversees all aspects of coaching video and the technology associated with its production. He also is responsible for highlight films throughout the season.

Green came to Clemson after serving five years as the video coordinator at Navy (2009-14). He contributed to a Navy program that went to a bowl game each season.

He has been involved in the video aspect of college football for 12 years. Prior to his stint at Navy he worked as an assistant video coordinator at Arkansas in 2008, was an assistant video coordinator at South Carolina from 2004-06 and was a video graduate assistant at The Citadel from 2003-04.

Green also has three years of experience in coaching and teaching. He was an assistant coach at Bishop England High School in Charleston for the 2002-03 academic year and was a teacher and coach at First Baptist Church School of Charleston, S.C., from 2006-08.

Green married his wife Lauren in July 2014 and they are expecting their first child during the 2015 football season.



**TYLER
GRISHAM**

**GRADUATE ASSISTANT
2ND SEASON AT CLEMSON
CLEMSON '09**

Tyler Grisham is in his second year as a graduate assistant, but he is no stranger to Clemson, as he was a four-year letterman for the Tigers during the 2005-08 seasons. He finished his career with 132 receptions for 1,390 yards and eight touchdowns.

Grisham signed with the Pittsburgh Steelers as a free agent in 2009 and played for the Steelers that year. He was on the Steelers' practice squad in 2010 and 2011, and with the Denver Broncos' practice squad in 2012.



**LEMANSKI
HALL**

**DEFENSIVE ANALYST/RESEARCH DEVELOPMENT
1ST SEASON AT CLEMSON
ALABAMA '93**

Lemanski Hall is in his first year as Defensive Analyst/Research Development. He came to Clemson in 2015 after seven years as a linebackers coach and fitness instructor at Ensworth High School in Nashville, Tenn.

Hall's relationship with Head Coach Dabo Swinney dates to their college careers at the University of Alabama. Both were members of the 1992 National Championship Alabama team. Hall was a team captain in 1992 and was named first-team All-SEC. He was a UPI Honorable Mention All-America team and was named to the Alabama All-Decade team for the 1990s.

Hall was drafted by the Houston Oilers and also played in the NFL for the Chicago Bears, Dallas Cowboys and Minnesota Vikings. He played nine seasons in the NFL overall.

Lemanski worked in the NFL with the Tennessee Titans through the NFL Minority Coaching Fellowship. In this role he observed NFL coaches and worked with them to evaluate players.

Hall worked as a recruiting coordinator and pro-performance director at D1 Sports Training and Therapy.

He also coached football and served as the strength and conditioning coach at Christ Presbyterian Academy before moving on to his career at Ensworth High.



**BRANDON
McCOMBS**

**SPECIAL TEAMS ANALYST/RESEARCH DEVELOPMENT
6TH SEASON AT CLEMSON
CLEMSON '09**

Brandon McCombs is in his sixth year at Clemson and his third under the position special teams analyst/research development. He works with kickers and had a positive effect on the performance of Chandler Catanzaro, one of the most accurate kickers in Tiger history. Catanzaro made 39 of his last 41 field-goal attempts and scored 404 points, second-most in ACC history. Catanzaro made the NFL All-Rookie Team in 2014.

McCombs began his career working as a student assistant at Clemson in 2009 and was a player development coach in the strength training room from 2010-12. He earned a bachelor's degree in sport management from Clemson in 2009. The native of Easley, S.C. is single.

FOOTBALL SUPPORT STAFF



**DeANDRE
McDANIEL**

**GRADUATE ASSISTANT
1ST SEASON AT CLEMSON
CLEMSON '10**

DeAndre McDaniel is in his first season as a graduate assistant coach with the Clemson defense. He is no stranger to the Clemson program, however, as he was one of the top safeties for the Clemson program for the first decade of the 21st century.

McDaniel was a first-team All-America safety in 2009 and a third-team selection in 2010. He tied for third in the nation and was first in the ACC in interceptions in 2009. He also ranked among the nation leaders in interception return yards in 2009 with 128. He was also the only player in college football in 2009 to have at least eight interceptions and 100 tackles that year.

McDaniel led Clemson in interceptions and tackles in 2010 as a senior. He finished his career with 15 interceptions in his 53 games and was a two-time first-team All-ACC selection.

McDaniel earned his degree from Clemson in 2010.



**DANNY
POOLE**

**DIRECTOR OF SPORTS MEDICINE
33RD SEASON AT CLEMSON
WESTERN CAROLINA '79**

Danny Poole is in his 15th season as Clemson's director of sports medicine, but he is a veteran of 32 years working in the Tiger athletic training facility. He supervises the athletic training needs of all student-athletes, but his primary area of emphasis is with the football program. He has 34 years of full-time experience in the athletic training field.

Poole served as head athletic trainer for the Carolina Chargers of the American Football Association in 1979. In 1980, he became an assistant trainer at Memphis. During his career as a full-time assistant there, he earned his master's degree in health education. Poole came to Clemson in 1984 as an assistant under trainer Fred Hoover.

Poole was honored in 2001 with the Athletic Trainers Service Award, presented by the National Athletic Trainers Association to role models who are future leaders of the training profession. The Charlotte, N.C. native is married to the former Beth Morgan. The couple has two daughters, Jacqui Elaine and Abby Blair.

A 1979 Western Carolina graduate, Poole earned a bachelor's degree in health & physical education.



**ABE
REED**

**DIRECTOR OF EQUIPMENT
18TH SEASON AT CLEMSON
HOUSTON '97**

Abe Reed has been at Clemson in a full-time capacity since 1998, but this is his second year as director of equipment for football. He coordinates all the team's equipment needs, which includes travel.

Reed is a 1997 graduate of Houston, where he earned a biology degree. He was a student manager at Houston, then was hired in a full-time capacity at Clemson. He has been involved with all Tiger sports during his career, but has seen his most service with football.

Reed has been the AEMA District III secretary since 2011 and was the AEMA District III Equipment Manager-of-the-Year in 2012. He is married to the former Holly Hepfer of Sumter, S.C. They have two children, a son, Lance, and a daughter, Lillian.



**BRAD
SCOTT**

**ASSISTANT AD • DIRECTOR OF RECRUITING
17TH SEASON AT CLEMSON
SOUTH FLORIDA '79**

Brad Scott is in his 17th year with the program, including his fifth as an assistant athletic director. He moved into administration in 2011 after 12 years as an assistant coach from 1999-10. His 12-year tenure, which included supervising the offensive line, is tied for the ninth-longest for an assistant coach in the program's history.

Scott works primarily with the football program in various administrative duties, but he has department-wide responsibilities when it comes to serving as a liaison between Clemson and high schools in securing documents needed to gain admission.

Clemson had great success on the gridiron during Scott's tenure. At the time of his retirement, the Tigers recorded seven of the top-nine yards-per-play seasons in school history, six of the top-eight seasons in total offense, each of the top-five touchdown teams and each of the top-nine passing yardage teams during his 12-year career. He also coached 15 First or Second-Team All-ACC players, including five who earned All-America honors. An outstanding recruiter, Scott signed Sammy Watkins in 2011 just before he retired as an on-field coach. Watkins was the No. 4 overall pick of the 2014 NFL draft.

Scott served under Bobby Bowden at Florida State from 1983-93. He was the program's offensive coordinator from 1990-93. In 1993, Florida State won its first national title and Seminole quarterback Charlie Ward became the school's first Heisman Trophy winner. Scott later served as head coach at South Carolina from 1994-98.

Scott is a 1979 graduate of South Florida and earned a master's degree from Florida State in 1984. He was born on Sept. 30, 1954 in Arcadia, Fla. and is married to Daryle. The couple has two sons, Jeff and John. Jeff is an assistant coach on the Clemson football staff and John is a doctor in Boston, Mass.



**THAD
TURNIPSEED**

**DIRECTOR OF RECRUITING & EXTERNAL AFFAIRS
3RD SEASON AT CLEMSON
ALABAMA '95**

Thad Turnipseed is in his third year as director of recruiting & external affairs. Turnipseed works closely with Dabo Swinney, Brandon Streeter and the rest of the staff organizing all recruiting activities.

He came to Clemson after spending the previous 11 years at Alabama, where he started as director of capital projects, designing and overseeing over \$200 million in athletic projects. Some of these projects included two end-zone expansions and a \$40 million in improvement to the football facility. He ended his career at Alabama as the as-

sociate athletic director for special projects while serving as director of football external affairs.

Turnipseed earned a B.A. degree from Alabama in political science in 1995, with a double minor in geology and general business. He was a member of the football team from 1990-92 and became a student assistant from 1993-95 after an injury. He and Swinney were both members of Alabama's 1992 National Championship team. Alabama won the national title in 2011 and 2012, his final two seasons with the Crimson Tide.

Prior to joining the staff at Alabama, Turnipseed was a project manager at Beaver Construction from 1995-97 as well as owner of Calvary Construction and Calvary Flooring from 1997-03.

Turnipseed is married to the former Melissa Nix. The couple has three daughters, Mallory, Marian and Marlee, and a son, Lee.




**ANDREW
WARWICK**

**DEFENSIVE PLAYER DEVELOPMENT
4TH SEASON AT CLEMSON
KNOX '07**

Andrew Warwick is in his fourth year with the Clemson football program, including his first year in defensive player development. In 2013, he helped the defense to a top-25 finish in tackles for loss, sacks, total defense and scoring defense. The 2014 Tigers led the nation in total defense.

Warwick is a 2007 graduate of Knox College in Galesburg, Ill., where he was a three-year starter at tight end and wideout. He won the Mike Cross Award as the team's top receiver in 2006.

The native of Oklahoma City, Okla. began his coaching career in 2008 when he became defensive backs coach at Thomas More College and helped it to a league title. He spent 2009 and 2010 at Central Oklahoma, where he coached defensive backs. In 2011, he coached at Coffeyville (Kan.) Community College.



**CORICO
WRIGHT**

**GRADUATE ASSISTANT
3RD SEASON AT CLEMSON
CLEMSON '12**

Corico Wright is in his third year with the program. The four-year letterman started as a sophomore and junior at linebacker. He had seven tackles in the 2009 Music City Bowl win over Kentucky.

He started all 13 games in 2010 and had 71 stops, third-most on the team. In 2011, he started all 14 games for Clemson's ACC Championship team and totaled 80 tackles, third-most on the team. Wright had seven solo tackles in the ACC Championship win over Virginia Tech in 2011.

Wright will work with the defense as a graduate assistant in 2015. He worked as a student assistant in 2013.



THAD TURNIPSEED

FOOTBALL SUPPORT STAFF



JENNIFER BENTON
Administrative Assistant,
Defense



DR. LARRY BOWMAN
Team Orthopedic
Surgeon



JESSIE CARROLL
Recruiting Operations
Coordinator



LISA CHAN
Sports Nutritionist



BETH DOUGLAS
Assistant to the
Head Coach



D.J. GORDON
Assistant Football
Equipment Manager



HENRY GUESS
Assistant Director of
Athletic Video Services



REGGIE PLEASANT
Team Advisor



DR. LEN REEVES
Team Physician



JORDAN SORRELLS
Coordinator of Football
Recruiting Communications



JEFFIE TRAMMELL
Assistant
Athletic Trainer




JILL WILLIAMS-WILKS
Administrative Assistant,
Administration



REN WINDHAM
Administrative Assistant,
Offense

CLEMSON TIGER SPORTS NETWORK



**DON
MUNSON**
DIRECTOR OF BROADCASTING
6TH SEASON AT CLEMSON
APPALACHIAN STATE '84

Don Munson is in his sixth year with the Clemson athletic department in a full-time capacity and his

second year as director of broadcasting. Munson is a familiar name to Tiger fans because of his involvement with the Clemson radio network since 1994.

He took over the new position of creative media services director in



July 2010 and had department-wide responsibilities, with an emphasis on football. In 2014, he was named director of broadcasting and became the play-by-play voice of Clemson football, just the third person to hold that position since 1968.

Munson also continues to serve as the host of the Clemson football and basketball coaches radio call-in program, "Tiger Calls," and provides play-by-play commentary on various Clemson Olympic sports.


Munson has covered Clemson athletics since 1994, when he first joined the network as the network's football pregame, halftime and Fifth Quarter Show host. In 2003, he rejoined the network as host of the Tiger Tailgate Show and Fifth Quarter Show. When Jim Phillips passed away in 2003, he assumed the duties as host of Tiger Calls and play-by-play announcer for women's basketball and baseball.

Munson is a 1984 graduate of Appalachian State with a degree in communications. He was the play-by-play announcer at Appalachian State during the 1984-91 seasons.

Married on May 26, 1984, Munson and his wife, Elizabeth, have one daughter, Michelle.



PRESIDENT JAMES P. CLEMENTS



JAMES P. CLEMENTS

PRESIDENT
2ND SEASON AT CLEMSON
MARYLAND-BALTIMORE COUNTY '85

James P. Clements became Clemson University's 15th president on December 31, 2013. He is also a Professor in the School of Computing, College of Engineering and Science at Clemson. Under his leadership, Clemson has reached several milestones — the largest campus development initiative in university history, a record number of student applications with the strongest academic profile ever; and a record-breaking year in fundraising, with nearly \$170 million raised in private gifts since Clements joined the University.


Clements is a nationally recognized leader in higher education who currently serves as Chair of the Board of Directors for the Association of Public and Land-Grant Universities, North America's oldest higher education association. Annually, APLU's 235 member institutions enroll 4.7 million undergraduates and 1.3 million graduate students, award 1.1 million degrees and conduct \$41 billion in university-based research. He also represents APLU as a member of the American Council on Education (ACE) board and serves on the executive committee of the APLU's Commission on Innovation, Competitiveness and Economic Prosperity.

Clements is also Chair of the ACE Commission on Leadership; co-chairs the U.S. Department of Commerce's National Advisory Council on Innovation and Entrepreneurship (NACIE); serves on the executive

committee of the Business Higher Education Forum, and serves on the Council on Competitiveness. He previously served on the U.S. Commerce Department's Innovation Advisory Board, where he was the only university president in the country to serve in that role.

He holds a B.S. in Computer Science and an M.S. and Ph.D. in Operations Analysis from the University of Maryland Baltimore County, as well as an M.S. in Computer Science from Johns Hopkins University. He has published and/or presented more than 75 papers in the fields of computer science, higher education, information technology, project management and strategic planning. He also served as principal investigator or co-PI on more than \$15 million in research grants. Before he came to Clemson, Clements served as the president of West Virginia University for nearly five years.

Prior to his service at WVU, Clements served as Provost and Vice President for Academic Affairs, Vice President for Economic and Community Outreach, and the Robert W. Deutsch Distinguished Professor of Information Technology at Towson University, the second largest university in the University System of Maryland, where he was a four-time winner of the Faculty Member of the Year Award, given by Towson students. He also led the Center for Applied Information Technology, which was a strategic, entrepreneurial initiative for the university, chaired Towson's Department of Computer



and Information Sciences, and was a consultant to numerous private-sector companies. His Successful Project Management book is now in its 6th edition and is published in multiple languages and used in numerous countries.

Clements and his wife, Beth, have four children — Ty, Hannah, Maggie and Grace — and a son-in-law, Tanner Coombs.



DIRECTOR OF ATHLETICS DAN RADAKOVICH



DAN RADAKOVICH

**DIRECTOR OF ATHLETICS
3RD FULL SEASON AT CLEMSON
INDIANA (PA.) '80**

Named the 13th director of athletics in Clemson history on Dec. 1, 2012, Dan Radakovich has led the Tiger athletic department to high achievements both on the field and in the classroom while developing significant upgrades in finance and facilities.

Following a remarkable 2014-15, Radakovich was named a finalist for the SportsBusiness Journal Athletics Director of the Year Award.

In 2014-15, Clemson student-athletes posted the highest athletic department GPA in school history with a 3.02 cumulative average in the Fall semester, and its NCAA's Graduation Success Rate of 91 percent ranked third nationally among public institutions. Three programs were recognized by the NCAA for having top 10 percent APR marks, including football earning the honor for the fifth-consecutive year.

The football program recorded its fourth-consecutive 10-win season and Clemson earned NCAA Tournament appearances in men's and women's soccer, men's and women's tennis, track and field, baseball, rowing and men's golf. Additionally, the school won Atlantic Coast Conference titles in men's soccer, women's indoor track and women's outdoor track.

Since his arrival in December 2013, the athletic department has received approvals for \$158 million in facility improvements and increased spending on direct student-athlete development programs including nutrition, mental health and professional development by \$1.8 million. His department has increased overall revenue from \$69 million in fiscal year 2014 to \$79 million in FY15 and a projected \$85 million in FY16.

Radakovich came to Clemson with a wealth of experience after serving in significant athletic administrative roles at Miami (Fla.), Long Beach State, South Carolina and Louisiana State in addition to athletic directorships at American University and Georgia Tech. His administrative career spans over 26 years.

College football entered a new era in 2014 with the College Football Playoff, and he was at the forefront. He was one of 13 people, including one of only five FBS directors of athletics, to be named to the committee.

His selection to the committee is another testament to the level of respect he carries on a national basis. In 2012, he was named by NCAA President Mark Emmert as one of 10 directors of athletics to a new advisory commission charged with making recommendations for the future of NCAA rules and policies.

In his first full year as director of athletics in 2013-14, Clemson had a strong all-around performance on the field and in the classroom. Clemson was one of just three programs nationally to win at least 11 football games, 23 men's basketball games and 36 baseball games over the course of the academic year. Each of the Tiger sport programs exceeded the NCAA baseline standards for Academic Progress Rate, and six programs posted perfect 1000 single-year scores, including men's and women's cross country, diving, women's soccer, women's tennis and volleyball.

Six of Clemson's athletic teams and more than 53 percent of all student-athletes posted a 2014 spring semester GPA of 3.0 or better, and student-athletes earned a cumulative GPA of 2.90.

In 2013, the football team finished with an 11-2 mark, a No. 7 national ranking in the USA Today poll and a top-10 ranking in APR score. The men's basketball team reached the NIT semifinals in New York and the baseball team reached the NCAA Tournament for the 27th time in the last 28 years.

In women's sports, the tennis team reached the Sweet 16 of the NCAA Tournament for the eighth time in the last 10 years and the golf team finished with a No. 14 national ranking in its first year of competition.

Those programs, plus the men's golf, tennis and soccer teams, earned team bids to NCAA Tournaments. He has always been a director of action when it comes to facilities, and in his first year, projects were put in place at the West endzone of Memorial Stadium and a new player facility at Doug Kingsmore Stadium. He also announced plans for a rebuilt Littlejohn Coliseum.

The Tiger program had a strong finish to the 2012-13 academic year under Radakovich's guidance. It finished with eight different teams achieving top-25

status. There were two ACC Championships recorded by the women's track program. Both indoor track teams had top-25 finishes and both tennis teams had top-25 finishes in the spring.

Radakovich came to Clemson from Georgia Tech, where he served with distinction for six years (2006-12). Just Clemson's fifth director of athletics since 1940, he replaced Terry Don Phillips, who retired after over 10 years directing the program.

During his career at Georgia Tech, it had 51 teams advance to either NCAA Tourney play or bowl games in his six years. That includes five sports (football, women's basketball, softball, women's tennis, men's golf) that made the postseason every year. The baseball program missed just once.

A total of 11 different sports programs finished in the top 25 of at least one major poll 27 times. That includes a National Championship women's tennis program in 2007, just its second team title in history. There were 14 ACC titles celebrated in addition to nine regular-season conference or division titles.

The football program played in a bowl game each year he was at Georgia Tech, including the 2010 Orange Bowl, the program's first BCS-level bowl appearance since the 1967 Orange Bowl.

On an individual basis, the program had 51 first-team All-Americans in 10 sports, 30 academic All-Americans, two national coach-of-the-year selections and two national player-of-the-year selections. The program had 13 ACC Coach-of-the-Year and 13 ACC Player-of-the-Year choices as well.

The construction of new facilities or upgrades to existing ones was a focus of Radakovich's tenure with the Yellow Jacket program, and it certainly is at Clemson as well. The John & Mary Brock Football Practice Facility, which opened in 2011, and McCamish Pavilion, which opened for basketball in 2012, are two of the top facilities of their kind in college athletics.

Radakovich also initiated the Athletic Director's Initiative Fund, started in 2006, which raised cash and pledges of more than \$12 million.

The Aliquippa, Pa., native was first made aware of Tiger athletics through the basketball exploits of Butch Zatezalo, who was from the same town. Zatezalo was a three-time All-ACC Tiger whose legendary 25-point scoring nights received a lot of attention in Pennsylvania in the 1960s when Radakovich was a youth.

Prior to his tenure at Georgia Tech, Radakovich worked as a senior associate athletic director at Louisiana State from 2001-06. He had many responsibilities that dealt with the football program and worked closely with then Head Coach Nick Saban, including the year (2003) the Tigers won the National Championship.

He became a director of athletics for the first time at American University in Washington, D.C. in 2000.

Between the 1994-00 seasons, Radakovich served as chief financial officer at South Carolina. During that time, he worked with current Clemson football administrators Woody McCorvey and Brad Scott.

He gained experience on the West Coast from 1989-94, when he was a senior associate athletic director at Long Beach State. He got his start in administration at Miami (Fla.) in 1983 as the athletic business manager. Radakovich is a 1980 graduate of Indiana (Pa.), where he earned a bachelor of science degree in finance. He was also a football letterman and student coach with the Crimson Hawk program. He was enshrined into the Beaver County Sports Hall of Fame in 2008 and was recognized as a distinguished alumnus from Indiana (Pa.) in 2009.

He earned his master's degree in business administration from Miami (Fla.) in 1982.

Radakovich, born June 9, 1958, and his wife, Marcie, have two sons, Christian, a 2012 Georgia Tech graduate, and Grant, a student-athlete who plays football at Mercer.




THIS IS CLEMSON FOOTBALL



ERIC MAC LAIN IS ONE OF EIGHT CURRENT TIGERS TO EARN
AN UNDERGRADUATE DEGREE THROUGH MAY 2015.

VICKERY HALL



VICKERY FOOTBALL STAFF



STEVE DUZAN

Associate Athletic Director,
Athletic Academic Services



MATT LOMBARDI

Director of
Football Academic Services



ASHTON HENDERSON

Associate Director of
Football Academic Services



LUKE FIESER

Associate Director of
Football Academic Services

Since its inception in 1991, the Department of Athletic Academic Services, located in Vickery Hall, has provided Clemson student-athletes a continued commitment to excellence in its pursuit of an elite college education.

Vickery Hall has a staff of 17 full-time staff members, two interns and over 100 tutors, mentors and strategic tutors. In Vickery Hall, the mission is to address the total student-athlete by coaching our student-athletes to success in the academic, athletic and career arenas.

Clemson University has a long-standing vision and commitment to the personal and academic growth and development of its student-athletes. That vision established Vickery Hall, which was the first stand-alone facility in the country constructed solely to provide academic support to student-athletes.

The 27,000 square-foot, two-story, \$3 million structure is an aesthetically impressive structure that provides premier academic support and services.

Vickery Hall and its programs are dedicated to providing a holistic, educational experience by inspiring an environment of respect, integrity and excellence. Under the direction of the associate athletic director for athletic academic services, Steve Duzan, the staff guides and encourages each individual to reach his or her full potential as a student, athlete and citizen.


As an original member of the NCAA CHAMPS/Life Skills Program, Vickery Hall, in conjunction with the Department of Student-Athlete Development, provides opportunities and services to address the changing needs and skills of student-athletes during college, as well as after graduation.

The program has a strong tradition of success and was selected for the FBS Athletic Director's Association "Program of Excellence" Award, recognizing CHAMPS/Life Skills excellence.

The Vickery Hall staff is a major reason the Clemson football team is the only program in the nation to finish in the top 25 of both polls on the field and in the top 10 in terms of APR scores in the classroom each of the last four years. That includes top-15 rankings in both categories each of the last three seasons.

Clemson is one of only five FBS programs in the top-10 percent each of the last five years in terms of APR scores, joining Boise State, Duke, Northwestern and Rutgers.

RUNNING BACK C.J. DAVIDSON EARNED HIS DEGREE IN MAY 2015 AND IS ONE OF MANY WHO HAVE CONTRIBUTED TO CLEMSON'S OUTSTANDING SUCCESS IN APR SCORES.



INDOOR PRACTICE FACILITY

When fans envision an indoor practice facility like the one that was completed for the Tiger football team in 2013, certain stereotypes come to mind. Common perceptions are largely simplistic in nature, and the idea that a facility that is solely for game preparation, out of the gaze of onlookers and carries a large amount of importance seems crazy.

But the facility was never about football alone. In fact, the \$10 million structure serves to unify the athletic department, while providing Tiger football with a cutting-edge structure that helps complete a nationally-relevant program.

On its face, the facility does exactly what it purports to do...provide a place for Head Coach Dabo Swinney to take his team in case of inclement weather without disrupting a schedule of events that is packed full on a daily basis. It equips the Tigers with a lavish place to prepare for opponents in a game-like atmosphere.

It houses an 80,000-square-foot practice area that includes a full field, which is surrounded by ample sideline space to provide a comfortable environment.

In order to simulate a gameday experience, there is a fully-functional scoreboard inside the facility along with four play-clocks and a videoboard.

High above the fields, on the second story of the nearly 70-foot structure, is a long coaches platform so that practice can be viewed from above. In addition, by way of a short corridor, the platform extends to the back side of the building, so that any drills taking place outside on the other two fields can be seen from the building.

The indoor facility, which includes more than 5,000 square feet of support, also contains a small strength & conditioning area and a training room.

Clemson has also taken advantage of the WestZone at Memorial Stadium, completed in 2009. It is 150,000 square feet, including a two-floor strength training facility (14,000 square feet), among the nation's largest dedicated solely for football.

The equipment room was expanded to include, among other items, new offices and a new laundry room that encompasses approximately 6,000 square feet of space. The football staff offices and meeting rooms are

composed of approximately 4,000 square feet of existing space and more than 18,000 square feet of new space.


The facility includes offices for the head coach, assistant coaches and support staff along with position meeting rooms and a 150-seat auditorium with a sloped floor and theater seating.

The training room, located on the north side of the home team's locker room, was expanded to include a hydrotherapy room, offices and examination rooms. The training room is 6,200 square feet as well.

Prior to the 2012 season, over 8,000 square feet of enclosed space was added on the second level, which houses "The Paw," Clemson's training table.

In the summer of 2014, WestZone underwent further renovations, including refurbishing of the recruiting areas and added graphics.

Moving all football operations to the WestZone has opened up space in the Jervey and McFadden Buildings for the other 18 sports to improve their facilities for recruiting and have more office, training, conditioning and sports medicine space. This has enhanced the performance, both on and off the field, for all 19 sports.



STRENGTH & CONDITIONING



A significant aspect of Phase II of the WestZone project at Memorial Stadium was the construction of a new strength training facility on the first floor that is adjacent to the Clemson locker room and the Frank Howard Field playing surface.

For the first time, there is a strength training facility exclusively for the development of the Tiger football team. Director of Football Strength & Conditioning Joey Batson, who is in his 19th season at Clemson, makes sure that all Tiger gridders are ready to compete against the top teams in the nation. In his first 19 years in Tigertown, Clemson has played in 17 bowl games and he has coached 28 strength All-Americans on the gridiron.

It is the fourth major facilities construction since he joined the football program, an example of his desire to keep Clemson at the forefront of strength training.


The state-of-the-art facility has the best in all strength training equipment, not to mention the existence of a new sound system, nine flat-screen televisions and a nutrition station, supervised by Sports Nutritionist Lisa Chan, that give Tiger football players a pleasant atmosphere to accomplish the most strenuous work.

The strength training facility at Memorial Stadium actually has two floors. The first floor has all the free-weight equipment, including a dumbbell area, and the second floor has cardio equipment.

Batson has an extensive staff of strength & conditioning assistants — veteran Strength Coaches Larry

Greenlee, Paul Hogan and Adam Smotherman along with Graduate Assistant Rendrick Taylor and five stu-

dent administrative assistants, Cole Brock, Connor Guess, Drew McDuffie, Will Paruta and Steven Wilson.



STRENGTH & CONDITIONING



STRENGTH ALL-AMERICANS

- 1978 Rich Tuten, MG
- 1981 Jeff Davis, LB
Jeff Bryant, DT
Lee Nanney, OT
- 1983 William Perry, MG
- 1984 Kenny Flowers, TB
- 1985 Jim Riggs, TE
- 1986 Ty Granger, OT
- 1987 Danny Pearman, TE
- 1988 Donnell Woolford, DB
- 1989 Vince Taylor, LB
- 1990 Levon Kirkland, OLB
- 1991 Mike Brown, C
- 1992 Brentson Buckner, DT
- 1993 Stacy Seegars, OG
- 1994 Nelson Welch, PK
- 1995 Brian Dawkins, SS
- 1996 Raymond White, MG
- 1997 Lamont Hall, TE
- 1998 Jason Gamble, C
- 1999 Damonte McKenzie, DL
- 2000 Terry Jolly, DT
- 2001 Woodrow Dantzler, QB
T.J. Watkins, OG
Kyle Young, C
- 2002 Nick Eason, DT
- 2003 John Leake, LB
Gregory Walker, OT
- 2004 Leroy Hill, LB
- 2005 Steven Jackson, FB
- 2006 Dustin Fry, C
Anthony Waters, LB
- 2007 Cullen Harper, QB
- 2008 Chris Clemons, S
C.J. Spiller, RB
- 2009 Kevin Alexander, DE
Thomas Austin, OG
- 2010 Marcus Gilchrist, CB
- 2011 Tyler Shatley, DT
- 2012 Dalton Freeman, C
- 2013 Brandon Thomas, OT
Sammy Watkins, WR
- 2014 Stephone Anthony, LB
Grady Jarrett, DT

DEDICATION AWARD

- 1985 Kenny Flowers, TB
John Phillips, OG
- 1986 Ty Granger, OT
- 1987 Mark Drag, MG
- 1988 Jeff Bak, C
Mark Drag, MG
- 1989 Levon Kirkland, OLB
- 1990 Arthur Bussie, DT
Curtis Whitley, C
- 1991 Ashley Sheppard, OLB
- 1992 Warren Forney, DT
- 1993 Ed Glenn, TE
Stephon Wynn, TE
- 1994 Ed Glenn, TE
- 1995 Patrick Sapp, OLB
- 1996 Raymond White, MG
- 1997 Jason Gamble, C
- 1998 Jason Gamble, C
- 1999 Kyle Young, C
- 2000 Kyle Young, C
Nick Eason, DT
- 2001 Chad Carson, LB
Kyle Young, C
- 2002 Nick Eason, DT
Jackie Robinson, WR
- 2003 Tony Elliott, WR
J.J. Howard, DE
- 2004 Maurice Fountain, DE
Steven Jackson, FB
- 2005 Chip Myrick, OG
Anthony Waters, LB
- 2006 Chansi Stuckey, WR
Anthony Waters, LB
- 2007 Tyler Grisham, WR
Michael Hamlin, S
- 2008 Thomas Austin, OL
Kavell Conner, LB
- 2009 Kavell Conner, LB
Chad Diehl, FB
- 2010 Chad Diehl, FB
Marcus Gilchrist, CB
- 2011 Chad Diehl, FB
Coty Sensabaugh, CB
- 2012 Tajh Boyd, QB
Spencer Shuey, LB
- 2013 Tyler Shatley, OG
Spencer Shuey, LB
- 2014 Stephone Anthony, LB
Sam Cooper, TE



JOEY BATSON

**DIRECTOR OF STRENGTH & CONDITIONING
19TH SEASON AT CLEMSON
NEWBERRY '85**

Joey Batson is in his 30th year as a strength & conditioning coach at the collegiate level and 19th year as the director of strength training at Clemson. He has served as a head strength & conditioning coach 26 of his 30 years of service.

Batson was named Master Strength & Conditioning Coach by the Collegiate Strength & Conditioning Coaches Association (CSCCA) in 2009. The honor is the highest given in the profession.

He has had a strong impact on the program since he became director in 1997. He has had much to do with the success of the football program, helping the Tigers to 16 bowl games and nine top-25 finishes, including top-15 finishes each of the last three years. While at

Clemson, Batson has worked for three head football coaches and has had a tremendous impact throughout the state at many notable high school programs.

Not only does Batson bring professional experience to the position at Clemson, he brings experience as a football player at the collegiate level. The Travelers Rest, S.C. native was a tight end at The Citadel in 1979 before transferring to Newberry, where he was a two-year letterman and co-captain during his senior season.

Batson earned his bachelor of arts degree in physical education from Newberry in 1985 and his master's degree in education from Clemson in 1988.


He is married to the former Susan Malone of Greenville, S.C. They have two sons, Michael and Benjamin.

STRENGTH ASSISTANTS



LARRY GREENLEE

Assistant Director of
Strength & Conditioning



PAUL HOGAN

Senior Assistant Football
Strength & Conditioning Coach



ADAM SMOTHERMAN

Assistant Football
Strength & Conditioning Coach



RENDRICK TAYLOR

Graduate Assistant Football
Strength & Conditioning Coach

MEMORIAL STADIUM

LARGEST CAMPUS STADIUMS

Rk	School	Stadium	Capacity
1.	Michigan	Michigan Stadium	109,900
2.	Penn State	Beaver Stadium	107,282
3.	Ohio State	Ohio Stadium	104,944
4.	Texas A&M	Kyle Field	102,500
5.	Tennessee	Neyland Stadium	102,455
6.	Louisiana State	Tiger Stadium	102,321
7.	Alabama	Bryant-Denny Stadium	101,821
8.	Texas	Texas Memorial Stadium	100,119
9.	Southern California	Los Angeles Memorial Coliseum	93,607
10.	Georgia	Sanford Stadium	92,746
11.	UCLA	Rose Bowl	92,542
12.	Florida	Ben Hill Griffin Stadium	88,548
13.	Auburn	Jordan-Hare Stadium	87,451
14.	Nebraska	Memorial Stadium	87,091
15.	Florida State	Doak S. Campbell Stadium	82,300
16.	Oklahoma	Oklahoma Memorial Stadium	82,112
17.	Clemson	Memorial Stadium	81,500
18.	Notre Dame	Notre Dame Stadium	80,795
19.	Wisconsin	Camp Randall Stadium	80,321
20.	South Carolina	Williams-Brice Stadium	80,250

Clemson's Memorial Stadium has been held in high esteem for many years. Whether it be players from the 1940s and 1950s, opposing players from the 1970s and 1980s, or even professional players in the 1990s, the ambiance of this special setting is what college football is all about. And in 2013, BleacherReport.com rated Memorial Stadium as the third-best stadium in the nation.

The storied edifice added to its legend when the first meeting of father and son head coaches (Bowden Bowl I) took place before a record crowd of more than 86,000 fans in 1999. Clemson has been in the top 20 in the nation in average attendance 34 straight seasons. A crowd has exceeded 80,000 fans 70 times since the 1983 season. In 2014, Clemson was 15th in the nation in average home attendance.

The legend was further enhanced in 2014 when the Tigers had a perfect 7-0 record at home. Defending National Champions are 0-3 all-time at Memorial Stadium. Clemson had a 13-game winning streak at home from 2011 to 2012, setting a record for the facility. The Tigers were 26-2 in their 28 home games from 2011-14 as well. Clemson enters 2015 with a nine-game home winning streak, second in the nation behind the 14 by Boise State.

The facility's mystique is derived from its many traditions, which date to its opening in 1942, the legendary games and players, and Clemson's corresponding rate of success. The Tigers have won 275 games in 72 years and have won over 73 percent of the contests (275-101-7).

The stadium has definitely been good to the Tigers, but it was constructed against the advice of at least one coach. Before Head Coach Jess Neely left for Rice after the 1939 season, he gave Clemson a message.

"Don't ever let them talk you into building a big stadium," he said. "Put about 10,000 seats behind the YMCA. That's all you'll ever need."

Instead of following Neely's advice, Clemson officials decided to build the new stadium in a valley on the western

part of campus. The place took some clearing, as there were many trees, but luckily there were no hedges.

The crews went to work, clearing, cutting, pouring and forming. On Sept. 19, 1942, Memorial Stadium opened with Clemson defeating Presbyterian College 32-13. Those 20,000 seats installed for the opener would soon grow.

When the original part of the stadium was built in the early 1940s, much of the work was done by scholarship athletes, including football players. The first staking out



MEMORIAL STADIUM



DEATH VALLEY QUOTES

"Running down the Hill is still talked about everywhere I go. Players who played against Clemson when I was in college remember us running down the Hill and thinking we would gain some type of spirit on the field. The adrenaline rush was unbelievable for a Clemson player and quite a shock for the opponent on gameday."

Former Clemson All-American Jerry Butler

"I came here knowing it would be loud and Clemson would hit hard, but the noise was the biggest factor. I didn't concentrate as well because of it."

Herschel Walker after his only regular-season loss

"Howard's Rock has strange powers. When you rub it and run down the Hill, your adrenaline flows. It is the most emotional experience I have ever had."

All-American & six-time All-Pro Michael Dean Perry

"When Clemson players rub that Rock and run down the Hill, it's the most exciting 25 seconds in college football."

Brent Musburger, ABC Sports

"Death Valley really lives up to its image. I was impressed with this stadium. When you put over 80,000 people in there, it feels like they are on top of you. I'd hate to be whoever comes here to play Clemson."

San Francisco quarterback Steve Young

"Florida was loud in the swamp. But the loudest, not only stadium, but the loudest place I've ever been around in my life was Death Valley. I was yelling at the top of my lungs and I couldn't hear what I was saying. That place was unreal in how loud it was. I don't think I will ever be in a louder place."

Florida State quarterback Chris Rix

"In 2005, Memorial Stadium, commonly known as 'Death Valley,' reached an astounding 126 decibels when a packed crowd saw Charles Bennett's sack of Kyle Wright in the Tigers' game against Miami (Fla.). This level easily surpassed the old record of 121 decibels set by Louisiana State fans in Tiger Stadium, which holds nearly 11,000 more fans."

RealFootball365.com

"The game when I was a sophomore (in 2005) stands out for me. What an awesome place that is to play. I'll never forget that atmosphere, and I know for a fact I've never seen so much orange in one place. If you've never been there, going out on the field for the first time at Clemson is incredible."

Boston College quarterback Matt Ryan

"We go to a lot of great venues for college football, but this doesn't take a back seat to any place. In terms of the atmosphere, stadium, noise and facilities, this is a special place on a Saturday night."

ESPN commentator Todd Blackledge

TOP DEATH VALLEY CROWDS

Rk	Attendance	Date	Opponent	W-L	Score
1.	86,092	10-23-99	Florida State	L	14-17
2.	85,872	11-19-94	South Carolina	L	7-33
3.	85,187	11-18-00	South Carolina	W	16-14
4.	85,036	11-3-01	Florida State	L	27-41
5.	85,024	11-29-14	South Carolina	W	35-17
6.	84,869	10-20-01	North Carolina	L	3-38
7.	84,867	11-19-88	South Carolina	W	29-10
8.	84,576	9-17-88	Florida State	L	21-24
9.	84,513	11-24-12	South Carolina	L	17-27
10.	84,423	11-21-98	South Carolina	W	28-19

of the stadium was done by two members of the football team, A.N. Cameron and Hugh Webb. Webb returned to Clemson years later to be an architecture professor and Cameron went on to become a civil engineer in Louisiana.

The construction of Memorial Stadium did not proceed without problems. One afternoon during the clearing of the land, a young player proudly announced that he was not allergic to poison oak. He then proceeded to attack the poison oak with a swing blade, throwing the plants to and fro. The next day, the boy was swollen twice his size and was hospitalized.

There are many other stories about the stadium, including one that Frank Howard put a chew of tobacco in each corner as the concrete poured.

Howard said that the seeding of the grass caused a few problems. "About 40 people and I laid sod on the

field," he said. "After three weeks on July 15, we had only gotten halfway through.

"I told them that it had taken us three weeks to get that far and I would give them three more weeks' pay for however long it took. I also told them we would have 50 gallons of ice cream when we got through. After that, it took them three days to do the rest of the field. Then we sat down in the middle of the field and ate up that whole 50 gallons."

Howard said that on the day of the first game in the stadium, "the gates were hung at 1 p.m. and we played at 2 p.m." But that would be all of the construction for awhile. Then in 1958, 18,000 sideline seats were added, and in 1960, 5,658 West endzone seats were added in response to increasing attendance. With the large East endzone ("Green Grass" section), this expansion increased capacity to 53,000.

Later, upper decks were added to each side of Memorial Stadium as crowds swelled - the first in 1978 and the second in 1983. It increased capacity to over 80,000, which makes it one of the nation's largest on-campus stadiums. In 2006, the WestZone was added, an area that contains locker rooms and a luxury club level that holds over 1,000 seats.

The effect that inflation has had can be dramatically seen in the differences in stadium construction. The original part of Memorial Stadium was built at a cost of only \$125,000, or \$6.25 per seat. Memorial Stadium's newest upper deck was finished in 1983 at a cost of

\$13.5 million, or \$866 per seat.

Through the years, Memorial Stadium has become known as "Death Valley." It was tagged by the late Presbyterian College Coach Lonnie McMillian in the late 1940s. After bringing his teams to Clemson for years and getting whipped, he said the place was like "Death Valley." A few years later, the name stuck.

In 1974, the playing surface was named Frank Howard Field for the legendary coach because of his long service and dedication to Clemson University.

Luckily, it wasn't built behind the YMCA.



RUNNING DOWN THE HILL



What has been described as “the most exciting 25 seconds in college football” from a color and pageantry standpoint actually started out as a matter-of-fact entrance, mainly because of necessity.

The first 20,000 seats in Memorial Stadium were built and ready for use before the 1942 season, less than a year after Pearl Harbor was bombed and the United States was drawn into World War II.

The shortest entry into Memorial Stadium was a short walk down Williamson Road from Fike Fieldhouse’s dressing rooms to a gate at the top of the Hill, located behind the East endzone. There were no dressing facilities inside the West endzone of Memorial Stadium...there was only a giant clock, where the hands turned, and a scoreboard that was operated by hand.

The team would dress in Fike Fieldhouse, walk down Williamson Road, come in the gate underneath where the scoreboard now stands and jog down the Hill for its warmup exercises. There was no fanfare, no cannon shot fired, no Tiger Paw flag, no “Tiger Rag” played...just the team making its entrance and lining up to do the side-straddle hop. That is the way things went for the next 25 years.

Either in 1964 or 1965, Sam Jones, a member of the class of 1919, made a trip to California. He stopped at a spot in Death Valley, Calif. and picked up a white flint rock. He presented it to Head Coach Frank Howard as being from Death Valley, California to Death Valley, South Carolina.

The rock laid on the floor in Howard’s office in Fike

Fieldhouse for years. One day, he was cleaning up his office and told Gene Willimon, who was executive secretary of IPTAY, to “take this rock and throw it over the fence or out in the ditch...do something with it, but get it out of my office!”

Willimon did not think that was the way a rock should be treated. After all, it had been brought over 1,900 miles by a very sincere Tiger fan.

By the mid-1960s, Memorial Stadium was living up to its moniker (“Death Valley”) because of the number of Tiger wins that had been recorded there. Actually, the name was first used by Lonnie McMillian, head coach at Presbyterian College during the 1940s.


McMillian and the other Blue Hose coaches before him opened each season by playing at Clemson. Seldom scoring (24 shutouts in 39 games) and with only three wins and four ties to show for it, his teams were getting “killed” by the Tigers regularly.

In 1948, McMillian made the comment to the press that he was taking his team to play Clemson in “Death Valley.” An occasional reference to Memorial Stadium by that name could be heard the next four years, but when Howard started calling it “Death Valley” in the 1950s, the name took off like wildfire. Clemson celebrated its 73rd year in the “Valley” in 2014 with a 7-0 home record, one of seven FBS schools with a perfect home record.


But getting back to Howard’s Rock.

It was mounted on a pedestal at the top of the Hill on the East side of the stadium. It was unveiled Sept. 24, 1966, when Clemson played Virginia. The Tigers trailed by 18 points with 17 minutes left and came back to win

40-35 on a 75-yard pass from Jimmy Addison to Jacky Jackson in the fourth quarter. That was quite a debut for the Rock.



RUNNING DOWN THE HILL



The team members started rubbing Howard's Rock prior to running down the Hill on Sept. 23, 1967, a day when Clemson defeated Wake Forest by a score of 23-6.

Prior to running down the Hill, Howard told his players, "If you're going to give me 110 percent, you can rub that Rock. If you're not, keep your filthy hands off it!"

Howard told of the incident the following day on his television show, and the story became legend.

When Hootie Ingram succeeded Howard as head coach in 1970, he made the logical decision that the team would make its final entrance out of the new dressing room in the West endzone. In all home games during the 1970 and 1971 seasons and the first four games of 1972 when the Tigers did not run down the Hill, their combined record was 6-9.


The seniors, led by Ben Anderson, decided they wanted to come down the Hill prior to the South Carolina contest, the finale of the 1972 season. The result, in a cold, freezing rain, was a 7-6 victory when Jimmy Williamson knocked down a two-point conversion attempt, which preserved the narrow win.

Clemson has made the entrance every home game since 1942, except for the years mentioned above and the first game of 1973 (374 times entering 2015).

After final warmups, the team gathers back in its dressing room under the West endzone stands for its final game instructions. Approximately 10 minutes prior to kickoff, the team boards three buses, rides around behind the North stands to the East endzone and disembarks to the top of the Hill behind Howard's Rock.

At the appointed time, the cannon booms, and led by a giant Tiger Paw flag carried by cheerleaders and Rally Cats, the band forms two lines for the team to run between and strikes up "Tiger Rag"...the frenzy starts in all sincerity and usually lasts for three hours.


It is a tradition that has inspired Clemson players for many years. Yahoo! Sports agrees, as it rated it the best entrance in the nation in 2014.



2014 NFL TIGERS

Player	Pos.	Team	NFL Years	CU Years
Dwayne Allen	TE	Colts	3	2009-11
Da'Quan Bowers	DL	Buccaneers	4	2008-10
Andre Branch	DE	Jaguars	3	2008-11
Bashaud Breeland	CB	Redskins	1	2011-13
Jaron Brown	WR	Cardinals	2	2009-12
Kourtnei Brown	DE	Texans	3	2007-11
Martavis Bryant	WR	Steelers	1	2011-13
Cezdon Butler	CB	Buccaneers	5	2006-09
Chandler Catanzaro	PK	Cardinals	1	2010-13
Chris Clemons	S	Cardinals	6	2005-08
Kavell Conner	LB	Chargers	5	2006-09
Andre Ellington	RB	Cardinals	2	2009-12
Dalton Freeman	C	Jets	2	2009-12
Marcus Gilchrist	DB	Chargers	4	2007-10
Malliciah Goodman	DE	Falcons	2	2009-12
Chris Hairston	OT	Bills	4	2007-10
DeAndre Hopkins	WR	Texans	2	2010-12
Jarvis Jenkins	DT	Redskins	4	2007-10
Byron Maxwell	CB	Seahawks	4	2007-10
Jonathan Meeks	S	Bills	2	2009-12
Antoine McClain	OT	Bears	2	2009-12
Michael Palmer	TE	Steelers	5	2006-09
Ricky Sapp	DE	Texans	5	2006-09
Coty Sensabaugh	CB	Titans	3	2008-11
Tyler Shatley	OG	Jaguars	1	2010-13
C.J. Spiller	RB	Bills	5	2006-09
Brandon Thomas	OT	49ers	1	2010-13
Brandon Thompson	DT	Bengals	3	2008-11
Sammy Watkins	WR	Bills	1	2011-13
Charlie Whitehurst	QB	Titans	9	2002-05

SAMMY WATKINS



FORMER NFL TIGER GREATS


BENNIE CUNNINGHAM




LEVON KIRKLAND




TREVOR PRYCE



TERRY ALLEN



SUPER BOWL CHAMPIONS



DWIGHT CLARK

Player	Pos.	Year(s)	Team
Dan Benish	DT	1987	Redskins
Jeff Bostic	C	1982,87,91	Redskins
Dwight Clark	WR	1981,84	49ers
Bennie Cunningham	TE	1978,79	Steelers
Ty Davis	CB	1986	Giants
Nick Eason	DT	2008	Steelers
Terrence Flagler	RB	1988,89	49ers
Steve Fuller	QB	1985	Bears
Chris Gardocki	P	2005	Steelers
Andy Headen	LB	1986	Giants
Tony Horne	WR	1999	Rams
Terry Kinard	FS	1986	Giants
Bill Mathis	RB	1968	Jets
Byron Maxwell	CB	2013	Seahawks
Dexter McCleon	CB	1999	Rams
John McMakin	TE	1974	Steelers
William Perry	MG	1985	Bears
Trevor Pryce	DT	1997,98	Broncos
Archie Reese	DT	1981	49ers
Wayne Simmons	LB	1996	Packers
Jim Stuckey	DT	1981,84	49ers
James Trapp	DB	2000	Ravens
Anthony Waters	LB	2009	Saints
Charlie Waters	S	1971,77	Cowboys

Note: Years reflect regular seasons.



PRO BOWL PLAYERS

Year	Player	Pos.	Team
1952	Ray Mathews	HB	Steelers
1955	Ray Mathews	HB	Steelers
1961	Bill Hudson	DT	Chargers
	Bill Mathis	RB	Jets
	Harold Olson	OT	Bills
1963	Bill Mathis	RB	Jets
1976	Charlie Waters	S	Cowboys
1977	Charlie Waters	S	Cowboys
1978	Charlie Waters	S	Cowboys
1980	Jerry Butler	WR	Bills
1981	Dwight Clark	WR	49ers
1982	Dwight Clark	WR	49ers
1983	Jeff Bostic	C	Redskins
1985	Dale Hatcher	P	Rams
	Kevin Mack	RB	Browns
1987	Kevin Mack	RB	Browns
1988	Terry Kinard	S	Giants
	Johnny Rembert	LB	Patriots
1989	Michael Dean Perry	DT	Browns
	Johnny Rembert	LB	Patriots
	David Treadwell	PK	Broncos
1990	Michael Dean Perry	DT	Browns
1991	Michael Dean Perry	DT	Browns
1993	Michael Dean Perry	DT	Browns
	Donnell Woolford	CB	Bears
1994	Chester McGlockton	DT	Raiders
	Michael Dean Perry	DT	Browns
1995	Chester McGlockton	DT	Raiders
1996	Terry Allen	TB	Redskins
	Chris Gardocki	P	Colts
	Levon Kirkland	LB	Steelers
	Chester McGlockton	DT	Raiders
	Michael Dean Perry	DT	Broncos
1997	Levon Kirkland	LB	Steelers
	Chester McGlockton	DT	Raiders
1998	Ed McDaniel	LB	Vikings
1999	Brian Dawkins	S	Eagles
	Trevor Pryce	DT	Broncos
2000	Trevor Pryce	DT	Broncos
2001	Brian Dawkins	S	Eagles
	Trevor Pryce	DT	Broncos
2002	Brian Dawkins	S	Eagles
	Trevor Pryce	DT	Broncos
2004	Brian Dawkins	S	Eagles
2005	Brian Dawkins	S	Eagles
2006	Brian Dawkins	S	Eagles
	Justin Miller	KR	Jets
2008	Brian Dawkins	S	Eagles
2009	Brian Dawkins	S	Broncos
2011	Brian Dawkins	S	Broncos
2012	C.J. Spiller	RB	Bills

Note: Years reflect regular seasons.

BRIAN DAWKINS



ALL-AMERICANS

CONSENSUS ALL-AMERICANS

Year	Player	Pos.
1967	Harry Olszewski	G
1974	Bennie Cunningham	TE
1979	Jim Stuckey	DT
1981	Jeff Davis	LB
	Terry Kinard	FS
1982	Terry Kinard	FS
1983	William Perry	MG
1986	Terrence Flagler	RB
1987	David Treadwell	PK
1988	Donnell Woolford	CB
1990	Stacy Long	OT
1991	Jeb Flesch	OG
	Levon Kirkland	LB
1993	Stacy Seegars	OG
1997	Anthony Simmons	LB
2000	Keith Adams	LB
2005	Tye Hill	CB
2006	Gaines Adams	DE
2009	C.J. Spiller	RB
2010	Da'Quan Bowers	DE
2011	Dwayne Allen	TE
2013	Vic Beasley	DE
2014	Vic Beasley	DE

AP ALL-AMERICANS

Year	Player	Pos.
1939	Banks McFadden	B
1959	Lou Cordileone	L
1974	Bennie Cunningham	TE
1978	Jerry Butler	WR
1979	Jim Stuckey	DT
1981	Terry Kinard	FS
1982	Terry Kinard	FS
1987	David Treadwell	PK
1990	Stacy Long	OT
1991	Jeb Flesch	OG
1993	Stacy Seegars	OG
1997	Anthony Simmons	LB
2000	Keith Adams	LB
2006	Gaines Adams	DE
2009	C.J. Spiller	AP
2010	Da'Quan Bowers	DE
2011	Dwayne Allen	TE
	Sammy Watkins	AP
2014	Vic Beasley, DE	DE

Note: First-team selections only.

VIC BEASLEY WAS A CONSENSUS ALL-AMERICAN HIS FINAL TWO YEARS (2013,14) AT CLEMSON, JOINING TERRY KINARD AS THE ONLY TIGERS TO DO SO IN MULTIPLE SEASONS.

ALL-AMERICANS

MULTI-YEAR ALL-AMERICANS

Player	Pos.	Years
Joe Blalock	WR	1940,41
Bennie Cunningham	TE	1974,75
Joe Bostic	OG	1977,78
Terry Kinard	FS	1981,82
William Perry	MG	1982-84
John Phillips	OG	1986,87
Donnell Woolford	CB	1987,88
Stacy Long	OT	1989,90
Chris Gardocki	PK	1989,90
Levon Kirkland	LB	1990,91
Stacy Seegars	OG	1992,93
Anthony Simmons	LB	1995-97
Keith Adams	LB	1999,00
Kyle Young	C	2000,01
Sammy Watkins	WR	2011-13
Vic Beasley	DE	2013,14

Note: First-team selections only.


Year	Player	Pos.	AP	UPI	FC	FW	WC	SN	FN	Other
1928	O.K. Pressley	C								Heisman ⁽³⁾ , NEA ⁽³⁾
1939	Banks McFadden	B	1	3	1	1				Colliers ⁽¹⁾ , NEA ⁽¹⁾
1940	Joe Blalock	E		2						Hearst ⁽¹⁾
1941	Joe Blalock	E		2		1			1	Central Press ⁽¹⁾
1945	Ralph Jenkins	C	3							INS ⁽¹⁾
1948	Bobby Gage	B								INS ⁽¹⁾
1950	Jackie Calvert	S	2							NEA ⁽¹⁾
1952	Tom Barton	OL		2						
1955	Joel Wells	RB		3						
1959	Lou Cordileone	OL	1				1			
1966	Wayne Mass	OL		2						Dell Sports ⁽¹⁾
1967	Harry Olszewski	OG	2	1	1	1	1	2		
1970	Dave Thompson	OG		2						NEA ⁽¹⁾
1974	Bennie Cunningham	TE	1	1	1			1		
1975	Bennie Cunningham	TE					1	1		Time ⁽¹⁾
1977	Joe Bostic	OG	3			1			3	
1978	Joe Bostic	OG	2	2					1	
	Jerry Butler	WR	1				1			NEA ⁽²⁾
	Steve Fuller	QB	3							
1979	Jim Stuckey	DT	1	1		1		1		
1980	Obed Ariri	PK								NEA ⁽²⁾
1981	Jeff Davis	LB	2	1	1	1	1		1	
	Terry Kinard	FS	1			1				NEA ⁽¹⁾
	Perry Tuttle	WR						1	2	
	Jeff Bryant	DT							2	
	Lee Nanney	OT		2						
1982	* Terry Kinard	FS	1	1	1	1	1	1	1	
	William Perry	MG	3							
	Johnny Rembert	LB	3						3	
1983	William Perry	MG	1	1		1	1		2	
	James Robinson	DT						2		
	James Farr	OG	3							
1984	William Perry	MG	3	1			1		1	
	Dale Hatcher	P						2		
	Donald Igwebuike	PK	3							
1985	Steve Reese	OG							2	
1986	Terrence Flagler	RB	3			1			3	
	John Phillips	OG		1				2	2	
1987	Michael Dean Perry	DT		2		1		2	2	
	John Phillips	OG	2						3	
	David Treadwell	PK	1	1	1		1	1	1	
	Donnell Woolford	CB	3		1			2		
1988	Donnell Woolford	CB		1	1	1	1	1	2	
1989	Stacy Long	OT	3						1	
	Chris Gardocki	PK	3							
1990	Stacy Long	OT	1	1	1	1			1	
	Chris Gardocki	PK	2	2					3	
	Levon Kirkland	LB	2	2					3	

Year	Player	Pos.	AP	UPI	FC	FW	WC	SN	FN	Other
1991	Jeb Flesch	OG	1	1			1	2	1	
	Levon Kirkland	LB		2	1		1	1	2	SH ⁽¹⁾
	Rob Bodine	MG	2			1		2		CP ⁽²⁾
	Ed McDaniel	LB	3							CP ⁽¹⁾
1992	Stacy Seegars	OG	2	2					3	
	Nelson Welch	PK	3							
1993	Stacy Seegars	OG	1	2			1	1	1	CP ⁽²⁾
1995	Brian Dawkins	S	2					2		
	Anthony Simmons	LB	3							
1996	Anthony Simmons	LB	3					1	2	
1997	Anthony Simmons	LB	1		1			1	2	CP ⁽²⁾
	Jim Bundren	OT	3					3	2	
1998	Antwan Edwards	CB	3						3	Football Digest ⁽¹⁾
1999	Keith Adams	LB	2					3	1	CBS Sportsline ⁽²⁾
2000	Keith Adams	LB	1				1	1	1	CNN ⁽¹⁾
	Kyle Young	C						3	2	
	Robert Carswell	FS	3					3		
	Rod Gardner	WR								Gannett ⁽¹⁾ , CP ⁽¹⁾
2001	Kyle Young	C						3	3	
2002	Brian Mance	CB						4		
2004	Justin Miller	KR							2	Rivals ⁽²⁾ , CNN ⁽¹⁾
	Leroy Hill	LB	3							Rivals ⁽¹⁾
2005	Tye Hill	CB	2				1	1	2	Rivals ⁽¹⁾ , ESPN ⁽¹⁾
2006	* Gaines Adams	DE	1		1	1	1	1	1	Rivals ⁽¹⁾ , ESPN ⁽¹⁾
	Nathan Bennett	OG	3							
2007	Barry Richardson	OT					2		1	
	Chris McDuffie	OG						2		
2009	* C.J. Spiller	RB	1		1	1	1	1	1	Rivals ⁽¹⁾ , ESPN ⁽¹⁾
	DeAndre McDaniel	S			1			3		Steele ⁽¹⁾ , CBS ⁽¹⁾
	Thomas Austin	OG						3		
2010	* Da'Quan Bowers	DE	1		1	1	1	1	1	Rivals ⁽¹⁾ , ESPN ⁽¹⁾
	DeAndre McDaniel	S								Rivals ⁽³⁾ , Steele ⁽³⁾
2011	Dwayne Allen	TE	1			1				ESPN ⁽¹⁾ , SI ⁽¹⁾ , Steele ⁽¹⁾ , CBS ⁽²⁾
	Sammy Watkins	WR	1							Fox Sports ⁽¹⁾ , SI ⁽¹⁾ , Steele ⁽²⁾
	Andre Branch	DE	3				2			CBS Sports ⁽²⁾ , SI ⁽²⁾ , Steele ⁽²⁾
2012	Tajh Boyd	QB			1					Lindy's ⁽³⁾
	Dalton Freeman	C	2		1		2			Scout ⁽²⁾ , Steele ⁽²⁾
	Sammy Watkins	WR								CP ⁽¹⁾
	DeAndre Hopkins	WR	3							CBS Sports ⁽²⁾ , Lindy's ⁽²⁾ , Scout ⁽²⁾ , Steele ⁽²⁾
2013	Vic Beasley	DE	2			2	1	1		CBS Sports ⁽¹⁾ , SI ⁽¹⁾ , USA ⁽¹⁾ , Steele ⁽²⁾
	Sammy Watkins	WR	2		1			2		CBS Sports ⁽²⁾ , Lindy's ⁽²⁾ , Steele ⁽²⁾ , USA ⁽²⁾
2014	Vic Beasley	DE	1		1	2	1			CBS Sports ⁽²⁾ , USA ⁽²⁾ , Scout ⁽²⁾ , Steele ⁽²⁾
	Grady Jarrett	DT								Athlon ⁽³⁾

* - unanimous All-American; WC - Walter Camp; NEA - Newspaper Enterprise of America; SH - Scripps-Howard; CP - College & Pro Football Weekly; INS - International News Service

FIRST-ROUND DRAFT PICKS

VIC BEASLEY
Two-Time Consensus All-American



Year	Player	Pos.	Pick	Team
1939	Banks McFadden	B	4	Dodgers
1949	Bobby Gage	RB	6	Steelers
1960	Lou Cordileone	L	12	Giants
1976	Bennie Cunningham	TE	28	Steelers
1979	Jerry Butler	WR	5	Bills
	Steve Fuller	QB	23	Chiefs
1980	Jim Stuckey	DT	20	49ers
1982	Jeff Bryant	DT	6	Seahawks
	Perry Tuttle	WR	19	Bills
1983	Terry Kinard	FS	10	Giants
1985	William Perry	MG	22	Bears
1987	Terrence Flagler	TB	25	49ers
1989	Donnell Woolford	CB	11	Bears
1992	Chester McGlockton	DT	16	Raiders
1993	Wayne Simmons	OLB	15	Packers
1997	Trevor Pryce	DE	28	Broncos
1998	Anthony Simmons	ILB	15	Seahawks
1999	Antwan Edwards	CB	25	Packers
2001	Rod Gardner	WR	15	Redskins
2006	Tye Hill	CB	15	Rams
2007	Gaines Adams	DE	4	Buccaneers
2010	C.J. Spiller	RB	9	Bills
2013	DeAndre Hopkins	WR	27	Texans
2014	Sammy Watkins	WR	4	Bills
2015	Vic Beasley	DE	8	Falcons
	Stephone Anthony	LB	31	Saints



OFFENSIVE LINEMAN TRADITION

CHRIS HAIRSTON



2 Number of years **Dalton Freeman** (2011,12) and **Kyle Young** (2000,01) were finalists for the Rimington Trophy, which is given to the top center in the nation.

3 Number of consecutive years **Kyle Young** was named a First-Team Verizon Academic All-American, just the second three-time selection among offensive linemen in college football history. Young was also a two-time All-American on the field.

7 Number of two-time All-ACC offensive linemen Clemson has had in the last decade. **Brandon Thomas** continued the tradition in 2012,13.

10 Number of times in the last 27 seasons Clemson has led the ACC in rushing, thanks in part to the play of the offensive line.

14 Number of years in the last 30 seasons Clemson has had an All-America offensive lineman.

49 Number of games center **Dalton Freeman** (2009-12) started in his career, a school record.

HONORS

OUTLAND TROPHY FINALISTS

Stacy Long, OT 1990

RIMINGTON TROPHY FINALISTS

Kyle Young, C 2000,01
Dalton Freeman, C 2011,12

ALL-AMERICANS

O.K. Pressley, C 1928
Ralph Jenkins, C 1945
Tom Barton, OG 1952
Wayne Mass, OT 1966
Harry Olszewski, OG 1967
Dave Thompson, OG 1970
Joe Bostic, OG 1977,78
Lee Nanney, OT 1981
James Farr, OG 1983
Steve Reese, OG 1985
John Phillips, OG 1986,87
Stacy Long, OT 1989,90
Jeb Flesch, OG 1991
Stacy Seegars, OG 1992,93
Jim Bundren, OT 1997
Kyle Young, C 2000,01
Nathan Bennett, OG 2006
Barry Richardson, OT 2007
Chris McDuffie, OG 2007

Thomas Austin, OG 2009
Dalton Freeman, C 2012

ACC JACOBS BLOCKING TROPHY

Wayne Mass, OT 1966
Harry Olszewski, OG 1967
Joe Bostic, OG 1977
Lee Nanney, OT 1981
James Farr, OG 1983
John Phillips, OG 1987

ALL-CONFERENCE PLAYERS

O.L. Derrick, OG 1903-05
W.A. Schilleter, OT 1913
Mutt Gee, C 1917
L.M. Lightsey, OT 1919,20,22
R.C. Potts, OG 1919
O.K. Pressley, C 1928
Tom Brown, OT 1935
Charlie Woods, C 1937
Ralph Jenkins, C 1944,45
Bill Thomas, C 1958
Ted Bunton, C 1963
Don Chuy, OG 1963
Billy Weaver, OG 1963
Johnny Boyette, OT 1965
Wayne Mass, OT 1966,67

Harry Olszewski, OG 1966,67
Joe Lhotsky, OT 1968
Dave Thompson, OG 1970
Ken Peeples, OT 1973,74
Joe Bostic, OG 1977,78
Lacy Brumley, OT 1977
Steve Kenney, OT 1978
Jeff Bostic, OG 1979
Lee Nanney, OT 1980,81
Tony Berryhill, C 1981
James Farr, OG 1983
Steve Reese, OG 1984,85
John Phillips, OG 1986,87
Jeff Nunamacher, OT 1987,88
Stacy Long, OT 1989,90
Hank Phillips, C 1989
Jeb Flesch, OG 1989-91
Eric Harmon, OG 1990
Mike Brown, C 1991
Bruce Bratton, OT 1991
Stacy Seegars, OG 1992,93
Will Young, OG 1995
Dwayne Morgan, OT 1995
Jim Bundren, OT 1996,97
Glenn Rountree, OG 1996,97
Jamie Trimble, C 1996
Holland Postell, OT 1998

Corey Hulse, OG 1998
Kyle Young, C 2000,01
Will Merritt, OG 2000,01
Akil Smith, OT 2001
Gregory Walker, OT 2003
Roman Fry, OG 2005
Nathan Bennett, OG 2006
Barry Richardson, OT 2006,07
Dustin Fry, C 2006
Chris McDuffie, OG 2007
Thomas Austin, OL 2008,09
Chris Hairston, OT 2009,10
Dalton Freeman, C 2011,12
Brandon Thomas, OT 2012,13

ACC 50-YEAR SELECTIONS

Joe Bostic, OG 1975-78

NFL PLAYERS

Thomas Austin, OG 2010-13
Nathan Bennett, OG 2007,08
Jeff Bostic, C 1980-93
Joe Bostic, OG 1979-88
Jim Bundren, OT 1998-00
Don Chuy, OG 1963-69
Brian Clark, OG 1982
Chris Dolce, OG 1983

James Farr, OG 1984,85
Dalton Freeman, C 2013,14
Dustin Fry, C 2007,08,09
Chris Hairston, OT 2011-14
Ricky Harrell, C 1973
Corey Hulse, OG 2001,03-06
Ralph Jenkins, C 1947
Steve Kenney, OT 1979-86
Wayne Mass, OT 1968-72
Jim McCanless, OG 1960
Antoine McClain 2012-14
Dwayne Morgan, OT 2003
Wayne Mulligan, C 1969-75
Harold Olson, OT 1960-64
Harry Olszewski, OG 1969,70
Bob Patton, OT 1952
Ken Peeples, OG 1975
Barry Richardson, OT 2008-13
Glenn Rountree, OG 1999
Tyler Shatley, OG 2014
Brandon Thomas, OT 2014
Dave Thompson, OG 1971-75
Gregory Walker, OG 2004
Curtis Whitley, C 1992-97

SUPER BOWL CHAMPIONS

Jeff Bostic, Redskins 1982,87,91

RECEIVER TRADITION

CHANSI STUCKEY

1 Number of tight ends named to the ACC 50-Year Anniversary team. The only pick was former Tiger **Bennie Cunningham**, an All-America tight end in 1974 and 1975.

4 Selection in the first round by **Sammy Watkins** in the 2014 NFL draft by the Bills, tied for the highest draft pick in Tiger history.

7 Number of First-Team All-ACC selections Clemson has had at the receiver position in the last six years.

11 Number of ACC reception-yardage champions Clemson has had. That includes **DeAndre Hopkins** in 2012 and **Sammy Watkins** in 2013.

34 Former Clemson players had 34 receiving touchdowns during the 2014 NFL season, second among all schools. Eight different former Tigers had touchdown receptions, also second nationally.

50 **Dwayne Allen** won the John Mackey Award as the nation's top tight end in 2011 after totaling 50 receptions, eight of which went for touchdowns.

97 Former Tiger **DeAndre Hopkins** caught 97 percent of the passes thrown to him last year for the Houston Texans, best in the NFL.

240 Number of catches **Sammy Watkins** totaled in his career from 2011-13, second in ACC history.

982 **Sammy Watkins** had 982 receiving yards as a rookie in 2014 for the Buffalo Bills. He was named NFL Rookie of the Month in October.

HONORS

JOHN MACKEY AWARD WINNER

Dwayne Allen 2011

SPORTING NEWS NATIONAL FOTY

Sammy Watkins 2011

WALTER CAMP AWARD SEMIFINALISTS

Sammy Watkins 2011

BILETNIKOFF AWARD FINALISTS

Sammy Watkins 2013

BILETNIKOFF AWARD SEMIFINALISTS

Tony Horne 1997
Rod Gardner 2000
Sammy Watkins 2011
DeAndre Hopkins 2012

ALL-AMERICANS

Joe Blalock 1940,41
Bennie Cunningham 1974,75
Jerry Butler 1978
Perry Tuttle 1981

Rod Gardner 2000
Dwayne Allen 2011
Sammy Watkins 2011-13
DeAndre Hopkins 2012

ALL-CONFERENCE PLAYERS

Hope Sandler 1902
Gus Goins 1938
Joe Blalock 1939-41
Chip Clark 1942
Glenn Smith 1950,51
Dreher Gaskin 1953
Scott Jackson 1954
Dalton Rivers 1956
Ray Masneri 1957,58
Gary Barnes 1959
Tommy King 1961
Charlie Waters 1969
John McMakin 1971
Bennie Cunningham 1974,75
Jerry Butler 1977,78
Perry Tuttle 1980,81
Frank Magwood 1982

K.D. Dunn 1983
Jim Riggs 1985,86
Terrance Roulhac 1984
Terry Smith 1991
Lamont Hall 1996
Tony Horne 1997
Rod Gardner 1999,00
Airese Currie 2004
Chansi Stuckey 2005,06
Aaron Kelly 2007,08
Jacoby Ford 2009
Michael Palmer 2009
Dwayne Allen 2011
Sammy Watkins 2011,13
Brandon Ford 2012
DeAndre Hopkins 2012

ACC 50-YEAR SELECTIONS

Jerry Butler 1975-78
Bennie Cunningham 1973-75

NFL PLAYERS

Dwayne Allen 2012-14
Gary Barnes 1961-67
Shelton Boyer 1987
Jaron Brown 2013,14
Martavis Bryant 2014
Jerry Butler 1979-87
Dwight Clark 1979-87
James Coley 1990,91
Bennie Cunningham 1976-85
Airese Currie 2005,06
K.D. Dunn 1985-88
Jacoby Ford 2010-13
Rod Gardner 2001-06
Tyler Grisham 2009
Lamont Hall 1999-05
Derrick Hamilton 2004,05
DeAndre Hopkins 2013,14
Tony Horne 1998-00
Keith Jennings 1989-97
Ray Mathews 1951-60
John McMakin 1972-76

Michael Palmer 2010-14
Bob Poole 1964-67
Jim Riggs 1987-93
Stan Rome 1979-82
Larry Ryans 1993,96
Chansi Stuckey 2007-10
Rendrick Taylor 2010
Doug Thomas 1991-93
Perry Tuttle 1982-88
Joey Walters 1977-87
Sammy Watkins 2014
Ray Williams 1987
Kevin Youngblood 2006

PRO BOWL PLAYERS

Jerry Butler 1980
Dwight Clark 1981,82

SUPER BOWL CHAMPIONS

Dwight Clark, 49ers 1981,84
Bennie Cunningham, Steelers 1977,78
John McMakin, Steelers 1974
Tony Horne, Rams 1999



QUARTERBACK TRADITION

TAJH BOYD

1 In 2001, **Woodrow Dantzler** became the first quarterback in NCAA history to pass for 2,000 yards and rush for 1,000 yards in one year.

4 Number of victories without a loss **Charlie Whitehurst** had as a starting quarterback against South Carolina in his career (2002-05). He is the only starting signal-caller in series history to have a 4-0 record. He is now with the Tennessee Titans in the NFL.

6 Number of touchdown passes thrown by **Deshaun Watson** against North Carolina in his first start in 2014. That set a Clemson record and tied the ACC mark.

8 Number of times **Tajh Boyd** defeated a top-25 team in his 40 starts at quarterback from 2010-13.

20 Touchdown passes and home runs for two-sport athlete **Kyle Parker** during the 2009-10 academic year, the first NCAA Division I athlete to reach 20 of each in one season. He became Clemson's 51st all-time major league player when he played with the Colorado Rockies in 2014.

32 Number of wins **Rodney Williams** and **Tajh Boyd** accumulated during their respective careers, a Clemson record.

46 **Tajh Boyd's** touchdown responsibility total in 2012, an ACC record. He had a school-record 36 passing touchdowns and 10 rushing touchdowns.

188.6 Passing efficiency by freshman quarterback **Deshaun Watson** in 2014, best in the nation among players with at least 125 attempts.

HONORS

MANNING AWARD FINALISTS

Tajh Boyd 2012-13

MANNING AWARD SEMIFINALISTS

Tajh Boyd 2011-13

O'BRIEN AWARD SEMIFINALISTS

Woodrow Dantzler 2000-01

Tajh Boyd 2011-13

UNITAS AWARD SEMIFINALISTS

Tajh Boyd 2012-13

ALL-AMERICANS

Banks McFadden 1939

Steve Fuller 1978

Tajh Boyd 2012

ACADEMIC ALL-AMERICANS

Charlie Bussey 1956

Harvey White 1957

Steve Fuller 1977,78

Mike Eppley 1984

NCAA POSTGRADUATE SCHOLARSHIPS

Jimmy Bell 1964

Jimmy Addison 1968

Steve Fuller 1979

ACC PLAYERS-OF-THE-YEAR

Steve Fuller 1977,78

Tajh Boyd 2012

ALL-CONFERENCE PLAYERS

John Maxwell 1902,03

Goat McMillan 1929

Banks McFadden 1939

Bobby Gage 1948

Billy Hair 1951,52

Don King 1953,54

Charlie Bussey 1956

Harvey White 1957

Lowndes Shingler 1960

Jimmy Addison 1967

Ken Pengitore 1973

Steve Fuller 1977,78

Homer Jordan 1981

Mike Eppley 1984

Woodrow Dantzler 2001

Charlie Whitehurst 2005

Cullen Harper 2007

Tajh Boyd 2011-13

ACC 50-YEAR SELECTIONS

Steve Fuller 1975-78

PROFESSIONAL PLAYERS

DeChane Cameron 1992

Woodrow Dantzler 2002,03

Steve Fuller 1979-87

Bobby Gage 1949,50

Nealon Greene 1998-05

Dick Hendley 1951

Homer Jordan 1983-85

Banks McFadden 1940

Will Proctor 2007,08

Harvey White 1960

Charlie Whitehurst 2006-14

SUPER BOWL CHAMPIONS

Steve Fuller, Bears 1985

RUNNING BACK TRADITION

ANDRE ELLINGTON



1 Bill Mathis was a member of the New York Jets' 1969 Super Bowl Championship team, the first former Tiger to win a Super Bowl ring.

2 Number of Super Bowl Championship rings won by former Tiger Terrence Flagler with the San Francisco 49ers in 1988 and 1989.

3 Number of years since 2011 Clemson has had a 1,000-yard rusher.

5 Consecutive years Clemson had a First-Team or Second-Team All-ACC running back from 2005-09.

6 Finish for 2009 senior C.J. Spiller in the Heisman Trophy balloting. It tied for the highest finish by any Tiger. It is also the number of Tigers who have led the ACC in rushing, including all-time Clemson rushing leader Raymond Priester (1994-97).

8 Number of All-ACC running backs Clemson has had in the last nine years.

100 Combined number of touchdowns scored by C.J. Spiller (51) and James Davis (49) during their Tiger careers.

1,000 Number of yards 13 different Tigers have reached in a season a combined 15 times in Clemson history.

7,588 Number of career all-purpose yards by C.J. Spiller in his four years with the Tiger program, the fourth-highest total in NCAA history.

HONORS

ALL-AMERICANS

Joel Wells	1955
Terrence Flagler	1986
C.J. Spiller	2009

ACC PLAYERS-OF-THE-YEAR

Buddy Gore	1967
C.J. Spiller	2009

ACC ROOKIES-OF-THE-YEAR

Chuck McSwain	1979
Terry Allen	1987
Ronald Williams	1990
James Davis	2005

ALL-CONFERENCE PLAYERS

Jock Hanvey	1903
Fritz Furtick	1905

Stumpy Banks	1919
Goat McMillian	1929
Don Willis	1938
Charlie Timmons	1940,41
Ray Mathews	1949
Fred Cone	1950
Billy Hair	1951,52
Joel Wells	1955,56
Doug Cline	1959
Bill Mathis	1959
Bill McGuirt	1960
Pat Crain	1963
Hugh Mauldin	1965
Buddy Gore	1967,68
Ray Yauger	1969
Lester Brown	1978
Cliff Austin	1982
Kenny Flowers	1985

Terrence Flagler	1986
Terry Allen	1987,88
Ronald Williams	1990,91
Raymond Priester	1995-97
Travis Zachery	2000
James Davis	2006,07
C.J. Spiller	2006,08,09
Andre Ellington	2011,12
Roderick McDowell	2013

NFL PLAYERS

Terry Allen	1991-01
Cliff Austin	1983-87
Bob Baldwin	1966,67
Ken Callicutt	1978-82
Fred Cone	1951-60
James Davis	2009,10
Stacy Driver	1987

Andre Ellington	2013,14
Terrence Flagler	1987-91
Kenny Flowers	1987-89
Steve Griffin	1987
Jamie Harper	2011,12
Rudy Harris	1993-95
Tracy Johnson	1989-96
Kevin Mack	1985-93
Bill Mathis	1960-69
Jeff McCall	1983
Chuck McSwain	1983-87
Joe Pagliei	1959,60
Marion Reeves	1974-76
Marvin Sims	1980,81
C.J. Spiller	2010-14
Don Testerman	1976-80
Charlie Timmons	1946
Sid Tinsley	1945

Joel Wells	1957-61
Derrick Witherspoon	1995-97
Terry Witherspoon	2001

PRO BOWL PLAYERS

Ray Mathews	1952,53,55
Bill Mathis	1963
Kevin Mack	1985-87
Terry Allen	1996
C.J. Spiller	2012

SUPER BOWL CHAMPIONS

Terrence Flagler, 49ers	1988,89
Bill Mathis, Jets	1969

DEFENSIVE LINEMAN TRADITION

2 Number of national awards won by **Da'Quan Bowers** in 2010. He won the Bronko Nagurski Award as the top defensive player in the nation and the Ted Hendricks Award as the top defensive end in the country.

4 Overall draft selection of the late **Gaines Adams** in the 2007 NFL draft by Tampa Bay. He was named to the 2007 NFL All-Rookie team after he led all rookies in sacks.

6 Number of former Clemson defensive linemen who have played on Super Bowl Championship teams. That includes **Nick Eason**, a member of the Steelers' 2008 championship team.

7 Number of former Clemson defensive linemen who played in the NFL in 2014.

8 Draft position of two-time consensus All-American **Vic Beasley** in the 2015 NFL Draft.

14 Number of Pro Bowls **Chester McGlockton**, **Trevor Pryce** and **Michael Dean Perry** combined to play over the years.

15 Number of Tiger defensive linemen who have been drafted in the NFL in the last 14 years. At least one Tiger defensive lineman has been drafted eight of the last nine years.

33 Number of sacks by **Vic Beasley** during his Clemson career (2011-14), a school record.

121 Number of career tackles for loss by the **Perry** brothers between 1981-87. **William** had 60 from 1981-84 and **Michael** had 61 from 1984-87.

WILLIAM PERRY

HONORS

HENDRICKS AWARD WINNERS

Da'Quan Bowers, DE 2010

NAGURSKI AWARD WINNERS

Da'Quan Bowers, DE 2010

BEDNARIK AWARD FINALISTS

Vic Beasley, DE 2014

HENDRICKS AWARD FINALISTS

Andre Branch, DE 2011
Vic Beasley, DE 2013,14

LOMBARDI AWARD FINALISTS

William Perry, MG 1984
Da'Quan Bowers, DE 2010
Vic Beasley, DE 2014

NAGURSKI AWARD FINALISTS

Gaines Adams, DE 2006

OUTLAND TROPHY FINALISTS

William Perry, MG 1984
Michael Dean Perry, DT 1987

ALL-AMERICANS

Lou Cordileone, DT 1959
Jim Stuckey, DT 1979
Jeff Bryant, DT 1981
William Perry, MG 1982-84

James Robinson, DT 1983
Michael Dean Perry, DT 1987
Rob Bodine, MG 1991
Gaines Adams, DE 2006
Da'Quan Bowers, DE 2010
Andre Branch, DE 2011
Vic Beasley, DE 2013,14
Grady Jarrett, DT 2014

ACC PLAYERS-OF-THE-YEAR

William Perry, MG 1984
Michael Dean Perry, DT 1987

ACC DEFENSIVE PLAYERS-OF-THE-YEAR

Gaines Adams, DE 2006
Da'Quan Bowers, DE 2010
Vic Beasley, DE 2014

ALL-CONFERENCE PLAYERS

B.C. Inabinet, MG 1935
Bob Turner, DT 1945
Frank Gillespie, MG 1948
George Fritts, MG 1939-41
Clyde White, DT 1954
John Grijan, MG 1956,57
Jim Padgett, DT 1958
Lou Cordileone, DT 1959
Harold Olson, DT 1959
John Cagle, DT 1968
Frank Wirth, DT 1972

Willie Anderson, MG 1974
Jim Stuckey, DT 1978,79
Steve Durham, DT 1979
Dan Benish, DT 1981
Jeff Bryant, DT 1981
William Perry, MG 1982-84
James Robinson, DT 1983
Steve Berlin, DT 1985
Michael Dean Perry, DT 1986,87
Tony Stephens, MG 1987
Mark Drag, MG 1988
Rich McCullough, DT 1988
Vance Hammond, DT 1989,90
Otis Moore, DT 1989
Rob Bodine, MG 1991
Chester McGlockton, DT 1991
Brentson Buckner, DT 1992,93
Marvin Cross, DT 1994
Lamarick Simpson, DT 1995
Trevor Pryce, DT 1996
Lorenzo Bromell, DT 1997
Raymond White, DT 1997
Adrian Dingle, DE 1998
Terry Jolly, DT 1999,00
Nick Eason, DT 2002
Bryant McNeal, DE 2002
Donnell Washington, DT 2003
Gaines Adams, DE 2006
Ricky Sapp, DE 2009
Da'Quan Bowers, DE 2010

Jarvis Jenkins, DT 2010
Andre Branch, DE 2011
Brandon Thompson, DT 2011
Vic Beasley, DE 2013,14
Grady Jarrett, DT 2014

ACC 50-YEAR SELECTIONS

Michael Dean Perry, DT 1984-97
William Perry, MG 1981-84

NFL PLAYERS

Gaines Adams, DE 2007-09
Dan Benish, DT 1983-88
Charles Bennett, DE 2006-08
Da'Quan Bowers, DE 2011-14
Andre Branch, DE 2012-14
Lorenzo Bromell, DE 1998-04
Kourtnei Brown, DE 2014
Jeff Bryant, DT 1982-93
Brentson Buckner, DT 1994-05
John Cagle, DT 1969
Lou Cordileone, DT 1960-68
Adrian Dingle, DT 1999-04
Steve Durham, DT 1982
Nick Eason, DT 2004-12
Malliciah Goodman, DE 2013,14
Bill Hudson, DT 1961-63
Bob Hudson, DT 1951-61
Clarence Inabinet, DT 1936
Jarvis Jenkins, DT 2011-14

Richard McCullough, DT 1989,90
Chester McGlockton, DT 1992-03
Bryant McNeal, DE 2003-06
Phillip Merling, DE 2008-13
William Perry, MG 1985-94
Michael Dean Perry, DT 1988-97
Robert Potts, DT 1919
Trevor Pryce, DT 1997-10
Archie Reese, DT 1978-84
Ricky Sapp, DE 2010-14
Dorell Scott, DT 2009-11
Jim Stuckey, DT 1980-87
Brandon Thompson, DT 2012-14
Khaleed Vaughn, DE 2004,05
Donnell Washington, DT 2004,05

PRO BOWL PLAYERS


Bill Hudson, DT 1961
Chester McGlockton, DT 1994-97
Michael Dean Perry, DT 1989-91,93,94,96
Trevor Pryce, DT 1999-02

SUPER BOWL CHAMPIONS

Dan Benish, Redskins 1987
Nick Eason, Steelers 2008
William Perry, Bears 1986
Trevor Pryce, Broncos 1997,98
Archie Reese, 49ers 1981
Jim Stuckey, 49ers 1981,84

LINEBACKER TRADITION

LEROY HILL



1 Stephone Anthony led Clemson's No. 1 ranked total defense in tackles in 2014. He was then selected in the first round of the 2015 NFL Draft by the New Orleans Saints.

3 Number of times Chad Carson was selected to the Verizon Academic All-America team. He was a second-team selection in 1999, and a first-team choice in both 2000 and 2001.

6 Number of times in the last 17 seasons Clemson has had a Butkus Award nominee, including Stephone Anthony in 2013 and 2014.

14 Number of Clemson linebackers that have been selected within the first five rounds of the NFL draft in the last 24 years.

36 Number of former Tiger linebackers who have gone on to make an NFL roster during the regular season.

43 Jersey number of both Keith Adams and Leroy Hill, two of the last 15 ACC Defensive Player-of-the-Year selections. Adams won the award in the 1999 season and Hill took home the hardware in 2004.

2007 Year former All-American Jeff Davis was inducted into the College Football Hall of Fame.

HONORS

NATIONAL ROOKIES-OF-THE-YEAR

Anthony Simmons 1995

BUTKUS AWARD SEMIFINALISTS

Levon Kirkland 1990,91
Ed McDaniel 1991
Anthony Simmons 1996,97
Keith Adams 2000
Stephone Anthony 2014

ALL-AMERICANS

Jeff Davis 1981
Johnny Rembert 1982
Levon Kirkland 1990,91
Ed McDaniel 1991
Anthony Simmons 1995-97
Keith Adams 1999,00
Leroy Hill 2004

ACC PLAYERS-OF-THE-YEAR

Jeff Davis 1981

ACC DEFENSIVE PLAYERS-OF-THE-YEAR

Keith Adams 1999
Leroy Hill 2004

ALL-CONFERENCE PLAYERS

Vet Sitton 1903
Wyndie Wyndham 1950
Bill Hecht 1965
Butch Sursavage 1965,66
Jim Catoe 1967,68
Ronnie Ducworth 1967,68
Ivan Southerland 1969
Wayne Baker 1971
Larry Hefner 1971
Jonathan Brooks 1977,78
Randy Scott 1977,78
Bubba Brown 1978,79
Jeff Davis 1981
Andy Headen 1982
Johnny Rembert 1982
Edgar Pickett 1983
Henry Walls 1983
Terence Mack 1986

Jesse Hatcher 1988
Doug Brewster 1989,90
John Johnson 1989,90
Levon Kirkland 1989-91
Ed McDaniel 1990,91
Ashley Sheppard 1992
Tim Jones 1993,94
Wardell Rouse 1994
Anthony Simmons 1995-97
Rahim Abdullah 1998
Keith Adams 1999
Chad Carson 2000,01
Leroy Hill 2003,04
Stephone Anthony 2013,14
Spencer Shuey 2013

ACC 50-YEAR SELECTIONS

Jeff Davis 1978-81
Anthony Simmons 1995-97

NFL PLAYERS

Rahim Abdullah 1999,00
Keith Adams 2001-07

Kevin Alexander 2010
Mike Barber 1995-99
Jonathan Brooks 1979-84
John Cagle 1968
O.J. Childress 1999,00
Vince Ciurciu 2002-09
Doug Cline 1960-66
Kavell Conner 2010-14
Billy Davis 1984
Jeff Davis 1982-87
Mike Dukes 1960-65
Rudy Hayes 1959-62
Andy Headen 1983-88
Larry Hefner 1972-75
Leroy Hill 2005-12
Bob Hudson 1951-61
Brandon Jamison 2005-07
John Johnson 1991-95
Levon Kirkland 1992-02
John Leake 2005,06
Terence Mack 1987
Ed McDaniel 1992-01
Eldridge Milton 1987

Johnny Rembert 1983-88
Wardell Rouse 1995,96
Patrick Sapp 1996-99
Ashley Sheppard 1993-95
Anthony Simmons 1998-04
Wayne Simmons 1993-98
Darnell Stephens 1995,96
Henry Walls 1987
Anthony Waters 2007-10
Jonathan Willard 2013
Keith Williams 1987

PRO BOWL PLAYERS

Johnny Rembert 1988,89
Levon Kirkland 1996,97
Ed McDaniel 1998

SUPER BOWL CHAMPIONS

Andy Headen, Giants 1986
Wayne Simmons, Packers 1996
Anthony Waters, Saints 2009



DEFENSIVE BACK TRADITION

BRIAN DAWKINS

1 Number of the round cornerback **Tye Hill** was drafted in 2006. **Hill** was the No. 15 overall selection by the Rams, and he went on to make the NFL All-Rookie team in 2006.

2 **Byron Maxwell** played in the Super Bowl for the Seattle Seahawks each of the last two years.

5 Number of former Clemson defensive backs who have played on Super Bowl Championship teams. That includes **Byron Maxwell** on the Seattle Seahawks, winner of the 2014 Super Bowl.

7 Seven different Tiger defensive backs played in the NFL in 2014, more than any other position.

9 Number of Pro Bowls for **Brian Dawkins**, one of the NFL's best safeties. He has more Pro Bowl selections than any other former Tiger.

16 **Bashaud Breeland** had 16 passes broken up for the Washington Redskins in 2014, tied for most among rookies. He was named to the NFL All-Rookie Team.

17 Number of years in the last 20 seasons that Clemson has had at least one All-ACC defensive back.

19 Number of takeaways former All-American and 1982 National Defensive Player-of-the-Year **Terry Kinard** had in his career, still a Tiger record. **Kinard** was inducted into the College Football Hall of Fame in 2001 as well as the Clemson Ring of Honor.

HONORS

THORPE AWARD SEMIFINALISTS

Donnell Woolford	1988
Robert O'Neal	1991
Brian Dawkins	1995
Antwan Edwards	1998
Robert Carswell	1999
Justin Miller	2003
Tye Hill	2005
DeAndre McDaniel	2010

ALL-AMERICANS

Bobby Gage	1948
Jackie Calvert	1950
Terry Kinard	1981,82
Donnell Woolford	1987,88
Brian Dawkins	1995
Antwan Edwards	1998
Robert Carswell	2000
Brian Mance	2002
Tye Hill	2005
DeAndre McDaniel	2009,10

ALL-CONFERENCE PLAYERS

Bob Bailey	1937
Shad Bryant	1939
Fred Knoebel	1951
Wayne Page	1966
Frank Liberatore	1967
Don Kelley	1970
Peanut Martin	1973
Jim Ness	1974
Steve Ryan	1977,78
Rex Varn	1979
Terry Kinard	1981,82
Rod McSwain	1983
Ronald Watson	1984
Delton Hall	1986
Donnell Woolford	1987,88
James Lott	1988,89
Dexter Davis	1989,90
Robert O'Neal	1989,91,92
Brian Dawkins	1993-95
Andre Humphrey	1993

Leomont Evans	1995
Dexter McCleon	1996
Antwan Edwards	1997,98
Robert Carswell	1999,00
Charles Hafley	2001
Brian Mance	2002
Justin Miller	2002,04
Tye Hill	2005
Michael Hamlin	2007,08
DeAndre McDaniel	2009,10
Rashard Hall	2012
Bashaud Breeland	2013
Garry Peters	2014

ACC 50-YEAR SELECTIONS

Terry Kinard	1979-82
--------------	---------

NFL PLAYERS

Bashaud Breeland	2014
Crezdon Butler	2010-14
Robert Carswell	2001,02

Chris Clemons	2009-14
Darrel Crutchfield	2001
Kenny Danforth	1987
Dexter Davis	1991-95
Ty Davis	1985-87
Brian Dawkins	1996-11
Antwan Edwards	1999-05
Leomont Evans	1996-99
Jamaal Fudge	2006-09
Marcus Gilchrist	2011-14
Delton Hall	1987-93
Michael Hamlin	2009,10
Jerome Henderson	1991-98
Tye Hill	2006-09
Terry Kinard	1983-90
Al Latimer	1979-84
Byron Maxwell	2011-14
Dexter McCleon	1997-06
Rod McSwain	1984-90
Jonathan Meeks	2013,14
Justin Miller	2005-09

Robert O'Neal	1993-96
Reggie Pleasant	1985-96
Coty Sensabaugh	2012-14
James Trapp	1993-03
Charlie Waters	1970-81
Perry Williams	1987
Donnell Woolford	1989-97

PRO BOWL PLAYERS

Charlie Waters	1976-78
Terry Kinard	1988
Brian Dawkins	1999,01,02,04-06,08,09,11

SUPER BOWL CHAMPIONS

Terry Kinard, Giants	1986
Charlie Waters, Cowboys	1971,77
Dexter McCleon, Rams	1999
James Trapp, Ravens	2000
Byron Maxwell, Seahawks	2013

TOP-25 WINS

Date	Site	Opponent	AP,Coach	Score
1-1-40	N1	Boston College	11,NP	6-3
11-13-48	A	Wake Forest	19,NP	21-14
9-30-50	A	Missouri	17,NP	34-0
10-28-50	A	Wake Forest	17,NR	13-12
1-1-51	N2	Miami (Fla.)	15,16	15-14
10-9-54	N3	Florida	14,17	14-7
11-3-56	H	Virginia Tech	16,NR	21-6
9-19-59	A	North Carolina	12,NP	20-18
12-19-59	N4	TCU	7,8	23-7
11-18-67	H	NC State	10,10	14-6
10-9-71	N5	Duke	14,15	3-0
9-17-77	A	Georgia	17,19	7-6
11-18-78	A	Maryland	11,11	28-24
12-30-78	N6	Ohio State	20,NR	17-15
11-3-79	H	Wake Forest	14,14	31-0
11-22-80	H	South Carolina	14,15	27-6
9-19-81	H	Georgia	4,4	13-3
11-7-81	A	North Carolina	8,9	10-8
1-1-82	N2	Nebraska	4,4	22-15
11-6-82	H	North Carolina	18,13	16-13
11-13-82	A	Maryland	18,16	24-22
11-5-83	A	North Carolina	10,9	16-3
11-12-83	H	Maryland	11,17	52-27
9-20-86	A	Georgia	14,10	31-28
12-27-86	N6	Stanford	20,17	27-21
9-19-87	H	Georgia	18,17	21-20
1-1-88	N7	Penn State	20,19	35-10
10-15-88	H	Duke	22,24	49-17
11-19-88	H	South Carolina	25,21	29-10
1-2-89	N7	Oklahoma	10,11	13-6
9-9-89	A	Florida State	16,16	34-23
10-21-89	H	NC State	12,12	30-10
12-30-89	N6	West Virginia	17,17	27-7
10-27-90	H	North Carolina	NR,24	20-3
1-1-91	N8	Illinois	16,17	30-0
9-28-91	H	Georgia Tech	19,18	9-7
10-26-91	H	NC State	12,12	29-19
10-10-92	A	Virginia	10,10	29-28
11-7-92	H	North Carolina	18,18	40-7
10-2-93	H	NC State	24,23	20-14
11-13-93	H	Virginia	18,16	23-14
11-5-94	A	North Carolina	19,12	28-17
10-19-96	H	Georgia Tech	22,24	28-25
11-9-96	A	Virginia	15,16	24-16
9-13-97	A	NC State	NR,25	19-17
9-11-99	H	Virginia	22,19	33-14
11-18-00	H	South Carolina	25,NR	16-14
9-29-01	A	Georgia Tech	9,11	(OT)47-44
10-11-03	H	Virginia	25,24	(OT)30-27
11-8-03	H	Florida State	3,3	26-10
1-2-04	N9	Tennessee	6,7	27-14
11-6-04	A	Miami (Fla.)	11,10	(OT)24-17
9-3-05	H	Texas A&M	17,17	25-24
11-12-05	H	Florida State	17,16	35-14
11-19-05	A	South Carolina	19,21	13-9
9-16-06	A	Florida State	9,10	27-20
10-21-06	H	Georgia Tech	13,13	31-7
9-3-07	H	Florida State	19,21	24-18
10-24-09	A	Miami (Fla.)	8,9	(OT)40-37
11-6-10	H	NC State	23,25	14-13
9-17-11	H	Auburn	21,19	38-24
9-24-11	H	Florida State	11,14	35-30
10-1-11	A	Virginia Tech	11,10	23-3
12-3-11	N10	Virginia Tech	5,3	38-10
9-1-12	N9	Auburn	NR,25	26-19
12-31-12	N9	Louisiana State	9,7	25-24
8-31-13	H	Georgia	5,5	38-35
1-3-14	N11	Ohio State	7,6	40-35
12-29-14	N7	Oklahoma	NR,24	40-6

N1 - Dallas, Texas; N2 - Miami, Fla.; N3 - Jacksonville, Fla.; N4 - Houston, Texas; N5 - Norfolk, Va.; N6 - Jacksonville, Fla.; N7 - Orlando, Fla.; N8 - Tampa, Fla.; N9 - Atlanta, Ga.; N10 - Charlotte, N.C.; N11 - Miami Gardens, Fla.; Note: Home games in **bold**.

JAYRON KEARSE (#20) RECOVERED A FUMBLE IN THE 40-6 WIN OVER OKLAHOMA IN THE 2014 RUSSELL ATHLETIC BOWL, ONE OF FIVE TAKEAWAYS FOR THE NATION'S NO. 1 DEFENSE IN THE LOPSIDED AFFAIR AGAINST THE NO. 24 RANKED SOONERS.

TOP-25 WINS

RANKED WIN RECORDS

Top-25 Wins in a Season	4 (2011)
Top-20 Wins in a Season	4 (2011)
Top-10 Wins in a Season	3 (1981)
Wins Over Top-25 Teams in Consecutive Games	3 (2011)
Highest-Ranked Win at Home	No. 3 Florida State in 2003
Highest-Ranked Win on Road	No. 8 North Carolina in 1981; No. 8 Miami (Fla.) in 2009
Highest-Ranked Win at Neutral Site	No. 3 Virginia Tech in 2011 ACC Championship Game
Largest Victory Margin Over a Top-25 Team	34 (34-0 at No. 17 Missouri in 1950)
Largest Victory Margin Over a Top-10 Team	28 (38-10 vs. No. 3 Virginia Tech in 2011)
Largest Victory Margin at Home vs. Top-25 Team	33 (40-7 vs. No. 18 North Carolina in 1992)
Largest Victory Margin on Road vs. Top-25 Team	34 (34-0 at No. 17 Missouri in 1950)
Largest Victory Margin in a Bowl Game Over a Top-25 Team	34 (40-6 vs. No. 25 Oklahoma in 2014 Russell Athletic Bowl)

HIGHEST-RANKED WINS

Year	Opponent	Site	Opp. Rk	Score
2003	Florida State	H	3,3	26-10
2011	Virginia Tech	N5	5,3	38-10
1981	Georgia	H	4,4	13-3
1981	Nebraska	N1	4,4	22-15
2013	Georgia	H	5,5	38-35
2003	Tennessee	N2	6,7	27-14
2013	Ohio State	N6	7,6	40-35
1959	TCU	N3	7,8	23-7
2012	Louisiana State	N2	9,7	25-24
1981	North Carolina	A	8,9	10-8
2009	Miami (Fla.)	A	8,9	(OT) 40-37
2001	Georgia Tech	A	9,11	(OT) 47-44
2006	Florida State	A	9,10	27-20
1983	North Carolina	A	10,9	16-3
1967	NC State	H	10,10	14-6
1992	Virginia	A	10,10	29-28
1988	Oklahoma	N4	10,11	13-6
2004	Miami (Fla.)	A	11,10	(OT) 24-17
2011	Virginia Tech	A	11,10	23-3
1986	Georgia	A	14,10	31-28

N1 - Miami, Fla.; N2 - Atlanta, Ga.; N3 - Houston, Texas;
N4 - Orlando, Fla.; N5 - Charlotte, N.C.; N6 - Miami Gardens, Fla.; Note: Rankings by AP and coaches, respectively; Clemson home games in **bold**.

LARGEST TOP-25 VICTORY MARGINS

Year	Opponent	AP,USA	Score	Mar.	Coach
1950	at Missouri	17,NP	34-0	+34	Frank Howard
2014	Oklahoma	NR,24	40-6	+34	Dabo Swinney
1992	North Carolina	18,18	40-7	+33	Ken Hatfield
1988	Duke	22,24	49-17	+32	Danny Ford
1979	Wake Forest	14,14	31-0	+31	Danny Ford
1990	Illinois	16,17	30-0	+30	Ken Hatfield
2011	Virginia Tech	5,3	38-10	+28	Dabo Swinney
1983	Maryland	11,17	52-27	+25	Danny Ford
1987	Penn State	20,19	35-10	+25	Danny Ford
2006	Georgia Tech	13,13	31-7	+24	Tommy Bowden
1980	South Carolina	14,15	27-6	+21	Danny Ford
2005	Florida State	17,16	35-14	+21	Tommy Bowden
1989	NC State	12,12	30-10	+20	Danny Ford
1989	West Virginia	17,17	27-7	+20	Danny Ford
2011	at Virginia Tech	11,10	23-3	+20	Dabo Swinney

Note: Clemson home games in **bold**.

BOWL HISTORY

Clemson has a rich bowl tradition. The Tigers have 19 bowl wins, 17th-most in history, and their 37 bowl games are tied for 17th-most in history. Their first bowl game was in the 1940 Cotton Bowl when the Tigers defeated Frank Leahy (Boston College) 6-3.

The Tigers have played in a bowl game 26 of the last 30 years (including the 2014 season). That is among the top-10 bowl appearances since 1985. Clemson has also been bowl-eligible 16 consecutive years.

The Tigers have beaten some of the top programs in college football history in bowl games. The list of schools Clemson has beaten in a bowl game includes prominent programs Louisiana State, Miami (Fla.), Nebraska, Ohio State, Oklahoma, Penn State, Stanford, Tennessee and West Virginia.

Clemson won its first three bowl games, wins over Boston College, Missouri and Miami (Fla.). The three coaches Clemson beat in those games were Frank Leahy, Don Faurot and Andy Gustafson, and all three are in the College Football Hall of Fame.

Clemson has a football program that has been steady over the years in bowl games, no matter who has served as head coach of the Tigers. No less than seven different head coaches (Jess Neely, Frank Howard, Danny Ford, Ken Hatfield, Tommy West, Tommy Bowden, Dabo Swinney)

BOWL RESULTS (19-18)

Year	Bowl	Site	Opponent (Rank)	W-L	Score
1939	Cotton	Dallas, Texas	Boston College (11,NR)	W	6-3
1948	Gator	Jacksonville, Fla.	Missouri	W	24-23
1950	Orange	Miami, Fla.	Miami (Fla.) (15,16)	W	15-14
1951	Gator	Jacksonville, Fla.	Miami (Fla.)	L	0-14
1956	Orange	Miami, Fla.	Colorado (20,18)	L	21-27
1958	Sugar	New Orleans, La.	Louisiana State (1,1)	L	0-7
1959	Bluebonnet	Houston, Texas	TCU (7,8)	W	23-7
1977	Gator	Jacksonville, Fla.	Pittsburgh (10,9)	L	3-34
1978	Gator	Jacksonville, Fla.	Ohio State (20,NR)	W	17-15
1979	Peach	Atlanta, Ga.	Baylor (19,19)	L	18-24
1981	Orange	Miami, Fla.	Nebraska (4,4)	W	22-15
1985	Independence	Shreveport, La.	Minnesota	L	13-20
1986	Gator	Jacksonville, Fla.	Stanford (20,17)	W	27-21
1987	Citrus	Orlando, Fla.	Penn State (20,19)	W	35-10
1988	Citrus	Orlando, Fla.	Oklahoma (10,11)	W	13-6
1989	Gator	Jacksonville, Fla.	West Virginia (17,17)	W	27-7
1990	Hall of Fame	Tampa, Fla.	Illinois (16,17)	W	30-0
1991	Citrus	Orlando, Fla.	California (14,14)	L	13-37
1993	Peach	Atlanta, Ga.	Kentucky	W	14-13
1995	Gator	Jacksonville, Fla.	Syracuse	L	0-41
1996	Peach	Atlanta, Ga.	Louisiana State (17,16)	L	7-10
1997	Peach	Atlanta, Ga.	Auburn (13,13)	L	17-21
1999	Peach	Atlanta, Ga.	Mississippi State (15,16)	L	7-17
2000	Gator	Jacksonville, Fla.	Virginia Tech (6,5)	L	20-41
2001	Humanitarian	Boise, Idaho	Louisiana Tech	W	49-24
2002	Tangerine	Orlando, Fla.	Texas Tech	L	15-55
2003	Peach	Atlanta, Ga.	Tennessee (6,7)	W	27-14
2005	Champs Sports	Orlando, Fla.	Colorado	W	19-10
2006	Music City	Nashville, Tenn.	Kentucky	L	20-28
2007	Chick-fil-A	Atlanta, Ga.	Auburn (22,21)	L	20-23
2008	Gator	Jacksonville, Fla.	Nebraska	L	21-26
2009	Music City	Nashville, Tenn.	Kentucky	W	21-13
2010	Meineke Car Care	Charlotte, N.C.	South Florida	L	26-31
2011	Orange	Miami Gardens, Fla.	West Virginia (23,22)	L	33-70
2012	Chick-fil-A	Atlanta, Ga.	Louisiana State (9,7)	W	25-24
2013	Orange	Miami Gardens, Fla.	Ohio State (7,6)	W	40-35
2014	Russell Athletic	Orlando, Fla.	Oklahoma (NR,24)	W	40-6


Note: Years are regular season, not necessarily the calendar year the game was played; rankings by AP,USA.

have all been victorious in bowl games for the Tigers since the 1939 season.

Overall, nine of Clemson's 19 bowl wins have come against head coaches who reside in the College Foot-




BANKS McFADDEN LED THE TIGERS TO THEIR FIRST BOWL WIN IN HISTORY ON JANUARY 1, 1940.



DEXTER DAVIS, WHO BROKE UP THE GAME'S FINAL PASS IN THE ENDZONE, HELPED CLEMSON TO A 13-6 WIN OVER NO. 10 OKLAHOMA IN THE 1989 CITRUS BOWL.

BOWL HISTORY



SAMMY WATKINS SET ORANGE BOWL RECORDS WITH 16 CATCHES AND 227 YARDS IN CLEMSON'S 40-35 WIN OVER OHIO STATE IN 2013.

ball Hall of Fame, including the late Joe Paterno of Penn State. Clemson has four bowl wins over coaches who are in the 200-victory club. Woody Hayes of Ohio State, Tom Osborne of Nebraska, Paterno and Nehlen are all coaches with at least 200 career victories who lost bowl games to the Tigers over the years.

Clemson has achieved bowl wins over some of

BOWL WINS

Rk	Team	Wins
1.	Alabama	34
2.	Southern California	33
3.	Georgia	28
	Oklahoma	28
5.	Texas	27
6.	Tennessee	26
7.	Florida State	25
	Nebraska	25
9.	Georgia Tech	24
10.	Louisiana State	23
	Mississippi	23
12.	Auburn	22
	Penn State	22
14.	Florida	21
	Ohio State	21
16.	Michigan	20
17.	Clemson	19
18.	Miami (Fla.)	18
19.	Notre Dame	17
	Texas A&M	17

Note: Vacated wins not included.

the greatest coaches in history:

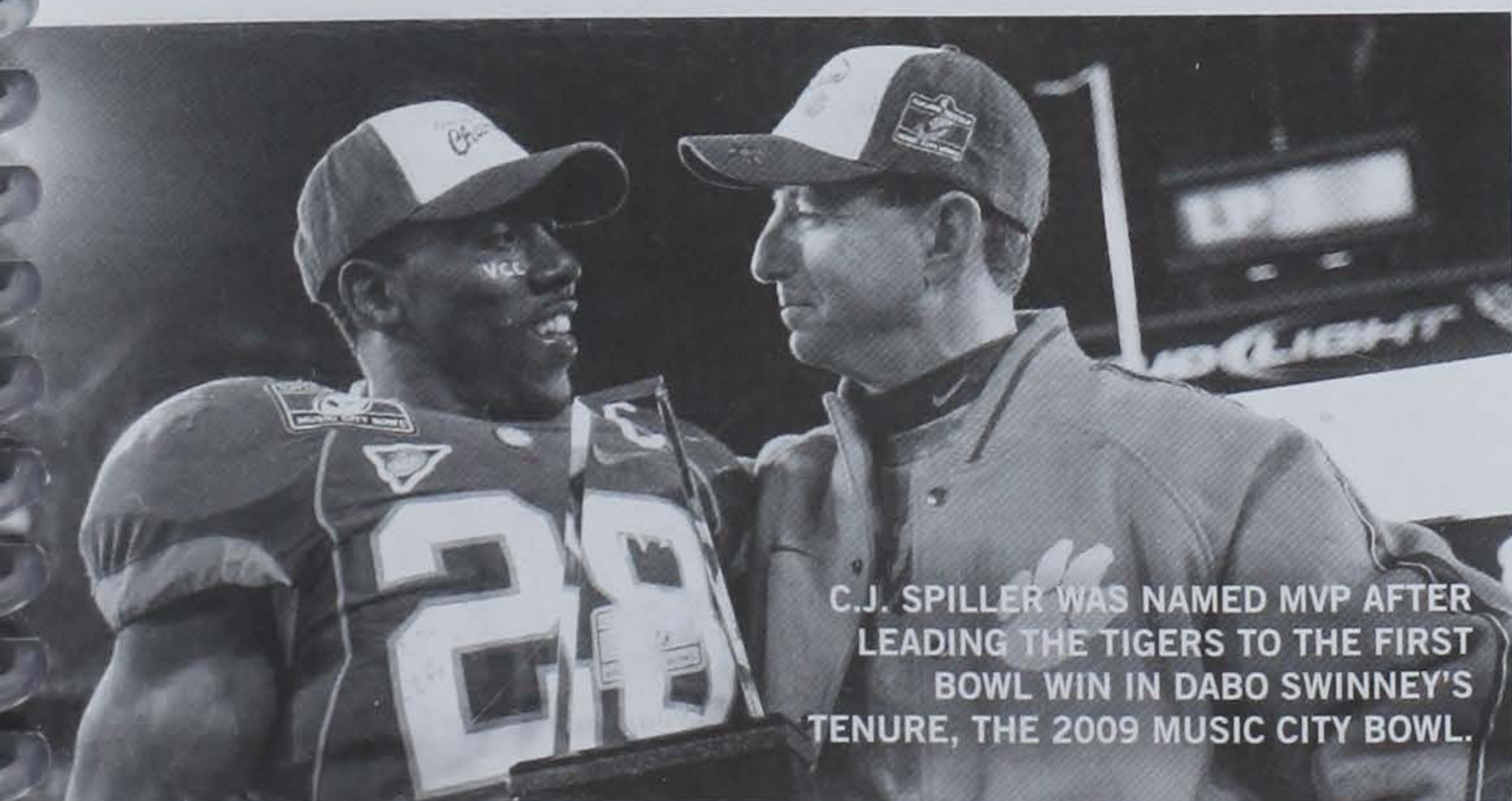
- Frank Leahy when Clemson defeated Boston College in the 1940 Cotton Bowl.
- Joe Paterno of Penn State when Clemson beat Penn State 35-10 in the 1988 Citrus Bowl. It was Paterno's largest margin of defeat in a bowl game.
- Woody Hayes of Ohio State when the Tigers beat the Buckeyes 17-15 in the 1978 Gator Bowl, Hayes' last game as a coach.
- Barry Switzer of Oklahoma when Clemson beat the Sooners in the 1989 Citrus Bowl, Switzer's final game as a college coach.
- Tom Osborne of Nebraska when Clemson beat the Cornhuskers in the 1982 Orange Bowl, which gave Clemson its only National Championship at the end of the 1981 season.
- Don Nehlen of West Virginia when Clemson downed the Mountaineers 27-7 in the 1989 Gator Bowl.
- Phillip Fulmer of Tennessee, who had over 150 career wins, when the Tigers defeated a No. 6 Tennessee team 27-14 in the 2004 Peach Bowl.

CONSECUTIVE BOWL APPEARANCES

Rk	School	Start	Streak
1.	Florida State	1982	33
2.	Virginia Tech	1993	22
3.	Georgia	1997	18
	Georgia Tech	1997	18
5.	Oklahoma	1999	16
6.	Louisiana State	2000	15
7.	Boise State	2002	13
	Wisconsin	2002	13
9.	Alabama	2004	11
10.	Clemson	2005	10
	Brigham Young	2005	10
	Oregon	2005	10

Note: Active streaks.

- Les Miles of Louisiana State, who led the Tigers to the 2007 National Championship, fell to Clemson 25-24 in the 2012 Chick-fil-A Bowl.
- Bob Stoops, who won a National Championship in 2000 with Oklahoma, saw his Sooners fall 40-6 to the Tigers in the 2014 Russell Athletic Bowl.



C.J. SPILLER WAS NAMED MVP AFTER LEADING THE TIGERS TO THE FIRST BOWL WIN IN DABO SWINNEY'S TENURE, THE 2009 MUSIC CITY BOWL.

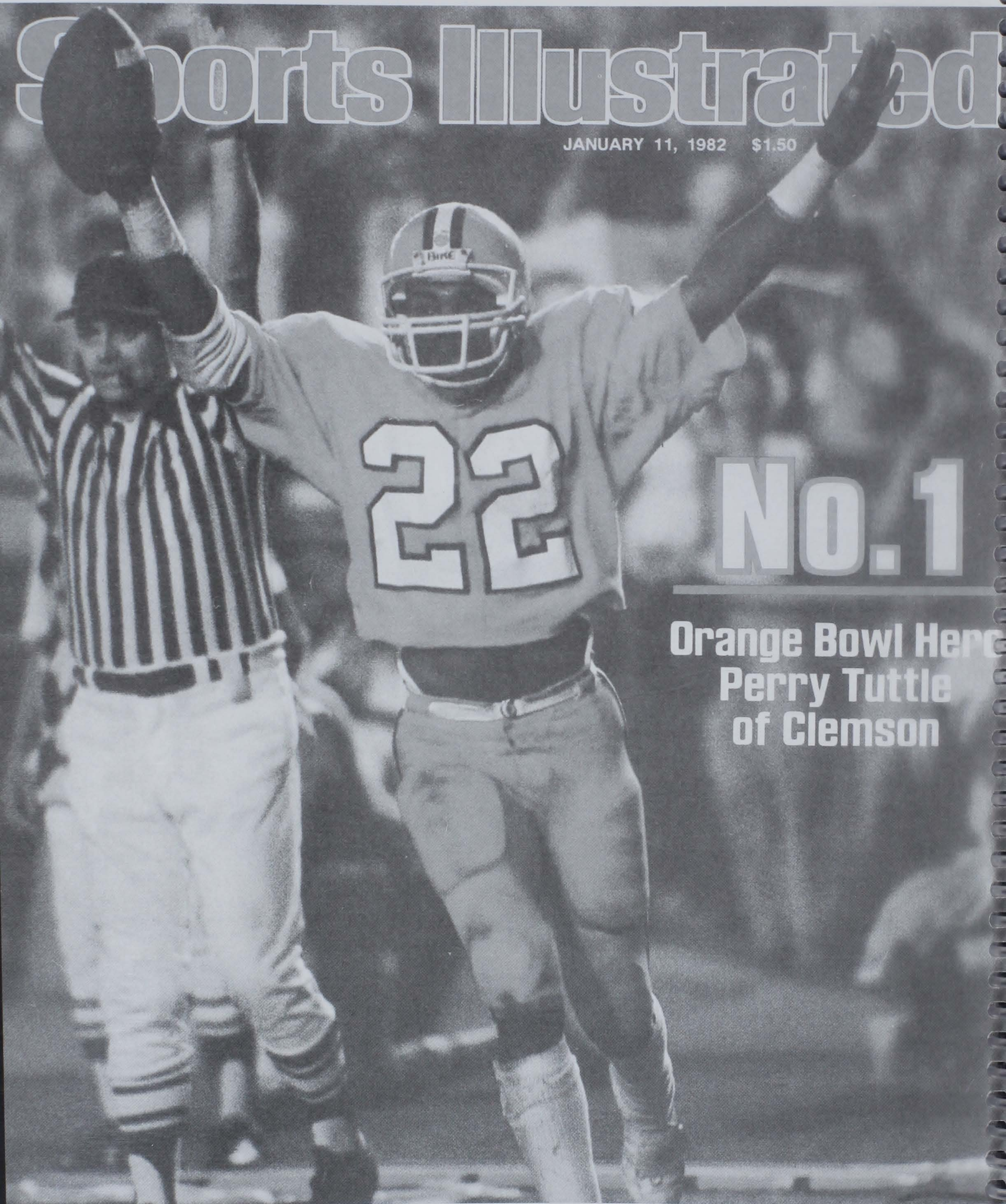


CLEMSON WON ITS THIRD STRAIGHT BOWL GAME IN 2014, 40-6 OVER OKLAHOMA BEHIND THE BRILLIANT PERFORMANCE OF QUARTERBACK COLE STOUDT.

1981 NATIONAL CHAMPIONSHIP TEAM

Sports Illustrated

JANUARY 11, 1982 \$1.50




No. 1

Orange Bowl Hero
Perry Tuttle
of Clemson

1981 NATIONAL CHAMPIONSHIP TEAM

NOTES

- Clemson won its first national title in any sport and the first for the ACC in football in 28 years.
- Clemson had five different players earn All-America honors, more than any other Tiger team in history.
- There was no controversy concerning the voting of the National Champion in 1981. Clemson ended the season as the only undefeated, untied team and was the only team with three top-10 wins.
- Head Coach Danny Ford (age 33 at the time) remains the youngest head coach in history to win the National Championship.
- Clemson forced 41 turnovers in the 12 games, still a school record for turnovers forced in a season.
- During one stretch in the season, the Clemson defense held the opposition without a touchdown for 18 consecutive quarters and no opponent scored a rushing touchdown against Clemson during the first seven games of the season.
- Clemson won the national title in 1981 after going 6-5 the previous year. The Tigers were unranked in every preseason poll.
- Clemson's victory improvement of 5.5 games from 1980 to 1981 was the largest improvement in the nation.
- Only one team (Wofford) had more time of possession in a game against Clemson all season.
- Clemson had the lead at the end of the first quarter in only four of the 12 games.
- Clemson scored 316 points during the regular season of 1981, the exact same total Georgia scored during its 11-game regular season of 1980, the year the Bulldogs won the National Championship.
- Good health was a big reason for Clemson's success in the 1981 season. Only five different starters missed any games during the entire season and no player missed more than two games all year. A collective total of only eight games were missed by five starters during the 1981 season.



HOMER JORDAN WAS AN ALL-ACC SELECTION IN 1981 AND LED THE TIGERS TO THE NATIONAL CHAMPIONSHIP AS A JUNIOR QUARTERBACK.

- No opponent had a run longer than 26 yards and no opponent had a play over 30 yards. The longest touchdown play against Clemson was 25 yards, on a halfback option pass from Mike Rozier to Anthony Steels (Nebraska) in the Orange Bowl.
- During offseason conditioning in the summer of 1981, Strength Coach George Dostal constructed a simple sign for his strength training facility... "1982 Orange Bowl, Clemson vs. Nebraska."
- The Clemson senior student who was in charge of pep rallies in 1981 was former CBS This Morning anchor Jane Robelot.
- The day after Clemson defeated North Carolina in Chapel Hill, N.C., placekicker Donald Igwebuike flew to Maryland, where Clemson's No. 3 ranked soccer team defeated Maryland 4-0 to clinch the ACC title. Igwebuike played on two ACC title teams that fall, both of which finished ranked in the top 10 in the nation.

HEAD COACH DANNY FORD

- Football Writers Association National Coach-of-the-Year
- UPI National Coach-of-the-Year
- American Football Coaches Association National Coach-of-the-Year
- WTBS National Coach-of-the-Year
- Washington Touchdown Club National Coach-of-the-Year
- ACC Coach-of-the-Year

ALL-AMERICANS

- Jeff Bryant - Football News (2)
- Jeff Davis - Kodak (1), UPI (1), Football Writers (1), Football News (1), AP (2)
- Terry Kinard - AP (1), NEA (1), Football Writers Association (1), WTBS (1)
- Lee Nanney - UPI (2)
- Perry Tuttle - Sporting News (1), NEA (1), Football News (2)

1981 TIGERS IN PRO FOOTBALL

Player, Pos.	Pro Bowls	S.B. Champ.	Draft Round	NFL Years
Cliff Austin, TB	---	---	3	5
Dan Benish, DT	---	1	FA	6
Jeff Bryant, DT	---	---	1	12
Brian Clark, OT	---	---	12	1
Kenny Danforth, SS	---	---	FA	1
Billy Davis, DB	---	---	FA	1
Jeff Davis, LB	---	---	5	6
Ty Davis, DB	---	1	3	3
K.D. Dunn, TE	---	---	5	3
Dale Hatcher, P	1	---	3	7
Andy Headen, OLB	---	1	8	6
Donald Igwebuike, PK	---	---	10	6
Homer Jordan, QB#	---	---	FA	1
Terry Kinard, FS	1	1	1	8
Kevin Mack, FB	2	---	1	9
Jeff McCall, FB	---	1	7	1
Chuck McSwain, RB	---	---	5	3
Rod McSwain, DB	---	---	3	7
William Perry, MG	---	1	1	10
Reggie Pleasant, DB*	---	---	6	2
Johnny Rembert, OLB	1	---	4	10
Perry Tuttle, WR^	---	---	1	3

- played three years in the CFL; * - played 10 years in the CFL; ^ - played seven years in the CFL

RECORDS SET IN 1981 THAT STAND TODAY

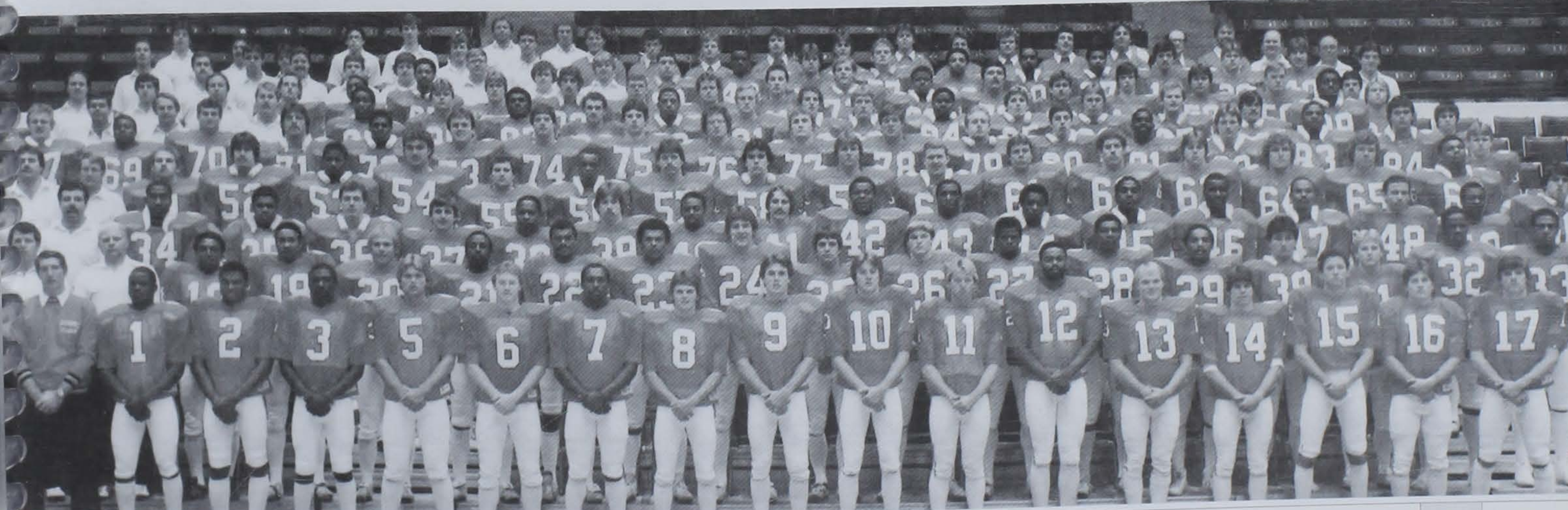
- Points vs. ACC opponent (82 vs. Wake Forest, 10/31)
- Rushing yards in the modern era (536 vs. Wake Forest, 10/31)
- Third-down conversion percentage in a game (100.0 (12-12) vs. Wake Forest, 10/31)
- Turnovers forced in a game (9 vs. Georgia, 9/19)
- Wins in a season (12)
- Wins over top-10 teams in a season (3)
- Turnovers forced in a season (41)

TEAM HONORS & AWARDS

- AP National Champion
- UPI National Champion
- Sporting News National Champion
- Sports Illustrated National Champion
- Football Writers Association National Champion
- Football Coaches Association National Champion
- Washington Touchdown Club National Champion
- Chicago Tribune Fans National Champion
- Orange Bowl Champion
- ACC Champion
- Nation's most improved team (+5.5 games)
- Second in the nation in scoring defense
- Seventh in the nation in rushing defense
- Seventh in the nation in turnover margin
- Eighth in the nation in total defense

FINAL 1981 AP POLL

Rk	Team	Head Coach	W-L
1.	Clemson	Danny Ford	12-0
2.	Texas	Fred Akers	10-1-1
3.	Penn State	Joe Paterno	10-2
4.	Pittsburgh	Jackie Sherrill	11-1
5.	Southern Methodist	Ron Meyer	10-1
6.	Georgia	Vince Dooley	10-2
7.	Alabama	Bear Bryant	9-2-1
8.	Miami (Fla.)	Howard Schnellenberger	9-2
9.	North Carolina	Dick Crum	10-2
10.	Washington	Don James	10-2
11.	Nebraska	Tom Osborne	9-3
12.	Michigan	Bo Schembechler	9-3
13.	Brigham Young	LaVell Edwards	11-2
14.	Southern California	John Robinson	9-3
15.	Ohio State	Earle Bruce	9-3
16.	Arizona State	Darryl Rogers	9-2
17.	West Virginia	Don Nehlen	9-3
18.	Iowa	Hayden Fry	8-4
19.	Missouri	Warren Powers	8-4
20.	Oklahoma	Barry Switzer	7-4-1



CONFERENCE CHAMPIONSHIPS

CONFERENCE CHAMPIONSHIP SEASONS

Year	Conf.	Overall	Conf.	Head Coach	AP,Coach
1900	SIAA	6-0	3-0	John Heisman	
1902	SIAA	6-1	5-1	John Heisman	
1903*	SIAA	4-1-1	2-0-1	John Heisman	
1906*	SIAA	4-0-3	4-0	Bob Williams	
1940	SoCon	6-2-1	4-0	Frank Howard	
1948	SoCon	11-0	5-0	Frank Howard	11,NP
1956	ACC	7-2-2	4-0-1	Frank Howard	19,NR
1958	ACC	8-3	5-1	Frank Howard	12,13
1959	ACC	9-2	6-1	Frank Howard	11,11
1965*	ACC	5-5	4-3	Frank Howard	
1966	ACC	6-4	6-1	Frank Howard	
1967	ACC	6-4	6-0	Frank Howard	
1978	ACC	11-1	6-0	Charlie Pell	6,6
1981	ACC	12-0	6-0	Danny Ford	1,1
1982	ACC	9-1-1	6-0	Danny Ford	8,NR
1986	ACC	8-2-2	5-1-1	Danny Ford	17,19
1987	ACC	10-2	6-1	Danny Ford	12,10
1988	ACC	10-2	6-1	Danny Ford	9,8
1991	ACC	9-2-1	6-0-1	Ken Hatfield	18,17
2011	ACC	10-4	6-2	Dabo Swinney	22,22

* - tied; SIAA - Southern Intercollegiate Athletic Association

CONFERENCE CHAMPIONSHIPS BY ACC MEMBERS

School	SIAA	SoCon	ACC	BEC	SEC	Total
Clemson	4	2	14			20
Duke		11	7			18
Florida State			15			15
Georgia Tech	5	2	1		5	13
Maryland^		2	9			11
Miami (Fla.)				9		9
North Carolina	1	3	5			9
Virginia Tech		1	4	3		8
NC State			7			7
Syracuse				5		5
Louisville				3		3
Pittsburgh				2		2
Wake Forest			2			2
Virginia			2			2
Boston College				1		1
South Carolina^			1			1

^ - former member

ANOTHER
CLEMSON
CHAMPIONSHIP



2014 ACC FOOTBALL

ATLANTIC DIVISION STANDINGS

Rk	Team	ACC				Overall			
		W-L	Score	H	R	W-L	Score	H	R
1.	Florida State	8-0	286-175	4-0	4-0	13-1	472-358	7-0	4-0
2.	Clemson	6-2	204-142	4-0	2-2	10-3	401-217	7-0	2-3
3.	Louisville	5-3	216-154	3-1	2-2	9-4	405-283	5-1	4-2
4.	Boston College	4-4	183-174	1-3	3-1	7-6	341-277	3-4	4-1
5.	NC State	3-5	197-250	1-3	2-2	8-5	392-351	4-3	3-2
6.	Syracuse	1-7	103-198	0-4	1-3	3-9	205-292	1-5	2-3
	Wake Forest	1-7	97-236	1-3	0-4	3-9	178-317	3-3	0-6

COASTAL DIVISION STANDINGS

Rk	Team	ACC				Overall			
		W-L	Score	H	R	W-L	Score	H	R
1.	Georgia Tech	6-2	298-187	3-1	3-1	11-3	530-360	5-1	5-1
2.	Duke	5-3	216-201	2-2	3-1	9-4	421-283	5-2	4-1
3.	North Carolina	4-4	240-291	2-2	2-2	6-7	432-507	4-2	2-4
	Pittsburgh	4-4	246-237	2-2	2-2	6-7	414-342	3-4	3-2
5.	Virginia Tech	3-5	155-170	1-3	2-2	7-6	313-262	3-4	3-2
	Miami (Fla.)	3-5	191-190	2-2	1-3	6-7	380-316	5-2	1-4
	Virginia	3-5	167-194	3-1	0-4	5-7	310-289	5-2	0-5

2014 ACC HONORS & AWARDS

FIRST-TEAM OFFENSE

Pos.	Player	Cl.	Team	Pts
QB	Jameis Winston	So.	Florida State	142
RB	James Conner	So.	Pittsburgh	164
RB	Duke Johnson	Jr.	Miami (Fla.)	159
WR	Rashad Greene	Sr.	Florida State	157
WR	Jamison Crowder	Sr.	Duke	150
WR	Tyler Boyd	So.	Pittsburgh	149
TE	Nick O'Leary	Sr.	Florida State	131
OT	Cameron Erving	Sr.	Florida State	131
OT	T.J. Clemmings	Sr.	Pittsburgh	90
OG	Tre' Jackson	Sr.	Florida State	121
OG	Laken Tomlinson	Sr.	Duke	114
C	Andy Gallik	Sr.	Boston College	105

SECOND-TEAM OFFENSE

Pos.	Player	Cl.	Team	Pts
QB	Marquise Williams	Jr.	North Carolina	89
RB	Zach Laskey	Sr.	Georgia Tech	69
RB	Dalvin Cook	Fr.	Florida State	63
WR	Phillip Dorsett	Sr.	Miami (Fla.)	96
WR	Mike Williams	So.	Clemson	84
WR	Artavis Scott	Fr.	Clemson	80
TE	Clive Walford	Sr.	Miami (Fla.)	101
OT	Ereck Flowers	Jr.	Miami (Fla.)	69
OT	Jamon Brown	Sr.	Louisville	50
OG	Shaquille Mason	Sr.	Georgia Tech	102
OG	Josue Matias	Jr.	Florida State	48
C	Cameron Erving	Sr.	Florida State	71

THIRD-TEAM OFFENSE

Pos.	Player	Cl.	Team	Pts
QB	Justin Thomas	So.	Georgia Tech	35
RB	Kevin Parks	Sr.	Virginia	60
RB	Jon Hillman	Fr.	Boston College	51
WR	DeAndre Smelter	Sr.	Georgia Tech	72
WR	DeVante Parker	Sr.	Louisville	62
WR	Ryan Switzer	So.	North Carolina	54
TE	Bucky Hodges	Fr.	Virginia Tech	38
OT	Sean Hickey	Sr.	Syracuse	48
OT	Seth Betancourt	Sr.	Boston College	42
OT	Takoby Cofield	Sr.	Duke	42
OT	Bobby Hart	Sr.	Florida State	42
OG	Matt Rotheram	Sr.	Pittsburgh	42
OG	Landon Turner	Jr.	North Carolina	42
C	Matt Skura	Jr.	Duke	44

FIRST-TEAM SPECIALISTS

Pos.	Player	Cl.	Team	Pts
PK	Robert Aguayo	So.	Florida State	153
P	Wil Baumann	Sr.	NC State	108
SP	Jamison Crowder	Sr.	Duke	86

SECOND-TEAM SPECIALISTS

Pos.	Player	Cl.	Team	Pts
PK	Ian Frye	Jr.	Virginia	67
P	Alex Kinal	Jr.	Wake Forest	86
SP	Tyler Boyd	So.	Pittsburgh	58

THIRD-TEAM SPECIALISTS

Pos.	Player	Cl.	Team	Pts
PK	Ross Martin	Jr.	Duke	48
P	Justin Vogel	So.	Miami (Fla.)	40
SP	DeVon Edwards	So.	Duke	48

Accomplishment	Player	Team
Champion		Florida State
Player-of-the-Year	James Conner	Pittsburgh
Offensive Player-of-the-Year	James Conner	Pittsburgh
Defensive Player-of-the-Year	Vic Beasley	Clemson
Rookie-of-the-Year	Brad Kaaya	Miami (Fla.)
Offensive Rookie-of-the-Year	Brad Kaaya	Miami (Fla.)
Defensive Rookie-of-the-Year	Quin Blanding	Virginia
Coach-of-the-Year	Paul Johnson	Georgia Tech
Brian Piccolo Award	Duke Johnson	Miami (Fla.)
Jacobs Blocking Trophy	Cameron Erving	Florida State
Jim Tatum Award	David Helton	Duke

FIRST-TEAM DEFENSE

Pos.	Player	Cl.	Team	Pts
DE	Vic Beasley	Sr.	Clemson	159
DE	Mario Edwards Jr.	Jr.	Florida State	112
DT	Eddie Goldman	Jr.	Florida State	129
DT	Grady Jarrett	Sr.	Clemson	127
LB	Denzel Perryman	Sr.	Miami (Fla.)	145
LB	David Helton	Sr.	Duke	104
LB	Stephone Anthony	Sr.	Clemson	101
CB	Kendall Fuller	So.	Virginia Tech	119
CB	P.J. Williams	Jr.	Florida State	105
S	Gerod Holliman	So.	Louisville	132
S	Jalen Ramsey	So.	Florida State	92

SECOND-TEAM DEFENSE

Pos.	Player	Cl.	Team	Pts
DE	Dadi Nicolas	Jr.	Virginia Tech	101
DE	Eli Harold	Jr.	Virginia	65
DT	Adam Gotsis	Jr.	Georgia Tech	48
DT	Tylor Harris	Jr.	Wake Forest	43
LB	Terrance Smith	Jr.	Florida State	82
LB	Lorenzo Mauldin	Sr.	Louisville	79
LB	Henry Coley	Sr.	Virginia	68
LB	Quayshawn Nealy	Sr.	Georgia Tech	68
CB	Garry Peters	Sr.	Clemson	63
CB	Maurice Canady	Jr.	Virginia	56
S	Jeremy Cash	Jr.	Duke	83
S	Quin Blanding	Fr.	Virginia	71

THIRD-TEAM DEFENSE

Pos.	Player	Cl.	Team	Pts
DE	Sheldon Rankins	Jr.	Louisville	45
DE	Ken Ekanem	So.	Virginia Tech	40
DT	Corey Marshall	Jr.	Virginia Tech	41
DT	Connor Wujciak	Jr.	Boston College	41
LB	Reggie Northrup	Jr.	Florida State	54
LB	Cameron Lynch	Sr.	Syracuse	45
LB	Max Valles	So.	Virginia	45
CB	Ronald Darby	Jr.	Florida State	51
CB	Charles Gaines	Jr.	Louisville	47
S	Anthony Harris	Sr.	Virginia	56
S	Jamal Golden	Jr.	Georgia Tech	43

Note: Teams and honors as chosen by the Atlantic Coast Sports Media Association.

ARTAVIS SCOTT

STEPHONE ANTHONY

2014 LETTERMEN

FRESHMEN (14)

#	Player	Pos.
2	Mackensie Alexander	CB
21	Adrian Baker	CB
31	Ryan Carter	CB
26	Adam Choice	RB
55	Tyrone Crowder	OG
82	Adrien Dunn	WR
23	Tyshon Dye	RB
9	Wayne Gallman	RB
69	Maverick Morris	OT
6	Dorian O'Daniel	LB
1	Ebenezer Ogundeko*	DE
56	Scott Pagano	DT
3	Artavis Scott	WR
4	Deshaun Watson	QB

* - not returning in 2015

SOPHOMORES (17)

#	Player	Pos.
53	Martin Aiken	DE
10	Ben Boulware	LB
41	T.J. Burrell	LB
98	Kevin Dodd	DE
15	T.J. Green	S
57	Jay Guillermo	C
5	Germone Hopper	WR
18	Jadar Johnson	S
20	Jayron Kears	S
90	Shaq Lawson	DE
16	Jordan Leggett	TE
89	Jay Jay McCullough	TE
12	Nick Schuessler	QB
25	Cordrea Tankersley	CB
94	Carlos Watkins	DT
12	Korin Wiggins	S
7	Mike Williams	WR

JUNIORS (13)

#	Player	Pos.
79	Isaiah Battle*	OT
40	Roderick Byers	TE
32	C.J. Davidson	RB
44	B.J. Goodson	LB
73	Joe Gore	OT
52	Kellen Jones*	LB
36	Ammon Lakip	PK/P
78	Eric Mac Lain	OL
58	Ryan Norton	OL
19	Charone Peake	WR
92	Bradley Pinion*	P/PK
48	D.J. Reader	DT
81	Stanton Seckinger	TE

* - not returning in 2015

SENIORS (26)

#	Player	Pos.
42	Stephone Anthony	LB
9	Tavaris Barnes	DE
68	David Beasley	OG
3	Vic Beasley	DE
86	Sam Cooper	TE
93	Corey Crawford	DE
67	Kalon Davis	OL
38	Alex Goode	RB
22	D.J. Howard	RB
13	Adam Humphries	WR
50	Grady Jarrett	DT
32	Corbin Jenkins	PK/P
14	Martin Jenkins	CB
84	Andrew Maass	WR
10	David Olson	QB
26	Garry Peters	CB
74	Spencer Region	OG
83	Daniel Rodriguez	WR
27	Robert Smith	S
75	Michael Sobeski	LS
7	Tony Steward	LB
18	Cole Stoudt	QB
91	Josh Watson	DT
30	Taylor Watson	S
77	Reid Webster	OL
99	DeShawn Williams	DT

2014 LETTERMEN BY POSITION (70)

OFFENSE (34)

OT (4): Isaiah Battle, Kalon Davis, Joe Gore, Maverick Morris
OG (5): David Beasley, Tyrone Crowder, Eric Mac Lain, Spencer Region, Reid Webster
C (2): Jay Guillermo, Ryan Norton
TE (5): Roderick Byers, Sam Cooper, Jordan Leggett, Jay Jay McCullough, Stanton Seckinger
WR (8): Adrien Dunn, Germone Hopper, Adam Humphries, Andrew Maass, Charone Peake, Daniel Rodriguez, Artavis Scott, Mike Williams
QB (4): David Olson, Nick Schuessler, Cole Stoudt, Deshaun Watson
RB (6): Adam Choice, C.J. Davidson, Tyshon Dye, Wayne Gallman, Alex Goode, D.J. Howard

DEFENSE (32)

DE (7): Martin Aiken, Tavaris Barnes, Vic Beasley, Corey Crawford, Kevin Dodd, Shaq Lawson, Ebenezer Ogundeko
DT (6): Grady Jarrett, Scott Pagano, D.J. Reader, Carlos Watkins, Josh Watson, DeShawn Williams
LB (7): Stephone Anthony, Ben Boulware, T.J. Burrell, B.J. Goodson, Kellen Jones, Dorian O'Daniel, Tony Steward
CB (6): Mackensie Alexander, Adrian Baker, Ryan Carter, Martin Jenkins, Garry Peters, Cordrea Tankersley
S (6): T.J. Green, Jadar Johnson, Jayron Kears, Robert Smith, Taylor Watson, Korin Wiggins

SPECIAL TEAMS (4)

PK (2): Corbin Jenkins, Ammon Lakip
P (1): Bradley Pinion
LS (1): Michael Sobeski

RETURNING LETTERMEN BY POSITION (43)

OFFENSE (21)

OT (1): Joe Gore
OG (3): Tyrone Crowder, Eric Mac Lain, Maverick Morris
C (2): Jay Guillermo, Ryan Norton
TE (3): Jordan Leggett, Jay Jay McCullough, Stanton Seckinger
WR (5): Adrien Dunn, Germone Hopper, Charone Peake, Artavis Scott, Mike Williams
QB (2): Nick Schuessler, Deshaun Watson
RB (5): Zac Brooks, Adam Choice, C.J. Davidson, Tyshon Dye, Wayne Gallman


DEFENSE (20)

DE (3): Martin Aiken, Kevin Dodd, Shaq Lawson
DT (4): Roderick Byers, Scott Pagano, D.J. Reader, Carlos Watkins
LB (5): Ben Boulware, T.J. Burrell, B.J. Goodson, Dorian O'Daniel, Korin Wiggins
CB (4): Mackensie Alexander, Adrian Baker, Ryan Carter, Cordrea Tankersley
S (4): Travis Blanks, T.J. Green, Jadar Johnson, Jayron Kears

SPECIAL TEAMS (1)


PK (1): Ammon Lakip
P (0)
LS (0)

Note: Positions based on 2015.



THE 2014 SENIOR CLASS ESTABLISHED A SCHOOL RECORD WITH 42 WINS OVER A FOUR-YEAR PERIOD.

MEET THE TIGERS



MIKE WILLIAMS

THE RANGY JUNIOR WIDEOUT WAS SECOND-TEAM ALL-ACC A SEASON AGO AFTER POSTING 57 CATCHES FOR 1,030 YARDS AND SIX TOUCHDOWNS.

NUMERICAL ROSTER

#	Player	Pos.	Hgt.	Wgt.	Cl.	Exp.	Hometown	High School or Junior College	Pronunciation
1	Jayron Kearse	S	6-4	210	Jr.	2VL	Fort Myers, Fla.	South Fort Myers HS	Jayron (JAY-rah-n)
1	Trevion Thompson	WR	6-2	195	*Fr.	RS	Durham, N.C.	Hillside HS	Trevion (TRAY-vee-ahn)
2	Kelly Bryant	QB	6-4	205	Fr.	HS	Calhoun Falls, S.C.	Wren HS	
2	Mackensie Alexander	CB	5-10	190	*So.	1VL	Immokalee, Fla.	Immokalee HS	Mackensie (muh-KEHN-zee)
3	Artavis Scott	WR	5-10	190	So.	1VL	Clearwater, Fla.	East Lake HS	
4	Deshaun Watson	QB	6-2	205	So.	1VL	Gainesville, Ga.	Gainesville HS	
5	Germone Hopper	WR	5-11	175	*Jr.	2VL	Charlotte, N.C.	Phillip O. Berry Academy of Technology	Germone (juhr-MAHN)
6	Dorian O'Daniel	LB	6-2	215	*So.	1VL	Olney, Md.	Our Lady of Good Counsel HS	
7	LaSamuel Davis	DL	6-4	215	Fr.	HS	Bamberg, S.C.	Bamberg-Ehrhardt HS	
7	Mike Williams	WR	6-4	210	Jr.	2VL	Vance, S.C.	Lake Marion HS	
8	Deon Cain	WR	6-2	190	Fr.	HS	Tampa, Fla.	Tampa Bay Technical HS	
9	Wayne Gallman	RB	6-1	205	*So.	1VL	Loganville, Ga.	Grayson HS	
10	Ben Boulware	LB	6-0	235	Jr.	2VL	Anderson, S.C.	T.L. Hanna HS	
10	Tucker Israel	QB	5-11	190	Fr.	HS	Orlando, Fla.	Lake Nona HS	
11	Shadell Bell	WR	6-3	200	Fr.	HS	Decatur, Ga.	Columbia HS	
11	Travis Blanks	S	6-1	205	*Jr.	2VL	Tallahassee, Fla.	North Florida Christian School	
12	Nick Schuessler	QB	6-3	195	*Jr.	1VL	Grayson, Ga.	Grayson HS	Schuessler (SHOOS-luhr)
12	Korrin Wiggins	LB/S	5-11	195	Jr.	2VL	Durham, N.C.	Hillside HS	Korrin (kohr-RIHN)
13	Hunter Renfrow	WR	5-10	170	*Fr.	RS	Myrtle Beach, S.C.	Socastee HS	Socastee (SAHK-uh-stee)
14	Mark Fields	DB	5-10	180	Fr.	HS	Cornelius, N.C.	William Amos Hough HS	
15	T.J. Green	S	6-3	205	Jr.	2VL	Sylacauga, Ala.	Sylacauga HS	
16	Jordan Leggett	TE	6-5	250	Jr.	2VL	Navarre, Fla.	Navarre HS	Navarre (nuh-VAHR)
17	Jefferie Gibson	S	6-4	200	*Fr.	RS	Hope Mills, N.C.	Gray's Creek HS	
18	Jadar Johnson	S	6-0	200	Jr.	2VL	Orangeburg, S.C.	Orangeburg-Wilkinson HS	Jadar (juh-DAHR)
19	Tanner Muse	DB	6-3	215	Fr.	HS	Belmont, N.C.	South Point HS	
19	Charone Peake	WR	6-2	205	*Gr.	3VL	Moore, S.C.	Dorman HS	Charone (shuh-RAHN)
20	Kaleb Chalmers	DB	6-0	180	Fr.	HS	Greenwood, S.C.	Greenwood HS	
21	Adrian Baker	CB	5-11	180	*So.	1VL	Hallandale, Fla.	Chaminade-Madonna College Preparatory	
21	C.J. Davidson	RB	5-10	200	*Gr.	2VL	Clemson, S.C.	Daniel HS	
22	Tyshon Dye	RB	5-11	215	*So.	1VL	Elberton, Ga.	Elbert County Comprehensive HS	
23	Van Smith	DB	6-2	180	Fr.	HS	Cornelius, N.C.	William Amos Hough HS	
24	Zac Brooks	RB	6-0	200	*Jr.	2VL	Jonesboro, Ark.	Jonesboro Senior HS	
25	Cordrea Tankersley	CB	6-1	195	Jr.	2VL	Beech Island, S.C.	Silver Bluff HS	Cordrea (cohr-DRAY)
26	Adam Choice	RB	5-9	215	So.	1VL	Thomasville, Ga.	Thomas County Central HS	
27	C.J. Fuller	RB	5-9	215	*Fr.	RS	Easley, S.C.	Easley HS	
29	Marcus Edmond	CB	5-11	170	*So.	SQ	Hopkins, S.C.	Lower Richland HS	
30	Jalen Williams	LB	6-0	225	Fr.	HS	Columbia, S.C.	Blythewood HS	
31	Ryan Carter	CB	5-9	180	*So.	1VL	Grayson, Ga.	Grayson HS	
32	Andy Teasdall	P	5-11	185	*Jr.	SQ	Winston-Salem, N.C.	R.J. Reynolds HS	Teasdall (TEEZ-dahl)
33	J.D. Davis	LB	6-2	220	Fr.	HS	Clemson, S.C.	Daniel HS	
34	Kendall Joseph	LB	5-11	225	*Fr.	RS	Belton, S.C.	Belton-Honea Path HS	Honea (HUHN-ee-uh)
34	Ray Ray McCloud	WR	5-10	175	Fr.	HS	Tampa, Fla.	Sickles HS	
35	Quintin Hall	LB	5-11	225	Sr.	SQ	Piedmont, S.C.	Wren HS	
35	Justin Miller	TE	6-0	260	*So.	SQ	Six Mile, S.C.	Daniel HS	
35	Chad Smith	LB	6-3	225	Fr.	HS	Sterling, Va.	Dominion HS	
36	Judah Davis	LB	6-2	220	Fr.	HS	Clemson, S.C.	Daniel HS	
36	Ammon Lakip	PK/P	5-11	200	*Sr.	2VL	Johns Creek, Ga.	Chattahoochee HS	Ammon Lakip (A-muhn LAY-kihp)
37	Cameron Scott	CB	5-11	200	*Fr.	RS	Florence, S.C.	Wilson HS	
39	Jordan Bianchi	WR	6-6	210	*Sr.	SQ	Greer, S.C.	Riverside HS	Bianchi (bee-AHN-kee)
39	Christian Groomes	PK/P	5-9	190	*Fr.	RS	Central, S.C.	Daniel HS	
40	Jaquarius Brice	LB	6-2	215	*So.	SQ	Lancaster, S.C.	Lancaster HS	
40	Roderick Byers	DT	6-3	290	*Sr.	3VL	Rock Hill, S.C.	Northwestern HS	
41	T.J. Burrell	LB	5-11	215	*Jr.	2VL	Goose Creek, S.C.	Goose Creek HS	
42	Christian Wilkins	DL	6-5	305	Fr.	HS	Springfield, Mass.	Suffield (Conn.) Academy	
43	Korie Rogers	LB	6-2	240	*Fr.	RS	Flowery Branch, Ga.	Buford HS	
44	B.J. Goodson	LB	6-0	240	*Sr.	3VL	Lamar, S.C.	Lamar HS	
44	Garrett Williams	TE	6-3	225	Fr.	HS	Orlando, Fla.	The First Academy	
45	Chris Register	DE	6-2	245	*Fr.	RS	Browns Summit, N.C.	Dudley HS	
47	Alex Spence	PK	6-2	190	*Fr.	RS	Florence, S.C.	West Florence HS	
48	D.J. Reader	DT	6-2	325	Sr.	3VL	Greensboro, N.C.	Grimsley HS	
49	Beau Brown	S	6-0	195	*Sr.	SQ	Beaufort, S.C.	Beaufort HS	
49	Richard Yeargin	DE	6-4	245	*Fr.	RS	Lauderdale Lakes, Fla.	University School of Nova Southeastern University	



NUMERICAL ROSTER

#	Player	Pos.	Hgt.	Wgt.	Cl.	Exp.	Hometown	High School or Junior College	Pronunciation
50	Justin Falcinelli	C	6-3	305	*Fr.	RS	Middletown, Md.	Middletown HS	Falcinelli (fal-sih-NEHL-ee)
50	Jabril Robinson	DT	6-3	275	*Fr.	RS	Leland, N.C.	North Brunswick HS	Leland (LEE-lehnd)
51	Taylor Hearn	OG	6-4	325	*Fr.	RS	Williston, S.C.	Williston-Elko HS	
53	Martin Aiken	DE	6-2	225	*Jr.	2VL	Smoaks, S.C.	Bamberg-Ehrhardt HS	
54	Zach Riggs	C	6-5	270	*So.	SQ	Greer, S.C.	J.L. Mann HS	
55	Tyrone Crowder	OG	6-2	330	*So.	1VL	Marston, N.C.	Richmond Senior HS	
56	Scott Pagano	DT	6-3	295	*So.	1VL	Honolulu, Hawaii	Moanalua HS	
57	Jay Guillermo	C	6-3	310	*Jr.	2VL	Maryville, Tenn.	Maryville HS	Guillermo (gee-AYR-moh)
58	Ryan Norton	OL	6-3	285	*Gr.	3VL	Simpsonville, S.C.	Mauldin HS	
59	Collins Mauldin	DE	6-1	230	*Gr.	SQ	Rock Hill, S.C.	Northwestern HS	
59	Bradley Tatko	LS	6-0	225	*So.	SQ	Greenwood, S.C.	Greenwood HS	
61	William Cockerill	OT	6-6	250	Sr.	SQ	Sumter, S.C.	Sumter HS	
61	David Estes	LS	6-1	205	*Jr.	SQ	Mauldin, S.C.	St. Joseph's Catholic School	
63	Jake Fruhmorgen	OL	6-5	285	Fr.	HS	Tampa, Fla.	Plant HS	
65	Daniel Stone	OT	6-4	265	Sr.	SQ	Simpsonville, S.C.	Southside Christian School	
67	Albert Huggins	DL	6-3	280	Fr.	HS	Orangeburg, S.C.	Orangeburg-Wilkinson HS	
69	Maverick Morris	OG	6-4	295	*So.	1VL	Broxton, Ga.	Coffee HS	
71	Noah Green	OL	6-5	275	Fr.	HS	Boiling Springs, S.C.	Boiling Springs HS	
73	Joe Gore	OT	6-5	290	*Gr.	3VL	Lake Waccamaw, N.C.	East Columbus HS	
75	Mitch Hyatt	OL	6-6	285	Fr.	HS	Sugar Hill, Ga.	North Gwinnett HS	
76	Jim Brown	LS	6-4	230	*Gr.	SQ	Walterboro, S.C.	Pinewood Prep School	
77	Zach Giella	OL	6-5	290	Fr.	HS	Lincolnton, Ga.	Augusta Christian Schools	Giella (jee-EH-luh)
78	Eric Mac Lain	OL	6-4	305	*Gr.	3VL	Hope Mills, N.C.	Jack Britt HS	Mac Lain (mak-LAYN)
80	Milan Richard	TE	6-2	245	*Fr.	RS	Savannah, Ga.	Calvary Day School	
81	Stanton Seckinger	TE	6-5	240	*Gr.	3VL	Isle of Palms, S.C.	Porter-Gaud School	
82	Adrien Dunn	WR	5-7	170	*So.	1VL	Clemson, S.C.	Daniel HS	
84	Cannon Smith	TE	6-4	260	*Fr.	RS	Columbia, S.C.	Hammond School	
85	Dane Rogers	DE	6-3	275	*So.	SQ	Shelby, N.C.	Crest HS	
85	Seth Ryan	WR	5-11	170	*So.	SQ	Summit, N.J.	Summit HS	
87	D.J. Greenlee	TE	6-1	250	*So.	SQ	Clemson, S.C.	Daniel HS	
88	Sean Mac Lain	WR	6-4	210	*So.	SQ	Hope Mills, N.C.	Jack Britt HS	Mac Lain (mak-LAYN)
89	Jay Jay McCullough	TE	6-3	245	*Jr.	2VL	Fort Mill, S.C.	Nation Ford HS	
90	Shaq Lawson	DE	6-3	275	Jr.	2VL	Central, S.C.	Daniel HS	
91	Austin Bryant	DL	6-4	250	Fr.	HS	Pavo, Ga.	Thomas County Central HS	
93	Sterling Johnson	DL	6-5	275	Fr.	HS	Clayton, N.C.	Cleveland HS	
94	Carlos Watkins	DT	6-3	295	*Jr.	2VL	Moorestown, N.C.	Chase HS	
95	Gage Cervenka	DL	6-3	295	Fr.	HS	Greenwood, S.C.	Emerald HS	
98	Kevin Dodd	DE	6-5	275	*Jr.	2VL	Taylors, S.C.	Riverside HS	
99	Clelin Ferrell	DL	6-5	250	Fr.	HS	Richmond, Va.	Benedictine HS	
	Michael Batson	P	5-10	195	Fr.	HS	Central, S.C.	Christ Church Episcopal School	
	Kaleb Bevelle	DE	6-4	255	*So.	TR	Apopka, Fla.	Apopka HS	
	Kelby Bevelle	DE	6-4	260	*So.	TR	Apopka, Fla.	Apopka HS	
	Kyle Cote	S	5-10	170	Fr.	HS	Six Mile, S.C.	Daniel HS	Cote (COHT-ee)
	Denzel Johnson	ATH	6-2	190	Fr.	HS	Columbia, S.C.	A.C. Flora HS	
	Seth Penner	OL	6-3	310	Fr.	HS	Naples, Fla.	First Baptist Academy	
	Austin Spence	LS	6-2	195	Fr.	HS	Florence, S.C.	West Florence HS	
	Ty Thomason	WR	5-10	210	Fr.	HS	Greenville, S.C.	Eastside HS	
	Logan Tisch	OL	6-2	285	Fr.	HS	Chapel Hill, N.C.	Chapel Hill HS	

* - spent one season as a redshirt player

COACHES

Coach	Title(s)	Position(s)	CU Years	Alma Mater	Pronunciation
Dabo Swinney	Head Coach		*13th	Alabama '93	Dabo Swinney (DA-boh SWEE-nee)
Dan Brooks	Associate Head Coach	Defensive Tackles	7th	Western Carolina '76	
Danny Pearman	Assistant Head Coach, Special Teams Coordinator	Tight Ends	8th	Clemson '87	
Brent Venables	Assistant Coach, Defensive Coordinator	Linebackers	4th	Kansas State '92	
Marion Hobby	Assistant Coach, Co-Defensive Coordinator	Defensive Ends	^6th	Tennessee '95	
Jeff Scott	Assistant Coach, Co-Offensive Coordinator	Wide Receivers	8th	Clemson '03	
Tony Elliott	Assistant Coach, Co-Offensive Coordinator	Running Backs	5th	Clemson '02	
Robbie Caldwell	Assistant Coach	Offensive Linemen	5th	Furman '77	
Mike Reed	Assistant Coach	Defensive Backs	3rd	Boston College '94	
Brandon Streeter	Assistant Coach, Recruiting Coordinator	Quarterbacks	2nd	Clemson '99	

* - includes over five seasons (2003-08) as an assistant coach and over six seasons as a head coach (2008-14); ^ - includes one year (2005) as an assistant coach



ALPHABETICAL ROSTER

#	Player	Pos.	Hgt.	Wgt.	Cl.	Exp.	Hometown	High School or Junior College	Pronunciation
53	Martin Aiken	DE	6-2	225	*Jr.	2VL	Smoaks, S.C.	Bamberg-Ehrhardt HS	
2	Mackensie Alexander	CB	5-10	190	*So.	1VL	Immokalee, Fla.	Immokalee HS	Mackensie (muh-KEHN-zee)
21	Adrian Baker	CB	5-11	180	*So.	1VL	Hallandale, Fla.	Chaminade-Madonna College Preparatory	
	Michael Batson	P	5-10	195	Fr.	HS	Central, S.C.	Christ Church Episcopal School	
11	Shadell Bell	WR	6-3	200	Fr.	HS	Decatur, Ga.	Columbia HS	
	Kaleb Bevelle	DE	6-4	255	*So.	TR	Apopka, Fla.	Apopka HS	
	Kelby Bevelle	DE	6-4	260	*So.	TR	Apopka, Fla.	Apopka HS	
39	Jordan Bianchi	WR	6-6	210	*Sr.	SQ	Greer, S.C.	Riverside HS	Bianchi (bee-AHN-kee)
11	Travis Blanks	S	6-1	205	*Jr.	2VL	Tallahassee, Fla.	North Florida Christian School	
10	Ben Boulware	LB	6-0	235	Jr.	2VL	Anderson, S.C.	T.L. Hanna HS	
40	Jaquarius Brice	LB	6-2	215	*So.	SQ	Lancaster, S.C.	Lancaster HS	
24	Zac Brooks	RB	6-0	200	*Jr.	2VL	Jonesboro, Ark.	Jonesboro Senior HS	
49	Beau Brown	S	6-0	195	*Sr.	SQ	Beaufort, S.C.	Beaufort HS	
76	Jim Brown	LS	6-4	230	*Gr.	SQ	Walterboro, S.C.	Pinewood Prep School	
91	Austin Bryant	DL	6-4	250	Fr.	HS	Pavo, Ga.	Thomas County Central HS	
2	Kelly Bryant	QB	6-4	205	Fr.	HS	Calhoun Falls, S.C.	Wren HS	
41	T.J. Burrell	LB	5-11	215	*Jr.	2VL	Goose Creek, S.C.	Goose Creek HS	
40	Roderick Byers	DT	6-3	290	*Sr.	3VL	Rock Hill, S.C.	Northwestern HS	
8	Deon Cain	WR	6-2	190	Fr.	HS	Tampa, Fla.	Tampa Bay Technical HS	
31	Ryan Carter	CB	5-9	180	*So.	1VL	Grayson, Ga.	Grayson HS	
95	Gage Cervenka	DL	6-3	295	Fr.	HS	Greenwood, S.C.	Emerald HS	
20	Kaleb Chalmers	DB	6-0	180	Fr.	HS	Greenwood, S.C.	Greenwood HS	
26	Adam Choice	RB	5-9	215	So.	1VL	Thomasville, Ga.	Thomas County Central HS	
61	William Cockerill	OT	6-6	250	Sr.	SQ	Sumter, S.C.	Sumter HS	
	Kyle Cote	S	5-10	170	Fr.	HS	Six Mile, S.C.	Daniel HS	Cote (COHT-ee)
55	Tyrone Crowder	OG	6-2	330	*So.	1VL	Marston, N.C.	Richmond Senior HS	
21	C.J. Davidson	RB	5-10	200	*Gr.	2VL	Clemson, S.C.	Daniel HS	
33	J.D. Davis	LB	6-2	220	Fr.	HS	Clemson, S.C.	Daniel HS	
36	Judah Davis	LB	6-2	220	Fr.	HS	Clemson, S.C.	Daniel HS	
7	LaSamuel Davis	DL	6-4	215	Fr.	HS	Bamberg, S.C.	Bamberg-Ehrhardt HS	
98	Kevin Dodd	DE	6-5	275	*Jr.	2VL	Tailors, S.C.	Riverside HS	
82	Adrien Dunn	WR	5-7	170	*So.	1VL	Clemson, S.C.	Daniel HS	
22	Tyshon Dye	RB	5-11	215	*So.	1VL	Elberton, Ga.	Elbert County Comprehensive HS	
29	Marcus Edmond	CB	5-11	170	*So.	SQ	Hopkins, S.C.	Lower Richland HS	
61	David Estes	LS	6-1	205	*Jr.	SQ	Mauldin, S.C.	St. Joseph's Catholic School	
50	Justin Falcinelli	C	6-3	305	*Fr.	RS	Middletown, Md.	Middletown HS	Falcinelli (fal-sih-NEHL-ee)
99	Clelin Ferrell	DL	6-5	250	Fr.	HS	Richmond, Va.	Benedictine HS	
14	Mark Fields	DB	5-10	180	Fr.	HS	Cornelius, N.C.	William Amos Hough HS	
63	Jake Fruhmorgen	OL	6-5	285	Fr.	HS	Tampa, Fla.	Plant HS	
27	C.J. Fuller	RB	5-9	215	*Fr.	RS	Easley, S.C.	Easley HS	
9	Wayne Gallman	RB	6-1	205	*So.	1VL	Loganville, Ga.	Grayson HS	
17	Jefferie Gibson	S	6-4	200	*Fr.	RS	Hope Mills, N.C.	Gray's Creek HS	
77	Zach Giella	OL	6-5	290	Fr.	HS	Lincolnton, Ga.	Augusta Christian Schools	Giella (jee-EH-luh)
44	B.J. Goodson	LB	6-0	240	*Sr.	3VL	Lamar, S.C.	Lamar HS	
73	Joe Gore	OT	6-5	290	*Gr.	3VL	Lake Waccamaw, N.C.	East Columbus HS	
71	Noah Green	OL	6-5	275	Fr.	HS	Boiling Springs, S.C.	Boiling Springs HS	
15	T.J. Green	S	6-3	205	Jr.	2VL	Sylacauga, Ala.	Sylacauga HS	
87	D.J. Greenlee	TE	6-1	250	*So.	SQ	Clemson, S.C.	Daniel HS	
39	Christian Groomes	PK/P	5-9	190	*Fr.	RS	Central, S.C.	Daniel HS	
57	Jay Guillermo	C	6-3	310	*Jr.	2VL	Maryville, Tenn.	Maryville HS	Guillermo (gee-AYR-moh)
35	Quintin Hall	LB	5-11	225	Sr.	SQ	Piedmont, S.C.	Wren HS	
51	Taylor Hearn	OG	6-4	325	*Fr.	RS	Williston, S.C.	Williston-Elko HS	
5	Germone Hopper	WR	5-11	175	*Jr.	2VL	Charlotte, N.C.	Phillip O. Berry Academy of Technology	Germone (juhr-MAHN)
67	Albert Huggins	DL	6-3	280	Fr.	HS	Orangeburg, S.C.	Orangeburg-Wilkinson HS	
75	Mitch Hyatt	OL	6-6	285	Fr.	HS	Sugar Hill, Ga.	North Gwinnett HS	
10	Tucker Israel	QB	5-11	190	Fr.	HS	Orlando, Fla.	Lake Nona HS	
	Denzel Johnson	ATH	6-2	190	Fr.	HS	Columbia, S.C.	A.C. Flora HS	
18	Jadar Johnson	S	6-0	200	Jr.	2VL	Orangeburg, S.C.	Orangeburg-Wilkinson HS	Jadar (juh-DAHR)
93	Sterling Johnson	DL	6-5	275	Fr.	HS	Clayton, N.C.	Cleveland HS	
34	Kendall Joseph	LB	5-11	225	*Fr.	RS	Belton, S.C.	Belton-Honea Path HS	Honea (HUHN-ee-uh)
1	Jayron Kears	S	6-4	210	Jr.	2VL	Fort Myers, Fla.	South Fort Myers HS	Jayron (JAY-rah)
36	Ammon Lakip	PK/P	5-11	200	*Sr.	2VL	Johns Creek, Ga.	Chattahoochee HS	Ammon Lakip (A-muhn LAY-kih)

ALPHABETICAL ROSTER

#	Player	Pos.	Hgt.	Wgt.	Cl.	Exp.	Hometown	High School or Junior College	Pronunciation
90	Shaq Lawson	DE	6-3	275	Jr.	2VL	Central, S.C.	Daniel HS	
16	Jordan Leggett	TE	6-5	250	Jr.	2VL	Navarre, Fla.	Navarre HS	Navarre (nuh-VAHR)
78	Eric Mac Lain	OL	6-4	305	*Gr.	3VL	Hope Mills, N.C.	Jack Britt HS	Mac Lain (mak-LAYN)
88	Sean Mac Lain	WR	6-4	210	*So.	SQ	Hope Mills, N.C.	Jack Britt HS	Mac Lain (mak-LAYN)
59	Collins Mauldin	DE	6-1	230	*Gr.	SQ	Rock Hill, S.C.	Northwestern HS	
34	Ray Ray McCloud	WR	5-10	175	Fr.	HS	Tampa, Fla.	Sickles HS	
89	Jay Jay McCullough	TE	6-3	245	*Jr.	2VL	Fort Mill, S.C.	Nation Ford HS	
35	Justin Miller	TE	6-0	260	*So.	SQ	Six Mile, S.C.	Daniel HS	
69	Maverick Morris	OG	6-4	295	*So.	1VL	Broxton, Ga.	Coffee HS	
19	Tanner Muse	DB	6-3	215	Fr.	HS	Belmont, N.C.	South Point HS	
58	Ryan Norton	OL	6-3	285	*Gr.	3VL	Simpsonville, S.C.	Mauldin HS	
6	Dorian O'Daniel	LB	6-2	215	*So.	1VL	Olney, Md.	Our Lady of Good Counsel HS	
56	Scott Pagano	DT	6-3	295	*So.	1VL	Honolulu, Hawaii	Moanalua HS	
19	Charone Peake	WR	6-2	205	*Gr.	3VL	Moore, S.C.	Dorman HS	Charone (shuh-RAHN)
	Seth Penner	OL	6-3	310	Fr.	HS	Naples, Fla.	First Baptist Academy	
48	D.J. Reader	DT	6-2	325	Sr.	3VL	Greensboro, N.C.	Grimsley HS	
45	Chris Register	DE	6-2	245	*Fr.	RS	Browns Summit, N.C.	Dudley HS	
13	Hunter Renfrow	WR	5-10	170	*Fr.	RS	Myrtle Beach, S.C.	Socastee HS	Socastee (SAHK-uh-stee)
80	Milan Richard	TE	6-2	245	*Fr.	RS	Savannah, Ga.	Calvary Day School	
54	Zach Riggs	C	6-5	270	*So.	SQ	Greer, S.C.	J.L. Mann HS	
50	Jabril Robinson	DT	6-3	275	*Fr.	RS	Leland, N.C.	North Brunswick HS	Leland (LEE-lehnd)
85	Dane Rogers	DE	6-3	275	*So.	SQ	Shelby, N.C.	Crest HS	
43	Korie Rogers	LB	6-2	240	*Fr.	RS	Flowery Branch, Ga.	Buford HS	
85	Seth Ryan	WR	5-11	170	*So.	SQ	Summit, N.J.	Summit HS	
12	Nick Schuessler	QB	6-3	195	*Jr.	1VL	Grayson, Ga.	Grayson HS	Schuessler (SHOOS-luhr)
3	Artavis Scott	WR	5-10	190	So.	1VL	Clearwater, Fla.	East Lake HS	
37	Cameron Scott	CB	5-11	200	*Fr.	RS	Florence, S.C.	Wilson HS	
81	Stanton Seckinger	TE	6-5	240	*Gr.	3VL	Isle of Palms, S.C.	Porter-Gaud School	
84	Cannon Smith	TE	6-4	260	*Fr.	RS	Columbia, S.C.	Hammond School	
35	Chad Smith	LB	6-3	225	Fr.	HS	Sterling, Va.	Dominion HS	
23	Van Smith	DB	6-2	180	Fr.	HS	Cornelius, N.C.	William Amos Hough HS	
47	Alex Spence	PK	6-2	190	*Fr.	RS	Florence, S.C.	West Florence HS	
	Austin Spence	LS	6-2	195	Fr.	HS	Florence, S.C.	West Florence HS	
65	Daniel Stone	OT	6-4	265	Sr.	SQ	Simpsonville, S.C.	Southside Christian School	
25	Cordrea Tankersley	CB	6-1	195	Jr.	2VL	Beech Island, S.C.	Silver Bluff HS	Cordrea (cohr-DRAY)
59	Bradley Tatko	LS	6-0	225	*So.	SQ	Greenwood, S.C.	Greenwood HS	
32	Andy Teasdall	P	5-11	185	*Jr.	SQ	Winston-Salem, N.C.	R.J. Reynolds HS	Teasdall (TEEZ-dahl)
	Ty Thomason	WR	5-10	210	Fr.	HS	Greenville, S.C.	Eastside HS	
1	Trevion Thompson	WR	6-2	195	*Fr.	RS	Durham, N.C.	Hillside HS	Trevion (TRAY-vee-ahn)
	Logan Tisch	OL	6-2	285	Fr.	HS	Chapel Hill, N.C.	Chapel Hill HS	
94	Carlos Watkins	DT	6-3	295	*Jr.	2VL	Mooresboro, N.C.	Chase HS	
4	Deshaun Watson	QB	6-2	205	So.	1VL	Gainesville, Ga.	Gainesville HS	
12	Korrin Wiggins	LB/S	5-11	195	Jr.	2VL	Durham, N.C.	Hillside HS	Korrin (kohr-RIHN)
42	Christian Wilkins	DL	6-5	305	Fr.	HS	Springfield, Mass.	Suffield (Conn.) Academy	
44	Garrett Williams	TE	6-3	225	Fr.	HS	Orlando, Fla.	The First Academy	
30	Jalen Williams	LB	6-0	225	Fr.	HS	Columbia, S.C.	Blythewood HS	
7	Mike Williams	WR	6-4	210	Jr.	2VL	Vance, S.C.	Lake Marion HS	
49	Richard Yeargin	DE	6-4	245	*Fr.	RS	Lauderdale Lakes, Fla.	University School of Nova Southeastern University	

* - spent one season as a redshirt player

COACHES

Coach	Title(s)	Position(s)	CU Years	Alma Mater	Pronunciation
Dabo Swinney	Head Coach		*13th	Alabama '93	Dabo Swinney (DA-boh SWEE-nee)
Dan Brooks	Associate Head Coach	Defensive Tackles	7th	Western Carolina '76	
Danny Pearman	Assistant Head Coach, Special Teams Coordinator	Tight Ends	8th	Clemson '87	
Brent Venables	Assistant Coach, Defensive Coordinator	Linebackers	4th	Kansas State '92	
Marion Hobby	Assistant Coach, Co-Defensive Coordinator	Defensive Ends	^6th	Tennessee '95	
Jeff Scott	Assistant Coach, Co-Offensive Coordinator	Wide Receivers	8th	Clemson '03	
Tony Elliott	Assistant Coach, Co-Offensive Coordinator	Running Backs	5th	Clemson '02	
Robbie Caldwell	Assistant Coach	Offensive Linemen	5th	Furman '77	
Mike Reed	Assistant Coach	Defensive Backs	3rd	Boston College '94	
Brandon Streeter	Assistant Coach, Recruiting Coordinator	Quarterbacks	2nd	Clemson '99	

* - includes over five seasons (2003-08) as an assistant coach and over six seasons as a head coach (2008-14); ^ - includes one year (2005) as an assistant coach

VETERAN BIOS



**MARTIN
AIKEN**

DE • 6-2 • 225 • JR. • 2VL
SMOAKS, S.C.
BAMBERG-EHRHARDT HS

Junior who has been a reserve defensive end and special teams player ... has 15 tackles, two for loss, one sack and one quarterback pressure in 82 snaps over 24 games in his career.

2014: Had seven tackles, 1.5 tackles for loss, one sack and two kickoff returns for 15 yards in 22 snaps over 12 games ... had a one-yard kickoff return at No. 12 Georgia on Aug. 30 ... had one sack in eight snaps and a 14-yard kickoff return against SC State on Sept. 6 ... had one tackle in three snaps at Wake Forest on Nov. 6 ... had one tackle and 0.5 tackles for loss in three snaps against Georgia State on Nov. 22 ... had one tackle in five snaps against No. 24 Oklahoma in the Russell Athletic Bowl on Dec. 29.

2013: Had eight tackles, 0.5 tackles for loss and one quarterback pressure in 60 snaps over 12 games ... had two tackles, 0.5 tackles for loss and a quarterback pressure in 19 snaps against SC State on Sept. 7 ... had three tackles in six snaps at Syracuse on Oct. 5 ... had one tackle in 18 snaps at Virginia on Nov. 2 ... had one tackle in 10 snaps against The Citadel on Nov. 23.

2012: Redshirted.

Before Clemson: Rated as the No. 24 defensive end in the nation by Scout.com ... No. 25 defensive end in the nation and No. 2 player in South Carolina by Rivals.com ... No. 43 defensive end in the nation by ESPN ... No. 23 defensive end in the nation and No. 10 player in South Carolina by 247Sports.com ... No. 11 player in South Carolina by SuperPrep ... played in the Offense-Defense All-American game ... had 73 tackles, 13 tackles for loss and 11 sacks as a senior at Bamberg-Ehrhardt High School ... had 106 tackles, 36 tackles for loss and 16 sacks as a junior ... attended the same school that sent former Tigers Rick Sapp (2006-09) and Da'Quan Bowers (2008-10) to Clemson ... coached by Kevin Crosby at Bamberg-Ehrhardt High ... recruited by Marion Hobby.

Personal: Majoring in parks, recreation & tourism management ... born Oct. 17, 1993.

AIKEN 2013 GAME-BY-GAME STATS

Date	Opponent	Snaps	Hit	Ast	Tot	TFL	Sacks	QP
8-31	Georgia	0	0	0	0			
9-7	SC State	19	2	0	2	0.5-1		1
9-19	at NC State	0	0	1	1			
9-28	Wake Forest	7	0	0	0			
10-5	at Syracuse	6	2	1	3			
10-12	Boston College	0	0	0	0			
10-19	Florida State	0	0	0	0			
10-26	at Maryland	0	0	0	0			
11-2	at Virginia	18	1	0	1			
11-14	Georgia Tech	0	0	0	0			
11-23	The Citadel	10	0	1	1			
11-30	at South Carolina				DNP			
1-3	Ohio State	0	0	0	0			
Totals		60	5	3	8	0.5-1	0-0	1

AIKEN 2014 GAME-BY-GAME STATS

Date	Opponent	Snaps	Hit	Ast	Tot	TFL	Sacks	QP
8-30	at Georgia	0	0	0	0			
9-6	SC State	8	1	0	1	1-11	1-11	
9-20	at Florida State	0	0	0	0			
9-27	North Carolina	0	0	0	0			
10-4	NC State	3	0	0	0			
10-11	Louisville	0	0	0	0			
10-18	at Boston College	0	1	0	1			
10-25	Syracuse	0	1	0	1			
11-6	at Wake Forest	3	0	1	1			
11-15	at Georgia Tech				DNP			
11-22	Georgia State	3	0	1	1	0.5-0		
11-29	South Carolina	0	1	0	1			
12-29	Oklahoma	5	0	1	1			
Totals		22	4	3	7	1.5-11	1-11	0

Note: Had a one-yard kickoff return at Georgia; had a 14-yard kickoff return against SC State.

AIKEN CAREER STATS

Year	G-S	Snaps	Hit	Ast	Tot	TFL	Sacks	Int	QP	PBU	CF-RF
2013	12-0	60	5	3	8	0.5-1	0-0	0-0	1	0	0-0
2014	12-0	22	4	3	7	1.5-11	1-11	0-0	0	0	0-0
Totals	24-0	82	9	6	15	2-12	1-11	0-0	1	0	0-0



**MACKENSIE
ALEXANDER**

CB • 5-10 • 190 • *SO. • 1VL
IMMOKALEE, FLA.
IMMOKALEE HS

Sophomore who was one of the most highly-touted players in the 2013 signing class ... preseason third-team All-American by Athlon ... member of the preseason watch list for the Bednarik Award ... No. 10 cornerback in the nation by Lindy's.

2014: First-team freshman All-American by FWAA ... second-team freshman All-American by Athlon ... Honorable Mention All-ACC selection (media, coaches) ... had 22 tackles, two tackles for loss, six pass breakups and one recovered fumble in 766 snaps over 13 games (13 starts) ... first in school history in snaps by a freshman ... 10th in school history in snaps by a cornerback ... opponents threw 57 passes at his man and completed just 20, with two touchdowns ... did not allow a touchdown the final nine games ... first freshman corner to start 13 games in a season ... had three tackles in 60 snaps at No. 12 Georgia on Aug. 30 ... had two tackles and a pass breakup in 66 snaps at No. 1 Florida State on Sept. 20 ... had one tackle and a pass breakup in 81 snaps against North Carolina on Sept. 27 ... had two tackles and one tackle for loss in 54 snaps at Boston College on Oct. 18 ... had a pass breakup and recovered fumble in 62 snaps against Syracuse on Oct. 25 ... had two tackles and a pass breakup in 49 snaps at No. 23 Georgia Tech on Nov. 15 ... had five tackles in 74 snaps against South Carolina on Nov. 29 ... had four tackles and two pass breakups in 45 snaps against No. 24 Oklahoma on Dec. 29.

2013: Redshirted ... was slated to be in the mix, but suffered an injury in the preseason.

Before Clemson: Rated the No. 4 overall player in the nation by ESPN, the highest rating by a Tiger signee since Da'Quan Bowers was No. 1 in the class of 2008 ... No. 2 defensive back in the nation and No. 2 player in Florida by ESPN ... No. 34 player in the nation by 247Sports.com, No. 42 by Rivals.com and No. 71 by Scout.com ... No. 4 cornerback in the nation by 247Sports.com ... consensus top-10 player in Florida ... played in the U.S. Army All-American game ... first-team all-state selection ... helped his Immokalee High School team to an 11-4 record and a berth in the AAAAA title game in 2012 ... had 51 tackles, four interceptions, two caused fumbles and one recovered fumble as a senior ... had 42 tackles and three interceptions as a junior ... had 139 tackles and 10 interceptions in his career ... ran track and rated among the top-15 wrestlers in Florida in his weight class ... from same high school that produced former Miami (Fla.) All-American Edgerrin James ... coached by Jerrod Ackley at Immokalee High School ... twin brother, Mackenro, signed with Auburn ... recruited by Tony Elliott.

Personal: Majoring in parks, recreation & tourism management ... born Nov. 12, 1993.

ALEXANDER 2014 GAME-BY-GAME STATS

Date	Opponent	Snaps	Hit	Ast	Tot	TFL	Int	PBU
8-30	at Georgia	*60	2	1	3			
9-6	SC State	*31	1	1	2			
9-20	at Florida State	*66	2	0	2			1
9-27	North Carolina	*81	0	1	1			1
10-4	NC State	*45	0	0	0			
10-11	Louisville	*69	1	0	1			
10-18	at Boston College	*54	2	0	2	1-2		
10-25	Syracuse	*62	0	0	0			1
11-6	at Wake Forest	*69	0	0	0			
11-15	at Georgia Tech	*49	2	0	2			1
11-22	Georgia State	*61	0	0	0			
11-29	South Carolina	*74	5	0	5	1-1		
12-29	Oklahoma	*45	3	1	4			2
Totals		766	18	4	22	2-3	0-0	6

* - start; Note: Had a recovered fumble against Syracuse.

ALEXANDER CAREER STATS

Year	G-S	Snaps	Hit	Ast	Tot	TFL	Sacks	Int	QP	PBU	CF-RF
2014	13-13	766	18	4	22	2-3	0-0	0-0	0	6	0-1



**ADRIAN
BAKER**

CB • 5-11 • 180 • *SO. • 1VL
HALLANDALE, FLA.
CHAMINADE-MADONNA COLLEGE PREPARATORY

Sophomore who has seen limited action as a reserve cornerback, but will vie for a starting role in future seasons.

2014: Had one tackle in 46 snaps over four games ... played 12 snaps against SC State on Sept. 6; it was his first career game ... played seven snaps against Georgia State on Nov. 22 ... had one tackle in 11 snaps against No. 24 Oklahoma in the Russell Athletic Bowl on Dec. 29 ... had an interception in the Spring Game.

2013: Redshirted.

Before Clemson: Rated as the No. 197 player in the nation by ESPN ... No. 19 athlete in the nation and No. 37 player in Florida by ESPN ... No. 39 cornerback in the nation and No. 51 player in Florida by 247Sports.com ... No. 43 cornerback in the nation by Rivals.com ... had 38 tackles and five takeaways, four interceptions, two of which he returned for touchdowns, one recovered fumble and five pass breakups as a senior ... had 15 receptions for 480 yards and seven touchdowns ... had five interceptions as a junior ... had two defensive returns for touchdowns and a punt return for a score as a junior ... played three seasons of basketball, but he did not play his senior year in order to concentrate on football ... ran 10.6 in the 100m and 21.5 in the 200m ... coached by Tim Tyrrell at Chaminade-Madonna College Preparatory ... recruited by Brent Venables.

Personal: Majoring in English ... born Sept. 13, 1994.

BAKER Career Stats

Year	G-S	Snaps	Hit	Ast	Tot	TFL	Sacks	Int	QP	PBU	CF-RF
2014	4-0	46	0	1	1	0-0	0-0	0-0	0	0	0-0



**JORDAN
BIANCHI**

WR • 6-6 • 210 • *SR. • SQ
GREER, S.C.
RIVERSIDE HS

2014: Did not appear in a game ... member of 2014-15 ACC Academic Honor Roll.

Before Clemson: Played three seasons (2011-13) at Presbyterian College; redshirted in 2011, then played four games in 2012 ... lettered at Riverside High School.

Personal: Majoring in civil engineering ... born June 25, 1993.



**TRAVIS
BLANKS**

S • 6-1 • 205 • *JR. • 2VL
TALLAHASSEE, FLA.
NORTH FLORIDA CHRISTIAN SCHOOL

Clemson's top freshman performer in 2012 and a starting safety during most of 2013 before suffering a season-ending injury ... has 86 tackles, two for loss, one interception, two quarterback pressures, nine pass breakups, two caused fumbles and two recovered fumbles in 1,038 snaps over 24 career.

2014: Redshirted ... suffered a knee injury in the preseason and missed the season ... missed spring practice due to injury suffered in bowl practice.

2013: Had 35 tackles, two pass breakups, two caused fumbles and one recovered fumble in 475 snaps over 11 games (10 starts) ... had four tackles and a caused fumble in 74 snaps against No. 5 Georgia on Aug. 31 ... had four tackles and a caused fumble



VETERAN BIOS

in 37 snaps against SC State on Sept. 7 ... had six tackles in 74 snaps at NC State on Sept. 19 ... had three tackles, a pass breakup and recovered fumble in 35 snaps against Wake Forest on Sept. 28 ... had six tackles in 74 snaps against No. 5 Florida State on Oct. 19 ... had one tackle and a pass breakup in 26 snaps at Maryland on Oct. 26 ... had four tackles in 73 snaps against Georgia Tech on Nov. 14 ... had three tackles in six snaps against The Citadel on Nov. 23, but suffered a torn ACL and missed the rest of the season ... preseason third-team All-ACC by Athlon ... preseason fourth-team All-ACC by Phil Steele.

2012: Second-team freshman All-American by Scout.com ... had 51 tackles, two tackles for loss, two quarterback pressures, one interception, seven pass breakups and one recovered fumble in 563 snaps over 13 games (eight starts) ... had three tackles in 23 snaps against No. 25 Auburn at Atlanta, Ga. on Sept. 1; it was his first career game ... had seven tackles in 42 snaps against Ball State on Sept. 8; it was his first career start; named team defensive player-of-the-game ... had four tackles in 31 snaps against Furman on Sept. 15 ... had eight tackles and one tackle for loss in 69 snaps at No. 4 Florida State on Sept. 22 ... had four tackles and a key pass breakup on fourth down in the fourth quarter in 49 snaps at Boston College on Sept. 29 ... had six tackles in 38 snaps against Georgia Tech on Oct. 6 ... had three tackles and two pass breakups in 71 snaps at Wake Forest on Oct. 25 ... had four tackles and a pass breakup in 63 snaps at Duke on Nov. 3 ... had four tackles, one tackle for loss and a recovered fumble in 43 snaps against Maryland on Nov. 10 ... had five tackles and two pass breakups in 62 snaps against No. 12 South Carolina on Nov. 24 ... had his first career interception and a pass breakup in 16 snaps against No. 7 Louisiana State in the Chick-fil-A Bowl on Dec. 31 ... enrolled in January.

Before Clemson: Rated as the No. 15 overall player and the No. 2 safety in the nation by ESPN ... No. 5 defensive back in the nation and No. 60 overall player in the nation by Lindy's ... No. 2 player in Florida by ESPN ... third-team All-American by ESPN ... No. 25 overall player and No. 2 defensive back in the nation by Tom Lemming ... No. 60 player and No. 4 defensive back in the nation by Rivals.com ... No. 13 safety in the nation by Scout.com ... No. 12 safety in the nation by 247Sports.com ... No. 1 player in the Orlando area by Orlando Sentinel ... played in the U.S. Army All-American game ... his North Florida Christian School team won the state title ... honorable mention All-American by Sports Illustrated as a senior despite missing five games due to injury ... had 104 tackles, four interceptions, 35 receptions and eight touchdowns as a junior ... coached by Robert Craft at North Florida Christian School ... recruited by Jeff Scott.

Personal: Majoring in sociology ... born Dec. 3, 1993.

BLANKS 2012 GAME-BY-GAME STATS

Date	Opponent	Snaps	Hit	Asst	Tot	TFL	Int	PBU
9-1	Auburn	23	3	0	3			
9-8	Ball State	*42	4	3	7			
9-15	Furman	*31	3	1	4			
9-22	at Florida State	*69	7	1	8	1-1		
9-29	at Boston College	49	3	1	4			1
10-6	Georgia Tech	*38	4	2	6			
10-20	Virginia Tech	11	1	0	1			
10-25	at Wake Forest	*71	3	0	3			2
11-3	at Duke	*63	3	1	4			1
11-10	Maryland	43	4	0	4	1-1		
11-17	NC State	*45	2	0	2			
11-24	South Carolina	*62	3	2	5			2
12-31	Louisiana State	16	0	0	0		1-0	1
Totals		563	40	11	51	2-2	1-0	7

* - start; Note: Had a recovered fumble against Maryland.

BLANKS 2013 GAME-BY-GAME STATS

Date	Opponent	Snaps	Hit	Asst	Tot	TFL	Int	PBU
8-31	Georgia	*74	4	0	4			
9-7	SC State	*37	3	1	4			
9-19	at NC State	*74	3	3	6			
9-28	Wake Forest	*35	2	1	3			1
10-5	at Syracuse	*10	0	0	0			
10-12	Boston College	21	1	0	1			
10-19	Florida State	*74	4	2	6			
10-26	at Maryland	*26	1	0	1			1

11-2	at Virginia	*45	2	1	3			
11-14	Georgia Tech	*73	4	0	4			
11-23	The Citadel	*6	1	2	3			
11-30	at South Carolina				DNP			
1-3	Ohio State				DNP			
Totals		475	25	10	35	0-0	0-0	2

* - start; Note: Had a caused fumble against Georgia; had a caused fumble against SC State; had a recovered fumble against Wake Forest.

BLANKS CAREER STATS

Year	G-S	Snaps	Hit	Asst	Tot	TFL	Sacks	Int	QB	PBU	CF-RF
2012	13-8	563	40	11	51	2-2	0-0	1-0	2	7	0-1
2013	11-10	475	25	10	35	0-0	0-0	0-0	0	2	2-1
Totals	24-18	1038	65	21	86	2-2	0-0	1-0	2	9	2-2



10

BEN BOULWARE

LB • 6-0 • 235 • JR. • 2VL
ANDERSON, S.C.
T.L. HANNA HS

Junior linebacker who saw increased playing time as the unit's best backup in 2014 ...

has 83 tackles, 6.5 tackles for loss, one sack, two interceptions for 48 yards and a touchdown, six quarterback pressures, one pass breakup and two recovered fumbles in 399 snaps over 24 games (two starts) in his career ... first Tiger in 24 years with a pick-six in a bowl game when he had one against Oklahoma in 2014.

2014: Had 58 tackles, five tackles for loss, one sack, six quarterback pressures, one pass breakup, a 47-yard interception return for a touchdown and two recovered fumbles in 326 snaps over 13 games (two starts) ... had four tackles in 18 snaps at No. 12 Georgia on Aug. 30 ... had three tackles in 31 snaps against SC State on Sept. 6 ... had four tackles in 16 snaps against North Carolina on Sept. 27 ... had a team-high 12 tackles, a game-high three tackles for loss and one sack in 59 snaps against Louisville on Oct. 11; it was his first career start; named team co-defensive player-of-the-game ... had three tackles and a key pass breakup on the Eagles' last drive of the game in 31 snaps at Boston College on Oct. 18 ... had three tackles, 0.5 tackles for loss and a team-tying-high three quarterback pressures in 34 snaps at Wake Forest on Nov. 6 ... had seven tackles in 27 snaps at No. 23 Georgia Tech on Nov. 15; named team special teams player-of-the-game ... had a team-tying-high 10 tackles and one tackle for loss in 27 snaps against Georgia State on Nov. 22 ... had four tackles and a recovered fumble in 23 snaps against South Carolina on Nov. 29 ... had a team-tying-high six tackles, 0.5 tackles for loss, a recovered fumble and a 47-yard interception return for a touchdown against No. 24 Oklahoma in the Russell Athletic Bowl on Dec. 29.

2013: All-ACC Academic selection ... ACC Academic Honor Roll member ... had 25 tackles, 1.5 tackles for loss and one interception for one yard in 73 snaps over 11 games ... has seven special teams tackles, tied for second-most on the team ... had three tackles in 24 snaps against SC State on Sept. 7 ... had five tackles and a one-yard interception return in 15 snaps against Wake Forest on Sept. 28; named team special teams player-of-the-game ... had four tackles and 0.5 tackles for loss in 15 snaps at Virginia on Nov. 2 ... had two special teams tackles against Georgia Tech on Nov. 14 ... had nine tackles and one tackle for loss in 19 snaps against The Citadel on Nov. 23.

Before Clemson: Rated as No. 78 player in the nation by ESPN ... No. 3 inside linebacker in the nation and No. 1 player in South Carolina by ESPN ... No. 1 player in South Carolina by Scout.com ... No. 8 inside linebacker in the nation and No. 2 player in South Carolina by Rivals.com ... No. 182 player in the nation, No. 8 inside linebacker in the nation and No. 3 player in South Carolina by 247Sports.com ... finalist for Mr. Football in South Carolina ... made a big move with his performance in practice and during the Under Armour All-American game; was named game captain for his team; had three tackles for loss and an interception ... had 174 tackles

and four tackles for loss as a senior at T.L. Hanna High School ... had 178 tackles and four sacks as a junior ... had 151 tackles 11 tackles for loss, four sacks and four interceptions as a sophomore ... had 89 tackles and five tackles for loss as a freshman ... had 592 tackles, 28 tackles for loss, six interceptions, 12 caused fumbles, three recovered fumbles and 10 pass breakups in his career as a four-year starter ... had 17 kickoff returns for 364 yards ... defensive MVP for the victorious South Carolina team in the Shrine Bowl; had a game-high nine tackles, 2.5 tackles for losses, one interception and a recovered fumble ... two-time all-state and all-region selection ... two-year captain and team defensive MVP ... all-state baseball player as a junior ... coached by Kenya Fouch at T.L. Hanna High School ... recruited by Chad Morris.

Personal: His brother, Garrett, was a catcher and outfielder at Clemson (2012-14) and was drafted by the Cincinnati Reds in the 16th round in 2014; was a career .295 hitter with 30 doubles, 12 homers and 82 RBIs in 150 games ... majoring in sociology ... born Aug. 7, 1994.

BOULWARE 2013 GAME-BY-GAME STATS

Date	Opponent	Snaps	Hit	Asst	Tot	TFL	Sacks	Int
8-31	Georgia	0	0	0	0			
9-7	SC State	24	2	1	3			
9-19	at NC State	0	0	1	1			
9-28	Wake Forest	15	2	3	5			1-1
10-5	at Syracuse	0	0	1	1			
10-12	Boston College				DNP			
10-19	Florida State				DNP			
10-26	at Maryland	0	0	0	0			
11-2	at Virginia	15	2	2	4	0.5-1		
11-14	Georgia Tech	0	1	1	2			
11-23	The Citadel	19	6	3	9	1-1		
11-30	at South Carolina	0	0	0	0			
1-3	Ohio State	0	0	0	0			
Totals		73	13	12	25	1.5-2	0-0	1-1

BOULWARE 2014 GAME-BY-GAME STATS

Date	Opponent	Snaps	Hit	Asst	Tot	TFL	Sacks	Int
8-30	at Georgia	18	2	2	4			
9-6	SC State	31	1	2	3			
9-20	at Florida State	0	0	1	1			
9-27	North Carolina	16	1	3	4			
10-4	NC State	0	0	0	0			
10-11	Louisville	*59	9	3	12	3-12	1-10	
10-18	at Boston College	31	1	2	3			
10-25	Syracuse	13	1	0	1			
11-6	at Wake Forest	34	2	1	3	0.5-1		
11-15	at Georgia Tech	27	6	1	7			
11-22	Georgia State	27	7	3	10	1-2		
11-29	South Carolina	23	2	2	4			
12-29	Oklahoma	*47	3	3	6	0.5-1		1-47
Totals		326	35	23	58	5-16	1-10	1-47

* - start; Note: Had a recovered fumble against South Carolina; had a 47-yard interception return for a touchdown and a recovered fumble against Oklahoma.

BOULWARE CAREER STATS

Year	G-S	Snaps	Hit	Asst	Tot	TFL	Sacks	Int	QB	PBU	CF-RF
2013	11-10	73	13	12	25	1.5-2	0-0	1-1	0	0	0-0
2014	13-2	326	35	23	58	5-16	1-10	1-47	6	1	0-2
Totals	24-2	399	48	35	83	6.5-18	1-10	2-48	6	1	0-2



24

ZAC BROOKS

RB • 6-0 • 200 • *JR. • 2VL
JONESBORO, ARK.
JONESBORO SENIOR HS

Junior who was a primary backup in 2013 as one of the team's most physical running backs ...

has 365 yards on 74 carries and two touchdowns along with nine receptions for 92 yards and one touchdown in 204 snaps over 18 games in his career.

2014: Redshirted ... suffered a foot injury in the pre-season and missed the season.

2013: Had 246 yards on 48 carries and two touchdowns along with six receptions for 83 yards and one touchdown in 139 snaps over 10 games ... had 20 yards on three carries and a 31-yard receiving touchdown against No. 5 Georgia on Aug. 31; it was his first career touchdown ... had 31 yards on six carries against SC State on Sept. 7 ... had 17 yards on five carries at NC State on Sept. 19 ... had 24 yards and a touchdown

VETERAN BIOS

on five carries and a six-yard reception against Wake Forest on Sept. 28 ... had a team-high 46 yards and a touchdown on nine carries along with a 24-yard reception at Syracuse on Oct. 5 ... had 42 yards on six carries and a 14-yard reception against Boston College on Oct. 12 ... had 18 yards on six carries and two receptions for eight yards against No. 5 Florida State on Oct. 19 ... had 36 carries on seven carries at Maryland on Oct. 26 ... had 51 yards on six carries in the Spring Game.

2012: Had 119 yards on 26 carries and three receptions for nine yards in 65 snaps over eight games ... had nine yards on seven carries and a two-yard reception against Ball State on Sept. 8; it was his first career game ... had 47 yards on six carries against Furman on Sept. 15 ... had 62 yards on 12 carries and two receptions for seven yards at Duke on Nov. 3 ... enrolled in January.

Before Clemson: Rated as the No. 129 player in the nation by Tom Lemming ... No. 15 athlete in the nation by Rivals.com ... No. 15 running back in the nation and No. 1 player in Arkansas by Rivals.com ... No. 22 athlete in the nation and No. 3 player in Arkansas by 247Sports.com ... No. 35 wide receiver in the nation and No. 3 player in Arkansas by ESPN ... No. 42 wide receiver in the nation by Scout.com ... No. 1 player in Arkansas by SuperPrep ... played at Jonesboro Senior High School, where he was a running back and wideout ... had an injury-plagued senior season, but still had 650 rushing yards and nine touchdowns along with five receiving touchdowns ... had 28 receptions as a senior ... had 1,358 yards on 180 carries and 15 touchdowns along with 33 receptions for 211 yards as a junior ... had 38 receptions for 769 yards and five touchdowns as a sophomore ... first Tiger from the state of Arkansas since 1976 (Steve Carr); Carr did not play in a game, therefore Brooks became the first Tiger from Arkansas on record to play in a game ... coached by Randy Coleman at Jonesboro Senior High School ... recruited by Chad Morris.

Personal: Majoring in sociology ... born Feb. 1, 1993.

BROOKS 2013 GAME-BY-GAME STATS

Date	Opponent	Snaps	Car	Yds	Avg	TD	Rec	Yds	TD
8-31	Georgia	12	3	20	6.7	0	1	31	1
9-7	SC State	13	6	31	5.2	0	0	0	0
9-19	at NC State	15	5	17	3.4	0	0	0	0
9-28	Wake Forest	11	5	24	4.8	1	1	6	0
10-5	at Syracuse	24	9	46	5.1	1	1	24	0
10-12	Boston College	16	6	42	7.0	0	1	14	0
10-19	Florida State	31	6	18	3.0	0	2	8	0
10-26	at Maryland	12	7	36	5.1	0	0	0	0
11-2	at Virginia				DNP				
11-14	Georgia Tech	3	0	0	---	0	0	0	0
11-23	The Citadel	2	1	12	12.0	0	0	0	0
11-30	at South Carolina				DNP				
1-3	Ohio State				DNP				
Totals		139	48	246	5.1	2	6	83	1

BROOKS CAREER STATS

Year	G-S	Snaps	Car	Yds	Avg	TD	LG	Rec	Yds	TD
2012	8-0	65	26	119	4.6	0	25	3	9	0
2013	10-0	139	48	246	5.1	2	27	6	83	1
Totals	18-0	204	74	365	4.9	2	27	9	92	1



BEAU BROWN

S • 6-0 • 195 • *SR. • SQ
BEAUFORT, S.C.
BEAUFORT HS

Original walk-on who has been a reserve safety ... has taken one snap in two games in his career.

2014: Played one game, on special teams against No. 24 Oklahoma in the Russell Athletic Bowl ... member of 2014-15 ACC Academic Honor Roll.

2013: Did not appear in a game.

2012: Played one snap over one game ... played one snap against Maryland on Nov. 10; it was his first career game.

2011: Redshirted ... ACC Academic Honor Roll member.

Before Clemson: Lettered at Beaufort High School.
Personal: Majoring in environmental engineering ... born Sept. 24, 1992.



JIM BROWN

LS • 6-4 • 230 • *GR. • SQ
WALTERBORO, S.C.
PINEWOOD PREP SCHOOL

Original walk-on ... primary backup as the long snapper behind Michael Sobeski and will compete for the starting role in 2015 ... has played four games in his career ... three-time ACC Academic Honor Roll member.

2014: ACC Academic Honor Roll member ... played two games (SC State on Sept. 6, Oklahoma on Dec. 29) on special teams.

2013: ACC Academic Honor Roll member ... played one game ... snapped on an extra point against Wake Forest on Sept. 28.

2012: ACC Academic Honor Roll member ... played one game ... snapped on one punt against Ball State on Sept. 8; it was his first career game.

2011: Redshirted.

Before Clemson: Lettered at Pinewood Prep School.

Personal: Graduated May 8, 2015 with a degree in management ... born Dec. 15, 1992.



T.J. BURRELL

LB • 5-11 • 215 • *JR. • 2VL
GOOSE CREEK, S.C.
GOOSE CREEK HS

Junior who has been a primary backup at linebacker ... has also been a contributor on special teams ... has 13 tackles, one tackle for loss and one pass breakup in 96 snaps over 23 games in his career.

2014: Had two tackles, one tackle for loss and one pass breakups in 16 snaps over 10 games ... had one tackle for loss and a pass breakup in 16 snaps against SC State on Sept. 6.

2013: Had 11 tackles in 80 snaps over 13 games ... had one tackle in eight snaps against No. 5 Georgia on Aug. 31; it was his first career game ... had five tackles in 31 snaps against The Citadel on Nov. 23 ... had a special teams tackle against No. 6 Ohio State in the Orange Bowl on Jan. 3.

2012: Redshirted.

Before Clemson: Rated as the No. 57 outside linebacker in the nation and No. 20 player in South Carolina by ESPN ... No. 58 outside linebacker in the nation by Scout.com ... No. 26 player in South Carolina by Rivals.com ... No. 21 player in South Carolina by 247Sports.com ... No. 18 player in South Carolina by SuperPrep ... played in the Shrine Bowl and the Offense-Defense All-American game ... first-team all-state, All-Lowcountry, all-county and all-region as a senior ... had 105 tackles, 12 tackles for loss, five sacks and two interceptions as a senior ... state champion in weightlifting as a freshman and sophomore ... coached by former Clemson Assistant Coach Chuck Reedy at Goose Creek High School ... recruited by Tony Elliott.

Personal: Majoring in parks, recreation & tourism management ... born Jan. 26, 1994.

BURRELL CAREER STATS

Year	G-S	Snaps	Hit	Asst	Tot	TFL	Sacks	Int	QB	PBU	CF-RF
2013	13-0	80	7	4	11	0-0	0-0	0-0	0	0	0-0
2014	10-0	16	1	1	2	1-1	0-0	0-0	0	1	0-0
Totals	23-0	96	8	5	13	1-1	0-0	0-0	0	1	0-0



RODERICK BYERS

DT • 6-3 • 290 • *SR. • 3VL
ROCK HILL, S.C.
NORTHWESTERN HS

Senior who served as a reserve defensive tackle before moving to tight end in early October 2014 ... has 28 tackles, one tackle for loss and one quarterback pressure in 204 snaps on defense over 14 games in his career ... one of only two active players to earn a letter on both sides of the ball.

2014: Had four tackles in 31 snaps over three games on defense ... played 24 snaps over six games (one start) on offense ... had three tackles in 18 snaps against SC State on Sept. 6 ... played five snaps as a tight end at Boston College on Oct. 18 ... played three snaps as a tight end against Syracuse on Oct. 25 ... played three snaps at tight end at Wake Forest on Nov. 6 ... played three snaps at tight end against Georgia State on Nov. 22; it was his first career start ... played five snaps at tight end against South Carolina on Nov. 29 ... played five snaps at tight end against No. 24 Oklahoma in the Russell Athletic Bowl on Dec. 29.

2013: Had 19 tackles and one tackle for loss in 119 snaps over six games ... had four tackles in 26 snaps against SC State on Sept. 7 ... had three tackles and one tackle for loss in 22 snaps against Wake Forest on Sept. 28 ... had three tackles in 13 snaps at Syracuse on Oct. 5 ... had eight tackles in 26 snaps against The Citadel on Nov. 23.

2012: Had five tackles and one quarterback pressure in 54 snaps over five games ... played six snaps against Ball State on Sept. 8; it was his first career game ... played eight snaps against Furman on Sept. 15 ... had one tackle in nine snaps at Wake Forest on Oct. 25 ... had three tackles in 17 snaps at Duke on Nov. 3 ... had one tackle in 14 snaps against Maryland on Nov. 10.

2011: Redshirted.

Before Clemson: Led Northwestern High School to a perfect season and the state championship as a senior ... had 98 tackles, 15 tackles for loss, seven sacks, seven pass breakups and two caused fumbles as a senior ... No. 31 defensive end in the nation by ESPN ... No. 49 defensive end in the nation and No. 23 player in South Carolina by Rivals.com ... coached by Jimmy Wallace at Northwestern High ... recruited by Jeff Scott.

Personal: Majoring in sociology ... born Jan. 14, 1993.

BYERS CAREER STATS

Year	G-S	Snaps	Hit	Asst	Tot	TFL	Sacks	Int	QB	PBU	CF-RF
2012	5-0	54	2	3	5	0-0	0-0	0-0	1	0	0-0
2013	6-0	119	9	10	19	1-1	0-0	0-0	0	0	0-0
2014	3-0	31	1	3	4	0-0	0-0	0-0	0	0	0-0
Totals	14-0	204	12	16	28	1-1	0-0	0-0	1	0	0-0



RYAN CARTER

CB • 5-9 • 180 • *SO. • 1VL
GRAYSON, GA.
GRAYSON HS

Sophomore who has been a valuable special teams performer, and looks to break into the rotation at cornerback this fall.

2014: Had three tackles in three snaps over 12 games ... had one tackle in three snaps against SC State on Sept. 6; it was his first career game ... had a special teams tackle against Syracuse on Oct. 25.

2013: Redshirted.

Before Clemson: Rated as the No. 31 cornerback in the nation and No. 61 player in Georgia by ESPN ... helped Grayson High School to a 10-2 record and a No. 5 final state ranking ... had 49 receptions for 1,112 yards

VETERAN BIOS

and 10 touchdowns as a senior ... had 10 receptions for 266 yards and three touchdowns as a junior ... helped his team to a 15-0 record and a state championship as a junior ... teammate of Wayne Gallman in high school ... coached by Mickey Conn at Grayson High School; Conn was a roommate of Head Coach Dabo Swinney at Alabama ... recruited by Tony Elliott.

Personal: Majoring in sociology ... born Nov. 4, 1994.

CARTER CAREER STATS

Year	G-S	Snap	Hit	Asst	Tot	TFL	Sacks	Int	QB	PBU	CF-RF
2014	12-0	3	2	1	3	0-0	0-0	0-0	0	0	0-0



ADAM CHOICE

RB • 5-9 • 215 • SO. • 1VL
THOMASVILLE, GA.
THOMAS COUNTY CENTRAL HS

Sophomore who was one of the team's top running backs during the first half of 2014 before suffering a season-ending knee injury at Boston College.

2014: Had 218 yards and one touchdown on 50 carries along with nine receptions for 90 yards in 130 snaps over six games ... had 74 yards and a touchdown on 12 carries and two receptions for 15 yards against SC State on Sept. 6; it was his first career game ... had nine yards on six carries and a team-high four receptions for 46 yards at No. 1 Florida State on Sept. 20 ... had 56 yards on nine carries and two receptions for 21 yards against NC State on Oct. 4 ... had a game-high 61 yards on 16 carries and an eight-yard reception against Louisville on Oct. 11 ... had 13 yards on four carries before suffering a season-ending torn ACL at Boston College on Oct. 18.

Before Clemson: Top-125 player and No. 10 running back in the nation and No. 7 player in Georgia by Rivals.com ... option quarterback at Thomas County Central High School who started for three years and finished as the school's all-time leading rusher (5,095) ... second-team All-State as a junior ... had a region-high 1,521 yards and 14 touchdowns on 191 carries in 10 games as a senior; had at least 100 yards in every game but one and had two 200-yard games ... was 31-57 passing for 522 yards and seven touchdowns against only one interception as a senior ... had a season-high 258 rushing yards in just three quarters against Harris County High School as a senior ... first-team all-state as a junior ... had 1,658 rushing yards and 23 touchdowns as a junior ... had 1,622 rushing yards and 19 touchdowns as a sophomore ... had a career-high 314 rushing yards against Lee County High School as a sophomore ... outstanding baseball player who made the national finals of the MLB Pitch, Hit & Throw Competition at Yankee Stadium in 2008; just 12 years old at the time, he fielded flyballs during the home run hitting competition at the All-Star Game ... coached by Bill Shaver at Thomas County Central High School ... recruited by Danny Pearman.


Personal: His cousin, Tashard Choice, was a running back at Georgia Tech and played in the NFL ... his uncle, Joe Burns, was a running back at Georgia Tech and played with the Buffalo Bills ... majoring in health science ... born Nov. 30, 1995.

CHOICE 2014 GAME-BY-GAME STATS

Date	Opponent	Snap	Car	Yds	Avg	TD	Rec	Yds	TD
8-30	at Georgia				DNP				
9-6	SC State	29	12	74	6.2	1	2	15	0
9-20	at Florida State	13	6	9	1.5	0	4	46	0
9-27	North Carolina	12	3	5	1.7	0	0	0	0
10-4	NC State	22	9	56	6.2	0	2	21	0
10-11	Louisville	45	16	61	3.8	0	1	8	0
10-18	at Boston College	9	4	13	3.3	0	0	0	0
10-25	Syracuse				DNP				
11-6	at Wake Forest				DNP				
11-15	at Georgia Tech				DNP				
11-22	Georgia State				DNP				
11-29	South Carolina				DNP				
12-29	Oklahoma				DNP				
Totals		130	50	218	4.4	1	9	90	0

CHOICE CAREER STATS

Year	G-S	Snap	Car	Yds	Avg	TD	LG	Rec	Yds	TD
2014	6-0	50	50	218	4.4	1	34	9	90	0



WILLIAM COCKERILL

OT • 6-6 • 250 • SR. • SQ
SUMTER, S.C.
SUMTER HS

Original walk-on.

2014: Played 13 snaps over two games ... played 12 snaps against SC State on Sept. 6; it was his first career game ... played one snap against NC State on Oct. 4.

2013: Did not appear in a game.

Before Clemson: Lettered at Sumter High School.

Personal: Majoring in history ... born Sept. 21, 1993.



TYRONE CROWDER

OG • 6-2 • 330 • *SO. • 1VL
MARSTON, N.C.
RICHMOND SENIOR HS


Sophomore who was one of the top backups at guard in 2014 ... slated to be a starter in 2015.

2014: Had five knockdowns in 203 snaps over six games (one start) ... played 39 snaps against SC State on Sept. 6 ... played 25 snaps against NC State on Oct. 4 ... had three knockdowns in 62 snaps against Syracuse on Oct. 25 ... played 20 snaps at Wake Forest on Nov. 6; it was his first career start ... had one knockdown in 23 snaps against Georgia State on Nov. 22 ... had one knockdown in 34 snaps against No. 24 Oklahoma in the Russell Athletic Bowl on Dec. 29.

2013: Redshirted ... No. 19 offensive lineman signee in the nation in the preseason by Athlon ... No. 19 signee in the ACC in the preseason by Athlon.

Before Clemson: Selected to play in the Under Armour All-American game in Florida and the Shrine Bowl of the Carolinas ... all-state selection by MaxPreps ... No. 125 prospect in the nation by ESPN ... No. 5 offensive guard in the nation and No. 3 player in North Carolina by ESPN ... No. 4 offensive guard in the nation by Scout.com ... No. 5 player in North Carolina by Charlotte Observer ... No. 184 player in the nation, No. 11 offensive guard in the nation and No. 5 player in North Carolina by Rivals.com ... No. 161 player in the nation, No. 8 offensive guard in the nation, No. 4 in North Carolina by 247Sports.com ... No. 14 offensive guard in the nation by MaxPreps ... played at Greer (S.C.) High School as a freshman before moving to the Rockingham (N.C.) area ... helped Richmond Senior to an 11-2 record as a senior ... had 119 pancake blocks as a senior and 89 as a junior ... member of the track & field team ... from the same hometown as former Clemson wide receiver Tony Horne (1994-97), who went on to be an All-Pro in the NFL ... coached by Paul Hoggard at Richmond Senior High School ... recruited by Dan Brooks and Robbie Caldwell.

Personal: Cousin of former Clemson linebacker Stephon Anthony (2011-14) ... majoring in sociology ... born July 3, 1994.



C.J. DAVIDSON

RB • 5-10 • 200 • *GR. • 2VL
CLEMSON, S.C.
DANIEL HS

Original walk-on who has used his speed and athletic ability to make an impact at running back

... former member of the Clemson track & field team who has outstanding speed ... has 408 yards on 100 carries and seven touchdowns, 14 receptions for 100 yards and three kickoff returns for 39 yards in 283 snaps over 25 games (one start) in his career ... had 100 yards and two touchdowns on six carries in the 2015 Spring Game.

2014: Had 248 yards on 64 carries and three touchdowns, nine receptions for 60 yards and three kickoff returns for 39 yards in 172 snaps over 13 games (one start) ... had a team-high 43 yards and a touchdown on 12 carries and two receptions for 17 yards at No. 12 Georgia on Aug. 30 ... had four yards and a touchdown on three carries against SC State on Sept. 6 ... had a game-high 54 yards on 12 carries, two receptions for 10 yards and two kickoff returns for 25 yards at No. 1 Florida State on Sept. 20; it was his first career start ... had a team-high 32 rushing yards, two receptions for 12 yards and a 14-yard kickoff return against North Carolina on Sept. 27 ... had 18 yards on four carries and a five-yard reception against NC State on Oct. 4 ... had eight yards on two carries and a two-yard reception against Louisville on Oct. 11 ... had 39 yards on five carries, including the game-winning 32-yard rushing touchdown in the fourth quarter, and a 14-yard reception at Boston College on Oct. 18 ... had 38 yards on nine carries against Syracuse on Oct. 25 ... had eight yards on three carries at Wake Forest on Nov. 6.

2013: ACC Academic Honor Roll member ... had 155 yards on 34 carries and four touchdowns along with five receptions for 40 yards in 109 snaps over 10 games ... had a game-high 63 yards on 13 carries and two receptions for 13 yards against SC State on Sept. 7 ... had 25 yards and a game-high two touchdowns on nine carries against Wake Forest on Sept. 28 ... had 41 yards and a touchdown on eight carries at Syracuse on Oct. 5 ... had 23 yards and a touchdown on three carries at Virginia on Nov. 2 ... had a three-yard carry and three receptions for 27 yards against No. 6 Ohio State in the Orange Bowl on Jan. 3.

2012: Had five yards on two carries in two snaps over two games ... played special teams at Duke on Nov. 3; it was his first career game ... had five yards on two carries against Maryland on Nov. 10.

Track & Field (2011-12): Long jumper and triple jumper ... finished ninth in the long jump at the ACC Indoor Championships ... had a season-best long-jump mark (indoors) of 23'8.75" at the Clemson Invitational ... finished 10th at the ACC Outdoor Championships in the triple jump ... had a season-best triple-jump mark (outdoors) of 48'11" at the Jim Click Shootout.

Before Clemson: Lettered at Daniel High School ... standout in track, where he was the region champion in the long jump and triple jump as a sophomore, junior and senior ... won the high school triple jump at the 2011 Florida Relays ... AAA all-state after winning the triple jump and finishing second in the long jump as a senior ... Anderson Independent Boys Track Athlete-of-the-Year as a senior ... New Balance Outdoor sixth-place finisher in the triple jump with a mark of 48'5.5" as a senior ... New Balance Outdoor fourth-place finisher in the triple jump with a mark of 49'3.5" as a junior.

Personal: Graduated May 8, 2015 with a degree in sociology ... born Oct. 31, 1992.

DAVIDSON 2013 GAME-BY-GAME STATS

Date	Opponent	Snap	Car	Yds	Avg	TD	Rec	Yds	TD
8-31	Georgia	0	0	0	---	0	0	0	0
9-7	SC State	37	13	63	4.8	0	2	13	0
9-19	at NC State	0	0	0	---	0	0	0	0
9-28	Wake Forest	32	9	25	2.8	2	0	0	0
10-5	at Syracuse	12	8	41	5.1	1	0	0	0
10-12	Boston College	0	0	0	---	0	0	0	0
10-19	Florida State	0	0	0	---	0	0	0	0
10-26	at Maryland	0	0	0	---	0	0	0	0
11-2	at Virginia	9	3	23	7.7	1	0	0	0
11-14	Georgia Tech				DNP				
11-23	The Citadel				DNP				
11-30	at South Carolina				DNP				
1-3	Ohio State	19	1	3	3.0	0	3	27	0
Totals		109	34	155	4.6	4	5	40	0

VETERAN BIOS

DAVIDSON 2014 GAME-BY-GAME STATS

Date	Opponent	Snap	Car	Yds	Avg	TD	Rec	Yds	TD
8-30	at Georgia	24	12	43	3.6	1	2	17	0
9-6	SC State	9	3	4	1.3	1	0	0	0
9-20	at Florida State	*32	12	54	4.5	0	2	10	0
9-27	North Carolina	31	9	32	3.6	0	2	12	0
10-4	NC State	15	4	18	4.5	0	1	5	0
10-11	Louisville	11	2	8	4.0	0	1	2	0
10-18	at Boston College	21	5	39	7.8	1	1	14	0
10-25	Syracuse	13	9	38	4.2	0	0	0	0
11-6	at Wake Forest	7	3	8	2.7	0	0	0	0
11-15	at Georgia Tech	5	3	1	0.3	0	0	0	0
11-22	Georgia State	0	0	0	---	0	0	0	0
11-29	South Carolina	0	0	0	---	0	0	0	0
12-29	Oklahoma	4	2	3	1.5	0	0	0	0
Totals		172	64	248	3.9	3	9	60	0

* - start; Note: Had two kickoff returns for 25 yards at Florida State; had a 14-yard kickoff return against North Carolina.

DAVIDSON CAREER STATS

Year	G-S	Snap	Car	Yds	Avg	TD	LG	Rec	Yds	TD
2012	1-0	2	2	5	2.5	0	6	0	0	0
2013	10-0	109	34	155	4.6	4	22	5	40	0
2014	13-1	172	64	248	3.9	3	32	9	60	0
Totals	24-1	283	100	408	4.1	7	32	14	100	0



KEVIN DODD

DE • 6-5 • 275 • *JR. • 2VL
TAYLORS, S.C.
RIVERSIDE HS

Has served as a reserve defensive end in his first three active seasons ... has 21 tackles, three

tackles for loss and four quarterback pressures in 219 snaps over 24 games in his career ... had a game-tying-high six tackles, a game-high two tackles for loss and one sack in the 2015 Spring Game.

2014: Had eight tackles, 2.5 tackles for loss and three quarterback pressures in 92 snaps over 12 games ... had two tackles and 0.5 tackles for loss in 18 snaps at No. 12 Georgia on Aug. 30 ... had one tackle for loss in 19 snaps against SC State on Sept. 6 ... had one tackle in 13 snaps against NC State on Oct. 4 ... had one tackle in three snaps at Wake Forest on Nov. 6 ... had two tackles, one tackle for loss and two quarterback pressures in 26 snaps against Georgia State on Nov. 22 ... had one tackle in six snaps against No. 24 Oklahoma in the Russell Athletic Bowl on Dec. 29.

2013: Had seven tackles, 0.5 tackles for loss and one quarterback pressure in 40 snaps over four games ... had four tackles and 0.5 tackles for loss in 23 snaps against SC State on Sept. 7 ... had three tackles in 15 snaps against Wake Forest on Sept. 28 ... suffered a season-ending injury and received a medical redshirt.

2012: Had six tackles in 87 snaps over eight games ... had one tackle in eight snaps against Ball State on Sept. 8; it was his first career game ... played 14 snaps against Furman on Sept. 15 ... had two tackles in 13 snaps at Wake Forest on Oct. 25 ... had three tackles in 22 snaps at Duke on Nov. 3 ... enrolled in January.

Before Clemson: Spent the 2011 season at Hargrave Military Academy ... had an outstanding career in two sports at Riverside High School ... No. 14 player in South Carolina by Rivals.com ... No. 27 player in South Carolina by SuperPrep ... played in the South Carolina North-South High School All-Star game; had five tackles, two sacks, a caused fumble and recovered fumble ... all-region and all-county selection ... had 78 tackles, 22 tackles for loss, nine sacks, three caused fumbles, one recovered fumble and four pass breakups as a senior ... outstanding track athlete; joined that team in the spring of 2010 ... county champion in the shotput, runner-up in the discus and named Greenville County Field Athlete-of-the-Year ... region champion in the shot and discus and was a state qualifier in the shotput ... Riverside High School Field Athlete-of-the-Year and was voted as a team captain as a senior ... set school records in the shot (49' 1") and discus (128' 6.5") ... county shotput champion ... region shotput and discus champion ... named county field athlete-of-the-year ... coached by Steve Eoute in football and Eric Cummings in track at Riverside High

School ... recruited by Jeff Scott and Dan Brooks.

Personal: Majoring in sociology ... born July 14, 1992.

DODD 2014 GAME-BY-GAME STATS

Date	Opponent	Snap	Hit	Ast	Tot	TFL	Sacks	QP
8-30	at Georgia	18	1	1	2	0.5-0		
9-6	SC State	19	1	0	1	1-3		
9-20	at Florida State	3	0	0	0			
9-27	North Carolina	3	0	0	0			
10-4	NC State	13	1	0	1			1
10-11	Louisville					DNP		
10-18	at Boston College	1	0	0	0			
10-25	Syracuse	0	0	0	0			
11-6	at Wake Forest	3	1	0	1			
11-15	at Georgia Tech	0	0	0	0			
11-22	Georgia State	26	2	0	2	1-3		2
11-29	South Carolina	0	0	0	0			
12-29	Oklahoma	6	0	1	1			
Totals		92	6	2	8	2.5-6	0-0	3

DODD CAREER STATS

Year	G-S	Snap	Hit	Ast	Tot	TFL	Sacks	Int	QP	PBU	CF-RF
2012	8-0	87	5	1	6	0-0	0-0	0-0	0	0	0-0
2013	4-0	40	4	3	7	0.5-0	0-0	0-0	1	0	0-0
2014	12-0	92	6	2	8	2.5-6	0-0	0-0	3	0	0-0
Totals	24-0	219	15	6	21	3-6	0-0	0-0	4	0	0-0



ADRIEN DUNN

WR • 5-7 • 170 • *SO. • 1VL
CLEMSON, S.C.
DANIEL HS

2014: ACC Academic Honor Roll member ... had three recep-

tions for 28 yards and one punt return over four games ... had two receptions for 11 yards and one punt return against SC State on Sept. 6; it was his first career game ... played six snaps against NC State on Oct. 4 ... played five snaps against No. 24 Oklahoma in the Russell Athletic Bowl on Dec. 29 ... had a six-yard reception in the Spring Game.

2013: Redshirted.

Before Clemson: Lettered at Daniel High School.

Personal: Majoring in parks, recreation & tourism management ... born March 18, 1995.

DUNN CAREER STATS

Year	G-S	Snap	Rec	Yds	Avg	TD	LG	Car	Yds	TD	PR
2014	4-0	39	3	28	9.3	0	17	0	0	0	1-0



TYSHON DYE

RB • 5-11 • 215 • *SO. • 1VL
ELBERTON, GA.
ELBERT COUNTRY COMPREHENSIVE HS

Sophomore who was injured most of 2014 before returning to make an impact in the latter stages of the season ... one of the team's most physical running backs.

2014: Had 151 yards and two touchdowns on 32 carries in 57 snaps over four games ... had 14 yards on five carries at Wake Forest on Nov. 6 ... had a game-high 124 yards and two touchdowns on 20 carries against Georgia State on Nov. 22; named team offensive player-of-the-game ... had 13 yards on six carries against No. 24 Oklahoma in the Russell Athletic Bowl on Dec. 29.

2013: Redshirted; suffered a back injury that forced him out of action ... ACC Academic Honor Roll member ... No. 32 signee in the ACC in the preseason by Athlon.


Before Clemson: Rated as the No. 123 player in the nation, No. 18 running back in the nation and No. 12 player in Georgia by ESPN ... member of the top-300 All-America team by PrepStar ... No. 204 player in the nation, No. 17 running back in the nation and No. 16 player in Georgia by Rivals.com ... No. 167 player in the nation, No. 12 running back in the nation and No. 16 player in Georgia by 247Sports.com ... had 817 yards on 95 carries and 12 touchdowns in just seven games as

a senior, as he was limited by injury ... region offensive player-of-the-year as a senior ... selected to the North-South All-Star game as a senior ... had eight kickoff returns for 120 yards and a touchdown ... had 1,561 yards on 212 carries and 21 touchdowns as a junior ... had 17 receptions for 198 yards and two touchdowns along with two punt returns for scores as a junior ... all-state and region player-of-the-year as a junior ... selected to the Georgia Rising Seniors game in 2011 ... had 889 yards on 90 carries as a sophomore ... had 11 rushing touchdowns and three touchdowns on kickoff returns as a sophomore ... had 96 tackles as a sophomore ... played four years of basketball and four years of track & field ... member of state championship track team as a junior ... coached by Sid Fritts at Elbert County Comprehensive High School ... recruited by Tony Elliott.

Personal: Majoring in parks, recreation & tourism management ... born Dec. 7, 1993.

DYE CAREER STATS

Year	G-S	Snap	Car	Yds	Avg	TD	LG	Rec	Yds	TD
2014	4-0	57	32	151	4.7	2	18	0	0	0



MARCUS EDMOND

CB • 5-11 • 170 • *SO. • 1VL
HOPKINS, S.C.
LOWER RICHLAND HS

Sophomore who has seen limited action as a reserve cornerback ... completed summer internship

with Clemson athletic communications in 2015.

2014: Has played 10 snaps over four games ... played 10 snaps against SC State on Sept. 6; it was his first career game.


2013: Redshirted.

Before Clemson: Rated as the No. 12 player in South Carolina by Rivals.com and No. 18 player in South Carolina by ESPN ... had 2,000 total yards as a quarterback and accounted for 24 touchdowns as a senior ... had 48 tackles and four interceptions as a senior ... while playing under Head Coach Wayne Farmer as a junior, he had 33 tackles and an interception ... played basketball ... state champion in the 400m in track ... coached by Darryl Page at Lower Richland High School ... recruited by Mike Reed.

Personal: Majoring in graphic communications ... born July 6, 1995.

EDMOND CAREER STATS

Year	G-S	Snap	Hit	Ast	Tot	TFL	Sacks	Int	QP	PBU	CF-RF
2014	4-0	10	0	0	0	0-0	0-0	0-0	0	0	0-0



JUSTIN FALCINELLI

C • 6-3 • 305 • *FR. • RS
MIDDLETOWN, MD.
MIDDLETOWN HS

2014: Redshirted.

Before Clemson: Rated as the No. 12 player in Maryland by Rivals.com ... No. 16 player in Maryland by 247Sports.com ... three-time all-state selection ... consensus first-team all-state as a junior and senior, and first-team all-state as a defensive lineman as a sophomore ... member of the state championship team as a sophomore, junior and senior; his team was 41-1 in his three years as a starter, winning each of the last 36 games; also played as a freshman on a team that reached state championship game ... played on both sides of the ball as a starter each of his last three years ... had 108 career tackles, including 42 as a junior ... outstanding lacrosse player who lettered four times ... National Honor Society member, Maryland Scholar and an APEX Scholar ... coached by Kevin Lynott at Middletown High School ... recruited by



VETERAN BIOS

Brent Venables.

Personal: His father, David, played football for one season at Notre Dame ... his brother, Shane, attended Maryland on an academic scholarship (engineering) ... majoring in pre-business ... born Sept. 18, 1995.



C.J. FULLER

RB • 5-9 • 215 • *FR. • RS
EASLEY, S.C.
EASLEY HS

2014: Redshirted.

Before Clemson: Rated as the No. 19 prospect in South Carolina

by 247Sports.com and Rivals.com ... played running back and cornerback at Easley High School ... helped Easley High School to the state playoffs three consecutive years, a first in school history ... had 3,381 career rushing yards and 27 rushing touchdowns ... second-team all-state by SCVarsity.com as a junior ... had a school-record 2,090 rushing yards and 19 touchdowns, including 15 of 27+ yards, as a junior ... had a career-high 309 rushing yards against Wren High School ... had 712 rushing yards as a sophomore ... coached by Grayson Howell at Easley High School ... recruited by Chad Morris.

Personal: Majoring in sociology ... born Nov. 22, 1995.

nation, No. 18 running back in the nation and No. 19 player in Georgia by 247Sports.com ... No. 26 running back in the nation by Scout.com ... PrepStar All-South-east Region selection ... played in the Offense-Defense Bowl in Houston, Texas ... had 516 rushing yards and eight touchdowns as a senior ... had 46 tackles and seven sacks as a senior ... helped Grayson High School to a 10-2 record ... had 700 rushing yards and eight touchdowns as a junior ... coached by Mickey Conn at Grayson High School; Conn was a roommate of Head Coach Dabo Swinney at Alabama ... recruited by Tony Elliott.

Personal: Majoring in communication studies ... born Oct. 1, 1994.

GALLMAN 2014 GAME-BY-GAME STATS

Date	Opponent	Snap	Car	Yds	Avg	TD	Rec	Yds	TD
8-30	at Georgia	10	1	5	5.0	0	2	17	0
9-6	SC State	26	10	77	7.7	0	1	7	0
9-20	at Florida State	18	4	6	1.5	0	2	3	0
9-27	North Carolina	6	1	4	4.0	0	1	4	0
10-4	NC State	*33	13	58	4.5	0	3	21	0
10-11	Louisville	*16	4	9	2.3	0	3	-5	0
10-18	at Boston College	*48	15	39	2.6	1	2	1	0
10-25	Syracuse	*69	28	101	3.6	0	2	12	0
11-6	at Wake Forest	*60	19	106	5.6	1	4	43	1
11-15	at Georgia Tech	*49	15	88	5.9	0	3	8	0
11-22	Georgia State	*9	5	30	6.0	1	0	0	0
11-29	South Carolina	*57	27	191	7.1	1	1	-3	0
12-29	Oklahoma	*56	19	55	2.9	0	0	0	0
Totals		457	161	769	4.8	4	24	108	1

* - start

GALLMAN CAREER STATS

Year	G-S	Snap	Car	Yds	Avg	TD	LG	Rec	Yds	TD
2014	13-9	457	161	769	4.8	4	34	24	108	1



WAYNE GALLMAN

RB • 6-1 • 205 • *SO. • 1VL
LOGANVILLE, GA.
GRAYSON HS

Sophomore who burst onto the scene as Clemson's top rusher during the second half of 2014

... preseason second-team All-ACC by Phil Steele.

2014: Had a team-high 769 yards and four touchdowns on 161 carries along with 24 receptions for 108 yards and one touchdown in 457 snaps over 13 games (nine starts) ... in his last four games against ACC or SEC teams, he had 486 yards two touchdowns on 89 carries ... had a five-yard carry and two receptions for 17 yards at No. 12 Georgia on Aug. 30; it was his first career game ... had a game-high 77 yards on 10 carries and a seven-yard reception against SC State on Sept. 6 ... had six rushing yards and two receptions at No. 1 Florida State on Sept. 20 ... had 58 yards on 13 carries and three receptions for 21 yards against NC State on Oct. 4; it was his first career start ... had nine yards on four carries and three receptions against Louisville on Oct. 11 ... had 39 yards and a touchdown on 15 carries and two receptions at Boston College on Oct. 18 ... had a game-high 101 yards on 28 carries and two receptions for 12 yards against Syracuse on Oct. 25; named ACC Rookie-of-the-Week; named team offensive player-of-the-game ... had 106 yards and a touchdown on 19 carries and four receptions for 43 yards and a touchdown at Wake Forest on Nov. 6; named ACC Rookie-of-the-Week ... had 88 yards on 15 carries and three receptions for eight yards at No. 23 Georgia Tech on Nov. 15 ... had 30 yards and a touchdown in five carries against Georgia State on Nov. 22 ... had a game-high 191 yards and a touchdown 27 carries and one reception against South Carolina on Nov. 29; named team co-offensive player-of-the-game ... second-most rushing yards in a game against South Carolina by a Tiger running back ... had a team-high 55 yards on 19 carries against No. 24 Oklahoma in the Russell Athletic Bowl on Dec. 29 ... had a game-high 61 yards on nine carries and two receptions for 28 yards in the Spring Game.

2013: Redshirted.

Before Clemson: Rated as the No. 217 player in the



JEFFERIE GIBSON

S • 6-4 • 200 • *FR. • RS
HOPE MILLS, N.C.
GRAY'S CREEK HS

Redshirt freshman ... had a 16-yard interception return in the 2015 Spring Game.

2014: Redshirted.

Before Clemson: Rated as the No. 19 player in North Carolina by 247Sports.com ... had 123 tackles and 10 interceptions (three for scores) in his career ... had three punt-return touchdowns and two kickoff-return touchdowns in his career ... had 45 tackles and three interceptions as a senior ... had 243 passing yards and 149 rushing yards as a senior ... had 69 tackles and four interceptions as a junior ... averaged double-digit points per game in basketball in his career ... coached by David Lovette at Gray's Creek High School ... recruited by Dan Brooks.

Personal: Majoring in sports communication ... born Jan. 24, 1996.



B.J. GOODSON

LB • 6-0 • 240 • *SR. • 3VL
LAMAR, S.C.
LAMAR HS

Has been a backup linebacker, starting linebacker and valuable special teams player in his three active seasons ... has 45 tackles, 3.5 tackles for loss, one sack, four quarterback pressures, two pass breakups, three recovered fumbles and a 24-yard fumble return in 311 snaps over 32 games (six starts) in his career ... co-starter at linebacker in 2014.

2014: Had 34 tackles, 3.5 tackles for loss, one sack, three quarterback pressures, two pass breakups, three recovered fumbles and a 24-yard fumble return in 256 snaps over 12 games (six starts) ... tied for 10th in the nation in recovered fumbles ... tied for second in the ACC in recovered fumbles ... had one tackle in

30 snaps at No. 12 Georgia on Aug. 30; it was his first career start ... had five tackles and one sack in seven snaps against SC State on Sept. 6 ... had three tackles in 21 snaps at No. 1 Florida State on Sept. 20 ... had three tackles and a 24-yard fumble return in 37 snaps against NC State on Oct. 4 ... had four tackles and a recovered fumble in 31 snaps against Louisville on Oct. 11 ... had four tackles, 0.5 tackles for loss and a pass breakup in 33 snaps at Wake Forest on Nov. 6 ... had seven tackles, one tackle for loss and a recovered fumble in 19 snaps at No. 23 Georgia Tech on Nov. 15; named team co-defensive player-of-the-game ... had two tackles and a pass breakup in 24 snaps against South Carolina on Nov. 29 ... had one tackle for loss in 32 snaps against No. 24 Oklahoma in the Russell Athletic Bowl on Dec. 29.

2013: Had seven tackles in 33 snaps over seven games ... had three tackles in 14 snaps at Virginia on Nov. 2 ... had a game-high 13 tackles in the Spring Game.

2012: Had four tackles and one quarterback pressure in 22 snaps over 13 games ... played special teams against No. 25 Auburn at Atlanta, Ga. on Sept. 1; it was his first career game ... had one tackle and a quarterback pressure in eight snaps against Ball State on Sept. 8 ... had a special teams tackle at Wake Forest on Oct. 25 ... had two tackles in 11 snaps at Duke on Nov. 3.

2011: Redshirted.

Before Clemson: Rated as the No. 29 outside linebacker in the nation by ESPN ... No. 20 player in South Carolina by Rivals.com ... No. 23 player in South Carolina by SuperPrep ... had 156 tackles as a senior at Lamar High School ... 15th in the state in tackles ... had 20 tackles and eight sacks in a state playoff game ... played in the North-South All-Star Game in Myrtle Beach, S.C. ... had 96 tackles and six tackles for loss and added 16 receptions for 220 yards and two touchdowns as a junior ... all-state as a junior ... his team reached the state championship game as a junior ... from the same high school that produced former Clemson All-American and All-Pro Levon Kirkland ... one of the top scorers on the Lamar High School basketball team ... coached by J.R. Boyd at Lamar High ... recruited by Kevin Steele.

Personal: Majoring in sociology ... born May 29, 1993.

GOODSON 2014 GAME-BY-GAME STATS

Date	Opponent	Snap	Hit	Ass	Tot	TFL	Sacks	Int
8-30	at Georgia	*30	1	0	1			
9-6	SC State	7	4	1	5	1-10	1-10	
9-20	at Florida State	*21	2	1	3			
9-27	North Carolina	1	2	0	2			
10-4	NC State	37	2	1	3			
10-11	Louisville	31	2	2	4			
10-18	at Boston College	*20	1	0	1			
10-25	Syracuse	1	0	1	1			
11-6	at Wake Forest	*33	3	1	4	0.5-1		
11-15	at Georgia Tech	*19	4	3	7	1-2		
11-22	Georgia State					DNP		
11-29	South Carolina	24	2	0	2			
12-29	Oklahoma	*32	1	0	1	1-1		
Totals		256	23	11	34	3.5-14	1-10	0-0

* - start; Note: Had a 24-yard fumble return against NC State; had a recovered fumble against Louisville; had a recovered fumble at Georgia Tech.

GOODSON CAREER STATS

Year	G-S	Snap	Hit	Ass	Tot	TFL	Sacks	Int	QB	PBU	CF-RF
2012	13-0	22	0	4	4	0-0	0-0	0-0	1	0	0-0
2013	7-0	33	3	4	7	0-0	0-0	0-0	0	0	0-0
2014	12-6	256	23	11	34	3.5-14	1-10	0-0	3	2	0-3
Totals	32-6	311	26	19	45	3.5-14	1-10	0-0	4	2	0-3



JOE GORE

OT • 6-5 • 290 • *GR. • 3VL
LAKE WACCAMAW, N.C.
EAST COLUMBUS HS

Has outstanding athleticism for an offensive lineman ... has eight knockdowns in 361 snaps over 20 games (three starts) in his career.

2014: Had five knockdowns in 237 snaps over eight

VETERAN BIOS

games (three starts) ... had one knockdown in playing all 79 snaps at No. 12 Georgia on Aug. 30; it was his first career start ... had two knockdowns in 55 snaps against SC State on Sept. 6 ... played 27 snaps at No. 1 Florida State on Sept. 20 ... played 26 snaps against North Carolina on Sept. 27 ... had one knockdown in 18 snaps against Syracuse on Oct. 25 ... played 12 snaps against Georgia State on Nov. 22 ... had one knockdown in 20 snaps against No. 24 Oklahoma in the Russell Athletic Bowl on Dec. 29.


2013: Had two knockdowns in 58 snaps over seven games ... played seven snaps against SC State on Sept. 7 ... played 18 snaps against Wake Forest on Sept. 28 ... played five snaps at Syracuse on Oct. 5 ... played one snap at Maryland on Oct. 26 ... had one knockdown in eight snaps at Virginia on Nov. 2 ... played three snaps against Georgia Tech on Nov. 14 ... had one knockdown in 16 snaps against The Citadel on Nov. 23.

2012: Had one knockdown in 66 snaps over five games ... played 34 snaps against Ball State on Sept. 8; it was his first career game ... had one knockdown in 16 snaps against Furman on Sept. 15 ... played four snaps at Duke on Nov. 3 ... played three snaps against Maryland on Nov. 10 ... played nine snaps against No. 7 Louisiana State in the Chick-fil-A Bowl on Dec. 31.

2011: Redshirted ... moved over to the offensive line in Nov. after recovering from injury after starting as a defensive end ... enrolled in January.

Before Clemson: Rated as the No. 16 defensive end in the nation by 247Sports.com ... No. 244 player in the nation and No. 7 player in North Carolina by 247Sports.com ... No. 28 defensive end in the nation and No. 15 player in North Carolina by Rivals.com ... No. 25 defensive end in the nation by MaxPreps.com ... No. 52 defensive end in the nation by ESPN ... No. 20 player in North Carolina by SuperPrep ... second-team all-state by NCPreps.com ... had 77 tackles, 24 tackles for loss, 12 sacks and nine blocked kicks as a junior at East Columbus High School ... conference 200m champion in track as a sophomore ... coached by Travis Conner and Toby Kasell at East Columbus High ... recruited by Dan Brooks.

Personal: Graduated May 8, 2015 with a degree in parks, recreation & tourism management ... born Sept. 25, 1992.



T.J. GREEN

**S • 6-3 • 205 • JR. • 2VL
SYLACAUGA, ALA.
SYLACAUGA HS**

Junior who has seen most of his action on special teams, but has been a valuable backup as a safety ... moved from wide receiver to safety after the 2013 season ... has 32 tackles, one interception and 24 kickoff returns for 505 yards in 147 snaps over 11 games (one start) on defense in his career ... has two receptions in 147 snaps over 12 games on offense in his career ... joins Roderick Byers as the only active Tigers to letter on both sides of the ball.

2014: Had 24 tackles, one interception and 21 kickoff returns for a team-high 445 yards in 159 snaps over 11 games (one start) ... eighth in the ACC in yards per kickoff return (21.2) ... had five kickoff returns for a game-high 107 yards at No. 12 Georgia on Aug. 30 ... had four tackles in 26 snaps and a 12-yard kickoff return against SC State on Sept. 6 ... had a 23-yard kickoff return against North Carolina on Sept. 27 ... had two tackles in 15 snaps and an 18-yard kickoff return against NC State on Oct. 4 ... had three tackles in five snaps and three kickoff returns for 66 yards against Louisville on Oct. 11 ... had eight tackles in 45 snaps and three kickoff returns for 51 yards at Boston College on Oct. 18 ... had two kickoff returns for 44 yards

against Syracuse on Oct. 25 ... had two kickoff returns for 44 yards at Wake Forest on Nov. 6 ... had one tackle in 26 snaps at No. 23 Georgia Tech on Nov. 15; it was his first career start ... had two tackles and an interception in 18 snaps along with a 26-yard kickoff return against No. 24 Oklahoma in the Russell Athletic Bowl on Dec. 29.

2013: Had two receptions and three kickoff returns for 60 yards in 147 snaps over 12 games ... had eight special teams tackles, tied for second-most on the team ... had one reception and an 18-yard kickoff return against SC State on Sept. 7; it was his first career game ... had a four-yard reception against Wake Forest on Sept. 28 ... had a 24-yard kickoff return against Boston College on Oct. 12 ... had a team-high three special teams tackles against Georgia Tech on Nov. 14; named team special teams player-of-the-game ... had an 18-yard kickoff return at No. 9 South Carolina on Nov. 30.

Before Clemson: Scored nine touchdowns and averaged 22 yards per reception as a senior at Sylacauga High School ... had 25 tackles and four interceptions as a senior ... outstanding kick returner ... No. 18 player in Alabama by ESPN ... No. 56 athlete in the nation by ESPN ... coached by Matt Griffith at Sylacauga High School ... recruited by Robbie Caldwell.

Personal: Majoring in parks, recreation & tourism management ... born March 15, 1995.

GREEN 2014 GAME-BY-GAME STATS


Date	Opponent	Snaps	Hit	Asst	Tot	TFL	Int	PBU	KOR
8-30	at Georgia	0	0	1	1				5-107
9-6	SC State	26	1	3	4				1-12
9-20	at Florida State	1	1	0	1				
9-27	North Carolina	0	0	0	0				1-23
10-4	NC State	15	2	0	2				1-18
10-11	Louisville	5	2	1	3				3-66
10-18	at Boston College	45	7	1	8				3-51
10-25	Syracuse	2	0	0	0				2-44
11-6	at Wake Forest	21	0	1	1				2-44
11-15	at Georgia Tech	*26	0	1	1				2-54
11-22	Georgia State								DNP
11-29	South Carolina								DNP
12-29	Oklahoma	18	2	0	2		1-(-3)		1-26
Totals		159	16	8	24	0-0	1-(-3)	0	21-445

* - start

GREEN CAREER STATS

Year	G-S	Snaps	Rec	Yds	Avg	TD	LG	Car	Yds	TD	KOR
2013	12-0	147	2	0	0.0	0	4	0	0	0	3-60
2014	0-0	---	0	0	---	0	---	0	0	0	21-445
Totals	12-0	147	2	0	0.0	0	4	0	0	0	24-505

Year	G-S	Snaps	Hit	Asst	Tot	TFL	Sacks	Int	QP	PBU	CF-RF
2013	0-0	---	6	2	8	0-0	0-0	0-0	0	0	0-0
2014	11-1	159	16	8	24	0-0	0-0	1-(-3)	0	0	0-0
Totals	11-1	159	22	10	32	0-0	0-0	1-(-3)	0	0	0-0



D.J. GREENLEE

**TE • 6-1 • 250 • *SO. • SQ
CLEMSON, S.C.
DANIEL HS**

Sophomore who has played as a reserve tight end.

2014: Played 28 snaps over four games ... played 20 snaps against SC State on Sept. 6; it was his first career game ... suffered a torn ACL in practice in early November.

2013: Redshirted.

Before Clemson: Had 58 tackles and seven tackles for loss as a senior ... three-year starter at linebacker who finished his career with 179 tackles, four recovered fumbles, five interceptions for 107 yards and two touchdowns ... named first-team all-region and all-area as a junior and senior ... helped Daniel High School to an 11-4 record as a senior ... PrepStar All-Southeast Region selection ... lettered three years in track and three years in basketball ... coached by Randy Robinson at Daniel High School ... recruited by Chad Morris.

Personal: His father, Larry, is Clemson's assistant director of strength & conditioning ... majoring in sociology ... born Jan. 20, 1995.

GREENLEE CAREER STATS

Year	G-S	Snaps	Rec	Yds	Avg	TD	LG
2014	4-0	28	0	0	---	0	---



JAY GUILLERMO

**C • 6-3 • 310 • *JR. • 2VL
MARYVILLE, TENN.
MARYVILLE HS**

Junior who was a primary backup at center behind Ryan Norton ... has five knockdowns in 389 snaps over 16 games (one start) in his career.

2014: Had three knockdowns in 207 snaps over eight games (one start) ... played 26 snaps at No. 12 Georgia on Aug. 30 ... played 52 snaps against SC State on Sept. 6; it was his first career start ... played 12 snaps at No. 1 Florida State on Sept. 20 ... played 47 snaps against North Carolina on Sept. 27 ... had two knockdowns in 16 snaps against NC State on Oct. 4 ... played seven snaps against Georgia State on Nov. 22 ... played three snaps against South Carolina on Nov. 29 ... had one knockdown in 44 snaps against No. 24 Oklahoma in the Russell Athletic Bowl on Dec. 29.

2013: Had two knockdowns in 182 snaps over eight games ... played 57 snaps against SC State on Sept. 7; it was his first career game ... played 29 snaps against Wake Forest on Sept. 28 ... had one knockdown in 10 snaps at Syracuse on Oct. 5 ... played 17 snaps against No. 5 Florida State on Oct. 19 ... played five snaps at Maryland on Oct. 26 ... played 47 snaps at Virginia on Nov. 2 ... played eight snaps against Georgia Tech on Nov. 14 ... had one knockdown in nine snaps against The Citadel on Nov. 23.

2012: Redshirted ... enrolled in January.

Before Clemson: Rated as the No. 89 player in the nation, No. 1 center in the nation and No. 1 player in Tennessee by ESPN ... first-team All-American by ESPN, MaxPreps.com and Sports Illustrated ... No. 6 center in the nation by Rivals.com ... helped Maryville High School to the state title each of the last two seasons ... Mr. Football Lineman-of-the-Year in Tennessee ... played in the Under Armour All-America game ... county player-of-the-year ... led his team to a 15-0 record as a senior, as his team was ranked No. 11 in the nation by MaxPreps.com ... first commitment to Clemson's 2012 class ... coached by George Quarles at Maryville High School ... recruited by Dan Brooks.

Personal: Majoring in sociology ... born Aug. 26, 1994.



QUINTIN HALL

**LB • 5-11 • 225 • SR. • SQ
PIEDMONT, S.C.
WREN HS**

Original walk-on.
2014: ACC Academic Honor Roll member ... played one game ... played special teams against SC State on Sept. 6; it was his first career game.

2013: ACC Academic Honor Roll member ... did not appear in a game.

Before Clemson: Lettered at Wren High School.

Personal: Majoring in health science ... born April 4, 1994.



VETERAN BIOS




TAYLOR HEARN

OG • 6-4 • 325 • *FR. • RS
WILLISTON, S.C.
WILLISTON-ELKO HS

2014: Redshirted.

Before Clemson: Rated as the No. 15 player in South Carolina by Rivals.com ... No. 17 player in South Carolina by ESPN ... Shrine Bowl selection ... three-year starter on the offensive and defensive lines for Williston-Elko High School ... served as the kicker ... led his baseball team in homers (6) and wins (7) as a junior ... coached by Dwayne Garrick at Williston-Elko High School ... recruited by Marion Hobby.

Personal: Major is undeclared ... born Jan. 11, 1996.



GERMONE HOPPER

WR • 5-11 • 175 • *JR. • 2VL
CHARLOTTE, N.C.
PHILLIP O. BERRY ACADEMY OF TECHNOLOGY

Junior who was the team's top backup at wide receiver in 2014 ... has 50 receptions for 480 yards and five touchdowns, five yards on two carries and four kickoff returns for 69 yards in 725 snaps over 25 games (four starts) in his career.

2014: Had 27 receptions for 331 yards and three touchdowns in 424 snaps over 13 games (three starts) ... had two receptions for 14 yards against SC State on Sept. 6 ... had two receptions for 52 yards at No. 1 Florida State on Sept. 20 ... had three receptions for 139 yards and two touchdowns against North Carolina on Sept. 27 ... had a 28-yard reception against NC State on Oct. 4 ... had two receptions for 13 yards at Boston College on Oct. 18 ... had four receptions for 29 yards against Syracuse on Oct. 25 ... had seven receptions for 26 yards at Wake Forest on Nov. 6 ... had four receptions against Georgia State on Nov. 22 ... had a 24-yard receiving touchdown against No. 24 Oklahoma in the Russell Athletic Bowl on Dec. 29.

2013: Had 23 receptions for 149 yards and two touchdowns, five yards on one carry and four kickoff returns for 69 yards in 301 snaps over 12 games ... had a game-tying-high six receptions for 66 yards and a team-high two touchdowns along with a 25-yard kickoff return for a team-high 91 all-purpose yards against SC State on Sept. 7; named ACC Rookie-of-the-Week ... had four receptions for 25 yards at NC State on Sept. 19 ... had two receptions for 18 yards against Wake Forest on Sept. 28 ... had a team-tying-high four receptions for eight yards, a five-yard carry and two kickoff returns for 31 yards at Syracuse on Oct. 5 ... had a four-yard reception against No. 5 Florida State on Oct. 19 ... had three receptions for nine yards and a 13-yard kickoff return at Virginia on Nov. 2 ... had two receptions for seven yards against No. 6 Ohio State in the Orange Bowl on Jan. 3; it was his first career start.

2012: Redshirted.

Before Clemson: Rated as the No. 11 wide receiver in the nation and No. 75 overall player in the nation by Rivals.com ... No. 13 wide receiver in the nation and No. 81 overall player in the nation by ESPN ... No. 11 wide receiver in the nation and No. 75 overall player in the nation by Lindy's ... No. 20 wide receiver in the nation by Scout.com ... No. 4 player in North Carolina by Rivals.com ... No. 4 player in North Carolina by ESPN ... No. 6 player in North Carolina by SuperPrep ... No. 113 overall player and No. 15 wide receiver in the nation as well as No. 6 player in North Carolina by 247Sports.com ... played in the U.S. Army All-American Game and the Shrine Bowl ... rushed for over 4,000 yards and 50

touchdowns in his four years in high school ... returned five kickoffs and one punt for touchdowns as a senior ... his school's career leader in rushing yards, punt return yards and kickoff return yards ... third in the state in the 100m (10.68) and fourth in the 200m (21.68) as a senior ... his team won the state titles in the 400m relay and 800m relay in record times ... coached by Andrew Howard at Phillip O. Berry Academy of Technology ... recruited by Danny Pearman.

Personal: Majoring in sociology ... born Oct. 22, 1993.

HOPPER 2013 GAME-BY-GAME STATS

Date	Opponent	Snaps	Rec	Yds	Avg	TD	LG	Rush	KOR
8-31	Georgia	4	0	0	---	0	---	0-0	
9-7	SC State	51	6	66	11.0	2	26	0-0	1-25
9-19	at NC State	20	4	25	6.3	0	24	0-0	
9-28	Wake Forest	33	2	18	9.0	0	10	0-0	
10-5	at Syracuse	36	4	8	2.0	0	4	1-5	2-31
10-12	Boston College								
10-19	Florida State	29	1	4	4.0	0	4	0-0	
10-26	at Maryland	40	0	0	---	0	---	0-0	
11-2	at Virginia	35	3	9	3.0	0	8	0-0	1-13
11-14	Georgia Tech	19	0	0	---	0	---	0-0	
11-23	The Citadel	13	1	12	12.0	0	12	0-0	
11-30	at South Carolina	10	0	0	---	0	---	0-0	
1-3	Ohio State	*11	2	7	3.5	0	5	0-0	
Totals		301	23	149	6.5	2	26	1-5	4-69

* - start


HOPPER 2014 GAME-BY-GAME STATS

Date	Opponent	Snaps	Rec	Yds	Avg	TD	LG	Rush	PR
8-30	at Georgia	28	0	0	---	0	---	0-0	
9-6	SC State	37	2	14	7.0	0	14	0-0	
9-20	at Florida State	26	2	52	26.0	0	28	0-0	
9-27	North Carolina	*59	3	139	46.3	2	74	1-0	
10-4	NC State	*49	1	28	28.0	0	28	0-0	1-(-6)
10-11	Louisville	*43	1	2	2.0	0	2	0-0	
10-18	at Boston College	46	2	13	6.5	0	8	0-0	
10-25	Syracuse	36	4	29	7.3	0	13	0-0	
11-6	at Wake Forest	30	7	26	3.7	0	9	0-0	
11-15	at Georgia Tech	15	0	0	---	0	---	0-0	
11-22	Georgia State	19	4	4	1.0	0	9	0-0	
11-29	South Carolina	10	0	0	---	0	---	0-0	
12-29	Oklahoma	26	1	24	24.0	1	24	0-0	
Totals		424	27	331	12.3	3	74	1-0	1-(-6)

* - start

HOPPER CAREER STATS

Year	G-S	Snaps	Rec	Yds	Avg	TD	LG	Car	Yds	TD	KOR
2013	12-1	301	23	149	6.5	2	26	1	5	0	4-69
2014	13-3	424	27	331	12.3	3	74	1	0	0	0-0
Totals	25-4	725	50	480	9.6	5	74	2	5	0	4-69



JADAR JOHNSON

S • 6-0 • 200 • JR. • 2VL
ORANGEBURG, S.C.
ORANGEBURG-WILKINSON HS

Junior who was one of the team's top backup safeties in 2014 ... had 25 tackles, two tackles for loss, one sack, two interceptions for 84 yards, one quarterback pressure and three pass breakups in 340 snaps over 24 games (one start) in his career.

2014: Had 13 tackles, two tackles for loss, one sack, a team-tying-high two interceptions for a team-high 84 yards, one quarterback pressure and three pass breakups in 242 snaps over 13 games (one start) ... had two tackles, a 60-yard interception return for a touchdown and pass breakup in 29 snaps against SC State on Sept. 6 ... had a 24-yard interception return for a touchdown in 12 snaps at No. 1 Florida State on Sept. 20 ... had a pass breakup in 31 snaps against NC State on Oct. 4 ... had one sack in eight snaps against Louisville on Oct. 11 ... had three tackles and one tackle for loss in 24 snaps against Georgia State on Nov. 22 ... had one tackle in 37 snaps against South Carolina on Nov. 29; it was his first career start.

2013: Had 12 tackles and one pass breakup in 98 snaps over 11 games ... had three tackles in 26 snaps against SC State on Sept. 7; it was his first career game ... had one tackle in seven snaps against No. 5 Florida State on Oct. 19 ... had a pass breakup in 27 snaps at Virginia on Nov. 2 ... had two tackles in four snaps against Georgia Tech on Nov. 14 ... had five tackles in 21 snaps against The Citadel on Nov. 23 ... enrolled in

January ... had one tackle in the Spring Game.

Before Clemson: Rated as the No. 80 athlete in the nation and No. 9 player in South Carolina by ESPN ... No. 28 safety in the nation by Scout.com ... played in the Shrine Bowl of the Carolinas ... had 50 tackles, four interceptions and 10 pass breakups as a junior ... PrepStar All-Southeast Region selection ... attended the same high school that sent all-time great Woodrow Dantzler (1998-01) to Clemson ... coached by Tommy Brown at Orangeburg-Wilkinson High School ... recruited by Marion Hobby.

Personal: Majoring in pre-business ... born June 29, 1995.


JOHNSON 2014 GAME-BY-GAME STATS

Date	Opponent	Snaps	Hit	Ast	Tot	TFL	Int	PBU
8-30	at Georgia	34	0	1	1			
9-6	SC State	29	2	0	2		1-60	1
9-20	at Florida State	12	0	0	0		1-24	
9-27	North Carolina	20	1	1	2			
10-4	NC State	31	0	0	0			1
10-11	Louisville	8	1	0	1	1-11		
10-18	at Boston College	7	0	0	0			
10-25	Syracuse	6	1	0	1			
11-6	at Wake Forest	6	0	1	1			
11-15	at Georgia Tech	1	0	0	0			
11-22	Georgia State	24	3	0	3	1-3		
11-29	South Carolina	*37	1	0	1			
12-29	Oklahoma	27	0	1	1			
Totals		242	9	4	13	2-14	2-84	2

* - start; Note: Had a 60-yard interception return for a touchdown against SC State; had one sack against Louisville.

JOHNSON CAREER STATS

Year	G-S	Snaps	Hit	Ast	Tot	TFL	Sacks	Int	QP	PBU	CF-RF
2013	11-0	98	5	7	12	0-0	0-0	0-0	0	1	0-0
2014	13-1	242	9	4	13	2-14	1-11	2-84	1	2	0-0
Totals	24-1	340	14	11	25	2-14	1-11	2-84	1	3	0-0



KENDALL JOSEPH


LB • 5-11 • 225 • *FR. • RS
BELTON, S.C.
BELTON-HONEA PATH HS

Had a game-tying-high six tackles and one tackle for loss in the 2015 Spring Game.

2014: Redshirted.

Before Clemson: Rated as the No. 18 inside linebacker in the nation by ESPN ... No. 17 player in South Carolina by 247Sports.com ... No. 20 player in South Carolina by Rivals.com ... Shrine Bowl selection ... led Belton-Honea Path High School to an 11-2 record and the third round of state playoffs as a senior ... had 118 tackles, three tackles for loss, two interceptions, a recovered fumble and blocked punt as a senior ... had 205 yards and six touchdowns on 47 carries as a senior ... had 139 tackles, 13 tackles for loss and 2.5 sacks as a junior ... had 115 tackles, 15 tackles for loss, two sacks and one caused fumble as a sophomore ... three-time state weightlifting champion; also played basketball and ran track ... coached by Russell Blackston at Belton-Honea Path High School ... recruited by Chad Morris.

Personal: Majoring in health science ... born Nov. 19, 1995.



JAYRON KEARSE

S • 6-4 • 210 • JR. • 2VL
FORT MYERS, FLA.
SOUTH FORT MYERS HS

Valuable starter in the secondary ... has 122 tackles, 5.5 for loss, three sacks, six interceptions for 83 yards, one quarterback pressure, seven pass breakups, one caused fumble and one recovered fumble in 1,142 snaps over 25 games (15 starts) in his career ... switched from jersey #20 to #1 his junior year.

2014: Had 67 tackles, five tackles for loss, three sacks, one quarterback pressure, a team-tying-high two

VETERAN BIOS

interceptions for 21 yards, seven pass breakups and one recovered fumble in 698 snaps over 13 games (12 starts) ... had nine tackles and a pass breakup in 55 snaps at No. 12 Georgia on Aug. 30 ... had four tackles and two pass breakups in 24 snaps against SC State on Sept. 6 ... had four tackles, a four-yard interception return and two pass breakups in 65 snaps at No. 1 Florida State on Sept. 20 ... had eight tackles in 72 snaps against North Carolina on Sept. 27 ... had 10 tackles, one tackle for loss and a pass breakup in 69 snaps against Louisville on Oct. 11; named team co-defensive player-of-the-game ... one of the tackles saved the game on Louisville's final drive ... had five tackles and a sack in 58 snaps at Boston College on Oct. 18 ... had six tackles, two tackles for loss and one sack in 61 snaps against Syracuse on Oct. 25 ... had two tackles and a pass breakup in 69 snaps at Wake Forest on Nov. 6 ... had four tackles and one sack in 64 snaps at No. 23 Georgia Tech on Nov. 15 ... had five tackles and a 17-yard interception return in 44 snaps against Georgia State on Nov. 22 ... had three tackles in 37 snaps against South Carolina on Nov. 29 ... had four tackles and a 12-yard fumble return in 41 snaps against No. 24 Oklahoma in the Russell Athletic Bowl on Dec. 29.

2013: Had 55 tackles, 0.5 tackles for loss, a team-tying-high four interceptions for 62 yards and one caused fumble in 444 snaps over 12 games (three starts) ... tied for fifth in the ACC in interceptions ... had two tackles in 21 snaps against SC State on Sept. 7; it was his first career game ... had five tackles in 23 snaps against Wake Forest on Sept. 28 ... had eight tackles and his first career interception in 75 snaps at Syracuse on Oct. 5 ... had four tackles in 38 snaps against Boston College on Oct. 12; it was his first career start ... had two tackles and a 25-yard interception return in 47 snaps at Maryland on Oct. 26 ... had three tackles, a 37-yard interception return and a caused fumble in 27 snaps at Virginia on Nov. 2; named team co-defensive player-of-the-game ... had seven tackles in 57 snaps against The Citadel on Nov. 23 ... had 10 tackles and 0.5 tackles for loss in playing all 81 snaps at No. 9 South Carolina on Nov. 30 ... had nine tackles and a key interception in the third quarter in 72 snaps against No. 6 Ohio State in the Orange Bowl on Jan. 3.

Before Clemson: Rated as the No. 16 athlete in the nation by Rivals.com and 247Sports.com ... No. 7 outside linebacker in the nation by Scout.com ... top-300 All-American by PrepStar ... area defensive player-of-the-year at South Fort Myers High School ... helped his team to an 11-2 record as a senior ... No. 15 athlete in the nation by MaxPreps ... had 528 rushing yards and five touchdowns as a senior; averaged 12.3 yards per carry ... averaged 18.9 yards per reception and scored five touchdowns ... as a safety, he had 87 tackles, three sacks and an interception ... had 1,600 rushing yards and 17 touchdowns as a junior ... came to Clemson from the same high school as wide receiver Sammy Watkins ... played in the Offense-Defense Bowl in Houston, Texas ... coached by Grant Redhead ... recruited by Tony Elliott.

Personal: His uncle, Jevon Kearse, was an All-America linebacker at Florida and an NFL All-Pro ... his cousin, Phillip Buchanon, was a defensive back at Miami (Fla.) and played in the NFL ... majoring in communication studies ... born Feb. 11, 1994.

KEARSE 2013 GAME-BY-GAME STATS

Date	Opponent	Snaps	Hit	Ast	Tot	TFL	Int	PBU
8-31	Georgia							DNP
9-7	SC State	21	2	0	2			
9-19	at NC State	0	0	1	1			
9-28	Wake Forest	23	4	1	5			
10-5	at Syracuse	75	5	3	8			1-0
10-12	Boston College	*38	3	1	4			
10-19	Florida State	3	1	1	2			
10-26	at Maryland	47	1	1	2			1-25
11-2	at Virginia	27	2	1	3			1-37
11-14	Georgia Tech	0	2	0	2			
11-23	The Citadel	57	2	5	7			
11-30	at South Carolina	*81	6	4	10	0.5-2		
1-3	Ohio State	*72	6	3	9			1-0
Totals		444	34	21	55	0.5-2	4-62	0

* - start; Note: Had a caused fumble at Virginia.


KEARSE 2014 GAME-BY-GAME STATS

Date	Opponent	Snaps	Hit	Ast	Tot	TFL	Int	PBU
8-30	at Georgia	*55	8	1	9			1
9-6	SC State	*24	2	2	4			2
9-20	at Florida State	*65	4	0	4		1-4	2
9-27	North Carolina	*72	8	0	8			
10-4	NC State	*39	3	0	3			
10-11	Louisville	*69	8	2	10	1-2		1
10-18	at Boston College	*58	4	1	5	1-1		
10-25	Syracuse	*61	5	1	6	2-10		
11-6	at Wake Forest	*69	2	0	2			1
11-15	at Georgia Tech	*64	3	1	4	1-12		
11-22	Georgia State	*44	4	1	5		1-17	
11-29	South Carolina	37	1	2	3			
12-29	Oklahoma	*41	2	2	4			
Totals		698	54	13	67	5-25	2-21	7

* - start; Note: Had one sack at Boston College; had one sack against Syracuse; had one sack at Georgia Tech; had a 12-yard fumble return against Oklahoma.

KEARSE CAREER STATS

Year	G-S	Snaps	Hit	Ast	Tot	TFL	Sacks	Int	QB	PBU	CF-RF
2013	12-3	444	34	21	55	0.5-2	0-0	4-62	0	0	1-0
2014	13-12	698	54	13	67	5-25	3-20	2-21	1	7	0-1
Totals	25-15	1142	88	34	122	5.5-27	3-20	6-83	1	7	1-1



AMMON LAKIP

PK/P • 5-11 • 200 • *SR. • 2VL
JOHNS CREEK, GA.
CHATTAHOOCHEE HS

Served as a backup placekicker behind Chandler Catanzaro in 2012 and 2013 before becoming the starter in 2014 ... is 22-30 (73.3 percent) on field goals and 51-52 on extra points for 117 points in 20 games (13 starts) in his career.

2014: One of 20 semifinalists for the Lou Groza Award ... third-team All-ACC by College Sports Madness ... Honorable Mention All-ACC selection (media, coaches) ... was 21-28 (75.0 percent) on field goals and 43-44 on extra points for a team-high 106 points in 13 games (13 starts) ... had a streak of 13 made field goals in a row ... tied for first in school history in multiple field-goal games (8), tied for fifth in kick scoring, tied for seventh in field-goal attempts, eighth in field goals, tied for eighth in scoring, ninth in extra points and 10th in extra-point attempts ... tied for 13th in the nation in field goals per game (1.6) ... third in the ACC in field goals per game, fourth in kick-scoring points per game (8.2), fifth in points per game (8.2), sixth in extra-point percentage (97.7) and ninth in field-goal percentage (75.0) ... made all three extra-point attempts at No. 12 Georgia on Aug. 30; it was his first career start ... was 3-3 on field goals and scored a game-high 15 points against SC State on Sept. 6; named team special teams player-of-the-game ... was 2-2 on field goals and 6-6 on extra-point attempts for a game-tying-high 12 points against North Carolina on Sept. 27 ... was 3-3 on field goals and scored 11 points against Louisville on Oct. 11; named team co-special teams player-of-the-game ... was 3-3 on field goals and scored 10 points against Syracuse on Oct. 25; named ACC Specialist-of-the-Week; named team special teams player-of-the-game ... was 2-2 on field goals and scored 10 points at Wake Forest on Nov. 6 ... was 2-2 on field goals at No. 23 Georgia Tech on Nov. 15.

2013: Was 1-2 on field goals and 6-6 on extra points for nine points in five games ... had 11 kickoffs and two punts for a 42.0-yard average ... made his only extra-point attempt, had a 43-yard punt and had three kickoffs with one touchback against SC State on Sept. 7 ... made his only extra-point attempt, had a 41-yard punt and had three kickoffs against Wake Forest on Sept. 28 ... made his only extra-point attempt and had one kickoff at Syracuse on Oct. 5 ... made a 41-yard field goal and his two extra-point attempts at Virginia on Nov. 2 ... made his only extra-point attempt and had one kickoff against The Citadel on Nov. 23.

2012: Was 2-2 on extra points and had one kickoff in two games ... made his only extra-point attempt in the fourth quarter against Ball State on Sept. 8; it was

his first career game ... made his only extra-point attempt and had one kickoff at Wake Forest on Oct. 25.

2011: Redshirted.

Before Clemson: First visited Clemson as a soccer recruit in the spring of 2010 ... made 14-20 field goals as a senior at Chattahoochee High School ... averaged 40 yards per punt and 80 percent of his kickoffs went for touchbacks ... kicked a 50-yard field goal in the state championship game and also kicked a 51-yarder ... made a 27-yard field goal as time expired to give his team a victory in the semifinals ... No. 7 placekicker in the nation by Rivals.com ... No. 8 placekicker in the nation by Scout.com ... No. 12 placekicker in the nation by ESPN ... attended the same high school as former Tiger two-sport athlete Mark Buchholz, who set the school record for consecutive extra points (88) in 2007 and 2008; it is also the alma mater of former Clemson quarterback Charlie Whitehurst (2002-05) ... coached by Terry Crowder at Chattahoochee High ... recruited by Jeff Scott.

Personal: Majoring in sociology ... born July 23, 1993.

LAKIP 2013 GAME-BY-GAME STATS

Date	Opponent	FG-FGA	Distances	PAT	Points
8-31	Georgia		DNP		
9-7	SC State	0-0	-----	1-1	1
9-19	at NC State		DNP		
9-28	Wake Forest	0-0	-----	1-1	1
10-5	at Syracuse	0-0	-----	1-1	1
10-12	Boston College		DNP		
10-19	Florida State		DNP		
10-26	at Maryland		DNP		
11-2	at Virginia	1-2	31, 41	2-2	5
11-14	Georgia Tech		DNP		
11-23	The Citadel	0-0	-----	1-1	1
11-30	at South Carolina		DNP		
1-3	Ohio State		DNP		
Totals		1-2	-----	6-6	9

Note: Underlined distance indicates made field goal; had a 43-yard punt against SC State; had a 41-yard punt against Wake Forest.


LAKIP 2014 GAME-BY-GAME STATS

Date	Opponent	FG-FGA	Distances	PAT	Points
8-30	at Georgia	*0-1	34	3-3	3
9-6	SC State	*3-3	22, 38, 24	6-6	15
9-20	at Florida State	*1-3	23, 30, 40	1-1	4
9-27	North Carolina	*2-2	27, 45	6-6	12
10-4	NC State	*2-3	48, 31, 43	5-5	11
10-11	Louisville	*3-3	45, 40, 21	2-2	11
10-18	at Boston College	*1-1	23	2-2	5
10-25	Syracuse	*3-3	38, 18, 41	1-1	10
11-6	at Wake Forest	*2-2	28, 39	4-4	10
11-15	at Georgia Tech	*2-2	27, 32	0-0	6
11-22	Georgia State	*0-1	39	4-4	4
11-29	South Carolina	*0-1	47	5-5	5
12-29	Oklahoma	*2-3	34, 42, 49	4-5	10
Totals		21-28	-----	43-44	106

* - start; Note: Underlined distance indicates made field goal; had a 25-yard punt against Oklahoma.

LAKIP CAREER STATS

Year	G-S	11-29	30-39	40-49	50+	Total	HB	LG	PAT	Pts
2012	2-0	0-0	0-0	0-0	0-0	0-0	—	—	2-2	2
2013	5-0	0-0	0-1	1-1	0-0	1-2	0	41	6-6	9
2014	13-13	8-9	7-9	6-10	0-0	21-28	1	49	43-44	106
Totals	20-13	8-9	7-10	7-11	0-0	22-30	1	49	51-52	117



SHAQ LAWSON

DE • 6-3 • 275 • JR. • 2VL
CENTRAL, S.C.
DANIEL HS

Junior who has made an impact as a backup defensive end in 2013 and 2014 ... has 79 tackles, 21 tackles for loss, 7.5 sacks, 14 quarterback pressures, one pass breakup, one caused fumble and one blocked kick in 632 snaps over 26 games (one start) in his career ... first Clemson defender since Anthony Simmons (1995-96) with double figure tackles for loss as a freshman and sophomore ... member of the preseason watch list for the Bednarik Award ... listed as No. 10 defensive end in the nation by Lindy's.

2014: Had 44 tackles, 11 tackles for loss, 3.5 sacks, five quarterback pressures and one caused fumble in 295 snaps over 13 games (one start) ... had four tackles and two quarterback pressures in 33 snaps at



VETERAN BIOS

No. 12 Georgia on Aug. 30 ... had five tackles, two tackles for loss and one sack in 24 snaps against SC State on Sept. 6 ... had four tackles and one sack for a safety in 23 snaps against North Carolina on Sept. 27 ... had one tackle and two quarterback pressures in 22 snaps against NC State on Oct. 4 ... had two tackles in 21 snaps against Louisville on Oct. 11; it was his first career start ... had two tackles and one tackle for loss in 18 snaps at Boston College on Oct. 18 ... had four tackles in 16 snaps against Syracuse on Oct. 25 ... had six tackles, a game-high four tackles for loss and 1.5 sacks in 30 snaps at Wake Forest on Nov. 6; named team defensive player-of-the-game ... had four tackles and one tackle for loss in 25 snaps at No. 23 Georgia Tech on Nov. 15 ... had two tackles and one tackle for loss in 26 snaps against Georgia State on Nov. 22 ... had four tackles and one tackle for loss in 24 snaps against South Carolina on Nov. 29 ... had four tackles, a caused fumble and a blocked extra point in 19 snaps against No. 24 Oklahoma in the Russell Athletic Bowl on Dec. 29.

2013: Second-team freshman All-American by CollegeFootballNews.com and Phil Steele ... third-team freshman All-American by Athlon ... had 35 tackles, 10 tackles for loss, four sacks, nine quarterback pressures and one pass breakup in 337 snaps over 13 games ... his four sacks tied William Perry (1981) and Ricky Sapp (2006) for most by a Tiger first-year freshman ... had three tackles in 30 snaps against No. 5 Georgia on Aug. 31; it was his first career game ... had four tackles, two tackles for loss and two quarterback pressures in 29 snaps against SC State on Sept. 7 ... had four tackles, 2.5 tackles for loss and one sack in 22 snaps at NC State on Sept. 19 ... had two tackles for loss, one sack and two quarterback pressures in 35 snaps at Syracuse on Oct. 5 ... had three tackles in 23 snaps against Boston College on Oct. 12 ... had one tackle and two quarterback pressures in 22 snaps at Maryland on Oct. 26 ... had two tackles, 1.5 tackles for loss, a pass breakup and two quarterback pressures in 34 snaps at Virginia on Nov. 2 ... had two tackles and one sack in 26 snaps against Georgia Tech on Nov. 14 ... had five tackles in 32 snaps against The Citadel on Nov. 23 ... had three tackles in 19 snaps at No. 9 South Carolina on Nov. 30 ... had three tackles and one sack against No. 6 Ohio State in the Orange Bowl on Jan. 3 ... enrolled in January ... had two tackles in the Spring Game.

Before Clemson: Rated as the No. 1 prep school prospect in the nation and No. 1 prep school defensive end at Hargrave Military Academy by 247Sports.com ... No. 3 player in South Carolina by Rivals.com ... top-300 All-American by PrepStar ... had 99 tackles, 23 tackles for loss, nine sacks and five caused fumbles as a senior ... had 100 tackles, 23 tackles for loss, 13 sacks and two touchdowns as a junior ... played in the North/South All-Star game, where he was named defensive MVP ... defensive MVP in the Offense/Defense All-American Bowl ... coached by Randy Robinson at Daniel High School and Troy Davis at Hargrave Military Academy ... recruited by Dan Brooks and Chad Morris.

Personal: Majoring in parks, recreation & tourism management ... born June 17, 1994.

LAWSON 2013 GAME-BY-GAME STATS

Date	Opponent	Snaps	Hit	Ast	Tot	TFL	Sacks	QP
8-31	Georgia	30	0	3	3			
9-7	SC State	29	2	2	4	2-13		2
9-19	at NC State	22	3	1	4	2.5-10	1-2	
9-28	Wake Forest	21	1	1	2			
10-5	at Syracuse	35	2	0	2	2-2	1-1	2
10-12	Boston College	23	1	2	3			1
10-19	Florida State	26	1	0	1			
10-26	at Maryland	22	1	0	1			2
11-2	at Virginia	34	1	1	2	1.5-4		2
11-14	Georgia Tech	26	1	1	2	1-5	1-5	
11-23	The Citadel	32	2	3	5			
11-30	at South Carolina	19	1	2	3			
1-3	Ohio State	18	1	2	3	1-9	1-9	
Totals		337	17	18	35	10-43	4-17	9

LAWSON 2014 GAME-BY-GAME STATS

Date	Opponent	Snaps	Hit	Ast	Tot	TFL	Sacks	QP
8-30	at Georgia	33	2	2	4			2
9-6	SC State	24	4	1	5	2-10	1-8	
9-20	at Florida State	14	1	1	2			
9-27	North Carolina	23	1	3	4	1-12	1-12	
10-4	NC State	22	1	0	1			2
10-11	Louisville	*21	0	2	2			
10-18	at Boston College	18	2	0	2	1-1		
10-25	Syracuse	16	2	2	4			
11-6	at Wake Forest	30	5	1	6	4-20	1.5-11	
11-15	at Georgia Tech	25	3	1	4	1-3		
11-22	Georgia State	26	2	0	2	1-3		
11-29	South Carolina	24	4	0	4	1-1		1
12-29	Oklahoma	19	3	1	4			
Totals		295	30	14	44	11-50	3.5-31	5

* - start; Note: Scored two points on his sack against North Carolina; had a caused fumble and blocked extra point against Oklahoma.

LAWSON CAREER STATS

Year	G-S	Snaps	Hit	Ast	Tot	TFL	Sacks	Int	QP	PBU	CF-RF
2013	13-0	337	17	18	35	10-43	4-17	0-0	9	1	0-0
2014	13-1	295	30	14	44	11-50	3.5-31	0-0	5	0	1-0
Totals	26-1	632	47	32	79	21-93	7.5-48	0-0	14	1	1-0



JORDAN LEGGETT

TE • 6-5 • 250 • JR. • 2VL
NAVARRE, FLA.
NAVARRE HS

Junior who is one of the team's most athletic tight ends ... has 26 receptions for 337 yards and three touchdowns in 526 snaps over 21 games (eight starts) in his career ... member of 2015 John Mackey Award watch list.

2014: ACC Academic Honor Roll member ... had 14 receptions for 161 yards and one touchdown in 360 snaps over 11 games (seven starts) ... had two receptions for 25 yards against SC State on Sept. 6 ... had a five-yard receiving touchdown against North Carolina on Sept. 27 ... had a 21-yard reception against NC State on Oct. 4 ... had three receptions for 43 yards against Louisville on Oct. 11 ... had two receptions for 25 yards at Boston College on Oct. 18 ... had two receptions for 13 yards against South Carolina on Nov. 29 ... had a game-high seven receptions for a game-high 59 yards and a touchdown in the Spring Game.

2013: Had 12 receptions for 176 yards and two touchdowns in 166 snaps over 10 games (one start) ... had a six-yard reception against SC State on Sept. 7; it was his first career game ... had three receptions for 38 yards, including an 18-yard touchdown, against Wake Forest on Sept. 28 ... had a 10-yard reception and two kickoff returns for 12 yards against No. 5 Florida State on Oct. 19 ... had a five-yard receiving touchdown at Maryland on Oct. 26; it was his first career start ... had four receptions for 30 yards at Virginia on Nov. 2 ... had a 44-yard reception against The Citadel on Nov. 23 ... had a team-high 43-yard reception against No. 6 Ohio State in the Orange Bowl on Jan. 3 ... enrolled in January ... had seven receptions for 97 yards and a touchdown in the Spring Game; his 50-yard receiving touchdown gave his Orange team the lead for good.

Before Clemson: Rated as the No. 7 tight end in the nation and No. 76 player in Florida by ESPN ... No. 13 tight end in the nation and No. 83 player in Florida by Rivals.com ... PrepStar All-Southeast Region selection ... No. 18 tight end in the nation by MaxPreps ... had 45 receptions for 608 yards and three touchdowns as a junior ... coached by Jay Wallace at Navarre High School ... recruited by Chad Morris.

Personal: Majoring in parks, recreation & tourism management ... born Jan. 31, 1995.

LEGGETT 2013 GAME-BY-GAME STATS

Date	Opponent	Snaps	Rec	Yds	Avg	TD	LG
8-31	Georgia			DNP			
9-7	SC State	21	1	6	6.0	0	6
9-19	at NC State			DNP			
9-28	Wake Forest	24	3	38	12.7	1	18
10-5	at Syracuse	17	0	0	---	0	---
10-12	Boston College	1	0	0	---	0	---
10-19	Florida State	29	1	10	10.0	0	10
10-26	at Maryland	*30	1	5	5.0	1	5
11-2	at Virginia	30	4	30	7.5	0	14
11-14	Georgia Tech			DNP			
11-23	The Citadel	10	1	44	44.0	0	44
11-30	at South Carolina	0	0	0	---	0	---
1-3	Ohio State	4	1	43	43.0	0	43
Totals		166	12	176	14.7	2	44

* - start; Note: Had two kickoff returns for 12 yards against Florida State.

LEGGETT 2014 GAME-BY-GAME STATS

Date	Opponent	Snaps	Rec	Yds	Avg	TD	LG
8-30	at Georgia	*51	0	0	---	0	---
9-6	SC State	*34	2	25	12.5	0	17
9-20	at Florida State	*27	1	12	12.0	0	12
9-27	North Carolina	39	1	5	5.0	1	5
10-4	NC State	*29	1	21	21.0	0	21
10-11	Louisville	*47	3	43	14.3	0	20
10-18	at Boston College	24	2	25	12.5	0	21
10-25	Syracuse			DNP			
11-6	at Wake Forest	34	1	9	9.0	0	9
11-15	at Georgia Tech	19	1	8	8.0	0	8
11-22	Georgia State	*26	0	0	---	0	---
11-29	South Carolina	*30	2	13	6.5	0	7
12-29	Oklahoma			DNP			
Totals		360	14	161	11.5	1	21

* - start

LEGGETT CAREER STATS

Year	G-S	Snaps	Rec	Yds	Avg	TD	LG
2013	10-1	166	12	176	14.7	2	44
2014	11-7	360	14	161	11.5	1	21
Totals	21-8	526	26	337	13.0	3	44



ERIC MAC LAIN

OL • 6-4 • 305 • *GR. • 3VL
HOPE MILLS, N.C.
JACK BRITT HS

Began his career as a tight end, but has since moved to the offensive line and is slated to be a starter in 2015 ... has played on punt coverage teams ... has logged 423 snaps over 39 games in his career.

2014: ACC Academic Honor Roll member ... ACC Top Six recipient for community service ... played 245 snaps over 13 games (one start) ... played 18 snaps at No. 12 Georgia on Aug. 30 ... played 24 snaps against SC State on Sept. 6 ... played 26 snaps against North Carolina on Sept. 27 ... played 27 snaps against NC State on Oct. 4 ... played 35 snaps against Syracuse on Oct. 25; it was his first career start ... played 20 snaps at No. 23 Georgia Tech on Nov. 15 ... played 33 snaps against Georgia State on Nov. 22 ... had two knockdowns in 62 snaps against No. 24 Oklahoma in the Russell Athletic Bowl on Dec. 29.

2013: Had seven knockdowns in 140 snaps over 13 games ... played 35 snaps against SC State on Sept. 7 ... played 29 snaps against Wake Forest on Sept. 28 ... had two knockdowns in eight snaps at Syracuse on Oct. 5 ... had two knockdowns in 17 snaps against No. 5 Florida State on Oct. 19 ... had one knockdown in five snaps at Maryland on Oct. 26 ... had one knockdown in 27 snaps at Virginia on Nov. 2 ... played three snaps against Georgia Tech on Nov. 14 ... had one knockdown in 16 snaps against The Citadel on Nov. 23.

2012: Played 38 snaps at tight end and 10 snaps at offensive tackle over 13 games ... played one snap against No. 25 Auburn at Atlanta, Ga. on Sept. 1; it was his first career game ... played one snap at tight end in the third quarter, then had one knockdown in four snaps as an offensive tackle at Duke on Nov. 3 ... played six snaps at offensive tackle and two snaps at tight end against Maryland on Nov. 10.

2011: Redshirted.

Before Clemson: Rated as the No. 59 player in the nation and No. 6 tight end by Rivals.com ... played in the Shrine Bowl and the Offense-Defense All-American

VETERAN BIOS

Bowl ... one of the top-250 players in the nation and No. 9 tight end by Scout.com ... No. 6 tight end in the nation by SuperPrep ... had 26 receptions for 393 yards and six scores as a senior at Jack Britt High School ... had 42 catches for 575 yards and eight scores in his career ... a big reason his team rushed for 12,000 yards over the last three years ... had 93 solo tackles, eight sacks, four caused fumbles, four recovered fumbles and one interception in his career ... punted 70 times for a 45-yard average ... first-team all-conference for four years and first-team all-region as a junior and senior ... all-state by North Carolina Preps and a four-year all-conference selection ... three-year All-Cape Fear Valley Region member ... named a Badger Sports Preseason All-American ... helped his school to a 50-8 record as a four-year starter, the best four-year record in school history ... played on two conference, two Eastern Regional and two state runner-up teams ... sophomore All-American by MaxPreps.com ... most valuable wide receiver as a junior and team MVP as a senior ... four-year letterman on the basketball team ... played on two conference, two sectional and two Eastern Regional championship basketball teams ... outstanding student who is in the National Honor Society ... coached by Richard Bailey at Jack Britt High ... recruited by Dan Brooks.

Personal: His brother, Sean, is a walk-on wide receiver at Clemson ... graduated May 8, 2015 with a degree in health science ... born March 6, 1993.



COLLINS MAULDIN

DE • 6-1 • 230 • *GR. • SQ
ROCK HILL, S.C.
NORTHWESTERN HS

Original walk-on who has served as a reserve defensive end and tight end ... has one tackle in eight snaps over seven games on defense in his career ... three-time ACC Academic Honor Roll member.

2014: ACC Academic Honor Roll member ... played four snaps over three games ... played one snap against SC State on Sept. 6 ... played one snap against Georgia State on Nov. 22 ... played two snaps against No. 24 Oklahoma in the Russell Athletic Bowl on Dec. 29.

2013: ACC Academic Honor Roll member ... played one snap over two games ... played special teams against SC State on Sept. 7 ... played one snap against The Citadel on Nov. 23.

2012: ACC Academic Honor Roll member ... had one tackle in four snaps over four games ... had one tackle in three snaps against Ball State on Sept. 8; it was his first career game ... played one snap against Maryland on Nov. 10.

2011: Redshirted.

Before Clemson: Lettered at Northwestern High School.

Personal: Graduated May 8, 2015 with a degree in wildlife & fisheries biology ... born Dec. 17, 1992.

MAULDIN CAREER STATS

Year	G-S	Snaps	Hit	Ass	Tot	TFL	Sacks	Int	QB	PBU	CF-RE
2012	4-0	4	0	1	1	0-0	0-0	0-0	0	0	0-0
2014	3-0	4	0	0	0	0-0	0-0	0-0	0	0	0-0
Totals	7-0	8	0	1	1	0-0	0-0	0-0	0	0	0-0



JAY JAY McCULLOUGH

TE • 6-3 • 245 • *JR. • 2VL
FORT MILL, S.C.
NATION FORD HS

Junior who has served as a reserve tight end, but has also played at running back ... has 11 receptions for 113 yards and one touchdown along

with 43 yards on six carries in 307 snaps over 18 games (two starts) in his career.

2014: Had seven receptions for 96 yards and one touchdown in 242 snaps over nine games (two starts) ... had a two-yard reception at No. 12 Georgia on Aug. 30 ... had three receptions for 61 yards and a touchdown against SC State on Sept. 6 ... had a 10-yard reception at No. 1 Florida State on Sept. 20; it was his first career start ... had a 10-yard reception at Boston College on Oct. 18 ... had a 13-yard reception against Syracuse on Oct. 25.

2013: Had four receptions for 17 yards along with 43 yards on six carries in 65 snaps over nine games ... had three receptions for 15 yards against SC State on Sept. 7; it was his first career game ... had a two-yard reception at Virginia on Nov. 2 ... had 43 yards on six carries against The Citadel on Nov. 23 ... had three receptions for 20 yards in the Spring Game.

2012: Redshirted.

Before Clemson: Rated as the No. 45 athlete in the nation by ESPN ... top-20 player in South Carolina by ESPN and Rivals.com ... No. 59 athlete in the nation and No. 16 player in South Carolina by 247Sports.com ... No. 26 tight end in the nation by Scout.com ... played in the Shrine Bowl and the Offense-Defense All-American game ... had 37 receptions for 493 yards and five touchdowns along with 112 rushing yards as a senior ... coached by Michael Allen at Nation Ford High School ... recruited by Jeff Scott.

Personal: Majoring in communication studies ... born Jan. 18, 1994.

McCULLOUGH 2014 GAME-BY-GAME STATS

Date	Opponent	Snaps	Rec	Yds	Avg	TD	LG
8-30	at Georgia	9	1	2	2.0	0	2
9-6	SC State	30	3	61	20.3	1	34
9-20	at Florida State	*41	1	10	10.0	0	10
9-27	North Carolina	*40	0	0	---	0	---
10-4	NC State	30	0	0	---	0	---
10-11	Louisville	17	0	0	---	0	---
10-18	at Boston College	27	1	10	10.0	0	10
10-25	Syracuse	33	1	13	13.0	0	13
11-6	at Wake Forest	15	0	0	---	0	---
11-15	at Georgia Tech				DNP		
11-22	Georgia State				DNP		
11-29	South Carolina				DNP		
12-29	Oklahoma				DNP		
Totals		242	7	96	13.7	1	34

* - start

McCULLOUGH CAREER STATS

Year	G-S	Snaps	Rec	Yds	Avg	TD	LG
2013	9-0	65	4	17	4.3	0	6
2014	9-2	242	7	96	13.7	1	34
Totals	18-2	307	11	113	10.3	1	34



MAVERICK MORRIS

OG • 6-4 • 295 • *SO. • 1VL
BROXTON, GA.
COFFEE HS

Sophomore who has served as a backup offensive tackle.

2014: ACC Academic Honor Roll member ... had two knockdowns in 59 snaps over four games ... had two knockdowns in 28 snaps against SC State on Sept. 6 ... played seven snaps against NC State on Oct. 4 ... played 12 snaps against Georgia State on Nov. 22 ... played 12 snaps against No. 24 Oklahoma in the Russell Athletic Bowl on Dec. 29.

2013: Redshirted.

Before Clemson: PrepStar All-Southeast Region selection ... No. 67 offensive tackle in the nation by ESPN ... two-year starter and graded 84 percent in his career ... selected to play in the GACA North-South All-Star game ... three-time letterman in wrestling and a member of the track & field team ... coached by Buddy Nobles at Coffee High School; Nobles' son, Kasey, played at Clemson (2008-10); Nobles also coached C.J. Spiller in high school ... recruited by Danny Pearman.

Personal: Majoring in parks, recreation & tourism management ... born June 24, 1995.



RYAN NORTON

C • 6-3 • 285 • *GR. • 3VL
SIMPSONVILLE, S.C.
MAULDIN HS

Was the starting center in 2013 and 2014 ... has seen significant action at both center and offensive guard ... has 49 knockdowns in 1,855 snaps over 38 games (24 starts) in his career ... Rimington Trophy Watch List member in the preseason.

2014: ACC Academic Honor Roll member ... had 12 knockdowns in 737 snaps over 13 games (11 starts) ... had one knockdown in 53 snaps at No. 12 Georgia on Aug. 30 ... had two knockdowns in 38 snaps against SC State on Sept. 6 ... had one knockdown in 64 snaps at No. 1 Florida State on Sept. 20 ... had a team-high three knockdowns in 40 snaps against North Carolina on Sept. 27 ... played 63 snaps against NC State on Oct. 4 ... played all 73 snaps against Louisville on Oct. 11 ... had one knockdown in playing all 81 snaps at Boston College on Oct. 18 ... played 69 snaps against Syracuse on Oct. 25 ... played 66 snaps at Wake Forest on Nov. 6 ... played all 54 snaps at No. 23 Georgia Tech on Nov. 15 ... had one knockdown in 46 snaps against Georgia State on Nov. 22 ... had two knockdowns in 58 snaps against South Carolina on Nov. 29; named team co-offensive player-of-the-game ... had one knockdown in 32 snaps against No. 24 Oklahoma in the Russell Athletic Bowl on Dec. 29.

2013: ACC Academic Honor Roll member ... had 28 knockdowns in 841 snaps over 13 games (13 starts) ... had a team-high two knockdowns in 78 snaps against No. 5 Georgia on Aug. 31; it was his first career start; named ACC Co-Offensive Lineman-of-the-Week ... had three knockdowns in 32 snaps against SC State on Sept. 7 ... had two knockdowns in playing all 82 snaps at NC State on Sept. 19 ... had two knockdowns in 47 snaps against Wake Forest on Sept. 28 ... had three knockdowns in 67 snaps at Syracuse on Oct. 5 ... had two knockdowns in playing all 82 snaps against Boston College on Oct. 12 ... had two knockdowns in 72 snaps against No. 5 Florida State on Oct. 19 ... had one knockdown in 93 snaps at Maryland on Oct. 26 ... had one knockdown in 33 snaps at Virginia on Nov. 2 ... had a team-high three knockdowns in 59 snaps against Georgia Tech on Nov. 14 ... had three knockdowns in 59 snaps against The Citadel on Nov. 23 ... had two knockdowns in playing all 60 snaps at No. 9 South Carolina on Nov. 30 ... had two knockdowns in playing all 77 snaps against No. 6 Ohio State in the Orange Bowl on Jan. 3.

2012: Had nine knockdowns in 277 snaps over 12 games ... had two knockdowns in 49 snaps against Ball State on Sept. 8; it was his first career game ... had two knockdowns in 55 snaps against Furman on Sept. 15 ... had one knockdown in 15 snaps at Boston College on Sept. 29 ... had one knockdown in 21 snaps against Georgia Tech on Oct. 6 ... had two knockdowns in 29 snaps at Wake Forest on Oct. 25 ... played 46 snaps at Duke on Nov. 3 ... had one knockdown in 33 snaps against Maryland on Nov. 10.

2011: Redshirted.

Before Clemson: Rated as the No. 11 center in the nation by ESPN and Rivals.com ... No. 18 center in the nation by Scout.com ... No. 21 overall player in South Carolina by SuperPrep ... played as an offensive guard in the Shrine Bowl ... all-state, all-region and all-county as a senior ... Big 16 Upperstate Lineman-of-the-Year as a senior ... had an average grade in the 90s during his senior season at Mauldin High School ... all-state, all-region and all-county selection in the discus ... all-region and all-county pick in the shotput ... coached by Doug Shaw at Mauldin High ... recruited by Danny Pearman.

Personal: Graduated May 8, 2015 with a degree in history ... born Nov. 30, 1992.



VETERAN BIOS



DORIAN O'DANIEL

LB • 6-2 • 215 • *SO. • 1VL
OLNEY, MD.
OUR LADY OF GOOD COUNSEL HS

Sophomore who was one of Clemson's best special teams players in 2014.

2014: Had 31 tackles, one tackle for loss, one sack and one caused fumble in 87 snaps over 12 games (one start) ... had a team-high 13 special teams tackles ... played one snap on defense and had a team-high four special teams tackles against SC State on Sept. 6 ... had three tackles in 17 snaps against NC State on Oct. 4 ... had three tackles, including two special teams tackles, in two snaps against Louisville on Oct. 11 ... had a team-high 10 tackles, one sack and a caused fumble in 41 snaps at No. 23 Georgia Tech on Nov. 15; named team co-defensive player-of-the-game ... had five tackles in 21 snaps against Georgia State on Nov. 22; it was his first career start ... had two tackles in five snaps against No. 24 Oklahoma in the Russell Athletic Bowl on Dec. 29; named team special teams player-of-the-game.

2013: Redshirted ... No. 15 signee in the ACC in the preseason by Lindy's ... No. 18 signee in the ACC in the preseason by Athlon.

Before Clemson: Rated as the No. 40 player in the nation by Rivals.com ... No. 102 player in the nation by 247Sports.com, No. 46 by PrepStar and No. 112 by ESPN ... played in the U.S. Army All-American game ... No. 6 outside linebacker in the nation by Rivals.com, No. 8 by ESPN, No. 11 by Scout.com and No. 13 by 247Sports.com ... No. 16 outside linebacker in the nation by MaxPreps ... No. 3 player in Maryland by 247Sports.com and ESPN ... member of the top-150 Dream Team by PrepStar ... played running back and linebacker ... helped Our Lady of Good Counsel High School to an 11-1 record as a senior and a No. 1 ranking in the Washington, D.C. area ... first-team all-state and all-conference as a running back ... named Montgomery Sentinel Offensive Player-of-the-Year and Gazette Montgomery County Player-of-the-Year as a senior ... named to the 75th Pigskin Club of Washington All-Metropolitan first team and Washington Post All-Met first team ... contributed to four straight conference championships ... had 1,307 yards on 190 carries and 18 touchdowns in 10 games as a senior ... had a season-high 325 yards on 24 carries in a Sept. win ... had 33 tackles and two sacks on defense as a senior ... had 897 yards on 127 carries and five touchdowns as a junior ... had 38.5 tackles, 16.5 tackles for loss and five sacks as a junior ... had 560 rushing yards and eight touchdowns as a sophomore ... first Tiger signee from the state of Maryland since 1991 (Jeff Fortner) ... coached by Kevin McFadden at Our Lady of Good Counsel High School ... recruited by Jeff Scott and Brent Venables.

Personal: Majoring in parks, recreation & tourism management ... born Sept. 4, 1994.

O'DANIEL CAREER STATS

Year	G-S	Snaps	Hit	Ass	Tot	TFL	Sacks	Int	QB	PBU	CF	RF
2014	12-1	87	26	5	31	1-10	1-10	0-0	0	0	0	1-0



SCOTT PAGANO

DT • 6-3 • 295 • *SO. • 1VL
HONOLULU, HAWAII
MOANALUA HS

Sophomore who was a reserve defensive tackle in 2014 ... will compete for a starting spot in future seasons.

2014: Had 10 tackles and one quarterback pressure in 54 snaps over four games ... had four tackles in 19

snaps against SC State on Sept. 6; it was his first career game ... had four tackles in 14 snaps against NC State on Oct. 4 ... had one tackle in 11 snaps against Georgia State on Nov. 22 ... had one tackle in 10 snaps against No. 24 Oklahoma in the Russell Athletic Bowl on Dec. 29.

2013: Redshirted.

Before Clemson: Rated as the No. 104 player in the nation by Rivals.com ... Lombardi Award winner from Rivals.com as the top defensive lineman in the Western region of the United States ... No. 6 defensive tackle in the nation by Rivals.com ... played in U.S. Army All-American game ... No. 1 player in Hawaii by Rivals.com ... No. 2 player in Hawaii by ESPN ... No. 28 defensive tackle in the nation and No. 3 player in Hawaii by 247Sports.com ... No. 23 defensive tackle in the nation by ESPN ... top-300 player in the nation by ESPN ... No. 145 player in the nation by PrepStar ... member of the top-150 Dream Team by PrepStar ... had 56 tackles, a school-record 32 tackles for loss and 18.5 sacks, six blocked kicks, six caused fumbles and three recovered fumbles as a senior ... had 72 tackles, 30 tackles for loss and five sacks, three caused fumbles and four recovered fumbles as a junior ... two-time team captain ... named "Hardest Working Player" on the team as a junior and senior ... first-team all-state and all-conference as a junior and senior ... chosen for the Hawaii State Senior Bowl ... first Tiger signee from the state of Hawaii since 1986 (Allen Smith) ... coached by Arnold Martinez at Moanalua High School ... recruited by Dan Brooks and Brent Venables.

Personal: Has many relatives who live in Easley, S.C. ... majoring in sociology ... born Feb. 4, 1995.

PAGANO CAREER STATS

Year	G-S	Snaps	Hit	Ass	Tot	TFL	Sacks	Int	QB	PBU	CF	RF
2014	4-0	54	3	7	10	0-0	0-0	0-0	1	0	0-0	



CHARONE PEAKE

WR • 6-2 • 205 • *GR. • 3VL
MOORE, S.C.
DORMAN HS

Talented and fast wide receiver whose opportunities were limited from 2011-13 due to All-Americans DeAndre Hopkins and Sammy Watkins ... was set for a breakup junior season in 2013, but it was cut short after just two games due to injury ... was injured in 2014, which set him back again ... has 49 receptions for 456 yards and five touchdowns along with two kickoff returns for 22 yards in 972 snaps over 36 games (eight starts) in his career.

2014: Had 12 receptions for 129 yards and two touchdowns in 221 snaps over seven games (four starts) ... had a 30-yard receiving touchdown from DeShaun Watson at No. 12 Georgia on Aug. 30, Watson's first touchdown pass as a Tiger ... had four receptions for 22 yards and a touchdown against SC State on Sept. 6 ... had three receptions for 28 yards at No. 1 Florida State on Sept. 20 ... had an 11-yard reception at No. 23 Georgia Tech on Nov. 15 ... had two receptions for 40 yards against No. 24 Oklahoma in the Russell Athletic Bowl on Dec. 29.

2013: Received a medical redshirt ... ACC Academic Honor Roll member ... had eight receptions for 84 yards and one touchdown in 89 snaps over two games (two starts) ... had five receptions for 58 yards against No. 5 Georgia on Aug. 31 ... had three receptions for 26 yards and a touchdown against SC State on Sept. 7 ... suffered a torn ACL in practice on Sept. 10 and was lost for the season ... Biletnikoff Award Watch List member in the preseason.

2012: Had 25 receptions for 172 yards and two touchdowns along with a four-yard carry in 417 snaps over 13 games (two starts) ... had four receptions for 21

yards against No. 25 Auburn at Atlanta, Ga. on Sept. 1; it was his first career start ... had a game-high seven receptions for 44 yards against Ball State on Sept. 8 ... had three receptions for 12 yards at Boston College on Sept. 29 ... had two receptions for 43 yards against Georgia Tech on Oct. 6 ... had a two-yard receiving touchdown and a four-yard carry at Wake Forest on Oct. 25; it was his first career touchdown ... had two receptions for 23 yards and a touchdown at Duke on Nov. 3 ... had three receptions for 24 yards against Maryland on Nov. 10.

2011: Had four receptions for 71 yards and two kickoff returns for 22 yards in 245 snaps over 14 games ... played 13 snaps against Troy on Sept. 3; it was his first career game ... had two receptions for 41 yards against No. 19 Auburn on Sept. 17; his first career reception (for 17 yards) came on a pivotal third-down play with Clemson trailing 21-7 in the second quarter ... had a 13-yard reception at Maryland on Oct. 15 ... had a 13-yard kickoff return against North Carolina on Oct. 22 ... had a nine-yard kickoff return at NC State on Nov. 19 ... had a 17-yard reception against No. 3 Virginia Tech in the ACC Championship game on Dec. 3.

Before Clemson: Rated among the top-100 players in the nation by every service ... played in the U.S. Army All-American game and Shrine Bowl ... USA Today Second-Team All-American ... No. 14 player in the nation by ESPN ... No. 50 player in the nation by 247Sports.com ... No. 63 player in the nation by MaxPreps.com ... No. 66 player in the nation by Sporting News ... No. 73 player in the nation by Scout.com ... No. 83 player in the nation by Rivals.com ... No. 2 wide receiver in the nation by ESPN ... No. 4 wide receiver in the nation by Scout.com ... No. 9 wide receiver in the nation by 247Sports.com ... No. 11 wide receiver in the nation by Rivals.com ... No. 3 player in South Carolina by Rivals.com ... No. 8 wide receiver in the nation and No. 4 player in South Carolina by SuperPrep ... finalist for Mr. Football in South Carolina ... helped Dorman High School to the state championship game ... had 65 receptions for 1,053 yards and nine touchdowns as a senior ... had 18 carries for 120 yards as a senior ... region Male Student-Athlete-of-the-Year as a senior ... had 52 catches for 881 yards and nine scores as a junior ... had 41 carries for 319 yards and three scores as a junior ... had 19 catches for 300 yards as a sophomore, but was used extensively as a running back that season and had 582 yards on 36 carries with five touchdowns ... had 24 catches for 530 yards and seven touchdowns as a freshman ... had 160 catches for 2,764 yards and 28 receiving touchdowns in his career ... had 95 carries for 1,021 yards and eight rushing touchdowns in his career ... helped his team to a 41-3 record over his last three years (13-1 as a sophomore, 14-1 as a junior, 14-1 as a senior) ... won two prestigious summer camp awards; was the MVP of the 2009 Nashville 7-on-7 competition and MVP of the 2010 Hoover Select 7-on-7 camp ... starter on the Dorman High basketball team ... teammate of Adam Humphries at Dorman High School ... coached by David Gutshall at Dorman High ... recruited by Jeff Scott.

Personal: Graduated Dec. 18, 2014 with a degree in parks, recreation & tourism management ... born Oct. 16, 1992.

PEAKE 2011 GAME-BY-GAME STATS

Date	Opponent	Snaps	Rec	Yds	Avg	TD	LG	Rush	KOR
9-3	Troy	13	0	0	—	0	—	0-0	
9-10	Wofford	18	0	0	—	0	—	0-0	
9-17	Auburn	29	2	41	20.5	0	24	0-0	
9-24	Florida State	16	0	0	—	0	—	0-0	
10-1	at Virginia Tech	12	0	0	—	0	—	0-0	
10-8	Boston College	27	0	0	—	0	—	1-13	
10-15	at Maryland	14	1	13	13.0	0	13	0-0	
10-22	North Carolina	26	0	0	—	0	—	0-0	1-13
10-29	at Georgia Tech	6	0	0	—	0	—	0-0	
11-12	Wake Forest	13	0	0	—	0	—	0-0	
11-19	at NC State	20	0	0	—	0	—	0-0	1-9
11-26	at South Carolina	6	0	0	—	0	—	0-0	
12-3	Virginia Tech	13	1	17	17.0	0	17	0-0	
1-4	West Virginia	32	0	0	—	0	—	0-0	
Totals		245	4	71	17.8	0	24	1-13	2-22

VETERAN BIOS

PEAKE 2012 GAME-BY-GAME STATS

Date	Opponent	Snaps	Rec	Yds	Avg	TD	LG	Rush
9-1	Auburn	*61	4	21	5.3	0	9	0-0
9-8	Ball State	*48	7	44	6.3	0	12	0-0
9-15	Furman	24	1	-1	-1.0	0	-1	0-0
9-22	at Florida State	12	0	0	---	0	---	0-0
9-29	at Boston College	48	3	12	4.0	0	5	0-0
10-6	Georgia Tech	34	2	43	21.5	0	27	0-0
10-20	Virginia Tech	20	0	0	---	0	---	0-0
10-25	at Wake Forest	29	1	2	2.0	1	2	1-4
11-3	at Duke	31	2	23	11.5	1	12	0-0
11-10	Maryland	37	3	24	8.0	0	12	0-0
11-17	NC State	37	1	3	3.0	0	3	0-0
11-24	South Carolina	12	0	0	---	0	---	0-0
12-31	Louisiana State	24	1	1	1.0	0	1	0-0
Totals		417	25	172	6.9	2	27	1-4

* - start

PEAKE 2013 GAME-BY-GAME STATS

Date	Opponent	Snaps	Rec	Yds	Avg	TD	LG
8-31	Georgia	*58	5	58	11.6	0	25
9-7	SC State	*31	3	26	8.7	1	18
9-19	at NC State			DNP			
9-28	Wake Forest			DNP			
10-5	at Syracuse			DNP			
10-12	Boston College			DNP			
10-19	Florida State			DNP			
10-26	at Maryland			DNP			
11-2	at Virginia			DNP			
11-14	Georgia Tech			DNP			
11-23	The Citadel			DNP			
11-30	at South Carolina			DNP			
1-3	Ohio State			DNP			
Totals		89	8	84	10.5	1	25

* - start

PEAKE 2014 GAME-BY-GAME STATS

Date	Opponent	Snaps	Rec	Yds	Avg	TD	LG
8-30	at Georgia	*42	1	30	30.0	1	30
9-6	SC State	*33	4	22	5.5	1	8
9-20	at Florida State	*50	3	28	9.3	0	17
9-27	North Carolina			DNP			
10-4	NC State			DNP			
10-11	Louisville			DNP			
10-18	at Boston College			DNP			
10-25	Syracuse			DNP			
11-6	at Wake Forest			DNP			
11-15	at Georgia Tech	15	1	11	11.0	0	11
11-22	Georgia State	29	1	-2	-2.0	0	-2
11-29	South Carolina	14	0	0	---	0	---
12-29	Oklahoma	*38	2	40	20.0	0	22
Totals		221	12	129	10.8	2	30

* - start

PEAKE CAREER STATS

Year	G-S	Snaps	Rec	Yds	Avg	TD	LG	Car	Yds	TD	KOR
2011	14-0	245	4	71	17.8	0	24	1	-13	0	2-22
2012	13-2	417	25	172	6.9	2	27	1	4	0	0-0
2013	2-2	89	8	84	10.5	1	25	0	0	0	0-0
2014	7-4	221	12	129	10.8	2	30	0	0	0	0-0
Totals	36-8	972	49	456	9.3	5	30	2	-9	0	2-22



D.J. READER

DT • 6-2 • 325 • SR. • 3VL
GREENSBORO, N.C.
GRIMSLEY HS

48

Has been a primary backup at defensive tackle and has also seen action as a fullback ... has the size and mobility to make a difference, and should be in the mix to start as a senior after the departure of graduates Grady Jarrett, Josh Watson and DeShawn Williams ... has 110 tackles, 7.5 tackles for loss, 4.5 sacks, 21 quarterback pressures and one pass breakup in 828 snaps over 38 games (four starts) in his career ... became the second Tiger to letter on top-25 football and baseball teams in one academic year (2012-13) since 1994-95 (Kyle Parker (2009-10) is the other).

2014: Had 27 tackles, 2.5 tackles for loss, 1.5 sacks and 10 quarterback pressures in 250 snaps over 12 games (one start) ... had five tackles and 0.5 tackles for loss in 23 snaps at No. 12 Georgia on Aug. 30 ... had five tackles in 22 snaps at No. 1 Florida State on Sept. 20 ... had three tackles and two quarterback pressures in 23 snaps against Syracuse on Oct. 25; also played one snap on offense ... had three tackles, 0.5 sacks and a team-tying-high three quarterback pressures in 25 snaps at Wake Forest on Nov. 6; also played one snap on offense ... had three tackles, 1.5 tackles for loss and one sack in 22 snaps against South Carolina on Nov. 29 ... had two quarterback pressures in 21

snaps against No. 24 Oklahoma in the Russell Athletic Bowl on Dec. 29.

2013: Had 43 tackles, five tackles for loss, three sacks and eight quarterback pressures in 342 snaps over 13 games (three starts) ... played four snaps on offense ... had five tackles and 0.5 tackles for loss in 33 snaps against SC State on Sept. 7 ... had five tackles and 0.5 tackles for loss in 26 snaps against Wake Forest on Sept. 28; also played one snap on offense ... had four tackles and his first career sack in 29 snaps at Syracuse on Oct. 5; also played one snap on offense ... had one tackle and two quarterback pressures in 28 snaps against Boston College on Oct. 12; also played one snap on offense ... had two tackles and one sack in 37 snaps against No. 5 Florida State on Oct. 19 ... had five tackles in 32 snaps at Maryland on Oct. 26; it was his first career start ... had four tackles, a team-high two tackles for loss and one sack in 24 snaps at Virginia on Nov. 2; also played one snap on offense ... had two tackles and a team-high three quarterback pressures in 33 snaps against Georgia Tech on Nov. 14 ... had five tackles in 21 snaps against The Citadel on Nov. 23 ... had six tackles in 41 snaps at No. 9 South Carolina on Nov. 30.

2012: Had 40 tackles, three quarterback pressures and one pass breakup in 236 snaps over 13 games ... averaged one tackle every 5.9 snaps, one of the best figures on the team ... had two tackles in six snaps against No. 25 Auburn at Atlanta, Ga. on Sept. 1; it was his first career game ... had five tackles in 25 snaps against Ball State on Sept. 8 ... had five tackles in 13 snaps at Boston College on Sept. 29 ... had three tackles in 19 snaps against Georgia Tech on Oct. 6 ... had seven tackles in 27 snaps against Virginia Tech on Oct. 20 ... had three tackles in 21 snaps at Wake Forest on Oct. 25 ... had three tackles and a pass breakup in 20 snaps at Duke on Nov. 3 ... had two tackles in 20 snaps against NC State on Nov. 17 ... had three tackles in seven snaps against No. 7 Louisiana State in the Chick-fil-A Bowl on Dec. 31.

Baseball (2013): First-baseman who was 0-for-3 with one run, two walks, one hit-by-pitch, a .500 on-base percentage, three putouts and one assist with no errors in seven games off the bench.

Before Clemson: Rated as the No. 19 offensive guard in the nation and No. 20 player in North Carolina by Rivals.com ... No. 20 offensive guard in the nation by Scout.com ... No. 58 offensive guard in the nation and No. 27 player in North Carolina by ESPN ... No. 41 defensive lineman in the nation and No. 8 player in North Carolina by SuperPrep ... SuperPrep All-American ... had 50 tackles, seven tackles for loss and five sacks as a senior ... starting center on the basketball squad ... standout baseball player (righthander and DH) who has been clocked in the 90s ... all-conference in baseball as a sophomore, junior and senior ... all-region in baseball as a junior and senior ... team MVP in baseball as a junior and senior ... batted .529 as junior ... lettered four times in football, four times in baseball and four times in basketball ... coached by Damon Coiro at Grimsley High School ... recruited by Robbie Caldwell.

Personal: His mother, Felicia, played softball at North Carolina A&T from 1985-88 ... his uncle, Glenn Ford, played football at Tennessee from 1978-80 ... majoring in communication studies ... born July 1, 1994.

READER 2012 GAME-BY-GAME STATS

Date	Opponent	Snaps	Hit	Ast	Tot	TFL	Sacks	QP
9-1	Auburn	6	1	1	2			
9-8	Ball State	25	3	2	5			
9-15	Furman	28	0	2	2			
9-22	at Florida State	14	1	1	2			
9-29	at Boston College	13	1	4	5			
10-6	Georgia Tech	19	1	2	3			
10-20	Virginia Tech	27	4	3	7			1
10-25	at Wake Forest	21	0	3	3			
11-3	at Duke	20	0	3	3			
11-10	Maryland	14	0	2	2			1
11-17	NC State	20	2	0	2			1
11-24	South Carolina	22	1	0	1			
12-31	Louisiana State	7	1	2	3			
Totals		236	15	25	40	0-0	0-0	3

READER 2013 GAME-BY-GAME STATS

Date	Opponent	Snaps	Hit	Ast	Tot	TFL	Sacks	QP
8-31	Georgia	8	1	0	1			
9-7	SC State	33	4	1	5	0.5-1		1
9-19	at NC State	11	0	2	2			
9-28	Wake Forest	26	2	3	5	0.5-1		1
10-5	at Syracuse	29	2	2	4	1-2	1-2	1
10-12	Boston College	28	1	0	1			2
10-19	Florida State	37	1	1	2	1-8	1-8	
10-26	at Maryland	*32	0	5	5			
11-2	at Virginia	*24	2	2	4	2-4	1-3	
11-14	Georgia Tech	33	1	1	2			3
11-23	The Citadel	21	2	3	5			
11-30	at South Carolina	*41	2	4	6			
1-3	Ohio State	19	1	0	1			
Totals		342	19	24	43	5-16	3-13	8

* - start; Note: Played one snap on offense against Wake Forest; played one snap on offense at Syracuse; played one snap on offense against Boston College; played one snap on offense at Virginia.

READER 2014 GAME-BY-GAME STATS

Date	Opponent	Snaps	Hit	Ast	Tot	TFL	Sacks	QP
8-30	at Georgia	23	4	1	5	0.5-2		
9-6	SC State	15	1	0	1			
9-20	at Florida State	22	3	2	5			
9-27	North Carolina	*27	0	2	2			
10-4	NC State				DNP			
10-11	Louisville	20	0	2	2			1
10-18	at Boston College	9	0	1	1			1
10-25	Syracuse	23	2	1	3			2
11-6	at Wake Forest	25	1	2	3	0.5-1	0.5-1	3
11-15	at Georgia Tech	21	2	0	2			
11-22	Georgia State	22	0	0	0			1
11-29	South Carolina	22	1	2	3	1.5-7	1-6	
12-29	Oklahoma	21	0	0	0			2
Totals		250	14	13	27	2.5-10	1.5-7	10

* - start; Note: Played one snap on offense against Syracuse; played one snap on offense at Wake Forest.

READER CAREER STATS

Year	G-S	Snaps	Hit	Ast	Tot	TFL	Sacks	Int	QP	PBU	CF-RF
2012	13-0	236	15	25	40	0-0	0-0	0-0	3	1	0-0
2013	13-3	342	19	24	43	5-16	3-13	0-0	8	0	0-0
2014	12-1	250	14	13	27	2.5-10	1.5-7	0-0	10	0	0-0
Totals	38-4	828	48	62	110	7.5-26	4.5-20	0-0	21	1	0-0




CHRIS REGISTER

DE • 6-2 • 245 • *FR. • RS
BROWNS SUMMIT, N.C.
DUDLEY HS

2014: Redshirted ... enrolled in January.

Before Clemson: Among the top-300 players in the nation by 247Sports.com and Scout.com ... No. 11 outside linebacker in the nation and No. 13 player in North Carolina by 247Sports.com ... No. 24 outside linebacker in the nation and No. 15 player in North Carolina by Rivals.com ... No. 28 outside linebacker in the nation by ESPN ... Offense-Defense All-American Bowl selection ... Shrine Bowl selection ... all-state by USA Today ... led Dudley High School to the state title and a 15-0 record as a senior ... had 111 tackles, seven sacks and five caused fumbles as a junior ... had 89 tackles and 8.5 sacks as a sophomore ... attended the same high school as former Tiger Jeff Davis ... coached by Steven Davis at Dudley High School ... recruited by Robbie Caldwell.

Personal: Majoring in general engineering ... born Nov. 6, 1995.



MILAN RICHARD

TE • 6-2 • 245 • *FR. • RS
SAVANNAH, GA.
CALVARY DAY SCHOOL

2014: Redshirted.

Before Clemson: Rated as the No. 191 player and No. 6 tight end in the nation and No. 16 player in Georgia by Rivals.com ... No. 195 player and No. 2 tight end in the nation by ESPN ... had 78 receptions for 1,243 yards and 12 touchdowns in his career at Calvary Day School ... first-team all-state as a junior and senior ... had 29 receptions for 502 yards and five touchdowns as a senior ... led his team to the



VETERAN BIOS

state title game as a senior ... had 22 receptions for 341 yards and three touchdowns as a junior ... had 27 receptions for 400 yards and five touchdowns as a sophomore ... three-year basketball letterman ... coached by Mark Stroud at Calvary Day School ... recruited by Jeff Scott.

Personal: His father, Bill (hurdles), and mother, Veronica (sprints), were both All-Americans in track at Georgia ... his uncle, Herschel Walker, won the 1982 Heisman Trophy with Georgia ... majoring in communication studies ... born Jan. 23, 1996.



JABRIL ROBINSON

DT • 6-3 • 275 • *FR. • RS
LELAND, N.C.
NORTH BRUNSWICK HS

2014: Redshirted.

Before Clemson: Shrine Bowl selection ... Offense-Defense

All-American Bowl selection ... all-conference, all-county and all-area as a senior ... had a team-high 110 tackles, a team-high 27 tackles for loss and five sacks as a senior ... had 72 tackles, 20 tackles for loss, 12 sacks and two caused fumbles as a junior ... played basketball and ran track ... coached by Garry Bishop at North Brunswick High School ... recruited by Dan Brooks.

Personal: Majoring in parks, recreation & tourism management ... born Dec. 12, 1995.



DANE ROGERS

DE • 6-3 • 275 • *SO. • SQ
SHELBY, N.C.
CREST HS

Sophomore who was a reserve defensive end in 2014.

2014: Had two tackles in 13 snaps over four games ... played three snaps against SC State on Sept. 6; it was his first career game ... played three snaps against NC State on Oct. 4 ... had one tackle in three snaps against Georgia State on Nov. 22 ... had one tackle in four snaps against No. 24 Oklahoma in the Russell Athletic Bowl on Dec. 29.

2013: Redshirted.

Before Clemson: Had 282 tackles, 38 tackles for loss and 21 sacks and as a four-year starter at Crest High School ... helped his team to consecutive AAA state championship games; the team had a 10-3 record as a senior ... had 70 tackles, eight tackles for loss, three sacks, two recovered fumbles and one caused fumble as a senior ... had 86 tackles, 15 tackles for loss, 12 sacks and three recovered fumbles as a junior ... had 76 tackles, 11 tackles for loss and five sacks as a sophomore ... had 50 tackles, four tackles for loss and one sack as a freshman ... earned all-state and all-area honors as a senior along with all-conference honors as a junior and senior ... played in the Shrine Bowl of the Carolinas ... won the Spark Award for his Shrine Bowl team ... PrepStar All-Southeast Region selection ... coached by Mark Barnes at Crest High School ... recruited by Dan Brooks.

Personal: Cousin of current Clemson defensive tackle Carlos Watkins ... majoring in parks, recreation & tourism management ... born April 26, 1995.

D. ROGERS CAREER STATS

Year	G-S	Snaps	Hit	Ass	Tot	TFL	Sacks	Int	QB	PBU	CF-RF
2014	4-0	13	0	2	2	0-0	0-0	0-0	0	0	0-0



KORIE ROGERS

LB • 6-2 • 240 • *FR. • RS
FLOWERY BRANCH, GA.
BUFORD HS

2014: Redshirted.

Before Clemson: Rated as the No. 67 player and No. 4 linebacker

in the nation and No. 5 player in Georgia by Rivals.com ... No. 84 player in the nation by Tom Lemming ... No. 145 player and No. 9 linebacker in the nation and No. 10 player in Georgia by 247Sports.com ... No. 193 player and No. 14 outside linebacker in the nation and No. 15 player in Georgia by ESPN ... No. 218 player and No. 10 middle linebacker in the nation by Scout.com ... All-American by MaxPreps.com ... played in the U.S. Army All-American Game ... first-team all-state and defensive player-of-the-Year as a junior and senior ... starter on back-to-back state championship teams; his team had a 15-0 record as a senior and a 14-1 record as a junior ... had 91 tackles, 16.5 tackles for loss, 6.5 sacks and four interceptions as a junior ... member of the school chorus and helped produce the school's newscast ... coached by Jess Simpson at Buford High School ... recruited by Tony Elliott.

Personal: Majoring in pre-business ... born July 2, 1996.



NICK SCHUESSLER

QB • 6-3 • 195 • *JR. • 1VL
GRAYSON, GA.
GRAYSON HS

Original walk-on who has been a reserve quarterback ... is 8-10 passing for 53 yards in 47 snaps over eight games in his career ... has completed 80.0 percent of his passes and has a 124.5 pass efficiency rating ... named backup quarterback following the conclusion of spring practice ... completed 11-17 for 201 yards and two touchdowns in the 2015 Spring Game.

2014: ACC Academic Honor Roll member ... was 7-8 for 47 yards in 38 snaps over five games ... completed 87.5 percent of his passes with a 136.9 pass efficiency rating ... was 2-2 for 11 yards and had a 12-yard carry against SC State on Sept. 6 ... was 4-4 for 19 yards at No. 23 Georgia Tech on Nov. 15 ... was 1-2 for 17 yards against Georgia State on Nov. 22.

2013: Was 1-2 passing for six yards and had a five-yard carry in nine snaps over three games ... was 1-2 passing for six yards and had a five-yard carry against SC State on Sept. 7; it was his first career game ... played one snap at Virginia on Nov. 2 ... was 21-34 passing for 220 yards in the Spring Game.

2012: Redshirted ... sat out due to NCAA transfer rules.

Before Clemson: Originally signed with Mississippi State ... lettered at Grayson High School.

Personal: Majoring in accounting ... born June 12, 1994.

SCHUESSLER CAREER STATS

PASSING											
Year	G-S	Snaps	C-A-I	Yds	TD	LG	Pct	Y/A	Y/C	Y/G	Eff
2013	3-0	9	1-2-0	6	0	6	50.0	3.00	6.0	2.0	75.2
2014	5-0	38	7-8-0	47	0	17	87.5	5.88	6.7	9.4	136.9
Totals	8-0	47	8-10-0	53	0	17	80.0	5.30	6.6	6.6	124.5

RUSHING & TOTAL OFFENSE											
Year	Car	Yds	Y/C	Y/G	TD	LG	PL	Tot	TDR	Y/G	
2013	1	5	5.0	1.7	0	5	3	11	0	3.7	
2014	7	-10	-1.4	-2.0	0	12	15	37	0	7.4	
Totals	8	-5	-0.6	-0.6	0	12	18	48	0	6.0	



ARTAVIS SCOTT

WR • 5-10 • 190 • SO. • 1VL
CLEARWATER, FLA.
EAST LAKE HS

Sophomore who burst onto the scene as one of the team's best wide receivers ... listed as No. 20 receiver nationally by Lindy's ... preseason first-team All-ACC by Athlon, ESPN and Phil Steele.

2014: First-team freshman All-American by USA Today ... first-team first-year freshman All-American by 247Sports.com and ESPN ... second-team freshman All-American by Athlon and Scout.com ... named one of the top 10 freshmen nationally by SI.com ... Second-Team All-ACC selection (media) ... second-team All-ACC by Athlon ... Third-Team All-ACC selection (coaches) ... third-team All-ACC by Phil Steele ... All-ACC Academic selection ... had a team-high 76 receptions for 965 yards and a team-high eight touchdowns, 18 yards on six carries and a 19-yard kickoff return in 550 snaps over 13 games (six starts) ... sixth in school history in receptions, sixth in receptions per game (5.8), tied for sixth in receiving touchdowns and 10th in receiving yards ... fourth in the ACC in receptions per game and fifth in receiving yards per game (74.2) ... had two receptions for 41 yards at No. 12 Georgia on Aug. 30; it was his first career game ... had six receptions for a game-high 164 yards and two touchdowns against SC State on Sept. 6; set a school freshman record for receiving yards; named ACC Receiver-of-the-Week; named team offensive player-of-the-game ... had a game-high eight receptions for 66 yards and one touchdown against North Carolina on Sept. 27 ... had a game-high 10 receptions for 66 yards against Louisville on Oct. 11 ... had a game-high 10 receptions for 72 yards at Boston College on Oct. 18; it was his first career start ... had a game-high seven receptions for 59 yards against Syracuse on Oct. 25 ... had eight receptions for a game-high 122 yards and two touchdowns at Wake Forest on Nov. 6; his 68-yard touchdown in the fourth quarter gave Clemson the lead for good ... had three receptions for 19 yards and a seven-yard carry at No. 23 Georgia Tech on Nov. 15 ... had five receptions for 23 yards against Georgia State on Nov. 22 ... had seven receptions for 185 yards (most by a Tiger in history vs. South Carolina) and two touchdowns along with 13 yards on three carries and a 19-yard kickoff return for 217 all-purpose yards against South Carolina on Nov. 29; named team co-offensive player-of-the-game ... had eight receptions for a game-high 114 yards and one touchdown along with a six-yard carry against No. 24 Oklahoma in the Russell Athletic Bowl on Dec. 29 ... enrolled in January.

Before Clemson: Rated as the No. 68 player and No. 10 wide receiver in the nation and No. 8 player in Florida by 247Sports.com ... No. 68 player and No. 11 wide receiver in the nation and No. 9 player in Florida by Rivals.com ... No. 83 player in the nation and No. 9 player in Florida by ESPN ... No. 102 player in the nation by Scout.com ... played in the U.S. Army All-American Game ... four-year starter at East Lake High School ... had 172 receptions for 3,035 yards and 32 touchdowns along with 980 yards and 14 touchdowns on 108 carries, 636 kickoff return yards and 679 punt return yards for 5,330 all-purpose yards and 51 total touchdowns in his career ... had 75 tackles in his career ... had 37 receptions for 542 yards and five touchdowns along with 729 yards and 13 touchdowns on 67 carries as a senior ... led his team to a 13-1 record as a senior ... had 64 receptions for 995 yards and 10 touchdowns as a junior ... had 54 receptions for 1,158 yards and 12 touchdowns as a sophomore ... coached by Bob Hudson at East Lake High School ... recruited by Tony Elliott.

Personal: Majoring in communication studies ... born Dec. 12, 1994.

VETERAN BIOS

A. SCOTT 2014 GAME-BY-GAME STATS

Date	Opponent	Snap	Rec	Yds	Avg	TD	LG	Rush	KOR
8-30	at Georgia	10	2	41	20.5	0	35	0-0	
9-6	SC State	33	6	164	27.3	2	69	0-0	
9-20	at Florida State	26	2	34	17.0	0	32	0-0	
9-27	North Carolina	43	8	66	8.3	1	33	0-0	
10-4	NC State	51	0	0	---	0	---	0-0	
10-11	Louisville	49	10	66	6.6	0	15	0-0	
10-18	at Boston College	*61	10	72	7.2	0	15	0-0	
10-25	Syracuse	*47	7	59	8.4	0	21	0-0	
11-6	at Wake Forest	*53	8	122	15.3	2	68	1-(-8)	
11-15	at Georgia Tech	*38	3	19	6.3	0	8	1-7	
11-22	Georgia State	30	5	23	4.6	0	6	0-0	
11-29	South Carolina	*51	7	185	26.4	2	70	3-13	1-19
12-29	Oklahoma	*58	8	114	14.3	1	65	1-6	
Totals		550	76	965	12.7	8	70	6-18	1-19

* - start

A. SCOTT CAREER STATS

Year	G-S	Snap	Rec	Yds	Avg	TD	LG	Car	Yds	TD	KOR
2014	13-6	550	76	965	12.7	8	70	6	18	0	1-19



STANTON SECKINGER

TE • 6-5 • 240 • *GR. • 3VL
ISLE OF PALMS, S.C.
PORTER-GAUD SCHOOL

Was Clemson's primary starter at tight end in 2013 ... has seen action at wide receiver ... has

34 receptions for 401 yards and six touchdowns in 737 snaps over 33 games (11 starts) in his career ... Clemson is 6-0 in his career when he has a receiving touchdown.

2014: Had nine receptions for 122 yards and one touchdown in 255 snaps over 12 games (one start) ... had a 19-yard receiving touchdown against Syracuse on Oct. 25 ... had a 45-yard reception at Wake Forest on Nov. 6 ... had two receptions for seven yards at No. 23 Georgia Tech on Nov. 15 ... suffered a knee injury against South Carolina on Nov. 29 that ended his season.

2013: Had 21 receptions for 244 yards and four touchdowns in 394 snaps over 13 games (10 starts) ... started and ended the season with game-winning, fourth-quarter receiving touchdowns in wins over top-10 teams Georgia and Ohio State; only player in Tiger history who can make that claim ... had two receptions for 26 yards, including a nine-yard receiving touchdown in the fourth quarter in what proved to be the game-winning score, against No. 5 Georgia on Aug. 31 ... had

two receptions for 24 yards against SC State on Sept. 7; it was his first career start ... had three receptions for 48 yards and a touchdown at Syracuse on Oct. 5 ... had three receptions for 29 yards against Boston College on Oct. 12 ... had two receptions for 13 yards against Georgia Tech on Nov. 14 ... had a 24-yard receiving touchdown and two kickoff returns for 22 yards against The Citadel on Nov. 23 ... had two receptions for 25 yards at No. 9 South Carolina on Nov. 30 ... had two receptions for 14 yards and the game-winning touchdown with 6:16 left in the fourth quarter against No. 6 Ohio State in the Orange Bowl on Jan. 3 ... had two receptions for 81 yards, including a 75-yard receiving touchdown, in the Spring Game.

2012: Had four receptions for 35 yards and one touchdown in 88 snaps over eight games ... had two receptions for 27 yards against Ball State on Sept. 8; it was his first career game ... had a four-yard reception against Furman on Sept. 15 ... had a four-yard receiving touchdown against Maryland on Nov. 10; it was his first career touchdown.

2011: Redshirted ... ACC Academic Honor Roll member.

Before Clemson: Record-setting wide receiver at Porter-Gaud School ... had a school-record 105 receptions for 1,833 yards and 26 touchdowns as a senior ... had four receptions for 157 yards and two scores in a playoff game against Orangeburg Prep ... led his team to an 11-2 record and the state championship game ... second-team All-American by Rivals.com ... No. 14 player in South Carolina by SuperPrep ... first-team All-Lowcountry by Charleston Post & Courier ... named the SCISA Mr. Football by High School Sports Report ... played in the SCISA Shrine Bowl, where he had nine receptions for 334 yards; named team offensive player-of-the-game for that performance ... played in the NUC Gridiron Classic in Charleston, S.C. ... had 58 receptions for 1,095 yards and nine scores as a junior ... had 58 tackles and three interceptions as a junior ... starter on the basketball team ... team MVP of his football, basketball and track teams and all-state in all three sports ... had a 6'6^{3/4}" mark in the high jump (state record) ... member of the state championship 1,600m relay team ... coached by Rick Reetz at Porter-Gaud School ... recruited by Dan Brooks.

Personal: His mother, Terrye, was a 1979 Clemson graduate who played on the volleyball team ... his brother,

Trevor, was a 2009 Clemson graduate ... his brother, Trenton, was a 2011 Clemson graduate ... graduated Dec. 18, 2014 with a degree in management ... born Aug. 20, 1992.

SECKINGER 2013 GAME-BY-GAME STATS

Date	Opponent	Snap	Rec	Yds	Avg	TD	LG
8-31	Georgia	40	2	26	13.0	1	17
9-7	SC State	*27	2	24	12.0	0	14
9-19	at NC State	*36	1	4	4.0	0	4
9-28	Wake Forest	*24	1	16	16.0	0	16
10-5	at Syracuse	*27	3	48	16.0	1	18
10-12	Boston College	*49	3	29	9.7	0	19
10-19	Florida State	*28	1	9	9.0	0	9
10-26	at Maryland	*15	0	0	---	0	---
11-2	at Virginia	*24	1	12	12.0	0	12
11-14	Georgia Tech	*32	2	13	6.5	0	11
11-23	The Citadel	*37	1	24	24.0	1	24
11-30	at South Carolina	18	2	25	12.5	0	17
1-3	Ohio State	37	2	14	7.0	1	9
Totals		394	21	244	11.6	4	24

* - start; Note: Had two kickoff returns for 22 yards against The Citadel.

SECKINGER 2014 GAME-BY-GAME STATS

Date	Opponent	Snap	Rec	Yds	Avg	TD	LG
8-30	at Georgia	37	1	0	0.0	0	0
9-6	SC State	20	0	0	---	0	---
9-20	at Florida State	26	1	19	19.0	0	19
9-27	North Carolina	13	1	27	27.0	0	27
10-4	NC State	20	0	0	---	0	---
10-11	Louisville	15	1	3	3.0	0	3
10-18	at Boston College	10	0	0	---	0	---
10-25	Syracuse	26	1	19	19.0	1	19
11-6	at Wake Forest	31	1	45	45.0	0	45
11-15	at Georgia Tech	23	2	7	3.5	0	5
11-22	Georgia State	*27	0	0	---	0	---
11-29	South Carolina	7	1	2	2.0	0	2
12-29	Oklahoma			DNP			
Totals		255	9	122	13.6	1	45

* - start

SECKINGER CAREER STATS

Year	G-S	Snap	Rec	Yds	Avg	TD	LG
2012	8-0	88	4	35	8.8	1	25
2013	13-10	394	21	244	11.6	4	24
2014	12-1	255	9	122	13.6	1	45
Totals	33-11	737	34	401	11.8	6	45



CANNON SMITH

TE • 6-4 • 260 • *FR. • RS
COLUMBIA, S.C.
HAMMOND SCHOOL

2014: Redshirted.
Before Clemson: Rated as the No. 235 player and No. 7 tight end in

the nation by Scout.com ... No. 237 player and No. 3 tight end in the nation by ESPN ... No. 284 player in the nation and No. 8 player in South Carolina by 247Sports.com ... No. 13 player in South Carolina by Rivals.com ... Offense-Defense All-American Bowl selection ... helped Hammond School to the Independent School State Championship game as a senior ... had 15 receptions for 300 yards and two touchdowns as a senior ... had 31 receptions for 460 yards and four touchdowns as a junior ... had 20 receptions for 394 yards and four touchdowns as a sophomore ... played basketball at Hammond School ... coached by Erik Kimrey at Hammond School ... recruited by Brent Venables.

Personal: His father, Bill, was a starting defensive end on Clemson's 1981 National Championship team; he was a four-year letterman (1977-79,81); started and had 10 tackles in Clemson's win over Nebraska in the 1982 Orange Bowl; he is on the Clemson Board of Trustees and won the 2013 Brian Dawkins Clemson Lifetime Achievement Award, which is presented to a former Tiger by Head Coach Dabo Swinney ... majoring in pre-business ... born Jan. 25, 1995.

STANTON SECKINGER



VETERAN BIOS




ALEX SPENCE

PK • 6-2 • 190 • *FR. • RS
FLORENCE, S.C.
WEST FLORENCE HS

2014: Redshirted ... ACC Academic Honor Roll member.

Before Clemson: Rated as the No. 34 kicker in the nation by ESPN ... Shrine Bowl selection ... was 14-17 on field goals and 36-37 on PATs as a senior ... AAAA Specialist-of-the-Year as a junior ... was 11-13 on field goals and averaged over 40 yards per punt as a junior ... coached by Trey Woodberry ... recruited by Danny Pearman.

Personal: Majoring in pre-business ... born Nov. 4, 1995.



DANIEL STONE

OT • 6-4 • 265 • *SR. • SQ
SIMPSONVILLE, S.C.
SOUTHSIDE CHRISTIAN SCHOOL

Original walk-on who has served as a reserve defensive end and offensive tackle.

2014: ACC Academic Honor Roll member ... played one game (Sept. 6 against SC State).

2013: ACC Academic Honor Roll member ... had two tackles in eight snaps over two games ... had one tackle in three snaps against SC State on Sept. 7; it was his first career game ... had one tackle in five snaps against The Citadel on Nov. 23.


2012: Redshirted.

Before Clemson: Lettered at Southside Christian School.

Personal: Majoring in materials science & engineering ... born Dec. 27, 1993.

STONE CAREER STATS

Year	G-S	Snaps	Hit	Ast	Tot	TFL	Sacks	Int	QB	PBU	CF-RF
2013	2-0	8	1	1	2	0-0	0-0	0-0	0	0	0-0
2014	1-0	0	0	0	0	0-0	0-0	0-0	0	0	0-0
Totals	3-0	8	1	1	2	0-0	0-0	0-0	0	0	0-0



CORDREA TANKERSLEY

CB • 6-1 • 195 • JR. • 2VL
BEECH ISLAND, S.C.
SILVER BLUFF HS

Junior who has been one of the team's best special teams players ... was the top backup at cornerback in 2014 ... has 24 tackles and 0.5 tackles for loss in 158 snaps over 25 games in his career ... has 16 special teams tackles in his career.

2014: Had 11 tackles in 137 snaps over 13 games ... had seven special teams tackles ... had one tackle in 22 snaps against NC State on Oct. 4; named team co-special teams player-of-the-game ... had one tackle in 15 snaps at No. 23 Georgia Tech on Nov. 15 ... had one tackle in 24 snaps against No. 24 Oklahoma in the Russell Athletic Bowl on Dec. 29.

2013: Had 13 tackles and 0.5 tackles for loss in 21 snaps over 12 games ... had a team-high nine special teams tackles ... had two special teams tackles at NC State on Sept. 19 ... had one tackle in three snaps against Wake Forest on Sept. 28 ... had five tackles and 0.5 tackles for loss in 18 snaps at Virginia on Nov. 2; named team special teams player-of-the-game ... had two special teams tackles against Georgia Tech on Nov. 14.

Before Clemson: Played at Hargrave Military Academy in 2012 ... No. 9 prep school player in the nation by

247Sports.com ... played at Silver Bluff High School ... No. 37 wide receiver in the nation by Scout.com ... No. 39 safety in the nation by Rivals.com ... No. 25 athlete in the nation and No. 6 player in South Carolina 247Sports.com ... No. 41 athlete in the nation by ESPN ... top-10 player in South Carolina by ESPN ... No. 3 player in South Carolina by SuperPrep ... No. 19 safety in the nation by MaxPreps ... member of the Augusta Chronicle All-Area team ... played in the Shrine Bowl of the Carolinas ... selected for the Offense/ Defense All-American game in Dallas, TX ... had 40 tackles as a senior ... had 650 rushing yards and five touchdowns and passed for 708 yards and six touchdowns as a senior ... coached by Al Lown at Silver Bluff High School and Troy Davis at Hargrave Military Academy ... recruited by Dan Brooks.

Personal: Majoring in parks, recreation & tourism management ... born July 1, 1994.

TANKERSLEY 2014 GAME-BY-GAME STATS

Date	Opponent	Snaps	Hit	Ast	Tot	TFL	Int	PBU
8-30	at Georgia	36	2	0	2			
9-6	SC State	20	0	1	1			
9-20	at Florida State	0	1	0	1			
9-27	North Carolina	9	2	0	2			
10-4	NC State	22	1	0	1			
10-11	Louisville	0	0	0	0			
10-18	at Boston College	0	0	0	0			
10-25	Syracuse	0	0	0	0			
11-6	at Wake Forest	0	1	0	1			
11-15	at Georgia Tech	15	1	0	1			
11-22	Georgia State	11	0	0	0			
11-29	South Carolina	0	1	0	1			
12-29	Oklahoma	24	0	1	1			
Totals		137	9	2	11	0-0	0-0	0

TANKERSLEY CAREER STATS

Year	G-S	Snaps	Hit	Ast	Tot	TFL	Sacks	Int	QB	PBU	CF-RF
2013	12-0	21	6	7	13	0.5-0	0-0	0-0	0	0	0-0
2014	13-0	137	9	2	11	0-0	0-0	0-0	0	0	0-0
Totals	25-0	158	15	9	24	0.5-0	0-0	0-0	0	0	0-0



ANDY TEASDALL

P • 5-11 • 185 • *JR. • SQ
WINSTON-SALEM, N.C.
R.J. REYNOLDS HS

Original walk-on who has served as a reserve punter ... has a 43.0-yard average and 43.0-yard net average on three punts in two games in his career ... listed first team on the depth chart heading into August camp.

2014: ACC Academic Honor Roll member ... had a 43.5-yard gross and net average on two punts in one game (against No. 24 Oklahoma in the Russell Athletic Bowl on Dec. 29).

2013: Had one punt for 42 yards in one game ... had a 42-yard punt against SC State on Sept. 7; it was his first career game.

Before Clemson: Lettered at R.J. Reynolds High School.

Personal: Majoring in marketing ... born July 5, 1993.

TEASDALL CAREER STATS

Year	G-S	P	Yds	Avg	-20	50+	TB	HB	LG	Net
2013	1-0	1	42	42.0	1	0	0	0	42	42.0
2014	1-0	2	87	43.5	0	0	0	0	44	43.5
Totals	2-0	3	129	43.0	1	0	0	0	44	43.0



TREVION THOMPSON

WR • 6-2 • 195 • *FR. • RS
DURHAM, N.C.
HILLSIDE HS

2014: Redshirted.

Before Clemson: Rated as the No. 73 player and No. 15 wide receiver in the nation by Scout.com ... No. 118 player and No. 17 wide receiver in the nation and No. 5 player

in North Carolina by 247Sports.com ... No. 152 player and No. 20 wide receiver in the nation by ESPN ... No. 152 player and No. 22 wide receiver in the nation and No. 9 player in North Carolina by Rivals.com ... Shrine Bowl selection who led his team in receiving yards ... had 57 receptions for 987 yards and 14 touchdowns as a senior ... coached by Antonio King at Hillside High School ... recruited by Robbie Caldwell.

Personal: Majoring in pre-business ... born Nov. 14, 1995.



CARLOS WATKINS

DT • 6-3 • 295 • *JR. • 2VL
MOORESBORO, N.C.
CHASE HS

Junior who has served as a reserve defensive tackle, but looks to move up in the rotation with the graduation of 2014 seniors Grady Jarrett, Josh Watson and DeShawn Williams ... has 40 tackles, 4.5 tackles for loss and eight quarterback pressures in 336 snaps over 23 games (one start) in his career.

2014: Had 13 tackles, two tackles for loss and four quarterback pressures in 135 snaps over 11 games ... had three tackles in 16 snaps at No. 12 Georgia on Aug. 30 ... had two tackles and two quarterback pressures in 17 snaps against NC State on Oct. 4 ... had one tackle for loss in six snaps at Boston College on Oct. 18 ... had two tackles in 20 snaps against Georgia State on Nov. 22 ... had two tackles and one tackle for loss in nine snaps against South Carolina on Nov. 29.

2013: Had 11 tackles, 1.5 tackles for loss and one quarterback pressure in 90 snaps over three games (one start) ... had three tackles and 0.5 tackles for loss in 34 snaps against No. 5 Georgia on Aug. 31; it was his first career start ... had four tackles and one tackle for loss in 34 snaps against SC State on Sept. 7 ... had four tackles in 22 snaps at NC State on Sept. 19 ... was a passenger in a fatal car accident on Sept. 21 and missed the rest of the season due to injuries suffered in the accident.

2012: Had 16 tackles, one tackle for loss and three quarterback pressures in 113 snaps over nine games ... had one tackle in 12 snaps against Ball State on Sept. 8; it was his first career game ... had two tackles and one tackle for loss in 15 snaps against Furman on Sept. 15 ... had three tackles in 11 snaps against Virginia Tech on Oct. 20 ... had five tackles in 25 snaps at Duke on Nov. 3 ... had three tackles in 22 snaps against Maryland on Nov. 10 ... had two tackles in 10 snaps against NC State on Nov. 17.

Before Clemson: Rated as the No. 55 player and No. 7 defensive lineman in the nation as well as No. 4 player in North Carolina by 247Sports.com ... No. 104 overall player and No. 8 defensive tackle in the nation as well as No. 5 player in North Carolina by Rivals.com ... No. 8 defensive tackle in the nation by Scout.com ... No. 134 overall player and No. 12 defensive tackle in the nation as well as No. 5 player in North Carolina by ESPN ... No. 13 player in North Carolina by SuperPrep ... had 15 sacks, one interception and five caused fumbles as a senior ... had 50 tackles, 29 tackles for loss and 14 sacks as a junior ... played in the U.S. Army All-American game and the Shrine Bowl ... averaged over 21 points and 10 rebounds per game in basketball as a junior ... attended the same high school that sent the McSwain brothers (Rod, Chuck) to Clemson in the early 1980s; they were both on the 1981 National Championship team; Chuck is the current track coach at Chase High School ... coached by Daniel Bailey at Chase High ... recruited by Dan Brooks.

Personal: Cousin of current Clemson defensive end Dane Rogers ... majoring in sociology ... born Dec. 5, 1993.

VETERAN BIOS

WATKINS 2012 GAME-BY-GAME STATS


Date	Opponent	Snaps	Hit	Ast	Tot	TFL	Sacks	QP
9-1	Auburn				DNP			
9-8	Ball State	12	0	1	1			
9-15	Furman	15	1	1	2	1-5		
9-22	at Florida State				DNP			
9-29	at Boston College				DNP			
10-6	Georgia Tech	2	0	0	0			
10-20	Virginia Tech	11	2	1	3			
10-25	at Wake Forest	13	0	0	0			1
11-3	at Duke	25	2	3	5			
11-10	Maryland	22	3	0	3			1
11-17	NC State	10	1	1	2			
11-24	South Carolina				DNP			
12-31	Louisiana State	3	0	0	0			1
Totals		113	9	7	16	1-5	0-0	3

WATKINS 2014 GAME-BY-GAME STATS

Date	Opponent	Snaps	Hit	Ast	Tot	TFL	Sacks	QP
8-30	at Georgia	16	2	1	3			
9-6	SC State	16	1	0	1			1
9-20	at Florida State				DNP			
9-27	North Carolina	15	0	1	1			
10-4	NC State	17	1	1	2			2
10-11	Louisville	9	0	0	0			
10-18	at Boston College	6	1	0	1	1-2		
10-25	Syracuse	8	0	0	0			1
11-6	at Wake Forest				DNP			
11-15	at Georgia Tech	7	0	1	1			
11-22	Georgia State	20	0	2	2			
11-29	South Carolina	9	1	1	2	1-5		
12-29	Oklahoma	12	0	0	0			
Totals		135	6	7	13	2-7	0-0	4

WATKINS CAREER STATS

Year	G-S	Snaps	Hit	Ast	Tot	TFL	Sacks	Int	QP	PBU	CF-RF
2012	9-0	113	9	7	16	1-5	0-0	0-0	3	0	0-0
2013	3-1	90	5	6	11	1.5-2	0-0	0-0	1	0	0-0
2014	11-0	135	6	7	13	2-7	0-0	0-0	4	0	0-0
Totals	23-1	338	20	20	40	4.5-14	0-0	0-0	8	0	0-0



DESHAUN WATSON

QB • 6-2 • 205 • SO. • 1VL
GAINESVILLE, GA.
GAINESVILLE HS

Sophomore who burst onto the scene as one of the top young quarterbacks in the nation ... wears jersey #4, a number worn by former Tiger quarterback Steve Fuller; the number is retired at Clemson, but Fuller allowed the number to come out of retirement for Watson ... member of the preseason watch list for the Maxwell Award ... listed No. 7 Heisman candidate by Lindy's and No. 10 by Athlon ... preseason first-team All-ACC by ESPN the Magazine.

2014: All-ACC Academic selection ... was 93-137 for 1,466 yards and 14 touchdowns against only two interceptions in 330 snaps over eight games (five starts) ... completed 67.9 percent of his passes and had a 188.6 pass efficiency rating (best nationally among players with 125 attempts) ... had 200 yards and five touchdowns on 63 carries ... first in school history in passing efficiency, first in yards per passing attempt (10.70), first in total offense yards per play (8.3), second in completion percentage and tied for 10th in passing touchdowns ... first in school history in passing efficiency and completion percentage by a freshman ... first in school history in passing yards, passing touchdowns and total offense by a first-year freshman ... three-time ACC Rookie of the Week ... was 2-4 for 59 yards and one touchdown against no interceptions at No. 12 Georgia on Aug. 30; it was his first career game ... was 8-9 for 154 yards and three touchdowns against no interceptions along with 20 yards on five carries against SC State on Sept. 6 ... was 19-28 for 266 yards along with 30 yards and a touchdown on 12 carries at No. 1 Florida State on Sept. 20; named ACC Rookie-of-the-Week; named team offensive player-of-the-game ... was 27-36 for 435 yards and a school-record six touchdowns along with 28 rushing yards against North Carolina on Sept. 27; it was his first career start (set 12 school records that day); named national co-performer-of-the-week and national co-quarterback-of-the-week by CFPA; named Davey O'Brien Quarterback-of-the-Week; named Manning Award Quarterback-of-the-Week; named national

freshman-of-the-week by CBS Sports; named national true-freshman-of-the-week by 247Sports.com; named ACC Co-Offensive Back-of-the-Week and ACC Rookie-of-the-Week; named team offensive player-of-the-game ... set ACC mark for touchdown passes in a game by a freshman, and tied the single-game mark by anyone ... was 17-29 for 267 yards and two touchdowns against no interceptions along with a game-high 62 yards and two touchdowns on 15 carries against NC State on Oct. 4; named ACC Offensive Back-of-the-Week and ACC Rookie-of-the-Week; named ACC player-of-the-week by Athlon ... suffered a broken hand in the first quarter against Louisville on Oct. 11 and missed the next three games ... was 4-6 for 21 yards along with 40 yards on seven carries before leaving the game with an LCL injury in the first quarter at No. 23 Georgia Tech on Nov. 15 ... was 14-19 for 269 yards and two touchdowns against no interceptions along with 13 yards and two touchdowns on five carries against South Carolina on Nov. 29; named team co-offensive player-of-the-game ... enrolled in January.

Before Clemson: Rated as the No. 3 player in the nation by Tom Lemming ... No. 16 player and No. 1 dual-threat quarterback in the nation by ESPN ... No. 31 player and No. 1 dual-threat quarterback in the nation and No. 2 player in Georgia by Rivals.com ... No. 41 player and No. 1 dual-threat quarterback in the nation and No. 4 player in Georgia by 247Sports.com ... No. 84 player and No. 3 dual-threat quarterback in the nation by Scout.com ... U.S. Army All-American Game selection ... Under Armour All-American Game selection ... first-team All-American by Parade and second-team All-American by USA Today ... four-year starter at Gainesville High School ... set state career records for total offense yards (17,134) and total touchdowns (218) ... set the state career records for passing touchdowns and total offense yards by the end of his junior season ... had 13,077 passing yards and 155 touchdowns along with 4,057 rushing yards and 63 touchdowns in his career ... state player-of-the-year as a sophomore, junior and senior ... Gatorade Player-of-the-Year in Georgia as a senior ... had 4,431 passing yards and 57 touchdowns against only five interceptions along with 1,057 rushing yards and 14 touchdowns as a senior ... had 5,700 total offense yards and 64 touchdowns, including 4,024 passing yards and 50 touchdowns, as a junior ... led his team to its first state title in over 100 years; he had 400 total yards and five touchdowns in a 49-13 win over Ware County High in the Georgia Dome; he had 1,988 total yards and 27 touchdowns in five playoff games ... had over 3,200 passing yards and 1,000 rushing yards as a sophomore ... had 2,088 passing yards and 17 touchdowns along with 569 rushing yards and five touchdowns in leading his team to a 10-2 record as a freshman ... played basketball as a junior ... coached by Bruce Miller ... recruited by Chad Morris.

Personal: Majoring in communication studies ... born Sept. 14, 1995.


D. WATSON 2014 GAME-BY-GAME STATS

Date	Opponent	Snaps	C-A-I	Yds	TD	Car	Yds	TD	PL	Tot
8-30	at Georgia	12	2-4-0	59	1	5	-3	0	9	56
9-6	SC State	24	8-9-0	154	3	5	20	0	14	174
9-20	at Florida State	64	19-28-0	266	0	12	30	1	40	296
9-27	North Carolina	*74	27-36-1	435	6	11	28	0	47	463
10-4	NC State	*71	17-29-0	267	2	15	62	2	44	329
10-11	Louisville	*11	2-6-1	-5	0	3	10	0	9	5
10-18	at Boston College									DNP
10-25	Syracuse									DNP
11-6	at Wake Forest									DNP
11-15	at Georgia Tech	*18	4-6-0	21	0	7	40	0	13	61
11-22	Georgia State									DNP
11-29	South Carolina	*56	14-19-0	269	2	5	13	2	24	282
12-29	Oklahoma									DNP
Totals		330	93-137-2	1466	14	63	200	5	200	1666

* - start

D. WATSON CAREER STATS

PASSING											
Year	G-S	Snaps	C-A-I	Yds	TD	LG	Pct	Y/A	Y/C	Y/G	Eff
2014	8-5	330	93-137-2	1466	14	74	67.9	10.70	15.8	183.3	188.6
RUSHING & TOTAL OFFENSE											
Year	Car	Yds	Y/C	Y/G	TD	LG	PL	Tot	TDR	Y/G	
2014	63	200	3.2	25.0	5	17	200	1666	19	208.3	



KORRIN WIGGINS

LB/S • 5-11 • 195 • JR. • 2VL
DURHAM, N.C.
HILLSIDE HS

Junior who was the primary starter as a nickel back in 2014 ... has 54 tackles, four tackles for loss, four interceptions for 63 yards, four quarterback pressures and seven pass breakups in 813 snaps over 25 games (six starts) in his career.

2014: Had 40 tackles, 3.5 tackles for loss, two quarterback pressures, two interceptions for 44 yards and two pass breakups in 521 snaps over 13 games (six starts) ... had four tackles and one tackle for loss in 33 snaps against SC State on Sept. 6; it was his first career start ... had four tackles in 77 snaps against North Carolina on Sept. 27 ... had two tackles and a pass breakup in 21 snaps against NC State on Oct. 4 ... had five tackles and 1.5 tackles for loss in 38 snaps at Boston College on Oct. 18 ... had three tackles against Syracuse on Oct. 25 ... had two tackles and one tackle for loss in 34 snaps at Wake Forest on Nov. 6 ... had three tackles at No. 23 Georgia Tech on Nov. 15 ... had three tackles and a 37-yard interception return in 50 snaps against Georgia State on Nov. 22 ... had four tackles and a pass breakup in 50 snaps against South Carolina on Nov. 29 ... had a team-tying-high six tackles and a seven-yard interception return against No. 24 Oklahoma in the Russell Athletic Bowl on Dec. 29.

2013: Had 14 tackles, 0.5 tackles for loss, two interceptions for 19 yards, two quarterback pressures and five pass breakups in 292 snaps over 12 games ... had one tackle in 19 snaps against No. 5 Georgia on Aug. 31; it was his first career game ... had three tackles in 23 snaps at NC State on Sept. 19 ... had three tackles, 0.5 tackles for loss and a pass breakup in 25 snaps against Wake Forest on Sept. 28 ... had one tackle and a four-yard interception return in 25 snaps against Boston College on Oct. 12 ... had two pass breakups in 62 snaps at Maryland on Oct. 26 ... had four tackles, a 15-yard interception return and two pass breakups in 63 snaps at Virginia on Nov. 2.

Before Clemson: Rated as one of the top-30 cornerbacks in the nation by ESPN ... No. 28 player in North Carolina by ESPN ... No. 25 player in North Carolina by Charlotte Observer ... No. 42 cornerback in the nation and No. 14 player in North Carolina by Rivals.com ... No. 52 cornerback in the nation by Scout.com ... No. 25 safety in the nation and No. 4 player in North Carolina by 247Sports.com ... two-time all-state selection by AP ... two-time all-conference and all-area selection at Hillside High School ... selected to the Shrine Bowl of the Carolinas ... had 90 tackles and seven interceptions as a senior ... had 80 tackles, 12 pass breakups and six interceptions as a junior when he helped his team to an 11-2 record ... starter as a sophomore on a 16-0 team that won the AAAA state title ... his team was undefeated in the conference as a sophomore, junior and senior ... coached by Antonio King at Hillside High School ... recruited by Robbie Caldwell.


Personal: Majoring in health science ... born April 19, 1995.

WIGGINS 2013 GAME-BY-GAME STATS

Date	Opponent	Snaps	Hit	Ast	Tot	TFL	Int	PBU
8-31	Georgia	19	1	0	1			
9-7	SC State				DNP			
9-19	at NC State	23	3	0	3			
9-28	Wake Forest	25	2	1	3	0.5-3		1
10-5	at Syracuse	22	0	0	0			
10-12	Boston College	25	1	0	1		1-4	
10-19	Florida State	18	1	0	1			
10-26	at Maryland	62	0	0	0			2
11-2	at Virginia	63	3	1	4		1-15	2
11-14	Georgia Tech	5	1	0	1			
11-23	The Citadel	1	0	0	0			
11-30	at South Carolina	21	0	0	0			
1-3	Ohio State	8	0	0	0			
Totals		292	12	2	14	0.5-3	2-19	5



VETERAN BIOS



KORRIN WIGGINS

WIGGINS 2014 GAME-BY-GAME STATS

Date	Opponent	Snaps	Hit	Ast	Tot	TFL	Int	PBU
8-30	at Georgia	39	1	0	1			
9-6	SC State	*33	3	1	4	1-3		
9-20	at Florida State	40	1	0	1			
9-27	North Carolina	*77	3	1	4			
10-4	NC State	*21	1	1	2			1
10-11	Louisville	*35	1	1	2			
10-18	at Boston College	38	3	2	5	1.5-3		
10-25	Syracuse	*56	1	2	3			
11-6	at Wake Forest	34	1	1	2	1-2		
11-15	at Georgia Tech	11	3	0	3			
11-22	Georgia State	50	2	1	3		1-37	
11-29	South Carolina	*50	3	1	4			1
12-29	Oklahoma	37	6	0	6		1-7	
Totals		521	29	11	40	3.5-8	2-44	2

* - start

WIGGINS CAREER STATS

Year	G-S	Snaps	Hit	Ast	Tot	TFL	Sacks	Int	QP	PBU	CF-RF
2013	12-0	292	12	2	14	0.5-3	0-0	2-19	2	5	0-0
2014	13-6	521	29	11	40	3.5-8	0-0	2-44	2	2	0-0
Totals	25-6	813	41	13	54	4-11	0-0	4-63	4	7	0-0

downs in 749 snaps over 13 games (11 starts) ... seventh in school history in receiving yards ... seventh in the nation in yards per catch (18.07), given a minimum of 50 receptions ... first in school history in receiving yards by a sophomore ... fifth in school history in snaps by a wide receiver ... fourth in the ACC in receiving yards per game (79.2) and eighth in receptions per game (4.4) ... had three receptions for a game-high 88 yards at No. 12 Georgia on Aug. 30 ... had four receptions for 83 yards against SC State on Sept. 6 ... had two receptions for a team-high 72 yards at No. 1 Florida State on Sept. 20 ... had six receptions for 122 yards and two touchdowns against North Carolina on Sept. 27 ... had six receptions for 155 yards and two touchdowns against NC State on Oct. 4; named ACC Receiver-of-the-Week; named team offensive player-of-the-game ... had eight receptions for a game-high 128 yards at Boston College on Oct. 18; named team offensive player-of-the-game ... had five receptions for a game-high 72 yards against Syracuse on Oct. 25 ... had three receptions for 29 yards at Wake Forest on Nov. 6 ... had seven receptions for a game-high 87 yards and one touchdown against Georgia State on Nov. 22 ... had three receptions for 59 yards against South Carolina on Nov. 29 ... had a game-high nine receptions for 112 yards and one touchdown against No. 24 Oklahoma in the Russell Athletic Bowl on Dec. 29.

2013: Had 20 receptions for 316 yards and three touchdowns in 404 snaps over 13 games (three starts) ... had two receptions for 18 yards against SC State on Sept. 7 ... had a 25-yard reception at NC State on Sept. 19 ... had a 14-yard receiving touchdown against Wake Forest on Sept. 28; it was his first career start ... had two receptions for 35 yards at Syracuse on Oct. 5 ... had two receptions for 26 yards against Boston College on Oct. 12 ... had two receptions for 35 yards against No. 5 Florida State on Oct. 19 ... had three receptions for 39 yards at Virginia on Nov. 2 ... had three receptions for 45 yards and a touchdown against Georgia Tech on Nov. 14 ... had three receptions for 70 yards and a touchdown against The Citadel on Nov. 23.

Before Clemson: Rated as the No. 180 player in the nation and No. 2 player in South Carolina by 247Sports.com ... No. 199 player in the nation and No. 3 player in South Carolina by ESPN ... top-300 All-American by PrepStar ... No. 19 wide receiver in the nation by MaxPreps ... first Shrine Bowl of the Carolinas player from his high school in 12 years ... had 60 receptions for 1,395 yards and 10 touchdowns as a senior ... had 66 receptions for 1,296 yards and 11 touchdowns as a junior ... had 42 receptions as a sophomore ... Orangeburg Times & Democrat Area Player-of-the-Year ... played quarterback in limited action as a junior; passed for 354 yards and three touchdowns on just 20 completions ... played in the Offense-Defense Bowl in Houston, TX ... coached by Chris Carter at Lake Marion High School ... recruited by Marion Hobby.

Personal: Majoring in sociology ... born Oct. 4, 1994.

M. WILLIAMS 2013 GAME-BY-GAME STATS

Date	Opponent	Snaps	Rec	Yds	Avg	TD	LG
8-31	Georgia	1	0	0	---	0	---
9-7	SC State	33	2	18	9.0	0	14
9-19	at NC State	23	1	25	25.0	0	25
9-28	Wake Forest	*40	1	14	14.0	1	14
10-5	at Syracuse	*38	2	35	17.5	0	25
10-12	Boston College	39	2	26	13.0	0	19
10-19	Florida State	37	2	35	17.5	0	18
10-26	at Maryland	41	0	0	---	0	---
11-2	at Virginia	43	3	39	13.0	0	19
11-14	Georgia Tech	33	3	45	15.0	1	29
11-23	The Citadel	39	3	70	23.3	1	30
11-30	at South Carolina	*20	1	9	9.0	0	9
1-3	Ohio State	17	0	0	---	0	---
Totals		404	20	316	15.8	3	30

* - start

M. WILLIAMS 2014 GAME-BY-GAME STATS

Date	Opponent	Snaps	Rec	Yds	Avg	TD	LG
8-30	at Georgia	*59	3	88	29.3	0	38
9-6	SC State	*35	4	83	20.8	0	39
9-20	at Florida State	63	2	72	36.0	0	39
9-27	North Carolina	*59	6	122	20.3	2	33
10-4	NC State	*42	6	155	25.8	2	56
10-11	Louisville	*64	1	23	23.0	0	23
10-18	at Boston College	*79	8	128	16.0	0	32
10-25	Syracuse	*67	5	72	14.4	0	25
11-6	at Wake Forest	*70	3	29	9.7	0	10
11-15	at Georgia Tech	*54	0	0	---	0	---
11-22	Georgia State	42	7	87	12.4	1	18
11-29	South Carolina	*55	3	59	19.7	0	25
12-29	Oklahoma	*60	9	112	12.4	1	31
Totals		749	57	1030	18.1	6	56

* - start

M. WILLIAMS CAREER STATS

Year	G-S	Snaps	Rec	Yds	Avg	TD	LG	Car	Yds	TD	LG
2013	13-3	404	20	316	15.8	3	30	0	0	0	---
2014	13-11	749	57	1030	18.1	6	56	0	0	0	---
Totals	26-14	1153	77	1346	17.5	9	56	0	0	0	---



RICHARD YEARGIN

DE • 6-4 • 245 • *FR. • RS
LAUDERDALE LAKES, FLA.
UNIVERSITY SCHOOL OF NOVA SOUTHEASTERN UNIVERSITY

2014: Redshirted.

Before Clemson: Rated among the top-300 players in the nation and No. 38 player in Florida by 247Sports.com ... No. 17 outside linebacker in the nation by Scout.com ... U.S. Army All-American ... Nike Opening selection ... first-team All-American by MaxPreps.com ... first-team all-state as a senior ... had 85 tackles, 21.5 tackles for loss and 15 sacks as a senior ... originally from South Carolina ... selected from 400 nominees to be one of five recipients of the Franklin D. Watkins Award, an honor recognizing top African-American Scholar Athletes from around the country ... coached by Roger Harriott at University School of Nova Southeastern University ... recruited by Brent Venables.

Personal: Majoring in pre-business ... born Oct. 14, 1996.

MIKE WILLIAMS



MIKE WILLIAMS

WR • 6-4 • 210 • JR. • 2VL
VANCE, S.C.
LAKE MARION HS

Junior who has become the team's best deep threat at wide receiver ... has 77 receptions for 1,346 yards and nine touchdowns in 1,153 snaps over 26 games (14 starts) in his career ... seventh in school history in yards per reception (17.5) ... No. 11 wide receiver in the nation by Lindy's ... preseason first-team All-ACC by Phil Steele.

2014: Biletnikoff Award Watch List member ... Second-Team All-ACC selection (media) ... Third-Team All-ACC selection (coaches) ... third-team All-ACC by College Sports Madness and Phil Steele ... had 57 receptions for a team-high 1,030 yards and six touch-

VETERAN RESERVES



MICHAEL BATSON

P • Fr.
Central, S.C.



KALEB BEVELLE

DE • *So.
Apopka, Fla.



KELBY BEVELLE

DE • *So.
Apopka, Fla.



JACUARIUS BRICE

LB • *So.
Lancaster, S.C.



KYLE COTE

S • Fr.
Six Mile, S.C.




DAVID ESTES

LS • *Jr.
Mauldin, S.C.



CHRISTIAN GROOMS

PK/P • *Fr.
Central, S.C.



SEAN MAC LAIN

WR • *So.
Hope Mills, N.C.




JUSTIN MILLER

TE • *So.
Six Mile, S.C.



SETH PENNER

OL • Fr.
Naples, Fla.




HUNTER RENFROW

WR • *Fr.
Myrtle Beach, S.C.




ZACH RIGGS

C • *So.
Greer, S.C.



SETH RYAN

WR • *So.
Summit, N.J.




CAMERON SCOTT

CB • *Fr.
Florence, S.C.




AUSTIN SPENCE

LS • Fr.
Florence, S.C.



BRADLEY TATKO

LS • *So.
Greenwood, S.C.



TY THOMASON

WR • Fr.
Greenville, S.C.



LOGAN TISCH

OL • Fr.
Chapel Hill, N.C.



ROOKIE BIOS



**SHADELL
BELL**

WR • 6-3 • 200 • FR. • HS
DECATUR, GA.
COLUMBIA HS

Enrolled in January.

Before Clemson: Played in the Semper Fidelis All-American Bowl ... No. 187 player in the nation by Rivals.com ... No. 45 receiver in the nation and No. 42 player in Georgia by ESPN ... No. 46 receiver in the nation and No. 42 player in Georgia by Rivals.com ... named the team's top defensive player as an outside linebacker with 32 tackles, nine tackles for loss, four sacks, two interceptions and a recovered fumble as a senior ... had 37 receptions for 463 yards and seven touchdowns as a junior ... coached by David Edwards ... recruited by Marion Hobby.

Personal: Majoring in parks, recreation & tourism management ... born May 1, 1997.



**DEON
CAIN**

WR • 6-2 • 190 • FR. • HS
TAMPA, FLA.
TAMPA BAY TECHNICAL HS

Before Clemson: Consensus top-50 national player who was a quarterback most of his high

school career ... his performance in practice and during the U.S. Army All-American Bowl contributed to his ranking spike; he had a 54-yard passing touchdown and 50-yard receiving touchdown in the game ... fourth-highest rated signee entering the ACC in 2015 ... No. 17 player and No. 4 wide receiver in the nation and No. 6 player in Florida by Rivals.com ... No. 18 player and No. 32 wide receiver in the nation and No. 9 player in Florida by 247Sports.com ... No. 25 player and No. 2 wide receiver in the nation and No. 9 player in Florida by ESPN ... No. 46 player and No. 7 wide receiver in the nation and No. 9 player in Florida by Scout.com ... second-team All-American by USA Today ... AAAAAAA first-team all-state ... had 1,892 rushing yards and 19 touchdowns along with five passing touchdowns as a senior ... had 1,900 rushing yards and 13 touchdowns as a sophomore ... coached by Jayson Roberts ... recruited by Tony Elliott and Jeff Scott.

Personal: Majoring in sports communication ... born Aug. 9, 1996.



**J.D.
DAVIS**

LB • 6-2 • 220 • FR. • HS
CLEMSON, S.C.
DANIEL HS

Enrolled in January.

Before Clemson: Originally signed with Clemson in 2014 ... starting linebacker on the Daniel High School team that had a 14-1 record and played in the state championship game as a senior; one of the reasons Daniel held 10 teams to 10 points or less and posted five shutouts ... had 87 tackles, eight for loss, three sacks and a 33-yard interception return for a touchdown as a senior ... coached by Randy Robinson ... recruited by Chad Morris.

Personal: Brother of Judah Davis; he became part of the first twin-brother combination at Clemson since Brandon and Byron Clear signed in February 2007 ... son of Jeff Davis, a former Clemson All-America linebacker, 1981 National Championship team captain and College Football Hall of Famer ... majoring in pre-business ... born June 17, 1996.



**AUSTIN
BRYANT**

DL • 6-4 • 250 • FR. • HS
PAVO, GA.
THOMAS COUNTY CENTRAL HS

Before Clemson: Consensus top-20 player in Georgia ... No. 134 player and No. 15 defensive end in the nation by ESPN ... No. 149 player and No. 11 defensive end in the nation by Rivals.com ... No. 199 player and No. 12 defensive end in the nation by 247Sports.com ... AAAA all-state selection ... missed his final few games as a senior due to injury ... had 64 tackles, five sacks and three caused fumbles as a junior ... teammate of running back Adam Choice ... starter on the basketball team ... coached by Bill Shaver ... recruited by Marion Hobby and Danny Pearman.

Personal: Majoring in health science ... born Nov. 12, 1996.



**GAGE
CERVENKA**

DL • 6-3 • 295 • FR. • HS
GREENWOOD, S.C.
EMERALD HS

Before Clemson: Rated among the top-15 players in South Carolina by all services ... No. 26 defensive tackle in the nation and No. 8 player in South Carolina by ESPN ... No. 12 player by in South Carolina by Scout.com ... No. 12 player in South Carolina by 247Sports.com ... No. 14 player in South Carolina by Rivals.com ... led Emerald High School to a 10-4 record and the state playoffs as a senior ... had 100 tackles and 28 tackles for loss as a junior ... first-team all-state ... one of the top wrestlers in the state who was a four-time state champion ... lost only one wrestling match (199-1) ... only loss was freshman year ... only four-time state heavyweight champion in South Carolina history ... coached by Tim McMahon ... recruited by Dan Brooks and Mike Reed.

Personal: Majoring in health science ... born June 22, 1997.



**JUDAH
DAVIS**

LB • 6-2 • 220 • FR. • HS
CLEMSON, S.C.
DANIEL HS

Enrolled in January.

Before Clemson: Originally signed with Clemson in 2014 ... starting linebacker on the Daniel High School team that had a 14-1 record and played in the state championship game as a senior; one of the reasons Daniel held 10 teams to 10 points or less and posted five shutouts ... had 86 tackles, 16 for loss, seven sacks, and a blocked punt as a senior ... coached by Randy Robinson at Daniel High School ... recruited by Chad Morris.

Personal: Brother of J.D. Davis; he became part of the first twin-brother combination at Clemson since Brandon and Byron Clear signed in February 2007 ... son of Jeff Davis, a former Clemson All-America linebacker, 1981 National Championship team captain and College Football Hall of Famer ... majoring in pre-business ... born June 17, 1996.



**KELLY
BRYANT**

QB • 6-4 • 205 • FR. • HS
CALHOUN FALLS, S.C.
WREN HS

Enrolled in January ... was 10-16 for 95 yards with two touchdown passes and 29 rushing yards in the 2015 Spring Game.

Before Clemson: Finalist for Mr. Football in South Carolina as a senior ... Greenville County Player-of-the-Year as a senior ... Shrine Bowl selection ... South Carolina Football Coaches Associate Player-of-the-Year as a senior ... all-state, all-region selection as a senior ... led Wren High School to 11 wins and the region title as a senior ... was 231-368 passing for 3,579 yards and 41 touchdowns along with 720 yards and 14 touchdowns on 128 carries as a senior ... had 2,800 passing yards and 28 touchdowns against just interceptions along with 1,200 rushing yards and 19 touchdowns as a junior ... No. 8 dual-threat quarterback in nation by Rivals.com ... No. 11 dual-threat quarterback in the nation by ESPN ... No. 4 player in South Carolina by Rivals.com entering his senior year ... No. 3 player in South Carolina by 247Sports.com ... coached by Jeff Tate ... recruited by Chad Morris.

Personal: His cousin, Martavis Bryant, was a wide receiver at Clemson (2011-13) and plays with the Pittsburgh Steelers ... majoring in elementary education ... born Sept. 25, 1996.



**KALEB
CHALMERS**

DB • 6-0 • 180 • FR. • HS
GREENWOOD, S.C.
GREENWOOD HS

Enrolled in January.

Before Clemson: Shrine Bowl selection ... led Greenwood to the state playoffs as a senior ... No. 166 player in the nation by 247Sports.com entering his senior season ... No. 27 cornerback in the nation by ESPN ... No. 11 player in South Carolina by 247Sports.com ... had 80 tackles, four interceptions and 12 pass breakups as a junior ... had 45 tackles and four sacks as a sophomore ... coached by Dan Pippin ... recruited by Mike Reed.

Personal: Majoring in pre-business ... born May 19, 1997.




**LaSAMUEL
DAVIS**

DL • 6-4 • 215 • FR. • HS
BAMBERG, S.C.
BAMBERG-EHRHARDT HS

Before Clemson: No. 31 defensive end in the nation and No. 10 player in South Carolina by ESPN ... No. 33 defensive end in the nation and No. 12 player in South Carolina by Rivals.com ... No. 13 player in South Carolina by Scout.com ... No. 14 player in South Carolina by 247Sports.com ... defensive player-of-the-year by High School Sports Report ... had 120 tackles, 16 sacks, three recovered fumbles and one interception as a senior ... had 112 tackles, 38 tackles for loss and seven sacks as a junior ... from the same hometown as former Tiger defensive ends Ricky Sapp and Da'Quan Bowers, both of whom played in the NFL ... coached by Kevin Crosby ... recruited by Marion Hobby.

Personal: Major is undeclared ... born Aug. 19, 1995.

ROOKIE BIOS



CLELIN FERRELL

DL • 6-5 • 250 • FR. • HS
RICHMOND, VA.
BENEDICTINE HS

Before Clemson: No. 115 player and No. 7 defensive end in the nation and No. 5 player in Virginia by 247Sports.com ... No. 135 player and No. 6 defensive end in the nation and No. 5 player in Virginia by Rivals.com ... No. 136 player in the nation and No. 5 player in Virginia by ESPN ... No. 196 player in the nation by Scout.com ... joined Chad Smith as first Tiger signees from Virginia since Tajh Boyd (2009) ... Under Armour All-America Game selection, but did not play due to injury ... did not play as a senior due to a torn ACL ... had 60 tackles, 26 tackles for loss and 11.5 sacks as a junior ... all-state selection as a junior ... played two years of basketball ... coached by Greg Lilly ... recruited by Marion Hobby and Brent Venables.

Personal: Majoring in food science ... born May 17, 1997.



MARK FIELDS

DB • 5-10 • 180 • FR. • HS
CORNELIUS, N.C.
WILLIAM AMOS HOUGH HS

Before Clemson: Consensus top-150 prospect ... U.S. Army All-American Bowl selection, a first in his school's history ... won the Fastest Man competition at The Opening ... No. 95 player and No. 14 defensive back in the nation and No. 4 player in North Carolina by 247 Sports (16th-best signee entering the ACC) ... No. 106 player and No. 14 defensive back in the nation and No. 3 player in North Carolina by Scout.com ... No. 113 player and No. 10 defensive back in the nation and No. 5 player in North Carolina by Rivals.com ... No. 163 player and No. 15 defensive back in the nation and No. 6 player in North Carolina by ESPN ... had 45 tackles and two interceptions as a senior ... had 32 tackles and three interceptions along with 105 yards and one touchdown on 10 carries and 160 yards on four punt returns, including a 65-yard return, as a junior ... teammate of fellow signee Van Smith ... coached by Miles Aldridge, who was linebackers coach under Clemson Head Coach Danny Ford in the 1980s ... recruited by Danny Pearman and Mike Reed.

Personal: Majoring in sports communication ... son of former Washington State and Carolina Panther linebacker Mark Fields, who was a first-round pick (No. 13 overall) of the 1995 draft by the New Orleans Saints; played in two Pro Bowls ... born Oct. 10, 1996.



JAKE FRUHMORGEN

OL • 6-5 • 285 • FR. • HS
TAMPA, FLA.
PLANT HS

Before Clemson: Played in the U.S. Army All-American Bowl; played offensive tackle in high school, but played center and offensive guard in the game ... No. 73 player and No. 16 offensive tackle in the nation by 247Sports.com (23rd-best signee entering the ACC) ... No. 89 player and No. 8 offensive tackle in the nation and No. 18 player in Florida by Rivals.com ... No. 93 player and No. 7 offensive tackle in the nation and No. 18 player in Florida by ESPN ... led his team to an 11-2-1 record

as a junior ... coached by Robert Weiner ... recruited by Tony Elliott.

Personal: Majoring in history ... his father, John, played football at Alabama and with the Miami Dolphins ... major is undeclared ... born Sept. 24, 1996.



ZACH GIELLA

OL • 6-5 • 290 • FR. • HS
LINCOLNTON, GA.
AUGUSTA CHRISTIAN SCHOOLS

Enrolled in January.

Before Clemson: Played in the Semper Fidelis All-American Bowl ... No. 31 offensive tackle in the nation by ESPN entering his senior season ... No. 44 player in Georgia by Rivals.com ... played baseball, basketball and track ... coached by Keith Walton ... recruited by Chad Morris.

Personal: Majoring in health science ... born Oct. 8, 1996.



NOAH GREEN

OL • 6-5 • 275 • FR. • HS
BOILING SPRINGS, S.C.
BOILING SPRINGS HS

Enrolled in January.

Before Clemson: Played in the Shrine Bowl and the Semper Fidelis All-American Bowl ... top-200 prospect in the nation and No. 3 player in South Carolina by ESPN ... No. 7 player in South Carolina by 247Sports.com ... No. 8 player in South Carolina by Rivals.com ... participated in The Opening ... coached by Rick Tate ... recruited by Jeff Scott.

Personal: Majoring in pre-business ... born Jan. 31, 1997.



ALBERT HUGGINS

DL • 6-3 • 280 • FR. • HS
ORANGEBURG, S.C.
ORANGEBURG-WILKINSON HS

Enrolled in January.

Before Clemson: Marked the first time Clemson signed the consensus top player in South Carolina since 2008 (Da'Quan Bowers) ... first-team All-American by Parade as a senior ... No. 92 player and No. 12 defensive tackle in the nation and No. 1 player in South Carolina by 247Sports.com ... No. 76 player and No. 6 defensive tackle in the nation and No. 1 player in South Carolina by Rivals.com ... No. 104 player in the nation by Scout.com ... No. 168 player in the nation and No. 2 player in South Carolina by ESPN ... played in the U.S. Army All-American Bowl ... had 208 tackles, 35 tackles for loss and 28 sacks in his career ... had 73 tackles, 10 sacks and three caused fumbles as a senior ... had 65 tackles, 13 tackles for loss and 11 sacks as a junior ... had 70 tackles, 12 tackles for loss and seven sacks as a sophomore ... coached by Tommy Brown ... recruited by Marion Hobby.

Personal: Majoring in construction science & management ... born June 27, 1997.



MITCH HYATT

OL • 6-6 • 285 • FR. • HS
SUGAR HILL, GA.
NORTH GWINNETT HS

Enrolled in January ... only true freshman listed first team on the depth chart entering August camp (left tackle).

Before Clemson: Played in the U.S. Army All-American Bowl ... first-team All-American by MaxPreps.com, Parade and USA Today as a senior ... first-team All-American by MaxPreps.com as a junior ... No. 8 player and No. 2 offensive tackle in the nation by Scout.com ... No. 22 player and No. 2 offensive tackle in the nation by 247Sports.com (sixth-best signee entering the ACC) ... No. 16 player and No. 2 offensive tackle in the nation and No. 2 player in Georgia by ESPN ... No. 16 player and No. 2 offensive tackle in the nation and No. 3 player in Georgia by Rivals.com ... participated in The Opening ... coached by Bob Sphire ... recruited by Tony Elliott.

Personal: His uncle, Dan Benish, was an All-ACC defensive tackle and a starter on Clemson's 1981 National Championship team ... majoring in general engineering ... born Feb. 6, 1997.



TUCKER ISRAEL

QB • 5-11 • 190 • FR. • HS
ORLANDO, FLA.
LAKE NONA HS

Enrolled in January ... 8-16 for 110 passing yards in the 2015 Spring Game.

Before Clemson: Second-team All-American by MaxPreps.com and honorable mention Parade All-American as a senior ... set six state passing records ... broke Tim Tebow's state record for passing touchdowns in a season (56), 10 more than Tebow ... set the state record for career passing touchdowns (162) ... passed for 15,034 yards in his career; averaged 5.1 passing touchdowns and 349 yards per game in his career ... had 1,314 yards and 18 touchdowns on 222 carries in his career ... only player in state history with 600 passing yards in consecutive games ... No. 12 dual-threat quarterback in the nation by ESPN ... had 4,446 passing yards and 56 touchdowns as a senior ... had 3,979 passing yards and 40 touchdowns as a junior ... had 3,685 passing yards and 36 touchdowns as a sophomore ... coached by Anthony Paradiso ... recruited by Chad Morris.

Personal: Majoring in pre-business ... born Aug. 11, 1996.



DENZEL JOHNSON

ATH • 6-2 • 190 • FR. • HS
COLUMBIA, S.C.
A.C. FLORA HS

Before Clemson: No. 14 player in South Carolina by ESPN ... No. 2 safety in South Carolina by Scout.com ... named an MVP of the North team in the North-South All-Star game ... led his 12-2 team to the fourth round of the AAA playoffs as a senior ... AAA state player-of-the-year by High School Sports Report as a senior ... Midlands Player-of-the-Year by The State as a senior ... had 69 receptions for 910 yards and 12 touchdowns as a senior ... had two kickoff returns for touchdowns and a punt return for a touchdown as a senior ... had 60 tackles, two interceptions and eight pass breakups as a

ROOKIE BIOS

senior ... two of his assistant coaches were former Tigers (Airese Currie, Todd McClinton) ... coached by Reggie Shaw ... recruited by Mike Reed.

Personal: Major is undeclared ... born April 19, 1997.



STERLING JOHNSON

DL • 6-5 • 275 • FR. • HS
CLAYTON, N.C.
CLEVELAND HS

Enrolled in January.

Before Clemson: Led Cleveland High School to a 10-3 record as

a senior ... No. 109 player and No. 14 defensive end in the nation and No. 4 player in North Carolina by ESPN ... played in the Under Armour All-America Game ... had 78 tackles and 44 were tackles for loss as a junior ... had 7.5 sacks and two blocked punts in a state playoff game ... coached by Scott Riley ... recruited by Mike Reed.

Personal: Majoring in sports communication ... born Aug. 20, 1997.



RAY RAY McCLOUD

WR • 5-10 • 175 • FR. • HS
TAMPA, FLA.
SICKLES HS

Before Clemson: No. 23 player and No. 2 wide receiver in the

nation and No. 9 player in Florida by Rivals.com ... No. 81 player and No. 11 wide receiver in the nation by 247Sports.com ... No. 121 player in the nation by Scout.com ... set county records with 5,765 rushing yards and 58 total touchdowns in his career ... received the Guy Toph Award as best player in Hillsborough County as a senior ... had 1,933 rushing yards and 17 touchdowns as a senior ... AAAAAAA all-state selection ... had 2,316 yards on 300 carries as a junior ... had 26 rushing touchdowns and had at least one touchdown and 100+ yards in 12 straight games as a junior ... coached by Brian Turner ... recruited by Tony Elliott and Jeff Scott.

Personal: Major is undeclared ... born Oct. 15, 1996.



TANNER MUSE

DB • 6-3 • 215 • FR. • HS
BELMONT, N.C.
SOUTH POINT HS

Before Clemson: No. 17 player in North Carolina by Rivals.com ... had eight interceptions in his

last three seasons ... had 150 tackles and four interceptions along with 1,292 yards on 90 carries, including six 100-yard rushing games, and seven receptions for 150 yards as a senior ... first-team all-state as a defensive player ... Shrine Bowl selection ... had 47 tackles along with 400 rushing yards and five touchdowns as a junior ... hit .474 with five homers and 33 RBIs as a junior center fielder, and .380 as a senior when his team advanced to the second round of the state tournament ... coached by Mickey Lineberger ... recruited by Dan Brooks and Mike Reed.

Personal: Majoring in turfgrass ... born Sept. 6, 1996.



CHAD SMITH

LB • 6-3 • 225 • FR. • HS
STERLING, VA.
DOMINION HS

Enrolled in January.

Before Clemson: Played in the U.S. Army All-American Bowl ...

No. 56 player and No. 6 linebacker in the nation and No. 2 player in Virginia by Rivals.com ... No. 179 player and No. 14 linebacker in the nation and No. 9 player in Virginia by 247Sports.com ... top-300 player and No. 19 linebacker in the nation and No. 10 player in Virginia by ESPN ... participated in The Opening, where he was rated as the No. 3 athlete after competition with the other 161 players ... played linebacker, safety, tight end and wide receiver ... had 90 tackles (15 for loss) as a senior ... had 118 yards on 19 carries, 24 receptions for 44 yards and seven touchdowns as a senior ... had 72 tackles (13 for loss), six sacks, five interceptions and three blocked field goals as a junior ... added 757 rushing yards and 12 touchdowns ... two-time all-state, all-region and all-conference selection ... coached by Karl Buckwalter ... recruited by Brent Venables.

Personal: Majoring in sports communication ... born April 16, 1996.



VAN SMITH

DB • 6-2 • 180 • FR. • HS
CORNELIUS, N.C.
WILLIAM AMOS HOUGH HS

Enrolled in January.

Before Clemson: Led William Amos Hough High School to a

10-4 record as a senior ... No. 9 player in North Carolina by MaxPreps.com ... had 444 yards and 13 touchdowns on 66 carries as a senior ... had two kickoff returns for touchdowns, including a 95-yarder, as a senior; averaged 36.3 yards per kickoff return on 10 returns ... had 74 tackles and six interceptions as a senior ... played for West Mecklenburg High School from his sophomore to junior seasons ... All-Mecklenburg County selection as a junior when he played on both sides of the ball ... had 1,114 yards and 12 touchdowns on 160 carries and added four interceptions as a junior ... teammate of fellow signee Mark Fields ... coached by Miles Aldridge, a former Clemson assistant coach ... recruited by Danny Pearman.

Personal: Majoring in sports communication ... born Aug. 14, 1996.



CHRISTIAN WILKINS

DL • 6-5 • 305 • FR. • HS
SPRINGFIELD, MASS.
SUFFIELD (CONN.) ACADEMY

Before Clemson: No. 21 player and No. 4 defensive tackle in the

nation and No. 1 player in Connecticut by Rivals.com ... No. 24 player and No. 6 defensive tackle in the nation and No. 1 player in Connecticut by 247Sports.com (seventh-best signee entering the ACC) ... No. 32 player and No. 6 defensive tackle in the nation and No. 1 player in Connecticut by ESPN ... No. 39 player and No. 6 defensive tackle in the nation and No. 2 player in Connecticut by Scout.com ... had 253 tackles, 69.5 tackles for loss, 28.5 sacks and six recovered fumbles in 35 career games ... had 71 tackles, 22 tackles for loss, eight sacks and four caused fumbles as a senior ... had 57 tackles and

20 tackles for loss as a junior ... had 12 receptions for 209 yards and two touchdowns as a sophomore ... four-year letterman in basketball who averaged 19.9 points and 11.8 rebounds per game as a junior ... recruited by Dan Brooks and Brent Venables ... coached by Andrew Gamere.

Personal: Majoring in communication studies ... born Dec. 20, 1995.



GARRETT WILLIAMS

TE • 6-3 • 225 • FR. • HS
ORLANDO, FLA.
THE FIRST ACADEMY

Before Clemson: No. 111 player in the nation and No. 18 player in Florida by Rivals ... No.

117 player in the nation by ESPN ... No. 186 player in the nation and No. 4 tight end by 247Sports.com ... played tight end and fullback on offense and at defensive end ... had 1,229 rushing yards rushing and 21 touchdowns along with 15 receptions for 256 yards and one touchdown as a senior ... had 288 yards and four touchdowns on 28 carries as a junior ... coached by Leroy Kinard ... recruited by Danny Pearman and Jeff Scott.

Personal: His father, Dayne Williams, played for Florida State against Clemson in the famous 1988 "Puntrookie Game;" Dayne took the snap from center on the play, put the ball between the legs of the upback, Leroy Butler, who then raced down the sideline ... majoring in general engineering ... born Jan. 26, 1996.



JALEN WILLIAMS

LB • 6-0 • 225 • FR. • HS
COLUMBIA, S.C.
BLYTHEWOOD HS

Enrolled in January.

Before Clemson: Originally signed with Clemson in 2014

... No. 29 player in South Carolina by ESPN ... No. 34 player in South Carolina by 247Sports.com ... MVP of the victorious North team in the North-South All-Star game; he had six tackles and a recovered fumble ... had 186 tackles, 18 tackles for loss, one interception, six caused fumbles and six recovered fumbles in his career ... had 101 tackles, nine tackles for loss, one interception, six recovered fumbles and four caused fumbles as a senior ... had 115 tackles, nine tackles for loss and three sacks as a junior ... had 21 tackles and one sack as a sophomore ... played basketball ... coached by Dan Morgan ... recruited by Brent Venables.

Personal: Majoring in parks, recreation & tourism management ... born June 4, 1996.



2014 SENIORS & PRO SIGNEES

#42 STEPHONE ANTHONY • LB

- Drafted in the first round by the New Orleans Saints, 2015
- Permanent team co-captain, 2014
- Semifinalist for the Butkus Award, 2014
- First-Team All-ACC selection (media, coaches), 2014
- Senior Bowl invitee, 2014
- Bednarik Award Watch List, 2014
- Lombardi Award Watch List, 2014
- Nagurski Trophy Watch List, 2014
- Third-Team All-ACC selection (media, coaches), 2013
- Graduated Dec. 18, 2014 with a degree in sociology

Year	G-S	Snaps	Hit	Ast	Tot	TFL	Sacks	Int	QP	PBU	CF-RF
2011	13-3	292	25	7	32	6-29	2-19	0-0	2	1	2-0
2012	13-7	459	49	28	77	4-12	1-1	1-0	2	3	1-0
2013	13-13	802	75	56	131	13-58	4-30	1-0	3	5	0-1
2014	13-12	711	61	29	90	10-52	2-27	1-8	11	4	2-0
Totals	52-35	2264	210	120	330	34-151	9-57	3-8	18	13	5-1

#9 TAVARIS BARNES • DE

- Signed a free-agent contract with the New Orleans Saints, 2015
- NFLPA Collegiate Bowl invitee, 2014
- Graduated May 8, 2015 with a degree in parks, recreation & tourism management

Year	G-S	Snaps	Hit	Ast	Tot	TFL	Sacks	Int	QP	PBU	CF-RF
2011	9-0	73	4	3	7	0-0	0-0	0-0	3	0	0-0
2012	12-0	232	12	12	24	2-16	1-14	0-0	2	0	0-1
2013	13-1	292	8	6	14	2-16	1-9	0-0	4	1	0-0
2014	13-3	284	14	5	19	5-18	3-16	0-0	5	1	1-1
Totals	47-4	881	38	26	64	9-50	5-39	0-0	14	2	1-2

#68 DAVID BEASLEY • OG

- Honorable Mention All-ACC selection (media, coaches), 2014
- Medal of Honor Bowl invitee, 2014

#3 VIC BEASLEY • DE

- Drafted in the first round by the Atlanta Falcons, 2015
- Finalist for the Bednarik Award, 2014
- Finalist for the Lombardi Award, 2014
- Finalist for the Hendricks Award, 2014
- Semifinalist for the Lott Impact Trophy, 2014
- Consensus All-American, 2014
- ACC Defensive Player-of-the-Year (media, coaches), 2014
- First-Team All-ACC selection (media, coaches), 2014
- Senior Bowl invitee, 2014
- Walter Camp Award Watch List, 2014
- ESPN All-ACC Bowl Team, 2014
- Finalist for the Hendricks Award, 2013
- Semifinalist for the Lombardi Award, 2013
- Semifinalist for the Bednarik Award, 2013
- Consensus All-American, 2013
- First-Team All-ACC selection (media, coaches), 2013
- Graduated Aug. 8, 2014 with a degree in sociology

Year	G-S	Snaps	Hit	Ast	Tot	TFL	Sacks	Int	QP	PBU	CF-RF
2011	9-0	16	1	1	2	0-0	0-0	0-0	0	0	0-0
2012	13-0	288	14	4	18	8-55	8-55	0-0	8	2	1-0
2013	13-13	560	36	8	44	23-135	13-98	0-0	12	6	4-1
2014	13-12	557	32	5	37	21-116	12-95	0-0	9	3	2-1
Totals	48-25	1421	83	18	101	52-306	33-248	0-0	29	11	7-2

#86 SAM COOPER • TE

- Permanent team co-captain, 2014
- Graduated May 9, 2014 with a degree in management

Year	G-S	Snaps	Rec	Yds	Avg	TD	LG
2011	14-0	54	1	18	18.0	0	18
2012	13-3	314	10	93	9.3	2	25
2013	12-3	384	6	50	8.3	1	13
2014	9-5	204	1	2	2.0	0	2
Totals	48-11	956	18	163	9.1	3	25

#93 COREY CRAWFORD • DE

- Signed a free-agent contract with the Washington Redskins, 2015
- Senior Bowl invitee, 2014
- Graduated Dec. 18, 2014 with a degree in parks, recreation & tourism management

Year	G-S	Snaps	Hit	Ast	Tot	TFL	Sacks	Int	QP	PBU	CF-RF
2011	14-0	252	17	12	29	2-4	0-0	0-0	3	2	0-0
2012	13-13	575	21	26	47	6-20	1-12	0-0	6	1	0-2
2013	13-12	569	37	15	52	10-32	3-14	1-18	16	4	2-0
2014	11-10	438	20	7	27	7-39	2-31	0-0	9	1	0-0
Totals	51-35	1834	95	60	155	25-95	6-57	1-18	34	8	2-2

#67 KALON DAVIS • OL

- Signed a free-agent contract with the Denver Broncos, 2015
- Medal of Honor Bowl invitee, 2014
- Graduated Dec. 18, 2014 with a degree in modern languages

#22 D.J. HOWARD • RB

- Graduated Dec. 18, 2014 with a degree in sociology

Year	G-S	Snaps	Car	Yds	Avg	TD	LG	Rec	Yds	TD
2011	12-2	149	41	230	5.6	1	37	2	2	0
2012	11-0	119	35	138	3.9	2	14	1	33	0
2013	13-0	174	57	213	3.7	2	20	8	123	1
2014	10-2	156	50	195	3.9	3	20	7	23	0
Totals	46-4	598	183	776	4.2	8	37	18	181	1

#13 ADAM HUMPHRIES • WR

- Signed a free-agent contract with the Tampa Bay Buccaneers, 2015
- Permanent team co-captain, 2014
- Medal of Honor Bowl invitee, 2014
- Graduated Dec. 18, 2014 with a degree in parks, recreation & tourism management

Year	G-S	Snaps	Rec	Yds	Avg	TD	LG	Car	Yds	TD	PR
2011	14-2	258	15	130	8.7	0	18	2	7	0	0-0
2012	13-3	458	41	280	6.8	1	27	3	12	0	18-86
2013	13-10	612	41	483	11.8	2	60	0	0	0	20-212
2014	13-12	582	30	204	6.8	0	25	5	5	1	31-178
Totals	53-27	1910	127	1097	8.6	3	60	10	24	1	69-476

#50 GRADY JARRETT • DT

- Drafted in the fifth round by the Atlanta Falcons, 2015
- Permanent team co-captain, 2014
- Third-team All-American by Athlon, 2014
- First-Team All-ACC selection (media, coaches), 2014
- Senior Bowl invitee, 2014
- Bednarik Award Watch List, 2014
- Lombardi Award Watch List, 2014
- Nagurski Trophy Watch List, 2014
- Outland Trophy Watch List, 2014
- ESPN All-ACC Bowl Team, 2014
- Graduated Dec. 18, 2014 with a degree in management

Year	G-S	Snaps	Hit	Ast	Tot	TFL	Sacks	Int	QP	PBU	CF-RF
2011	9-0	61	1	1	2	0-0	0-0	0-0	1	0	0-0
2012	13-11	512	27	22	49	8-25	2-16	0-0	10	1	0-1
2013	13-13	539	46	37	83	11-15	2-2	0-0	14	0	0-2
2014	13-13	530	37	36	73	10-40	1-11	0-0	12	0	2-1
Totals	48-37	1642	111	96	207	29-80	5-29	0-0	37	1	2-4

#32 CORBIN JENKINS • PK/P

- Graduated May 9, 2014 with a degree in civil engineering

#14 MARTIN JENKINS • CB

- Signed a free-agent contract with the New York Jets, 2015
- Graduated Aug. 8, 2014 with a degree in sociology

Year	G-S	Snaps	Hit	Ast	Tot	TFL	Sacks	Int	QP	PBU	CF-RF
2010	11-0	62	8	1	9	0-0	0-0	0-0	0	1	0-0
2011	14-3	304	17	10	27	1-2	0-0	0-0	1	6	0-0
2013	13-4	311	20	6	26	1-4	0-0	1-52	0	3	0-0
2014	4-1	61	4	0	4	2-8	1-7	0-0	0	0	0-0
Totals	42-8	738	49	17	66	4-14	1-7	1-52	1	10	0-0

#84 ANDREW MAASS • WR

- Graduated May 8, 2015 with a degree in mechanical engineering

Year	G-S	Snaps	Rec	Yds	Avg	TD	LG	Car	Yds	TD	LG
2012	3-0	8	0	0	---	0	---	0	0	0	---
2013	1-0	7	0	0	---	0	---	0	0	0	---
2014	4-0	40	1	-1	-1.0	0	-1	0	0	0	---
Totals	8-0	55	1	-1	-1.0	0	-1	0	0	0	---

#10 DAVID OLSON • QB

- Letterman, 2014
- Graduated from Stanford in 2014

#26 GARRY PETERS • CB

- Signed a free-agent contract with the Carolina Panthers, 2015
- First-Team All-ACC selection (coaches), 2014
- Second-Team All-ACC selection (media), 2014
- Medal of Honor Bowl invitee 2014
- Graduated May 8, 2015 with a degree in sociology

Year	G-S	Snaps	Hit	Ast	Tot	TFL	Sacks	Int	QP	PBU	CF-RF
2011	11-0	12	4	2	6	0-0	0-0	0-0	0	0	0-1
2012	12-5	522	13	7	20	0-0	0-0	1-3	0	8	0-0
2013	10-0	247	22	6	28	4-17	0-0	0-0	0	4	1-0
2014	12-12	691	45	7	52	8-30	2-12	1-12	2	15	1-0
Totals	45-17	1472	84	22	106	12-547	2-12	2-15	2	27	2-1

#92 BRADLEY PINION • P/PK

- Drafted in the fifth round by the San Francisco 49ers, 2015
- ESPN All-ACC Bowl Team, 2014

Year	G-S	P	Yds	Avg	-20	50+	TB	HB	LG	Net
2012	8-0	9	355	39.4	3	1	0	0	55	38.8
2013	13-13	56	2205	39.4	24	8	0	0	56	37.8
2014	13-12	75	3194	42.6	28	17	2	0	60	40.3
Totals	34-25	140	5754	41.1	55	26	2	0	60	39.2

#74 SPENCER REGION • OG

- Letterman, 2012,14
- Graduated May 8, 2015 with a degree in parks, recreation & tourism management

#83 DANIEL RODRIGUEZ • WR

- Armed Forces Merit Award winner by FWAA, 2014
- American Hero Award winner by Walter Camp Football Foundation, 2014
- Medal of Honor Bowl invitee, 2014
- Discover Orange Bowl-FWAA Courage Award winner, 2012
- USAA Athletic Inspiration Award winner, 2012
- Graduated Dec. 18, 2014 with a degree in parks, recreation & tourism management

Year	G-S	Snaps	Rec	Yds	Avg	TD	LG	Car	Yds	TD	PR
2012	13-0	46	3	10	3.3	0	10	0	0	0	0-0
2013	13-0	73	7	20	2.9	1	7	1	5	0	5-31
2014	13-1	69	1	9	9.0	0	9	0	0	0	1-26
Totals	39-1	188	11	39	3.5	1	10	1	5	0	6-57

#27 ROBERT SMITH • S

- Signed a free-agent contract with the Indianapolis Colts, 2015
- Medal of Honor Bowl invitee, 2014
- Graduated Dec. 18, 2014 with a degree in health science

Year	G-S	Snaps	Hit	Ast	Tot	TFL	Sacks	Int	QP	PBU	CF-RF
2011	14-1	59	7	2	9	0-0	0-0	1-0	0	0	1-0
2012	13-0	104	8	6	14	1-1	0-0	0-0	0	1	0-0
2013	13-13	814	60	19	79	2-3	1-1	1-28	0	5	0-1
2014	13-12	664	62	18	80	2-3	0-0	2-0	2	1	0-2
Totals	53-26	1641	137	45	182	6-7	1-1	4-28	2	7	1-3

#75 MICHAEL SOBESKI • LS


- Graduated Dec. 18, 2014 with a degree in mechanical engineering

#7 TONY STEWARD • LB

- Drafted in the sixth round by the Buffalo Bills, 2015
- Graduated Dec. 18, 2014 with a degree in parks, recreation & tourism management

Year	G-S	Snaps	Hit	Ast	Tot	TFL	Sacks	Int</
------	-----	-------	-----	-----	-----	-----	-------	-------

2014 REVIEW



DABO SWINNEY

THE HEAD COACH LED THE TIGERS TO A 40-6 WIN OVER NATIONAL POWER OKLAHOMA IN THE 2014 RUSSELL ATHLETIC BOWL, GIVING THE PROGRAM A FOURTH CONSECUTIVE 10-WIN SEASON AND THIRD STRAIGHT BOWL WIN.

NOTES

BOWL STREAK

Clemson has been to a bowl game every year since the 2005 season and has a streak of 10 consecutive years. That is tied for the 10th-longest streak in the nation. The streak began when the Tigers played a game in Orlando, Fla., in the Champs Sports Bowl, a 19-10 victory over Colorado.

The last year Clemson did not go to a bowl was 2004 despite the Tigers being bowl eligible that year. Therefore, Clemson has a streak of 16 consecutive years of bowl eligibility.

The ACC is well represented on the chart below. Florida State (33) has the longest streak, Virginia Tech is second (22) and Georgia Tech is tied for third (18).

LONGEST ACTIVE FBS BOWL STREAKS

Rk	School	Years	Streak
1.	Florida State	1982-14	33
2.	Virginia Tech	1993-14	22
3.	Georgia	1997-14	18
	Georgia Tech	1997-14	18
5.	Oklahoma	1999-14	16
6.	Louisiana State	2000-14	15
7.	Boise State	2002-14	13
	Wisconsin	2002-14	13
9.	Alabama	2004-14	11
10.	Clemson	2005-14	10
	Brigham Young	2005-14	10
	Oregon	2005-14	10

Note: Includes the 2014 season.

NATIONAL RANKINGS

Clemson was No. 15 in both the final AP and coaches polls and No. 17 in the final College Football Playoff poll. Clemson was ranked No. 16 in the preseason poll, so the Tigers finished better than their preseason ranking with the Russell Athletic Bowl win over Oklahoma. Clemson's highest ranking at any point in 2014 came in the final release for all three polls.

CLEMSON WEEKLY RANKINGS

Week	W-L	CFP	AP	Coaches
Pre.	0-0	NP	16	16
2.	0-1	NP	23	24
3.	1-1	NP	23	24
4.	1-1	NP	22	24
5.	1-2	NP	---	---
6.	2-2	NP	---	---
7.	3-2	NP	---	25
8.	4-2	NP	24	22
9.	5-2	NP	21	20
10.	6-2	21	22	21
11.	6-2	21	19	19
12.	7-2	19	18	17
13.	7-3	22	---	---
14.	8-3	21	23	24
15.	9-3	18	19	19
16.	9-3	17	18	18
Post.	10-3	NP	15	15

NP - no poll


SUCCESSFUL DECADE

Clemson has a 73.1 winning percentage (49-18) this decade, the second-highest mark in school history. There are many more games to be played this decade, but only the decade of the 1980s is better in terms of percentage.

CLEMSON'S RECORD BY DECADE

Rk	Decade	W-L-T	Win %	Winning Season
1.	1980s	87-25-4	76.7	9-0-1
2.	2010s	49-18-0	73.1	4-1-0
3.	1950s	64-32-5	65.8	7-2-1
4.	1890s	11-6-0	64.7	3-0-1
5.	1900s	40-21-7	64.0	7-1-2
6.	2000s	79-47-0	62.7	10-0-0
7.	1990s	69-47-1	59.4	6-3-1
8.	1930s	51-37-7	57.4	5-3-2
9.	1940s	51-38-5	55.9	4-5-1
10.	1910s	42-35-6	54.2	5-3-2
11.	1960s	50-48-2	51.0	5-2-3
12.	1970s	56-54-3	50.9	4-6-0
13.	1920s	41-47-5	46.8	5-5-0
	Totals	689-455-45	59.8	74-31-14

THE TIGER DEFENSE, LED BY ALL-AMERICAN VIC BEASLEY, PACED THE NATION IN TACKLES FOR LOSS FOR A SECOND STRAIGHT SEASON IN 2014.



DEFENSE THE BEST SINCE...

Clemson had the No. 1 total defense in the country in 2014, allowing 260.8 yards per game. It was Clemson's best figure since 1990, when the Tigers allowed just 219.2 yards per game. That is the only other time Clemson had the top total defense in the nation.

Category	2014	Best Since...
Total Defense	260.8	219.2 in 1990
Yards/Play	4.0	3.5 in 1990
Rushing Yards/Game	103.4	89.8 in 1997
Completion Percentage Defense	50.0	49.9 in 2000
Passing Yards/Game	157.4	154.5 in 1981
Scoring Defense	16.7	16.2 in 2006
Yards/Carry	3.0	2.8 in 1998

DEFENSE AMONG NATION'S BEST

Clemson's 2014 defense was among the best in the nation, and among the best in school history. The Tigers led the nation in nine categories. The list includes total defense (260.8), yards per play allowed (4.0), passing efficiency defense (98.3), third-down conversion defense (27.4), tackles for loss per game (10.1), and tackles for loss (557) and sack (356) yardage. Clemson finished in the top 10 in the nation in 19 categories.

TOP-20 DEFENSIVE RANKINGS

Category	Rank	Figure
Total defense	1	260.8
Yards per play	1	4.0
First downs per game	1	14.2
10-yard plays	1	125
Sack yardage	1	356
Passing efficiency	1	98.3
Third-down conversion percentage	1	27.4
Tackles for loss per game	1	10.1
Tackles for loss yards	1	557
Yards per carry	2	3.0
Pass yards per game	2	157.4
Yards per passing attempt	4	5.27
Three-and-outs per game	4	6.2
Sacks per game	6	3.5
Scoring defense	3	16.7
Rushing defense	5	103.4
Rushing touchdowns allowed	7	11
Touchdowns	8	27
20-yard plays	8	40
Red-zone scoring percentage	13	74.1

OCTOBER TO REMEMBER

Clemson had a 4-0 record in the month of October, and a strong defense had a lot to do with it. The Tigers allowed just 9.0 points per game, 213 yards per game, 10.8 first downs per game and 9-61 third-down conversions in October. Clemson was first in the nation in all of those categories.

The Tigers downed NC State 41-0 to open the month, Clemson's first shutout against an ACC team since 1998.

They followed that up with a 23-17 win over Louisville, who had the No. 1 total defense at the time.

The Tigers then downed Boston College, who was eighth in total defense in the nation, by a score of 17-13 on the road in Chestnut Hill. Clemson closed the month with a 16-6 victory at home over Syracuse. The Tigers held the Orange under 100 yards in both rushing and passing.

TIGER DEFENSE IN OCTOBER

Category	Figure	NR
Scoring defense	9.0	1
Total defense	212.8	1
First downs	10.8	1
Completion percentage	41.2	2
Third-down conversion percentage	14.8	1
Yards per play	3.5	2
Passing defense	118.0	3
Rushing touchdowns	1	3
Yards per passing attempt	4.9	4
Tackles for loss	10.0	4



CLEMSON LED THE NATION IN TOTAL DEFENSE FOR THE FIRST TIME SINCE 1990. CORNERBACK GARRY PETERS WAS A BIG FACTOR IN CLEMSON'S SUCCESS.



NOTES

Passing efficiency	88.2	5
Sacks	4.3	5
NR - national ranking		

FIRST-DOWN MARGIN

Most coaches talk about the importance of turnover margin as the key statistic in determining the outcome of a game. Under Head Coach Dabo Swinney, Clemson is 36-4 when it wins the turnover margin and 10-15 when it loses the turnover margin.

There are other statistics that are even bigger indicators in the Swinney era. Clemson is 48-4 under Swinney when it has more first downs than the opposition, including 38-0 the last four years. The streak is actually 39 straight wins when the Tigers have more first downs dating to the 2010 Florida State game, when Clemson had a 25-16 advantage in that area, but lost the game 16-13.

Total offense is also a big indicator. Clemson is 54-5 under Swinney when winning the total offense statistic. The 2014 senior class was 39-2 when it had more yardage than the opponent.

FRESHMEN COULD SEE TIME ON O-LINE

Dabo Swinney recruited some of the more high profile offensive linemen in the country last year (including first-team USA Today All-American Mitch Hyatt), and as many as four could see playing time in 2015.

It is a rarity to see true freshmen play on the offensive line. In fact, since 1986, only five have played as many as 97 snaps in a season. Barry Richardson played all 11 games, with seven starts and 471 snaps as a true freshman in 2004, more than any lineman since 1986.

Other than Richardson, the only true freshman offensive lineman since 1986 to start a game was Stacy Long. As a true freshman in 1986, Long played six games and started one, at Georgia. He played only 53 snaps.

MOST PLAYS BY TRUE FRESHMEN OL

Player	Year	GP-GS	Plays
Barry Richardson	2004	11-7	471
Akil Smith	1998	10-0	240
Antoine McClain	2008	13-0	149
Brandon Pilgrim	2003	11-0	145
Marion Dukes	2003	10-0	97

Note: List has been compiled only since 1986.

SIX SOPHOMORES & FRESHMEN SCORE TDs

Everyone knew Clemson would have a different look when it came to the receiver position in 2014 with Sammy Watkins and Martavis Bryant both moving on to the NFL. The young Clemson wideouts handled themselves very well, and that was especially the case against North Carolina.

Clemson scored six touchdowns in the 50-35 win, and all six were scored on receptions by freshmen and sophomores. The group combined for 20 receptions for 363 yards and six touchdowns.

Sophomore Germone Hopper had three catches for 139 yards, including a 74-yard receiving touchdown and a 50-yard touchdown catch. It was the second game in his career that he had two receiving touchdowns. Sophomore Mike Williams added six catches for 122 yards and two touchdowns.

Freshman Artavis Scott had a team-high eight catches for 66 yards and a touchdown, while sophomore tight end Jordan Leggett had just one catch, but it went for a touchdown.

50 FIRST

Clemson had never scored exactly 50 points in a game prior to September 27 when the Tigers defeated North Carolina 50-35 at Memorial Stadium. The 50th point was scored by Ammon Lakip after a receiving touchdown by Jordan Leggett with 5:56 left in the game.

Now, the only point totals under 60 Clemson has never scored are one and four. Obviously each number is fairly difficult to finish a game with. Clemson did score exactly two points against Georgia Tech in 1933 and had five

points in 1912 against Georgia.

Clemson has now scored 50 or more points in a game 65 times, including 12 times the last four years. In 2013, the Tigers had a school-record five games in which they scored 50+ points. That included a streak of three games in a row with 50+ points in consecutive wins over Virginia, Georgia Tech and The Citadel.

FOUR FIRST-TEAM ALL-ACC TIGERS

Defensive players Vic Beasley, Grady Jarrett, Garry Peters and Stephone Anthony all were named First-Team All-ACC by the league's coaches. Clemson had the most first-team selections on defense.

Beasley was named ACC Defensive Player-of-the-Year by the coaches. The graduate defensive end was named ACC Defensive Player-of-the-Year by the media as well.

Wide receivers Artavis Scott and Mike Williams were named Second-Team All-ACC by the media and Third-Team All-ACC by the coaches.

FRESHMAN WIDEOUTS

Freshman pass catchers (including running backs) combined for 117 receptions for 1,238 yards and nine touchdowns in 2014. The reception total was fifth-most in the nation and the yardage total was eighth-most.

Artavis Scott led the way with 76 catches for 965 yards and eight touchdowns. Wayne Gallman had 24 receptions for 108 yards and a touchdown. Adam Choice had nine catches for 90 yards, Demarre Kitt had five for 47 yards and Adrien Dunn three receptions for 28 yards.

Tulane freshmen had a national-high 159 receptions. Virginia Tech freshmen were second with 146 for a national-high 1,717 yards.

SCOTT & WILLIAMS DUO

The receiving duo of Artavis Scott and Mike Williams combined for 1,995 receiving yards in 2014, the fourth-best duo in Tiger history. The record was established in 2013, when Sammy Watkins and Martavis Bryant combined for 2,292 yards. Both are now in the NFL and combined for 14 touchdowns in 2014.

CLEMSON'S BEST RECEIVING DUOS

Rk	Year	No. 1 Receiver (Yards)	No. 2 Receiver (Yards)	Total
1.	2013	Sammy Watkins (1,464)	Martavis Bryant (828)	2292
2.	2011	Sammy Watkins (1,219)	DeAndre Hopkins (978)	2197
3.	2012	DeAndre Hopkins (1,405)	Sammy Watkins (708)	2113
4.	2014	Mike Williams (1030)	Artavis Scott (965)	1995
5.	2003	Derrick Hamilton (1,026)	Kevin Youngblood (897)	1923
6.	1999	Rod Gardner (1,084)	Brian Wofford (793)	1877
7.	2007	Aaron Kelly (1,081)	Tyler Grisham (653)	1734

FRESHMEN TOP RUSHER & RECEIVER

Wayne Gallman was Clemson's top rusher with 769 yards and Artavis Scott was Clemson's top receiver with 76 receptions. Both were freshmen in 2014. It was just the third time in school history (1943, 1990) that

freshmen led the team in rushing yards and receptions in the same season.

In 1943, Jim Whitmire was the top rusher (376) and Eddis Freeman was the top receiver (8). Clemson had nothing but freshmen and sophomores on the team that year, as the U.S. Armed Services had drafted virtually all of the squad's upperclassmen.

In 1990, Ronald Williams was a first-year freshman who had a team-high 941 rushing yards. He was named ACC Rookie-of-the-Year. Terry Smith, a redshirt freshman, was Clemson's leading receiver with 34 catches for 480 yards. His yardage total was also a team high that year.

ALEXANDER'S HIDDEN STATS

Redshirt freshman cornerback Mackensie Alexander started all 13 games in 2014, the first freshman to start 13 games at cornerback in school history. He posted 22 tackles and six passes broken up, with no interceptions.

Not gaudy stats for traditional categories, but he had some hidden numbers that were outstanding, one of the reasons he is considered a preseason All-American.

Alexander was on the field for 374 opponent pass plays in 2014, but only 57 were thrown in his direction. Only 20 of the 57 were caught for 280 yards, 4.91 yards per pass attempt. He allowed just two touchdown passes all year, none in the last nine games of the season.

ALEXANDER'S HIDDEN STATS, 2014


Opponent	Total Plays	Pass Plays	Comp	Att	Yds	TD
Georgia	60	#19	2	2	9	0
SC State	31	#16	1	1	2	0
Florida State	66	#39	3	9	102	1
North Carolina	81	#50	4	7	51	1
NC State	45	#17	0	2	0	0
Louisville	69	#29	0	3	0	0
Boston College	54	#19	1	4	-2	0
Syracuse	62	#28	0	3	0	0
Wake Forest	69	#35	0	2	0	0
Georgia Tech	49	#10	3	6	52	0
Georgia State	61	#32	1	6	17	0
South Carolina	74	#43	4	5	36	0
Oklahoma	45	#37	1	7	13	0
Totals	766	#374	20	57	280	2

#- Opponent pass plays when Alexander was on the field

BEASLEY A FINALIST FOR THREE AWARDS

Defensive end Vic Beasley was a finalist for three different national awards in 2014. The graduate was one of six finalists for the Hendricks Award, which goes to the top defensive end in the nation, one of four finalists for the Lombardi Award, which goes to the top lineman, and one of three finalists for the Bednarik Award, which goes to the top defensive player.

It was the fourth time in the last five years Clemson has had a finalist for the Hendricks Award. Da'Quan Bowers won the honor in 2010. Andre Branch was a finalist in 2011, while Beasley was a finalist in 2013 and 2014.



ARTAVIS SCOTT WAS CLEMSON'S TOP RECEIVER AS A FRESHMAN IN 2014, TALLING 76 CATCHES FOR 965 YARDS.

NOTES

Beasley became the first Tiger since Da'Quan Bowers in 2010 to be a finalist for the Bednarik Award and Lombardi Award.

The Adairsville, Ga., native led the ACC in tackles for loss (21.5) and sacks (12). He was named ACC Defensive Lineman-of-the-Week against South Carolina when he had three tackles for loss and two sacks.

Beasley was a major reason Clemson led the nation in total defense, passing defense and tackles for loss, and was in the top 10 in rushing defense and scoring defense. He finished his career with 33 sacks, the Clemson record and most among all active FBS players through 2014.

Beasley's 52.5 career tackles for loss accounted for 306 negative yards, more than any other active FBS player through the end of his career.

BEASLEY SETS CAREER SACK RECORD

Vic Beasley became Clemson's career leader in sacks when he had one in the win over Louisville on October 11. It gave him eight for the season and 29 for his career.

Beasley went ahead of all-time greats Michael Dean Perry and the late Gaines Adams in setting the record. Perry and Adams both had 28 in their respective careers. Perry was on the sidelines for the game.

Beasley had a remarkable run to the record when you consider he started just 25 games in his career. All 33 of his sacks came in his last 39 games. It is amazing to think that in 2010, he was the scout-team quarterback as the Tigers prepared to play Georgia Tech.

CLEMSON CAREER SACKS LEADERS

Rk	Player, Pos.	Years	Sacks
1.	Vic Beasley, DE	2011-14	33.0
2.	Michael Dean Perry, DT	1984-87	28.0
	Gaines Adams, DE	2003-06	28.0
4.	William Perry, MG	1981-84	27.0
5.	Adrian Dingle, DE	1995-98	23.0
	Keith Adams, LB	1998-00	23.0
7.	Brentson Buckner, DT	1990-93	22.0
	Bryant McNeal, DE	1999-02	22.0
9.	Chester McGlockton, DT	1989-91	20.5
10.	Da'Quan Bowers, DE	2008-10	19.5

NORTON ON RIMINGTON WATCH LIST

Clemson center Ryan Norton is one of four ACC players named to the 2015 Rimington Trophy Spring Watch List. The award honors the top center in college football.

The native of Simpsonville, S.C., is a veteran of 38 games over the last three years, including 24 as a starter. He has played 1,855 career snaps and has 49 knockdown blocks. He started 11 games last year and played 737 snaps.

Norton has been a big reason Clemson has won 32 games and finished in the top 15 of the final polls over the last three seasons. This is the second straight year he has been a Rimington Award Watch List member.

No Clemson player has won the Rimington Award, but two players have been finalists twice apiece. Kyle Young was a finalist in 2000 and 2001, and Dalton Freeman was a finalist in 2011 and 2012.

PINION BREAKS OWN RECORD

Bradley Pinion had three punts inside the 20 in the win over Georgia State on November 22 and had a school-record 28 for the 2014 season. He broke the record in that Georgia State game, one more than he had in 2013 and the total (24) Kevin Laird had in 1996.

In Pinion's first 102 punts as a Tiger, he had 42 punts inside the 20 and no touchbacks. The streak was broken at Boston College on October 25. He finished his brilliant three-year career (he left early for the NFL Draft and was a fifth-round selection) with only two touchbacks.

SCOTT AMONG ACC'S BEST FRESHMEN

Freshman Artavis Scott had 76 receptions for 965 yards and a team-high eight touchdowns. He led ACC freshmen in all three categories, and was third in the nation among freshmen in receptions per game.

His reception and yardage totals are both third-highest in ACC history among freshmen. He passed NC State's Koren Robinson for fourth in yardage in the Russell Athletic Bowl. One of the players ahead of Scott in both areas is former Tiger and fellow Florida native Sammy

Watkins, who had 82 catches for 1,219 yards and 11 touchdowns as a freshman in 2011.

ACC FRESHMAN RECEPTION LEADERS

Rk	Player	School	Year	Rec.
1.	Tyler Boyd	Pittsburgh	2013	85
2.	Sammy Watkins	Clemson	2011	82
3.	Artavis Scott	Clemson	2014	76
4.	Quinshad Davis	North Carolina	2012	61
5.	Wali Lundy	Virginia	2002	58
	Frank Wyckek	Maryland	1990	58

ACC FRESHMAN RECEPTION YARDAGE LEADERS

Rk	Player	School	Year	Yards
1.	Sammy Watkins	Clemson	2011	1219
2.	Tyler Boyd	Pittsburgh	2013	1174
3.	Artavis Scott	Clemson	2014	965
4.	Koren Robinson	NC State	1999	853
5.	Stefon Diggs	Maryland	2012	848

STOUDT WINS LEATHER HELMET AWARD

Cole Stoudt proudly donned the Leather Helmet Award in the locker room at Alumni Stadium in Chestnut Hill after Clemson's 17-13 victory at Boston College on October 18. The Leather Helmet Award goes to the MVP based on a vote of the media covering the Clemson vs. Boston College game each year.

Stoudt had a career-high 29 completions in 45 attempts for 285 yards in the victory in a game that was dominated by defense most of the day. Stoudt also had 23 rushing yards, giving him 308 yards of total offense against a team that was ninth in the nation in total defense at the time.

While he did not throw a touchdown pass, the senior quarterback connected on many timely aerials, none more important than his 32-yard strike down the sideline to Mike Williams on a third-down play in the fourth quarter after Boston College had taken a 13-10 lead. It kept the drive alive, as the Tigers went on to score a touchdown to take a 17-13 lead.

Stoudt was just the second quarterback to win the Leather Helmet Award, joining Tajh Boyd, who took the honor in Clemson's win in Chestnut Hill in 2012.

SWINNEY A DODD FINALIST

Head Coach Dabo Swinney was one of 12 finalists for the 2014 Bobby Dodd National Coach-of-the-Year Award. In his seven seasons (six full seasons) at the helm of the Tiger program, Swinney has led his teams to seven postseason bowl games. Swinney won the same award in 2011 after his team won the ACC Championship and earned a trip to the Orange Bowl. His 2014 senior class won 42 games, the most in school history.

SWINNEY ESTABLISHES ACC RECORD

Head Coach Dabo Swinney established an ACC record for wins by a league coach through seven years with a league program with Clemson's win over Georgia State on November 22.

Swinney has a 61-26 record, three more than Jerry Claiborne had in his first seven years at Maryland. Claiborne was 58-23-2 in his first seven years (1972-78) in College Park.


ACC RECORD FOR WINS THROUGH SEVEN YEARS

Rk	Head Coach	School	Years	W-L
1.	Dabo Swinney	Clemson	2008-14	61-26
2.	Jerry Claiborne	Maryland	1972-78	58-23-2
	Paul Johnson	Georgia Tech	2008-14	58-34
4.	Danny Ford	Clemson	1979-85	57-21-2
5.	Dick Crum	North Carolina	1978-83	56-24-1
	Ralph Friedgen	Maryland	2001-07	56-31
7.	Tommy Bowden	Clemson	1999-05	52-33
	Dick Sheridan	NC State	1986-92	52-29-3
	George O'Leary	Georgia Tech	1995-01	52-33
	Jimbo Fisher	Florida State	2010-14	52-10

SWINNEY IN TOP 10


Head Coach Dabo Swinney is seventh in ACC history in winning percentage with a 70.1 mark (61-26). That is third-best in Clemson history, as Danny Ford is first

COLE STOUDT WON THE LEATHER HELMET AWARD IN 2014 FOR HIS PERFORMANCE IN THE WIN OVER BOSTON COLLEGE. HE HAD 308 YARDS OF TOTAL OFFENSE AGAINST THE EAGLES.



NOTES

DABO SWINNEY HAS 11 WINS OVER TOP-25 TEAMS, THIRD-MOST IN SCHOOL HISTORY.



(76.0) and Ken Hatfield is second (70.7). Jimbo Fisher (Florida State) is first at 84.1 (58-11).

TOP COACHING WINNING % IN ACC HISTORY

Rk	Head Coach	School	W-L	Win %
1.	Jimbo Fisher	Florida State	58-11	84.1
2.	Bobby Bowden	Florida State	173-53-1	76.4
3.	Danny Ford	Clemson	96-29-4	76.0
4.	Frank Beamer	Virginia Tech	100-38	73.1
5.	Lou Holtz	NC State	33-12-3	71.9
6.	Ken Hatfield	Clemson	32-13-1	70.7
7.	Dabo Swinney	Clemson	61-26	70.1
8.	Jim Tatum	Maryland, North Carolina	41-19-2	67.7
9.	Jerry Claiborne	Maryland	72-37-3	65.6
10.	Dick Sheridan	NC State	52-29-3	63.7

Note: Minimum four years.

SWINNEY'S SUCCESS

Since Dabo Swinney became head coach at Clemson in the middle of the 2008 season, he has seven wins over SEC teams. That is the most in the nation among non-SEC coaches. Swinney is first with seven, followed by Jimbo Fisher (Florida State) with five and Charlie Strong (Texas) and Paul Johnson (Georgia Tech) with four apiece.

Four of Swinney's seven wins over SEC teams have been against top-25 SEC squads, also more than any

other non-SEC coach. Since 2011, top-25 SEC teams have lost just 10 games to non-SEC teams, and four of the 10 have come against Swinney's Tigers.

SWINNEY'S 11 TOP-25 WINS

Year	Opponent	AP-USA	Score
2009	at Miami (Fla.)	8-9	40-37
2010	NC State	23-25	14-13
2011	Auburn	21-19	38-24
2011	Florida State	11-14	35-30
2011	at Virginia Tech	11-10	23-3
2011	Virginia Tech	5-3	38-10
2012	Auburn	NR-25	26-19
2012	Louisiana State	9-7	25-24
2013	Georgia	5-5	38-35
2013	Ohio State	7-6	40-35
2014	Oklahoma	NR-24	40-6

Note: Home wins in bold.

MOST TOP-25 WINS BY A TIGER COACH

Rk	Head Coach	Years	Wins
1.	Danny Ford	1979-89	20
2.	Tommy Bowden	1999-08	13
3.	Dabo Swinney	2008-14	11
4.	Frank Howard	1940-69	9
5.	Ken Hatfield	1990-93	8
6.	Tommy West	1994-98	4
7.	Charley Pell	1977,78	2
8.	Jess Neely	1931-40	1
	Hootie Ingram	1970-73	1

WATSON EFFICIENT

Deshaun Watson had a passing efficiency of 188.6, a figure that led the nation in 2014 among players with 125+ passing attempts.

Watson does not show up in the official NCAA stats because he played in only eight of the 13 games, short of what is necessary to qualify.

Watson's passing efficiency was higher than Heisman Trophy winner Marcus Mariota (Oregon), who had a 181.7 figure. Watson's 188.6 mark would also be a Clemson record and an ACC record.


NATIONAL LEADERS IN PASSING EFFICIENCY

Rk	Player	School	Cmn.	Att.	Yards	INT	TD	Eff.
1.	Deshaun Watson	Clemson	93	137	1466	2	14	188.6
2.	Marcus Mariota	Oregon	304	445	4454	4	42	181.7
3.	J.T. Barrett	Ohio State	203	314	2834	10	34	169.8
4.	Brandon Doughty	Western Kentucky	375	552	4830	10	49	167.1
5.	Cody Kessler	Southern California	315	452	3826	5	39	167.1

Note: Minimum 125 attempts.

WILLIAMS POSTED 1,000-YARD SEASON

Sophomore Mike Williams posted 1,030 receiving



MIKE WILLIAMS HAD THE EIGHTH 1,000-YARD RECEIVING SEASON IN CLEMSON HISTORY IN 2014.

yards in 2014, becoming the sixth Tiger to reach 1,000 receiving yards in a season. Sammy Watkins and Rod Gardner each did it twice. DeAndre Hopkins had 1,405 receiving yards in 2012 and missed the 1,000-yard mark by just 22 yards in 2011.

A look to the following list shows that eight 1,000-yard seasons have been recorded since 1999.

CLEMSON SEASON RECEIVING YARDAGE LEADERS

Rk	Player	Year	GP	Rec.	Yards
1.	Sammy Watkins	2013	13	101	1464
2.	DeAndre Hopkins	2012	13	82	1405
3.	Sammy Watkins	2011	13	82	1219
4.	Rod Gardner	1999	12	80	1084
5.	Aaron Kelly	2007	13	88	1081
6.	Rod Gardner	2000	12	58	1050
7.	Mike Williams	2014	13	57	1030
8.	Derrick Hamilton	2003	13	62	1026
9.	DeAndre Hopkins	2011	14	72	978
10.	Perry Tuttle	1980	11	53	915

2014 FINAL POLLS

ASSOCIATED PRESS

Rk	Team	W-L	Points	Pvs
1.	Ohio State (59)	14-1	1475	5
2.	Oregon	13-2	1402	3
3.	TCU	12-1	1349	6
4.	Alabama	12-2	1297	1
5.	Florida State	13-1	1212	2
	Michigan State	11-2	1212	7
7.	Baylor	11-2	1098	4
8.	Georgia Tech	11-3	1071	10
9.	Georgia	10-3	925	13
10.	UCLA	10-3	908	14
11.	Mississippi State	10-3	767	8
12.	Arizona State	10-3	756	15
13.	Wisconsin	11-3	724	17
14.	Missouri	11-3	710	16
15.	Clemson	10-3	683	18
16.	Boise State	12-2	653	21
17.	Mississippi	9-4	543	9
18.	Kansas State	9-4	509	11
19.	Arizona	10-4	499	12
20.	Southern California	9-4	315	24
21.	Utah	9-4	302	23
22.	Auburn	8-5	216	19
23.	Marshall	13-1	161	---
24.	Louisville	9-4	116	20
25.	Memphis	10-3	94	---

USA TODAY

Rk	Team	W-L	Points	Pvs
1.	Ohio State (62)	14-1	1550	4
2.	Oregon	13-2	1477	3
3.	TCU	12-1	1408	6
4.	Alabama	12-2	1363	1
5.	Michigan State	11-2	1282	7
6.	Florida State	13-1	1262	2
7.	Georgia Tech	11-3	1136	9
8.	Baylor	11-2	1135	5
9.	Georgia	10-3	1018	13
10.	UCLA	10-3	909	15
11.	Missouri	11-3	907	14
12.	Mississippi State	10-3	799	8
13.	Wisconsin	11-3	765	17
14.	Arizona State	10-3	750	16
15.	Clemson	10-3	733	18
16.	Boise State	12-2	627	21
17.	Arizona	10-4	574	11
18.	Kansas State	9-4	556	10
19.	Mississippi	9-4	444	12
20.	Utah	9-4	331	25
21.	Southern California	9-4	297	---
22.	Marshall	13-1	178	---
23.	Auburn	8-5	167	19
24.	Louisville	9-4	113	20
25.	Memphis	10-3	93	---

COLLEGE FOOTBALL PLAYOFF

Rk	Team	W-L	Pvs
1.	Alabama	12-2	1
2.	Oregon	13-2	2
3.	Florida State	13-1	4
4.	Ohio State	14-1	5
5.	Baylor	11-2	6
6.	TCU	12-1	3
7.	Mississippi State	10-3	10
8.	Michigan State	11-2	8
9.	Mississippi	9-4	12
10.	Arizona	10-4	7
11.	Kansas State	9-4	9
12.	Georgia Tech	11-3	11
13.	Georgia	10-3	14
14.	UCLA	10-3	15
15.	Arizona State	10-3	17
16.	Missouri	11-3	16
17.	Clemson	10-3	18
18.	Wisconsin	11-3	13
19.	Auburn	8-5	19
20.	Boise State	12-2	22
21.	Louisville	9-4	21
22.	Utah	9-4	23
23.	Louisiana State	8-5	24
24.	Southern California	9-4	25
25.	Minnesota	8-5	---

Note: Standings were entering the bowl season.

STATS

10-3 OVERALL, 6-2 ACC, 7-0 HOME, 2-3 AWAY, 1-0 NEUTRAL, 7-2 DAY, 3-1 NIGHT, 0-1 OVERTIME

TEAM STATS

	CU	Opp.
TOTAL OFFENSE	5308	3390
Total Plays	990	841
Touchdowns	43	23
Yards Per Play	5.4	4.0
Yards Per Game	408.3	260.8
RUSHING YARDS	1904	1344
Carries	539	453
Touchdowns	20	11
Yards Per Carry	3.5	3.0
Yards Per Game	146.5	103.4
PASSING YARDS	3404	2046
Attempts	451	388
Completions	292	194
Had Intercepted	12	12
Touchdowns	23	12
Completion Percentage	64.7	50.0
Yards Per Attempt	7.55	5.27
Yards Per Completion	11.7	10.5
Efficiency	139.7	98.3
Yards Per Game	261.8	157.4
PUNTING YARDS	3306	4580
Number of Punts	78	105
Average Punt	42.4	43.6
Had Blocked	0	0
Net Punting	40.2	41.7
PUNT RETURN YARDS	199	174
Number of Returns	35	27
Touchdowns	1	0
Average Return	5.7	6.4
INTERCEPTION RETURN YARDS	213	198
Number of Interceptions	12	12
Touchdowns	2	2
Return Yards Per Interception	17.8	16.5
FUMBLE RETURN YARDS	52	35
Number of Returns	3	1
Touchdowns	1	1
Average Return	17.3	35.0
TOTAL RETURN YARDS	464	407
MISCELLANEOUS YARDS	0	12
KICKOFF RETURN YARDS	544	816
Number of Returns	29	41
Touchdowns	0	1
Average Return	18.8	19.9
FIRST DOWNS	267	185
By Rushing	105	86
By Passing	145	81
By Penalty	17	18
Per Game	20.5	14.2
PENALTIES (#-Yards)	52-450	79-601
Penalties Per Game	4.0	6.1
Penalty Yards Per Game	34.6	46.2
FUMBLES (#-Lost)	14-6	24-12
TURNOVERS	18	24
Points Off Turnovers	76	55
AVERAGE STARTING FIELD POSITION	C30	O28
SACKS (#-Yards)	45-356	27-196
THIRD-DOWN CONVERSIONS	93-222	54-197
Percentage	41.9	27.4
FOURTH-DOWN CONVERSIONS	5-14	5-15
Percentage	35.7	33.3
TIME OF POSSESSION	408:03	371:57
Per Game	31:23	28:37

TEAM SCORING

	CU	Opp.
POINTS	401	217
Points Per Game	30.8	16.7
TOUCHDOWNS	48	27
By Rushing	20	11
By Passing	23	12
By Return	4	4
By Recovery	1	0
FIELD GOALS	21-28	11-15
PAT (Kicks)	46-48	22-24
PAT (Runs)	0-0	0-2
PAT (Passes)	0-0	0-0
PAT (Returns)	0	0
SAFETIES	2	0

SCORING BY QUARTERS

	1st	2nd	3rd	4th	OT	Tot
CLEMSON	96	145	86	74	0	401
Opponents	43	47	47	74	6	217

OFFENSIVE STATS

#	RUSHING	G-S	Car	Gain	Loss	Net	Y/C	C/G	Y/G	TD	10+	20+	LG
9	Wayne Gallman, RB	13-9	161	804	35	769	4.8	12.4	59.2	4	19	6	34
32	C.J. Davidson, RB	13-1	64	261	13	248	3.9	4.9	19.1	3	4	1	32
26	Adam Choice, RB	6-0	50	233	15	218	4.4	8.3	36.3	1	7	1	34
4	Deshaun Watson, QB	8-5	63	263	63	200	3.2	7.9	25.0	5	6	0	17
22	D.J. Howard, RB	10-2	50	208	13	195	3.9	5.0	19.5	3	4	1	20
23	Tyshon Dye, RB	4-0	32	152	1	151	4.7	8.0	37.8	2	3	0	18
18	Cole Stoudt, QB	13-8	69	222	129	93	1.3	5.3	7.2	1	6	0	18
40	Kurt Fleming, RB	4-0	9	54	5	49	5.4	2.3	12.3	0	1	1	30
38	Alex Goode, RB	2-0	8	24	0	24	3.0	4.0	12.0	0	0	0	7
3	Artavis Scott, WR	13-6	6	26	8	18	3.0	0.5	1.4	0	0	0	7
13	Adam Humphries, WR	13-12	5	10	5	5	1.0	0.4	0.4	1	0	0	6
5	Germone Hopper, WR	13-3	1	0	0	0	0.0	0.1	0.0	0	0	0	0
12	Nick Schuessler, QB	5-0	7	17	27	-10	-1.4	1.4	-2.0	0	1	0	12
	TEAM	13-13	14	0	56	-56	-4.0	1.1	-4.3	0	0	0	-1
	CLEMSON	13-13	539	2274	370	1904	3.5	41.5	146.5	20	51	10	34
	Opponents	13-13	453	1923	579	1344	3.0	34.8	103.4	11	54	15	65

#	PASSING	G-S	Cm-Att-I	Yards	TD	LG	20+	Cm%	Y/A	Y/C	Y/G	Eff
18	Cole Stoudt, QB	13-8	191-302-10	1892	9	69	22	63.2	6.26	9.9	145.5	119.1
4	Deshaun Watson, QB	8-5	93-137-2	1466	14	74	27	67.9	10.70	15.8	183.3	188.6
12	Nick Schuessler, QB	5-0	7-8-0	47	0	17	0	87.5	5.88	6.7	9.4	136.9
	TEAM	13-13	0-1-0	0	0	---	0	0.0	0.00	---	0.0	0.0
10	David Olson, QB	3-0	1-3-0	-1	0	-1	0	33.3	-0.33	-1.0	-0.3	30.5
	CLEMSON	13-13	292-451-12	3404	23	74	49	64.7	7.55	11.7	261.8	139.7
	Opponents	13-13	194-388-12	2046	12	75	25	50.0	5.27	10.5	157.4	98.3

#	RECEIVING	G-S	Rec	Yards	Y/Rec	Rec/G	Y/G	TD	20+	LG
3	Artavis Scott, WR	13-6	76	965	12.7	5.8	74.2	8	12	70
7	Mike Williams, WR	13-11	57	1030	18.1	4.4	79.2	6	20	56
13	Adam Humphries, WR	13-12	30	204	6.8	2.3	15.7	0	1	25
5	Germone Hopper, WR	13-3	27	331	12.3	2.1	25.5	3	6	74
9	Wayne Gallman, RB	13-9	24	108	4.5	1.8	8.3	1	0	18
16	Jordan Leggett, TE	11-7	14	161	11.5	1.3	14.6	1	3	21
19	Charone Peake, WR	7-4	12	129	10.8	1.7	18.4	2	2	30
26	Adam Choice, RB	6-0	9	90	10.0	1.5	15.0	0	0	16
81	Stanton Seckinger, TE	12-1	9	122	13.6	0.8	10.2	1	2	45
32	C.J. Davidson, RB	13-1	9	60	6.7	0.7	4.6	0	0	14
89	Jay Jay McCullough, TE	9-2	7	96	13.7	0.8	10.7	1	2	34
22	D.J. Howard, RB	10-2	7	23	3.3	0.7	2.3	0	0	8
8	Demarre Kitt, WR	9-0	5	47	9.4	0.6	5.2	0	1	27
82	Adrien Dunn, WR	4-0	3	28	9.3	0.8	7.0	0	0	17
84	Andrew Maass, WR	4-0	1	-1	-1.0	0.3	-0.3	0	0	-1
86	Sam Cooper, TE	9-5	1	2	2.0	0.1	0.2	0	0	2
83	Daniel Rodriguez, WR	13-1	1	9	9.0	0.1	0.7	0	0	9
	CLEMSON	13-13	292	3404	11.7	22.5	261.8	23	49	74
	Opponents	13-13	194	2046	10.5	14.9	157.4	12	25	75

#	TOTAL OFFENSE	G-S	PL	Rush	Pass	Total	Y/PL	TDR	Y/G
18	Cole Stoudt, QB	13-8	371	93	1892	1985	5.4	10	152.7
4	Deshaun Watson, QB	8-5	200	200	1466	1666	8.3	19	208.3
9	Wayne Gallman, RB	13-9	161	769	---	769	4.8	4	59.2
32	C.J. Davidson, RB	13-1	64	248	---	248	3.9	3	19.1
26	Adam Choice, RB	6-0	50	218	---	218	4.4	1	36.3
22	D.J. Howard, RB	10-2	50	195	---	195	3.9	3	19.5
23	Tyshon Dye, RB	4-0	32	151	---	151	4.7	2	37.8
40	Kurt Fleming, RB	4-0	9	49	---	49	5.4	0	12.3
12	Nick Schuessler, QB	5-0	15	-10	47	37	2.5	0	7.4
38	Alex Goode, RB	2-0	8	24	---	24	3.0	0	12.0
3	Artavis Scott, WR	13-6	6	18	---	18	3.0	0	1.4
13	Adam Humphries, WR	13-12	5	5	---	5	1.0	1	0.4
5	Germone Hopper, WR	13-3	1	0	---	0	0.0	0	0.0
10	David Olson, QB	3-0	3	---	-1	-1	-0.3	0	-0.3
	TEAM	13-13	15	-56	0	-56	-3.7	0	4.3
	CLEMSON	13-13	990	1904	3404	5308	5.4	43	408.3
	Opponents	13-13	841	1344	2046	3390	4.0	23	260.8

#	ALL-PURPOSE	G-S	PL	Rush	Rec	PR	KOR	IR	Total	TD	Y/G
7	Mike Williams, WR	13-11	57	---	1030	---	---	---	1030	6	79.2
3	Artavis Scott, WR	13-6	83	18	965	---	19	---	1002	8	77.1
9	Wayne Gallman, RB	13-9	185	769	108	---	---	---	877	5	67.5
15	T.J. Green, S	11-1	22	---	---	---	445	-3	442	0	40.2
13	Adam Humphries, WR	13-12	67	5	204	178	15	---	402	2	30.9
32	C.J. Davidson, RB	13-1	76	248	60	---	39	---	347	3	26.7
5	Germone Hopper, WR	13-3	29	0	331	-6	---	---	325	3	25.0
26	Adam Choice, RB	6-0	59	218	90	---	---	---	308	1	51.3
22	D.J. Howard, RB	10-2	57	195	23	---	---	---	218	3	21.8
4	Deshaun Watson, QB	8-5	63	200	---	---	---	---	200	5	25.0
16	Jordan Leggett, TE	11-7	14	---	161	---	---	---	161	1	14.6
23	Tyshon Dye, RB	4-0	32	151	---	---	---	---	151	2	37.8
19	Charone Peake, WR	7-4	12	---	129	---	---	---	129	2	18.4
81	Stanton Seckinger, TE	12-1	9	---	122	---	---	---	122	1	10.2
89	Jay Jay McCullough, TE	9-2	7	---	96	---	---	---	96	1	10.7
18	Cole Stoudt, QB	13-8	69	93	---	---	---	---	93	1	7.2
18	Jadar Johnson, S	13-1	2	---	---	---	---	84	84	1	6.5
40	Kurt Fleming, RB	4-0	9	49	---	---	---	---	49	0	12.5
8	Demarre Kitt, WR	9-0	5	---	47	---	---	---	47	0	5.2
10	Ben Boulware, LB	13-2	1	---	---	---	---	47	47	1	3.6
83	Daniel Rodriguez, WR	13-1	3	---	9	26	11	---	46	0	3.5
12	Korin Wiggins, S	13-6	2	---	---	---	---	44	44	0	3.4
82	Adrien Dunn, WR	4-0	4	---	28	0	---	---	28	0	7.0
38	Alex Goode, RB	2-0	8	24	---	---	---	---	24	0	12.0
20	Jayron Kears, S	13-12	2	---	---	---	---	21	21	0	1.6
53	Martin Aiken, DE	12-0	2	---	---	---	15	---	15	0	1.3
26	Garry Peters, CB	12-12	1	---	---	---	---	12	12	0	1.0
42	Stephone Anthony, LB	13-12	1	---	---	---	---	8	8	0	0.6
86	Sam Cooper, TE	9-5	1	---	2	---	---	---	2	0	0.2
27	Robert Smith, S	13-12	2	---	---	---	---	0	0	0	0.0
84	Andrew Maass, WR	4-0	1	---	-1	---	---	---	-1	0	-0.3
12	Nick Schuessler, QB	5-0	7	-10	---	---	---	---	-10	0	-2.0
	TEAM	13-13	15	-56	---	1	---	---	-55	0	-4.2
	CLEMSON	13-13	907	1904	3404	199	544	213	6264	46	481.8
	Opponents	13-13	727	1344	2046	174	816	198	4578	26	352.2



STATS

DEFENSIVE STATS

#	TACKLES	G-S	*Snaps	Hit	Ast	Total	TFL	Sacks	PBU	QP	^ST
42	Stephone Anthony, LB	13-12	711	61	29	90	10.5-52	2.5-27	4	11	
27	Robert Smith, S	13-12	664	62	18	80	2.5-3		1	2	5
7	Tony Steward, LB	12-12	495	49	24	73	10-39	3.5-29	1	13	7
50	Grady Jarrett, DT	13-13	530	37	36	73	10-40	1.5-11		12	
20	Jayron Kearsse, S	13-12	698	54	13	67	5-25	3-20	7	1	3
10	Ben Boulware, LB	13-2	326	35	23	58	5-16	1-10	1	6	9
99	DeShawn Williams, DT	13-7	368	23	31	54	8-28	3-14	1	7	
26	Garry Peters, CB	12-12	691	45	7	52	8-30	2-12	15	2	1
91	Josh Watson, DT	13-5	331	12	35	47	3.5-8	1.5-4	4	4	1
90	Shaq Lawson, DE	13-1	295	30	14	44	11-50	3.5-31		5	1
12	Korrin Wiggins, S	13-6	521	29	11	40	3.5-8		2	2	
3	Vic Beasley, DE	13-12	557	32	5	37	21.5-116	12-95	3	9	
44	B.J. Goodson, LB	12-6	256	23	11	34	3.5-14	1-10	2	3	10
6	Dorian O'Daniel, LB	12-1	87	26	5	31	1-10	1-10			13
52	Kellen Jones, LB	13-0	139	19	10	29	0.5-1				5
93	Corey Crawford, DE	11-10	438	20	7	27	7-39	2-31	1	9	
48	D.J. Reader, DT	12-1	250	14	13	27	2.5-10	1.5-7		10	1
15	T.J. Green, S	11-1	159	16	8	24					6
2	Mackensie Alexander, CB	13-13	766	18	4	22	2-3		6		
9	Tavaris Barnes, DE	13-3	284	14	5	19	5-18	3-16	1	5	
94	Carlos Watkins, DT	11-0	135	6	7	13	2-7			4	
18	Jadar Johnson, S	13-1	242	9	4	13	2-14	1-11	2	1	1
25	Cordrea Tankersley, CB	13-0	137	9	2	11					7
56	Scott Pagano, DT	4-0	54	3	7	10					1
98	Kevin Dodd, DE	12-0	92	6	2	8	2.5-6				3
53	Martin Aiken, DE	12-0	22	4	3	7	1.5-11	1-11			5
1	Ebenezer Ogundeko, DE	7-0	16	3	2	5					2
13	Adam Humphries, WR	13-12	---	2	3	5					5
14	Martin Jenkins, CB	4-1	61	4	0	4	2-8	1-7			
40	Roderick Byers, TE	9-1	31	1	3	4					
31	Ryan Carter, CB	12-0	3	2	1	3					3
85	Dane Rogers, DE	4-0	13	0	2	2					1
41	T.J. Burrell, LB	10-0	16	1	1	2	1-1		1		1
77	Reid Webster, OL	13-13	---	2	0	2					
5	Germone Hopper, WR	13-3	---	1	1	2					
17	Kyrin Priestester, WR	1-0	---	0	1	1					1
21	Adrian Baker, CB	4-0	46	0	1	1					
26	Adam Choice, RB	6-0	---	1	0	1					
89	Jay Jay McCullough, TE	9-2	---	0	1	1					
92	Bradley Pinion, P/PK	13-12	---	1	0	1					1
7	Mike Williams, WR	13-11	---	1	0	1					
9	Wayne Gallman, RB	13-9	---	0	1	1					1
46	Chad Richardson, LB	2-0	3	0	0	0					
30	Taylor Watson, S	2-0	5	0	0	0					
56	Collins Mauldin, DE	3-0	4	0	0	0					
29	Marcus Edmond, CB	4-0	10	0	0	0					
Totals		13-13		675	351	1026	131-557	45-356	52	110	90

#	INTERCEPTIONS	G-S	Int	Yards	Avg	TD	LG
18	Jadar Johnson, S	13-1	2	84	42.0	1	60
12	Korrin Wiggins, S	13-6	2	44	22.0	0	37
20	Jayron Kearsse, S	13-12	2	21	10.5	0	17
27	Robert Smith, S	13-12	2	0	0.0	0	0
15	T.J. Green, S	11-1	1	-3	-3.0	0	-3
26	Garry Peters, CB	12-12	1	12	12.0	0	12
10	Ben Boulware, LB	13-2	1	47	47.0	1	47
42	Stephone Anthony, LB	13-12	1	8	8.0	0	8
CLEMSON		13-13	12	213	17.8	2	60
Opponents		13-13	12	198	16.5	2	85

Caused Fumbles (11): Anthony 2, V. Beasley 2, Jarrett 2, Barnes 1, K. Jones 1, Lawson 1, O'Daniel 1, Peters 1
Recovered Fumbles (12): Goodson 3, Boulware 2, R. Smith 2, Alexander 1, Barnes 1, V. Beasley 1, Jarrett 1, Kearsse 1

Takeaways (24): R. Smith 4, Boulware 3, Goodson 3, Kearsse 3, Johnson 2, Wiggins 2, Alexander 1, Anthony 1, Barnes 1, V. Beasley 1, Green 1, Jarrett 1, Peters 1

Blocked Kicks (1): Lawson 1

* - defensive; ^ - special teams tackles; Note: Special teams tackles and tackles after turnovers are included in tackle totals; tackle totals are from coaches film grade.

SPECIAL TEAMS & MISCELLANEOUS STATS

#	PUNTING	P	Yards	Y/P	LG	-20	50+	TB	HB	*Net
92	Bradley Pinion, P/PK	75	3194	42.6	60	28	17	2	0	40.3
95	Andy Teasdale, P	2	87	43.5	44	0	0	0	0	43.5
36	Ammon Lakip, PK/P	1	25	25.0	25	1	0	0	0	25.0
CLEMSON		78	3306	42.4	60	29	17	2	0	40.2
Opponents		105	4580	43.6	73	35	30	3	0	41.7

#	FIELD GOALS	FG-FGA	Pct	11-29	30-39	40-49	50+	LG	HB
36	Ammon Lakip, PK/P	21-28	75.0	8-9	7-9	6-10	0-0	49	1
CLEMSON		21-28	75.0	8-9	7-9	6-10	0-0	49	1
Opponents		11-15	73.3	2-2	2-2	4-7	3-4	50	0

#	KICKOFFS	KO	TB	GL	OB	Ret	Y/R	Avg	End	-21
92	Bradley Pinion, P/PK^	74	36	11	1	36-770	21.4	26 Y. Line		13
36	Ammon Lakip, PK/P	5	1	0	0	4-36	9.0	30 Y. Line		0
32	Corbin Jenkins, PK/P	1	0	0	0	1-10	10.0	31 Y. Line		0
CLEMSON		80	37	11	1	41-816	19.9	26 Y. Line		13
Opponents		50	19	11	1	29-544	18.8	25 Y. Line		13

#	PUNT RETURNS	PR	Yards	Avg	TD	LG
13	Adam Humphries, WR	31	178	5.7	1	72
83	Daniel Rodriguez, WR	1	26	26.0	0	26
TEAM		1	1	1.0	0	1
82	Adrien Dunn, WR	1	0	0.0	0	0
5	Germone Hopper, WR	1	-6	-6.0	0	-6
CLEMSON		35	199	5.7	1	72
Opponents		27	174	6.4	0	28

#	KICKOFF RETURNS	KOR	Yards	Avg	TD	LG
15	T.J. Green, S	21	445	21.2	0	30
32	C.J. Davidson, RB	3	39	13.0	0	14
3	Artavis Scott, WR	1	19	19.0	0	19
53	Martin Aiken, DE	2	15	7.5	0	14
13	Adam Humphries, WR	1	15	15.0	0	15
83	Daniel Rodriguez, WR	1	11	11.0	0	11
CLEMSON		29	544	18.8	0	30
Opponents		41	816	19.9	1	100

#	FUMBLE RETURNS	FR	Yards	Avg	TD	LG
44	B.J. Goodson, LB	1	24	24.0	0	24
3	Vic Beasley, DE	1	16	16.0	1	16
20	Jayron Kearsse, S	1	12	12.0	0	12
CLEMSON		3	52	17.3	1	24
Opponents		1	35	35.0	1	35

#	SCORING	G-S	TD	R-P*Re	#2Pt	FG-FGA	\$PAT	Pts	Pts/G
36	Ammon Lakip, PK/P	13-13	0	0-0-0		21-28	43-44	106	8.2
3	Artavis Scott, WR	13-6	8	0-8-0				48	3.7
7	Mike Williams, WR	13-11	6	0-6-0				36	2.8
4	Deshaun Watson, QB	8-5	5	5-0-0				30	3.8
9	Wayne Gallman, RB	13-9	5	4-1-0				30	2.3
22	D.J. Howard, RB	10-2	3	3-0-0				18	1.8
32	C.J. Davidson, RB	13-1	3	3-0-0				18	1.4
5	Germone Hopper, WR	13-3	3	0-3-0				18	1.4
23	Tyson Dye, RB	4-0	2	2-0-0				12	3.0
19	Charone Peake, WR	7-3	2	0-2-0				12	1.7
13	Adam Humphries, WR	13-12	2	1-0-1				12	0.9
26	Adam Choice, RB	6-0	1	1-0-0				6	1.0
89	Jay Jay McCullough, TE	9-2	1	0-1-0				6	0.7
16	Jordan Leggett, TE	11-7	1	0-1-0				6	0.5
81	Stanton Seckinger, TE	12-1	1	0-1-0				6	0.5
9	Tavaris Barnes, DE	13-3	1	0-0-1				6	0.5
3	Vic Beasley, DE	13-12	1	0-0-1				6	0.5
10	Ben Boulware, LB	13-2	1	0-0-1				6	0.5
18	Jadar Johnson, S	13-1	1	0-0-1				6	0.5
18	Cole Stoudt, QB	13-8	1	1-0-0				6	0.5
92	Bradley Pinion, P/PK	13-12	0	0-0-0			3-3	3	0.2
90	Shaq Lawson, DE	13-1	0	0-0-0		1		2	0.2
TEAM		13-13	0	0-0-0	1			2	0.2
32	Corbin Jenkins, PK/P	13-0	0	0-0-0			0-1	0	0.0
CLEMSON		13-13	48	20-23-5	2	21-28	46-48	401	30.8
Opponents		13-13	27	11-12-4	0	11-15	22-24	217	16.7

RED ZONE	*Poss.	TD	FG	TO	MFG	Downs	Half	Pts	Pts/P
CLEMSON	46	24	12	2	3	3	2	202	4.4
Opponents	26	14	5	2	0	2	3	110	4.2

FIRST & GOAL	Poss.	TD	FG	TO	MFG	Downs	Half	Pts	Pts/P
CLEMSON	29	18	7	1	1	1	1	146	5.0
Opponents	12	9	0	0	0	2	1	62	5.2

* - does not factor in touchbacks; ^ - attempted one onside kick (not counted as a kickoff); * - returns and recoveries; # - PATs and safeties; \$ - kicking only; R - first-and-10 inside the opponent 21.

SCOREBOARD

Date	Site	W-L	Score	Opponent (AP,USA)	Attendance	CU AP,USA	Leading Rusher(s)	Leading Passer(s)	Leading Receiver(s)	Leading Tackler(s)
8-30	A	L	21-45	Georgia (12,12)	92,746	16,16	Davidson (12-43)	Stoudt (16-29-144)	Humphries (5-11)	Steward (12)
9-6	H	W	73-7	SC State	82,598	23,24	Gallman (10-77)	Stoudt (22-31-302)	A. Scott (6-164)	K. Jones (7)
9-20	^A	L ^(OT)	17-23	* Florida State (1,1)	82,316	22,24	Davidson (12-54)	D. Watson (19-28-266)	Choice (4-46)	Anthony (8)
9-27	^H	W	50-35	* North Carolina	80,599		Davidson (9-32)	D. Watson (27-36-435)	A. Scott (8-66)	Anthony (10)
10-4	H	W	41-0	* NC State	79,118		D. Watson (15-62)	D. Watson (17-29-267)	M. Williams (6-155)	Jarrett (9)
10-11	H	W	23-17	* Louisville	82,978	NR,25	Choice (16-61)	Stoudt (20-33-162)	A. Scott (10-66)	Boulware (12)
10-18	A	W	17-13	* Boston College	42,038	24,22	Davidson (5-39), Gallman (15-39)	Stoudt (29-45-285)	A. Scott (10-72)	Anthony (10)
10-25	^H	W	16-6	* Syracuse	81,604	21,20	Gallman (28-101)	Stoudt (24-35-209)	A. Scott (7-59)	R. Smith (11)
11-6	^A	W	34-20	* Wake Forest	28,846	19,19	Gallman (19-106)	Stoudt (27-42-282)	A. Scott (8-122)	Anthony, Jarrett (9)
11-15	A	L	6-28	* Georgia Tech (24,23)	49,378	18,17	Gallman (15-88)	D. Watson (4-6-21)	A. Scott (3-19)	O'Daniel (10)
11-22	H	W	28-0	Georgia State	80,341		Dye (20-124)	Stoudt (19-29-132)	M. Williams (7-87)	Anthony, Boulware, R. Smith (10)
11-29	H	W	35-17	South Carolina	85,024	23,24	Gallman (27-191)	D. Watson (14-19-269)	A. Scott (7-185)	D. Williams (8)
12-29	N1	W	40-6	\$ Oklahoma (NR,24)	40,071	18,18	Gallman (19-55)	Stoudt (26-36-319)	M. Williams (9-112)	Boulware, Wiggins (6)
* - ACC game; \$ - Russell Athletic Bowl										

TEAM STATS

Category	UGA	SCS	FSU	UNC	NCS	LOU	BOC	SYR	WFU	GAT	GSU	USC	OKL	Totals
Points	21	73	17	50	41	23	17	16	34	6	28	35	40	401
	45	7	23	35	0	17	13	6	20	28	0	17	6	217
Total Offense	291	735	407	528	493	229	398	375	427	190	357	491	387	5308
	459	44	317	478	154	264	263	170	119	353	155	339	275	3390
Plays	76	93	73	83	80	72	81	83	79	54	76	61	79	990
	67	53	66	79	57	68	56	62	64	61	66	74	68	841
Yards Per Play	3.8	7.9	5.6	6.4	6.2	3.2	4.9	4.5	5.4	3.5	4.7	8.0	4.9	5.4
	6.9	0.8	4.8	6.1	2.7	3.9	4.7	2.7	1.9	5.8	2.3	4.6	4.0	4.0
Rushing Yards	88	268	101	92	226	72	113	166	145	131	209	225	68	1904
	328	7	13	84	119	52	120	88	7	251	40	63	172	1344
Carries	43	51	40	44	50	33	35	48	37	33	43	40	42	539
	41	28	27	30	38	38	36	34	34	50	33	33	31	453
10+ Yard Carries	1	9	3	2	7	2	4	3	5	2	6	6	1	51
	10	3	3	3	6	1	4	3	3	5	0	4	9	54
20+ Yard Carries	0	2	0	0	1	0	1	1	1	1	0	3	0	10
	4	1	0	0	0	0	1	0	1	4	0	1	3	15
Passing Yards	203	467	306	436	267	157	285	209	282	59	148	266	319	3404
	131	37	304	394	35	212	143	82	112	102	115	276	103	2046
Completions	18	32	22	28	17	22	29	24	27	11	21	15	26	292
	18	12	21	30	4	15	9	12	12	8	13	23	17	194
Passing Attempts	33	42	33	39	30	39	46	35	42	21	33	21	37	451
	26	25	39	49	19	30	20	28	30	11	33	41	37	388
Had Intercepted	1	0	0	1	0	2	0	2	1	3	1	1	0	12
	0	1	2	1	0	0	0	2	0	0	3	0	3	12
Completion Percentage	54.5	76.2	66.7	71.8	56.7	56.4	63.0	68.6	64.3	52.4	63.6	71.4	70.3	64.7
	69.2	48.0	53.8	61.2	21.1	50.0	45.0	42.9	40.0	72.7	39.4	56.1	45.9	50.0
Passing Efficiency	110.2	201.0	144.6	211.3	153.4	80.0	115.1	116.7	139.5	47.4	105.2	199.7	169.4	139.7
	111.6	52.4	117.5	151.6	36.5	120.4	138.1	53.2	93.4	180.6	50.5	120.7	53.1	98.3
20+ Yard Completions	5	8	5	8	6	2	2	2	2	0	0	4	5	49
	1	0	4	6	0	4	3	1	1	0	1	4	0	25
First Downs	15	32	17	27	25	12	22	23	20	10	22	20	22	267
	22	5	17	22	12	10	11	10	15	16	10	18	17	185
Total Touchdowns	3	9	2	6	5	2	2	1	4	0	4	5	5	48
	6	1	3	5	0	2	2	0	2	3	0	2	1	27
Rushing Touchdowns	2	4	2	0	2	0	2	0	1	0	3	3	1	20
	5	0	2	1	0	1	0	0	0	0	0	1	1	11
Passing Touchdowns	1	4	0	6	2	0	0	1	3	0	1	2	3	23
	0	0	1	4	0	1	2	0	2	1	0	1	0	12
Field Goals	0-1	3-3	1-3	2-2	2-3	3-3	1-1	3-3	2-2	2-2	0-1	0-1	2-3	21-28
	1-1	0-0	1-1	0-0	0-0	1-1	0-0	2-3	2-3	3-4	0-0	1-2	0-0	11-15
Punting	10-451	0-0	7-302	5-233	3-113	10-419	10-418	6-247	3-147	6-250	5-195	5-202	8-329	78-3306
	6-264	12-443	8-323	8-345	9-410	12-531	10-501	9-408	7-336	1-45	9-330	5-195	9-449	105-4580
Punting Average	45.1	----	43.1	46.6	37.7	41.9	41.8	41.2	49.0	41.7	39.0	40.4	41.1	42.4
	44.0	36.9	40.4	43.1	45.6	44.3	49.1	45.3	48.0	45.0	36.7	39.0	49.9	43.6
Net Punting Average*	39.0	----	39.1	42.2	35.3	39.5	41.8	41.2	47.0	40.3	38.2	37.6	41.1	40.2
	45.0	36.8	40.4	40.6	41.8	35.3	49.1	45.0	48.4	39.0	34.2	39.2	49.3	41.7
Time of Possession	29:57	33:56	32:41	34:08	34:40	27:54	31:55	34:54	32:08	24:52	29:54	28:40	32:24	31:23
	30:03	26:04	27:19	25:52	25:20	32:06	28:05	25:06	27:52	35:08	30:06	31:20	27:36	28:37
Third-Down Conversions	7-20	10-17	5-16	10-18	12-19	2-16	10-21	6-17	9-20	3-13	5-13	7-13	7-19	93-222
	5-13	2-15	4-15	8-18	3-14	1-17	2-14	3-16	4-16	7-14	7-18	6-15	2-12	54-197
Fourth-Down Conversions	2-2	1-2	0-1	0-0	0-1	0-1	0-0	1-1	1-4	0-0	0-2	0-0	0-0	5-14
	1-1	0-1	0-0	1-1	0-0	0-2	1-2	1-1	0-2	0-1	0-1	1-3	0-0	5-15
Average Starting Field Position°	19	35	28	29	31	29	23	35	34	32	42	25	33	30
	39	26	25	24	24	31	23	27	34	30	23	34	24	28
Red-Zone Scoring	2-2	8-8	3-5	2-2	3-4	1-2	2-2	1-3	2-3	2-3	4-5	3-3	3-4	36-46
	3-5	0-0	2-2	3-4	0-1	1-2	1-1	0-0	3-3	4-5	0-0	1-2	1-1	19-26
Red-Zone Touchdowns	2-2	6-8	2-5	1-2	2-4	0-2	1-2	0-3	1-3	0-3	4-5	3-3	2-4	24-46
	2-5	0-0	2-2	3-4	0-1	1-2	1-1	0-0	2-3	1-5	0-0	1-2	1-1	14-26
Red-Zone Points	14	47	17	10	17	3	10	3	10	6	28	21	16	202
	17	0	13	21	0	7	6	0	17	16	0	7	6	110
First-&-Goal Scoring	2-2	6-6	2-3	2-2	1-2	1-2	1-1	1-2	1-1	1-1	3-3	3-3	1-1	25-29
	1-2	0-0	1-1	2-2	0-0	1-2	1-1	0-0	1-1	1-1	0-0	1-2	0-0	9-12
First-&-Goal Touchdowns	2-2	4-6	2-3	1-2	1-2	0-2	0-1	0-2	1-1	0-1	3-3	3-3	1-1	18-29
	1-2	0-0	1-1	2-2	0-0	1-2	1-1	0-0	1-1	1-1	0-0	1-2	0-0	9-12
First-&-Goal Points	14	33	14	10	7	3	3	3	7	3	21	21	7	146
	7	0	7	14	0	7	6	0	7	7	0	7	0	62
Turnovers	1	1	1	1	0	2	0	4	2	3	2	1	0	18
	1	1	2	1	3	2	0	3	0	2	3	1	5	24
Points Off Turnovers	0	7	7	0	14	7	0	3	0	3	21	7	7	76
	0	7	0	7	0	3	0	6	14	15	0	3	0	55
Penalties	3-40	1-5	3-30	4-19	9-97	3-14	4-30	2-15	8-75	3-21	4-40	4-44	4-20	52-450
	8-65	5-30	8-41	15-130	5-45	11-65	3-30	5-30	2-29	2-10	5-40	2-6	8-80	79-601
Punt Returns	2-(-6)	2-2	1-0	3-20	5-34	8-107	3-10	2-3	1-(-3)	1-6	3-22	1-(-1)	3-5	35-199
	8-61	0-0	1-28	4-22	1-7	4-24	1-0	0-0	2-6	2-8	2-4	2-14	0-0	27-174
Kickoff Returns	6-108	3-37	2-25	3-52	1-18	3-66	3-51	2-44	2-44	2-54	0-0	1-19	1-26	29-544
	2-110	7-100	4-65	5-103	0-0	2-38	2-68	4-89	4-60	2-40	5-80	2-49	2-14	41-816
Interception Returns	0-0	1-60	2-28	1-0	0-0	0-0	0-0	2-8	0-0	0-0	3-66	0-0	3-51	12-213
	1-0	0-0	0-0	1-7	0-0	2-0	0-0	2-20	1-2	3-147	1-0	1-22	0-0	12-198
Fumble Returns	0-0	0-0	0-0	0-0	2-40	0-0	0-0	0-0	0-0	0-0	0-0	0-0	1-12	3-52
	0-0	1-35	0-0	0-0	0-0	0-0	0-0	0-0	0-0	0-0	0-0	0-0	0-0	1-35
Sacks	1-13	4-38	5-49	3-31	3-30	5-36	5-24	4-27	5-41	3-23	1-6	5-30	1-8	45-356
	5-38	1-10	1-4	3-19	2-16	3-18	1-3	1-9	2-17	2-21	2-16	0-0	4-25	27-196

* - does not factor in touchbacks; ° - in teams' own territory; Note: Clemson totals on top, opponent totals on bottom; **bold** denotes a Clemson home game.



SUPERLATIVES

TEAM

Category	2014 Clemson Team High	Clemson Team Record	2014 Opponent Team High	Opponent Team Record
Total Offense	735 vs. SC State, 9-6	756 vs. Wake Forest, 10-31-1981	478 by North Carolina, 9-27	771 by Florida State, 11-4-2000
Plays	93 vs. SC State, 9-6	102 vs. NC State, 11-17-2012	79 by North Carolina, 9-27	99 by South Carolina, 11-12-1968
Yards Per Play	8.0 vs. South Carolina, 11-29	11.2 vs. Georgia Tech, 10-17-1903	6.9 by Georgia, 8-30	9.3 by Florida State, 11-4-2000
Rushing Yards	268 vs. SC State, 9-6	615 vs. Georgia Tech, 10-17-1903	328 by Georgia, 8-30	478 by Tulane, 11-18-1944
Carries	51 vs. SC State, 9-6	78 vs. Duke, 10-20-1979	50 by Georgia Tech, 11-15	82 by North Carolina, 11-15-1969
Yards Per Carry	5.6 vs. South Carolina, 11-29	11.2 vs. Georgia Tech, 10-17-1903	8.0 by Georgia, 8-30	
Rushing Touchdowns	4 vs. SC State, 9-6	11 vs. Presbyterian College, 9-25-1948	5 by Georgia, 8-30	
Passing Yards	467 vs. SC State, 9-6	468 vs. Syracuse, 10-5-2013	394 by North Carolina, 9-27	521 by Florida State, 11-4-2000
Completions	32 vs. SC State, 9-6	38 vs. Virginia Tech, 10-6-2007	30 by North Carolina, 9-27	39 by Texas Tech, 12-23-2002
Passing Attempts	46 vs. Boston College, 10-18	67 vs. Virginia Tech, 10-6-2007	49 by North Carolina, 9-27	59 by Louisiana Tech, 12-31-2001
Completion % ^(10 comp.)	76.2 vs. SC State, 9-6	88.2 vs. The Citadel, 9-16-1978	69.2 by Georgia, 8-30	84.6 by NC State, 10-20-1990
Passing Efficiency ^(10 comp.)	211.3 vs. North Carolina, 9-27	262.9 vs. Furman, 9-15-2007	151.6 by North Carolina, 9-27	232.2 by Florida State, 9-11-1993
Passing Touchdowns	6 vs. North Carolina, 9-27	6 vs. many (4)	4 by North Carolina, 9-27	6 by Florida State, 9-11-1993
				6 by West Virginia, 1-4-2012
Longest Pass	74 vs. North Carolina, 9-27	97 vs. Virginia, 11-16-1974	75 by North Carolina, 9-27	98 by Florida State, 11-4-2000
First Downs	32 vs. SC State, 9-6	35 vs. Wake Forest, 10-31-1981	22 by Georgia, 8-30	35 by Maryland, 11-17-1984
		35 vs. Central Michigan, 10-20-2007	22 by North Carolina, 9-27	
Total Touchdowns	9 vs. SC State, 9-6	12 vs. Wake Forest, 10-31-1981	6 by Georgia, 8-30	10 by West Virginia, 1-4-2012
Points	73 vs. SC State, 9-6	122 vs. Guilford, 10-5-1901	45 by Georgia, 8-30	74 by Alabama, 11-14-1931
Field Goals	3 vs. many (3)	6 vs. Texas A&M, 9-3-2005	3 by Georgia Tech, 11-15	6 by Duke, 10-16-1976
		6 vs. Boston College, 9-19-2009		
Punting Average ^(3 punts)	49.0 vs. Wake Forest, 11-6	56.7 vs. Wake Forest, 11-1-1986	50.1 by Boston College, 10-18	52.0 by Wake Forest, 10-1-2005
Time of Possession	34:54 vs. Syracuse, 10-25	42:58 vs. North Carolina, 11-7-1992	35:08 by Georgia Tech, 11-15	41:52 by North Texas, 9-4-2010
Penalties	9 vs. NC State, 10-4	20 vs. NC State, 10-13-2001	15 by North Carolina, 9-27	21 by Mississippi State, 12-30-1999
Penalty Yards	97 vs. NC State, 10-4	181 vs. NC State, 10-13-2001	130 by North Carolina, 9-27	188 by Mississippi State, 12-30-1999
Turnovers	4 vs. Syracuse, 10-25	10 vs. Florida, 10-11-1952	5 by Oklahoma, 12-29	9 by Georgia, 9-19-1981
Third-Down Conversions	12 vs. NC State, 10-4	15 vs. Western Carolina, 9-3-1983	8 by North Carolina, 9-27	15 by Georgia, 9-21-1985
Third-Down Conversion %	63.2 vs. NC State, 10-4	100.0 vs. Wake Forest, 10-31-1981	50.0 by Georgia Tech, 11-15	72.7 by Florida State, 9-11-1993
Field Position*	42 vs. Georgia State, 11-22	49 vs. Florida Atlantic, 9-2-2006	39 by Georgia, 8-30	50 by Wake Forest, 10-7-2006
Punt Return Yards	107 vs. Louisville, 10-11	227 vs. Georgia Tech, 9-26-1987	61 by Georgia, 8-30	150 by Florida State, 9-20-1997
Kickoff Return Yards	108 vs. Georgia, 8-30	286 vs. Florida State, 9-25-2004	110 by Georgia, 8-30	290 by North Carolina, 10-22-2011
Interception Return Yards	66 vs. Georgia State, 11-22	143 vs. Maryland, 10-31-1970	147 by Georgia Tech, 11-15	166 by Auburn, 11-21-1953
Interceptions By Defense	3 vs. Georgia State, 11-22	6 vs. South Carolina, 11-27-1971	3 by Georgia Tech, 11-15	7 by South Carolina, 10-25-1945
	3 vs. Oklahoma, 12-29	6 vs. NC State, 9-30-1995		
Fumble Return Yards	40 vs. NC State, 10-4	93 vs. Virginia, 9-19-1998	35 by SC State, 9-6	103 by West Virginia, 1-4-2012
Sacks	5 vs. many (5)	12 vs. Furman, 9-7-1996	5 by Georgia, 8-30	7 by Florida State, 9-20-1997
				7 by Virginia, 10-11-1997

INDIVIDUAL

Category	2014 Clemson Individual Best	Clemson Individual Record	2014 Opponent Individual Best	Opponent Individual Record
Total Offense	463 by Deshaun Watson vs. North Carolina, 9-27	529 by Tajh Boyd vs. NC State, 11-17-2012	342 by Marquise Williams (North Carolina), 9-27	509 by Chris Weinke (Florida State), 11-4-2000
Rushing Yards	191 by Wayne Gallman vs. South Carolina, 11-29	263 by Raymond Priester vs. Duke, 11-11-1995	198 by Todd Gurley (Georgia), 8-30	256 by Steve Wadiak (South Carolina), 10-19-1950
Carries	28 by Wayne Gallman vs. Syracuse, 10-25	36 by many (3)	23 by Samaje Perine (Oklahoma), 12-29	45 by James McDougald (Wake Forest), 10-9-1976
Rushing Touchdowns	2 by Deshaun Watson vs. many (2)	5 by Stumpy Banks vs. Furman, 10-13-1917	3 by Todd Gurley (Georgia), 8-30	4 by many (3)
	2 by Tyshon Dye vs. Georgia State, 11-22	5 by Maxcey Welch vs. Newberry, 10-17-1930		
Longest Carry	34 by Adam Choice vs. NC State, 10-4	90 by Banks McFadden vs. Presbyterian College, 9-23-1939	65 by Justin Thomas (Georgia Tech), 11-15	98 Steve Atkins (Maryland), 11-18-1978
	34 by Wayne Gallman vs. Georgia Tech, 11-15	90 by Buck George vs. Furman, 11-17-1951		
Passing Yards	435 by Deshaun Watson vs. North Carolina, 9-27	455 by Tajh Boyd vs. Syracuse, 10-5-2013	345 by Marquise Williams (North Carolina), 9-27	521 by Chris Weinke (Florida State), 11-4-2000
Completions	29 by Cole Stoudt vs. Boston College, 10-18	38 by Cullen Harper vs. Virginia Tech, 10-6-2007	24 by Marquise Williams (North Carolina), 9-27	35 by George Godsey (Georgia Tech), 10-28-2000
Passing Attempts	45 by Cole Stoudt vs. Boston College, 10-18	66 by Cullen Harper vs. Virginia Tech, 10-6-2007	39 by Sean Maguire (Florida State), 9-20	57 by Kip Allen (The Citadel), 10-4-1986
			39 by Dylan Thompson (South Carolina), 11-29	57 by George Godsey (Georgia Tech), 10-28-2000
Completion % ^(10 comp.)	75.0 by Deshaun Watson vs. North Carolina, 9-27	95.0 by Cole Stoudt vs. SC State, 9-7-2013	69.2 by Hutson Mason (Georgia), 8-30	100.0 by Darian Durant (North Carolina), 10-20-2001
Passing Efficiency ^(10 comp.)	227.3 by Deshaun Watson vs. South Carolina, 11-29	261.9 by Tajh Boyd vs. Syracuse, 10-5-2013	168.9 by Marquise Williams (North Carolina), 9-27	245.5 by Mike Elkins (Wake Forest), 10-29-1988
Passing Touchdowns	6 by Deshaun Watson vs. North Carolina, 9-27	6 by Deshaun Watson vs. North Carolina, 9-27-2014	4 by Marquise Williams (North Carolina), 9-27	6 by Geno Smith (West Virginia), 1-4-2012
Receptions	10 by Artavis Scott vs. Louisville, 10-11	16 by Sammy Watkins vs. Ohio State, 1-3-2014	9 by Rashad Greene (Florida State), 9-20	14 by Kelly Campbell (Georgia Tech), 10-28-2000
	10 by Artavis Scott vs. Boston College, 10-18			
Receiving Yards	185 by Artavis Scott vs. South Carolina, 11-29	227 by Sammy Watkins vs. Ohio State, 1-3-2014	135 by Rashad Greene (Florida State), 9-20	249 by Peter Warrick (Florida State), 9-20-1997
Receiving Touchdowns	2 by many (3) vs. many (5), many times (6)	3 by many (4), many times (5)	2 by Cam Serigne (Wake Forest), 11-6	4 by Torry Holt (NC State), 10-31-1998
				4 by Tavon Austin (West Virginia), 1-4-2012
All-Purpose Yards	217 by Artavis Scott vs. South Carolina, 11-29	345 by Sammy Watkins vs. Maryland, 10-15-2011	293 by Todd Gurley (Georgia), 8-30	496 by Tobais Palmer (NC State), 11-17-2012
Total Touchdowns	2 by many (6) vs. many (6), many times (10)	5 by Stumpy Banks vs. Furman, 10-13-1917	4 by Todd Gurley (Georgia), 8-30	4 by many (6)
		5 by Maxcey Welch vs. Newberry, 10-17-1930		
Points	15 by Ammon Lakip vs. SC State, 9-6	33 by Maxcey Welch vs. Newberry, 10-17-1930	24 by Todd Gurley (Georgia), 8-30	24 by many (6)
Field Goals	3 by Ammon Lakip vs. many (3)	6 by Jad Dean vs. Texas A&M, 9-3-2005	3 by Harrison Butker (Georgia Tech), 11-15	6 by Vince Fusco (Duke), 10-17-1976
		6 by Richard Jackson vs. Boston College, 9-19-2009		
Longest Field Goal	49 by Ammon Lakip vs. Oklahoma, 12-29	61 by Spencer Benton vs. Ball State, 9-8-2012	50 by many (3)	60 by Kevin Butler (Georgia), 9-22-1984
Punting Average ^(3 punts)	49.0 by Bradley Pinion vs. Wake Forest, 11-6	55.3 by Dale Hatcher vs. Kentucky, 10-2-1982	50.1 by Alex Howell (Boston College), 10-18	
Punt Return Yards	107 by Adam Humphries vs. Louisville, 10-11	167 by Don Kelley vs. Maryland, 10-20, 1970	37 by Reggie Davis (Georgia), 8-30	
Kickoff Return Yards	107 by T.J. Green vs. Georgia, 8-30	282 by Justin Miller vs. Florida State, 9-25-2004	100 by Todd Gurley (Georgia), 8-30	
Interception Return Yards	60 by Jadar Johnson vs. SC State, 9-6	101 by Willie Underwood vs. South Carolina, 11-22-1980	85 by Jamal Golden (Georgia Tech), 11-15	128 by Dennis Tabron (Duke), 10-18-1980
Interceptions	1 by many (8) vs. many (6), many times (12)	3 by many (5)	1 by many (12), many teams (8)	4 by Jim Dooley (Miami (FL)), 1-1-1952
Fumble Return Yards	24 by B.J. Goodson vs. NC State, 10-4	93 by Antwan Edwards vs. Virginia, 9-19-1998	35 by Dominique Mitchell (SC State), 9-6	
Tackles	12 by Tony Steward vs. Georgia, 8-30	27 by Keith Adams vs. South Carolina, 11-20-1999	14 by James Sample (Louisville), 10-11	29 by Ed Stetz (Wake Forest), 10-30-1971
	12 by Ben Boulware vs. Louisville, 10-11			
Tackles For Loss	4 by Shaq Lawson vs. Wake Forest, 11-6	6 by Keith Adams vs. Duke, 11-6-1999	3.5 by Amarlo Herrera (Georgia), 8-30	4.5 by Jadeveon Clowney (South Carolina), 11-24-2012
		6 by Andre Branch vs. Virginia Tech, 10-1-2011	3.5 by Tarris Batiste (Georgia State), 11-22	
Sacks	2 by many (3) vs. many (5)	4 by Keith Adams vs. Duke, 11-6-1999	2 by Leonard Floyd (Georgia), 8-30	4.5 by Jadeveon Clowney (South Carolina), 11-24-2012
		4 by Andre Branch vs. Virginia Tech, 10-1-2011	2 by Amarlo Herrera (Georgia), 8-30	

* - average starting field position in teams' own territory; Note: Numbers in (parentheses) denote minimums; **bold** denotes a Clemson home game.

INDIVIDUAL OFFENSIVE & SPECIAL TEAMS STATS

RUSHING				#26 CHOICE			#32 DAVIDSON			#23 DYE			#40 FLEMING			#9 GALLMAN			#22 HOWARD			#18 STOUDT			#4 WATSON		
Opponent	Car	Yds	TD	Car	Yds	TD	Car	Yds	TD	Car	Yds	TD	Car	Yds	TD	Car	Yds	TD	Car	Yds	TD	Car	Yds	TD	Car	Yds	TD
Georgia	--	--	--	12	43	1	--	--	--	--	--	--	0	0	0	1	5	0	11	28	1	13	16	0	5	-3	0
SC State	12	74	1	3	4	1	--	--	--	--	--	--	9	49	0	10	77	0	5	43	1	3	-8	0	5	20	0
Florida State	6	9	0	12	54	0	--	--	--	--	--	--	0	0	0	4	6	0	1	1	1	4	24	0	12	30	1
North Carolina	3	5	0	9	32	0	--	--	--	--	--	--	0	0	0	1	4	0	13	31	0	2	-1	0	11	28	0
NC State	9	56	0	4	18	0	--	--	--	--	--	--	--	--	--	13	58	0	5	30	0	1	6	0	15	62	2
Louisville	16	61	0	2	8	0	--	--	--	--	--	--	--	--	--	4	9	0	--	--	--	8	-16	0	3	10	0
Boston College	4	13	0	5	39	1	--	--	--	--	--	--	--	--	--	15	39	1	1	4	0	7	23	0	--	--	--
Syracuse	--	--	--	9	38	0	--	--	--	--	--	--	--	--	--	28	101	0	1	8	0	8	36	0	--	--	--
Wake Forest	--	--	--	3	8	0	--	--	--	5	14	0	--	--	--	19	106	1	2	6	0	7	19	0	--	--	--
Georgia Tech	--	--	--	3	1	0	--	--	--	--	--	--	--	--	--	15	88	0	--	--	--	3	11	0	7	40	0
Georgia State	--	--	--	0	0	0	20	124	2	--	--	--	--	--	--	5	30	1	8	43	0	4	-10	0	--	--	--
South Carolina	--	--	--	0	0	0	1	0	0	--	--	--	--	--	--	27	191	1	--	--	--	1	1	0	5	13	2
Oklahoma	--	--	--	2	3	0	6	13	0	--	--	--	--	--	--	19	55	0	3	1	0	8	-8	1	--	--	--
Totals	50	218	1	64	248	3	32	151	2	9	49	0	161	769	4	50	195	3	69	93	1	63	200	5			

PASSING							#10 OLSON						#12 SCHUESSLER						#18 STOUDT						#4 WATSON					
Opponent	Cm	Att	Yds	Int	TD	Eff	Cm	Att	Yds	Int	TD	Eff	Cm	Att	Yds	Int	TD	Eff	Cm	Att	Yds	Int	TD	Eff	Cm	Att	Yds	Int	TD	Eff
Georgia	--	--	--	--	--	----	--	--	--	--	--	----	--	--	--	--	--	----	16	29	144	1	0	90.0	2	4	59	0	1	256.4
SC State	0	0	0	0	0	----	2	2	11	0	0	146.2	22	31	302	0	1	163.4	8	9	154	0	3	342.6	19	28	266	0	0	147.7
Florida State	--	--	--	--	--	----	--	--	--	--	--	----	--	--	--	--	--	----	3	5	40	0	0	127.2	1	3	1	0	0	41.7
North Carolina	--	--	--	--	--	----	--	--	--	--	--	----	0	0	0	0	0	----	0	1	0	0	0	0.0	27	36	435	1	6	225.9
NC State	--	--	--	--	--	----	--	--	--	--	--	----	--	--	--	--	--	----	20	33	162	1	0	95.8	17	29	267	0	2	158.7
Louisville	--	--	--	--	--	----	--	--	--	--	--	----	--	--	--	--	--	----	29	45	285	0	0	117.6	2	6	-5	1	0	-7.0
Boston College	--	--	--	--	--	----	--	--	--	--	--	----	--	--	--	--	--	----	24	35	209	2	1	116.7	--	--	--	--	--	----
Syracuse	--	--	--	--	--	----	--	--	--	--	--	----	--	--	--	--	--	----	27	42	282	1	3	139.5	--	--	--	--	--	----
Wake Forest	--	--	--	--	--	----	--	--	--	--	--	----	--	--	--	--	--	----	3	11	19	3	0	-12.8	4	6	21	0	0	96.1
Georgia Tech	--	--	--	--	--	----	4	4	19	0	0	139.9	19	29	132	1	1	108.2	--	--	--	--	--	----	--	--	--	--	--	----
Georgia State	1	2	-1	0	0	45.8	1	2	17	0	0	121.4	1	2	-3	1	0	-62.6	14	19	269	0	2	227.3	--	--	--	--	--	----
South Carolina	--	--	--	--	--	----	--	--	--	--	--	----	--	--	--	--	--	----	26	36	319	0	3	174.2	--	--	--	--	--	----
Oklahoma	0	1	0	0	0	0.0	0	0	0	0	0	----	--	--	--	--	--	----	--	--	--	--	--	----	--	--	--	--	--	----
Totals	1	3	-1	0	0	30.5	7	8	47	0	0	136.9	191	302	1892	10	9	119.1	93	137	1466	2	14	188.6						

RECEIVING				#26 CHOICE			#9 GALLMAN			#5 HOPPER			#13 HUMPHRIES			#16 LEGGETT			#19 PEAKE			#3 SCOTT			#7 WILLIAMS		
Opponent	Rec	Yds	TD	Rec	Yds	TD	Rec	Yds	TD	Rec	Yds	TD	Rec	Yds	TD	Rec	Yds	TD	Rec	Yds	TD	Rec	Yds	TD	Rec	Yds	TD
Georgia	--	--	--	2	17	0	0	0	0	5	11	0	3	34	0	0	0	0	1	30	1	2	41	0	3	88	0
SC State	2	15	0	1	7	0	2	14	0	2	14	0	2	20	0	2	25	0	4	22	1	6	164	2	4	83	0
Florida State	4	46	0	2	3	0	2	52	0	2	139	2	4	26	0	1	12	0	3	28	0	2	34	0	2	72	0
North Carolina	0	0	0	1	4	0	3	139	2	1	28	0	1	8	0	1	5	1	--	--	--	8	66	1	6	122	2
NC State	2	21	0	3	21	0	1	28	0	1	2	0	1	15	0	1	21	0	--	--	--	0	0	0	6	155	2
Louisville	1	8	0	3	-5	0	1	2	0	1	17	0	3	43	0	--	--	--	--	--	--	10	66	0	1	23	0
Boston College	0	0	0	2	1	0	2	13	0	1	9	0	2	25	0	--	--	--	--	--	--	10	72	0	8	128	0
Syracuse	--	--	--	2	12	0	4	29	0	3	9	0	3	9	0	--	--	--	--	--	--	7	59	0	5	72	0
Wake Forest	--	--	--	4	43	1	7	26	0	2	9	0	2	9	0	1	9	0	--	--	--	8	122	2	3	29	0
Georgia Tech	--	--	--	3	8	0	0	0	0	1	6	0	1	11	0	1	8	0	1	11	0	3	19	0	0	0	0
Georgia State	--	--	--	0	0	0	4	4	0	1	10	0	1	10	0	0	0	0	1	-2	0	5	23	0	7	87	1
South Carolina	--	--	--	1	-3	0	0	0	0	5	28	0	2	13	0	2	13	0	0	0	0	7	185	2	3	59	0
Oklahoma	--	--	--	0	0	0	1	24	1	--	--	--	--	--	--	--	--	--	2	40	0	8	114	1	9	112	1
Totals	9	90	0	24	108	1	27	331	3	30	204	0	14	161	1	12	129	2	76	965	8	57	1030	6			

KICKING		#36 LAKIP FG		#92 PINION PUNTING				#95 TEASDALL PUNTING				
Opponent	Made	Missed	#	Yds	Avg	-20	50+	#	Yds	Avg	-20	50+
Georgia	---	34	10	451	45.1	2	4	--	--	----	--	--
NC State	22,38,24	---	0	0	-----	0	0	--	--	-----	--	--
Florida State	30	23,40	7	302	43.1	2	2	--	--	-----	--	--
North Carolina	27,45	---	5	233	46.6	3	1	--	--	-----	--	--
NC State	31,43	48	3	113	37.7	2	0	--	--	-----	--	--
Louisville	45,40,21	---	10	419	41.9	5	2	--	--	-----	--	--
Boston College	23	---	10	418	41.8	5	2	--	--	-----	--	--
Syracuse	38,18,41	---	6	247	41.2	3	1	--	--	-----	--	--
Wake Forest	28,39	---	3	147	49.0	0	2	--	--	-----	--	--
Georgia Tech	27,32	---	6	250	41.7	0	1	--	--	-----	--	--
Georgia State	---	39	5	195	39.0	3	1	--	--	-----	--	--
South Carolina	---	47	5	202	40.4	1	0	--	--	-----	--	--
Oklahoma	34,49	42	5	217	43.4	2	1	2	87	43.5	0	0
Totals	21	7	75	3194	42.6	28	17	2	87	43.5	0	0

RETURNS	#82 DUNN PR			#13 HUMPHRIES PR			#83 RODRIGUEZ PR			#32 DAVIDSON KOR			#15 GREEN KOR			#3 SCOTT KOR		
Opponent	PR	Yds	Avg	PR	Yds	Avg	PR	Yds	Avg	KOR	Yds	Avg	KOR	Yds	Avg	KOR	Yds	Avg
Georgia	--	--	---	2	-6	-3.0	0	0	---	0	0	---	5	107	21.4	0	0	---
NC State	1	0	0.0	1	2	2.0	0	0	---	0	0	---	1	12	12.0	0	0	---
Florida State	--	--	---	1	0	0.0	0	0	---	2	25	12.5	0	0	---	0	0	---
North Carolina	--	--	---	3	20	6.7	0	0	---	1	14	14.0	1	23	23.0	0	0	---
NC State	0	0	---	4	40	10.0	0	0	---	0	0	---	1	18	18.0	0	0	---
Louisville	--	--	---	8	107	13.4	0	0	---	0	0	---	3	66	22.0	0	0	---
Boston College	--	--	---	3	10	3.3	0	0	---	0	0	---	3	51	17.0	0	0	---
Syracuse	--	--	---	2	3	1.5	0	0	---	0	0	---	2	44	22.0	0	0	---
Wake Forest	--	--	---	1	-3	-3.0	0	0	---	0	0	---	2	44	22.0	0	0	---
Georgia Tech	--	--	---	1	6	6.0	0	0	---	0	0	---	2	54	27.0	0	0	---
Georgia State	0	0	---	1	-5	-5.0	1	26	26.0	0	0	---	--	--	---	0	0	---
South Carolina	--	--	---	1	-1	-1.0	0	0	---	0	0	---	--	--	---	1	19	19.0
Oklahoma	0	0	---	3	5	1.7	0	0	---	0	0	---	1	26	26.0	0	0	---
Totals	1	0	0.0	31	178	5.7	1	26	26.0	3	39	13.0	21	445	21.2	1	19	19.0

INDIVIDUAL DEFENSIVE STATS

	#53 AIKEN				#2 ALEXANDER				#42 ANTHONY				#21 BAKER				#9 BARNES				#3 BEASLEY				#10 BOULWARE			
Opponent	Snaps	Tac	TFL	Sk	Snaps	Tac	PBU	Int	Snaps	Tac	TFL	Sk	Snaps	Tac	PBU	Int	Snaps	Tac	TFL	Sk	Snaps	Tac	TFL	Sk	Snaps	Tac	TFL	Sk
Georgia	0	0	0	0	*60	3	0	0	*55	5	1.5	0	---	---	---	---	*40	1	0	0	*52	5	2	1	18	4	0	0
SC State	8	1	1	1	*31	2	0	0	*16	5	2	0	12	0	0	0	12	1	0	0	*19	1	1	1	31	3	0	0
Florida State	0	0	0	0	*66	2	1	0	*66	8	2	1	---	---	---	---	15	1	0.5	0	*53	4	2	2	0	1	0	0
North Carolina	0	0	0	0	*81	1	1	0	*79	10	1.5	0	---	---	---	---	17	1	0	0	*58	3	2	2	16	4	0	0
NC State	3	0	0	0	*45	0	0	0	*42	7	0.5	0.5	16	0	0	0	9	0	0	0	*31	1	1	1	0	0	0	0
Louisville	0	0	0	0	*69	1	0	0	*67	7	0	0	---	---	---	---	15	2	0	0	48	2	2	1	*59	12	3	1
Boston College	0	1	0	0	*54	2	0	0	*58	10	0	0	---	---	---	---	13	2	2	2	*43	2	0.5	0	31	3	0	0
Syracuse	0	1	0	0	*62	0	1	0	*62	6	1	1	---	---	---	---	22	4	2	1	*43	3	1	0	13	1	0	0
Wake Forest	3	1	0	0	*69	0	0	0	*67	9	0	0	---	---	---	---	*33	4	0	0	*34	1	1	0	34	3	0.5	0
Georgia Tech	---	---	---	---	*49	2	1	0	*63	7	0	0	---	---	---	---	16	1	0	0	*52	3	2	0	27	7	0	0
Georgia State	3	1	0.5	0	*61	0	0	0	*59	10	1	0	7	0	0	0	*36	1	0.5	0	*35	1	1	1	27	10	1	0
South Carolina	0	1	0	0	*74	5	0	0	*52	3	0	0	---	---	---	---	34	1	0	0	*50	6	3	2	23	4	0	0
Oklahoma	5	1	0	0	*45	4	2	0	25	3	1	0	11	1	0	0	22	0	0	0	*39	5	3	1	*47	6	0.5	0
Totals	22	7	1.5	1	766	22	6	0	711	90	10.5	2.5	46	1	0	0	284	19	5	3	557	37	21.5	12	326	58	5	1

	#41 BURRELL				#40 BYERS				#31 CARTER				#93 CRAWFORD				#98 DODD				#29 EDMOND				#44 GOODSON			
Opponent	Snaps	Tac	TFL	Sk	Snaps	Tac	TFL	Sk	Snaps	Tac	PBU	Int	Snaps	Tac	TFL	Sk	Snaps	Tac	TFL	Sk	Snaps	Tac	PBU	Int	Snaps	Tac	TFL	Sk
Georgia	0	1	0	0	0	0	0	0	---	---	---	---	---	---	---	---	18	2	0.5	0	---	---	---	---	*30	1	0	0
SC State	16	1	1	0	18	3	0	0	3	1	0	0	*19	2	1	0	19	1	1	0	10	0	0	0	7	5	1	1
Florida State	0	0	0	0	---	---	---	---	0	0	0	0	*49	4	2	1	3	0	0	0	---	---	---	---	*21	3	0	0
North Carolina	0	0	0	0	---	---	---	---	0	0	0	0	*60	5	1.5	0	3	0	0	0	---	---	---	---	1	2	0	0
NC State	0	0	0	0	13	1	0	0	0	0	0	0	*34	2	0	0	13	1	0	0	0	0	0	0	37	3	0	0
Louisville	0	0	0	0	---	---	---	---	0	1	0	0	*50	2	0	0	---	---	---	---	---	---	---	---	31	4	0	0
Boston College	0	0	0	0	0	0	0	0	0	0	0	0	*42	4	1	0	1	0	0	0	---	---	---	---	*20	1	0	0
Syracuse	0	0	0	0	0	0	0	0	0	1	0	0	*41	1	0	0	0	0	0	0	---	---	---	---	1	1	0	0
Wake Forest	0	0	0	0	0	0	0	0	0	0	0	0	32	3	1.5	1	3	1	0	0	---	---	---	---	*33	4	0.5	0
Georgia Tech	---	---	---	---	---	---	---	---	0	0	0	0	*35	0	0	0	0	0	0	0	---	---	---	---	*19	7	1	0
Georgia State	---	---	---	---	0	0	0	0	0	0	0	0	---	---	---	---	26	2	1	0	0	0	0	0	---	---	---	---
South Carolina	---	---	---	---	0	0	0	0	0	0	0	0	*40	2	0	0	0	0	0	0	---	---	---	---	24	2	0	0
Oklahoma	0	0	0	0	0	0	0	0	0	0	0	0	*36	2	0	0	6	1	0	0	0	0	0	0	*32	1	1	0
Totals	16	2	1	0	31	4	0	0	3	3	0	0	438	27	7	2	92	8	2.5	0	10	0	0	0	256	34	3.5	1

	#15 GREEN				#50 JARRETT				#14 JENKINS				#18 JOHNSON				#52 JONES				#20 KEARSE				#90 LAWSON			
Opponent	Snaps	Tac	PBU	Int	Snaps	Tac	TFL	Sk	Snaps	Tac	PBU	Int	Snaps	Tac	PBU	Int	Snaps	Tac	TFL	Sk	Snaps	Tac	PBU	Int	Snaps	Tac	TFL	Sk
Georgia	0	1	0	0	*43	6	0	0	*39	1	0	0	34	1	0	0	18	5	0	0	*55	9	1	0	33	4	0	0
SC State	26	4	0	0	*13	2	0	0	---	---	---	---	29	2	1	1	32	7	0	0	*24	4	2	0	24	5	2	1
Florida State	1	1	0	0	*54	1	0	0	5	1	0	0	12	0	0	1	0	2	0	0	*65	4	2	1	14	2	0	0
North Carolina	0	1	0	0	*58	6	0.5	0	---	---	---	---	20	2	0	0	1	0	0	0	*72	8	0	0	23	4	1	1
NC State	15	2	0	0	*30	9	0	0	---	---	---	---	31	0	1	0	29	5	0	0	*39	3	0	0	22	1	0	0
Louisville	5	3	0	0	*44	7	1	0	---	---	---	---	8	1	0	0	9	1	0	0	*69	10	1	0	*21	2	0	0
Boston College	45	8	0	0	*43	4	1.5	0	---	---	---	---	7	0	0	0	3	0	0	0	*58	5	0	0	18	2	1	0
Syracuse	2	0	0	0	*41	6	1	0	6	1	0	0	6	1	0	0	0	0	0	0	*61	6	0	0	16	4	0	0
Wake Forest	21	1	0	0	*44	9	2.5	1.5	---	---	---	---	6	1	0	0	0	0	0	0	*69	2	1	0	30	6	4	1.5
Georgia Tech	*26	1	0	0	*45	8	0	0	---	---	---	---	1	0	0	0	0	2	0	0	*64	4	0	0	25	4	1	0
Georgia State	---	---	---	---	*32	8	0	0	---	---	---	---	24	3	0	0	6	2	0.5	0	*44	5	0	1	26	2	1	0
South Carolina	---	---	---	---	*45	3	0	0	---	---	---	---	*37	1	0	0	22	3	0	0	37	3	0	0	24	4	1	0
Oklahoma	18	2	0	1	*38	4	3.5	0	11	1	0	0	27	1	0	0	19	2	0	0	*41	4	0	0	19	4	0	0
Totals	159	24	0	1	530	73	10	1.5	61	4	0	0	242	13	2	2	139	29	0.5	0	698	67	7	2	295	44	11	3.5

	#6 O'DANIEL				#1 OGUNDEKO				#56 PAGANO				#26 PETERS				#48 READER				#46 RICHARDSON				#85 ROGERS			
Opponent	Snaps	Tac	TFL	Sk	Snaps	Tac	TFL	Sk	Snaps	Tac	TFL	Sk	Snaps	Tac	PBU	Int	Snaps	Tac	TFL	Sk	Snaps	Tac	TFL	Sk	Snaps	Tac	TFL	Sk
Georgia	---	---	---	---	---	---	---	---	---	---	---	---	---	---	---	---	23	5	0.5	0	0	0	0	0	---	---	---	---
SC State	1	4	0	0	---	---	---	---	19	4	0	0	*29	1	0	0	15	1	0	0	---	---	---	---	3	0	0	0
Florida State	0	1	0	0	---	---	---	---	---	---	---	---	*61	6	1	0	22	5	0	0	---	---	---	---	---	---	---	---
North Carolina	0	1	0	0	---	---	---	---	---	---	---	---	*73	9	2	0	*27	2	0	0	---	---	---	---	---	---	---	---
NC State	17	3	0	0	8	0	0	0	14	4	0	0	*39	2	1	0	---	---	---	---	3	0	0	0	3	0	0	0
Louisville	2	3	0	0	0	0	0	0	---	---	---	---	*66	6	0	0	20	2	0	0	---	---	---	---	---	---	---	---
Boston College	0	0	0	0	---	---	---	---	---	---	---	---	*53	3	0	0	9	1	0	0	---	---	---	---	---	---	---	---
Syracuse	0	0	0	0	---	---	---	---	---	---	---	---	*61	4	2	0	23	3	0	0	---	---	---	---	---	---	---	---
Wake Forest	0	1	0	0	1	0	0	0	---	---	---	---	*69	4	4	0	25	3	0.5	0.5	---	---	---	---	---	---	---	---
Georgia Tech	41	10	1	1	0	0	0	0	---	---	---	---	*64	2	0	0	21	2	0	0	---	---	---	---	---	---	---	---
Georgia State	*21	5	0	0	4	4	0	0	11	1	0	0	*57	7	2	1	22	0	0	0	---	---	---	---	3	1	0	0
South Carolina	0	1	0	0	0	1	0	0	---	---	---	---	*74	7	1	0	22	3	1.5	1	---	---	---	---	---	---	---	---
Oklahoma	5	2	0	0	3	0	0	0	10	1	0	0	*45	1	2	0	21	0	0	0	---	---	---	---	4	1	0	0
Totals	87	31	1	1	16	5	0	0	54	10	0	0	691	52	15	1	250	27	2.5	1.5	3	0	0	0	13	2	0	0

CLEMSON OFFENSIVE DRIVE CHARTS

GEORGIA

#	Qtr	Clock	Spot	Plays	Yards	TOP	Result
1.	1	14:53	30	12	70	•4:07	TD
2.	1	9:04	10	3	8	1:15	Punt
3.	1	6:33	16	3	3	0:36	Punt
4.	1	3:16	9	3	-4	1:34	Punt
5.	1-2	0:34	22	6	78	1:42	TD
6.	2	11:51	32	10	68	•4:23	TD
7.	2	7:15	25	5	18	1:29	INT
8.	2	4:10	18	13	65	3:22	MFG
9.	3	11:23	23	3	8	1:50	Punt
10.	3	6:31	7	3	5	1:20	Punt
11.	3	3:17	20	3	7	1:04	Punt
12.	3-4	0:16	8	4	19	2:20	Punt
13.	4	10:22	17	3	-3	1:17	Punt
14.	4	8:44	19	3	-6	1:00	Punt
15.	4	7:34	25	3	-15	2:10	Punt

SC STATE

#	Qtr	Clock	Spot	Plays	Yards	TOP	Result
1.	1	14:57	32	7	68	•2:22	TD
2.	1	10:58	*44	11	39	•4:07	FG
3.	1	4:59	*40	4	5	0:47	Downs
4.	1-2	2:51	21	8	79	•2:57	TD
5.	2	13:44	36	7	64	2:27	TD
6.	2	9:18	48	6	31	2:08	FG
7.	2	5:39	22	6	78	•1:53	TD
8.	2	0:49	11	6	33	0:49	Half
9.	3	12:59	47	7	53	•1:29	TD
10.	3	10:07	28	5	65	•2:17	FG
11.	3	6:28	35	4	65	0:57	TD
12.	3-4	0:08	49	6	51	•1:34	TD
13.	4	11:55	48	7	52	•3:19	TD
14.	4	6:42	11	6	24	2:37	Fumble
15.	4	4:01	28	6	28	4:01	Half

FLORIDA STATE

#	Qtr	Clock	Spot	Plays	Yards	TOP	Result
1.	1	15:00	25	3	8	1:11	Punt
2.	1	12:56	41	6	53	•1:54	MFG
3.	1	7:36	16	3	9	2:03	Punt
4.	1-2	4:35	12	10	75	•4:43	FG
5.	2	12:38	29	8	36	2:51	Punt
6.	2	8:50	*47	6	47	•2:54	TD
7.	2	4:05	16	3	9	1:59	Punt
8.	2	0:45	4	1	3	0:45	Half
9.	3	11:05	25	5	18	2:20	Punt
10.	3-4	6:20	27	13	50	•6:24	MFG
11.	4	13:16	36	4	64	•1:32	TD
12.	4	8:55	14	3	5	1:30	Punt
13.	4	6:00	17	5	15	1:49	Punt
14.	4	2:14	*26	2	12	0:38	Fumble
15.	OT	-----	*25	4	9	-----	Downs

NORTH CAROLINA

#	Qtr	Clock	Spot	Plays	Yards	TOP	Result
1.	1	13:09	26	2	74	0:35	TD
2.	1	11:11	17	6	26	3:02	Punt

3.	1	3:48	*44	8	34	•3:06	FG
4.	2	14:49	38	6	62	1:56	TD
5.	2	11:13	*43	4	15	1:26	FG
6.	2	6:45	25	5	22	2:53	Punt
7.	2	3:08	34	3	5	1:33	Punt
8.	2	0:08	18	1	-1	0:08	Half
9.	3	15:00	25	4	13	1:09	INT
10.	3	12:17	25	8	75	2:47	TD
11.	3	7:39	36	4	64	1:18	TD
12.	3-4	3:51	25	11	75	4:07	TD
13.	4	14:26	23	3	8	1:29	Punt
14.	4	10:54	16	12	84	•4:58	TD
15.	4	5:03	20	3	3	1:02	Punt
16.	4	2:25	20	5	14	2:25	Half

NC STATE

#	Qtr	Clock	Spot	Plays	Yards	TOP	Result
1.	1	14:55	18	7	82	2:17	TD
2.	1	11:38	35	6	65	1:56	TD
3.	1	8:05	36	10	64	•3:33	TD
4.	1-2	2:03	28	11	41	4:24	MFG
5.	2	12:03	*14	4	14	•1:07	TD
6.	2	8:45	40	9	46	•3:13	FG
7.	2	3:00	11	3	-5	1:34	Punt
8.	3	13:35	8	11	67	4:04	FG
9.	3	7:16	5	11	47	5:45	Punt
10.	4	14:44	*10	4	7	•2:03	Downs
11.	4	9:41	9	6	46	4:10	Punt
12.	4	0:29	8	1	-1	0:29	Half

LOUISVILLE

#	Qtr	Clock	Spot	Plays	Yards	TOP	Result
1.	1	13:00	37	3	1	1:08	Punt
2.	1	9:48	20	3	-1	0:57	Punt
3.	1	6:44	9	2	2	0:38	INT
4.	1	4:39	25	5	3	2:19	Punt
5.	2	14:51	15	3	-3	1:22	Punt
6.	2	11:30	6	3	8	1:18	Punt
7.	2	10:12	*37	3	-2	1:26	Punt
8.	2	3:13	27	3	9	1:22	Punt
9.	2	1:01	46	6	48	•1:01	Half
10.	3	14:54	22	3	1	1:01	Punt
11.	3	12:12	48	6	24	2:29	FG
12.	3	7:21	32	4	8	0:46	Downs
13.	3	5:21	29	3	8	0:58	Punt
14.	3	3:09	22	10	55	3:09	FG
15.	4	13:57	44	2	-7	0:35	INT
16.	4	10:29	43	3	6	1:13	Punt
17.	4	6:58	28	12	68	•5:34	FG
18.	4	0:21	1	1	1	0:21	Half

BOSTON COLLEGE

#	Qtr	Clock	Spot	Plays	Yards	TOP	Result
1.	1	12:30	32	3	4	1:51	Punt
2.	1	8:11	9	9	38	4:28	Punt
3.	1	1:38	39	3	7	1:38	Punt
4.	2	13:03	50	4	50	•1:21	TD
5.	2	10:12	20	3	1	1:40	Punt

6.	2	7:25	17	7	31	2:28	Punt
7.	2	3:21	25	12	69	•3:21	FG
8.	3	14:54	18	5	23	1:40	Punt
9.	3	11:41	23	3	5	1:21	Punt
10.	3	7:22	3	14	54	5:12	Punt
11.	3-4	0:35	19	7	22	2:09	Punt
12.	4	10:53	18	6	82	1:18	TD
13.	4	5:48	20	3	7	2:23	Punt
14.	4	0:49	31	3	-5	0:49	Half

SYRACUSE

#	Qtr	Clock	Spot	Plays	Yards	TOP	Result
1.	1	13:36	32	3	7	1:46	Punt
2.	1	9:38	19	5	13	2:01	Punt
3.	1	5:54	*48	1	0	0:09	INT
4.	1-2	0:40	20	9	42	3:38	Punt
5.	2	9:14	11	12	69	4:37	FG
6.	2	3:21	*33	4	25	•1:13	Fumble
7.	2	1:22	24	1	1	0:10	Fumble
8.	3	14:56	27	3	5	1:10	Punt
9.	3	13:36	*31	3	-12	1:20	Punt
10.	3	11:20	32	3	12	0:39	INT
11.	3	10:32	50	12	49	•3:56	FG
12.	3	5:09	*46	5	22	1:39	FG
13.	3-4	1:42	27	7	73	2:14	TD
14.	4	12:06	16	3	-3	1:56	Punt
15.	4	8:17	24	15	67	•8:17	Half

WAKE FOREST

#	Qtr	Clock	Spot	Plays	Yards	TOP	Result
1.	1	9:54	21	6	6	2:58	Punt
2.	1	3:58	15	4	20	1:02	INT
3.	1-2	1:00	28	3	9	1:26	Punt
4.	2	12:29	29	8	60	•3:40	FG
5.	2	7:56	*23	3	23	0:56	TD
6.	2	4:31	25	12	75	•4:04	TD
7.	3	15:00	25	12	54	4:49	FG
8.	3	6:46	36	12	47	•4:19	Downs
9.	3-4	0:54	1	3	0	1:10	Punt
10.	4	11:03	32	1	68	0:10	TD
11.	4	10:31	28	9	72	3:55	TD
12.	4	5:18	*43	4	8	1:44	Downs
13.	4	2:38	*32	4	9	1:41	Downs

GEORGIA TECH

#	Qtr	Clock	Spot	Plays	Yards	TOP	Result
1.	1	15:00	25	3	0	1:18	Punt
2.	1	11:03	49	11	41	•4:33	FG
3.	1	4:12	50	8	42	•3:50	INT
4.	1-2	0:22	25	5	15	2:09	Punt
5.	2	9:01	25	3	6	1:16	Punt
6.	2	2:28	31	3	7	0:58	Punt
7.	3	12:45	25	1	0	0:07	INT
8.	3	9:05	30	8	56	•3:18	FG
9.	3	3:04	39	5	12	1:41	INT
10.	3-4	1:23	25	6	5	3:34	Punt
11.	4	8:25	25	3	-5	1:53	Punt

GEORGIA STATE

#	Qtr	Clock	Spot	Plays	Yards	TOP	Result
1.	1	11:52	21	5	16	1:59	Punt
2.	1	8:54	*49	2	12	0:27	INT
3.	1	7:35	*30	5	30	•1:30	TD
4.	1	2:35	*26	4	26	•1:32	TD
5.	2	13:14	13	8	35	4:06	Punt
6.	2	6:48	*47	6	47	•2:12	TD
7.	2	2:21	47	8	53	•1:47	TD
8.	3	15:00	25	5	12	1:53	Punt
9.	3	9:32	22	7	21	3:02	Punt
10.	3-4	1:05	*46	6	7	2:04	Downs
11.	4	12:20	28	9	50	3:42	MFG
12.	4	7:12	33	3	5	1:34	Punt
13.	4	4:35	*47	9	38	•4:06	Downs

SOUTH CAROLINA

#	Qtr	Clock	Spot	Plays	Yards	TOP	Result
1.	1	11:16	3	8	68	3:16	MFG
2.	1	3:36	20	4	80	1:10	TD
3.	1-2	1:02	1	7	43	3:13	Punt
4.	2	11:48	*36	3	36	•0:34	TD
5.	2	9:54	39	10	61	•4:59	TD
6.	2	3:57	35	6	20	2:40	INT
7.	2	0:03	35	1	-1	0:03	Half
8.	3	15:00	25	3	9	1:39	Punt
9.	3	9:56	19	3	7	1:18	Punt
10.	3	4:42	30	1	70	0:12	TD
11.	3-4	1:14	3	3	5	2:09	Punt
12.	4	12:32	30	4	14	2:08	Punt
13.	4	7:49	25	9	75	•5:14	TD

CLEMSON'S LONG PLAYS

Yds	Player(s)	Type	Opp.
74	* D. Watson to Hopper	Pass	UNC
70	* D. Watson to A. Scott	Pass	USC
69	Stoudt to A. Scott	Pass	SCS
68	* Stoudt to A. Scott	Pass	WFU
65	* Stoudt to A. Scott	Pass	OKL
56	* D. Watson to M. Williams	Pass	NCS
53	* D. Watson to A. Scott	Pass	USC
50	* D. Watson to Hopper	Pass	UNC
45	Stoudt to Seckinger	Pass	WFU
39	D. Watson to M. Williams	Pass	SCS
39	D. Watson to M. Williams	Pass	FSU
38	Stoudt to M. Williams	Pass	UGA
37	* Stoudt to A. Scott	Pass	SCS
37	D. Watson to A. Scott	Pass	SCS
35	Stoudt to A. Scott	Pass	UGA
34	Stoudt to M. Williams	Pass	SCS
34	* D. Watson to McCullough	Pass	SCS
34	Choice	Run	NCS
34	Gallman	Run	GAT
33	D. Watson to M. Williams	Pass	FSU
33	* D. Watson to M. Williams	Pass	UNC
33	* D. Watson to A. Scott	Pass	UNC
32	Stoudt to A. Scott	Pass	FSU
32	Stoudt to M. Williams	Pass	BOC
32	* Davidson	Run	BOC
32	Gallman	Run	USC
31	D. Watson to M. Williams	Pass	UNC
31	* D. Watson to M. Williams	Pass	NCS
31	Gallman	Run	USC
31	Stoudt to M. Williams	Pass	OKL
30	* D. Watson to Peake	Pass	UGA
30	Fleming	Run	SCS
30	* Gallman	Run	WFU
29	D. Watson to M. Williams	Pass	UGA
28	D. Watson to Hopper	Pass	FSU
28	D. Watson to Hopper	Pass	NCS
27	D. Watson to Seckinger	Pass	UNC
27	D. Watson to Kitt	Pass	UNC
27	Gallman	Run	USC
26	D. Watson to A. Scott	Pass	USC
26	* Stoudt to M. Williams	Pass	OKL
25	Stoudt to Humphries	Pass	SCS
25	Stoudt to M. Williams	Pass	SYR
25	D. Watson to M. Williams	Pass	USC
24	* D. Watson to M. Williams	Pass	UNC
24	D. Watson to M. Williams	Pass	NCS
24	D. Watson to M. Williams	Pass	NCS
24	D. Watson to Hopper	Pass	FSU
24	* Stoudt to Hopper	Pass	OKL
23	Stoudt to M. Williams	Pass	LOU
22	Stoudt to Peake	Pass	OKL
21	Stoudt to M. Williams	Pass	UGA
21	D. Watson to Leggett	Pass	NCS
21	Stoudt to Leggett	Pass	BOC
21	Gallman	Run	SYR
21	Stoudt to A. Scott	Pass	SYR
20	Stoudt to McCullough	Pass	SCS
20	Howard	Run	SCS
20	Stoudt to Leggett	Pass	LOU

OPPONENT OFFENSIVE DRIVE CHARTS

GEORGIA

#	Qtr	Clock	Spot	Plays	Yards	TOP	Result
1.	1	10:46	25	3	-4	1:42	Punt
2.	1	7:49	43	5	57	1:13	TD
3.	1	5:57	47	5	44	•2:41	Fumble
4.	1	1:42	*36	5	36	•1:07	TD
5.	2	13:52	25	3	9	2:01	Punt
6.	2	5:46	48	3	-2	1:36	Punt
7.	2	0:48	20	3	-7	0:48	Half
8.	3	14:56	33	10	57	•3:29	FG
9.	3	9:33	18	7	39	3:02	Punt
10.	3	5:11	40	3	7	1:54	Punt
11.	3	2:13	34	6	17	1:57	Punt
12.	4	12:56	18	6	82	•2:30	TD
13.	4	9:05	*47	1	47	0:12	TD
14.	4	7:44	49	1	51	0:10	TD
15.	4	5:24	*30	7	21	•5:24	Half

SC STATE

#	Qtr	Clock	Spot	Plays	Yards	TOP	Result
1.	1	12:35	25	3	-16	1:37	Punt
2.	1	6:46	16	4	-15	1:47	Punt
3.	1	4:12	35	3	1	1:21	Punt
4.	2	14:54	25	3	0	1:10	Punt
5.	2	11:11	18	3	7	1:53	Punt
6.	2	7:03	28	3	5	1:24	Punt
7.	2	3:39	18	8	38	2:50	Punt
8.	3	15:00	26	3	-1	2:01	Punt
9.	3	11:27	35	3	-3	1:20	Punt
10.	3	7:45	31	3	-1	1:17	Punt
11.	3	5:31	25	6	26	3:05	INT
12.	3	2:26	25	3	-9	2:18	Punt
13.	4	13:34	25	4	-25	1:34	Safety
14.	4	8:30	35	4	12	1:48	Punt

FLORIDA STATE

#	Qtr	Clock	Spot	Plays	Yards	TOP	Result
1.	1	13:49	26	3	-4	0:53	Punt
2.	1	11:02	20	9	48	3:22	FG
3.	1	5:33	26	4	31	0:58	Punt
4.	2	14:47	29	3	-8	2:09	Punt
5.	2	9:47	9	3	-3	0:57	Punt
6.	2	5:50	29	4	12	1:45	Punt
7.	2	2:06	*38	3	-7	1:21	Punt
8.	3	14:57	32	9	68	•3:52	TD
9.	3	8:45	25	5	7	2:25	Punt
10.	4	14:56	23	5	30	1:40	INT
11.	4	11:37	25	7	22	2:42	Punt
12.	4	7:25	24	3	76	1:21	TD

13.	4	4:11	12	4	13	1:57	INT
14.	4	1:36	14	3	2	1:36	Half
15.	OT	-----	*25	2	25	•-----	TD

NORTH CAROLINA

#	Qtr	Clock	Spot	Plays	Yards	TOP	Result
1.	1	14:57	20	3	-4	1:48	Punt
2.	1	12:34	25	5	17	1:23	Punt
3.	1	8:09	4	10	33	4:21	Punt
4.	1-2	0:37	18	3	1	0:48	Punt
5.	2	12:53	25	3	-18	1:40	Punt
6.	2	9:47	25	10	75	•3:02	TD
7.	2	3:52	8	3	-8	0:39	Safety
8.	2	1:35	15	8	30	1:27	Punt
9.	3	13:51	44	5	56	1:34	TD
10.	3	9:23	22	6	2	1:44	Punt
11.	3	6:15	20	7	80	•2:24	TD
12.	4	14:44	25	1	75	0:14	TD
13.	4	12:57	41	3	-5	2:03	Punt
14.	4	5:51	42	4	58	•0:43	TD
15.	4	4:01	24	8	51	•1:36	INT

NC STATE

#	Qtr	Clock	Spot	Plays	Yards	TOP	Result
1.	1	12:38	25	3	0	1:00	Punt
2.	1	9:42	25	3	2	1:37	Punt
3.	1	4:32	25	3	2	2:29	Punt
4.	2	12:39	31	3	-17	0:36	Fumble
5.	2	10:56	25	3	3	2:11	Punt
6.	2	5:32	25	7	29	2:32	Punt
7.	2	1:26	*39	6	32	•1:26	Half
8.	3	15:00	25	4	24	1:25	Punt
9.	3	9:31	25	1	-9	0:08	Fumble
10.	3	9:23	25	4	14	2:07	Punt
11.	3-4	1:31	9	4	25	1:47	Fumble
12.	4	12:41	3	5	20	3:00	Punt
13.	4	5:31	11	11	44	5:02	Punt

LOUISVILLE

#	Qtr	Clock	Spot	Plays	Yards	TOP	Result
1.	1	15:00	25	3	2	1:02	Punt
2.	1	13:58	25	3	-6	0:58	Punt
3.	1	11:52	16	4	16	2:04	Punt
4.	1	8:51	35	4	25	2:07	Punt
5.	1	6:06	*25	4	1	1:27	FG
6.	1-2	2:20	50	5	50	•2:24	TD
7.	2	13:29	50	3	-9	1:59	Punt
8.	2	8:46	9	3	-9	1:30	Fumble
9.	2	7:16	25	7	13	4:03	Punt

10.	2	1:51	14	3	3	0:50	Punt
11.	3	13:53	33	3	-7	1:41	Punt
12.	3	9:43	25	3	4	2:22	Punt
13.	3	6:35	*40	5	40	1:08	TD
14.	3	4:23	17	3	9	1:14	Punt
15.	4	14:56	23	3	-2	0:59	Punt
16.	4	13:22	48	4	9	2:53	Downs
17.	4	9:16	17	4	19	2:18	Punt
18.	4	1:20	19	5	79	•0:59	Downs

BOSTON COLLEGE

#	Qtr	Clock	Spot	Plays	Yards	TOP	Result
1.	1	15:00	25	3	-9	2:30	Punt
2.	1	10:39	23	5	12	2:28	Punt
3.	1	3:43	6	3	7	2:05	Punt
4.	2	15:00	20	3	-4	1:57	Punt
5.	2	11:34	*49	3	3	1:22	Punt
6.	2	8:32	37	3	63	1:03	TD
7.	2	4:57	17	3	1	1:36	Punt
8.	3	13:14	20	3	0	1:33	Punt
9.	3	10:20	36	4	23	2:58	Punt
10.	3	2:10	17	3	8	1:35	Punt
11.	4	13:26	16	7	84	•2:27	TD
12.	4	9:29	19	6	14	3:41	Punt
13.	4	3:25	18	10	51	2:36	Downs

SYRACUSE

#	Qtr	Clock	Spot	Plays	Yards	TOP	Result
1.	1	14:55	19	3	0	1:19	Punt
2.	1	11:50	13	5	20	2:12	Punt
3.	1	7:37	16	3	-6	1:43	Punt
4.	1	5:45	14	13	61	5:00	FG
5.	2	12:02	20	6	16	2:48	Punt
6.	2	4:37	25	3	6	1:16	INT
7.	2	2:08	8	4	18	0:46	Punt
8.	2	1:12	*25	4	-6	1:12	FG
9.	3	13:46	26	2	5	0:10	Fumble
10.	3	12:16	14	3	3	0:56	Punt
11.	3	10:41	*42	1	0	0:09	INT
12.	3	6:30	12	3	-3	1:21	Punt
13.	3	3:24	28	4	12	1:42	Punt
14.	4	14:21	31	4	7	2:15	Punt
15.	4	10:10	49	7	27	1:53	MFG

WAKE FOREST

#	Qtr	Clock	Spot	Plays	Yards	TOP	Result
1.	1	15:00	25	9	24	5:06	Punt
2.	1	6:56	22	6	20	2:58	Punt
3.	1	2:56	*43	5	43	•1:47	TD
4.	2	14:34	25	3	-5	2:05	Punt
5.	2	8:42	37	4	-14	0:46	Downs
6.	2	6:50	27	3	3	1:49	Punt
7.	2	5:01	*13	2	13	•0:30	TD
8.	2	0:21	38	3	30	0:21	FG
9.	3	10:06	21	9	43	3:20	MFG
10.	3	2:27	17	3	9	1:33	Punt
11.	4	14:44	47	7	40	•3:36	FG
12.	4	10:53	25	3	0	0:22	Punt
13.	4	6:36	25	3	-20	1:18	Punt
14.	4	3:34	35	4	-3	0:56	Downs
15.	4	0:57	23	3	6	0:57	Half

GEORGIA TECH

#	Qtr	Clock	Spot	Plays	Yards	TOP	Result
1.	1	13:42	36	6	15	2:39	Fumble
2.	1	6:24	16	3	-5	2:12	Punt
3.	2	13:13	22	8	70	•4:06	FG
4.	2	7:45	25	12	44	5:17	MFG
5.	2	1:30	31	4	-7	1:30	Downs
6.	3	15:00	25	4	75	•2:15	TD
7.	3	12:38	*44	6	29	•3:24	FG
8.	3	5:40	29	5	32	2:36	Fumble
9.	4	12:49	31	7	45	•4:24	FG
10.	4	6:32	29	10	55	•6:32	Half

GEORGIA STATE

#	Qtr	Clock	Spot	Plays	Yards	TOP	Result
1.	1	14:55	21	6	6	3:03	Punt
2.	1	9:53	19	3	5	0:59	Punt
3.	1	8:27	6	3	3	0:52	Punt
4.	1	6:01	32	8	41	3:26	INT
5.	1-2	0:56	25	6	7	2:42	Punt
6.	2	9:08	19	3	-2	0:56	Punt
7.	2	8:12	*49	3	-4	1:24	INT
8.	2	4:28	24	7	26	2:07	INT
9.	2	0:29	16	1	-1	0:29	Half
10.	3	13:07	15	6	19	3:35	Punt
11.	3	6:30	21	10	25	5:25	Downs
12.	4	14:01	39	3	0	1:41	Punt
13.	4	8:38	22	3	7	1:26	Punt

OPPONENTS' LONG PLAYS

Yds	Player(s)	Type	Team
75	* Williams to Switzer	Pass	UNC
74	* Maguire to Greene	Pass	FSU
73	Gardner to Quick	Pass	LOU
67	Williams to E. Albright	Pass	UNC
65	Thomas	Run	GAT
59	Thompson to Da. Williams	Pass	USC
51	*Gurley	Run	UGA
48	Murphy to Crimmins	Pass	BOC
47	*Chubb	Run	UGA
46	Snoddy	Run	GAT
46	Thompson to P. Cooper	Pass	USC
43	Murphy	Run	BOC
41	* Williams to Thorpe	Pass	UNC
40	Lewis-Freeman	Run	SCS
39	Bonnafton to Do. Brown	Pass	LOU
38	Gurley	Run	UGA
36	Maguire to Wilson	Pass	FSU
35	Bordner to Callinan	Pass	BOC
30	Andrews	Run	GAT
27	Maguire to K. Williams	Pass	FSU
26	Williams to Q. Davis	Pass	UNC
26	* Murphy to Alston	Pass	BOC
25	Perine	Run	OKL
24	Crump to Wolford	Pass	WFU
24	Thompson to Anderson	Pass	USC
23	* Gurley	Run	UGA
23	Mason to Bennett	Pass	UGA
23	Long to Broyld	Pass	SYR
22	Gardner to Quick	Pass	LOU
22	* Gardner to Rogers	Pass	LOU
22	Days	Run	GAT
22	Perine	Run	OKL
21	Maguire to O'Leary	Pass	FSU
21	Arbuckle to Harden	Pass	GSU
20	Williams to Proehl	Pass	UNC
20	Williams to Howard	Pass	UNC
20	Wortham	Run	WFU
20	* P. Cooper	Run	USC
20	P. Cooper to Brent	Pass	USC
20	Ross	Run	OKL

GAME RECAPS

GAME 1	CLEMSON	21
	GEORGIA	45
	AUGUST 30, 2014 SANFORD STADIUM • ATHENS, GA.	

It was an engaging matchup throughout the first three quarters, but No. 12 Georgia pulled away to defeat No. 16 Clemson 45-21 in Athens behind an impressive rushing attack. It was the Tigers' first loss in a season-opener under Head Coach Dabo Swinney.

Georgia's ground game, led by Todd Gurley, amassed 328 yards, with Gurley accounting for 198. Behind his dynamic, superstar ability, the Bulldogs scored two touchdowns to end the first quarter with a 14-7 lead.

The Clemson defense played effectively in the first half, holding Georgia to 68 passing yards and 45 rushing yards. But after Clemson took a 21-14 lead on C.J. Davidson's one-yard touchdown run in the second quarter, Gurley broke through, taking a kickoff return 100 yards to tie the score again.

Georgia kicked a field goal in the third quarter to take the lead for good, while the Bulldog defense kept Clemson off the scoreboard during the entire second half. Georgia scored on three consecutive offensive plays in the fourth quarter to pull away.

GAME STATS

Clemson	7	14	0	0	21
Georgia	14	7	3	21	45
CU Howard 1 run (Lakip kick), 1st, 10:46, 12-70					
UGA Gurley 23 run (Morgan kick), 1st, 6:36, 5-57					
UGA Mason 2 run (Morgan kick), 1st, 0:35, 5-36					
CU Peake 30 pass from D. Watson (Lakip kick), 2nd, 13:52, 6-78					
CU Davidson 1 run (Lakip kick), 2nd, 7:28, 10-68					
UGA Gurley 100 kickoff return (Morgan kick), 2nd, 7:15					
UGA Morgan 27 FG, 3rd, 11:27, 10-57					
UGA Gurley 18 run (Morgan kick), 4th, 10:26, 6-82					
UGA Chubb 47 run (Morgan kick), 4th, 8:53, 1-47					
UGA Gurley 51 run (Morgan kick), 4th, 7:34, 1-51					
Attendance - 92,746			Weather - Mostly sunny, 87°		
Team Statistics		CU	UGA		
First Downs		15	22		
Rushing		43-88	41-328		
Passing		18-33-1	18-26-0		
Passing Yards		203	131		
Total Offense		76-291	67-459		
Yards/Play		3.8	6.9		
Return Yards		-6	61		
Fumbles-Lost		2-0	2-1		
Turnovers		1	1		
Penalties		3-40	8-65		
Interception Returns		0-0	1-0		
Punt Returns		2-(-6)	8-61		
Kickoff Returns		6-108	2-110		
Punting		10-45.1	6-44.0		
Third-Down Conversions		7-20	5-13		
Sacks		1-13	5-38		
Time of Possession		29:57	30:03		
Rushing (Car-Yards-TD)					
CU Davidson 12-43-1, Howard 11-28-1, Stoudt 13-16, Gallman 1-5, TEAM 1-(-1), D. Watson 5-(-3)					
UGA Gurley 15-198-3, Chubb 4-70-1, Michel 6-33, Hicks 2-14, McKenzie 1-9, Marshall 6-8, TEAM 1-(-1), Mason 6-(-3)-1					
Passing (Cm-Att-Yards-I-TD)					
CU Stoudt 16-29-144-1-0, D. Watson 2-4-59-0-1					
UGA Mason 18-26-131-0-0					
Receiving (Rec-Yards-TD)					
CU Humphries 5-11, M. Williams 3-88, A. Scott 2-41, Davidson 2-17, Gallman 2-17, Peake 1-30-1, McCullough 1-2, Seckinger 1-0, Howard 1-(-3)					
UGA Bennett 5-60, Michel 3-20, Rome 3-18, Conley 2-14, McKenzie 2-11, Blazeovich 1-9, Towns 1-4, Gurley 1-(-5)					

GAME 2	SC STATE	7
	CLEMSON	73
	SEPTEMBER 6, 2014 MEMORIAL STADIUM • CLEMSON, S.C.	

In their home opener, the No. 23 Tigers faced another type of Bulldog in SC State, looking to bounce back from the opener. Clemson did not disappoint, cruising to a 73-7 win.

Clemson finished the day with 735 yards, while holding SC State to just 44, with the defense not giving up an offensive touchdown. The 73 points were the most by Clemson since scoring 82 points against Wake Forest in 1981, while the 66-point margin of victory was Clemson's largest since 1957, when the Tigers defeated Presbyterian College 66-0.

On offense, Clemson moved the ball effectively, finishing with 268 rushing yards and 467 passing yards.

Wide Receiver Artavis Scott finished the day with six receptions for 164 yards and two touchdowns.

GAME STATS

SC State	0	0	0	7	7
Clemson	10	24	24	15	73
CU Humphries 2 run (Lakip kick), 1st, 12:35, 7-68					
CU Lakip 22 FG, 1st, 6:51, 11-39					
CU Peake 7 pass from D. Watson (Lakip kick), 2nd, 14:54, 8-79					
CU A. Scott 37 pass from Stoudt (Lakip kick), 2nd, 11:17, 7-64					
CU Lakip 38 FG, 2nd, 7:10, 6-31					
CU Davidson 6 run (Lakip kick), 2nd, 3:46, 6-78					
CU Howard 6 run (Lakip kick), 3rd, 11:30, 7-53					
CU Lakip 24 FG, 3rd, 7:50, 5-65					
CU McCullough 34 pass from D. Watson (Lakip kick), 3rd, 5:31, 4-65					
CU Johnson 60 interception return (Pinion kick), 3rd, 2:26					
CU A. Scott 8 pass from D. Watson (Pinion kick), 4th, 13:34, 6-51					
CU TEAM safety, 4th, 12:00					
CU Choice 4 run (C. Jenkins kick failed), 4th, 8:36, 7-52					
SCS Mitchell 35 fumble return (Scandrett kick), 4th, 4:05					
Attendance - 82,598			Weather - Sunny, 90°		
Team Statistics		SCS		CU	
First Downs		5		32	
Rushing		28-7		51-268	
Passing		12-25-1		32-42-0	
Passing Yards		37		467	
Total Offense		53-44		93-735	
Yards/Play		0.8		7.9	
Return Yards		35		62	
Fumbles-Lost		2-0		2-1	
Turnovers		1		1	
Penalties		5-30		1-5	
Interception Returns		0-0		1-60	
Punt Returns		0-0		2-2	
Kickoff Returns		7-100		3-37	
Punting		12-36.9		0-0.0	
Third-Down Conversions		2-15		10-17	
Sacks		1-10		4-38	
Time of Possession		26:04		33:56	
Rushing (Car-Yards-TD)					
SCS Lewis-Freeman 7-50, Samuel 1-12, Simmons 5-7, Moody 1-3, J. Taylor 5-2, Kollock 4-(-17), Wiley 3-(-22), TEAM 2-(-28)					
CU Gallman 10-77, Choice 12-74-1, Fleming 9-49, Howard 5-43-1, D. Watson 5-20, Schuessler 1-12, Davidson 3-4-1, Humphries 1-2-1, TEAM 2-(-5), Stoudt 3-(-8)					
Passing (Cm-Att-Yards-I-TD)					
SCS Wiley 9-15-25-1-0, Kollock 3-10-12-0-0					
CU Stoudt 22-31-302-0-1, D. Watson 8-9-154-0-3					
Receiving (Rec-Yards-TD)					
SCS West 3-18, Hemingway 2-17, Samuel 2-0, Moody 2-(-5), Freeman 1-10, J. Taylor 1-(-1), A. Smith 1-(-2)					
CU A. Scott 6-164-2, M. Williams 4-83, Peake 4-22-1, McCullough 3-61-1, Humphries 3-34, Leggett 2-25, Choice 2-15, Howard 2-15, Hopper 2-14, Dunn 2-11, Kitt 1-16, Gallman 1-7					

GAME 3	CLEMSON	17
	FLORIDA STATE	23
	SEPTEMBER 20, 2014 DOAK CAMPBELL STADIUM • TALLAHASSEE, FLA.	

The No. 22 Tigers battled the defending National Champions and threatened to end No. 1 Florida State's 18-game winning streak, but the Seminoles prevailed 23-17 in overtime when Karlos Williams scored on a 12-yard walkoff run. It was Clemson's first game against a top-ranked team since 1999, when the Tigers hosted the Seminoles.

A bright spot from the disappointing night, freshman quarterback Deshaun Watson entered the game on the Tigers' third drive and played the rest of the contest, finishing 19-28 passing for 266 yards along with 30 rushing yards and a touchdown. Watson was named ACC Rookie-of-the-Week. The Tiger offense finished with 407 total yards.

Clemson's defense came to play early and often, amassing five sacks, with Vic Beasley registering two. Clemson also limited Florida State to just 317 total yards, including only 13 yards on 27 carries.

The Tigers kept Sean Maguire under pressure for most of the night, intercepting two passes in the fourth quarter. However, Maguire and the Seminole offense made just enough plays to overcome the Tigers' pass rush to stay undefeated.

GAME STATS

Clemson	0	10	0	7	0	17
Florida State	3	0	7	7	6	23

FSU Aguayo 50 FG, 1st, 7:40, 9-48
CU Lakip 30 FG, 2nd, 14:52, 10-75
CU Howard 1 run (Lakip kick), 2nd, 5:56, 6-47
FSU Pender 1 run (Aguayo kick), 3rd, 11:05, 9-68
CU D. Watson 2 run (Pinion kick), 4th, 11:44, 4-64
FSU Greene 74 pass from Maguire (Aguayo kick), 4th, 6:04, 3-76
FSU K. Williams 12 run, OT, 2-25

Attendance - 82,316
Weather - Clear, 75°

Team Statistics	CU	FSU
First Downs	17	17
Rushing	40-101	27-13
Passing	22-33-0	21-39-2
Passing Yards	306	304
Total Offense	73-407	66-317
Yards/Play	5.6	4.8
Return Yards	28	28
Fumbles-Lost	1-1	0-0
Turnovers	1	2
Penalties	3-30	8-41
Interception Returns	2-28	0-0
Punt Returns	1-0	1-28
Kickoff Returns	2-25	4-65
Punting	7-43.1	8-40.4
Third-Down Conversions	5-16	4-15
Sacks	5-49	1-4
Time of Possession	32:41	27:19

Rushing (Car-Yards-TD)
CU Davidson 12-54, D. Watson 12-30-1, Stoudt 4-24, Choice 6-9, Gallman 4-6, Howard 1-1-1, TEAM 1-(-23)
FSU K. Williams 10-45-1, Pender 8-15-1, D. Cook 1-3, Greene 1-(-2), TEAM 1-(-2), Maguire 6-(-46)

Passing (Cm-Att-Yards-I-TD)
CU D. Watson 19-28-266-0-0, Stoudt 3-5-40-0-0
FSU Maguire 21-39-304-2-1

Receiving (Rec-Yards-TD)
CU Choice 4-46, Peake 3-28, M. Williams 2-72, Hopper 2-52, A. Scott 2-34, Humphries 2-20, Davidson 2-10, Gallman 2-3, Seckinger 1-19, Leggett 1-12, McCullough 1-10
FSU Greene 9-135-1, O'Leary 6-77, Wilson 4-56, K. Williams 1-27, C. Green 1-9

GAME RECAPS

GAME 4	NORTH CAROLINA	35
	CLEMSON	50
	SEPTEMBER 27, 2014 MEMORIAL STADIUM • CLEMSON, S.C.	

In his first career start, Deshaun Watson passed for 435 yards and six touchdowns, as the Tigers earned their first ACC victory with a 50-35 win over North Carolina at Memorial Stadium. It was the first time in history Clemson scored exactly 50 points in a game.

Watson's six touchdowns made him the first Tiger and ACC freshman in history to throw six touchdowns in a game. His 435 passing yards were also a freshman record, and he became just the fifth ACC player, regardless of class, to throw six touchdowns in a game.

Watson was not the only story of the offense. Sophomore Germone Hopper led Clemson with 139 receiving yards and two touchdowns, with Mike Williams close behind with 122 receiving yards and two touchdowns. Clemson finished with 528 yards of total offense.

GAME STATS

North Carolina	0	7	14	14	35
Clemson	10	12	14	14	50

CU Hopper 74 pass from D. Watson (Lakip kick), 1st, 12:34, 2-74
CU Lakip 27 FG, 1st, 0:42, 8-34
CU Hopper 50 pass from D. Watson (Lakip kick), 2nd, 12:53, 6-62
CU Lakip 45 FG, 2nd, 9:47, 4-15
UNC Hollins 17 pass from Williams (Weiler kick), 2nd, 6:45, 10-75
CU Lawson safety, 2nd, 3:13
UNC Thorpe 41 pass from Williams (Weiler kick), 3rd, 12:17, 5-56
CU M. Williams 24 pass from D. Watson (Lakip kick), 3rd, 9:30, 8-75
CU M. Williams 33 pass from D. Watson (Lakip kick), 3rd, 6:21, 4-64
UNC Q. Davis 2 pass from Williams (Weiler kick), 3rd, 3:51, 7-80
CU A. Scott 33 pass from D. Watson (Lakip kick), 4th, 14:44, 11-75
UNC Switzer 75 pass from Williams (Weiler kick), 4th, 14:30, 1-75
CU Leggett 5 pass from D. Watson (Lakip kick), 4th, 5:56, 12-84
UNC Hood 9 run (Weiler kick), 4th, 5:08, 4-58
Attendance - 80,599 Weather - Partly cloudy, 75°

Team Statistics	UNC	CU
First Downs	22	27
Rushing	30-84	44-92
Passing	30-49-1	28-39-1
Passing Yards	394	436
Total Offense	79-478	83-528
Yards/Play	6.1	6.4
Return Yards	29	20
Fumbles-Lost	0-0	1-0
Turnovers	1	1
Penalties	15-130	4-19
Interception Returns	1-7	1-0
Punt Returns	4-22	3-20
Kickoff Returns	5-103	3-52
Punting	8-43.1	5-46.6
Third-Down Conversions	8-18	10-18
Sacks	3-19	3-31
Time of Possession	25:52	34:08

Rushing (Car-Yards-TD)

UNC Hood 13-71-1, Trubisky 3-13, Morris 5-2, Switzer 1-1, Francis 1-0, Williams 7-(-3)
CU Davidson 9-32, Howard 13-31, D. Watson 11-28, Choice 3-5, Gallman 1-4, Hopper 1-0, Stoudt 2-(-1), TEAM 3-(-3), Humphries 1-(-4)

Passing (Cm-Att-Yards-I-TD)

UNC Williams 24-38-345-1-4, Trubisky 6-11-49-0-0
CU D. Watson 27-36-435-1-6, Stoudt 1-3-1-0-0

Receiving (Rec-Yards-TD)

UNC Howard 5-50, Q. Davis 4-48-1, Morris 4-(-1), Switzer 3-87-1, Hollins 3-35-1, Tabb 3-31, Logan 2-1, E. Albright 1-67, Thorpe 1-41-1, Proehl 1-20, Singleton 1-11, Francis 1-7, Hood 1-(-3)
CU A. Scott 8-66-1, M. Williams 6-122-2, Humphries 4-26, Hopper 3-139-2, Davidson 2-12, Kitt 1-27, Seckinger 1-27, Howard 1-8, Leggett 1-5-1, Gallman 1-4

GAME 5	NC STATE	0
	CLEMSON	41
	OCTOBER 4, 2014 MEMORIAL STADIUM • CLEMSON, S.C.	

Clemson recorded its first shutout in the Dabo Swinney era, as the defense responded to the challenge set by the coaches in practice all week to limit big plays from opposing offenses, blanking NC State 41-0.

It was the Tigers' first shutout since 2008 against SC State and the first against an ACC opponent in 16 years. It was also the largest margin of victory in series history by either team.

The defense faced a challenge in quarterback Jacoby Brissett, who entered the game leading the ACC in passing touchdowns. The Tigers stepped up, holding State to only 36 total yards in the first half. The front seven was led by Vic Beasley, who tied Clemson's all-time career sack record, all while collecting a caused fumble and return for a touchdown on the same play.

On offense, it was business as usual, as Deshaun Watson opened the game with a seven-play, 82-yard drive, capped by a 56-yard touchdown pass to wide receiver Mike Williams, setting the tone for the day.

Watson, the ACC Offensive Back-of-the-Week and ACC Rookie-of-the-Week, finished 17-29 for 267 yards and two touchdowns, while adding two rushing touchdowns and 62 yards on the ground.

On his 20th birthday, Williams caught both touchdowns and led all players with 155 receiving yards.

GAME STATS

NC State	0	0	0	0	0
Clemson	21	10	10	0	41

CU M. Williams 56 pass from D. Watson (Lakip kick), 1st, 12:38, 7-82
CU M. Williams 31 pass from D. Watson (Lakip kick), 1st, 9:42, 6-65
CU D. Watson 5 run (Lakip kick), 1st, 4:32, 10-64
CU D. Watson 3 run (Lakip kick), 2nd, 10:56, 4-14
CU Lakip 31 FG, 2nd, 5:32, 9-46
CU Lakip 43 FG, 3rd, 9:31, 11-67
CU V. Beasley 16 fumble return (Lakip kick), 3rd, 9:23
Attendance - 79,118 Weather - Sunny, 64°

Team Statistics	NCS	CU
First Downs	12	25
Rushing	38-119	50-226
Passing	4-19-0	17-30-0
Passing Yards	35	267
Total Offense	57-154	80-493
Yards/Play	2.7	6.2
Return Yards	7	74
Fumbles-Lost	3-3	0-0
Turnovers	3	0
Penalties	5-45	9-97
Interception Returns	0-0	0-0
Punt Returns	1-7	5-34
Kickoff Returns	0-0	1-18
Punting	9-45.6	3-37.7
Third-Down Conversions	3-14	12-19
Sacks	2-16	3-30
Time of Possession	25:20	34:40

Rushing (Car-Yards-TD)

NCS Creevy 7-43, Thornton 6-39, Dayes 7-17, Brissett 16-14, Cherry 1-6, Underwood 1-0
CU D. Watson 15-62-2, Gallman 13-58, Choice 9-56, Howard 5-30, Davidson 4-18, Stoudt 1-6, Humphries 1-(-1), TEAM 1-(-1), Schuessler 1-(-2)

Passing (Cm-Att-Yards-I-TD)

NCS Brissett 4-18-35-0-0, TEAM 0-1-0-0-0
CU D. Watson 17-29-267-0-2, Stoudt 0-1-0-0-0

Receiving (Rec-Yards-TD)

NCS Thornton 1-18, Alston 1-9, Underwood 1-8, Dayes 1-0
CU M. Williams 6-155-2, Gallman 3-21, Choice 2-21, Kitt 2-8, Hopper 1-28, Leggett 1-21, Humphries 1-8, Davidson 1-5

GAME 6	LOUISVILLE	17
	CLEMSON	23
	OCTOBER 11, 2014 MEMORIAL STADIUM • CLEMSON, S.C.	

The No. 25 Clemson Tigers pulled out a 23-17 victory over Louisville with their backs against the wall, holding the Cardinals on a last-minute, goal-line stand to preserve a hard-fought victory.

With freshman quarterback Deshaun Watson forced to leave the game due to a broken hand, Cole Stoudt stepped in and went 20-33 for 162 yards. Artavis Scott led all receivers with 10 catches for 66 yards, while freshman Adam Choice led all rushers with 61 yards.

Safety Jayron Kearse made a game-saving tackle on James Quick after a 73-yard catch and run late in the game, which would have tied the score and put the Cardinals ahead 24-23 with an extra-point attempt.

With Louisville out of timeouts, the Clemson defense kept the Cardinals out of the endzone on the final drive, stuffing a potential game-winning touchdown run on second down and forcing the Cardinals to spike the ball on third down.

On fourth down from the Clemson two, Will Gardner's pass was broken up by defensive tackle DeShawn Williams, sealing the Tigers' victory. The game was put into the hands of the defense, and it responded in spectacular fashion.

GAME STATS

Louisville	3	7	7	0	17
Clemson	7	7	6	3	23

CU Humphries 72 punt return (Lakip kick), 1st, 13:58
LOU Wallace 41 FG, 1st, 4:39, 4-1
LOU Do. Brown 2 run (Wallace kick), 2nd, 14:56, 5-50
CU Barnes recovered fumble (Lakip kick), 2nd, 7:16
CU Lakip 45 FG, 3rd, 9:43, 6-24
LOU Rogers 22 pass from Gardner (Wallace kick), 3rd, 5:27, 5-40
CU Lakip 40 FG, 3rd, 0:00, 10-55
CU Lakip 21 FG, 4th, 1:24, 12-68
Attendance - 82,978 Weather - Sunny, 82°

Team Statistics	LOU	CU
First Downs	10	12
Rushing	38-52	33-72
Passing	15-30-0	22-39-2
Passing Yards	212	157
Total Offense	68-264	72-229
Yards/Play	3.9	3.2
Return Yards	24	107
Fumbles-Lost	4-2	0-0
Turnovers	2	2
Penalties	11-65	3-14
Interception Returns	2-0	0-0
Punt Returns	4-24	8-107
Kickoff Returns	2-38	3-66
Punting	12-44.3	10-41.9
Third-Down Conversions	1-17	2-16
Sacks	3-18	5-36
Time of Possession	32:06	27:54

Rushing (Car-Yards-TD)

LOU Do. Brown 17-47-1, Radcliff 11-23, Scott 2-10, Bonnafon 8-(-28)
CU Choice 16-61, D. Watson 3-10, Gallman 4-9, Davidson 2-8, Stoudt 8-(-16)

Passing (Cm-Att-Yards-I-TD)

LOU Gardner 10-16-150-0-1, Bonnafon 5-13-62-0-0, TEAM 0-1-0-0-0
CU Stoudt 20-33-162-1-0, D. Watson 2-6-(-5)-1-0

Receiving (Rec-Yards-TD)

LOU Quick 6-101, Christian 4-21, Do. Brown 1-39, Rogers 1-22-1, Standberry 1-17, De La Cruz 1-7, Harris 1-5
CU A. Scott 10-66, Leggett 3-43, Gallman 3-(-5), M. Williams 1-23, Humphries 1-15, Choice 1-8, Seckinger 1-3, Davidson 1-2, Hopper 1-2

GAME RECAPS

GAME 10	CLEMSON	6
	GEORGIA TECH	28
	NOVEMBER 15, 2014 BOBBY DODD STADIUM • ATLANTA, GA.	

The Tigers lost starting quarterback Deshaun Watson to a knee injury and could not overcome three turnovers, two of which were converted for touchdowns, in Georgia Tech's 28-6 win in Atlanta.

With Watson making his first start since the Louisville game on October 11, the Tiger offense was operating well and led 3-0, threatening to add to it. But Watson grasped for his knee after a first-down run to the Yellow Jacket 14 and left the game. A Clemson pass was intercepted and returned for a touchdown three plays later, giving the Yellow Jackets the lead for good.

The Tigers hung tough defensively, yielding just 117 yards in the first half to one of the nation's best rushing attacks, but trailed 9-3.

Early in the second half, the Yellow Jackets intercepted another pass and converted it into points. They later took another one for six to blow the game open.

Despite Clemson's offensive struggles, the Tiger defense stood tall most of the day, allowing just 353 yards to a team averaging over 481 entering the contest. It also allowed just one touchdown. Offensively, freshman running back Wayne Gallman continued to show his development. The Peach State native produced 88 yards on 15 carries.

GAME STATS

Clemson	3	0	3	0	6
Georgia Tech	6	3	16	3	28

CU Lakip 27 FG, 1st, 6:30, 11-41
GAT Golden 85 interception return (Rodwell rush failed), 1st, 0:22
GAT Butler 25 FG, 2nd, 9:07, 8-70
GAT Smelter 5 pass from Thomas (Butler kick), 3rd, 12:45, 4-75
GAT Butler 32 FG, 3rd, 9:14, 6-29
CU Lakip 32 FG, 3rd, 5:47, 8-56
GAT Milton 62 interception return (Thomas rush failed), 3rd, 1:23
GAT Butler 42 FG, 4th, 8:25, 7-45
Attendance - 49,378 Weather - Sunny, 46°

Team Statistics	CU	GAT
First Downs	10	16
Rushing	33-131	50-251
Passing	11-21-3	8-11-0
Passing Yards	59	102
Total Offense	54-190	61-353
Yards/Play	3.5	5.8
Return Yards	6	155
Fumbles-Lost	0-0	2-2
Turnovers	3	2
Penalties	3-21	2-10
Interception Returns	0-0	3-147
Punt Returns	1-6	2-8
Kickoff Returns	2-54	2-40
Punting	6-41.7	1-45.0
Third-Down Conversions	3-13	7-14
Sacks	3-23	2-21
Time of Possession	24:52	35:08

Rushing (Car-Yards)

CU Gallman 15-88, D. Watson 7-40, Stoudt 3-11, A. Scott 1-7, Davidson 3-1, Schuessler 4-(-16)
GAT Days 20-89, Snoddy 2-51, Thomas 11-46, Andrews 2-34, Laskey 4-13, Perkins 3-11, Hill 1-6, Zenon 5-5, Bostic 1-(-1), TEAM 1-(-3)

Passing (Cm-Att-Yards-I-TD)

CU D. Watson 4-6-21-0-0, Schuessler 4-4-19-0-0, Stoudt 3-11-19-3-0
GAT Thomas 8-11-102-0-1

Receiving (Rec-Yards-TD)

CU A. Scott 3-19, Gallman 3-8, Seckinger 2-7, Peake 1-11, Leggett 1-8, Humphries 1-6
GAT Smelter 5-77-1, Waller 2-10, Zenon 1-15

GAME 11	GEORGIA STATE	0
	CLEMSON	28
	NOVEMBER 22, 2014 MEMORIAL STADIUM • CLEMSON, S.C.	

Head Coach Dabo Swinney described it as a "special day," as Clemson defeated Georgia State 28-0 on Military Appreciation Day at Memorial Stadium. The win marked the Tigers' eighth straight at home, moving the Tigers to 8-3 on the season. Clemson's defense recorded its second shutout of the year, the first time since 1998 that the Tigers registered multiple shutouts in one year.

Tyshon Dye was the star on offense, as the freshman running back scored two touchdowns and rushed for 124 yards in only his second game as a Tiger.

On the other side of the ball, Clemson's defense limited Georgia State to 155 yards, including just 40 on the ground. The defense came away with three takeaways — interceptions by Korrin Wiggins, Jayron Kearse and Garry Peters, all of which were converted into touchdowns by the Tiger offense.

The game started slow for the Clemson offense, but Dye got things moving when he scored his first career touchdown midway through the first quarter to put the Tigers ahead 7-0, capping a five-play, 30-yard drive.

Dye scored his second touchdown of the day to give the Tigers a 14-0 lead near the end of the first quarter. The offense punched it in twice more before halftime, the second of which came on a quick strike from Cole Stoudt to Mike Williams.

GAME STATS

Georgia State	0	0	0	0	0
Clemson	14	14	0	0	28

CU Dye 3 run (Lakip kick), 1st, 6:05, 5-30
CU Dye 6 run (Lakip kick), 1st, 1:03, 4-26
CU Gallman 9 run (Lakip kick), 2nd, 4:36, 6-47
CU M. Williams 8 pass from Stoudt (Lakip kick), 2nd, 0:34, 8-53
Attendance - 80,341 Weather - Sunny, 57°

Team Statistics	GSU	CU
First Downs	10	22
Rushing	33-40	43-209
Passing	13-33-3	21-33-1
Passing Yards	115	148
Total Offense	66-155	76-357
Yards/Play	2.3	4.7
Return Yards	4	88
Fumbles-Lost	1-0	2-1
Turnovers	3	2
Penalties	5-40	4-40
Interception Returns	1-0	3-66
Punt Returns	2-4	3-22
Kickoff Returns	5-80	0-0
Punting	9-36.7	5-39.0
Third-Down Conversions	7-18	5-13
Sacks	2-16	1-6
Time of Possession	30:06	29:54

Rushing (Car-Yards-TD)

GSU Caffey 13-24, Howse 11-13, Crocker 3-6, D. Smith 2-0, Arbuckle 2-(-1), TEAM 2-(-2)
CU Dye 20-124-2, Howard 8-43, Gallman 5-30-1, Goode 6-22, Stoudt 4-(-10)

Passing (Cm-Att-Yards-I-TD)

GSU Arbuckle 13-29-115-3-0, R. Bell 0-4-0-0-0
CU Stoudt 19-29-132-1-1, Schuessler 1-2-17-0-0, Olson 1-2-(-1)-0-0

Receiving (Rec-Yards-TD)

GSU Blair 5-39, Harden 3-31, Davis 2-29, Ruiz 1-6, Boyd 1-5, Howse 1-5
CU M. Williams 7-87-1, A. Scott 5-23, Hopper 4-4, Dunn 1-17, Humphries 1-11, Rodriguez 1-9, Maass 1-(-1), Peake 1-(-2)

GAME 12	SOUTH CAROLINA	17
	CLEMSON	35
	NOVEMBER 29, 2014 MEMORIAL STADIUM • CLEMSON, S.C.	

Enough was enough for Clemson, especially the seniors. And three freshmen who don't know what losing to South Carolina is like get to keep it that way for at least another year.

After five straight years on the short end, Clemson finally broke through and won the annual rivalry game by a score of 35-17 and brought an end to a losing streak that kept many from realizing just how outstanding the program has been over the last several years.

New to the rivalry, Deshaun Watson (14-19 passing for 269 yards, two passing touchdowns and two rushing touchdowns), Wayne Gallman (191 yards and one touchdown on 27 carries) and Artavis Scott (seven receptions for 185 yards and two touchdowns) helped deliver relief to the Tiger program and its fanbase.

The contest marked the first time that Clemson had a 250-yard passer, 180-yard rusher and 180-yard receiver in the same game, and it happened with three freshmen. Scott also totaled the most receiving yards by a Tiger in Memorial Stadium history.

On defense, the Tigers totaled 13 tackles for loss and five sacks. In his final home game, defensive end Vic Beasley registered three tackles for loss, two sacks and a caused fumble.

GAME STATS

South Carolina	7	3	0	7	17
Clemson	7	14	7	7	35

USC P. Cooper 20 run (Fry kick), 1st, 3:41, 8-70
CU A. Scott 53 pass from D. Watson (Lakip kick), 1st, 2:26, 4-80
CU Gallman 5 run (Lakip kick), 2nd, 11:14, 3-36
CU D. Watson 1 run (Lakip kick), 2nd, 4:55, 10-61
USC Fry 47 FG, 2nd, 0:03, 7-11
CU A. Scott 70 pass from D. Watson (Lakip kick), 3rd, 4:30, 1-70
USC Byrd 12 pass from Thompson (Fry kick), 4th, 7:49, 7-88
CU D. Watson 1 run (Lakip kick), 4th, 2:35, 9-75
Attendance - 85,024 Weather - Sunny, 56°

Team Statistics	USC	CU
First Downs	18	20
Rushing	33-63	40-225
Passing	23-41-0	15-21-1
Passing Yards	276	266
Total Offense	74-339	61-491
Yards/Play	4.6	8.0
Return Yards	36	-1
Fumbles-Lost	3-1	0-0
Turnovers	1	1
Penalties	2-6	4-44
Interception Returns	1-22	0-0
Punt Returns	2-14	1-(-1)
Kickoff Returns	2-49	1-19
Punting	5-39.0	5-40.4
Third-Down Conversions	6-15	7-13
Sacks	0-0	5-30
Time of Possession	31:20	28:40

Rushing (Car-Yards-TD)

USC Davis 12-39, P. Cooper 2-18-1, Da. Williams 7-15, Wilds 2-11, Carson 1-1, Thompson 9-(-21)
CU Gallman 27-191-1, A. Scott 3-13, D. Watson 5-13-2, Humphries 2-8, Stoudt 1-1, Dye 1-0, TEAM 1-(-1)

Passing (Cm-Att-Yards-I-TD)

USC Thompson 21-39-249-0-1, P. Cooper 2-2-27-0-0
CU D. Watson 14-19-269-0-2, Stoudt 1-2-(-3)-1-0


Receiving (Rec-Yards-TD)

USC Da. Williams 4-70, Davis 4-28, Roland 3-26, Adams 3-23, P. Cooper 2-45, Anderson 2-29, Carson 2-19, Brent 1-20, Byrd 1-12-1, Jones 1-4
CU A. Scott 7-185-2, M. Williams 3-59, Leggett 2-13, Humphries 1-10, Seckinger 1-2, Gallman 1-(-3)

GAME RECAPS

GAME 13	OKLAHOMA	6
	CLEMSON	40
	DECEMBER 29, 2014 CITRUS BOWL STADIUM • ORLANDO, FLA.	

Three-point underdog before, 34-point victor after.
The No. 18 Clemson Tigers dominated all aspects of the Russell Athletic Bowl in an impressive 40-6 win over the favored and No. 24 ranked Oklahoma Sooners. For the Tigers and Head Coach Dabo Swinney, the



BEN BOULWARE BROKE THE GAME OPEN FOR THE TIGERS WITH A 47-YARD INTERCEPTION RETURN FOR A SCORE IN THE FIRST QUARTER.

victory marked a third straight year with an impressive bowl win against a storied opponent. Clemson defeated Louisiana State and Head Coach Les Miles in the 2012 Chick-fil-A Bowl, Ohio State and Head Coach Urban Meyer in the 2014 Orange Bowl (at the end of the 2013 season) and Oklahoma and Head Coach Bob Stoops in the 2014 Russell Athletic Bowl.

The win also gave the Clemson senior class 42 victories from 2011-14, extending its school record. The Tigers have recorded four straight seasons with double-digit wins, one of only four FBS programs who can make that claim along with Alabama, Northern Illinois and Oregon.

Senior Cole Stoudt was named game MVP, a nice end to the quarterback's season and career at Clemson. He finished with a career-high 319 yards and three touchdowns against no interceptions on 26-36 passing and added a rushing touchdown.

Artavis Scott had eight receptions for a game-high 114 yards and one touchdown, while Mike Williams added a game-high nine catches for 112 yards and a touchdown. It marked the first time Clemson had two 100-yard receivers in a bowl game.

Scott started the scoring when he took a screen pass 65 yards for a touchdown on Clemson's first offensive play of the game, and the first play call by Co-Offensive Coordinator Tony Elliott.

The Tigers' top-ranked defense did not disappoint, forcing five turnovers and holding Oklahoma to 275 yards and a lone score in the fourth quarter. Defensively, Korrin Wiggins had a team-tying-high six tackles and an interception. Ben Boulware had a 47-yard interception return for a touchdown and recovered a fumble. Grady Jarrett added 3.5 tackles for loss, while Vic Beasley had three tackles for loss.

In their first game as co-offensive coordinators, Tony Elliott and Jeff Scott put together a gameplan that resulted in 40 points.

"It's hard to start your playcalling career better than that," said Swinney. "We were in sync and in rhythm.

"We're not going anywhere. This is another big win for our program, a great way to end 2014. And I can't wait for 2015."

GAME STATS

Oklahoma	0	0	0	6	6
Clemson	17	10	13	0	40

CU A. Scott 65 pass from Stoudt (Lakip kick), 1st, 13:26, 1-65
CU Lakip 34 FG, 1st, 8:21, 9-37
CU Boulware 47 interception return (Lakip kick), 1st, 3:25
CU Lakip 49 FG, 2nd, 14:00, 9-48
CU M. Williams 26 pass from Stoudt (Lakip kick), 2nd, 7:34, 14-80
CU Stoudt 2 run (Lakip kick), 3rd, 9:24, 5-50
CU Hopper 24 pass from Stoudt (Lakip kick failed), 3rd, 1:42, 11-80
OKL Ross 11 run (Hunnicuttt kick failed), 4th, 6:57, 5-43
Attendance - 40,071 **Weather** - Partly cloudy, 80°

Team Statistics	OKL	CU
First Downs	17	22
Rushing	31-172	42-68
Passing	17-37-3	26-37-0
Passing Yards	103	319
Total Offense	68-275	79-387
Yards/Play	4.0	4.9
Return Yards	0	68
Fumbles-Lost	2-2	1-0
Turnovers	5	0
Penalties	8-80	4-20
Interception Returns	0-0	3-51
Punt Returns	0-0	3-5
Kickoff Returns	2-14	1-26
Punting	9-49.9	8-41.1
Third-Down Conversions	2-12	7-19
Sacks	4-25	1-8
Time of Possession	27:36	32:24

Rushing (Car-Yards-TD)

OKL Perine 23-134, Ross 2-31-1, Ford 4-8, T. Knight 2-(-1)
CU Gallman 19-55, Dye 6-13, A. Scott 1-6, Davidson 2-3, Goode 2-2, Howard 3-1, Schuessler 1-(-4), Stoudt 8-(-8)-1

Passing (Cm-Att-Yards-I-TD)

OKL T. Knight 17-37-103-3-0
CU Stoudt 26-36-319-0-3, Olson 0-1-0-0-0

Receiving (Rec-Yards-TD)

OKL Quick 7-46, Perine 3-22, Flowers 2-17, Neal 2-5, Shepard 1-13, Bell 1-1, Ross 1-(-1)
CU M. Williams 9-112-1, A. Scott 8-114-1, Humphries 5-28, Peake 2-40, Hopper 1-24-1, Howard 1-1

GAME-BY-GAME STARTERS

Position	UGA	SCS	FSU	UNC	NCS	LOU	BOC	SYR	WFU	GAT	GSU	USC	OKL
LT	Battle	Battle	Davis	Battle	Battle	Battle	Battle	Davis	Battle	Battle	Battle	Battle	Battle
LG	Webster	Webster	D. Beasley	D. Beasley	D. Beasley	D. Beasley	D. Beasley	D. Beasley	D. Beasley	D. Beasley	D. Beasley	D. Beasley	D. Beasley
C	Norton	Guillermo	Norton	Norton	Norton	Norton	Norton	Norton	Webster	Norton	Norton	Norton	Norton
RG	Davis	Davis	Webster	Webster	Webster	Webster	Webster	E. Mac Lain	Crowder	Webster	Webster	Webster	Webster
RT	Gore	Gore	Gore	Davis	Davis	Davis	Davis	Webster	Davis	Davis	Davis	Davis	Davis
TE/WR	Leggett	Leggett	Leggett	McCullough	Leggett	Leggett	Cooper	Cooper	Cooper	Cooper	Cooper	Cooper	Peake
WR/TE	Peake	Peake	Peake	Hopper	Hopper	Hopper	A. Scott	A. Scott	A. Scott	A. Scott	Leggett	A. Scott	A. Scott
QB	Stoudt	Stoudt	Stoudt	D. Watson	D. Watson	D. Watson	Stoudt	Stoudt	Stoudt	D. Watson	Stoudt	D. Watson	Stoudt
RB/WR	Howard	Howard	Davidson	Rodriguez	Gallman	Gallman	Gallman	Gallman	Gallman	Gallman	Gallman	Gallman	Gallman
WR/TE	Humphries	Humphries	Humphries	Humphries	Humphries	Humphries	Humphries	Humphries	Humphries	Humphries	Seckinger	Humphries	Humphries
WR/TE	M. Williams	M. Williams	McCullough	M. Williams	M. Williams	M. Williams	M. Williams	M. Williams	M. Williams	M. Williams	Byers	M. Williams	M. Williams
DE	Barnes	Crawford	Crawford	Crawford	Crawford	Crawford	Crawford	Crawford	Barnes	Crawford	Barnes	Crawford	Crawford
DT	Jarrett	Jarrett	Jarrett	Jarrett	Jarrett	Jarrett	Jarrett	Jarrett	Jarrett	Jarrett	Jarrett	Jarrett	Jarrett
DT	J. Watson	D. Williams	D. Williams	Reader	D. Williams	J. Watson	D. Williams	J. Watson	J. Watson	D. Williams	J. Watson	D. Williams	D. Williams
DE	V. Beasley	V. Beasley	V. Beasley	V. Beasley	V. Beasley	V. Beasley	V. Beasley	V. Beasley	V. Beasley	V. Beasley	V. Beasley	V. Beasley	V. Beasley
SLB/NB	Goodson	Wiggins	Goodson	Wiggins	Wiggins	Wiggins	Goodson	Wiggins	Goodson	Goodson	O'Daniel	Wiggins	Goodson
MLB	Anthony	Anthony	Anthony	Anthony	Anthony	Anthony	Anthony	Anthony	Anthony	Anthony	Anthony	Anthony	Boulware
WLB	Steward	Steward	Steward	Steward	Steward	Boulware	Steward	Steward	Steward	Steward	Steward	Steward	Steward
CB	Alexander	Alexander	Alexander	Alexander	Alexander	Alexander	Alexander	Alexander	Alexander	Alexander	Alexander	Alexander	Alexander
S	Kearse	Kearse	Kearse	Kearse	Kearse	Kearse	Kearse	Kearse	Kearse	Kearse	Kearse	Johnson	Kearse
S	R. Smith	R. Smith	R. Smith	R. Smith	R. Smith	R. Smith	R. Smith	R. Smith	R. Smith	Green	R. Smith	R. Smith	R. Smith
CB	M. Jenkins	Peters	Peters	Peters	Peters	Peters	Peters	Peters	Peters	Peters	Peters	Peters	Peters
PK	Lakip	Lakip	Lakip	Lakip	Lakip	Lakip	Lakip	Lakip	Lakip	Lakip	Lakip	Lakip	Lakip
P	Pinion	-----	Pinion	Pinion	Pinion	Pinion	Pinion	Pinion	Pinion	Pinion	Pinion	Pinion	Pinion

Note: **Bold** denotes a Clemson home game.



PARTICIPATION

#	Player	UGA	SCS	FSU	UNC	NCS	LOU	BOC	SYR	WFU	GAT	GSU	USC	OKL	Total	2014 G-S	Career G-S
53	Martin Aiken, DE	ST	8	ST	ST	3	ST	ST	ST	3	---	3	ST	5	22	12-0	24-0
2	Mackensie Alexander, CB	*60	*31	*66	*81	*45	*69	*54	*62	*69	*49	*61	*74	*45	766	13-13	13-13
42	Stephone Anthony, LB	*55	*16	*66	*79	*42	*67	*58	*62	*67	*63	*59	*52	25	711	13-12	52-35
21	Adrian Baker, CB	---	12	---	---	16	---	---	---	---	---	7	---	11	46	4-0	4-0
9	Tavaris Barnes, DE	*40	12	15	17	9	15	13	22	*33	16	*36	34	22	284	13-3	47-4
79	Isaiah Battle, OT	*79	*44	72	*84	*71	*73	*81	---	*81	*54	*64	*61	*60	824	12-11	27-15
68	David Beasley, OG	---	32	*73	*70	*59	*73	*81	*66	*81	*34	*43	*61	*17	690	12-11	42-30
3	Vic Beasley, DE	*52	*19	*53	*58	*31	48	*43	*43	*34	*52	*35	*50	*39	557	13-12	48-25
11	Travis Blanks, S	---	---	---	---	---	---	---	---	---	---	---	---	---	---	0-0	24-18
10	Ben Boulware, LB	18	31	ST	16	ST	*59	31	13	34	27	27	23	*47	326	13-2	24-2
24	Zac Brooks, RB	---	---	---	---	---	---	---	---	---	---	---	---	---	---	0-0	18-0
49	Beau Brown, S	---	---	---	---	---	---	---	---	---	---	---	---	ST	0	1-0	2-0
51	Jim Brown, LS	---	ST	---	---	---	---	---	---	---	---	---	---	ST	0	2-0	4-0
47	Marcus Bullard, LB	ST	---	ST	---	---	ST	---	---	---	---	---	---	---	0	3-0	5-0
41	T.J. Burrell, LB	ST	16	ST	ST	ST	ST	ST	ST	ST	---	---	---	---	16	10-0	23-0
40	Roderick Byers, TE	ST	18	---	---	13	---	5	3	3	---	*3	5	5	55	9-1	20-1
31	Ryan Carter, CB	---	3	ST	ST	ST	ST	ST	ST	ST	ST	ST	ST	ST	3	12-0	12-0
26	Adam Choice, RB	---	29	13	12	22	45	9	---	---	---	---	---	---	130	6-0	6-0
61	William Cockerill, OT	---	12	---	---	1	---	---	---	---	---	---	---	---	13	2-0	2-0
86	Sam Cooper, TE	---	---	---	---	14	8	*24	*35	*11	*15	*27	28	42	204	9-5	48-11
93	Corey Crawford, DE	---	*19	*49	*60	*34	*50	*42	*41	32	*35	---	*40	*36	438	11-10	51-35
55	Tyrone Crowder, OG	---	39	---	---	25	---	---	62	*20	---	23	---	34	203	6-1	6-1
32	C.J. Davidson, RB	24	9	*32	31	15	11	21	13	7	5	ST	ST	4	172	13-1	25-1
67	Kalon Davis, OL	*77	*46	*72	*75	*71	*73	*81	*82	*81	*54	*64	*61	*66	903	13-13	49-21
98	Kevin Dodd, DE	18	19	3	3	13	---	1	ST	3	ST	26	ST	6	92	12-0	24-0
82	Adrien Dunn, WR	---	19	---	---	6	---	---	---	---	---	9	---	5	39	4-0	4-0
23	Tyshon Dye, RB	---	---	---	---	---	---	---	---	8	---	37	2	10	57	4-0	4-0
29	Marcus Edmond, CB	---	10	---	---	ST	---	---	---	---	---	ST	---	ST	10	4-0	4-0
61	David Estes, LS	---	ST	---	---	---	---	---	---	---	---	---	---	---	0	1-0	1-0
40	Kurt Fleming, RB	2	14	ST	1	---	---	---	---	---	---	---	---	---	17	4-0	4-0
9	Wayne Gallman, RB	10	26	18	6	*33	*16	*48	*69	*60	*49	*9	*57	*56	457	13-9	13-9
38	Alex Goode, RB	---	---	---	---	---	---	---	---	---	---	9	---	3	12	2-0	2-0
44	B.J. Goodson, LB	*30	7	*21	1	37	31	*20	1	*33	*19	---	24	*32	256	12-6	32-6
73	Joe Gore, OT	*79	*55	*27	26	---	---	---	18	ST	---	12	---	20	237	8-3	20-3
15	T.J. Green, S	ST	26	1	ST	15	5	45	2	21	*26	---	---	18	159	11-1	23-1
87	D.J. Greenlee, TE	---	20	1	---	4	---	---	3	---	---	---	---	---	28	4-0	4-0
57	Jay Guillermo, C	26	*52	12	47	16	---	---	---	---	---	7	3	44	207	8-1	16-1
35	Quintin Hall, LB	---	ST	---	---	---	---	---	---	---	---	---	---	---	0	1-0	1-0
5	Germone Hopper, WR	28	37	26	*59	*49	*43	46	36	30	15	19	10	26	424	13-3	25-4
22	D.J. Howard, RB	*46	*17	10	35	9	---	6	2	5	---	20	---	6	156	10-2	46-4
13	Adam Humphries, WR	*49	*25	*42	*53	*38	*42	*39	*69	*60	*37	25	*46	*57	582	13-12	53-27
50	Grady Jarrett, DT	*43	*13	*54	*58	*30	*44	*43	*41	*44	*45	*32	*45	*38	530	13-13	48-37
32	Corbin Jenkins, PK/P	ST	ST	ST	ST	ST	ST	ST	ST	ST	ST	ST	ST	ST	0	13-0	27-0
14	Martin Jenkins, CB	*39	---	5	---	---	---	---	6	---	---	---	---	11	61	4-1	42-8
18	Jadar Johnson, S	34	29	12	20	31	8	7	6	6	1	24	*37	27	242	13-1	24-1
52	Kellen Jones, LB	18	32	ST	1	29	9	3	ST	ST	ST	6	22	19	139	13-0	16-0
65	Oliver Jones, OL	---	---	---	---	---	---	---	---	---	---	---	---	---	---	0-0	2-0
20	Jayron Kearse, S	*55	*24	*65	*72	*39	*69	*58	*61	*69	*64	*44	37	*41	698	13-12	25-15
8	Demarre Kitt, WR	14	36	---	27	44	8	2	11	10	---	25	---	---	177	9-0	9-0
36	Ammon Lakip, PK/P	*ST	*ST	*ST	*ST	*ST	*ST	*ST	*ST	*ST	*ST	*ST	*ST	*ST	0	13-13	20-13
90	Shaq Lawson, DE	33	24	14	23	22	*21	18	16	30	25	26	24	19	295	13-1	26-1
16	Jordan Leggett, TE	*51	*34	*27	39	*29	*47	24	---	34	19	*26	*30	---	360	11-7	21-8
84	Andrew Maass, WR	---	16	---	---	1	---	---	---	---	---	18	---	5	40	4-0	8-0
78	Eric Mac Lain, OL	18	24	ST	26	27	ST	ST	*35	ST	20	33	ST	62	245	13-1	39-1
88	Sean Mac Lain, WR	---	15	---	---	1	---	---	---	---	---	6	---	5	27	4-0	4-0
56	Collins Mauldin, DE	---	1	---	---	---	---	---	---	---	---	1	---	2	4	3-0	9-0
89	Jay McCullough, TE	9	30	*41	*40	30	17	27	33	15	---	---	---	---	242	9-2	18-2
69	Maverick Morris, OT	---	28	---	---	7	---	---	---	---	---	12	---	12	59	4-0	4-0
58	Ryan Norton, OL	*53	38	*64	*40	*63	*73	*81	*69	66	*54	*46	*58	*32	737	13-11	38-24
6	Dorian O'Daniel, LB	---	1	ST	ST	17	2	ST	ST	ST	41	*21	ST	5	87	12-1	12-1
1	Ebenezer Ogundeko, DE	---	---	---	---	8	ST	---	---	1	ST	4	ST	3	16	7-0	7-0
10	David Olson, QB	---	6	---	---	---	---	---	---	---	---	6	---	3	15	3-0	3-0
56	Scott Pagano, DT	---	19	---	---	14	---	---	---	---	---	11	---	10	54	4-0	4-0
19	Charone Peake, WR	*42	*33	*50	---	---	---	---	---	---	15	29	14	*38	221	7-4	36-8
26	Garry Peters, CB	---	*29	*61	*73	*39	*66	*53	*61	*69	*64	*57	*74	*45	691	12-12	45-17
92	Bradley Pinion, P/PK	*ST	ST	*ST	*ST	*ST	*ST	*ST	*ST	*ST	*ST	*ST	*ST	*ST	0	13-12	34-25
17	Kyrin Priestler, WR	ST	---	---	---	---	---	---	---	---	---	---	---	---	0	1-0	1-0
48	D.J. Reader, DT	23	15	22	*27	---	20	9	24	26	21	22	22	21	252	12-1	38-4
74	Spencer Region, OG	---	28	---	---	8	---	---	---	---	---	9	---	3	48	4-0	10-0
46	Chad Richardson, LB	ST	---	---	---	3	---	---	---	---	---	---	---	---	3	2-0	5-0
54	Zach Riggs, C	---	21	---	---	2	---	---	---	---	---	---	---	---	23	2-0	2-0
83	Daniel Rodriguez, WR	ST	17	ST	*4	10	ST	4	ST	7	ST	17	ST	10	69	13-1	39-1
85	Dane Rogers, DE	---	3	---	---	3	---	---	---	---	---	3	---	4	13	4-0	4-0
85	Seth Ryan, WR	---	ST	---	---	---	---	---	---	---	---	2	---	5	7	3-0	3-0
12	Nick Schuessler, QB	---	13	---	---	7	---	---	---	---	9	6	---	3	38	5-0	8-0
3	Artavis Scott, WR	10	33	26	43	51	49	*61	*47	*53	*38	30	*51	*58	550	13-6	13-6
81	Stanton Seckinger, TE	37	20	26	13	20	15	10	26	31	23	*27	7	---	255	12-1	33-11
27	Robert Smith, S	*54	*26	*61	*79	*46	*63	*13	*60	*49	33	*61	*74	*45	664	13-12	53-26
75	Michael Sobeski, LS	ST	ST	ST	ST	ST	ST	ST	ST	ST	ST	ST	ST	ST	0	13-0	48-0
7	Tony Steward, LB	*44	*22	*59	*62	*28	---	*29	*49	*32	*35	*39	*51	*45	495	12-12	43-12
75	Daniel Stone, OT	---	ST	---	---	---	---	---	---	---	---	---	---	---	0	1-0	3-0
18	Cole Stoudt, QB	*67	*50	*11	12	8	62	*81	*83	*81	27	*64	5	*73	624	13-8	35-8
25	Cordrea Tankersley, CB	36	20	ST	9	22	ST	ST	ST	ST	15	11	ST	24	137	13-0	25-0
95	Andy Teasdall, P	---	---	---	---	---	---	---	---	---	---	---	---	ST	0	1-0	2-0
94	Carlos Watkins, DT	16	16	---	15	17	9	6	8	---	7	20	9	12	135	11-0	23-1
4	Deshaun Watson, QB	12	24	64	*74	*71	*11	---	---	---	*18	---	*56	---	330	8-5	8-5
91	Josh Watson, DT	*23	13	29	28	15	*25	20	*39	*31	25	*25	34	24	331	13-5	44-19
30	Taylor Watson, S	---	---	---	---	---	---	---	---	---	---	---	ST	5	5	2-0	25-0
77	Reid Webster, OL	*63	*46	*55	*62	*80	*73	*81	*83	*76	*54	*67	*61	*45	846	13-13	42-13
12	Korin Wiggins, S	39	*33	40	*77	*21	*35	38	*56	34	11	50	*50	37	521	13-6	25-6
99	DeShawn Williams, DT	33	*12	*30	31	*23	33	*38	20	33	*29	23	*38	*25	368	13-7	53-17
7	Mike Williams, WR	*59	*35	63	*59	*42	*64	*79	*67	*70	*54	42	*55	*60	749	13-11	26-14

* - start; ST - special teams only; Note: Numbers do not necessarily denote official plays, but rather non-special-team snaps; **bold** denotes a Clemson home game.

WEEKLY POLLS

PRESEASON

USA AP	Team	Record	W-L	Next Opponent	Score	
1	1	Florida State	0-0	W	Oklahoma State	37-31
2	2	Alabama	0-0	W	West Virginia	33-23
4	3	Oregon	0-0	W	South Dakota	62-13
3	4	Oklahoma	0-0	W	Louisiana Tech	48-16
6	5	Ohio State	0-0	W	Navy	34-17
5	6	Auburn	0-0	W	Arkansas	45-21
7	7	UCLA	0-0	W	Virginia	28-20
8	8	Michigan State	0-0	W	Jacksonville State	45-7
9	9	South Carolina	0-0	L	No. 21/13 Texas A&M	28-52
10	10	Baylor	0-0	W	Southern Methodist	45-0
11	11	Stanford	0-0	W	California-Davis	45-0
12	12	Georgia	0-0	W	No. 16/16 Clemson	45-21
13	13	Louisiana State	0-0	W	No. 14/14 Wisconsin	28-24
14	14	Wisconsin	0-0	L	No. 13/13 Louisiana State	24-28
15	15	Southern California	0-0	W	Fresno State	52-13
16	16	Clemson	0-0	L	No. 12/12 Georgia	21-45
17	17	Notre Dame	0-0	W	Rice	48-17
19	18	Mississippi	0-0	W	Boise State	35-13
18	19	Arizona State	0-0	W	Weber State	45-14
21	20	Kansas State	0-0	W	Stephen F. Austin	55-16
20	21	Texas A&M	0-0	W	No. 9/9 South Carolina	52-28
22	22	Nebraska	0-0	W	Florida Atlantic	55-7
23	23	North Carolina	0-0	W	Liberty	56-29
NR	24	Missouri	0-0	W	South Dakota State	38-18
25	25	Washington	0-0	W	Hawaii	17-16
24	NR	Texas	0-0	W	North Texas	38-7

SEPTEMBER 2

USA AP	Team	Record	W-L	Next Opponent	Score	
1	1	Florida State	1-0	W	The Citadel	37-12
2	2	Alabama	1-0	W	Florida Atlantic	41-0
4	3	Oregon	1-0	W	No. 7/6 Michigan State	46-27
3	4	Oklahoma	1-0	W	Tulsa	52-7
5	5	Auburn	1-0	W	San Jose State	59-13
8	6	Georgia	1-0			

6	7	Michigan State	1-0	L	No. 3/4 Oregon	27-46
7	8	Ohio State	1-0	L	Virginia Tech	21-35
13	9	Texas A&M	1-0	W	Lamar	73-3
9	10	Baylor	1-0	W	Northwestern State	70-62
11	11	UCLA	1-0	W	Memphis	42-35
12	12	Louisiana State	1-0	W	Sam Houston State	56-0
10	13	Stanford	1-0	L	No. 14/14 Southern California	10-13
14	14	Southern California	1-0	W	No. 13/10 Stanford	13-10
17	15	Mississippi	1-0	W	Vanderbilt	41-3
15	16	Notre Dame	1-0	W	Michigan	31-0
16	17	Arizona State	1-0	W	New Mexico	58-23
19	18	Wisconsin	0-1	W	Western Illinois	37-3
18	19	Nebraska	1-0	W	McNeese State	31-24
20	20	Kansas State	1-0	W	Iowa State	32-28
21	21	South Carolina	0-1	W	Eastern Carolina	33-23
23	21	North Carolina	1-0	W	San Diego State	31-27
24	23	Clemson	0-1	W	SC State	73-7
22	24	Missouri	1-0	W	Toledo	49-24
NR	25	Louisville	1-0	W	Murray State	66-21
25	NR	Texas	1-0	L	Brigham Young	7-41

SEPTEMBER 7

USA AP	Team	Record	W-L	Next Opponent	Score	
1	1	Florida State	2-0			
4	2	Oregon	2-0	W	Wyoming	48-14
2	3	Alabama	2-0	W	Southern Mississippi	52-12
3	4	Oklahoma	2-0	W	Tennessee	34-10
5	5	Auburn	2-0			
6	6	Georgia	1-0	L	No. 24/23 South Carolina	35-38
8	7	Texas A&M	2-0	W	Rice	38-10
7	8	Baylor	2-0	W	Buffalo	63-21
10	9	Southern California	2-0	L	Boston College	31-37
9	10	Louisiana State	2-0	W	Louisiana-Monroe	31-0
11	11	Notre Dame	2-0	W	Purdue	30-14
12	12	UCLA	2-0	W	Texas	20-17
13	13	Michigan State	1-1			
15	14	Mississippi	2-0	W	Louisiana-Lafayette	56-15
16	15	Stanford	1-1	W	Army	35-0
14	16	Arizona State	2-0	W	Colorado	38-24
19	17	Virginia Tech	2-0	L	East Carolina	21-28
17	18	Wisconsin	1-1			
20	19	Kansas State	2-0	W	Iowa State	32-28
22	20	Missouri	2-0	W	Central Florida	38-10
NR	21	Louisville	2-0	L	Virginia	21-23
18	22	Ohio State	1-1	W	Kent State	66-0
24	23	Clemson	1-1			
23	24	South Carolina	1-1	W	No. 6/6 Georgia	38-35
NR	25	Brigham Young	2-0	W	Houston	33-25
25	NR	North Carolina	2-0			

SEPTEMBER 14

USA AP	Team	Record	W-L	Next Opponent	Score	
1	1	Florida State	2-0	W	No. 22/24 Clemson	23-17
3	2	Oregon	3-0	W	Washington State	38-31
2	3	Alabama	3-0	W	Florida	42-21
4	4	Oklahoma	3-0	W	West Virginia	45-33
5	5	Auburn	2-0	W	No. 20/20 Kansas State	20-14
7	6	Texas A&M	3-0	W	Southern Methodist	58-6
6	7	Baylor	3-0			
8	8	Louisiana State	3-0	L	Mississippi State	29-34
9	9	Notre Dame	3-0			
12	10	Mississippi	3-0			
11	11	Michigan State	1-1	W	Eastern Michigan	73-14
10	12	UCLA	3-0			
14	13	Georgia	1-1	W	Troy	66-0
16	14	South Carolina	2-1	W	Vanderbilt	48-34
13	15	Arizona State	3-0			
15	16	Stanford	2-1			
21	17	Southern California	2-1			
19	18	Missouri	3-0	L	Indiana	27-31
17	19	Wisconsin	1-1	W	Bowling Green	68-17
20	20	Kansas State	2-0	L	No. 5/5 Auburn	14-20
23	21	Brigham Young	3-0	W	Virginia	41-33
24	22	Clemson	1-1	L	No. 1/1 Florida State	17-23
18	23	Ohio State	2-1			
22	24	Nebraska	3-0	W	Miami (Fla.)	41-31
NR	25	Oklahoma State	2-1			
25	NR	North Carolina	2-0	L	East Carolina	41-70

SEPTEMBER 21

USA AP	Team	Record	W-L	Next Opponent	Score	
1	1	Florida State	3-0	W	NC State	56-41
4	2	Oregon	4-0			
2	3	Alabama	4-0			
3	4	Oklahoma	4-0			
5	5	Auburn	3-0	W	Louisiana Tech	45-17
7	6	Texas A&M	4-0	W	Arkansas	35-28
6	7	Baylor	3-0	W	Iowa State	49-28
8	8	Notre Dame	3-0	W	Syracuse	31-15
9	9	Michigan State	2-1	W	Wyoming	56-14

11	10	Mississippi	3-0	W	Memphis	24-3
10	11	UCLA	3-0	W	No. 15/12 Arizona State	62-27
13	12	Georgia	2-1	W	Tennessee	35-32
15	13	South Carolina	3-1	L	Missouri	20-21
16	14	Mississippi State	4-0			
12	15	Arizona State	3-0	L	No. 11/10 UCLA	27-62
14	16	Stanford	2-1	W	Washington	20-13
18	17	Louisiana State	3-1	W	New Mexico State	63-7
22	18	Southern California	2-1	W	Oregon State	35-10
17	19	Wisconsin	2-1	W	South Florida	27-10
21	20	Brigham Young	4-0			
19	21	Nebraska	4-0	W	Illinois	45-14
20	22	Ohio State	2-1	W	Cincinnati	50-28
24	23	East Carolina	3-1			
NR	24	Oklahoma State	2-1	W	Texas Tech	45-35
25	25	Kansas State	2-1	W	Texas-El Paso	58-28
23	NR	Duke	4-0	L	Miami (Fla.)	10-22

SEPTEMBER 28

USA AP		Team	Record	W-L	Next Opponent	Score
2	1	Florida State	4-0	W	Wake Forest	43-3
4	2	Oregon	4-0	W	Arizona	31-24
1	3	Alabama	4-0	L	No. 11/11 Mississippi	17-23
3	4	Oklahoma	4-0	L	No. 25/25 TCU	33-37
5	5	Auburn	4-0	W	No. 15/15 Louisiana State	41-7
7	6	Texas A&M	5-0	L	No. 12/14 Mississippi State	31-48
6	7	Baylor	4-0	W	Texas	28-7
9	8	UCLA	4-0	L	Utah	28-30
8	9	Notre Dame	4-0	W	No. 14/13 Stanford	17-14
10	10	Michigan State	3-1	W	No. 19/17 Nebraska	27-22
11	11	Mississippi	4-0	W	No. 3/1 Alabama	23-17
14	12	Mississippi State	4-0	W	No. 6/7 Texas A&M	48-31
12	13	Georgia	3-1	W	Vanderbilt	44-17
13	14	Stanford	3-1	L	No. 9/8 Notre Dame	14-17
15	15	Louisiana State	4-1	L	No. 5/5 Auburn	7-41
20	16	Southern California	3-1	L	No. NR/24 Arizona State	34-38
16	17	Wisconsin	3-1	L	Northwestern	14-20
19	18	Brigham Young	4-0	L	Utah	20-35
17	19	Nebraska	5-0	L	No. 10/10 Michigan State	22-27
18	20	Ohio State	3-1	W	Maryland	52-24
23	21	Oklahoma State	3-1	W	Iowa State	37-20
21	22	East Carolina	3-1	W	Southern Methodist	45-24
22	23	Kansas State	3-1	W	Texas Tech	45-13
NR	24	Missouri	4-1			
25	25	TCU	3-0	W	No. 4/3 Oklahoma	37-33
24	NR	Arizona State	3-1	W	No. 16/20 Southern California	38-34

OCTOBER 5

USA AP	Team	Record	W-L	Next Opponent	Score	
1	1	Florida State	5-0	W	Syracuse	38-20
2	2	Auburn	5-0	L	No. 3/6 Mississippi State	23-38
4	3	Mississippi	5-0	W	No. 14/14 Texas A&M	35-20
6	3	Mississippi State	5-0	W	No. 2/2 Auburn	38-23
3	5	Baylor	5-0	W	No. 9/12 TCU	61-58
5	6	Notre Dame	5-0	W	North Carolina	50-43
7	7	Alabama	4-1	W	Arkansas	14-13
8	8	Michigan State	4-1	W	Purdue	45-31
2	9	TCU	4-0	L	No. 5/3 Baylor	58-61
3	10	Arizona	5-0	L	Southern California	26-28
9	11	Oklahoma	4-1	W	Texas	31-26
1	12	Oregon	4-1	W	No. 18/17 UCLA	42-30
0	13	Georgia	4-1	W	No. 23/24 Missouri	34-0
4	14	Texas A&M	5-1	L	No. 3/4 Mississippi	20-35
5	15	Ohio State	4-1	W	Maryland	52-24
8	16	Oklahoma State	4-1	W	Kansas	27-20
6	17	Kansas State	4-1	W	Texas Tech	45-13
7	18	UCLA	4-1	L	No. 12/11 Oregon	30-42
9	19	East Carolina	4-1	W	South Florida	28-17
0	20	Arizona State	4-1			
1	21	Nebraska	5-1			
3	22	Georgia Tech	5-0	L	Duke	25-31
4	23	Missouri	4-1	L	No. 13/10 Georgia	0-34
R	24	Utah	4-1			
2	25	Stanford	3-2	W	Washington State	34-17
5	NR	Clemson	3-2	W	Louisville	23-17

OCTOBER 12

SA AP	Team	Record	W-L	Next Opponent	Score
1	Mississippi State	6-0			
2	Florida State	6-0	W	No. 5/5 Notre Dame	31-27
3	Mississippi	6-0	W	Tennessee	34-3
4	Baylor	6-0	L	West Virginia	27-41
5	Notre Dame	6-0	L	No. 2/2 Florida State	27-31
6	Auburn	5-1			
7	Alabama	5-1	W	No. 21/21 Texas A&M	59-0
8	Michigan State	5-1	W	Indiana	56-17
9	Oregon	5-1	W	Washington	45-20
10	Georgia	5-1	W	Arkansas	45-32
11	Oklahoma	5-1	L	No. 14/14 Kansas State	30-31
12	TCU	4-1	W	No. 15/15 Oklahoma State	42-9



CLEMSON RE-ENTERED THE AP TOP 25 AFTER SOUNDLY DEFEATING NC STATE, 41-0. B.J. GOODSON HAD A RECOVERED FUMBLE, ONE OF THREE TIGER TAKEAWAYS.



WEEKLY POLLS

13	13	Ohio State	4-1	W	Rutgers	56-17
14	14	Kansas State	4-1	W	No. 11/11 Oklahoma	31-30
15	15	Oklahoma State	5-1	L	No. 12/12 TCU	9-42
17	16	Arizona	5-1			
18	17	Arizona State	5-1	W	No. 23/20 Stanford	26-10
16	18	East Carolina	5-1			
19	19	Nebraska	5-1	W	Northwestern	38-17
23	20	Utah	4-1	W	Oregon State	29-23
21	21	Texas A&M	5-2	L	No. 7/7 Alabama	0-59
25	22	Southern California	4-2	W	Colorado	56-28
20	23	Stanford	4-2	L	No. 17/18 Arizona State	10-26
22	24	Clemson	4-2	W	Boston College	17-13
24	25	Marshall	6-0	W	Florida International	45-13

OCTOBER 19

USA AP	Team	Record	W-L	Next Opponent	Score	
1	1	Mississippi State	6-0	W	Kentucky	45-31
2	2	Florida State	7-0			
3	3	Mississippi	7-0	L	No. 24/23 Louisiana State	7-10
4	4	Alabama	6-1	W	Tennessee	34-20
6	5	Auburn	5-1	W	South Carolina	42-35
7	6	Oregon	6-1	W	California	59-41
8	7	Notre Dame	6-1			
5	8	Michigan State	6-1	W	Michigan	35-11
9	9	Georgia	6-1	W	Arkansas	45-32
10	10	TCU	5-1	W	Texas Tech	82-27
11	11	Kansas State	5-1	W	Texas	23-0
13	12	Baylor	6-1			
12	13	Ohio State	5-1	W	Penn State	31-24
14	14	Arizona State	5-1	W	Washington	24-10
15	15	Arizona	5-1	W	Washington State	59-37
16	16	Nebraska	6-1	W	Rutgers	42-24
18	17	Oklahoma	5-2			
17	18	East Carolina	5-1	W	Connecticut	31-21
19	19	Utah	5-1	W	No. 20/21 Southern California	24-21
21	20	Southern California	5-2	L	No. 19/19 Utah	21-24
20	21	Clemson	5-2	W	Syracuse	16-6
25	22	West Virginia	5-2	W	Oklahoma State	34-10
22	23	Marshall	7-0	W	Florida Atlantic	35-16
23	24	Louisiana State	6-2	W	No. 3/3 Mississippi	10-7
NR	25	UCLA	5-2	W	Colorado	40-37
24	NR	Minnesota	6-1	L	Illinois	24-28

OCTOBER 26

USA AP	Team	Record	W-L	Next Opponent	Score	
1	1	Mississippi State	7-0	W	Arkansas	17-10
2	2	Florida State	7-0	W	Louisville	42-31
3	3	Alabama	7-1			
4	4	Auburn	6-1	W	No. 7/9 Mississippi	35-31
6	5	Oregon	7-1	W	Stanford	45-16
7	6	Notre Dame	6-1	W	Navy	49-39
9	7	Mississippi	7-1	L	No. 4/4 Auburn	21-35
5	8	Michigan State	7-1			
8	9	Georgia	6-1	L	Florida	20-38
10	10	TCU	6-1	W	No. 20/22 West Virginia	31-30
11	11	Kansas State	6-1	W	Oklahoma State	48-14
12	12	Baylor	6-1	W	Kansas	60-14
13	13	Ohio State	6-1	W	Illinois	55-14
15	14	Arizona	6-1	L	No. 25/25 UCLA	7-17
14	15	Arizona State	6-1	W	No. 18/18 Utah	19-16
17	16	Louisiana State	7-2			
16	17	Nebraska	7-1	W	Purdue	35-14
18	18	Utah	6-1	L	No. 15/14 Arizona State	16-19
20	19	Oklahoma	5-2	W	Iowa State	59-14
22	20	West Virginia	6-2	L	No. 10/10 TCU	30-31
19	21	East Carolina	6-1	L	Temple	10-20
21	22	Clemson	6-2			
23	23	Marshall	8-0			
24	24	Duke	6-1	W	Pittsburgh	51-48
25	25	UCLA	6-2	W	No. 14/15 Arizona	17-7

NOVEMBER 2

USA AP	Team	Record	W-L	Next Opponent	Score	
1	1	Mississippi State	8-0	W	Tennessee-Martin	45-16
2	2	Florida State	8-0	W	Virginia	34-20
3	3	Auburn	7-1	L	Texas A&M	38-41
4	4	Alabama	7-1	W	No. 14/15 Louisiana State	20-13
5	5	Oregon	8-1	W	No. 20/22 Utah	51-27
7	6	TCU	7-1	W	No. 9/9 Kansas State	41-20
6	7	Michigan State	7-1	L	No. 13/11 Ohio State	37-49
8	8	Notre Dame	7-1	L	No. 11/12 Arizona State	31-55
9	9	Kansas State	7-1	L	No. 6/7 TCU	20-41
10	10	Baylor	7-1	W	No. 16/16 Oklahoma	48-14
12	11	Arizona State	7-1	W	No. 8/8 Notre Dame	55-31
13	12	Mississippi	7-2	W	Presbyterian College	48-0
11	13	Ohio State	7-1	W	No. 7/6 Michigan State	49-37
15	14	Louisiana State	7-2	L	No. 4/4 Alabama	13-20
14	15	Nebraska	8-1			
16	16	Oklahoma	6-2	L	No. 10/10 Baylor	14-48
17	17	Georgia	6-2	W	Kentucky	63-31

18	18	UCLA	7-2	W	Washington	44-30
19	19	Clemson	6-2	W	Wake Forest	34-20
22	20	Utah	6-2	L	No. 5/5 Oregon	27-51
21	21	Arizona	6-2	W	Colorado	38-20
20	22	Duke	7-1	W	Syracuse	27-10
22	23	Marshall	8-0	W	Southern Mississippi	63-17
25	24	West Virginia	6-3	L	Texas	16-33
24	25	Wisconsin	6-2	W	Purdue	34-16

NOVEMBER 9

USA AP	Team	Record	W-L	Next Opponent	Score	
1	1	Mississippi State	9-0	L	No. 4/3 Alabama	20-25
2	2	Florida State	9-0	W	Miami (Fla.)	30-26
4	3	Oregon	9-1			
3	4	Alabama	8-1	W	No. 1/1 Mississippi State	25-20
5	5	TCU	8-1	W	Kansas	34-30
6	6	Baylor	8-1	W	No. NR/24 Oklahoma	48-14
8	7	Arizona State	8-1	L	Oregon State	27-35
7	8	Ohio State	8-1	W	Minnesota	31-24
9	9	Auburn	7-2	L	No. 16/14 Georgia	7-34
10	10	Mississippi	8-2			
11	11	Nebraska	8-1	L	No. 22/22 Wisconsin	24-59
12	12	Michigan State	7-2	W	Maryland	37-15
13	13	Kansas State	7-2			
15	14	UCLA	8-2			
16	15	Notre Dame	7-2	L	Northwestern	40-43
14	16	Georgia	7-2	W	No. 9/9 Auburn	34-7
18	17	Arizona	7-2	W	Washington	27-26
17	18	Clemson	7-2	L	No. 24/23 Georgia Tech	6-28
19	19	Duke	8-1	L	Virginia Tech	16-17
20	20	Louisiana State	7-3	L	Arkansas	0-17
21	21	Marshall	9-0	W	Rice	41-14
22	22	Wisconsin	7-2	W	No. 11/11 Nebraska	59-24
25	23	Colorado State	9-1	W	Hawaii	49-22
23	24	Georgia Tech	8-2	W	No. 19/19 Clemson	28-6
NR	25	Utah	6-3	W	Stanford	20-17
24	NR	Oklahoma	6-3	W	Texas Tech	42-30

NOVEMBER 16

USA AP	Team	Record	W-L	Next Opponent	Score	
1	1	Florida State	10-0	W	Boston College	20-17
2	2	Alabama	9-1	W	Western Carolina	48-14
3	3	Oregon	9-1	W	Colorado	44-10
4	4	Mississippi State	9-1	W	Vanderbilt	51-0
5	5	TCU	9-1			
6	6	Baylor	8-1	W	Oklahoma State	49-28
7	7	Ohio State	9-1	W	Indiana	42-27
8	8	Mississippi	8-2	L	Arkansas	0-30
10	9	Georgia	8-2	W	Charleston Southern	55-9
9	10	Michigan State	8-2	W	Rutgers	45-3
12	11	UCLA	8-2	W	No. 24/24 Southern California	38-20
11	12	Kansas State	7-2	W	West Virginia	26-20
14	13	Arizona State	8-2	W	Washington State	52-31
15	14	Wisconsin	8-2	W	Iowa	26-24
13	15	Arizona	8-2	W	No. 20/21 Utah	42-10
17	16	Auburn	7-3	W	Samford	31-7
16	17	Georgia Tech	9-2			
18	18	Marshall	10-0	W	UAB	23-18
20	19	Missouri	8-2	W	Tennessee	29-21
21	20	Utah	7-3	L	No. 15/13 Arizona	10-42
19	21	Nebraska	8-2	L	Minnesota	24-28
23	22	Colorado State	9-1	W	New Mexico	58-20
22	23	Oklahoma	7-3	W	Kansas	44-7
24	24	Southern California	7-3	L	No. 11/12 UCLA	20-38
25	25	Duke	8-2	L	North Carolina	20-45

NOVEMBER 23

USA AP	Team	Record	W-L	Next Opponent	Score	
2	1	Florida State	11-0	W	Florida	24-19
1	2	Alabama	10-1	W	No. 15/16 Auburn	55-44
3	3	Oregon	10-1	W	Oregon State	47-19
4	4	Mississippi State	10-1	L	No. 18/19 Mississippi	17-31
6	5	Baylor	10-1	W	Texas Tech	48-46
5	6	TCU	9-1	W	Texas	48-10
7	7	Ohio State	10-1	W	Michigan	42-28
9	8	Georgia	9-2	L	No. 16/15 Georgia Tech	24-30
10	9	UCLA	9-2	L	Stanford	10-31
8	10	Michigan State	9-2	W	Penn State	34-10
11	11	Kansas State	8-2	W	Kansas	51-13
12	12	Arizona	9-2	W	No. 13/13 Arizona State	42-35
13	13	Arizona State	9-2	L	No. 12/12 Arizona	35-42
14	14	Wisconsin	9-2	W	No. 22/22 Minnesota	34-24
16	15	Auburn	8-3	L	No. 2/1 Alabama	44-55
15	16	Georgia Tech	9-2	W	No. 8/9 Georgia	30-24
17	17	Missouri	9-2	W	Arkansas	21-14
19	18	Mississippi	8-3	W	No. 4/4 Mississippi State	31-17
20	19	Marshall	11-0	L	Western Kentucky	66-67
18	20	Oklahoma	8-3			
21	21	Colorado State	10-1	L	Air Force	24-27
22	22	Minnesota	8-3	L	No. 14/14 Wisconsin	24-34

24	23	Clemson	8-3	W	South Carolina	35-17
23	24	Louisville	8-3	W	Kentucky	44-40
25	25	Boise State	9-2	W	Utah State	50-19

NOVEMBER 30

USA AP	Team	Record	W-L	Next Opponent	Score	
1	1	Alabama	11-1	W	No. 14/13 Missouri	42-13
2	2	Florida State	12-0	W	No. 12/12 Georgia Tech	37-35
3	3	Oregon	11-1	W	No. 8/8 Arizona	51-13
4	4	TCU	10-1	W	Iowa State	55-3
5	5	Baylor	10-1	W	No. 9/9 Kansas State	38-27
6	6	Ohio State	11-1	W	No. 11/11 Wisconsin	59-0
7	7	Michigan State	10-2			
8	8	Arizona	10-2	L	No. 3/3 Oregon	13-51
9	9	Kansas State	9-2	L	No. 5/5 Baylor	27-38
10	10	Mississippi State	10-2			
11	11	Wisconsin	10-2	L	No. 6/6 Ohio State	0-59
12	12	Georgia Tech	10-2	L	No. 2/2 Florida State	35-37
14	13	Mississippi	9-3			
13	14	Missouri	10-2	L	No. 1/1 Alabama	13-42
15	15	Georgia	9-3			
17	16	UCLA	9-3			
18	17	Arizona State	9-3			
16	18	Oklahoma	8-3	L	Oklahoma State	35-38
19	19	Clemson	9-3			
21	20	Auburn	8-4			
20	21	Louisville	9-3			
22	22	Boise State	10-2	W	Fresno State	28-14
24	23	Louisiana State	8-4			
NR	24	Utah	8-4			
23	25	Nebraska	9-3			
25	NR	Minnesota	8-4			

DECEMBER 7

USA AP	Team	Record	W-L	Bowl Opponent	Score	
1	1	Alabama	12-1	L	No. 5/4 Ohio State	35-42
2	2	Florida State	13-0	L	No. 3/3 Oregon	20-59
3	3	Oregon	12-1	W	No. 2/2 Florida State	59-20
5	4	Baylor	11-1	L	No. 7/7 Michigan State	41-42
4	5	Ohio State*	12-1	W	No. 1/1 Alabama	42-35
6	6	TCU	11-1	W	No. 9/12 Mississippi	42-3
7	7	Michigan State	10-2	W	No. 4/5 Baylor	42-31
8	8	Mississippi State	10-2	L	No. 10/9 Georgia Tech	34-49
12	9	Mississippi	9-3	L	No. 6/6 TCU	3-42
9	10	Georgia Tech	10-3	W	No. 8/8 Mississippi State	49-34
10	11	Kansas State	9-3	L	No. 14/15 UCLA	35-40
11	12	Arizona	10-3	L	No. 21/21 Boise State	30-38
13	13	Georgia	9-3	W	No. 20/20 Louisville	37-14
15	14	UCLA	9-3	W	No. 11/10 Kansas State	40-35
16	15	Arizona State	9-3	W	Duke	36-31
14	16	Missouri	10-3	W	Minnesota	33-17
17	17	Wisconsin	10-3	W	No. 19/19 Auburn	34-31
18	18	Clemson	9-3	W	No. NR/24 Oklahoma	40-6
19	19	Auburn	8-4	L	No. 17/17 Wisconsin	31-34
20	20	Louisville	9-3	L	No. 13/13 Georgia	14-37
21	21	Boise State	11-2	W	No. 12/11 Arizona	38-30
23	22	Louisiana State	8-4	L	Notre Dame	28-31
25	23	Utah	8-4	W	Colorado State	45-10
NR	24	Southern California	8-4	W	No. 25/22 Nebraska	45-42
22	25	Nebraska	9-3	L	No. 24/NR Southern California	42-45
24	NR	Oklahoma	8-4	L	No. 18/18 Clemson	6-40

* - defeated Oregon 42-20 in the National Championship Game

HONORS & AWARDS

TEAM

- 2014 Russell Athletic Bowl Champion
- No. 17 in final CFP ranking, No. 15 by AP and No. 15 by USA Today

#2 MACKENSIE ALEXANDER, CB

- First-team freshman All-American by FWAA
- Second-team freshman All-American by Athlon
- Honorable Mention All-ACC (media, coaches)

#42 STEPHONE ANTHONY, LB

- Permanent team co-captain
- Butkus Award semifinalist
- First-Team All-ACC (media, coaches)
- First-team All-ACC by Athlon
- First-team All-ACC by College Sports Madness
- First-team All-ACC by ESPN
- First-team All-ACC by Phil Steele
- Senior Bowl invitee
- Bednarik Award Player-of-the-Week vs. Florida State
- ACC Co-Linebacker of the Week vs. Syracuse
- First-round draft pick by the New Orleans Saints

#9 TAVARIS BARNES, DE

- NFLPA Collegiate Bowl invitee
- Free agent signee by the New Orleans Saints

#68 DAVID BEASLEY, OG

- Honorable Mention All-ACC (media, coaches)
- Medal of Honor Bowl invitee

#3 VIC BEASLEY, DE

- Bednarik Award finalist
- Hendricks Award finalist
- Lombardi Award finalist
- Lott Impact Trophy semifinalist
- Consensus All-American
- First-team All-American by AFCA
- First-team All-American by AP
- First-team All-American by Walter Camp
- First-team All-American by College Sports Madness
- Second-team All-American by Athlon
- Second-team All-American by CBS Sports
- Second-team All-American by FWAA
- Second-team All-American by Lindy's
- Second-team All-American by Phil Steele
- Second-Team All-American by Scout.com
- Second-team All-American by USA Today
- Honorable mention All-American by SI.com
- ACC Defensive Player-of-the-Year (media, coaches)
- ACC Defensive Player-of-the-Year by Athlon
- ACC Defensive Player-of-the-Year by College Sports Madness
- Player-of-the-Year by South Carolina Hall of Fame
- First-Team All-ACC (media, coaches)
- First-team All-ACC by Athlon

- First-team All-ACC by College Sports Madness
- First-team All-ACC by ESPN
- First-team All-ACC by Phil Steele
- Senior Bowl invitee
- ACC Defensive Lineman-of-the-Week vs. South Carolina
- All-Bowl team by ESPN.com
- First-round draft pick by the Atlanta Falcons

#10 BEN BOULWARE, LB

- All-Bowl team by ESPN.com

#86 SAM COOPER, TE

- Permanent team co-captain

#93 COREY CRAWFORD, DE

- Senior Bowl invitee
- Free agent signee by the Washington Redskins

#67 KALON DAVIS, OL

- Honorable Mention All-ACC (media)
- Medal of Honor Bowl invitee
- ACC Co-Offensive Lineman-of-the-Week vs. South Carolina
- Free agent signee by the Denver Broncos

#9 WAYNE GALLMAN, RB

- ACC Rookie-of-the-Week vs. Syracuse
- ACC Rookie-of-the-Week vs. Wake Forest

#13 ADAM HUMPHRIES, WR

- Permanent team co-captain
- Medal of Honor Bowl invitee
- ACC Specialist-of-the-Week vs. Louisville
- Free agent signee by the Tampa Bay Buccaneers

#50 GRADY JARRETT, DT

- Permanent team co-captain
- Third-team All-American by Athlon
- First-team All-ACC (media, coaches)
- First-team All-ACC by Athlon
- First-team All-ACC by College Sports Madness
- First-team All-ACC by ESPN
- First-team All-ACC by Phil Steele
- Senior Bowl invitee
- All-Bowl team by AP
- All-Bowl team by NFL.com
- All-Bowl team by SI.com
- All-Bowl team by ESPN.com
- Fifth-round draft pick by the Atlanta Falcons

#14 MARTIN JENKINS, CB

- Free agent signee by the New York Jets

#36 AMMON LAKIP, PK/P

- Lou Groza Award semifinalist (final 20)

- Third-team All-ACC by College Sports Madness
- Honorable Mention All-ACC (media, coaches)
- ACC Specialist-of-the-Week vs. Syracuse

#26 GARRY PETERS, CB

- First-Team All-ACC (coaches)
- First-team All-ACC by ESPN
- Second-Team All-ACC (media)
- Second-team All-ACC by College Sports Madness
- Second-team All-ACC by Phil Steele
- Medal of Honor Bowl invitee
- Free agent signee by the Carolina Panthers

#92 BRADLEY PINION, P

- ACC Co-Specialist-of-the-Week vs. North Carolina
- All-Bowl team by ESPN.com
- Fifth-round draft pick by the San Francisco 49ers

#83 DANIEL RODRIGUEZ, WR

- Armed Forces Merit Award winner by FWAA
- American Hero Award winner by Walter Camp Football Foundation
- All-ACC Academic selection
- Medal of Honor Bowl invitee
- Free agent tryout with the St. Louis Rams

#3 ARTAVIS SCOTT, WR

- First-team first-year freshman All-American by 247Sports.com
- First-team first-year freshman All-American by ESPN
- First-team Freshman All-American by USA Today
- Second-team freshman All-American by Athlon
- Second-Team All-ACC (media)
- Second-team All-ACC by Athlon
- Third-Team All-ACC (coaches)
- Third-team All-ACC by Phil Steele
- All-ACC Academic selection
- ACC Receiver-of-the-Week vs. SC State

#27 ROBERT SMITH, S

- Honorable Mention All-ACC (media, coaches)
- Medal of Honor Bowl invitee
- Free agent signee by the Indianapolis Colts

#7 TONY STEWARD, LB

- Sixth-round draft pick by the Buffalo Bills

#18 COLE STOUTD, QB

- Medal of Honor Bowl invitee
- NFLPA Collegiate Bowl invitee
- Leather Helmet Award winner (Clemson vs. Boston College game MVP)
- Free agent signee by the San Diego Chargers

DABO SWINNEY, HEAD COACH

- Grant Teaff National Coach-of-the-Year by FCA
- Gene Stallings Award winner
- Bobby Dodd National Coach-of-the-Year Award finalist

BRENT VENABLES, DEFENSIVE COORDINATOR

- National defensive coordinator-of-the-year by FootballScoop

#4 DESHAUN WATSON, QB

- All-ACC Academic selection
- ACC Rookie-of-the-Week vs. Florida State
- CFPA National Co-Performer-of-the-Week vs. North Carolina
- CFPA National Co-Quarterback-of-the-Week vs. North Carolina
- Davey O'Brien Quarterback-of-the-Week vs. North Carolina
- Manning Award Quarterback-of-the-Week vs. North Carolina
- CBS Sports National Freshman-of-the-Week vs. North Carolina
- 247Sports.com National True-Freshman-of-the-Week vs. North Carolina
- ACC Co-Offensive Back-of-the-Week vs. North Carolina
- ACC Rookie-of-the-Week vs. North Carolina
- ACC Offensive Back-of-the-Week vs. NC State
- ACC Rookie-of-the-Week vs. NC State
- Athlon ACC Player-of-the-Week vs. NC State

#91 JOSH WATSON, DT

- Free agent signee by the Denver Broncos

#99 DeSHAWN WILLIAMS, DT

- NFLPA Collegiate Bowl invitee
- Free agent signee by the Cincinnati Bengals

#7 MIKE WILLIAMS, WR

- Biletnikoff Award watch list member
- Second-Team All-ACC (media)
- Third-Team All-ACC (coaches)
- Third-team All-ACC by College Sports Madness
- Third-team All-ACC by Phil Steele
- ACC Receiver-of-the-Week vs. NC State
- All-Bowl team by ESPN.com



MIKE WILLIAMS WAS A SECOND-TEAM ALL-ACC RECEIVER AS A SOPHOMORE.

GAME RESULTS VS. 2015 OPPONENTS

WOFFORD

All Games:	Clemson leads 11-3						
At Clemson:	Clemson leads 7-0						
Dabo Swinney vs. Wofford:	1-0						
Mike Ayers vs. Clemson:	0-2						
Biggest Clemson Win:	45-10 in 1981						
Biggest Wofford Win:	13-0 in 1925						
Year	CU	WOF	Rank	Site	W-L	CU	WOF
1896	1-1	2-1		A	W	16	0
1900	1-0	0-0		A	W	21	0
1917	3-1	3-1		A	W	27	16
1920	2-0-1	0-1		H	W	13	7
1925	0-4	2-4		A	L	0	13
1926	2-3	0-5		A	L	0	3
1927	3-1-1	0-3-2		H	W	6	0
1929	4-0	1-2		A	W	30	0
1930	1-0	1-0		H	W	32	0
1933	2-3-2	2-4		A	L	13	14
1940	1-0	0-0-1		H	W	26	0
1981	0-0	0-0		H	W	45	10
2001	1-0	0-0	20/-	H	W	38	14
2011	1-0	1-0		H	W	35	27
Totals						302	104

APPALACHIAN STATE

All Games:	Clemson leads 4-0						
At Clemson:	Clemson leads 4-0						
Dabo Swinney vs. Appalachian State:	0-0						
Scott Satterfield vs. Clemson:	0-0						
Biggest Clemson Win:	48-0 in 1990						
Year	CU	ASU	Rank	Site	W-L	CU	ASU
1984	0-0	0-0	4/-	H	W	40	7
1990	2-1	1-1	17/-	H	W	48	0
1991	0-0	1-0	8/-	H	W	34	0
1997	0-0	0-0	18/-	H	W	23	12
Totals						145	19

LOUISVILLE

All Games:	Clemson leads 1-0						
At Louisville:	0-0						
Dabo Swinney vs. Louisville:	1-0						
Bobby Petrino vs. Clemson:	0-1						
Biggest Clemson Win:	23-17 in 2014						
Year	CU	LOU	Rank	Site	W-L	CU	LOU
2014	3-2	5-1		H	W	23	17
Totals						23	17

NOTRE DAME

All Games:	Tied 1-1						
At Clemson:	Notre Dame leads 1-0						
Dabo Swinney vs. Notre Dame:	0-0						
Brian Kelly vs. Clemson:	0-0						
Biggest Clemson Win:	16-10 in 1979						
Biggest Notre Dame Win:	21-17 in 1977						
Year	CU	UND	Rank	Site	W-L	CU	UND
1977	7-1-1	7-1	15/5	H	L	17	21
1979	7-2	6-3	14/-	A	W	16	10
Totals						33	31

GEORGIA TECH

All Games:	Georgia Tech leads 51-27-2						
At Clemson:	Clemson leads 12-6						
Dabo Swinney vs. Georgia Tech:	3-5						
Paul Johnson vs. Clemson:	5-3						
Biggest Clemson Win:	73-0 in 1903						
Biggest Georgia Tech Win:	51-0 in 1944						
Year	CU	GAT	Rank	Site	W-L	CU	GAT
1898	2-1	0-1		N1	W	23	0
1899	3-2	0-3		N2	W	41	5
1902	1-0	0-1		A	W	44	5
1903	1-0	0-0		A	W	73	0
1904	2-2	5-1		A	T	11	11
1905	3-1-1	1-0		A	L	10	17
1906	3-0-3	4-2		A	W	10	0
1907	3-4	3-4		A	W	6	5
1908	1-5	5-3		A	L	6	30
1909	6-2	6-2		A	L	3	29
1910	4-2-1	4-3		A	L	0	34
1911	3-4	5-2-1		A	L	0	31
1912	4-3	4-3-1		A	L	0	23
1913	4-3	6-2		A	L	0	34
1914	5-2-1	5-2		A	L	6	26
1918	1-0	0-0		A	L	0	28
1919	2-0	3-0		A	L	0	28
1920	3-3-1	5-1		A	L	0	7
1921	1-3-1	5-1		A	L	7	48
1922	3-1	4-2		A	L	7	21
1932	1-0	0-0		A	L	14	32
1933	0-0-1	0-0		A	L	2	39

1934	1-0	0-0		A	L	7	12
1936	3-3	3-1-1		A	W	14	13
1937	3-3	4-2		A	L	0	7
1943	2-5	5-3	-/15	A	L	6	41
1944	1-0	0-0		A	L	0	51
1945	5-2-1	4-4		A	W	21	7
1953	2-3-1	5-1-1	-/6	A	L	7	20
1958	5-1	4-2-1	17/-	A	L	0	13
1959	2-0	2-0	6/7	A	L	6	16
1962	0-0	0-0		A	L	9	26
1963	0-1	1-0	-/9	A	L	0	27
1964	1-1	2-0		A	L	7	14
1965	2-0	0-1-1		A	L	6	38
1966	1-0	2-0	-/9	A	L	12	13
1967	1-1	2-0		A	L	0	10
1968	0-1-1	1-1		A	L	21	24
1969	1-1	2-0		A	W	21	10
1970	2-1	3-0	-/15	A	L	7	28
1971	0-2	1-2		A	L	14	24
1972	1-2	2-1-1		A	L	9	31
1973	1-1	0-2		A	L	21	29
1974	0-2	1-2		H	W	21	17
1975	0-2	1-1		A	L	28	33
1976	1-1	0-2		A	T	24	24
1977	1-1	1-1		A	W	31	14
1983	1-1-1	0-2		H	W	41	14
1984	2-1	2-2	13/20	A	L	21	28
1985	1-1	1-1		H	L	3	14
1986	1-1	1-0-1		A	W	27	3
1987	3-0	1-1	9/-	H	W	33	12
1988	2-1	1-1	12/-	A	W	30	13
1989	5-1	1-3	14/-	H	L	14	30
1990	5-1	4-0	15/18	A	L	19	21
1991	2-0	2-1	7/19	H	W	9	7
1992	1-1	1-0	16/-	A	L	16	20
1993	1-1	2-0		H	W	16	13
1994	4-5	1-7		H	W	20	10
1995	4-3	4-3		A	W	24	3
1996	3-3	4-1	-/22	H	W	28	25
1997	2-1	1-1	17/-	A	L	20	23
1998	2-7	6-2	-/22	H	L	21	24
1999	5-4	6-2	-/13	A	L	42	45
2000	8-0	5-2	5/-	H	L	28	31
2001	2-1	3-0	-/9	A	W ^(OT)	47	44
2002	1-1	2-0		H	W	24	19
2003	2-1	1-2		A	W	39	3
2004	1-0	1-0	20/-	H	L	24	28
2005	4-3	4-2		A	L	9	10
2006	6-1	5-1	12/13	H	W	31	7
2007	4-0	2-2	13/-	A	L	3	13
2008	3-3	5-1		H	L	17	21
2009	1-0	1-0	-/15	A	L	27	30
	8-4	10-2	25/12	N3	L	34	39
2010	3-3	5-2		H	W	27	13
2011	8-0	6-2	6/-	A	L	17	31
2012	4-1	2-3	15/-	H	W	47	31
2013	8-1	6-3	8/-	H	W	55	31
2014	7-2	8-2	18/24	A	L	6	28
Totals						1374	1679
N1 - Augusta, Ga.; N2 - Greenville, S.C.; N3 - Tampa, Fla.							

BOSTON COLLEGE


All Games:	Clemson leads 13-9-2						
At Clemson:	Clemson leads 5-3-1						
Dabo Swinney vs. Boston College:	6-1						
Steve Addazio vs. Clemson:	0-2						
Biggest Clemson Win:	34-12 in 1958, 36-14 in 2011						
Biggest Boston College Win:	31-16 in 1983						
Year	CU	BOC	Rank	Site	W-L	CU	BOC
1939	8-1	9-1	12/11	N1	W	6	3
1941	3-0	1-1		A2	W	26	13
1942	1-1-1	1-0		A2	L	7	14
1947	1-0	0-0		A3	L	22	32
1948	4-0	2-2-1	13/-	A3	W	26	19
1949	2-3-1	1-4-1		H	L	27	40
1950	5-0-1	0-6-1	13/-	A3	W	35	14
1951	4-2	1-5		H	W	21	2
1952	1-4	3-1-1		A3	W	13	0
1953	1-0	0-0		A2	T	14	14
1958	6-2	6-2	16/-	H	W	34	12
1960	5-3	2-5-1		A	L	14	25
1982	0-1	1-0	16/-	H	T	17	17
1983	1-0	1-0		A	L	16	31
2005	2-1	2-1		H	L ^(OT)	13	16
2006	1-0	1-0	18/-	A	L ^(2 OT)	33	34
2007	8-2	8-2	15/18	H	L	17	20
2008	3-4	5-2		A	W	27	21
2009	1-1	2-0		H	W	25	7
2010	4-3	2-5		A	L	10	16
2011	5-0	1-4	8/-	H	W	36	14

2012	3-1	1-2	17/-	A	W	45	31
2013	5-0	3-2	3/-	H	W	24	14
2014	4-2	4-2	24/-	A	W	17	13
Totals						525	422
N1 - Dallas, Texas; A2 - Fenway Park; A3 - Braves Field							

MIAMI (FLA.)

All Games:.....								Miami leads 6-3	
At Miami:.....								Tied 3-3	
Dabo Swinney vs. Miami:.....								1-1	
Al Golden vs. Clemson:.....								0-1	
Biggest Clemson Win:								24-17 (OT) in 2004	
Biggest Miami Win:.....								39-7 in 1953	
Year	CU	MIA	Rank	Site	W-L	CU	MIA		
1945	3-1-1	4-1		A	L	6	7		
1950	8-0-1	9-0-1	10/15	A	W	15	14		
1951	7-2	7-3	19/-	N1	L	0	14		
1953	1-1-1	1-1		A	L	7	39		
1956	5-0-2	4-1-1	12/8	A	L	0	21		
2004	4-4	6-1	-/11	A	W ^(OT)	24	17		
2005	2-0	0-1	20/13	H	L ^(3 OT)	30	36		
2009	3-3	5-1	-/8	A	W ^(OT)	40	37		
2010	2-1	2-1	-/16	H	L	21	30		
Totals						143	215		
N1 - Jacksonville, Fla.									

GAME RESULTS VS. 2015 OPPONENTS



TAJH BOYD AND THE TIGERS CLINCHED A SPOT IN THE 2011 ACC CHAMPIONSHIP GAME WITH A 31-28 WIN OVER WAKE FOREST.

1931	0-1-1	1-1		N4	W	6	0
1932	1-1	2-0		A	L	0	13
1933	0-1-1	1-1		H	W	9	0
1934	2-3	2-2-1		A	W	12	6
1939	1-1	1-1		N4	W	25	6
1940	2-0	2-0		N4	W	26	7
1941	2-0	1-0-1		N4	W	27	6
1942	1-0-1	1-0-1		N4	L	6	7
1943	0-1	1-0		N4	W	19	7
1944	1-1	2-0		N4	W	13	7
1945	1-1	1-1		A	W	13	0
1946	1-1	1-0		H	L	7	14
1947	1-2	1-1		A	L	0	18
1948	1-0	0-0-1		H	W	6	0
1949	1-1	0-1		A	W	7	6
1950	2-0	1-1	18/-	H	W	27	0
1951	2-0	1-2	18/-	A	W	6	0
1956	1-0-1	1-1		A	W	13	7
1957	1-1	2-0	-13	H	L	7	13
1958	5-2	2-5-1		A	W	13	6
1959	2-1	1-1		H	W	23	0
1961	4-5	4-5		H	W	20	0
1962	0-1	1-0		A	W	7	0
1963	0-2	2-0		H	L	3	7
1964	1-0	1-0		A	L	0	9
1965	0-0	0-0		H	W	21	7
1966	5-3	4-5		A	L	14	23
1967	4-4	8-1	-10	H	W	14	6
1968	1-4-1	5-2		A	W	24	19
1971	4-5	2-8		H	L	23	31
1972	3-6	6-3-1		A	L	17	42
1973	3-3	4-2		H	L	6	29
1974	0-1	2-0	-15	A	L	10	31
1975	1-5	4-3		H	L	7	45
1976	1-3-2	2-4-1		A	L	21	38
1977	5-1	5-2	20/-	H	W	7	3
1978	5-1	5-1	20/-	A	W	33	10
1979	5-1	5-2		H	L	13	16
1980	4-2	3-3		A	L	20	24
1981	6-0	4-2	4/-	H	W	17	7
1982	4-1-1	4-2	18/-	A	W	38	29
1983	4-1-1	2-4		H	W	27	17
1984	4-2	3-4		A	W	35	34
1985	3-3	1-6		H	W	39	10
1986	5-1	4-1-1	16/20	A	L	3	27
1987	6-0	2-4	7/-	H	L	28	30
1988	5-1	5-1	9/24	A	L	3	10
1989	5-2	6-0	-12	H	W	30	10
1990	5-2	4-3	22/-	A	W	24	17
1991	3-1-1	6-0	19/12	H	W	29	19
1992	4-2	5-2-1	18/23	A	L	6	20
1993	2-1	2-1	-24	H	W	20	14
1994	1-0	1-0	22/-	H	L	12	29
1995	2-2	1-3		A	W	43	22
1996	6-3	2-6		H	W	40	17
1997	1-0	2-0	19/-	A	W	19	17
1998	2-6	4-3		H	L	39	46
1999	2-2	3-2		A	L	31	35
2000	5-0	4-0	5/-	H	W	34	27
2001	3-1	3-1	16/-	A	W	45	37
2002	4-3	8-0	-12	H	L	6	38
2003	4-2	4-3		A	L	15	17
2004	3-4	4-3		H	W	26	20
2005	2-3	2-2		A	W	31	10
2006	7-3	3-6		H	W	20	14

2007	3-0	1-2	15/-	A	W	42	20
2008	1-1	1-1		H	W	27	9
2009	6-3	4-5	24/-	A	W	43	23
2010	4-4	6-2	-23	H	W	14	13
2011	9-1	5-5	7/-	A	L	13	37
2012	9-1	6-4	11/-	H	W	62	48
2013	2-0	2-0	3/-	A	W	26	14
2014	2-2	4-1		H	W	41	0
Totals						1585	1244
N1 - Rock Hill, S.C.; N2 - Columbia, S.C.; N3 - Florence, S.C.; N4 - Charlotte, N.C.							

FLORIDA STATE

All Games:	Florida State leads 20-8						
At Clemson:	Florida State leads 8-5						
Dabo Swinney vs. Florida State:	2-5						
Jimbo Fisher vs. Clemson:	4-1						
Biggest Clemson Win:	35-14 in 2005						
Biggest Florida State Win:	57-0 in 1993						
Year	CU	FSU	Rank	Site	W-L	CU	FSU
1970	3-5	4-3		A	L	13	38
1975	1-6	1-6		H	L	7	43
1976	1-4-2	2-5		A	W	15	12
1988	2-0	1-1	3/10	H	L	21	24
1989	1-0	0-1	10/16	A	W	34	23
1992	1-0	1-0	15/5	H	L	20	24
1993	1-0	2-0	21/1	A	L	0	57
1994	2-4	4-1	-7	A	L	0	17
1995	1-0	1-0	-1	H	L	26	45
1996	2-2	3-0	-2	A	L	3	34
1997	2-0	2-0	16/5	H	L	28	35
1998	2-4	5-1	-16	A	L	0	48
1999	3-3	7-0	-1	H	L	14	17
2000	8-1	8-1	10/4	A	L	7	54
2001	5-2	5-2	-14	H	L	27	41
2002	3-1	4-1	-11	A	L	31	48
2003	5-4	8-1	-3	H	W	26	10
2004	1-2	1-1	-8	A	L	22	41
2005	5-4	7-2	-17	H	W	35	14
2006	1-1	2-0	-9	A	W	27	20
2007	0-0	0-0	-19	H	W	24	18
2008	4-4	6-2	-24	A	L	27	41
2009	5-3	4-4		H	W	40	24
2010	5-4	6-3		A	L	13	16
2011	3-0	2-1	21/11	H	W	35	30
2012	3-0	3-0	10/4	A	L	37	49
2013	6-0	5-0	3/5	H	L	14	51
2014	1-1	2-0	22/1	A	L ^(OT)	17	23
Totals						563	897

SYRACUSE

All Games:	Clemson leads 2-1						
At Syracuse:	Clemson leads 1-0						
Dabo Swinney vs. Syracuse:	2-0						
Scott Shafer vs. Clemson:	0-2						
Biggest Clemson Win:	49-14 in 2013						
Biggest Syracuse Win:	41-0 in 1995						
Year	CU	SYR	Rank	Site	W-L	CU	SYR
1995	8-3	8-3	23/-	N1	L	0	41
2013	4-0	2-2	3/-	A	W	49	14
2014	5-2	3-4	21/-	H	W	16	6
Totals						65	61
N1 - Jacksonville, Fla.							

WAKE FOREST

All Games:	Clemson leads 62-17-1						
At Clemson:	Clemson leads 36-7						
Dabo Swinney vs. Wake Forest:	6-0						
Dave Clawson vs. Clemson:	0-0						
Biggest Clemson Win:	82-24 in 1981						
Biggest Wake Forest Win:	41-12 in 1943						
Year	CU	WFU	Rank	Site	W-L	CU	WFU
1933	1-3-2	0-2-1		N1	W	13	0
1935	2-0	0-3		H	W	13	7
1936	2-2	2-1		A	L	0	6
1937	2-3	1-3		H	W	32	0
1938	3-1-1	3-3		A	W	7	0
1939	5-1	6-2		H	W	20	7
1940	3-0	3-0		H	W	39	0
1941	5-1	4-3-1		H	W	29	0
1942	2-2-1	2-2-1		A	L	6	19
1943	1-3	2-3		H	L	12	41
1944	3-2	6-0	-17	A	L	7	13
1945	6-2-1	2-4-1	16/-	H	L	6	13
1946	1-2	2-0		A	L	7	19
1947	1-1	1-0		H	L	14	16
1948	6-0	5-2	10/19	A	W	21	14
1949	2-2-1	2-4		H	L	21	35
1950	3-0-1	4-0-1	16/17	A	W	13	12
1951	3-2	5-1		H	W	21	6
1953	1-3-1	2-3-1		H	W	18	0
1954	2-3	2-2-1		N1	W	32	20
1955	4-1	3-2-1		H	W	19	13
1956	2-0-1	1-2		A	W	17	0
1957	5-3	0-8		H	W	13	6
1958	4-1	3-3	19/-	H	W	14	12
1959	6-2	5-2	19/-	H	W	33	31
1960	0-0	0-0	9/-	A	W	28	7
1961	1-2	0-3		H	L	13	17
1962	1-1	0-2		A	W	24	7
1963	1-4-1	0-6		H	W	36	0
1964	1-3	2-2		A	W	21	2
1965	4-2	2-4		H	W	26	13
1966	2-3	2-4		A	W	23	21
1967	0-0	0-1		H	W	23	6
1968	0-0	0-1		A	T	20	20
1969	2-2	2-3		H	W	28	14
1970	2-3	2-3		A	L	20	36
1971	2-4	4-3		H	W	10	9
1972	2-4	1-5		A	W	31	0
1973	3-4	1-6		H	W	35	8
1974	3-4	0-7		A	W	21	9
1975	0-4	1-3		H	W	16	14
1976	1-2-1	2-3		A	L	14	20
1977	6-1	1-6	16/-	H	W	26	0
1978	6-1	1-7	16/-	A	W	51	6
1979	5-2	7-1	-14	H	W	31	0
1980	4-3	3-4		A	W	35	33
1981	7-0	2-5	3/-	H	W	82	24
1982	8-1-1	3-7	10/-	N2	W	21	17
1983	5-1-1	4-4		H	W	24	17
1984	5-2	5-3		H	W	37	14
1985	4-3	3-5		H	W	26	10
1986	5-2	4-3		A	W	28	20
1987	6-1	5-2	14/-	H	W	31	17
1988	5-2	4-3	15/-	A	W	38	21
1989	6-2	1-5-1	22/-	H	W	44	10
1990	6-2	2-5	19/-	A	W	24	6



GAME RESULTS VS. 2015 OPPONENTS

1991	4-1-1	1-6	16/-	H	W	28	10
1992	4-3	4-3		A	L	15	18
1993	4-1	1-4		H	L	16	20
1994	2-5	2-6		H	W	24	8
1995	1-1	0-2-1		A	W	29	14
1996	1-2	2-2		H	W	21	10
1997	4-3	4-4		A	W	33	16
1998	1-2	1-1		H	L	19	29
1999	3-4	4-3		A	W	12	3
2000	2-0	0-2	16/-	H	W	55	7
2001	4-2	3-3	25/-	A	W	21	14
2002	3-3	5-2		H	W	31	23
2003	5-3	4-4		A	L	17	45
2004	0-0	0-0	15/-	H	W ^(2 OT)	37	30
2005	2-2	1-3		A	L	27	31
2006	4-1	5-0	15/-	A	W	27	17
2007	7-2	6-3	20/-	H	W	44	10
2008	3-2	3-1	-/21	A	L	7	12
2009	2-3	4-2		H	W	38	3
2010	5-5	2-8		A	W	30	10
2011	8-1	5-4	9/-	H	W	31	28
2012	6-1	4-3	14/-	A	W	42	13
2013	3-0	2-2	3/-	H	W	56	7
2014	6-2	2-6	19/-	A	W	34	20
Totals						2008	1086

N1 - Charlotte, N.C.; N2 - Tokyo, Japan

SOUTH CAROLINA

All Games: Clemson leads 66-42-4
 At South Carolina: Clemson leads 49-32-3
 Dabo Swinney vs. South Carolina: 2-5
 Steve Spurrier vs. Clemson: 7-6 (6-4 at South Carolina)
 Biggest Clemson Win: 51-0 in 1900
 Biggest South Carolina Win: 56-20 in 1975

Year	CU	USC	Rank	Site	W-L	CU	USC
1896	1-0	0-0		A	L	6	12
1897	1-2	0-0		A	W	18	6
1898	1-1	1-0		A	W	24	0
1899	1-2	1-0		A	W	34	0
1900	2-0	1-1		A	W	51	0
1902	3-0	3-0		A	L	6	12
1909	3-2	1-3		A	W	6	0
1910	3-2	4-0		A	W	24	0
1911	1-2	1-1-1		A	W	27	0
1912	3-1	2-2		A	L	7	22
1913	1-2	1-2		A	W	32	0
1914	1-2-1	1-4-1		A	W	29	6
1915	2-1-1	3-0		A	T	0	0
1916	1-3	2-3		A	W	27	0
1917	2-1	1-1		A	W	21	13
1918	1-1	0-0		A	W	39	0

1919	3-2	1-3		A	W	19	6
1920	3-2-1	2-2		A	L	0	3
1921	1-2-1	3-0-1		A	L	0	21
1922	2-1	3-1		A	W	3	0
1923	1-1-1	2-2		A	W	7	6
1924	2-1	3-1		A	L	0	3
1925	0-3	3-1		A	L	0	33
1926	2-2	3-1		A	L	0	24
1927	2-1-1	3-1		A	W	20	0
1928	5-0	5-0		A	W	32	0
1929	5-0	3-1		A	W	21	14
1930	5-0	3-1		A	W	20	7
1931	1-2-1	1-2		A	L	0	21
1932	2-2	3-1		A	L	0	14
1933	1-1-2	1-2		A	L	0	7
1934	1-3	3-1		A	W	19	0
1935	3-1	2-3		A	W	44	0
1936	2-3	3-2		A	W	19	0
1937	1-3	2-2-1		A	W	34	6
1938	2-1-1	3-2		A	W	34	12
1939	2-1	1-3		A	W	27	0
1940	4-0	0-2	13/-	A	W	21	13
1941	4-0	1-1-1	14/-	A	L	14	18
1942	1-2-1	0-2-1		A	W	18	6
1943	1-2	2-1		A	L	6	33
1944	2-1	1-1-1		A	W	20	13
1945	3-1	2-2		A	T	0	0
1946	1-3	2-1		A	L	14	26
1947	1-3	2-2		A	L	19	21
1948	3-0	2-1	14/-	A	W	13	7
1949	2-1-1	0-3		A	L	13	27
1950	3-0	2-1	12/-	A	T	14	14
1951	3-1	2-2		A	L	0	20
1952	1-3	2-2		A	L	0	6
1953	1-2-1	3-1		A	L	7	14
1954	2-2	2-1		A	L	8	13
1955	3-1	2-2		A	W	28	14
1956	3-0-1	4-1	20/-	A	W	7	0
1957	2-2	3-1		A	W	13	0
1958	4-0	2-2	10/-	A	L	6	26
1959	3-1	3-1	17/-	A	W	27	0
1960	4-3	1-5		H	W	12	2
1961	3-4	2-5		A	L	14	21
1962	5-4	4-4-1		H	W	20	17
1963	4-4-1	1-7-1		A	W	24	20
1964	3-6	2-5-2		H	L	3	7
1965	5-4	4-5		A	L	16	17
1966	5-4	1-8		H	W	35	10
1967	5-4	5-4		A	W	23	12
1968	4-4-1	3-6		H	L	3	7
1969	4-5	6-3		A	L	13	27

1970	3-7	3-6-1		H	L	32	38
1971	4-6	6-4		A	W	17	7
1972	3-7	4-6		H	W	7	6
1973	5-5	6-4		A	L	20	32
1974	6-4	4-6		H	W	39	21
1975	2-8	6-4		A	L	20	56
1976	2-6-2	6-4		H	W	28	9
1977	7-2-1	5-5	15/-	A	W	31	27
1978	9-1	5-4-1	10/-	H	W	41	23
1979	8-2	7-3	13/19	A	L	9	13
1980	5-5	8-2	-/14	H	W	27	6
1981	10-0	6-4	2/-	A	W	29	13
1982	7-1-1	4-6	10/-	H	W	24	6
1983	8-1-1	5-5	13/-	A	W	22	13
1984	7-3	9-1	-/9	H	L	21	22
1985	5-5	5-5		A	W	24	17
1986	7-2-1	3-6-1	19/-	H	T	21	21
1987	9-1	7-2	8/12	A	L	7	20
1988	8-2	8-2	15/25	H	W	29	10
1989	8-2	6-3-1	15/-	A	W	45	0
1990	8-2	5-4	17/-	H	W	24	15
1991	7-1-1	3-5-2	14/-	A	W	41	24
1992	5-5	4-6		H	L	13	24
1993	7-3	4-6	24/-	A	W	16	13
1994	5-5	5-5		H	L	7	33
1995	7-3	4-5-1	24/-	A	W	38	17
1996	7-3	5-5	22/-	H	L	31	34
1997	6-4	5-5		A	W	47	21
1998	2-8	1-9		H	W	28	19
1999	5-5	0-10		A	W	31	21
2000	8-2	7-3	16/25	H	W	16	14
2001	5-4	7-3	-/22	A	L	15	20
2002	6-5	5-6		H	W	27	20
2003	7-4	5-6		A	W	63	17
2004	5-5	6-4		H	W	29	7
2005	6-4	7-3	-/19	A	W	13	9
2006	8-3	6-5	24/-	H	L	28	31
2007	8-3	6-5	21/-	A	W	23	21
2008	6-5	7-4		H	W	31	14
2009	8-3	6-5	15/-	A	L	17	34
2010	6-5	8-3	-/18	H	L	7	29
2011	9-2	9-2	18/14	A	L	13	34
2012	10-1	9-2	12/13	H	L	17	27
2013	10-1	9-2	6/10	A	L	17	31
2014	8-3	6-5	23/-	H	W	35	17
Totals						2181	1565

Note: Rankings are by AP; Clemson's ranking is listed first, followed by the opponent's ranking; home games in bold.



PLAYERS CARRIED DABO SWINNEY OFF THE FIELD FOLLOWING THE TIGERS' 31-14 WIN OVER SOUTH CAROLINA IN 2008 WHEN HE WAS THE PROGRAM'S INTERIM HEAD COACH.

2015 OPPONENTS

GAME 1 • WOFFORD

SEPTEMBER 5 • CLEMSON, S.C.

Location	Spartanburg, S.C.
Enrollment	1,600
President	Dr. Nayef H. Samhat
Athletic Director	Richard Johnson
Nickname	Terriers
Colors	Gold & Black
Conference	Southern
Home Field (Capacity)	Gibbs Stadium (13,000)
Head Coach	Mike Ayers (Georgetown (Ky.) '74)
Record at Wofford	181-126-1 (27 seasons)
Career Record	192-147-2 (30 seasons)
Weekly Press Conference	Monday, 11:30 a.m. ET
Offensive Coordinator	Wade Lang
Defensive Coordinator	Nathan Fugua
Lettermen Returning/Lost	52/17
Starters Returning/Lost	21/4
Football ACD	Brent Williamson
ACD Email	williamsondb@wofford.edu
ACD Office Phone	864-597-4093
ACD Address	429 North Church Street Spartanburg, SC 29303
Athletic Website	WoffordTerriers.com

2014 RESULTS (6-5)

at Georgia Tech	L	19-38
North Greenville	W	42-27
at Gardner-Webb	L	36-43
Virginia-Wise	W	49-15
The Citadel	W	17-13
at Western Carolina	L	14-26
at Samford	W	24-20
Virginia Military	W	38-3
at Chattanooga	L	13-31
at Furman	L	14-31
Mercer	W	34-6

2015 SCHEDULE

9-5	at Clemson
9-12	Tennessee Tech
9-19	at Idaho
9-26	Gardner-Webb
10-3	at Mercer
10-10	at The Citadel
10-17	Western Carolina
10-24	Chattanooga
10-31	at VMI
11-14	Samford
11-21	Furman

GAME 2 • APPALACHIAN ST.

SEPTEMBER 12 • CLEMSON, S.C.

Location	Boone, N.C.
Enrollment	18,026
Chancellor	Sheri Noren Everts
Athletic Director	Doug Gillin
Nickname	Mountaineers
Colors	Black & Gold
Conference	Sun Belt
Home Field (Capacity)	Kidd Brewer Stadium (24,050)
Head Coach	Scott Satterfield (Appalachian St. '96)
Record at Appalachian St.	11-13 (3 seasons)
Career Record	11-13 (3 seasons)
Weekly Press Conference	Monday, 11:30 a.m. ET
Offensive Coordinators	Dwayne Ledford, Frank Ponce
Defensive Coordinator	Nate Woody
Lettermen Returning/Lost	46/15
Starters Returning/Lost	22/4
Football ACD	Mike Flynn
ACD Email	flynmh@appstate.edu
ACD Office Phone	828-262-2845
ACD Address	Appalachian State Box 32116 Boone, NC 28608
Athletic Website	AppStateSports.com

2014 RESULTS (7-5)

at Michigan	L	14-52
Campbell	W	66-0
at Southern Mississippi	L	20-21
at Georgia Southern	L	14-34
South Alabama	L	21-47
Liberty	L ^(OT)	48-55
at Troy	W	53-14
Georgia State	W	44-0
Louisiana-Monroe	W	31-29
at Arkansas State	W	37-32
at Louisiana-Lafayette	W	35-16
Idaho	W	45-28

2015 SCHEDULE

9-5	Howard
9-12	at Clemson
9-26	at Old Dominion
10-3	Wyoming
10-10	at Georgia State
10-17	at Louisiana-Monroe
10-22	Georgia Southern
10-31	Troy
11-5	Arkansas State
11-14	at Idaho
11-28	Louisiana-Lafayette
12-5	at South Alabama

GAME 3 • LOUISVILLE

SEPTEMBER 17 • LOUISVILLE, KY.

Location	Louisville, Ky.
Enrollment	22,298
President	James R. Ramsey
Athletic Director	Tom Jurich
Nickname	Cardinals
Colors	Red & Black
Conference	Atlantic Coast
Home Field (Capacity)	Papa John's Cardinal Stadium (55,000)
Head Coach	Bobby Petrino (Carroll '83)
Record at Louisville	50-13 (6 seasons)
Career Record	92-34 (10 seasons)
Weekly Press Conference	Monday, 1:30 p.m. ET
Offensive Coordinator	Garrick McGee
Defensive Coordinator	Todd Grantham
Lettermen Returning/Lost	42/21
Starters Returning/Lost	13/11
Football ACD	Rocco Gasparo
ACD Email	rocco@GoCards.com
ACD Office Phone	502-852-0102
ACD Address	2100 South Floyd St. Louisville, KY 40208
Athletic Website	GoCards.com

2014 RESULTS (9-3)

Miami	W	31-13
Murray State	W	66-21
at Virginia	L	21-23
at Florida International	W	34-3
Wake Forest	W	20-10
at Syracuse	W	28-6
at Clemson	L	17-23
NC State	W	30-18
Florida State	L	31-42
at Boston College	W	38-19
at Notre Dame	W	31-28
Kentucky	W	44-40

2015 SCHEDULE

9-5	Auburn (Atlanta, Ga.)
9-12	Houston
9-17	Clemson
9-26	Samford
10-3	at NC State
10-17	at Florida State
10-24	Boston College
10-30	at Wake Forest
11-7	Syracuse
11-14	Virginia
11-21	at Pittsburgh
11-28	at Kentucky

GAME 4 • NOTRE DAME

OCTOBER 3 • CLEMSON, S.C.

Location	Notre Dame, Ind.
Enrollment	12,179
President	Rev. John I. Jenkins, C.S.C.
Athletic Director	Jack Swarbrick
Nickname	Fighting Irish
Colors	Blue & Gold
Conference	Independent
Home Field (Capacity)	Notre Dame Stadium (80,795)
Head Coach	Brian Kelly (Assumption College '83)
Record at Notre Dame	45-20 (5 seasons)
Career Record	216-77-2 (25 seasons)
Weekly Press Conference	Tuesday, 12 p.m. ET
Offensive Coordinator	Mike Sanford
Defensive Coordinator	Brian VanGorder
Lettermen Returning/Lost	41/15
Starters Returning/Lost	17/7
Football ACD	Michael Bertsch
ACD Email	mbertsch1@nd.edu
ACD Office Phone	574-631-8642
ACD Address	Room 112 Joyce Center Notre Dame, IN 46556
Athletic Website	UND.com

2014 RESULTS (8-5)

Rice	W	48-17
Michigan	W	31-0
at Purdue	W	30-14
at Syracuse	W	31-15
Stanford	W	17-14
North Carolina	W	50-43
at Florida State	L	27-31
Navy	W	49-39
at Arizona State	L	31-55
Northwestern	L	40-43
Louisville	L	28-31
at Southern California	L	14-49
LSU	W	31-28

2015 SCHEDULE

9-5	Texas
9-12	at Virginia
9-19	Georgia Tech
9-26	Massachusetts
10-3	at Clemson
10-10	Navy
10-17	Southern California
10-31	at Temple
11-7	at Pittsburgh
11-14	Wake Forest
11-21	Boston College (Boston, Mass.)
11-28	at Stanford

GAME 5 • GEORGIA TECH

OCTOBER 10 • CLEMSON, S.C.

Location	Atlanta, Ga.
Enrollment	21,000
President	George P. Peterson
Athletic Director	Mike Bobinski
Nickname	Yellow Jackets
Colors	Old Gold & White
Conference	Atlantic Coast
Home Field (Capacity)	Bobby Dodd Stadium (55,000)
Head Coach	Paul Johnson (Western Carolina '79)
Record at Georgia Tech	58-35 (7 seasons)
Career Record	165-74 (18 seasons)
Weekly Press Conference	Tuesday, 11:30 a.m. ET
Offensive Coordinator	Paul Johnson
Defensive Coordinator	Ted Roof
Lettermen Returning/Lost	49/18
Starters Returning/Lost	16/8
Football ACD	Chris Yandle
ACD Email	cyandle@athletics.gatech.edu
ACD Office Phone	404-894-6283
ACD Address	150 Bobby Dodd Way NW Atlanta, GA 30332
Athletic Website	RamblinWreck.com

2014 RESULTS (11-3)

Wofford	W	38-19
at Tulane	W	38-21
Georgia Southern	W	42-38
at Virginia Tech	W	27-24
Miami	W	28-17
Duke	L	25-31
at North Carolina	L	43-48
at Pittsburgh	W	56-28
Virginia	W	35-10
at NC State	W	56-23
Clemson	W	28-6
at Georgia	W ^(OT)	30-24
Florida State	L	35-37
Mississippi St.	W	49-34

2015 SCHEDULE

9-3	Alcorn State
9-12	Tulane
9-19	at Notre Dame
9-26	at Duke
10-3	North Carolina
10-10	at Clemson
10-17	Pittsburgh
10-24	Florida State
10-31	at Virginia
11-12	Virginia Tech
11-21	at Miami
11-28	Georgia

GAME 6 • BOSTON COLLEGE

OCTOBER 17 • CLEMSON, S.C.

Location	Chestnut Hill, Mass.
Enrollment	14,100
President	Re. William P. Leahy, S.J.
Athletic Director	Brad Bates
Nickname	Eagles
Colors	Maroon & Gold
Conference	Atlantic Coast
Home Field (Capacity)	Alumni Stadium (44,500)
Head Coach	Steve Addazio (Central Connecticut State '81)
Record at Boston College	14-12 (2 seasons)
Career Record	27-23 (4 seasons)
Weekly Press Conference	Monday, 12 p.m. ET
Offensive Coordinator	Todd Fitch
Defensive Coordinator	Don Brown
Lettermen Returning/Lost	34/22
Starters Returning/Lost	11/13
Football ACD	Zanna Ollove
ACD Email	ollove@bc.edu
ACD Office Phone	617-552-2004
ACD Address	140 Commonwealth Ave. Chestnut Hill, MA 02467
Athletic Website	BCEagles.com

2014 RESULTS (7-6)

at Massachusetts	W	30-7
Pittsburgh	L	20-30
USC	W	37-31
Maine	W	40-10
Colorado State	L	21-24
at NC State	W	30-14
Clemson	L	13-17
at Wake Forest	W	23-17
at Virginia Tech	W	33-31
Louisville	L	19-38
at Florida State	L	17-20
Syracuse	W	28-7
Penn State	L	30-31

2015 SCHEDULE

9-5	Maine
9-12	Howard
9-18	Florida State
9-26	Northern Illinois
10-3	at Duke
10-10	Wake Forest
10-17	at Clemson
10-24	at Louisville
10-31	Virginia Tech
11-7	NC State
11-21	Notre Dame (Boston, Mass.)
11-28	at Syracuse



2015 OPPONENTS

GAME 7 • MIAMI (FLA.)

OCTOBER 24 • CORAL GABLES, FLA.

Location	Coral Gables, Fla.
Enrollment	16,774
President	Donna Shalala
Athletic Director	Blake James
Nickname	Hurricanes
Colors	Green & Orange
Conference	Atlantic Coast
Home Field (Capacity)	Sun Life Stadium (75,540)
Head Coach	Al Golden (Penn State '91)
Record at Miami	28-22 (4 seasons)
Career Record	55-56 (9 seasons)
Weekly Press Conference	Tuesday, 12:30 p.m. ET
Offensive Coordinator	Mark D'Onofrio
Defensive Coordinator	James Coley
Lettermen Returning/Lost	42/24
Starters Returning/Lost	12/12
Football ACD	Tom Symonds
ACD Email	symonds@miami.edu
ACD Office Phone	305-284-3248
ACD Address	5821 San Amaro Drive Coral Gables, FL 33146
Athletic Website	HurricaneSports.com

GAME 8 • NC STATE

OCTOBER 31 • RALEIGH, N.C.

Location	Raleigh, N.C.
Enrollment	33,989
Chancellor	William Randolph Woodson
Athletic Director	Debbie Yow
Nickname	Wolfpack
Colors	Red & Black
Conference	Atlantic Coast
Home Field (Capacity)	Carter-Finley Stadium (57,583)
Head Coach	Dave Doeren (Drake '93)
Record at NC State	11-14 (2 seasons)
Career Record	34-18 (4 seasons)
Weekly Press Conference	Monday, 11:30 a.m. ET
Offensive Coordinator	Matt Canada
Defensive Coordinator	Dave Huxtable
Lettermen Returning/Lost	42/23
Starters Returning/Lost	14/10
Football ACD	Annabelle Myers
ACD Email	amysers@ncsu.edu
ACD Office Phone	919-515-1181
ACD Address	2500 Warren Carroll Drive; Campus Box 8502 Raleigh, NC 27695
Athletic Website	GoPack.com

GAME 9 • FLORIDA STATE

NOVEMBER 7 • CLEMSON, S.C.

Location	Tallahassee, Fla.
Enrollment	41,773
President	John Thrasher
Athletic Director	Stan Wilcox
Nickname	Seminole
Colors	Garnet & Gold
Conference	Atlantic Coast
Home Field (Capacity)	Doak Campbell Stadium (82,300)
Head Coach	Jimbo Fisher (Samford '89)
Record at Florida State	58-11 (5 seasons)
Career Record	58-11 (5 seasons)
Weekly Press Conference	Monday, 1 p.m. ET
Offensive Coordinators	Randy Sanders, Lawrence Dawsey
Defensive Coordinator	Charles Kelly
Lettermen Returning/Lost	39/19
Starters Returning/Lost	13/12
Football ACD	Zach Stipe
ACD Email	zstipe@fsu.edu
ACD Office Phone	850-645-7683
ACD Address	PO Box 2195 Tallahassee, FL 32316
Athletic Website	Seminole.com

2014 RESULTS (6-7)

at Louisville	L	13-31
Florida A&M	W	41-7
Arkansas State	W	41-20
at Nebraska	L	31-41
Duke	W	22-10
at Georgia Tech	L	17-28
Cincinnati	W	55-34
at Virginia Tech	W	30-6
North Carolina	W	47-20
Florida State	L	26-30
at Virginia	L	13-30
Pittsburgh	L	23-35
at South Carolina	L	21-24

2015 SCHEDULE

9-5	Bethune-Cookman
9-11	at Florida Atlantic
9-19	Nebraska
10-1	at Cincinnati
10-10	at Florida State
10-17	Virginia Tech
10-24	Clemson
10-31	at Duke
10-7	Virginia
10-14	at North Carolina
10-21	Georgia Tech
10-27	at Pittsburgh

2014 RESULTS (8-5)

Georgia Southern	W	24-23
Old Dominion	W	46-34
at South Florida	W	49-17
Presbyterian	W	42-0
Florida State	L	41-56
at Clemson	L	0-41
Boston College	L	14-30
at Louisville	L	18-30
at Syracuse	W	24-17
Georgia Tech	L	23-56
Wake Forest	W	42-13
at North Carolina	W	35-7
Central Florida	W	34-27

2015 SCHEDULE

9-5	Troy
9-12	Eastern Kentucky
9-19	at Old Dominion
9-26	at South Alabama
10-3	Louisville
10-9	at Virginia Tech
10-24	at Wake Forest
10-31	Clemson
11-7	at Boston College
11-14	at Florida State
11-21	Syracuse
11-28	North Carolina

2014 RESULTS (13-1)

Oklahoma State	W	37-31
The Citadel	W	37-12
Clemson	W ^(OT)	23-17
at NC State	W	56-41
Wake Forest	W	43-3
at Syracuse	W	38-20
Notre Dame	W	31-27
at Louisville	W	42-31
Virginia	W	34-20
at Miami	W	30-26
Boston College	W	20-17
Florida	W	24-19
Georgia Tech	W	37-25
Oregon	L	20-59

2015 SCHEDULE

9-5	Texas State
9-12	South Florida
9-18	at Boston College
10-3	at Wake Forest
10-10	Miami
10-17	Louisville
10-24	at Georgia Tech
10-31	Syracuse
11-7	at Clemson
11-14	NC State
11-21	Chattanooga
11-28	at Florida

GAME 10 • SYRACUSE

NOVEMBER 14 • SYRACUSE, N.Y.

Location	Syracuse, N.Y.
Enrollment	21,492
Chancellor	Kent Syverud
Athletic Director	Peter Sala
Nickname	Orange
Colors	Orange
Conference	Atlantic Coast
Home Field (Capacity)	Carrier Dome (49,262)
Head Coach	Scott Shafer (Baldwin-Wallace '90)
Record at Syracuse	10-15 (2 seasons)
Career Record	10-15 (2 seasons)
Weekly Press Conference	Thursday, 10 a.m. ET
Offensive Coordinator	Tim Lester
Defensive Coordinator	Chuck Bullough
Lettermen Returning/Lost	47/30
Starters Returning/Lost	11/13
Football ACD	Sue Edson
ACD Email	sedson@syr.edu
ACD Office Phone	315-443-2608
ACD Address	1301 East Colvin St. Syracuse, NY 13244
Athletic Website	Cuse.com

2014 RESULTS (3-9)

Villanova	W ^(OT)	27-26
at Central Michigan	W	40-3
Maryland	L	20-34
Notre Dame	L	15-31
Louisville	L	6-28
Florida State	L	20-38
at Wake Forest	W	30-7
at Clemson	L	6-16
NC State	L	17-24
Duke	L	10-27
at Pittsburgh	L	7-30
at Boston College	L	7-28

2015 SCHEDULE

9-4	Rhode Island
9-12	Wake Forest
9-19	Central Michigan
9-26	LSU
10-10	at USF
10-17	at Virginia
10-24	Pittsburgh
10-31	at Florida State
11-7	at Louisville
11-14	Clemson
11-21	at NC State
11-28	Boston College

GAME 11 • WAKE FOREST

NOVEMBER 21 • CLEMSON, S.C.

Location	Winston-Salem, N.C.
Enrollment	7,591
President	Nathan Hatch
Athletic Director	Ron Wellman
Nickname	Demon Deacons
Colors	Old Gold & Black
Conference	Atlantic Coast
Home Field (Capacity)	BB&T Field (31,500)
Head Coach	Dave Clawson (Williams '88)
Record at Wake Forest	3-9 (1 season)
Career Record	93-88 (15 seasons)
Weekly Press Conference	Tuesday, 11 a.m. ET
Offensive Coordinator	Warren Ruggiero
Defensive Coordinator	Mike Elko
Lettermen Returning/Lost	37/19
Starters Returning/Lost	16/9
Football ACD	Steve Shutt
ACD Email	shuttsj@wfu.edu
ACD Office Phone	336-758-5640
ACD Address	519 Deacon Blvd Winston-Salem, NC 27105
Athletic Website	WakeForestSports.com

2014 RESULTS (3-9)

at ULM	L	10-17
Gardner-Webb	W	23-7
at Utah State	L	36-24
Army	W	24-21
at Louisville	L	20-10
at Florida State	L	43-3
Syracuse	L	30-7
Boston College	L	23-17
Clemson	L	34-20
at NC State	L	42-13
Virginia Tech	W ^(2OT)	6-3
at Duke	L	41-21

2015 SCHEDULE

9-3	Elon
9-12	at Syracuse
9-19	at Army
9-26	Indiana
10-3	Florida State
10-10	at Boston College
10-17	at North Carolina
10-24	NC State
10-30	Louisville
11-14	at Notre Dame
11-21	Clemson
11-28	Duke

GAME 12 • SOUTH CAROLINA

NOVEMBER 28 • COLUMBIA, S.C.

Location	Columbia, S.C.
Enrollment	31,980
President	Harris Pastides
Athletic Director	Ray Tanner
Nickname	Gamecocks
Colors	Garnett & Black
Conference	Southeastern
Home Field (Capacity)	Williams-Brice Stadium (80,250)
Head Coach	Steve Spurrier (Florida '66)
Record at South Carolina	84-45 (11 seasons)
Career Record	226-85 (25 seasons)
Weekly Press Conference	Tuesday, 12 p.m. ET
Offensive Coordinators	Shawn Elliott, Steve Spurrier Jr.
Defensive Coordinators	Lorenzo Ward, Jon Hoke
Lettermen Returning/Lost	43/26
Starters Returning/Lost	13/11
Football ACD	Steve Fink
ACD Email	finksc@mailbox.sc.edu
ACD Office Phone	803-777-5204
ACD Address	1304 Heyward Street Columbia, SC 29208
Athletic Website	GamecocksOnline.com

2014 RESULTS (7-6)

Texas A&M	L	28-52
East Carolina	W	33-23
Georgia	W	38-35
at Vanderbilt	W	48-34
Missouri	L	20-21
at Kentucky	L	38-45
Furman	W	41-10
at Auburn	L	35-42
Tennessee	L ^(OT)	42-45
at Florida	W ^(OT)	23-20
South Alabama	W	37-12
at Clemson	L	17-35
Miami	W	24-21

2015 SCHEDULE

9-3	North Carolina
9-12	Kentucky
9-19	at Georgia
9-26	Central Florida
10-3	at Missouri
10-10	Louisiana State
10-17	Vanderbilt
10-31	at Texas A&M
11-7	at Tennessee
11-14	Florida
11-21	The Citadel
11-28	Clemson

AGAINST ALL COMPETITION

Team	Home	Away	Neutral	Total
Alabama	0-2	0-7	3-3	3-12
Appalachian State	4-0			4-0
Army		0-1		0-1
Auburn	6-10-1	4-20	3-4-1	13-34-2
Ball State	3-0			3-0
Baylor			0-1	0-1
Bingham	1-0			1-0
Boston College	5-3-1	7-6-1	1-0	13-9-2
California			0-1	0-1
Camp Hancock	0-1			0-1
Camp Sevier	1-0			1-0
Central Florida	1-0			1-0
Central Michigan	1-0			1-0
Centre	0-1	0-2		0-3
Charlotte "Y"		1-0		1-0
Chattanooga	1-0			1-0
Citadel, The	13-1	13-1	5-3-1	31-5-1
Coastal Carolina	1-0			1-0
Colorado			1-1	1-1
Cumberland			0-0-1	0-0-1
Davidson	6-1-1	2-0-3	3-4	11-5-4
Duke	19-4-1	15-12	2-0	36-16-1
Duquesne	3-0	1-0		4-0
East Tennessee State	1-0			1-0
Elon	1-0			1-0
Erskine	7-1			7-1
Florida	0-2	1-4-1	2-3	3-9-1
Florida Atlantic	1-0			1-0
Florida State	5-8	3-12		8-20
Fordham		0-0-1		0-0-1
Furman	24-2	18-8-4		42-10-4
George Washington	0-1	2-0-1	1-0	3-1-1
Georgia	10-9-2	7-27-1	1-6-1	18-42-4
Georgia Pre-Flight			0-1	0-1

Georgia State	1-0			1-0
Georgia Tech	12-6	13-44-2	2-1	27-51-2
Gordon Military	4-0			4-0
Guilford	1-0			1-0
Illinois			1-0	1-0
Jacksonville N.A.S.		0-1		0-1
Kentucky	1-1	2-6	2-1	5-8
Long Beach State	1-0			1-0
Louisiana-Monroe	1-0			1-0
Louisiana State			1-2	1-2
Louisiana Tech	2-0		1-0	3-0
Louisville	1-0			1-0
Marshall	0-1			0-1
Maryland	18-13	16-13-2		34-26-2
Maryville	1-0			1-0
Mercer	0-1	2-0	2-2	4-3
Miami (Fla.)	0-2	3-3	0-1	3-6
Middle Tennessee	2-0			2-0
Minnesota			0-1	0-1
Mississippi		0-1	0-1	0-2
Mississippi State	0-0-1	1-0	0-1	1-1-1
Missouri	1-0	1-1	1-0	3-1
Navy		1-0		1-0
Nebraska			1-1	1-1
Nevada-Las Vegas	1-0			1-0
Newberry	6-0			6-0
North Carolina	19-7	15-11-1	2-1	36-19-1
North Carolina State	24-11	19-16	11-1-1	54-28-1
North Texas	1-0			1-0
Notre Dame	0-1	1-0		1-1
Oglethorpe	0-1			0-1
Ohio State			2-0	2-0
Oklahoma		0-2	2-0	2-2
Pacific		0-1		0-1
Penn State			1-0	1-0

Pensacola N.A.S.	1-0			1-0
Pittsburgh			0-1	0-1
Port Royal	1-0			1-0
Presbyterian College	32-3-4	1-0		33-3-4
Rhodes		1-0-1		1-0-1
Rice	1-0	3-3		4-3
Riverside	1-0			1-0
Samford	1-0	2-0		3-0
Sewanee			0-1	0-1
South Carolina	17-10-1	49-32-3		66-42-4
South Carolina State	3-0			2-0
South Florida			0-1	0-1
Southern California		0-1		0-1
Stanford			1-0	1-0
Syracuse	1-0	1-0	0-1	2-1
Temple	2-0		1-0	3-0
Tennessee	2-2-1	3-9-1	1-0	6-11-2
Texas A&M	1-1	0-2		1-3
Texas Christian	1-1	0-1	1-0	2-2
Texas Tech			0-1	0-1
Texas-El Paso	1-0			1-0
Troy	1-0			1-0
Tulane	1-1	3-5		4-6
Utah State	1-0			1-0
Vanderbilt		1-3		1-3
Villanova	1-1			1-1
Virginia	20-3-1	17-5	1-0	38-8-1
Virginia Military	1-0		4-5-2	5-5-2
Virginia Tech	9-6-1	8-4	3-2	20-12-1
Wake Forest	36-7	23-10-1	3-0	62-17-1
West Virginia			1-1	1-1
Western Carolina	5-0			5-0
Wofford	7-0	4-3		11-3
Totals	358-125-15	264-277-23	67-53-7	689-455-45

Note: **Bold** denotes 2015 opponent.

AGAINST ALL FBS CONFERENCES

AMERICAN ATHLETIC CONFERENCE

Team	G	W	L	T	CU Pts	Opp. Pts
Central Florida	1	1	0	0	21	13
Navy	1	1	0	0	15	7
South Florida	1	0	1	0	26	31
Temple	3	3	0	0	137	23
Tulane	10	4	6	0	146	175
Totals	16	9	7	0	345	249

ATLANTIC COAST CONFERENCE

Team	G	W	L	T	CU Pts	Opp. Pts
Boston College	24	13	9	2	525	422
Duke	53	36	16	1	1319	836
Florida State	28	8	20	0	563	897
Georgia Tech	80	27	51	2	1374	1679
Louisville	1	1	0	0	23	17
Miami (Fla.)	9	3	6	0	143	215
North Carolina	56	36	19	1	1199	977
North Carolina State	83	54	28	1	1585	1244
Pittsburgh	1	0	1	0	3	34
Syracuse	3	2	1	0	65	61
Virginia	47	38	8	1	1241	682
Virginia Tech	33	20	12	1	597	475
Wake Forest	80	62	17	1	2008	1086
Totals	498	300	188	10	10,645	8625

BIG TEN CONFERENCE

Team	G	W	L	T	CU Pts	Opp. Pts
Illinois	1	1	0	0	30	0
Maryland	62	34	26	2	1300	1126
Minnesota	1	0	1	0	13	20
Nebraska	2	1	1	0	43	41
Ohio State	2	2	0	0	57	50
Penn State	1	1	0	0	35	10
Totals	69	39	28	2	1478	1247

BIG 12 CONFERENCE

Team	G	W	L	T	CU Pts	Opp. Pts
Baylor	1	0	1	0	18	24
Oklahoma	3	1	2	0	30	89
Texas Christian	4	2	2	0	46	35
Texas Tech	1	0	1	0	15	55
West Virginia	2	1	1	0	60	77
Totals	11	4	7	0	169	280

CONFERENCE USA

Team	G	W	L	T	CU Pts	Opp. Pts
Florida Atlantic	1	1	0	0	54	6
Louisiana Tech	3	3	0	0	133	37
Marshall	1	0	1	0	10	13
Middle Tennessee	2	2	0	0	74	28
North Texas	1	1	0	0	35	10
Rice	7	4	3	0	102	107
Texas-El Paso	1	1	0	0	39	7
Totals	16	12	4	0	447	208

MID-AMERICAN CONFERENCE

Team	G	W	L	T	CU Pts	Opp. Pts
Ball State	3	3	0	0	106	44
Central Michigan	1	1	0	0	70	14
Totals	4	4	0	0	176	58

MOUNTAIN WEST CONFERENCE

Team	G	W	L	T	CU Pts	Opp. Pts
Nevada-Las Vegas	1	1	0	0	24	14
Utah State	1	1	0	0	35	6
Totals	2	2	0	0	59	20

PACIFIC-12 CONFERENCE

Team	G	W	L	T	CU Pts	Opp. Pts
California	1	0	1	0	13	37
Colorado	2	1	1	0	40	37
Southern California	1	0	1	0	0	30
Stanford	1	1	0	0	27	21
Totals	5	2	3	0	80	125

SOUTHEASTERN CONFERENCE

Team	G	W	L	T	CU Pts	Opp. Pts
Alabama	15	3	12	0	132	390
Auburn	49	13	34	2	501	981
Florida	13	3	9	1	161	313
Georgia	64	18	42	4	769	1234
Kentucky	13	5	8	0	163	206
Louisiana State	3	1	2	0	32	41
Mississippi	2	0	2	0	7	39
Mississippi State	3	1	1	1	35	31
Missouri	4	3	1	0	144	70
South Carolina	112	66	42	4	2181	1565
Tennessee	19	6	11	2	154	269
Texas A&M	4	1	3	0	46	105
Vanderbilt	4	1	3	0	32	111
Totals	305	120	169	14	4357	5355

SUN BELT CONFERENCE

Team	G	W	L	T	CU Pts	Opp. Pts
Appalachian State	4	4	0	0	145	19
Georgia State	1	1	0	0	28	0
Louisiana-Monroe	1	1	0	0	49	26
Troy	1	1	0	0	43	19
Totals	7	7	0	0	265	64

INDEPENDENT FBS PROGRAMS

Team	G	W	L	T	CU Pts	Opp. Pts
Army	1	0	1	0	6	21
Notre Dame	2	1	1	0	33	31
Totals	3	1	2	0	39	52

Note: **Bold** denotes 2015 opponent.



HISTORY & RECORDS



STEVE FULLER

THE CLEMSON RING OF HONOR INDUCTEE AND
THIRD-TEAM ALL-AMERICAN LED THE 1978 TIGERS
TO AN 11-1 OVERALL RECORD AS A SENIOR.

INDIVIDUAL RECORDS

RUSHING

CARRIES

Game: 36, Jim Shirley vs. NC State, 10-6-1951; Ray Yaeger vs. Wake Forest, 10-18-1969; Raymond Priester vs. Maryland, 10-25-1997
Season: 257, Raymond Priester, 1996
Career: 805, Raymond Priester, 1994-97

CONSECUTIVE CARRIES

Game: 12, Raymond Priester vs. Maryland, 10-25-1997

RUSHING YARDS

Half: 215, Don King vs. Fordham, 11-8-1952
Game: 263, Raymond Priester vs. Duke, 11-11-1995
Season: 1,345, Raymond Priester, 1996
Career: 3,966, Raymond Priester, 1994-97

RUSHING YARDS PER GAME

Season: 112.1, Raymond Priester, 1996 (1,345 in 12 games)
Career: 89.6, Terry Allen, 1987-89 (2,778 in 31 games)

YARDS PER CARRY

Game: (Min. 5 Carries) 30.4, Ken Moore (5-152) vs. The Citadel, 11-27-1954
Season: (Min. 200 Yards) 9.9, Derrick Hamilton, 2002 (21-208) (Min. 300 Yards) 7.4, Billy Hair, 1950 (71-525) (Min. 600 Yards) 7.3, C.J. Spiller, 2006 (129-938)
Career: (Min. 1,000 Yards) 5.9 by Jackie Calvert, 1948-50 (194-1149) (Min. 2,000 Yards) 5.9 by C.J. Spiller, 2006-09 (606-3547)

100-YARD GAMES

Season: 7, Kenny Flowers, 1985; Raymond Priester, 1996
Career: 15, Raymond Priester, 1994-97

CONSECUTIVE 100-YARD GAMES

Season: 5, Kenny Flowers, 1985
Career: 5, Raymond Priester (last four games of 1996, first game of 1997); Kenny Flowers, 1985
By a QB: 4, Woodrow Dantzler, 2000

100-YARD GAMES VS. ONE OPPONENT


Career: 3, Kenny Flowers vs. Duke, 1983-85

200-YARD GAMES

Season: 2, Terrence Flagler, 1986
Career: 2, Terrence Flagler, 1982-86; Ray Yaeger, 1967-69; Raymond Priester, 1994-97; Andre Ellington, 2009-12

RUSHING YARDS IN A SERIES IN A SEASON

2 Games: 387, Terrence Flagler, 1986
3 Games: 520, Woodrow Dantzler, 2000
4 Games: 623, Woodrow Dantzler, 2000
5 Games: 744, Terrence Flagler, 1986
6 Games: 858, Terrence Flagler, 1986



RAYMOND PRIESTER (1994-97) HOLDS CLEMSON'S CAREER RECORDS FOR BOTH CARRIES AND RUSHING YARDS.

RUSHING YARDS BY A FRESHMAN

Game: 234, Don King vs. Fordham, 11-8-1952
Season: 973, Terry Allen, 1987

RUSHING YARDS BY A QUARTERBACK

Game: 220, Woodrow Dantzler vs. Virginia, 9-23-2000
Season: 1,061, Woodrow Dantzler, 2001
Career: 2,761, Woodrow Dantzler, 1998-01

RUSHING YARDS BY TWO PLAYERS

Game: 358, Raymond Priester (263) & Nealon Greene (95) vs. Duke, 11-11-1995
Season: 2,125, James Davis (1,187) & C.J. Spiller (938), 2006
Career: 5,819, Travis Zachery (3,058) & Woodrow Dantzler (2,761), 1998-01

* - two players in the same senior class

RUSHING TOUCHDOWNS

Game: 5, Stumpy Banks vs. Furman, 10-13-1917; Maxcey Welch vs. Newberry, 10-17-1930
Season: 17, Lester Brown, 1978; James Davis, 2006
Career: 47, James Davis, 2005-08

PASSING

PASSING ATTEMPTS

Half: 46, Rodney Williams vs. NC State (2nd), 10-24-1987
Game: 66, Cullen Harper vs. Virginia Tech, 10-6-2007
Season: 499, Tajh Boyd, 2011
Career: 1,402, Tajh Boyd, 2010-13

PASSING ATTEMPTS PER GAME

Season: 35.8, Charlie Whitehurst, 2003 (465 in 13 games)
Career: 31.1, Charlie Whitehurst, 2002-05 (1,368 in 44 games)

COMPLETIONS

Game: 38, Cullen Harper vs. Virginia Tech, 10-6-2007
Consecutive Games: 58, Cullen Harper vs. Virginia Tech, Central Michigan, 2007
Three Consecutive Games: 81, Cullen Harper vs. Wake Forest, Boston College, South Carolina, 2007
Consecutive Games With 20: 6, Charlie Whitehurst, 2003
Season: 298, Tajh Boyd, 2011
Career: 901, Tajh Boyd, 2010-13

COMPLETIONS PER GAME

Season: 22.2, Charlie Whitehurst, 2003 (288 in 13 games)
Career: 19.2, Tajh Boyd, 2010-13 (901 in 47 games)

CONSECUTIVE COMPLETIONS

Game: 15, Cullen Harper vs. Central Michigan, 10-20-2007 (last 15)
Season: 17, Nealon Greene, 1997 (last 13 vs. Virginia, first 4 vs. Maryland)

CONSECUTIVE GAMES COMPLETING A PASS

Season: 14, Kyle Parker, 2009; Tajh Boyd, 2011
Career: 46, Rodney Williams, 1985-88

COMPLETION PERCENTAGE

Game: (Min. 9 Att.) 100.0, Steve Fuller vs. The Citadel, 9-16-1978 (9-9)
 (Min. 15 Att.) 95.0, Cole Stoudt vs. SC State, 9-7-2013 (19-20)
 (Min. 20 Att.) 95.0, Cole Stoudt vs. SC State, 9-7-2013 (19-20)
Season: (Min. 100 Att.) 68.5, Tajh Boyd, 2013 (283-413)
Career: (Min. 200 Att.) 65.8, Cole Stoudt, 2011-14 (277-421)

PASSING YARDS

Game: 455, Tajh Boyd vs. Syracuse, 10-5-2013
Season: 3,896, Tajh Boyd, 2012
Career: 11,904, Tajh Boyd, 2010-13

PASSING YARDS PER GAME

Season: 299.7, Tajh Boyd, 2012
Career: 253.3, Tajh Boyd, 2010-13

PASSING YARDS IN CONSECUTIVE GAMES

2 Games: 789, Tajh Boyd, 2013
3 Games: 1,100, Tajh Boyd, 2013
4 Games: 1,459, Tajh Boyd, 2012
5 Games: 1,696, Tajh Boyd, 2012
6 Games: 2,016, Tajh Boyd, 2012

YARDS PER COMPLETION

Game: (Min. 8 Comp.) 28.0, Tommy Kendrick vs. Virginia, 10-16-1971 (9-252)
 (Min. 45 Comp.) 21.3, Bobby Gage, 1947 (47-1002)
Career: (Min. 100 Comp.) 19.9, Bobby Gage, 1945-48 (123-2448)

YARDS PER PASSING ATTEMPT

Game: (Min. 8 Att.) 22.0, Bobby Gage vs. Furman, 11-8-1947 (11-245)
Season: (Min. 100 Att.) 10.70, Deshaun Watson, 2014 (137-1466)
Career: (Min. 200 Att.) 8.81, Bobby Gage, 1945-48 (278-2448)

200-YARD PASSING GAMES

Season: 13, Tajh Boyd, 2011
Career: 35, Tajh Boyd, 2010-13

300-YARD PASSING GAMES

Season: 7, Tajh Boyd, 2012,13
Career: 18, Tajh Boyd, 2010-13

PASSING TOUCHDOWNS

Half: 5, Tajh Boyd vs. Wake Forest, 10-25-2012 (1st); Tajh Boyd vs. Duke, 11-3-2012 (1st); Tajh Boyd vs. The Citadel, 11-23-2013 (1st)
Game: 6, Deshaun Watson vs. North Carolina, 9-27-2014
Season: 36, Tajh Boyd, 2012
Career: 107, Tajh Boyd, 2010-13

PASSING TOUCHDOWNS PER GAME

Season: 2.77, Tajh Boyd, 2012 (36 in 13 games)
Career: 2.28, Tajh Boyd, 2010-13 (107 in 47 games)

PASS EFFICIENCY RATING

Game: (Min. 10 Att.) 310.7, Bobby Gage vs. Furman, 11-8-1948 (9-11-245-1-2)
 (Min. 20 Att.) 261.9, Tajh Boyd vs. Syracuse, 10-5-2013 (20-27-455-2-5)
Season: (Min. 100 Att.) 188.6, Deshaun Watson, 2014
Career: (Min. 300 Att.) 155.2, Tajh Boyd, 2010-13

PASSES HAD INTERCEPTED

Game: 5, Don King vs. Auburn, 11-21-1953
Season: 20, Tommy Kendrick, 1969
Career: 46, Charlie Whitehurst, 2002-05

LOWEST INTERCEPTION PERCENTAGE

Season: (Min. 75 Att.) 1.06, Nealon Greene, 1994 (1 in 94 attempts)
Career: (Min. 100 Att.) 1.46, Deshaun Watson, 2014 (2 in 137 attempts)

CONSECUTIVE PASSES WITHOUT AN INTERCEPTION

Start of Career: 165, Cullen Harper, 2005-07
Season: 143, Cullen Harper, 2007
Career: 187, Tajh Boyd, 2012-13

WINS AS A STARTING QUARTERBACK

True Freshman: 4, Deshaun Watson, 2014
Season: 12, Homer Jordan, 1981
Career: 32, Rodney Williams, 1985-88; Tajh Boyd, 2010-13

WINNING PERCENTAGE AS A STARTING QUARTERBACK

Season: 100.0, Homer Jordan, 1981 (12-0)
Career: (Min. 15 Games) 81.3, DeChane Cameron, 1988-91 (19-4-1)

TOP-25 WINS AS A STARTING QUARTERBACK

Season: 4, Tajh Boyd, 2011
Career: 8, Tajh Boyd, 2010-13

STARTS AT QUARTERBACK

Career: 44, Rodney Williams, 1985-88

CONSECUTIVE STARTS AT QUARTERBACK

Career: 40, Tajh Boyd, 2011-13

TOTAL OFFENSE

TOTAL OFFENSE PLAYS

Game: 79, Tajh Boyd vs. Louisiana State, 12-31-2012
Season: 641, Tajh Boyd, 2011
Career: 1,907, Tajh Boyd, 2010-13 (1,402 passes, 505 rushes)

TOTAL OFFENSE YARDS

Game: 529, Tajh Boyd vs. NC State, 11-17-2012
Season: 4,410, Tajh Boyd, 2012
Career: 13,069, Tajh Boyd, 2010-13
vs. One Team/Career: 1,255, Tajh Boyd vs. Wake Forest, 2010-13

TOTAL OFFENSE YARDS PER GAME

Season: 339.2, Tajh Boyd, 2012
Career: 278.1, Tajh Boyd, 2010-13

TOTAL OFFENSE YARDS PER PLAY

Game: 12.9, Tajh Boyd vs. Syracuse, 10-5-2013 (35 plays, -5 rush, 455 pass for 450 yards)
Season: 8.3, Deshaun Watson, 2014 (200 plays, 200 rush, 1,466 pass for 1,666 yards)

INDIVIDUAL RECORDS

Career: 6.9, Jackie Calvert, 1948-50 (287 plays, 1,098 rush, 885 pass for 1,983 yards)

200-YARD TOTAL OFFENSE GAMES

Season: 13, Tajh Boyd, 2011
Career: 36, Tajh Boyd, 2010-13

300-YARD TOTAL OFFENSE GAMES

Season: 9, Tajh Boyd, 2013
Career: 22, Tajh Boyd, 2010-13

100-YARD RUSHING, 300-YARD TOTAL OFFENSE GAMES

Season: 5, Woodrow Dantzler, 2001
Career: 11, Woodrow Dantzler, 1998-01

RECEIVING

RECEPTIONS

Game: 16, Sammy Watkins vs. Ohio State, 1-3-2014
Season: 101, Sammy Watkins, 2013
Career: 240, Sammy Watkins, 2010-13

RECEPTIONS PER GAME

Season: 7.77 by Sammy Watkins, 2013 (101 in 13 games)
Career: 6.67 by Sammy Watkins, 2011-13 (240 in 36 games)

RECEIVING YARDS

Half: 177, Sammy Watkins vs. Wake Forest, 10-25-2012 (1st)
Game: 227, Sammy Watkins vs. Ohio State, 1-3-2014
Season: 1,464, Sammy Watkins, 2013
Career: 3,391, Sammy Watkins, 2011-13

RECEIVING YARDS PER GAME

Season: 112.6 by Sammy Watkins, 2013 (1,464 in 13 games)
Career: 94.2 by Sammy Watkins, 2011-13 (3,391 in 36 games)

100-YARD RECEIVING GAMES

Season: 8, Sammy Watkins, 2013
Career: 15, Sammy Watkins, 2011-13
Consecutive: 3, Charlie Waters, 1969; Tony Horne, 1997; Rod Gardner, 2000; DeAndre Hopkins 2011-12; Sammy Watkins, 2011,13

YARDS PER RECEPTION

Game: (Min. 5 rec.) 35.2, Martavis Bryant vs. Georgia Tech, 11-14-2013 (5-176)
Season: (Min. 10 rec.) 32.1, Gary Cooper, 1988 (13-417)
(Min. 20 rec.) 22.6, Glenn Smith, 1950 (22-498)
Career: (Min. 35 rec.) 22.2, Martavis Bryant, 2011-13 (61-1354)

RECEIVING TOUCHDOWNS

Quarter: 3, DeAndre Hopkins vs. Ball State, 9-8-2012 (2nd); DeAndre Hopkins vs. Duke, 11-3-2012 (1st)
Game: 3, Dreher Gaskin vs. Auburn, 11-21-1953; Tony Horne vs. Texas-El Paso, 10-4-1997; Rod Gardner vs. North Carolina, 10-21-2000; DeAndre Hopkins vs. Ball State, 9-8-2012; DeAndre Hopkins vs. Duke, 11-3-2012
Season: 18, DeAndre Hopkins, 2012
Career: 27, DeAndre Hopkins, 2010-12; Sammy Watkins, 2011-13

RECEPTIONS BY A RUNNING BACK

Game: 9, Jamie Harper vs. Florida State, 11-13-2010
Season: 45, Travis Zachery, 2001
Career: 123, C.J. Spiller, 2006-09

RECEIVING YARDS BY A RUNNING BACK

Game: 108, C.J. Spiller vs. Duke, 11-15-2008
Season: 503, C.J. Spiller, 2009
Career: 1,420, C.J. Spiller, 2006-09

RECEPTIONS BY A TIGHT END

Game: 9, John McMakin vs. Florida State, 11-7-1970; Brandon Ford vs. Louisiana State, 12-31-2012
Season: 50, Dwayne Allen, 2011
Career: 93, John McMakin, 1969-71; Dwayne Allen, 2009-11

RECEIVING YARDS BY A TIGHT END

Game: 107, John McMakin vs. Florida State, 11-7-1970
Season: 598, Dwayne Allen, 2011
Career: 1,255, John McMakin, 1969-71

RECEIVING TOUCHDOWNS BY A TIGHT END

Game: 2 by many
Season: 8, Dwayne Allen, 2011; Brandon Ford, 2012
Career: 12, John McMakin, 1969-71, Dwayne Allen, 2009-11; Brandon Ford, 2009-12

CONSECUTIVE GAMES WITH A RECEPTION

Career: 36, Jerry Butler, 1975-78; DeAndre Hopkins, 2010-12

BRADLEY PINION SET THE SCHOOL RECORD WITH 28 PUNTS INSIDE THE 20-YARD-LINE IN 2014.



INTERCEPTIONS

INTERCEPTIONS

Quarter: 3, Brian Dawkins vs. Duke, 11-11-1995
Game: 3, Kit Jackson vs. Wake Forest, 10-30-1965; Leomont Evans vs. NC State, 9-30-1995; Brian Dawkins vs. Duke, 11-11-1995; Alex Ardley vs. Maryland, 10-14-2000; Michael Hamlin vs. The Citadel, 9-6-2008
Season: 8, Robert O'Neal, 1989; Justin Miller, 2002; DeAndre McDaniel, 2009
Career: 17, Terry Kinard, 1979-82

INTERCEPTION RETURN YARDS

Game: 101, Willie Underwood vs. South Carolina, 11-22-1980
Season: 156, Don Kelley, 1970
Career: 275, Rex Varn, 1976-79

AVERAGE INTERCEPTION RETURN YARDS

Game: (Min. 2) 50.5, Willie Underwood vs. South Carolina, 11-22-1980 (2-101)
Season: (Min. 3) 52.0, Don Kelley, 1970 (3-156)
Career: (Min. 5) 27.5, Rex Varn, 1976-79 (10-275)

INTERCEPTION RETURNS FOR TOUCHDOWNS

Game: 1 by many
Season: 3, Arlington Nunn, 1990
Career: 3, Arlington Nunn, 1987-90

INTERCEPTIONS BY A LINEBACKER

Game: 2, Johnny Rembert vs. Western Carolina, 11-25-1982
Season: 6, Johnny Rembert, 1982
Career: 8, Johnny Rembert, 1981,82

PUNTING

PUNTS

Game: 13, Marion Butler vs. Wake Forest, 10-31-1942; Kevin Laird vs. Florida State, 10-17-1998
Season: 81, David Sims, 1979
Career: 224, Cole Chason, 2003-06

PUNTING AVERAGE

Game: (Min. 3 punts) 55.3, Dale Hatcher vs. Kentucky, 10-2-1982 (3-166)
Season: (Min. 25 punts) 44.5, Chris Gardocki, 1990 (58-2580)
Career: (Min. 50 punts) 43.5, Chris Gardocki, 1988-90 (151-6566)

NET PUNTING AVERAGE

Game: (Min. 4 punts) 51.0, Dawson Zimmerman vs. North Texas, 9-4-2010 (6 punts)
Season: (Min. 25 punts) 42.7, Dale Hatcher, 1984 (54 punts)
Career: (Min. 50 punts) 40.7, Dale Hatcher, 1981-84 (191 punts)

PUNTS OF 50+ YARDS

Game: 6, Banks McFadden vs. Tulane, 9-30-1939 (12 punts)
Season: 22, Banks McFadden, 1939 (65 punts)
Career: 44, Dale Hatcher, 1981-84 (191 punts)

PUNTS INSIDE THE 20

Game: 7, Kevin Laird vs. Louisiana State, 12-28-1996
Season: 28, Bradley Pinion, 2014
Career: 69, Dale Hatcher, 1981-84

PUNTING YARDS

Game: 546, Kevin Laird vs. Virginia Tech, 9-12-1998
Season: 3,468, David Sims, 1979
Career: 8,816, Kevin Laird, 1995-98

PUNT RETURNS

PUNT RETURNS

Game: 10, Shad Bryant vs. Furman, 11-25-1939
Season: 35, Derrick Hamilton, 2002
Career: 88, Marion Butler, 1941-43,45

PUNT RETURN YARDS

Game: 167*, Don Kelley vs. Maryland, 10-31-1970 (4 returns)
Season: 487, Shad Bryant, 1938 (27 returns)
Career: 779, Shad Bryant, 1937-39

PUNT RETURN AVERAGE

Game: (Min. 2 Ret.) 51.0, Richie Luzzi vs. Georgia, 9-28-1968 (2-102)
(Min. 4 Ret.) 41.8*, Don Kelley vs. Maryland, 10-31-1970 (4-167)
Season: (Min. 10 Att) 16.9, Bobby Gage, 1948 (12-203)
Career: (Min. 20 Att.) 17.5, Streak Lawton, 1934-36 (26-456)

RETURN YARDS (PR & IR)

Game: 223*, Don Kelley vs. Maryland, 10-31-1970
Season: 545, Don Kelley, 1970
Career: 820, Shad Bryant, 1937-39 (779 PR, 41 IR)

TAKEAWAY RETURN YARDS (FR & IR)

Game: 101, Willie Underwood vs. South Carolina, 11-22-1980
Season: 160, Antwan Edwards, 1998 (104 FR, 56 IR)
Career: 299, Antwan Edwards, 1995-98 (104 FR, 195 IR)

PUNT RETURNS FOR TOUCHDOWN

Game: 1 by many
Season: 2, Shad Bryant, 1938; Don Kelley, 1970; Donnell Woolford, 1987
Career: 2, Shad Bryant, 1937-39; Don Kelley, 1969-71; Donnell Woolford, 1985-88; Justin Miller, 2002-04; Jacoby Ford, 2006-09

BLOCKED KICKS (PUNTS & PLACEKICKS)

Game: 2, Wingo Avery vs. The Citadel, 11-27-1954; Mitch Belton vs. Maryland, 9-23-1989; Rahim Abdullah vs. Auburn, 1-2-1998
Season: 3, Mitch Belton, 1989; Leomont Evans, 1995
Career: 4, Jarvis Jenkins, 2007-10

BLOCKED PUNTS

Quarter: 2, Mitch Belton vs. Maryland (2nd), 9-23-1989
Game: 2, Wingo Avery vs. The Citadel, 11-27-1954; Mitch Belton vs. Maryland, 9-23-1989; Rahim Abdullah vs. Auburn, 1-2-1998
Season: 3, Mitch Belton, 1989
Career: 3, Mitch Belton, 1989,90

BLOCKED PLACEKICKS

Game: 1 by many
Season: 2, Terrance Dixon, 1992; Jarvis Jenkins, 2010
Career: 4, Jarvis Jenkins, 2007-10

KICKOFF RETURNS

KICKOFF RETURNS

Game: 7, John Shields vs. Alabama, 1969; Sammy Watkins vs. West Virginia, 2011
Season: 33, Sammy Watkins, 2011
Career: 74, C.J. Spiller, 2006-09

INDIVIDUAL RECORDS

KICKOFF RETURN YARDS

Game: 282, Justin Miller vs. Florida State, 2004 (6 returns)
Season: 826, Sammy Watkins, 2011
Career: 2,052, C.J. Spiller, 2006-09 (74 returns)

KICKOFF RETURNS FOR TOUCHDOWN

Game: 2, Justin Miller vs. Florida State, 2004
Consecutive Games: 2*, C.J. Spiller vs. Duke, Wake Forest, 2007
Season: 4*, C.J. Spiller, 2009
Career: 7^, C.J. Spiller, 2006-09

KICKOFF RETURN AVERAGE

Game: (Min. 2 ret.) 71.5, Derrick Hamilton vs. Maryland, 10-11-2001 (2-153)
Season: (Min 10 ret.) 35.1, Justin Miller, 2002 (13-456)
Career: (Min. 20 ret.) 30.7*, Justin Miller, 2002-04 (50-1534)

SCORING

POINTS

Game: 33, Maxcey Welch vs. Newberry, 1930
Season: 128, C.J. Spiller, 2009
Career: 404, Chandler Catanzaro, 2010-13

POINTS PER GAME

Season: 10.2, Fred Cone, 1950 (92 in 9 games)
Career: 7.7, Mark Buchholz, 2007,08 (199 in 26 games)

TOUCHDOWNS

Game: 5, Stumpy Banks vs. Furman, 10-13-1917 (all rushing), Maxcey Welch vs. Newberry, 10-17-1930 (all rushing)
Season: 21, C.J. Spiller, 2009 (12 rushing, 4 receiving, 1 PR, 4 KOR)
Career: 51, C.J. Spiller, 2006-09 (32 rushing, 11 receiving, 1 PR, 7 KOR)

TOUCHDOWNS (RUN & PASS)

Game: 8*, Tajh Boyd vs. NC State, 11-17-2012
Season: 46, Tajh Boyd, 2012
Career: 133, Tajh Boyd, 2010-13

TOUCHDOWNS OF 50+ YARDS

Season: 9, C.J. Spiller, 2009 (1 run, 3 reception, 1 PR, 4 KOR)
Career: 21, C.J. Spiller, 2006-09 (6 run, 7 reception, 1 PR, 7 KOR)

TOUCHDOWNS OF 80+ YARDS

Season: 4, C.J. Spiller, 2009
Career: 11, C.J. Spiller, 2006-09

DIFFERENT WAYS ACCOUNTING FOR A TOUCHDOWN

Season: 5, C.J. Spiller, 2009 (run, pass, reception, PR, KOR)
Career: 5, C.J. Spiller, 2006-09 (run, pass, reception, PR, KOR); Jacoby Ford, 2006-09 (run, pass, reception, PR, KOR)

CONSECUTIVE GAMES WITH A TOUCHDOWN

Season: 14, C.J. Spiller, 2009
Career: 14, C.J. Spiller, 2009

TOUCHDOWN RETURNS

Game: 2, Walt Laraway vs. The Citadel, 11-27-1954 (1 IR, 1 BPR); Justin Miller vs. Florida State, 9-25-2004 (2 KOR); Kourtnei Brown vs. North Carolina, 10-22-2012 (1 IR, 1 FR)
Season: 5, C.J. Spiller, 2009 (1 PR, 4 KOR)
Career: 8, C.J. Spiller, 2006-09 (1 PR, 7 KOR)

SCORING LATERAL

Game: 65, Don Willis to Shad Bryant vs. George Washington, 11-5-1938

FUMBLE RETURN YARDS

Scoring: 93, Antwan Edwards vs. Virginia, 9-19-1998
Non-Scoring: 83, Tim Childers vs. Western Carolina, 1982

EXTRA POINTS MADE

Game: 11, W.C. Forsythe vs. Bingham, 10-20-1898
Season: 60, Chandler Catanzaro, 2013
Career: 203, Chandler Catanzaro, 2010-13

EXTRA POINTS ATTEMPTED

Game: 11, W.C. Forsythe vs. Bingham, 10-20-1898
Season: 61, Chander Catanzaro, 2013
Career: 207, Chandler Catanzaro, 2010-13

EXTRA POINTS MADE WITHOUT A MISS

Season: 48, Mark Buchholz, 2007
Career: 88, Mark Buchholz, 2007,08

CONSECUTIVE EXTRA POINTS MADE

Career: 88, Mark Buchholz, 2007,08

FIELD GOALS MADE

Game: 6, Jad Dean vs. Texas A&M, 9-3-2005; Richard Jackson vs. Boston College, 9-19-2009
Season: 24, Jad Dean, 2005
Career: 72*, Nelson Welch, 1991-94

FIELD GOALS ATTEMPTED

Game: 6, Chris Gardocki vs. Georgia Tech, 10-13-1990; Nelson Welch vs. NC State, 10-26-1991; Nelson Welch vs. Maryland, 11-14-1992; Jad Dean vs. Texas A&M, 9-3-2005; Mark Buchholz vs. NC State, 9-22-2007; Richard Jackson vs. Boston College, 9-19-2009
Season: 36, Mark Buchholz, 2007
Career: 102*, Nelson Welch, 1991-94

FIELD-GOAL PERCENTAGE

Game: 100.0, Jad Dean vs. Texas A&M, 9-3-2005 (6-6); Richard Jackson vs. Boston College, 9-19-2009 (6-6)
Season: 94.7, Chandler Catanzaro, 2012 (18-19)
Career: (Min. 20 att.) 82.9, Bob Paulling, 1979,81-83 (34-41)

KICK-SCORING POINTS

Game: 19, Jad Dean vs. Texas A&M, 2005; Richard Jackson vs. Boston College, 2009
Season: 118, Chandler Catanzaro, 2011
Career: 404, Chandler Catanzaro, 2010-13

MULTIPLE FIELD-GOAL GAMES

Season: 8, Obed Ariri, 1980; Chris Gardocki, 1989; Jad Dean, 2005; Ammon Lakip, 2014
Career: 25, Nelson Welch, 1991-94

CONSECUTIVE FIELD GOALS MADE

Career: 20, Chandler Catanzaro, 2011-12

CONSECUTIVE GAMES MAKING A FIELD GOAL

Career: 15, Obed Ariri, 1979,80; Chris Gardocki, 1988,89

YARDS ON FIELD GOALS

Game: 217, Richard Jackson vs. Boston College, 9-19-2009
Season: 769, Chris Gardocki, 1990
Career: 2,370, Nelson Welch, 1991-94

AVERAGE MADE FIELD GOAL

Game: (Min. 3 made) 48.7, Mark Buchholz vs. Wake Forest, 11-10-2007 (48, 52, 46)
Season: (Min. 10 made) 38.3, Donald Igwebuike, 1984 (16-612)
Career: (Min. 20 made) 38.6, Donald Igwebuike, 1981-84 (32-1237)

FIELD GOALS OF 40+ YARDS

Game: 3, Bob Paulling vs. North Carolina, 11-6-1982; Nelson Welch vs. NC State, 10-29-1991; Mark Buchholz vs. Wake Forest, 11-10-2007; Chandler Catanzaro vs. Troy, 9-3-2011
Season: 10, Chris Gardocki, 1989
Career: 24, Chandler Catanzaro, 2010-13

FIELD GOALS OF 50+ YARDS

Game: 1 by many
Season: 3, Richard Jackson, 2009
Career: 5, Chris Gardocki, 1988-90; Donald Igwebuike, 1981-84

AVERAGE FIELD-GOAL ATTEMPT

Game: (Min. 3) 53.3 by Obed Ariri vs. Pittsburgh, 12-30-1977 (3-160)
Season: (Min. 10 att.) 45.4 by Obed Ariri, 1977 (20-908)
Career: (Min. 30 Att.) 41.7 by Donald Igwebuike, 1981-84 (43-1792)

PERCENTAGE OF FIELD GOALS MADE OF 40+ YARDS

Game: (Min. 3 Made) 100.0 by Bob Paulling vs. North Carolina, 11-6-1982 (3-3); by Mark Buchholz vs. Wake Forest, 11-10-2007 (3-3); Chandler Catanzaro vs. Troy, 9-3-2011
Season: (Min. 8 Made) 100.0 by Donald Igwebuike, 1984 (8-8)
(Min. 10 Made) 81.8 by Nelson Welch, 1992 (9-11)
Career: (Min. 10 Made) 77.1 by Chandler Catanzaro, 2010-13 (24-31)

MISCELLANEOUS

ALL-PURPOSE YARDS

Game: 345, Sammy Watkins vs. Maryland, 2011 (33 rush, 105 receiving, 207 KOR)
Season: 2,680, C.J. Spiller, 2009 (1,212 rush, 503 receiving, 210 PR, 755 KOR)
Career: 7,588*, C.J. Spiller, 2006-09

ALL-PURPOSE YARDS PER GAME

Season: 191.4, C.J. Spiller, 2009 (2,680 in 14 games)
Career: 145.9*, C.J. Spiller, 2006-09 (7,588 in 52 games)

200-YARD ALL-PURPOSE GAMES

Season: 6, C.J. Spiller, 2009
Career: 8, C.J. Spiller, 2006-09

300-YARD ALL-PURPOSE GAMES

Season: 3, C.J. Spiller, 2009
Career: 3, C.J. Spiller, 2006-09

SNAPS BY AN OFFENSIVE LINEMAN

Season: 1,044, Dalton Freeman, 2011
Career: 3,361, Dalton Freeman, 2009-12

SNAPS BY A QUARTERBACK

Season: 997, Tajh Boyd, 2011
Career: 2,963, Tajh Boyd, 2010-13

SNAPS BY A RUNNING BACK

Season: 754, Andre Ellington, 2011
Career: 2,329, Raymond Priester, 1994-97

SNAPS BY A WIDE RECEIVER

Season: 798, Rod Gardner, 1999
Career: 2,408, Aaron Kelly, 2005-08

SNAPS BY A DEFENSIVE LINEMAN

Season: 767, Malliciah Goodman, 2011
Career: 2,101, Khaleed Vaughn, 2000-03

SNAPS BY A LINEBACKER

Season: 864, Keith Adams, 1999
Career: 2,353, Chad Carson, 1998-01

SNAPS BY A DEFENSIVE BACK

Season: 993, Coty Sensabaugh, 2011
Career: 2,760, Robert Carswell, 1997-00

* - ACC record; ^ - NCAA record



C.J. SPILLER SET THE CLEMSON RECORD FOR CAREER KICKOFF RETURN YARDS WITH 2,052 FROM 2006-09.

RECORDS BY CLASS

RUSHING YARDS

FY Freshman:	941 by Ronald Williams (1990)
Freshman:	973 by Terry Allen (1987)
Sophomore:	1322 by Raymond Priestler (1995)
Junior:	1345 by Raymond Priestler (1996)
Senior:	1258 by Terrence Flagler (1986)

RUSHING YARDS PER GAME

FY Freshman:	85.6 by Ronald Williams (1990)
Freshman:	88.5 by Terry Allen (1987)
Sophomore:	110.2 by Raymond Priestler (1995)
Junior:	112.1 by Raymond Priestler (1996)
Senior:	106.4 by Cliff Austin (1982)

Note: Minimum 75 percent of games played.

YARDS PER CARRY

FY Freshman:	7.27 by C.J. Spiller (2006)
Freshman:	7.27 by C.J. Spiller (2006)
Sophomore:	7.39 by Billy Hair (1950)
Junior:	6.17 by Ray Mathews (1949)
Senior:	6.55 by Terrence Flagler (1986)

Note: Minimum 70 carries.

PASSING YARDS

FY Freshman:	1466 by Deshaun Watson (2014)
Freshman:	2526 by Kyle Parker (2009)
Sophomore:	3828 by Tajh Boyd (2011)
Junior:	3896 by Tajh Boyd (2012)
Senior:	3851 by Tajh Boyd (2013)

PASSING EFFICIENCY

FY Freshman:	188.6 by Deshaun Watson (2014)
Freshman:	188.6 by Deshaun Watson (2014)
Sophomore:	154.6 by Harvey White (1957)
Junior:	165.6 by Tajh Boyd (2012)
Senior:	168.7 by Tajh Boyd (2013)

Note: Minimum 70 passing attempts.

COMPLETION PERCENTAGE

FY Freshman:	67.9 by Deshaun Watson (2014)
Freshman:	67.9 by Deshaun Watson (2014)
Sophomore:	61.9 by Charlie Whitehurst (2003)
Junior:	67.2 by Tajh Boyd (2012)
Senior:	68.5 by Tajh Boyd (2013)

Note: Minimum 70 passing attempts.

PASSING TOUCHDOWNS

FY Freshman:	14 by Deshaun Watson (2014)
Freshman:	20 by Kyle Parker (2009)
Sophomore:	33 by Tajh Boyd (2011)
Junior:	36 by Tajh Boyd (2012)
Senior:	34 by Tajh Boyd (2013)

RECEPTIONS

FY Freshman:	82 by Sammy Watkins (2011)
Freshman:	82 by Sammy Watkins (2011)
Sophomore:	72 by DeAndre Hopkins (2011)
Junior:	101 by Sammy Watkins (2013)
Senior:	70 by Tony Horne (1997)
	70 by Kevin Youngblood (2003)

RECEIVING YARDS

FY Freshman:	1219 by Sammy Watkins (2011)
Freshman:	1219 by Sammy Watkins (2011)
Sophomore:	1030 by Mike Williams (2014)
Junior:	1464 by Sammy Watkins (2013)
Senior:	1050 by Rod Gardner (2000)

YARDS PER RECEPTION

FY Freshman:	17.8 by Airese Currie (2001)
Freshman:	18.0 by Ray Williams (1983)
Sophomore:	30.5 by Martavis Bryant (2012)
Junior:	32.1 by Gary Cooper (1988)
Senior:	30.7 by Whitey Jordan (1957)

Note: Minimum 10 receptions.

RECEIVING TOUCHDOWNS

FY Freshman:	12 by Sammy Watkins (2011)
Freshman:	12 by Sammy Watkins (2011)
Sophomore:	8 by Terrance Roulhac (1984)
Junior:	18 by DeAndre Hopkins (2012)
Senior:	8 by Perry Tuttle (1981), Tony Horne (1997), Brandon Ford (2012)

TOTAL OFFENSE

FY Freshman:	1666 by Deshaun Watson (2014)
Freshman:	2661 by Kyle Parker (2010)
Sophomore:	4046 by Tajh Boyd (2011)
Junior:	4410 by Tajh Boyd (2012)
Senior:	4251 by Tajh Boyd (2013)

POINTS

FY Freshman:	78 by Sammy Watkins (2011)
Freshman:	88 by Nelson Welch (1991)
Sophomore:	118 by Chandler Catanzaro (2011)
Junior:	114 by Mark Buchholz (2007)
Senior:	128 by C.J. Spiller (2009)

TOTAL TOUCHDOWNS

FY Freshman:	13 by Sammy Watkins (2011)
Freshman:	13 by Sammy Watkins (2011)
Sophomore:	17 by James Davis (2006)
Junior:	18 by Travis Zachery (2000), DeAndre Hopkins (2012)
Senior:	21 by C.J. Spiller (2009)

FIELD GOALS

FY Freshman:	19 by Chris Gardocki (1988)
Freshman:	19 by Chris Gardocki (1988), Nelson Welch (1991)
Sophomore:	22 by Chris Gardocki (1989), Nelson Welch (1992), Chandler Catanzaro (2011)
Junior:	24 by Jad Dean (2005)
Senior:	23 by Obed Ariri (1980)

PUNT RETURN YARDS

FY Freshman:	362 by Darnell Stephens (1991)
Freshman:	362 by Darnell Stephens (1991)
Sophomore:	377 by Derrick Hamilton (2002)
Junior:	487 by Shad Bryant (1938)
Senior:	332 by Tony Horne (1997)

PUNT RETURN AVERAGE

FY Freshman:	12.5 by Darnell Stephens (1991)
Freshman:	12.5 by Darnell Stephens (1991)
Sophomore:	13.8 by Andre Humphrey (1993)
Junior:	18.0 by Shad Bryant (1938)
Senior:	16.9 by Bobby Gage (1948)

Note: Minimum 10 punt returns.

KICKOFF RETURN YARDS

FY Freshman:	826 by Sammy Watkins (2011)
Freshman:	826 by Sammy Watkins (2011)
Sophomore:	696 by Derrick Hamilton (2002)
Junior:	661 by Justin Miller (2004)
Senior:	755 by C.J. Spiller (2009)

KICKOFF RETURN AVERAGE

FY Freshman:	35.1 by Justin Miller (2002)
Freshman:	35.1 by Justin Miller (2002)
Sophomore:	29.1 by Joe Henderson (1987)
Junior:	34.5 by Derrick Hamilton (2003)
Senior:	32.8 by C.J. Spiller (2009)

Note: Minimum 10 kickoff returns.

ALL-PURPOSE YARDS

FY Freshman:	2288 by Sammy Watkins (2011)
Freshman:	2288 by Sammy Watkins (2011)
Sophomore:	1883 by Derrick Hamilton (2002)
Junior:	1770 by C.J. Spiller (2008)
Senior:	2680 by C.J. Spiller (2009)

TACKLES

FY Freshman:	150 by Anthony Simmons (1995)
Freshman:	150 by Anthony Simmons (1995)

Sophomore:	186 by Keith Adams (1999)
Junior:	170 by Bubba Brown (1978)
Senior:	175 by Jeff Davis (1981)

SACKS

FY Freshman:	4 by William Perry (1981), Ricky Sapp (2006), Shaq Lawson (2013)
Freshman:	7 by Michael Dean Perry (1984), Chester McGlockton (1989)
Sophomore:	16 by Keith Adams (1999)
Junior:	15.5 by Da'Quan Bowers (2010)
Senior:	12.5 by Gaines Adams (2006)

TACKLES FOR LOSS

FY Freshman:	11 by Anthony Simmons (1995)
Freshman:	15 by Michael Dean Perry (1984)
Sophomore:	35 by Keith Adams (1999)
Junior:	27 by Leroy Hill (2003)
Senior:	27 by William Perry (1984), Rob Bodine (1991)

INTERCEPTIONS

FY Freshman:	8 by Robert O'Neal (1989), Justin Miller (2002)
Freshman:	8 by Robert O'Neal (1989), Justin Miller (2002)
Sophomore:	6 by Fred Knoebel (1950)
Junior:	8 by DeAndre McDaniel (2009)
Senior:	6 by many (5)

PASS BREAKUPS

FY Freshman:	9 by Robert O'Neal (1989), Justin Miller (2002)
Freshman:	10 by Alex Ardley (1998)
Sophomore:	13 by James Lott (1987), Justin Miller (2003)
Junior:	21 by Tye Hill (2004)
Senior:	17 by Dextra Polite (1999)

PASSES DEFENDED

FY Freshman:	17 by Robert O'Neal (1989), Justin Miller (2002)
Freshman:	17 by Robert O'Neal (1989), Justin Miller (2002)
Sophomore:	17 by James Lott (1987)
Junior:	21 by Tye Hill (2004)
Senior:	21 by Dextra Polite (1999)

Note: Interceptions & pass breakups.

INTERCEPTION RETURNS YARDS

FY Freshman:	96 by Robert O'Neal (1989)
Freshman:	96 by Robert O'Neal (1989)
Sophomore:	109 by Rex Varn (1977)
Junior:	156 by Don Kelley (1970)
Senior:	128 by Johnny Rembert (1982)


PUNTING AVERAGE

FY Freshman:	43.4 by Dale Hatcher (1981)
Freshman:	43.4 by Dale Hatcher (1981)
Sophomore:	43.0 by Chris Gardocki (1989)
Junior:	44.5 by Chris Gardocki (1990)
Senior:	43.7 by Dale Hatcher (1984)

SNAPS

Freshman:	766 by Mackensie Alexander (2014)
Sophomore:	997 by Tajh Boyd (2011)
Junior:	1044 by Dalton Freeman (2011)
Senior:	1033 by Landon Walker (2011)

FY - first-year



MACKENSIE ALEXANDER SET A FRESHMAN RECORD BY LOGGING 766 SNAPS LAST SEASON.

OFFENSIVE TEAM RECORDS

TEAM

WINS

Season: 12, 1981
Home: 7, 1987, 2011, 2014
Road: 5, many (last in 1995)
Away From Home: 7, 1948
Conference: 7, 2012, 2013
By 1-7 Points: 6, 1948
By 14+ Points: 9, 2012
By a Class: 42, Seniors of 2014
Win % By Class: 83.3 (40-8), Seniors of 1990

TOTAL OFFENSE

PLAYS

Game: 102 vs. NC State, 11-17-2012 (58 rush, 44 pass)
Season: 1,062, 2012
Per Game: 81.7, 2012 (1,062 in 13 games)

YARDS

Half: 487 vs. Duke, 11-3-2012 (1st)
Game: 756 vs. Wake Forest, 10-31-1981
Season: 6,665, 2012
Per Game: 512.7, 2012 (6,665 in 13 games)
400-Yard Games: 11, 2012, 2013
500-Yard Games: 8, 2013
600-Yard Games: 3, 2012
700-Yard Games: 2, 2012

YARDS PER PLAY

Game: 11.2 vs. Georgia Tech, 10-17-1903 (55-615)
Modern Record: 10.7 vs. Presbyterian College, 9-22-1945 (56-597)
Since 1950: 9.6 vs. Temple, 10-12-2006 (58-559)
Season: 6.5, 2006 (822-5342)

RUSHING

CARRIES

Game: 78 vs. Duke, 10-20-1979
Season: 741, 1978
Per Game: 61.8, 1978 (741 in 12 games)

RUSHING YARDS

Game: 615 vs. Georgia Tech, 10-17-1903
Modern Record: 536 vs. Wake Forest, 10-31-1981
Season: 3,469, 1978
Per Game: 289.1, 1978 (3,469 in 12 games)
200-Yard Games: 11, 1978, 1986
300-Yard Games: 5, 1978

YARDS PER CARRY

Game: 11.2 vs. Georgia Tech, 10-17-1903 (55-615)
Modern Record: 10.3 vs. Presbyterian College, 9-22-1945 (50-516)
Season: 5.7, 2006 (495-2832)

PASSING

MOST ATTEMPTS

Game: 67 vs. Virginia Tech, 10-6-2007
Season: 525, 2011
Per Game: 37.9, 2013 (493 in 13 games)

FEWEST ATTEMPTS

Game: 0 vs. South Carolina, 10-25-1956
Season: 65, 1938
Per Game: 7.2, 1938 (65 in 9 games)

MOST COMPLETIONS

Game: 38 vs. Virginia Tech, 10-6-2007
Season: 341, 2013
Per Game: 26.2, 2013 (341 in 13 games)

FEWEST COMPLETIONS

Game: 0 vs. many (last vs. Virginia Tech, 11-3-1956)
Season: 21, 1944
Per Game: 2.3, 1944 (21 in 9 games)

YARDS PER ATTEMPT

Game (min 15): 18.20 vs. Duke, 10-19-1963 (20-364)
Season: 9.79, 1950 (126-1233)

YARDS PER COMPLETION

Game (min 10): 28.0 vs. Duke, 10-19-1963 (13-364)
Season: 23.3, 1950 (53-1233)

LOWEST INTERCEPTION PERCENTAGE

Game: 0.0 vs. Duke, 11-2-2002 (54 attempts)
Season: 1.3, 2007 (6-455)
Per Game: 0.3, 1988 (4 in 12 games)

MOST PASSING YARDS

Game: 468 vs. Syracuse, 10-5-2013
Season: 4,330, 2013
Per Game: 333.1, 2013 (4,330 in 13 games)
200-Yard Games: 13, 2011, 2013
300-Yard Games: 9, 2012, 2013

FEWEST PASSING YARDS

Game: 0 vs. many (last vs. Virginia Tech, 11-3-1956)
Season: 346, 1956
Per Game: 31.5, 1956 (346 in 11 games)

COMPLETION PERCENTAGE

Game (min 15 att): 88.2 vs. The Citadel, 9-16-1978 (15-17)
Game (min 20 att): 85.2 vs. NC State, 2001 (23-27); Central Michigan, 2007 (23-27)
Season: 69.2, 2013 (341-493)

PASSING EFFICIENCY

Game (min 15 att): 262.9 vs. Furman, 9-15-2007 (18-22-317-0-4)
Season: 164.2, 2013 (341-493-4330-12-39)

PASSES HAD INTERCEPTED

Game: 7 vs. South Carolina, 10-25-1945
Season: 24, 1969
Per Game: 2.4, 1969 (24 in 10 games)

SCORING

TOUCHDOWNS

Game: 12 vs. Wake Forest, 10-31-1981
Season: 69, 2013
Per Game: 5.3, 2013 (69 in 13 games)

TOUCHDOWNS RUSHING

Game: 11 vs. Presbyterian College, 9-25-1948
Season: 39, 1978
Per Game: 3.5, 1950 (35 in 10 games)

TOUCHDOWNS PASSING

Game: 6 vs. Central Michigan, 10-20-2007; Duke, 11-3-2012; The Citadel, 11-23-2013; North Carolina, 9-27-2014
Season: 40, 2012
Per Game: 3.1, 2012 (40 in 13 games)

TOUCHDOWNS BY RETURN

Game: 3 vs. Georgia, 11-7-1914 (3 PR)
Modern: 2 vs. many (last vs. SC State, 9-7-2013 (2 IR))
Season: 7, 1990 (4 INT, 2 KOR, 1 FR); 2009 (4 KOR, 2 PR, 1 IR)
Per Game: 0.6, 1990 (7 in 12 games)

TOUCHDOWNS BY PUNT RETURNS

Game: 3 vs. Georgia, 11-7-1914
Season: 3, 1914 (modern mark - 2 in 1938, 48, 54, 70, 87, 09)
Per Game: 0.2, 1938 (2 in 9 games)

TOUCHDOWNS BY KICKOFF RETURNS

Game: 2 vs. Florida State, 9-25-2004
Season: 4, 2009
Per Game: 0.3, 2009 (4 in 14 games)

TOUCHDOWNS BY INTERCEPTION RETURNS

Game: 2 vs. Wake Forest, 10-12-1940; SC State, 9-7-2013
Season: 4, 1990
Per Game: 0.3, 1940 (3 in 9 games); 1990 (4 in 12 games)

TOUCHDOWNS BY FUMBLE RETURNS

Game: 1 vs. many
Season: 2, 1996, 1998, 2006, 2013

POINTS

Game: 122 vs. Guilford, 10-5-1901
Season: 533, 2012
Per Game: 41.0, 2012 (533 in 13 games)

HIGHEST SCORES

50-Point Games: 5, 2013
40-Point Games: 8, 2012, 2013
30-Point Games: 10, 2011, 2012

SCORING MARGIN

Game: +122 (122-0) vs. Guilford, 10-5-1901
Season/Game: +35.3 in 1900
Modern Record: +26.7 in 1950
Since 1953: +19.8 in 1978

FIELD GOALS

Game: 6 vs. Texas A&M, 9-3-2005; Boston College, 9-19-2009
Season: 24, 2005
Per Game: 2.1, 1980 (23 in 11 games)

FIELD-GOAL ATTEMPTS

Game: 6 vs. Georgia, 9-17-1983; NC State, 10-26-1991; Maryland, 11-14-1992; Texas A&M, 9-3-2005; NC State, 9-22-2007; Boston College, 9-19-2009
Season: 36, 2007
Per Game: 2.8, 2007 (36 in 13 games)

FIELD-GOAL PERCENTAGE

Game: 100.0 vs. Texas A&M, 9-3-2005 (6-6); Boston College, 9-19-2009 (6-6)
Season: 94.4, 1984 (17-18)

EXTRA POINTS MADE

Game: 10 vs. Presbyterian College, 9-22-1945; Wake Forest, 10-31-1981; Central Michigan, 10-20-2007
Season: 66, 2013

EXTRA POINTS ATTEMPTED

Game: 12 vs. Wake Forest, 10-31-1981
Season: 67, 2013

EXTRA-POINT PERCENTAGE

Game: 100.0 vs. many
Season: 100.0, 2007 (50-50)

SPECIAL TEAMS

PUNTS

Game: 18 vs. Furman, 11-24-1932
Season: 91, 1939
Per Game: 10.0, 1945 (90 in 9 games)

PUNTING YARDS

Game: 546 vs. Virginia Tech, 9-12-1998
Season: 3,731, 1939
Per Game: 373.1, 1939 (3,731 in 10 games)

PUNTING AVERAGE

Game (min. 3): 56.7 vs. Wake Forest, 11-1-1986 (3-170)
Season: 44.0, 1984 (56-2463)

PUNT RETURNS

Game: 11 vs. George Washington, 10-31-1941; Georgia Tech, 9-26-1987
Season: 53, 1945, 1987
Per Game: 5.8, 1941 (52 in 9 games)

PUNT RETURN YARDS

Game: 227 vs. Georgia Tech, 9-26-1987
Season: 720, 1987
Per Game: 64.8, 1938 (584 in 9 games)

PUNT RETURN AVERAGE

Game (min 3): 41.8 vs. Maryland, 10-31-1970 (4-167)
Season: 17.1, 1948 (37-634)

KICKOFF RETURNS

Game: 10 vs. Georgia Tech, 9-30-1944; West Virginia, 1-4-2012
Season: 63, 2011
Per Game: 6.3, 1946 (57 in 9 games)

KICKOFF RETURN YARDS

Game: 286 vs. Florida State, 9-25-2004
Season: 1,405, 2011
Per Game: 107.9, 1970 (1,187 in 11 games)

KICKOFF RETURN AVERAGE

Game (min 3): 55.7 vs. Duke, 11-3-2007 (3-167)
Season: 27.7, 2003 (29-803)

OFFENSIVE TEAM RECORDS

MISCELLANEOUS

THIRD-DOWN CONVERSION PERCENTAGE

Game: 100.0 vs. Wake Forest, 10-31-1981 (12-12)
Season: 51.6, 1978 (99-192)

FIRST DOWNS

Game: 35 vs. Wake Forest, 10-31-1981; Central Michigan, 10-20-2007
Season: 341, 2012
Per Game: 26.2, 2012 (341 in 13 games)

FIRST DOWNS RUSHING

Game: 27 vs. Presbyterian College, 9-21-1957; Wake Forest, 10-31-1981
Season: 192, 1978
Per Game: 16.0, 1978 (192 in 12 games)

FIRST DOWNS PASSING

Game: 20 vs. Ball State, 9-8-2012; Louisiana State, 12-31-2012
Season: 182, 2011, 2013
Per Game: 14.0, 2013 (182 in 13 games)

PENALTIES

Game: 20 vs. NC State, 10-13-2001
Season: 104, 1987, 2000
Per Game: 8.7, 1987, 2000 (104 in 12 games)

PENALTY YARDS

Game: 181 vs. NC State, 10-13-2001
Season: 962, 2000
Per Game: 80.2, 2000

TIME OF POSSESSION

Game: 42:58 vs. North Carolina, 11-7-1992
Season: 410:57, 1989
Per Game: 34:15, 1989 (410:57 in 12 games)

FEWEST TURNOVERS

Game: 0 vs. many
Season: 8, 1940
Per Game: 0.9, 1940 (8 in 9 games)

TURNOVER MARGIN

Game: +7 vs. Duke, 10-19-1968; vs. Georgia, 9-19-1981
Season: +23, 1989 (15-38 in 12 games)
Per Game: +2.1, 1940 (+19 in 9 games)

MOST FUMBLES

Game: 14 vs. Presbyterian College, 9-19-1953
Season: 49, 1963
Per Game: 4.9, 1963 (49 in 10 games)

FEWEST FUMBLES

Game: 0 vs. many teams
Season: 13, 1938
Per Game: 1.4, 1938 (13 in 9 games)

MOST FUMBLES LOST

Game: 5 vs. many teams
Season: 26, 1963, 1975
Per Game: 2.6, 1963 (26 in 10 games)

FEWEST FUMBLES LOST

Game: 0 vs. many teams
Season: 2, 1994
Per Game: 0.2, 1994 (2 in 11 games)

DEFENSIVE TEAM RECORDS

TOTAL DEFENSE

PLAYS

Game: 29 vs. Furman, 11-25-1939
Season: 462, 1943
Per Game: 52.0, 1940 (468 in 9 games)

YARDS

Game: -12 vs. Furman, 11-6-1948
Season: 1,575, 1939
Per Game: 157.5, 1939 (1,575 in 10 games)

YARDS PER PLAY

Game: -0.3 vs. Furman, 11-6-1948
Season: 3.0, 1939

RUSHING

CARRIES

Game: 14 vs. Presbyterian College, 9-20-1941
Season: 334, 1941
Per Game: 32.8, 1986 (394 in 12 games)

RUSHING YARDS

Game: -29 vs. Furman, 9-7-1996
Season: 733, 1991
Per Game: 61.1, 1991 (733 in 12 games)

YARDS PER CARRY

Game: -1.5 vs. Furman, 9-20-1941
Season: 1.8, 1991 (402-733)

PASSING

PASSING ATTEMPTS

Game: 0 vs. many
Season: 105, 1938
Per Game: 10.9, 1939 (109 in 10 games)

COMPLETIONS

Game: 0 vs. many
Season: 32, 1939
Per Game: 3.2, 1939 (32 in 10 games)

PASSING YARDS

Game: -4 vs. The Citadel, 11-23-2013
Season: 449, 1939

COMPLETION PERCENTAGE

Game: 0.0 vs. Rice, 10-31-1959 (0-13)
Season: 29.4, 1939

INTERCEPTIONS

Game: 6 vs. South Carolina, 11-27-1971; NC State, 9-30-1995
Season: 25, 1951
Per Game: 2.5, 1951 (25 in 10 games)

INTERCEPTION RETURN YARDS

Game: 143 vs. Maryland, 10-31-1970
Season: 368, 2008
Per Game: 36.1, 1951 (361 in 10 games)

SPECIAL TEAMS

KICKOFF RETURN YARDS

Game: 0 vs. many
Season: 346, 1976

KICKOFF RETURN YARDS PER RETURN

Game: 0.0 vs. many
Season: 14.7, 1952

PUNT RETURN YARDS

Game: -5 vs. Ohio State, 1-3-2014
Season: 63, 1957

PUNT RETURN YARDS PER RETURN

Game: -4.0 vs. Furman, 9-15-2007; Central Michigan, 10-20-2007
Season: 2.7, 1977 (24-65)

BLOCKED PUNTS

Game: 3 vs. Auburn, 1-2-1998
Season: 5, 1944

BLOCKED KICKS

Game: 3 vs. Georgia, 10-7-1995; Auburn, 1-2-1998
Season: 8, 1995

SCORING

POINTS

Game: 0 vs. many
Season: 45, 1939
Per Game: 4.5, 1939 (45 in 10 games)

SHUTOUTS

Season: 7, 1928
Consecutive: 6, 1928

TOUCHDOWNS

Game: 0 vs. many
Season: 6, 1939
Per Game: 0.6, 1939 (6 in 10 games)

RUSHING TOUCHDOWNS

Game: 0 vs. many
Season: 5, 1938, 1939, 1979, 1981
Per Game: 0.4, 1979, 1981 (5 in 12 games)

PASSING TOUCHDOWNS

Game: 0 vs. many
Season: 0, 1951

MISCELLANEOUS

SACKS

Game: 12 vs. Furman, 9-7-1996
Season: 47, 1999 (326 yards)
Per Game: 4.2, 1992 (46 in 11 games)

PASS BREAKUPS

Game: 18 vs. The Citadel, 10-4-1986
Season: 96, 1989
Per Game: 8.0, 1989 (96 in 12 games)

RECOVERED FUMBLES

Game: 6 vs. Duke, 10-16-1965
Season: 21, 1956
Per Game: 1.9, 1956 (21 in 11 games)

FUMBLE RETURNS

Game: 2 vs. NC State, 10-4-2014
Season: 6, 1996, 2006

FUMBLE RETURN YARDS

Game: 93 vs. Virginia, 9-19-1998
Season: 125, 2006

FIRST DOWNS

Game: 0 vs. The Citadel, 12-4-1948
Season: 80, 1939
Per Game: 8.0, 1939 (80 in 10 games)

TACKLES FOR LOSS

Game: 19 vs. NC State, 10-24-1987
Season: 131, 2014
Per Game: 10.2, 2004 (112 in 11 games)

TURNOVERS FORCED

Game: 9 vs. Georgia, 9-19-1981
Season: 41, 1981
Per Game: 3.4, 1981 (41 in 12 games)



SINGLE-GAME TEAM BESTS

MOST RUSHING YARDS BY CLEMSON

Yds	Site - Opponent (Score CU-Opp.)	Date
615	A - Georgia Tech (73-0)	10-17-1903
536	H - Wake Forest (82-24)	10-31-1981
516	H - Presbyterian College (76-0)	9-22-1945
448	H - Furman (41-0)	11-6-1948
440	H - Chattanooga (54-3)	10-3-1992
439	H - Presbyterian College (66-0)	9-21-1957
436	H - Presbyterian College (55-0)	9-23-1950
436	H - Wake Forest (55-7)	9-16-2000
434	A - Furman (40-20)	11-26-1955
433	H - South Carolina (39-21)	11-23-1974
433	H - Duke (34-17)	11-11-1995

FEWEST RUSHING YARDS BY CLEMSON

Yds	Site - Opponent (Score CU-Opp.)	Date
-15	A - Boston College (7-14)	10-10-1942
-1	A - Boston College (22-32)	9-26-1947
0	N1 - Alabama (10-34)	8-30-2008
3	A - North Carolina (0-24)	11-6-1993
4	N2 - Nebraska (21-26)	1-1-2009
6	H - Wake Forest (14-16)	10-4-1947
8	A - South Carolina (6-33)	10-21-1943
8	H - Virginia Tech (23-41)	10-6-2007
10	A - Maryland (7-21)	10-4-2003
17	A - Virginia Tech (11-31)	9-23-1999

N1 - Atlanta, Ga.; N2 - Jacksonville, Fla. (Gator Bowl)

MOST RUSHING YARDS BY OPPONENT

Yds	Site - Opponent (Score CU-Opp.)	Date
478	A - Tulane (20-36)	11-18-1944
475	A - Oklahoma (3-52)	9-30-1972
458	A - South Carolina (20-56)	11-22-1975
444	A - Wake Forest (20-36)	10-17-1970
437	A - Alabama (0-56)	9-20-1975
434	A - Texas A&M (0-24)	9-14-1974
409	H - NC State (7-45)	10-25-1975
406	A - Maryland (23-41)	11-17-1984

FEWEST RUSHING YARDS BY OPPONENT

Yds	Site - Opponent (Score CU-Opp.)	Date
-29	H - Furman (19-3)	9-7-1996
-21	A - Furman (34-6)	11-22-1941
-20	H - Utah State (35-6)	10-16-2004
-17	H - Furman (41-0)	11-6-1948
-16	H - Long Beach State (59-0)	9-1-1990
-14	H - Kentucky (24-6)	10-2-1982
-11	A - Furman (14-3)	11-25-1939
-10	H - SC State (54-0)	9-20-2008
-9	H - Auburn (34-18)	11-22-1947
-6	A - North Carolina (35-3)	11-4-1989

MOST RUSHING YARDS BY BOTH TEAMS

Yds	Teams & Yards	Site - (Score CU-Opp.)	Date
707	CU 397, South Carolina 310	H - (41-23)	11-25-1978
697	CU 433, South Carolina 264	H - (39-21)	11-23-1974
690	CU 232, South Carolina 458	A - (20-56)	11-22-1975
671	CU 283, NC State 388	A - (21-38)	10-23-1976
656	CU 323, Georgia Tech 333	N1 - (34-39)	12-5-2009
653	CU 390, North Carolina 263	H - (43-32)	11-9-1974
635	CU 160, Oklahoma 475	A - (3-52)	9-30-1972
633	CU 398, Presbyterian College 235	H - (69-7)	9-17-1949
629	CU 300, North Carolina 329	H - (23-27)	11-6-1976
624	CU 536, Wake Forest 88	H - (82-24)	10-31-1981

N1 - Tampa, Fla. (ACC Championship Game)

FEWEST RUSHING YARDS BY BOTH TEAMS

Yds	Teams & Yards	Site - (Score CU-Opp.)	Date
72	CU 41, Florida State 31	H - (28-35)	9-20-1997
86	CU 56, Virginia 30	A - (13-3)	11-22-2008
107	CU 47, Boston College 60	H - (17-20)	11-17-2007
109	CU 46, NC State 63	H - (14-13)	11-6-2010
114	CU 101, Florida State 13	A - (17-23^)	9-20-2014
119	CU 46, South Carolina 73	A - (8-13)	10-21-1954
119	CU 36, Maryland 83	H - (10-7)	10-23-2004
121	CU 56, Virginia Military 65	N1 - (0-0)	9-26-1942
124	CU 72, Louisville 52	H - (23-17)	10-11-2014
128	CU 99, Florida State 29	H - (35-30)	9-24-2011

N1 - Lynchburg, Va.

MOST PASSING YARDS BY CLEMSON

Yds	(C-A)	Site - Opponent (Score CU-Opp.)	Date
468	(24-33)	A - Syracuse (49-14)	10-5-2013
467	(32-42)	H - SC State (73-7)	9-6-2014
436	(28-39)	H - North Carolina (50-35)	9-27-2014
435	(34-45)	A - Virginia (59-10)	11-2-2013
433	(29-40)	A - Wake Forest (42-13)	10-25-2012
426	(30-44)	H - NC State (62-48)	11-17-2012
420	(34-52)	A - Duke (34-31)	11-2-2002
407	(28-36)	H - Wake Forest (56-7)	9-28-2013
397	(26-42)	H - Georgia Tech (47-31)	10-6-2012
386	(30-42)	H - Auburn (38-24)	9-27-2011

FEWEST PASSING YARDS BY CLEMSON

Yds	(C-A)	Site - Opponent (Score CU-Opp.)	Date
-1	(1-6)	A - Maryland (6-6)	11-10-1956
0	(0-3)	N1 - George Washington (27-0)	11-5-1938
0	(0-4)	H - Presbyterian College (32-13)	9-19-1942
0	(0-2)	A - South Carolina (6-33)	10-21-1943
0	(0-2)	A - South Carolina (20-13)	10-19-1944
0	(0-8)	A - South Carolina (0-6)	10-23-1952
0	(0-6)	A - Fordham (12-12)	11-8-1952
0	(0-5)	H - Presbyterian College (33-7)	9-19-1953
0	(0-0)	A - South Carolina (7-0)	10-25-1956
0	(0-2)	H - Virginia Tech (21-6)	11-3-1956

N1 - Greenville, S.C.

MOST PASSING YARDS BY OPPONENT

Yds	(C-A)	Site - Opponent (Score CU-Opp.)	Date
521	(27-43)	A - Florida State (7-54)	11-4-2000
493	(29-53)	H - NC State (62-48)	11-17-2012
464	(39-52)	N2 - Texas Tech (15-55)	12-23-2002
454	(35-57)	H - Georgia Tech (28-31)	10-28-2000
444	(22-35)	H - Florida State (14-51)	10-19-2013
442	(29-37)	A - Florida State (0-57)	9-11-1993
418	(27-41)	A - Maryland (23-53)	11-14-1992
407	(32-46)	N3 - West Virginia (33-70)	1-4-2012
401	(29-59)	N1 - Louisiana Tech (49-24)	12-31-2001
395	(30-54)	A - NC State (43-22)	9-30-1995

N1 - Boise, Idaho (Humanitarian Bowl); N2 - Orlando, Fla. (Tangerine Bowl); N3 - Miami Gardens, Fla. (Orange Bowl)

FEWEST PASSING YARDS BY OPPONENT

Yds	(C-A)	Site - Opponent (Score CU-Opp.)	Date
-4	(1-5)	H - The Citadel (52-6)	11-23-2013
0	(0-10)	H - Presbyterian College (26-0)	9-17-1938
0	(0-0)	A - Wake Forest (7-0)	10-28-1938
0	(0-7)	A - George Washington (19-0)	10-31-1941
0	(0-4)	A - Miami (Fla.) (6-7)	11-2-1945
0	(0-7)	A - The Citadel (20-0)	12-4-1948
0	(0-2)	H - Presbyterian College (69-7)	9-17-1949
0	(0-9)	A - South Carolina (14-14)	10-19-1950
0	(1-9)	A - Virginia (20-7)	9-24-1955
0	(0-13)	A - Rice (19-0)	10-31-1959

MOST PASSING YARDS BY BOTH TEAMS

Yds	Teams & Yards	Site - (Score CU-Opp.)	Date
919	CU 426, NC State 493	H - (62-48)	11-17-2012
830	CU 436, North Carolina 394	H - (50-35)	9-27-2014
783	CU 319, Texas Tech 464	N1 - (15-55)	12-23-2002
736	CU 367, Boston College 369	A - (45-31)	9-29-2012
730	CU 420, Duke 310	A - (34-31)	11-2-2002
703	CU 329, NC State 374	H - (39-46)	10-31-1998
691	CU 273, Maryland 418	A - (23-53)	11-14-1992
689	CU 373, North Carolina 316	H - (59-38)	10-22-2011
688	CU 167, Florida State 521	A - (7-54)	11-7-2000
680	CU 344, Florida State 336	H - (35-30)	9-24-2011

N1 - Orlando, Fla. (Tangerine Bowl)

FEWEST PASSING YARDS BY BOTH TEAMS

Yds	Teams & Yards	Site - (Score CU-Opp.)	Date
4	CU 4, George Washington 0	A - (19-0)	10-31-1941
11	CU -1, Maryland 12	A - (6-6)	11-10-1956
27	CU 0, South Carolina 27	A - (20-13)	10-19-1944
33	CU 27, Furman 6	A - (14-3)	11-25-1939

33	CU 12, Presbyterian College 21	H - (34-0)	9-25-1944
34	CU 34, Rice 0	A - (19-0)	10-31-1959
39	CU 10, Tulane 29	A - (0-13)	11-2-1940
39	CU 39, Virginia 0	A - (20-7)	9-24-1955
40	CU 0, Virginia Tech 40	H - (21-6)	11-3-1956
42	CU 39, George Washington 3	H - (0-7)	11-7-1942

PASSING ATTEMPTS BY CLEMSON

Att.	Com.	Site - Opponent (Score CU-Opp.)	Date
67	38	H - Virginia Tech (23-41)	10-6-2007
57	35	A - Wake Forest (17-45)	11-1-2003
56	25	N1 - Mississippi State (7-17)	12-30-1999
56	25	N2 - Texas Tech (15-55)	12-23-2002
55	25	A - Maryland (23-53)	11-14-1992
55	31	H - Miami (Fla.) (30-36^^^)	9-17-2005
54	21	H - NC State (28-30)	10-24-1987
52	34	A - Duke (34-31)	11-2-2002
51	36	H - SC State (52-13)	9-7-2013
50	36	N1 - Louisiana State (25-24)	12-31-2012

N1 - Atlanta, Ga. (Peach/Chick-fil-A Bowl); N2 - Orlando, Fla. (Tangerine Bowl)

PASSING ATTEMPTS BY OPPONENT

Att.	Com.	Site - Opponent (Score CU-Opp.)	Date
59	29	N1 - Louisiana Tech (49-24)	12-31-2001
58	24	H - The Citadel (24-0)	10-4-1986
57	35	H - Georgia Tech (28-31)	10-28-2000
57	24	H - Duke (59-31)	12-1-2001
56	28	A - Wake Forest (35-33)	11-1-1980
56	30	H - NC State (30-10)	10-21-1989
56	31	N2 - Tennessee (27-14)	1-2-2004
54	30	A - NC State (43-22)	9-30-1995
53	34	A - Duke (38-31)	10-15-1983
53	29	H - NC State (62-48)	11-17-2012

N1 - Boise, Idaho (Humanitarian Bowl); N2 - Atlanta, Ga. (Peach Bowl)

COMPLETIONS BY CLEMSON

Co.	Att.	Site - Opponent (Score CU-Opp.)	Date
38	67	H - Virginia Tech (23-41)	10-6-2007
36	51	H - SC State (52-13)	9-7-2013
36	50	N1 - Louisiana State (25-24)	12-31-2012
35	57	A - Wake Forest (17-45)	11-1-2003
34	52	A - Duke (34-31)	11-2-2002
34	45	A - Virginia (59-10)	11-2-2013
33	44	H - Ball State (52-27)	9-8-2012
32	42	H - SC State (73-7)	9-6-2014
31	55	H - Miami (Fla.) (30-36^^^)	9-17-2005
31	40	N2 - Ohio State (40-35)	1-3-2014

N1 - Atlanta, Ga. (Chick-fil-A Bowl); N2 - Miami Gardens, Fla. (Orange Bowl)

COMPLETIONS BY OPPONENT

Co.	Att.	Site - Opponent (Score CU-Opp.)	Date
39	52	N1 - Texas Tech (15-55)	12-23-2002
35	57	H - Georgia Tech (28-31)	10-28-2000
34	53	A - Duke (38-31)	10-15-1983
33	48	H - Virginia (30-27^)	10-11-2003
32	46	N3 - West Virginia (33-70)	1-4-2012
31	47	A - Rice (10-29)	9-23-1972
31	56	N2 - Tennessee (27-14)	1-2-2004
31	47	H - Boston College (17-20)	11-17-2007
30	49	A - Virginia (31-17)	10-11-1986
30	56	H - NC State (30-10)	10-21-1989
30	54	A - NC State (43-22)	9-30-1995
30	45	A - South Carolina (38-17)	11-18-1995
30	49	H - North Carolina (50-35)	9-27-2014

N1 - Orlando, Fla. (Tangerine Bowl); N2 - Atlanta, Ga. (Peach Bowl); N3 - Miami Gardens, Fla. (Orange Bowl)

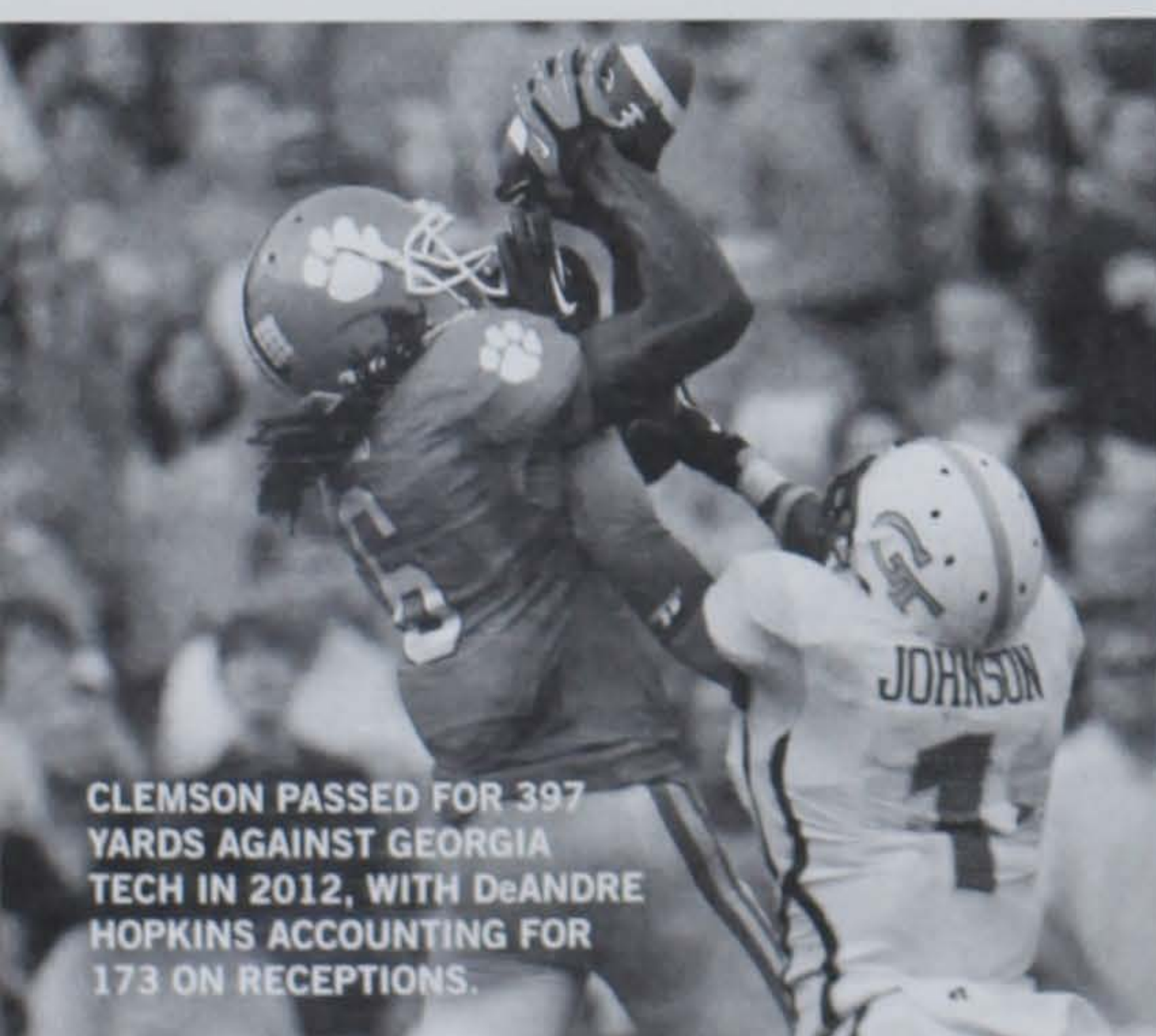
COMPLETION PERCENTAGE BY CLEMSON

Pct.	C-A	Site - Opponent (Score CU-Opp.)	Date
88.2	(15-17)	H - The Citadel (58-3)	9-16-1978
86.7	(13-15)	A - South Carolina (41-24)	11-23-1991
85.2	(23-27)	A - NC State (45-37)	10-13-2001
85.2	(23-27)	H - Central Michigan (70-14)	10-20-2007
82.1	(23-28)	H - Middle Tennessee (37-14)	9-13-2003
81.8	(18-22)	A - Maryland (28-24)	9-10-2005
81.8	(18-22)	H - Furman (38-10)	9-15-2007
80.0	(12-15)	A - Duke (21-15)	10-18-1975
80.0	(12-15)	A - South Carolina (47-21)	11-22-1997
80.0	(12-15)	H - Furman (33-0)	9-5-1998

Note: Minimum 15 passing attempts.

COMPLETION PERCENTAGE BY OPPONENT

Pct.	C-A	Site - Opponent (Score CU-Opp.)	Date
84.6	(22-26)	A - NC State (24-17)	10-20-1990
80.0	(20-25)	A - Wake Forest (27-31)	10-1-2005
79.2	(19-24)	A - Wake Forest (27-17)	10-7-2006
78.4	(29-37)	A - Florida State (0-57)	9-11-1993



CLEMSON PASSED FOR 397 YARDS AGAINST GEORGIA TECH IN 2012, WITH DeANDRE HOPKINS ACCOUNTING FOR 173 ON RECEPTIONS.

SINGLE-GAME TEAM BESTS

77.8	(14-18)	H - North Carolina (3-38)	10-20-2001
77.3	(17-22)	H - NC State (12-29)	9-10-1994
77.1	(27-35)	A - Florida State (37-49)	9-22-2012
75.0	(18-24)	A - Georgia Tech (21-29)	10-29-1973
75.0	(39-52)	N1 - Texas Tech (15-55)	12-23-2002
73.3	(22-30)	A - Georgia Tech (42-45)	11-13-1999
73.3	(22-30)	N2 - Alabama (10-34)	8-30-2008

N1 - Orlando, Fla. (Tangerine Bowl); N2 - Atlanta, Ga.; Note: Minimum 15 passing attempts.

PASSING EFFICIENCY BY CLEMSON

Eff.	Opponent	Site	Date	C-A-Yds-I-TD
262.9	Furman	H	9-15-2007	18-22-317-0-4
249.1	Central Michigan	H	10-20-2007	23-27-315-1-6
241.1	North Carolina	A	11-9-2002	12-20-274-0-4
237.7	NC State	A	10-13-2001	23-27-333-0-4
235.4	Virginia	H	10-8-1983	12-19-199-0-2
235.0	Virginia	H	9-24-1966	13-21-315-0-3
233.9	South Carolina	A	11-22-1997	12-15-157-0-3
232.4	Maryland	H	11-12-1983	11-16-194-0-3
231.2	Duke	A	11-3-2012	21-29-384-3-6
229.7	Syracuse	A	10-5-2013	24-33-468-2-5

Note: Minimum 15 passing attempts.

PASSING EFFICIENCY DEFENSE BY CLEMSON

Eff.	Opponent	Site	Date	C-A-Yds-I-TD
-6.0	Furman	A	11-28-1959	6-22-32-5-0
3.7	Presbyterian College	H	9-19-1953	4-19-56-4-0
4.1	Auburn	H	11-24-1951	3-17-44-3-0
8.0	Auburn	A	11-22-1952	5-17-52-4-0
13.8	Villanova	H	9-30-1978	4-16-50-3-0
15.5	Wake Forest	A	10-13-1956	4-19-35-2-0
22.3	Virginia	H	11-16-1974	6-21-32-2-0
22.6	South Carolina	A	11-27-1971	10-29-102-6-0
23.8	NC State	H	10-22-1977	7-18-63-4-0
25.1	Virginia	A	10-26-1963	6-15-21-2-0

Note: Minimum 15 passing attempts.

PLAYS BY CLEMSON

PL	R	P	Site - Opponent (Score CU-Opp.)	Date
102	58	44	H - NC State (62-48)	11-17-2012
100	50	50	N1 - Louisiana State (25-24)	12-31-2012
98	43	55	A - Maryland (23-53)	11-14-1992
98	57	41	A - Maryland (40-27)	10-26-2013
96	77	19	A - Wake Forest (56-3)	11-4-1978
95	65	30	H - NC State (34-27)	10-7-2000
95	44	51	H - SC State (52-13)	9-7-2013
93	63	30	A - Furman (56-3)	11-28-1959
93	51	42	H - Georgia Tech (47-31)	10-6-2012
93	51	42	H - SC State (73-7)	9-6-2014

N1 - Atlanta, Ga. (Chick-fil-A Bowl)

PLAYS BY OPPONENT

PL	R	P	Site - Opponent (Score CU-Opp.)	Date
99	62	37	H - South Carolina (3-7)	11-23-1968
97	74	23	H - North Carolina (7-42)	11-14-1970
97	40	57	H - Georgia Tech (28-31)	10-28-2000
96	58	38	H - Duke (10-21)	10-24-1970
93	57	36	A - Boston College (16-31)	9-10-1983
91	55	36	A - Georgia (13-31)	9-28-1968
91	82	9	A - North Carolina (15-32)	11-15-1969
91	41	50	H - Florida State (14-17)	10-23-1999

MOST TOTAL OFFENSE YARDS BY CLEMSON

Yds	Rush,Pass	Site - Opponent (Score CU-Opp.)	Date
756	536,220	H - Wake Forest (82-24)	10-31-1981
754	328,426	H - NC State (62-48)	11-17-2012
735	268,467	H - SC State (73-7)	9-6-2014
718	334,384	A - Duke (56-20)	11-3-2012
656	341,315	H - Central Michigan (70-14)	10-20-2007
624	238,386	H - Auburn (38-24)	9-17-2011
624	156,468	A - Syracuse (49-14)	10-5-2013
623	436,187	H - Wake Forest (55-7)	9-16-2000
615	615,0	A - Georgia Tech (73-0)	10-17-1903
610	175,435	A - Virginia (59-10)	11-2-2013

FEWEST TOTAL OFFENSE YARDS BY CLEMSON

Yds	Rush,Pass	Site - Opponent (Score CU-Opp.)	Date
8	8,0	A - South Carolina (6-33)	10-21-1943
51	48,3	A - NC State (0-18)	10-11-1947
63	53,10	A - Tulane (0-13)	11-2-1940
85	-15,100	A - Boston College (7-14)	10-10-1942
90	68,22	A - Maryland (0-34)	11-14-1964
91	50,41	A - North Carolina (0-45)	8-31-1996
94	19,75	A - Auburn (0-51)	10-11-1969
102	65,37	A - Georgia Tech (0-27)	9-28-1963
102	31,71	H - Virginia Tech (0-37)	9-12-1998

MOST TOTAL OFFENSE YARDS BY OPPONENT

Yds	Rush,Pass	Site - Opponent (Score CU-Opp.)	Date
771	250,521	A - Florida State (7-54)	11-4-2000
667	287,380	A - Florida State (37-49)	9-22-2012
634	192,442	A - Florida State (0-57)	9-11-1993
616	458,158	A - South Carolina (20-56)	11-22-1975
597	104,493	H - NC State (62-48)	11-17-2012
589	182,407	N3 - West Virginia (33-70)	1-4-2012
577	406,171	N1 - Maryland (23-41)	11-17-1984
573	155,418	A - Maryland (23-53)	11-14-1992
566	179,387	N2 - Pittsburgh (3-34)	12-30-1977
565	121,444	H - Florida State (14-51)	10-19-2013

N1 - Baltimore, Md.; N2 - Jacksonville, Fla. (Gator Bowl); N3 - Miami Gardens, Fla. (Orange Bowl)

FEWEST TOTAL OFFENSE YARDS BY OPPONENT

Yds	Rush,Pass	Site - Opponent (Score CU-Opp.)	Date
-12	-17,5	H - Furman (41-0)	11-6-1948
-5	-11,6	A - Furman (14-3)	11-25-1939
29	29,0	A - The Citadel (20-0)	12-4-1948
35	-21,56	A - Furman (34-6)	11-22-1941
41	20,21	A - Virginia (35-0)	10-26-1963
44	7,37	H - SC State (73-7)	9-6-2014
54	29,25	H - Boston College (25-7)	9-19-2009
57	57,0	H - Presbyterian College (26-0)	9-17-1938
57	-16,73	H - Long Beach State (59-0)	9-1-1990
58	31,27	H - Furman (30-0)	9-2-1989

TOTAL OFFENSE YARDS BY BOTH TEAMS

Yds	Teams & Yards	Site - (Score CU-Opp.)	Date
1351	CU 754, NC State 597	H - (62-48)	11-17-2012
1107	CU 756, Wake Forest 351	H - (82-24)	10-31-1981
1093	CU 426, Florida State 667	A - (37-49)	9-22-2012
1084	CU 601, Georgia Tech 483	H - (47-31)	10-6-2012
1060	CU 718, Duke 342	A - (56-20)	11-3-2012
1059	CU 624, Auburn 435	H - (38-24)	9-17-2011
1044	CU 576, Maryland 468	A - (56-45)	10-15-2011
1033	CU 262, Florida State 771	A - (7-54)	11-4-2000
1032	CU 443, West Virginia 589	N1 - (33-70)	1-4-2012

N1 - Miami Gardens, Fla. (Orange Bowl)

YARDS PER PLAY BY CLEMSON

Y/P	P-Y	Site - Opponent (Score CU-Opp.)	Date
11.2	55-615	A - Georgia Tech (73-0)	10-17-1903
10.7	56-597	H - Presbyterian College (76-0)	9-22-1945
10.4	51-531	H - Presbyterian College (42-0)	9-20-1947
9.6	58-559	N1 - Temple (63-9)	10-12-2006
9.2	46-422	H - North Texas (35-10)	9-4-2010
9.1	58-526	H - Louisiana Tech (51-0)	9-30-2006
8.9	81-718	A - Duke (56-20)	11-3-2012
8.7	87-756	H - Wake Forest (82-24)	10-31-1981
8.5	71-606	H - Chattanooga (54-3)	10-3-1992

N1 - Charlotte, N.C.

FIRST DOWNS BY CLEMSON

FD	R,P,Pen.	Site - Opponent (Score CU-Opp.)	Date
35	27,8,0	H - Wake Forest (82-24)	10-31-1981
35	18,16,1	H - Central Michigan (70-14)	10-20-2007
34	20,14,0	H - NC State (62-48)	11-17-2012
33	21,10,2	A - Wake Forest (51-6)	11-4-1978
33	17,14,2	A - Duke (56-20)	11-3-2012
32	16,14,2	A - NC State (42-20)	9-22-2007
32	12,19,1	H - Auburn (38-24)	9-17-2011
32	6,20,6	N1 - Louisiana State (25-24)	12-31-2012
32	15,17,0	H - SC State (73-7)	9-6-2014
31	19,12,0	H - The Citadel (58-3)	9-16-1978
31	12,16,3	H - Middle Tennessee (37-14)	9-13-2003
31	14,15,2	H - Georgia Tech (47-31)	10-6-2012

N1 - Atlanta, Ga. (Chick-fil-A Bowl)


FIRST DOWNS BY OPPONENT

FD	R,P,Pen.	Site - Opponent (Score CU-Opp.)	Date
35	23,10,2	A - Maryland (23-41)	11-17-1984
33	11,16,6	A - Duke (38-31)	10-15-1983
31	11,19,1	A - Florida State (0-57)	9-11-1993
31	6,22,3	H - Georgia Tech (28-31)	10-28-2000
31	13,16,2	N2 - West Virginia (33-70)	1-4-2012
30	26,4,0	A - South Carolina (20-56)	11-22-1975
30	11,18,1	N1 - Pittsburgh (3-34)	12-30-1977

N1 - Jacksonville, Fla. (Gator Bowl); N2 - Miami Gardens, Fla. (Orange Bowl)

TURNOVERS BY CLEMSON

TO	Site - Opponent	CU-Opp. (Fum.,Int.)	Date
10	A - Florida	13-54 (4,6)	10-11-1952
9	H - Auburn	19-45 (4,5)	11-21-1953
8	A - South Carolina	0-0 (1,7)	10-25-1945
8	H - Wake Forest	36-0 (5,3)	11-2-1963
8	A - North Carolina	15-32 (3,5)	11-15-1969



THE TIGER DEFENSE FORCED NINE GEORGIA TURNOVERS IN A 13-3 WIN OVER THE BULLDOGS. IN 1981, STILL A SCHOOL RECORD.

8	H - Tulane	13-17	(5,3)	9-13-1975
7	A - Georgia Tech	0-27	(4,3)	9-28-1963
7	A - Georgia	23-26	(3,4)	9-22-1984
7	A - Kentucky	7-26	(4,3)	10-5-1985
7	H - Wake Forest	19-29	(3,4)	9-26-1998

TURNOVERS BY CLEMSON IN A CLEMSON VICTORY

TO	Site - Opponent	CU-Opp. (Fum.,Int.)	Date
8	H - Wake Forest	36-0 (5,3)	11-2-1963
5	H - Virginia	40-35 (5,0)	9-24-1966
5	H - Wake Forest	16-14 (5,0)	10-11-1975
5	H - Virginia Tech	38-7 (3,2)	10-7-1978
5	H - NC State	17-7 (2,3)	10-24-1981
5	H - W. Carolina	21-10 (4,1)	9-25-1982
5	A - Virginia Tech	20-17 (5,0)	9-14-1985

TURNOVERS FORCED BY CLEMSON

TO	Site - Opponent	CU-Opp. (Fum.,Int.)	Date
9	H - Georgia	13-3 (4,5)	9-19-1981
8	H - Presbyterian College	53-0 (4,4)	9-25-1948
8	H - Duke	39-22 (6,2)	10-19-1968
8	A - Georgia Tech	7-28 (5,3)	10-3-1970
7	H - Virginia Tech	35-0 (3,4)	11-10-1945
7	A - Fordham	12-12 (5,2)	11-8-1952
7	A - Furman	56-33 (3,4)	11-28-1959
7	A - Texas Christian	10-14 (2,5)	10-24-1964
7	H - Virginia Tech	38-7 (4,3)	10-7-1978
7	H - Duke	28-8 (3,4)	10-21-1978
7	A - Tulane	13-5 (3,4)	9-12-1981
7	A - Virginia	6-9 (3,4)	9-17-1994
7	A - NC State	43-22 (1,6)	9-30-1995

INTERCEPTION RETURN YARDS BY CLEMSON

Yds (Int.)	Site - Opponent (Score CU-Opp.)	Date
143 (4)	A - Maryland (24-11)	10-31-1970
132 (3)	A - Virginia Tech (27-7)	9-16-1989
131 (4)	H - Western Carolina (21-10)	9-25-1982
124 (6)	A - NC State (43-22)	9-30-1995
122 (4)	H - Virginia Tech (35-0)	11-10-1945
110 (3)	H - Wake Forest (33-31)	11-21-1959
109 (4)	H - Florida State (20-24)	9-12-1992
107 (4)	A - Wake Forest (28-7)	9-24-1960
105 (2)	N1 - Virginia Tech (38-10)	12-3-2011
104 (3)	H - South Carolina (28-19)	11-21-1998

N1 - Charlotte, N.C.

INTERCEPTION RETURN YARDS BY OPPONENT

Yds (Int.)	Site - Opponent (Score CU-Opp.)	Date
166 (6)	H - Auburn (19-45)	11-21-1953
159 (4)	H - Duke (17-34)	10-18-1980
147 (3)	A - Georgia Tech (6-28)	11-15-2014
116 (3)	A - Georgia (16-20)	9-20-1980
108 (2)	A - NC State (35-34)	10-27-1984
93 (2)	N1 - South Florida (26-31)	12-31-2010
85 (1)	A - Wake Forest (17-45)	11-1-2003
83 (3)	H - Maryland (21-6)	11-11-1963
77 (5)	H - Duke (0-16)	10-20-1962
73 (3)	H - Maryland (0-19)	9-15-1979

N1 - Charlotte, N.C. (Meineke Car Care Bowl)

SINGLE-GAME TEAM BESTS

PUNT RETURN YARDS BY CLEMSON

Yds (PR)	Site - Opponent (Score CU-Opp.)	Date
227 (11)	H - Georgia Tech (33-12)	9-26-1987
172 (9)	H - Western Carolina (43-0)	9-5-1987
169 (7)	H - Maryland (40-7)	11-16-1991
167 (4)	H - Maryland (24-11)	10-31-1970
155 (8)	A - Wake Forest (24-7)	10-6-1962
140 (4)	H - Duquesne (42-0)	11-20-1948
136 (11)	A - George Washington (19-0)	10-31-1941
135 (5)	H - Middle Tennessee (37-14)	9-5-2009
134 (8)	H - Presbyterian College (53-6)	9-22-1951
130 (5)	H - Georgia Tech (28-31)	10-28-2000

PUNT RETURN YARDS BY OPPONENT

Yds (PR)	Site - Opponent (Score CU-Opp.)	Date
150 (5)	H - Florida State (28-35)	9-20-1997
147 (7)	A - Auburn (7-28)	11-29-1941
133 (7)	A - Wake Forest (6-19)	10-31-1942
129 (10)	H - Virginia Tech (0-37)	9-12-1998
126 (7)	A - Georgia Tech (0-51)	9-30-1944
126 (4)	H - Virginia Tech (23-41)	10-6-2007
124 (5)	N1 - California (13-37)	1-2-1992
116 (8)	A - Tennessee (7-26)	10-28-1944
116 (6)	A - Georgia (7-19)	10-10-1964
113 (3)	A - South Carolina (0-20)	10-25-1951
N1 - Orlando, Fla. (Citrus Bowl)		

KICKOFF RETURN YARDS BY CLEMSON

Yds (KOR)	Site - Opponent (Score CU-Opp.)	Date
286 (7)	A - Florida State (22-41)	9-25-2004
248 (7)	A - Maryland (56-45)	10-15-2011
219 (6)	A - Maryland (20-37)	11-10-2001
190 (10)	N2 - West Virginia (33-70)	1-4-2012
188 (9)	A - Tulane (13-54)	11-9-1946
188 (7)	N1 - Alabama (10-34)	8-30-2008
174 (4)	A - Georgia Tech (9-31)	10-7-1972
173 (7)	A - Miami (Fla.) (40-37^)	10-24-2009
171 (9)	A - Florida State (0-57)	9-11-1993
167 (3)	A - Duke (47-10)	11-3-2007
N1 - Atlanta, Ga.; N2 - Miami Gardens, Fla. (Orange Bowl)		

KICKOFF RETURN YARDS BY OPPONENT

Yds (KOR)	Site - Opponent (Score CU-Opp.)	Date
290 (10)	H - North Carolina (59-38)	10-22-2011
277 (8)	H - NC State (62-48)	11-17-2012
265 (11)	H - Central Michigan (70-14)	10-20-2007
240 (9)	N1 - Temple (63-9)	10-12-2006
231 (7)	H - Duke (49-17)	10-15-1988
220 (7)	A - NC State (42-20)	9-22-2007
216 (10)	A - Wake Forest (51-6)	11-4-1978
214 (6)	A - Virginia Tech (27-7)	9-16-1989
213 (5)	A - Boston College (33-34^^)	9-9-2006
207 (12)	H - Presbyterian College (66-0)	9-21-1957
N1 - Charlotte, N.C.		

SACKS BY CLEMSON

Sacks (Yds)	Site - Opponent (Score CU-Opp.)	Date
12 (70)	H - Furman (19-3)	9-7-1996
11 (84)	H - Utah State (35-6)	10-16-2004
10 (64)	H - Maryland (0-19)	9-15-1979
10 (59)	H - Duke (21-6)	10-17-1992
9 (47)	A - NC State (35-34)	10-27-1984
9 (58)	A - Wake Forest (24-6)	10-27-1990
8 (55)	H - NC State (39-10)	10-26-1985
8 (66)	H - Maryland (35-3)	11-2-1996
8 (56)	H - Duke (58-7)	11-6-1999
8 (55)	A - Duke (52-22)	9-30-2000

TACKLES FOR LOSS BY CLEMSON

TFL (Yds)	Site - Opponent (Score CU-Opp.)	Date
19 (77)	H - NC State (28-30)	10-24-1987
17 (66)	H - Duke (21-6)	10-17-1992
17 (68)	A - Miami (Fla.) (24-17)	10-6-2004
16 (89)	A - Virginia Tech (22-10)	9-12-1987
15 (51)	H - Maryland (40-7)	11-16-1991
15 (75)	H - Furman (19-3)	9-7-1996
15 (80)	H - Maryland (35-3)	11-2-1996
15 (91)	H - Utah State (35-6)	10-16-2004

PASS BREAKUPS BY CLEMSON

PBU	Site - Opponent (Score CU-Opp.)	Date
18	H - The Citadel (24-0)	10-4-1986
15	A - Duke (17-21)	9-30-1989
14	A - Virginia Tech (20-17)	9-14-1985
14	H - Duke (35-3)	10-18-1986
14	H - Virginia (34-20)	10-7-1989

CAUSED FUMBLES BY CLEMSON

CF	Site - Opponent (Score CU-Opp.)	Date
5	H - Central Florida (21-13)	9-1-2001
4	H - Maryland (0-19)	9-15-1979
4	A - Georgia (31-28)	9-20-1986
4	H - The Citadel (24-0)	10-4-1986
4	H - Long Beach State (59-0)	9-1-1990
4	H - Appalachian State (48-0)	9-22-1990
4	N1 - Duke (33-21)	11-30-1991
4	A - Virginia (6-9)	9-17-1994
4	H - Virginia (33-14)	9-11-1999
4	A - Wake Forest (27-17)	10-7-2006
N1 - Tokyo, Japan		

INTERCEPTIONS BY CLEMSON

Int. (Yds)	Site - Opponent (Score CU-Opp.)	Date
6 (82)	A - South Carolina (17-7)	11-27-1971
6 (124)	A - NC State (43-22)	9-30-1995
5 (51)	A - South Carolina (21-13)	10-24-1940
5 (21)	A - Texas Christian (10-14)	10-24-1964
5 (87)	H - Virginia (29-3)	10-31-1964
5 (28)	A - South Carolina (3-7)	11-23-1968
5 (29)	H - Virginia (37-21)	10-21-1972
5 (47)	H - Georgia (13-3)	9-19-1981
5 (22)	A - Georgia (23-26)	9-22-1984
5 (27)	A - Duke (17-21)	9-30-1989
5 (52)	H - North Carolina (17-10)	11-4-1995
5 (84)	H - NC State (26-20)	10-30-2004

VICTORY MARGIN BY CLEMSON

Margin	CU-Opp.	Site - Opponent	Date
+122	122-0	H - Guilford	10-5-1901
+94	94-0	A - Furman	9-25-1915
+76	76-0	H - Presbyterian College	9-22-1945
+75	75-0	H - Newberry	10-17-1930
+73	73-0	A - Georgia Tech	10-17-1903
+68	68-0	H - Newberry	9-21-1929
+66	66-0	H - Presbyterian College	9-21-1957
+66	73-7	H - SC State	9-6-2014
+65	65-0	H - Camp Sevier	9-27-1918
+64	64-0	H - Davidson	9-19-1900
+62	69-7	H - Presbyterian College	9-17-1949
+60	67-7	H - Furman	11-23-1918
+60	60-0	H - Elon	9-27-1924
+59	59-0	A - Samford	10-5-1912
+59	59-0	H - The Citadel	11-27-1954
+59	59-0	H - Long Beach State	9-1-1990
+58	82-24	H - Wake Forest	10-31-1981
+57	57-0	A - Furman	10-22-1914
+57	57-0	H - Newberry	10-7-1922
+56	70-14	H - Central Michigan	10-20-2007
+55	55-0	H - Bingham	10-20-1898
+55	57-2	H - Furman	11-18-1950
+55	58-3	H - The Citadel	9-16-1978
+55	55-0	A - Virginia	9-8-1984
+54	54-0	H - Presbyterian College	9-23-1950
+54	63-9	N1 - Temple	10-12-2006
+54	54-0	H - SC State	9-20-2008
+53	53-0	H - Erskine	9-27-1919
+53	53-0	H - Presbyterian College	11-25-1948
+53	56-3	A - Furman	11-28-1959
+53	62-9	H - Missouri	9-9-2000
+52	52-0	A - Mercer	11-17-1913
+52	52-0	H - Erskine	11-18-1922
+52	52-0	H - Erskine	10-19-1928
+51	51-0	A - South Carolina	11-1-1900
+51	58-7	H - Duke	11-6-1999
+51	51-0	H - Louisiana Tech	9-30-2006
N1 - Charlotte, N.C.			

VICTORY MARGIN BY OPPONENT

Margin	CU-Opp.	Site - Opponent	Date
+67	7-74	N1 - Alabama	11-14-1931
+57	0-57	A - Florida State	9-11-1993
+56	0-56	A - Auburn	10-19-1912
+56	0-56	A - Alabama	9-20-1975
+55	0-55	A - Georgia	11-25-1920
+53	13-66	H - Camp Hancock	11-9-1918
+51	0-51	A - Georgia Tech	9-30-1944
+51	0-51	A - Auburn	10-11-1969
+49	3-52	A - Oklahoma	9-30-1972
N1 - Montgomery, Ala.			

HOME VICTORY MARGIN BY CLEMSON

Margin	CU-Opp.	Opponent	Date
+122	122-0	Guilford	10-5-1901
+76	76-0	Presbyterian College	11-22-1945
+75	75-0	Newberry	10-17-1930
+68	68-0	Newberry	9-21-1929

+66	66-0	Presbyterian College	11-21-1957
+66	73-7	SC State	9-6-2014
+65	65-0	Camp Sevier	9-27-1918
+64	64-0	Davidson	10-19-1900
+62	69-7	Presbyterian College	9-17-1949
+60	67-7	Furman	11-23-1918
+60	60-0	Elon	9-27-1924

VICTORY MARGIN AT CLEMSON BY OPPONENT

Margin	CU-Opp.	Opponent	Date
+53	13-66	Camp Hancock	11-9-1918
+44	6-50	Virginia Tech	11-1-1924
+44	0-44	Auburn	10-10-1970
+42	0-42	Florida	11-7-1925
+41	0-41	Georgia	9-18-1976
+38	7-45	NC State	10-25-1975
+37	0-37	Virginia Tech	9-12-1998
+37	14-51	Florida State	10-19-2013
+36	7-43	Florida State	11-1-1975
+35	7-42	North Carolina	11-14-1970
+35	3-38	North Carolina	10-20-2001

MEMORIAL STADIUM VICTORY MARGIN BY CLEMSON

Margin	CU-Opp.	Opponent	Date
+76	76-0	Presbyterian College	11-22-1945
+66	66-0	Presbyterian College	11-21-1957
+66	73-7	SC State	9-6-2014
+62	69-7	Presbyterian College	9-17-1949
+59	59-0	The Citadel	11-27-1954
+59	59-0	Long Beach State	9-1-1990
+58	82-24	Wake Forest	10-31-1981
+56	70-14	Central Michigan	10-20-2007
+55	57-2	Furman	11-18-1950
+55	58-3	The Citadel	9-16-1978

MEMORIAL STADIUM VICTORY MARGIN BY OPPONENT

Margin	CU-Opp.	Opponent	Date
+44	0-44	Auburn	10-10-1970
+41	0-41	Georgia	9-18-1976
+38	7-45	NC State	10-25-1975
+37	0-37	Virginia Tech	9-12-1998
+37	14-51	Florida State	10-19-2013
+36	7-43	Florida State	11-1-1975
+35	7-42	North Carolina	11-14-1970
+35	3-38	North Carolina	10-20-2001

ROAD/NEUTRAL VICTORY MARGIN BY CLEMSON

Margin	CU-Opp.	Site - Opponent	Date
+94	94-0	A - Furman	9-25-1915
+73	73-0	A - Georgia Tech	10-17-1903
+59	59-0	A - Samford	10-5-1912
+57	57-0	A - Furman	10-22-1914
+55	55-0	A - Virginia	9-8-1984
+54	63-9	N1 - Temple	10-12-2006
+53	56-3	A - Furman	11-28-1959
+52	52-0	A - Mercer	11-17-1913
+51	51-0	A - South Carolina	11-1-1900
N1 - Charlotte, N.C.			

ROAD/NEUTRAL VICTORY MARGIN BY OPPONENT

Margin	CU-Opp.	Site - Opponent	Date
+67	7-74	A - Alabama	11-14-1931
+57	0-57	A - Florida State	9-11-1993
+56	0-56	A - Auburn	10-19-1912
+56	0-56	A - Alabama	9-20-1975
+55	0-55	A - Georgia	11-25-1920
+51	0-51	A - Georgia Tech	9-30-1944
+51	0-51	A - Auburn	10-11-1969

ACC VICTORY MARGIN BY CLEMSON

Margin	CU-Opp.	Site - Opponent	Date
+58	82-24	H - Wake Forest	10-31-1981
+55	55-0	A - Virginia	9-8-1984
+51	58-7	H - Duke	11-6-1999
+49	56-7	H - Wake Forest	9-28-2013
+49	59-10	A - Virginia	11-2-2013
+48	48-0	A - Virginia	10-9-1982
+48	55-7	H - Wake Forest	9-16-2000
+47	47-0	A - Virginia	9-26-1959
+45	51-6	A - Wake Forest	11-4-1978
+45	52-7	H - North Carolina	9-23-2006

ACC VICTORY MARGIN BY OPPONENT

Margin	CU-Opp.	Site - Opponent	Date
+57	0-57	A - Florida State	9-11-1993
+48	0-48	A - Florida State	10-17-1998
+47	7-54	A - Florida State	11-4-2000
+45	0-45	A - North Carolina	8-31-1996
+38	7-45	H - NC State	10-25-1975
+37	14-51	H - Florida State	10-19-2013



SINGLE-GAME TEAM BESTS

POINTS BY CLEMSON

Pts	CU-Opp.	Site - Opponent	Date
122	122-0	H - Guilford	10-5-1901
94	94-0	A - Furman	9-25-1915
82	82-24	H - Wake Forest	10-31-1981
76	76-0	H - Presbyterian College	11-22-1945
75	75-0	H - Newberry	10-17-1930
73	73-0	A - Georgia Tech	10-17-1903
73	73-7	H - SC State	9-6-2014
70	70-14	H - Central Michigan	10-20-2007
69	69-7	H - Presbyterian College	9-17-1949
68	68-0	H - Newberry	9-21-1929
67	67-7	H - Furman	11-23-1918
66	66-0	H - Presbyterian College	11-21-1957
65	65-0	H - Camp Sevier	9-27-1918
64	64-0	H - Davidson	10-19-1900
63	63-17	A - South Carolina	11-22-2003
63	63-9	N1 - Temple	10-12-2006
62	62-9	H - Missouri	9-9-2000
62	62-48	H - NC State	11-17-2012
60	60-0	H - Elon	9-27-1924
59	59-0	A - Samford	10-5-1912
59	59-0	H - The Citadel	11-27-1954
59	59-0	H - Long Beach State	9-1-1990
59	59-31	H - Duke	12-1-2001
59	59-38	H - North Carolina	10-22-2011
59	59-10	A - Virginia	11-2-2013
58	58-3	H - The Citadel	9-16-1978
58	58-7	H - Duke	11-6-1999
58	58-21	H - Presbyterian College	9-11-2010
57	57-0	A - Furman	10-22-1914
57	57-0	H - Newberry	10-7-1922
57	57-12	H - Virginia Military	11-11-1944
57	57-2	H - Furman	11-18-1950
56	56-3	A - Furman	11-28-1959
56	56-45	A - Maryland	10-15-2011
56	56-20	A - Duke	11-3-2012
56	56-7	H - Wake Forest	9-28-2013
55	55-0	H - Bingham	10-20-1898
55	55-7	N2 - Florida	11-17-1917
55	55-0	A - Virginia	9-8-1984
55	55-9	H - Western Carolina	9-2-1995
55	55-7	H - Wake Forest	9-16-2000
55	55-31	H - Georgia Tech	11-14-2013
54	54-0	H - Presbyterian College	9-23-1950
54	54-32	H - North Carolina	11-9-1974
54	54-21	H - Duke	10-20-1984
54	54-6	H - Florida Atlantic	9-2-2006
54	54-0	H - SC State	9-20-2008
53	53-0	H - Erskine	9-27-1919
53	53-0	H - Presbyterian College	11-25-1948
53	53-20	H - Duquesne	11-4-1950
53	53-6	H - Presbyterian College	11-22-1951
53	53-13	H - Presbyterian College	11-20-1952
52	52-14	H - The Citadel	10-26-1912
52	52-0	A - Mercer	11-17-1913
52	52-0	H - Erskine	11-18-1922
52	52-0	H - Erskine	10-19-1928
52	52-27	H - Maryland	11-12-1983
52	52-22	A - Duke	9-30-2000
52	52-7	H - North Carolina	9-23-2006
52	52-27	H - Ball State	9-8-2012
52	52-13	H - SC State	9-7-2013
52	52-6	H - The Citadel	11-23-2013
51	51-0	A - South Carolina	11-1-1900
51	51-0	H - Louisiana Tech	9-30-2006
50	50-35	H - North Carolina	9-27-2014

N1 - Charlotte, N.C.; N2 - Jacksonville, Fla.

POINTS BY OPPONENT

Pts	CU-Opp.	Site - Opponent	Date
74	7-74	N1 - Alabama	11-14-1931
70	33-70	N3 - West Virginia	1-4-2012
66	13-66	H - Camp Hancock	11-9-1918
57	0-57	A - Florida State	9-11-1993
56	0-56	A - Auburn	10-14-1921
56	0-56	A - Alabama	9-20-1975
56	20-56	A - South Carolina	11-22-1975
55	0-55	A - Georgia	11-25-1920
55	15-55	N2 - Texas Tech	12-23-2002
54	7-54	A - Florida State	11-4-2000
54	13-54	A - Tulane	11-9-1946
54	13-54	A - Florida	10-11-1952
53	23-53	A - Maryland	11-14-1992
52	3-52	A - Oklahoma	9-30-1972
51	0-51	A - Georgia Tech	9-30-1944
51	0-51	A - Auburn	10-11-1969
51	14-51	H - Florida State	10-19-2013
50	6-50	H - Virginia Tech	11-1-1924

N1 - Montgomery, Ala.; N2 - Orlando, Fla. (Tangerine Bowl); N3 - Miami Gardens, Fla. (Orange Bowl)

POINTS BY BOTH TEAMS

Pts	CU-Opp.	Site - Opponent	Date
122	122-0	H - Guilford	10-5-1901
110	62-48	H - NC State	11-17-2012
106	82-24	H - Wake Forest	10-31-1981
103	33-70	N1 - West Virginia	1-4-2012
101	56-45	A - Maryland	10-15-2011
97	59-38	H - North Carolina	10-22-2011
94	94-0	A - Furman	9-25-1915
91	47-44	A - Georgia Tech	9-29-2001
90	59-31	H - Duke	12-1-2001
87	42-45	A - Georgia Tech	11-13-1999

N1 - Miami Gardens, Fla. (Orange Bowl)

POINTS IN ROAD/NEUTRAL GAME BY CLEMSON

Pts	CU-Opp.	Site - Opponent	Date
94	94-0	A - Furman	9-25-1915
73	73-0	A - Georgia Tech	10-17-1903
63	63-17	A - South Carolina	11-22-2003
63	63-9	N1 - Temple	10-12-2006
59	59-0	A - Samford	10-5-1912
59	59-10	A - Virginia	11-2-2013
57	57-0	A - Furman	10-22-1914
56	56-3	A - Furman	11-28-1959
56	56-45	A - Maryland	10-15-2011
56	56-20	A - Duke	11-3-2012

N1 - Charlotte, N.C.

POINTS IN ROAD/NEUTRAL GAME BY OPPONENT

Pts	CU-Opp.	Site - Opponent	Date
74	7-74	N1 - Alabama	11-14-1931
70	33-70	N3 - West Virginia	1-4-2012
57	0-57	A - Florida State	9-11-1993
56	0-56	A - Auburn	10-14-1921
56	0-56	A - Alabama	9-20-1975
56	20-56	A - South Carolina	11-22-1975
55	0-55	A - Georgia	11-25-1920
55	15-55	N2 - Texas Tech	12-23-2002
54	13-54	A - Tulane	11-9-1946
54	13-54	A - Florida	10-11-1952
54	7-54	A - Florida State	11-4-2000

N1 - Montgomery, Ala.; N2 - Orlando, Fla. (Tangerine Bowl); N3 - Miami Gardens, Fla. (Orange Bowl)

POINTS IN ACC GAME BY CLEMSON

Pts	CU-Opp.	Site - Opponent	Date
82	82-24	H - Wake Forest	10-31-1981
62	62-48	H - N.C. State	11-17-2012
59	59-31	H - Duke	12-1-2001
59	59-38	H - North Carolina	10-22-2011
59	59-10	A - Virginia	11-2-2013
58	58-7	H - Duke	11-6-1999
56	56-45	A - Maryland	10-15-2011
56	56-20	A - Duke	11-3-2012
56	56-7	H - Wake Forest	9-28-2013
55	55-0	A - Virginia	9-8-1984
55	55-7	H - Wake Forest	9-16-2000
55	55-31	H - Georgia Tech	11-14-2013

POINTS IN ACC GAME BY OPPONENT

Pts	CU-Opp.	Site - Opponent	Date
57	0-57	A - Florida State	9-11-1993
54	7-54	A - Florida State	11-4-2000
53	23-53	A - Maryland	11-14-1992
51	14-51	H - Florida State	10-19-2013
49	37-49	A - Florida State	9-22-2012
48	0-48	A - Florida State	10-17-1998
48	31-48	A - Florida State	10-3-2002
48	62-48	H - NC State	11-17-2012
46	39-46	A - NC State	10-31-1998
45	7-45	H - NC State	10-25-1975
45	26-45	H - Florida State	9-9-1995
45	0-45	A - North Carolina	8-31-1996
45	42-45	A - Georgia Tech	11-13-1999
45	56-45	A - Maryland	10-15-2011

POINTS AT HOME BY CLEMSON

Pts	CU-Opp.	Opponent	Date
122	122-0	Guilford	10-5-1901
82	82-24	Wake Forest	10-31-1981
76	76-0	Presbyterian College	11-22-1945
75	75-0	Newberry	10-17-1930
73	73-7	SC State	9-6-2014
70	70-14	Central Michigan	10-20-2007
69	69-7	Presbyterian College	9-17-1949
68	68-0	Newberry	9-21-1929
67	67-7	Furman	11-23-1918
66	66-0	Presbyterian College	11-21-1957

POINTS AT MEMORIAL STADIUM BY CLEMSON

Pts	CU-Opp.	Opponent	Date
82	82-24	Wake Forest	10-31-1981
76	76-0	Presbyterian College	11-22-1945
73	73-7	SC State	9-6-2014
70	70-14	Central Michigan	10-20-2007
69	69-7	Presbyterian College	9-17-1949
66	66-0	Presbyterian College	11-21-1957
62	62-9	Missouri	9-9-2000
62	62-48	NC State	11-17-2012
59	59-0	The Citadel	11-27-1954
59	59-0	Long Beach State	9-1-1990
59	59-31	Duke	12-1-2001
59	59-38	North Carolina	10-22-2011


POINTS AT CLEMSON BY OPPONENT

Pts	CU-Opp.	Opponent	Date
66	13-66	Camp Hancock	11-9-1918
51	14-51	Florida State	10-19-2013
50	6-50	Virginia Tech	11-1-1924
48	62-48	NC State	11-17-2012
46	39-46	NC State	10-31-1998
45	19-45	Auburn	11-21-1953
45	7-45	NC State	10-25-1975
45	26-45	Florida State	9-9-1995
44	0-44	Auburn	10-10-1970

POINTS AT MEMORIAL STADIUM BY OPPONENT

Pts	CU-Opp.	Opponent	Date
51	14-51	Florida State	10-19-2013
48	62-48	NC State	11-17-2012
46	39-46	NC State	10-31-1998
45	19-45	Auburn	11-21-1953
45	7-45	NC State	10-25-1975
45	26-45	Florida State	9-9-1995
44	0-44	Auburn	10-10-1970
43	7-43	Florida State	11-1-1975
42	7-42	North Carolina	11-14-1970
41	12-41	Wake Forest	10-30-1943
41	0-41	Georgia	9-18-1976
41	27-41	Florida State	11-3-2001
41	23-41	Virginia Tech	10-6-2007

^ - one overtime



SAMMY WATKINS AND THE TIGERS POSTED 56 POINTS AT MARYLAND IN 2011, ONE OF THE TOP FIGURES IN SCHOOL HISTORY AGAINST AN ACC TEAM.

OFFENSIVE TEAM SEASON BESTS

WINS

1.	1981	12-0
2.	1948	11-0
	1978	11-1
	2012	11-2
	2013	11-2
6.	1987	10-2
	1988	10-2
	1989	10-2
	1990	10-2
	2011	10-4
	2014	10-3

WINNING PERCENTAGE

1.	1981	12-0	100.0
	1948	11-0	100.0
	1900	6-0	100.0
4.	1950	9-0-1	95.0
5.	1978	11-1	91.7
6.	1939	9-1	90.0
7.	1982	9-1-1	86.4
	1983	9-1-1	86.4

Note: Minimum six games.

PLAYS

1.	2012	1062
2.	2011	1055
3.	2013	1037
4.	2014	990
5.	2007	963
6.	2003	954
7.	1978	946
8.	2000	931
9.	1999	920
	2002	920

PLAYS PER GAME

1.	2012	81.7
2.	2013	79.8
3.	1978	78.8
4.	2000	77.6
5.	1999	76.7
6.	1991	76.5
7.	1986	76.4
8.	2014	76.2
9.	2001	76.1

YARDS PER PLAY

1.	2006	6.50
2.	2013	6.36
3.	2012	6.28
4.	1950	6.16
5.	2011	5.85
6.	2003	5.73
7.	2009	5.73
8.	2001	5.68
9.	2000	5.63

YARDS

1.	2012	6665
2.	2013	6600
3.	2011	6171
4.	2003	5467
5.	2006	5342
6.	2014	5308
7.	2000	5242
	2007	5242
9.	2001	5184

YARDS PER GAME

1.	2012	512.7
2.	2013	507.7
3.	2011	440.8
4.	2000	436.8
5.	2001	432.0
6.	1978	427.8
7.	2003	420.5
8.	2006	410.9
9.	2014	408.3

CARRIES

1.	1978	741
2.	1979	725
3.	1981	705
	1986	705
5.	1989	678
6.	1988	673
7.	1990	667

CARRIES PER GAME

1.	1978	61.8
2.	1979	60.4
3.	1981	58.8
	1986	58.8
5.	1963	56.5
	1989	56.5
7.	1982	56.2

RUSHING YARDS

1.	1978	3469
2.	1986	3245
3.	1988	3241
4.	1991	3019
5.	1981	2977
6.	1987	2972
7.	1990	2956
8.	1995	2945
9.	1989	2841

YARDS PER CARRY

1.	2006	5.72
2.	1950	5.25
3.	1941	5.07
4.	1992	4.88
5.	1988	4.82
6.	2009	4.81
7.	1949	4.79
8.	1978	4.68
9.	1983	4.68

RUSH YARDS PER GAME

1.	1978	289.1
2.	1986	270.4
3.	1988	270.1
4.	1950	264.8
5.	1992	257.1
6.	1991	251.6
7.	1983	250.2

COMPLETIONS

1.	2013	341
2.	2012	318
3.	2011	311
4.	2003	300
5.	2007	295
6.	2014	292
7.	2002	268
8.	1999	252
9.	2005	248
	2008	248

COMPLETIONS PER GAME

1.	2013	26.2
2.	2012	24.5
3.	2003	23.1
4.	2007	22.7
5.	2014	22.5
6.	2011	22.2
7.	1999	21.0
8.	2005	20.7
9.	2002	20.6

PASS ATTEMPTS

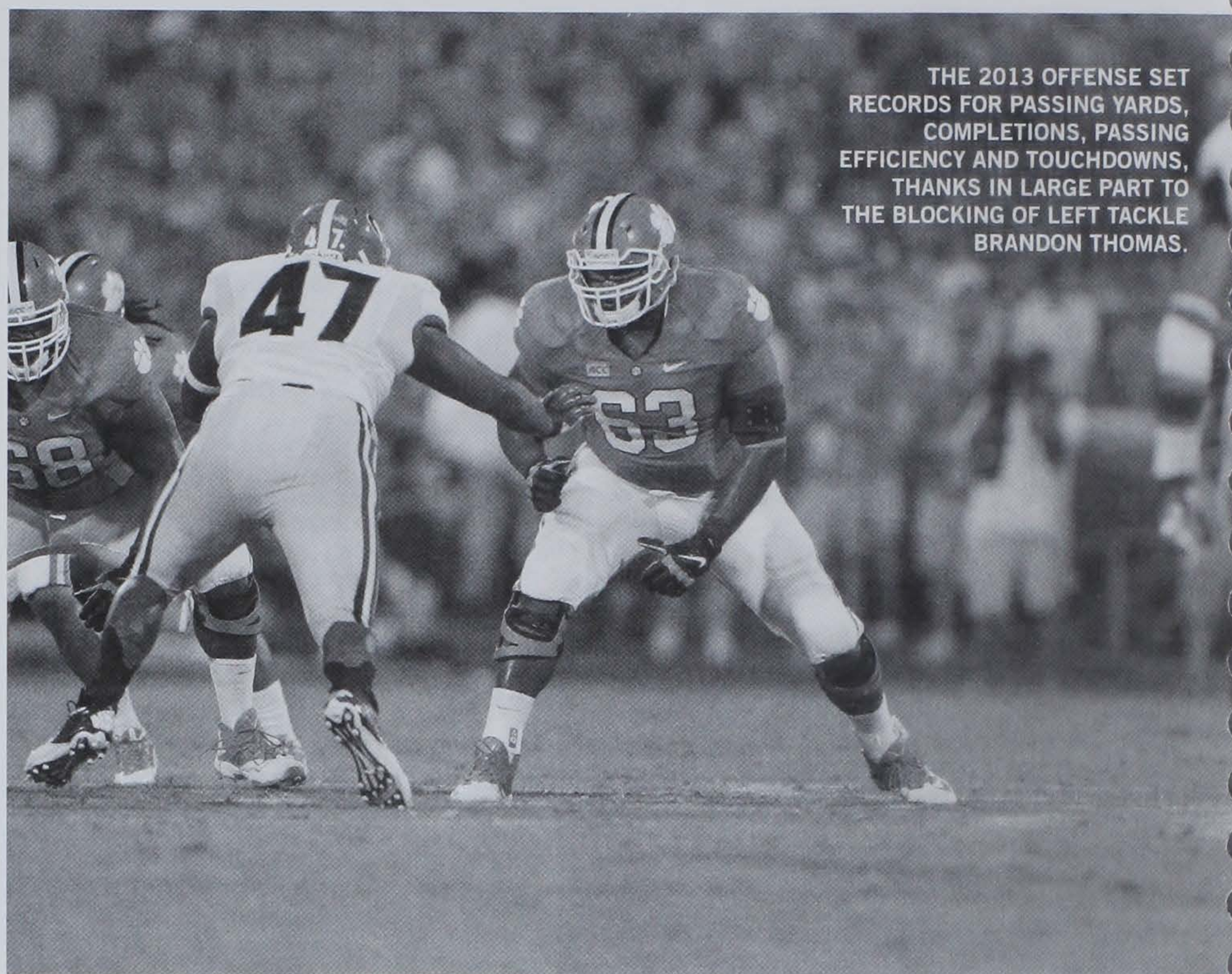
1.	2011	525
2.	2013	493
3.	2003	490
4.	2012	474
5.	2002	462
6.	2007	455
7.	2014	451
8.	1999	423
9.	2010	409

PASS ATTEMPTS PER GAME

1.	2013	37.9
2.	2003	37.7
3.	2011	37.5
4.	2012	36.5
5.	2002	35.5
6.	1999	35.3
7.	2007	35.0
8.	2014	34.7
9.	2001	32.9

PASSING YARDS

1.	2013	4330
2.	2012	4181
3.	2011	3952



THE 2013 OFFENSE SET RECORDS FOR PASSING YARDS, COMPLETIONS, PASSING EFFICIENCY AND TOUCHDOWNS, THANKS IN LARGE PART TO THE BLOCKING OF LEFT TACKLE BRANDON THOMAS.

4.	2003	3687
5.	2014	3404
6.	2002	3157
7.	2007	3147
8.	1999	3019
9.	2001	2884

PASS YARDS PER GAME

1.	2013	333.1
2.	2012	321.6
3.	2003	283.6
4.	2011	282.3
5.	2014	261.8
6.	1999	251.6
7.	2002	242.8
8.	2007	242.1
9.	2001	240.3

COMPLETION PERCENTAGE

1.	2013	69.2
2.	2012	67.1
3.	2005	65.8
4.	2007	64.8
5.	2014	64.7
6.	2008	62.0
7.	2003	61.2
8.	2006	60.6
9.	1997	60.5

PASS EFFICIENCY

1.	2013	164.2
2.	2012	163.1
3.	1950	148.0
4.	2007	142.1
5.	1989	139.8
6.	2014	139.7
7.	2011	138.6
8.	2006	136.5
9.	2005	134.7

INTERCEPTION AVOIDANCE

1.	2007	.0132
2.	1988	.0199
3.	1992	.0205
4.	2011	.0229
5.	1990	.0233
6.	2013	.0243
7.	1978	.0244
8.	2005	.0265
9.	2003	.0265

TOUCHDOWNS

1.	2013	69
2.	2012	68
3.	2011	58
4.	2000	55
	2006	55
6.	2009	54
7.	2007	51
8.	2001	49
9.	1950	48
	2014	48

POINTS

1.	2012	533
2.	2013	522
3.	2011	470
4.	2009	436
5.	2007	430
6.	2006	425
7.	2000	416
8.	2014	401
9.	2001	369

POINTS PER GAME

1.	2012	41.0
2.	2013	40.2
3.	2000	34.7
4.	1950	34.4
5.	2011	33.6
6.	2007	33.1
7.	2006	32.7
8.	1984	31.5
9.	2009	31.1

SCORING MARGIN

1.	1900	+35.3
2.	1901	+30.4
3.	1950	+26.7
4.	1903	+24.2
5.	1898	+22.5
6.	1978	+19.8
7.	1981	+19.4
8.	1989	+19.2
9.	1990	+18.7

PUNTING AVERAGE

1.	1984	44.0
2.	1990	43.7
3.	1983	43.3
4.	1979	43.0
5.	1948	42.7

	1989	42.7
7.	2010	42.5
8.	2014	42.4
9.	1981	42.1

NET PUNTING AVERAGE

1.	1984	42.7
2.	2010	40.5
3.	1983	40.3
4.	2014	40.2
5.	1981	39.5
6.	1989	39.3
7.	1979	39.0
8.	2006	38.6
9.	1990	38.3

PUNT RETURN AVERAGE

1.	1948	17.1
2.	1954	16.3
3.	1961	15.9
4.	2000	15.0
5.	1970	14.9
6.	2009	14.4
7.	1938	14.2
8.	1987	13.6
9.	1993	12.9

KICKOFF RETURN AVERAGE

1.	2003	27.7
2.	2004	27.1
3.	2006	25.4
4.	2002	24.3
5.	2007	23.9
6.	1997	23.9
7.	1959	23.9
8.	2009	23.8
9.	1968	23.4

FIRST DOWNS

1.	2012	341
2.	2013	327
3.	2011	315
4.	2003	303
5.	2007	293
6.	2001	282
7.	1978	273
	2000	273
9.	2014	267

FIRST DOWNS PER GAME

1.	2012	26.2
----	------	------

2.	2013	25.2
3.	2001	23.5
4.	2003	23.3
5.	2000	22.8
6.	1978	22.8
7.	2007	22.5
8.	2011	22.5
9.	1999	21.8

FEWEST TURNOVERS

1.	1940	8
2.	1938	10
3.	1994	12
	2007	12
5.	1988	13
	1989	13
7.	2005	15
8.	1990	17
	1996	17

FEWEST TURNOVERS PER GAME

1.	1940	0.88
2.	2007	0.92
3.	1988	1.08
	1989	1.08
5.	1994	1.09
6.	1938	1.11
7.	2005	1.36
8.	2014	1.38
9.	1990	1.42
	1996	1.42

TURNOVER MARGIN

1.	1988	+21
2.	1940	+19
3.	1978	+17
	1981	+17
	1990	+17
	1994	+17
7.	1950	+16
8.	1989	+15

TURNOVER MARGIN PER GAME

1.	1940	+2.11
2.	1988	+1.75
3.	1950	+1.60
4.	1990	+1.42
	1994	+1.42
6.	1978	+1.42
	1981	+1.42
8.	1943	+1.37

DEFENSIVE TEAM SEASON BESTS

PLAYS		
1.	1943	462
2.	1940	468
3.	1941	487
4.	1946	489
5.	1938	491
6.	1953	518
7.	1939	519
	1944	519

PLAYS PER GAME		
1.	1939	51.9
2.	1940	52.0
3.	1954	52.8
4.	1945	53.3
5.	1941	54.1
6.	1946	54.3
7.	1963	54.4

YARDS PER PLAY		
1.	1939	3.03
2.	1954	3.34
3.	1963	3.40
4.	1990	3.52
5.	1940	3.53
6.	1959	3.53
7.	1938	3.55

YARDS PER GAME		
1.	1939	157.5
2.	1954	176.1
3.	1948	177.2
4.	1940	183.6
5.	1963	184.7
6.	1945	193.2
7.	1938	193.3

CARRIES		
1.	1941	334
2.	1946	336
3.	1940	339
4.	1963	344
5.	1943	349
6.	1950	354
7.	1945	364

CARRIES PER GAME		
1.	1986	32.8
2.	1990	33.5

1.	1991	33.5
4.	2008	34.1
5.	1963	34.4
6.	1995	34.6
7.	1987	34.7
8.	2007	34.8

RUSHING YARDS		
1.	1991	733
2.	1990	848
3.	1941	904
4.	1987	912
5.	1963	931
6.	1954	969
7.	1997	970
8.	1982	1068

RUSH YARDS PER GAME		
1.	1991	61.1
2.	1990	70.9
3.	1987	82.6
4.	1997	88.2
5.	1963	93.1
6.	1989	96.9
7.	1954	96.9

YARDS PER CARRY		
1.	1991	1.82
2.	1990	2.11
3.	1987	2.42
4.	1954	2.50
5.	1981	2.54
6.	1982	2.67
7.	1997	2.68

COMPLETIONS		
1.	1939	32
2.	1938	39
3.	1940	46
4.	1956	48
5.	1942	49
	1955	49
	1957	49

COMPLETIONS PER GAME		
1.	1939	3.2
2.	1938	4.3
3.	1956	4.4
4.	1942	4.9

OVERTIME GAMES (6-6)						
Date	Opponent	Site	W-L	Score	OT	Deciding Play
11-8-97	Duke	H	W	29-20	1	*Rahim Abdullah 63 interception return
9-29-01	Georgia Tech	A	W	47-44	1	*Woodrow Dantzler 11 run
10-11-03	Virginia	H	W	30-27	1	*Kevin Youngblood 4 pass from Charlie Whitehurst
9-4-04	Wake Forest	H	W	37-30	2	Kyle Browning 11 pass from Charlie Whitehurst
11-6-04	Miami (Fla.)	A	W	24-17	1	Reggie Merriweather 2 run
9-17-05	Miami (Fla.)	H	L	30-36	3	Tyrone Moss 25 run
9-24-05	Boston College	H	L	13-16	1	*Brian Toal 1 run
9-9-06	Boston College	A	L	33-34	2	L.V. Whitworth 6 run, *Ryan Ohliger extra point
12-31-07	Auburn	N1	L	20-23	1	*Kodi Burns 7 run
10-24-09	Miami (Fla.)	A	W	40-37	1	*Jacoby Ford 26 pass from Kyle Parker
9-18-10	Auburn	A	L	24-27	1	Wes Byrum 39 FG
9-20-14	Florida State	A	L	17-23	1	*Karlos Williams 12 run

* - score ended game; N1 - Atlanta, Ga.; Note: Home games in bold.

1.	1955	4.9
	1957	4.9
7.	1940	5.1

PASS ATTEMPTS		
1.	1938	105
2.	1939	109
3.	1944	109
4.	1943	113
5.	1956	124
6.	1940	129
	1957	129

PASS ATTEMPTS PER GAME		
1.	1939	10.9
2.	1959	11.3
3.	1938	11.7
4.	1944	12.1
5.	1975	12.5
6.	1957	12.9
7.	1955	13.4

PASSING YARDS		
1.	1939	449
2.	1956	526
3.	1938	531
4.	1940	558
5.	1957	597
6.	1942	724
7.	1954	792

PASS YARDS PER GAME		
1.	1938	33.0
2.	1939	44.9
3.	1956	52.6
4.	1957	59.7
5.	1950	62.0
6.	1944	71.0
7.	1942	72.4

COMPLETION PERCENTAGE		
1.	1939	29.4
2.	1951	34.7
3.	1945	35.5
4.	1940	35.7
	1953	35.7
6.	1944	36.7
7.	1955	37.0

PASS EFFICIENCY		
1.	1956	55.0
2.	1950	70.2
3.	1964	76.7
4.	1952	81.0
5.	1978	81.7
6.	1981	81.9
7.	1971	86.6
8.	1990	87.0

INTERCEPTIONS		
1.	1951	25
2.	1978	24
3.	1981	23

4.	1995	22
5.	1948	21
	1977	21
	1989	21
	2002	21
	2009	21

INTERCEPTIONS PER GAME		
1.	1951	2.27
2.	1940	2.11
3.	1978	2.00
4.	1981	1.91
5.	1948	1.91
6.	1945	1.90
	1964	1.90

INTERCEPTION RETURN YARDS		
1.	2008	368
2.	1951	361
3.	1959	349
4.	1970	344
5.	2009	342
6.	1978	327
7.	1987	318
8.	2000	296


TOUCHDOWNS ALLOWED		
1.	1939	6
2.	1940	8
3.	1950	9
4.	1956	11
	1979	11

	1981	11
	1990	11
8.	1967	15

POINTS ALLOWED PER GAME		
1.	1939	4.5
2.	1938	6.2
	1950	6.2
4.	1948	6.9
5.	1945	7.3
6.	1956	7.4
7.	1957	7.8

TURNOVERS FORCED		
1.	1981	41
2.	1978	38
	1983	38
	1989	38
5.	1973	37
6.	1950	35
	1977	35
	1982	35

TURNOVERS FORCED PER GAME		
1.	1943	4.00
2.	1952	3.56
3.	1950	3.50
4.	1983	3.45
5.	1981	3.42
6.	1945	3.40
	1964	3.40
	1968	3.40



THE 2009 DEFENSE ACCOUNTED FOR 342 RETURN YARDS OFF OF INTERCEPTIONS. DeANDRE McDANIEL PLAYED A BIG ROLE WITH A TEAM-LEADING EIGHT INTERCEPTIONS.

LONG PLAYS

PLAYS/RETURNS BY CLEMSON

Yds	Player(s)	Type	Site - Opp. (Score CU-Opp.)	Date
108	Richie Luzzi	MFG	A - Georgia (13-31)	9-28-1968
102	Don Kelley	INT	H - Duke (10-21)	10-24-1970
100	John Maxwell	KOR	N2 - Cumberland (11-11)	11-26-1903
100	Derrick Hamilton	KOR	A - Maryland (20-37)	11-10-2001
100	Derrick Hamilton	KOR	H - North Carolina (36-28)	10-25-2003
99	Bill Mathis	KOR	A - Georgia Tech (6-16)	10-3-1959
98	Hal Davis	KOR	H - Georgia (16-24)	10-13-1962
98	Doug Thomas	KOR	H - Long Beach St. (59-0)	9-1-1990
98	Doug Thomas	KOR	N3 - Maryland (18-17)	9-15-1990
97	Mark Feller to Craig Brantley	Pass	H - Virginia (28-9)	11-16-1974
97	Justin Miller	KOR	A - Florida State (22-41)	9-25-2004
96	C.J. Spiller	KOR	N4 - Alabama (10-34)	8-30-2008
96	C.J. Spiller	KOR	H - Middle Tennessee (37-14)	9-5-2009
96	Tajh Boyd to Sammy Watkins	Pass	A - Virginia (59-10)	11-2-2013
95	Joe Henderson	KOR	H - Georgia Tech (33-12)	6-26-1987
94	Rex Varn	INT	A - NC State (33-10)	10-28-1978
94	Jacoby Ford	KOR	H - Louisiana Tech (51-0)	9-30-2006
93	Rex Varn	INT	H - Maryland (14-21)	9-10-1977
93	Antwan Edwards	FR	A - Virginia (18-20)	9-19-1998
92	Jacoby Ford	PR	H - Florida Atlantic (54-6)	9-2-2006
92	C.J. Spiller	KOR	A - Maryland (21-24)	10-3-2009
91	Mike Barber	FR	H - Chattanooga (54-3)	10-3-1992
91	Tajh Boyd to Sammy Watkins	Pass	A - Syracuse (49-14)	10-5-2013
90	Shad Bryant	PR	N1 - George Washington (7-7)	10-8-1938
90	Banks McFadden	Run	H - Presbyterian College (18-0)	9-23-1939
90	Bobby Gage	PR	H - NC State (6-0)	10-2-1948
90	Jimmy Quarles	INT	A - Rice (20-14)	9-29-1951
90	Buck George	Run	A - Furman (32-14)	11-17-1951
90	C.J. Spiller	KOR	H - Wake Forest (44-10)	11-10-2007
90	C.J. Spiller	KOR	A - Miami (Fla.) (40-37)	10-24-2009
89	Bobby Gage	KOR	A - Duquesne (34-13)	11-15-1947
89	Wesley McFadden	Run	A - Virginia Tech (22-10)	9-12-1987
89	Darnell Stephens	PR	H - Maryland (40-7)	11-16-1991
89	Derrick Witherspoon	Run	H - Maryland (29-0)	10-30-1993
89	Sammy Watkins	KOR	A - Maryland (56-45)	10-15-2011
88	Bobby Gage	Run	H - Presbyterian College (76-0)	9-22-1945
88	Mack Matthews	PR	A - Wake Forest (24-7)	10-6-1962
88	Terrence Flagler	Run	A - Wake Forest (28-20)	11-1-1986
88	Brian Mance	PR	H - Georgia Tech (28-31)	10-28-2000
88	C.J. Spiller	KOR	A - South Carolina (17-34)	11-28-2009
87	Billy Hair	Run	H - Furman (57-2)	11-18-1950
87	Steve Fuller to Jerry Butler	Pass	A - Maryland (28-24)	11-18-1978
87	Andre Ellington	KOR	H - Maryland (31-7)	10-16-2010
86	Justin Miller	KOR	A - Florida State (22-41)	9-25-2004
85	Don Kelley	PR	A - Maryland (24-11)	10-31-1970
85n	Antwan Edwards	KOR	A - Virginia (18-20)	9-19-1998

N1 - Charlotte, N.C.; N2 - Montgomery, Ala.; N3 - Baltimore, Md.; N4 - Atlanta, Ga.

PLAYS/RETURNS BY OPPONENT

Yds	Player(s)	Type	Site - Opp. (Score CU-Opp.)	Date
100	Larry Fallen	KOR	H - Virginia Tech (38-7)	10-7-1978
100	Victor Harris	KOR	H - Virginia Tech (23-41)	10-6-2007
100	T.J. Thorpe	KOR	H - North Carolina (59-38)	10-22-2011
100	Todd Gurley	KOR	A - Georgia (21-45)	8-30-2014
99	Darrell Blackman	KOR	A - NC State (42-20)	9-22-2007
99	Darwin Cook	FR	N2 - West Virginia (33-70)	1-4-2012
98	Doug Kotar	KOR	H - Kentucky (10-13)	9-11-1971
98	Steve Atkins	Run	A - Maryland (28-24)	11-18-1978
98n	Scott Woerner	INT	A - Georgia (16-20)	9-20-1980
98	Chris Weinke to Marvin Minnis	Pass	A - Florida State (7-54)	11-4-2000
97	Dick Christy	KOR	H - NC State (7-13)	10-5-1957
97	Gene Washington	KOR	A - Georgia (14-31)	9-22-1973
97	Leon Washington	KOR	A - Florida State (31-48)	10-3-2002
96	Quinton McCracken	KOR	H - Duke (49-17)	10-15-1988
96	Jeff Smith	KOR	A - Boston College (33-34)	9-9-2006
94n	Brandon Bennett & Reggie Richardson	KOR	H - South Carolina (7-33)	11-19-1994
94n	Jameis Winston to Nick O'Leary	Pass	H - Florida State (14-51)	10-19-2013
93n	Kevin Marion	KOR	A - Wake Forest (27-17)	10-7-2006
92	John Schultz	KOR	H - Maryland (20-22)	11-15-1975
92	Jon Jeffries	KOR	A - Virginia Tech (22-10)	9-12-1987
91	Fred Gibson	KOR	A - Georgia (28-31)	8-31-2002
90	Floyd Reid	PR	A - Georgia (0-20)	9-28-1945
90	Dick Nolan	PR	H - Maryland (0-20)	10-3-1953
90	Marcus Mickel	KOR	A - Virginia Tech (27-7)	9-16-1989
90	Peter Warrick	PR	H - Florida State (28-35)	9-15-1997
90n	Lamaricus Joyner	KOR	A - Florida State (37-49)	9-22-2012
88	Bernie Faloney	KOR	H - Maryland (0-20)	10-3-1953
87	Dennis Tabron	INT	H - Duke (17-34)	10-18-1980
87n	Kevin Tisdell	KOR	A - Georgia Tech (19-21)	10-13-1990
85	Matt Robinson to Gene Washington	Pass	H - Georgia (0-41)	9-18-1976
85	Gary Schofield to Tim Ryan	Pass	N1 - Wake Forest (21-17)	11-27-1982
85	Jamie Barnette to Torry Holt	Pass	H - NC State (39-46)	10-31-1998
85	Eric King	INT	A - Wake Forest (17-45)	11-1-2003
85	Ben Mauk to Jason Anderson	Pass	H - Wake Forest (37-30)	9-4-2004
85	Jerrard Tarrant	PR	A - Georgia Tech (27-30)	9-10-2009
85	Jamal Golden	INT	A - Georgia Tech (6-28)	11-15-2014

N1 - Tokyo, Japan; N2 - Miami Gardens, Fla. (Orange Bowl)

CARRIES BY CLEMSON

Yds	Player, Pos.	Site - Opp. (Score CU-Opp.)	Date
90	Banks McFadden, TB	H - Presbyterian College (18-0)	9-23-1939
90	Buck George, TB	A - Furman (34-14)	11-17-1951
89	Wesley McFadden, TB	A - Virginia Tech (22-10)	9-12-1987
89	Derrick Witherspoon, TB	H - Maryland (29-0)	10-30-1993
88	Bobby Gage, TB	H - Presbyterian College (76-0)	9-22-1945
88	Terrence Flagler, TB	A - Wake Forest (28-20)	11-1-1986
87	Billy Hair, TB	H - Furman (57-2)	11-18-1950
83	C.J. Spiller, RB	N1 - Auburn (20-23)	12-31-2007
82	Chuck McSwain, TB	A - Virginia (48-0)	10-9-1982
81	Jackie Calvert, TB	A - Missouri (34-0)	9-30-1950
81	Derrick Witherspoon, TB	H - Appalachian State (48-0)	9-22-1990
80	Jay Washington, TB	A - Georgia Tech (21-29)	9-29-1973
80	C.J. Spiller, RB	H - South Carolina (28-31)	11-25-2006

N1 - Atlanta, Ga.


CARRIES BY OPPONENT

Yds	Player	Site - Team (Score CU-Opp.)	Date
98	Steve Atkins	A - Maryland (28-24)	11-18-1978
84	Mike Voight	H - North Carolina (23-27)	11-6-1976
82	Davey Ford	A - Florida State (7-54)	11-4-2000
82	Anthony Allen	A - Georgia Tech (27-30)	9-10-2009
81	Willie Burden	H - NC State (23-31)	11-20-1971
80	Bobby Hall	A - NC State (24-19)	11-2-1968

PASSES BY CLEMSON

Yds	Players	Site - Opp. (Score CU-Opp.)	Date
97	Mark Fellers to Craig Brantley	H - Virginia (28-9)	11-16-1974
96	Tajh Boyd to Sammy Watkins	A - Virginia (59-10)	11-2-2013
91	Tajh Boyd to Sammy Watkins	A - Syracuse (49-14)	10-5-2013
87	Steve Fuller to Jerry Butler	A - Maryland (28-24)	11-18-1978
83	Charlie Whitehurst to Airese Currie	A - North Carolina (42-12)	11-9-2002
83	Cullen Harper to C.J. Spiller	H - Duke (31-7)	11-15-2008
82	Will Proctor to C.J. Spiller	A - Boston College (33-34)	9-9-2006
81	Joel Wells to Joe Pagliei	A - South Carolina (8-13)	10-21-1954
81	Billy Lott to Perry Tuttle	H - Furman (21-0)	9-8-1979
80	Jimmy Addison to Edgar McGee	A - Wake Forest (23-21)	10-29-1966
80	Willie Jordan to Craig Brantley	A - Georgia Tech (28-33)	9-27-1975
80	Homer Jordan to Perry Tuttle	H - Wofford (45-10)	9-5-1981
80	Nealon Greene to Joe Woods	H - Wake Forest (21-10)	9-28-1996
80	Nealon Greene to Tony Horne	A - Duke (13-6)	10-12-1996

N1 - Richmond, Va.



DERRICK HAMILTON HAD TWO 100-YARD KICKOFF RETURNS IN HIS CAREER FROM 2001-03.



LONG PLAYS

PASSES BY OPPONENT

Yds	Players	Site - Team (Score CU-Opp.)	Date
98	Chris Weinke to Marvin Minnis	A - Florida State (7-54)	11-4-2000
94n	Jameis Winston to Nick O'Leary	H - Florida State (14-51)	10-19-2013
85	Matt Robinson to Gene Washington	H - Georgia (0-41)	9-18-1976
85	Gary Schofield to Tim Ryan	N1 - Wake Forest (21-17)	11-27-1982
85	Jamie Barnette to Torry Holt	H - NC State (39-46)	10-18-1998
85	Ben Mauk to Jason Anderson	H - Wake Forest (37-30)	9-4-2004
81	Shawn Jones to Hector Rodriguez	H - Georgia Tech (14-30)	10-14-1989
80	Thad Busby to Peter Warrick	H - Florida State (28-35)	9-20-1997
N1	Miami, Fla. (Orange Bowl)		

PUNT RETURNS BY CLEMSON

Yds	Player	Site - Opp. (Score CU-Opp.)	Date
108*	Richie Luzzi	A - Georgia (13-31)	10-28-1968
92	Jacoby Ford	H - Florida Atlantic (54-6)	9-2-2006
90	Shad Bryant	N1 - Virginia Military (7-7)	10-8-1938
90	Bobby Gage	H - NC State (6-0)	10-2-1948
89	Darnell Stephens	H - Maryland (40-7)	11-16-1991
88	Mack Matthews	A - Wake Forest (24-7)	10-6-1962
88	Brian Mance	H - Georgia Tech (28-31)	10-28-2000
85	Don Kelley	A - Maryland (24-11)	10-31-1970
81	Ken Moore	N1 - Wake Forest (32-20)	10-30-1954

* - missed field goal return; N1 - Charlotte, N.C.; N2 - Savannah, Ga.

PUNT RETURNS BY OPPONENT

Yds	Player	Site - Team (Score CU-Opp.)	Date
90	Floyd Reid	A - Georgia (0-20)	9-29-1945
90	Dick Nolan	H - Maryland (0-20)	10-3-1953
90	Peter Warrick	H - Florida State (28-35)	9-20-1997
85	Jerrard Tarrant	A - Georgia Tech (27-30)	9-10-2009
84n	Carroll McLain	A - South Carolina (28-14)	10-20-1955
82	Eddie Royal	H - Virginia Tech (23-41)	10-6-2007

KICKOFF RETURNS BY CLEMSON

Yds	Player	Site - Opp. (Score CU-Opp.)	Date
100	John Maxwell	N1 - Cumberland (11-11)	11-26-1903
100	Derrick Hamilton	A - Maryland (20-37)	11-10-2001
100	Derrick Hamilton	H - North Carolina (36-28)	10-25-2003
99	Bill Mathis	A - Georgia Tech (6-16)	10-3-1959
98	Hal Davis	H - Georgia (16-24)	10-13-1962
98	Doug Thomas	H - Long Beach State (59-0)	9-1-1990
98	Doug Thomas	N2 - Maryland (18-17)	9-15-1990
97	Justin Miller	A - Florida State (22-41)	9-25-2004
96	C.J. Spiller	N3 - Alabama (10-34)	8-30-2008
96	C.J. Spiller	H - Middle Tennessee (37-14)	9-5-2009
95	Joe Henderson	H - Georgia Tech (33-12)	9-26-1987
94	Jacoby Ford	H - Louisiana Tech (51-0)	9-30-2006
92	C.J. Spiller	A - Maryland (21-24)	10-3-2009
90	C.J. Spiller	H - Wake Forest (44-10)	11-10-2007
90	C.J. Spiller	A - Miami (Fla.) (40-37)	10-24-2009

N1 - Montgomery, Ala.; N2 - Baltimore, Md.; N3 - Atlanta, Ga.

KICKOFF RETURNS BY OPPONENT

Yds	Player	Site - Team (Score CU-Opp.)	Date
100	Larry Fallen	H - Virginia Tech (38-7)	10-7-1978
100	Victor Harris	H - Virginia Tech (23-41)	10-6-2007
100	T.J. Thorpe	H - North Carolina (59-38)	10-22-2011
100	Todd Gurley	A - Georgia (21-45)	8-30-2014
99	Darrell Blackman	A - NC State (42-20)	9-22-2007
98	Doug Kotar	H - Kentucky (10-13)	9-11-1971
97	Dick Christy	H - NC State (7-13)	10-5-1957
97	Gene Washington	A - Georgia (14-31)	9-22-1973
97	Leon Washington	A - Florida State (31-48)	10-3-2002
96	Quinton McCracken	H - Duke (49-17)	10-15-1988
96	Jeff Smith	A - Boston College (33-34)	9-9-2006
94n	Brandon Bennett & Reggie Richardson	H - South Carolina (7-33)	11-19-1994
93n	Kevin Marion	A - Wake Forest (27-17)	10-7-2006
92	John Schultz	H - Maryland (20-10)	11-15-1975
92	Jon Jeffries	A - Virginia Tech (22-10)	9-12-1987
91	Fred Gibson	A - Georgia (28-31)	8-31-2002
90	Marcus Mickel	A - Virginia Tech (27-7)	9-16-1989
90n	Lamaricus Joyner	A - Florida State (37-49)	9-22-2012

INTERCEPTION RETURNS BY CLEMSON

Yds	Player	Site - Opp. (Score CU-Opp.)	Date
102	Don Kelley	H - Duke (10-21)	10-24-1970
94	Rex Varn	A - NC State (33-10)	10-28-1978
93	Rex Varn	H - Maryland (14-21)	9-10-1977
90	Jimmy Quarles	A - Rice (20-14)	9-29-1951
83n	Tim Childers	H - Western Carolina (21-10)	9-25-1982
82	Jock McKissic	H - South Carolina (28-31)	11-25-2006
77n	Rudy Hayes	H - Virginia Tech (21-6)	11-3-1956
76	James Hough	H - Virginia Tech(35-0)	10-10-1945

INTERCEPTION RETURNS BY OPPONENT

Yds	Player	Site - Team (Score CU-Opp.)	Date
98n	Scott Woerner	A - Georgia (16-20)	9-20-1980
87	Dennis Tabron	H - Duke (17-34)	10-18-1980

85	Eric King	A - Wake Forest (17-45)	11-1-2003
85	Jamal Golden	A - Georgia Tech (6-28)	11-15-2014
83	Ernie Arizzi	H - Maryland (21-6)	11-16-1963
81	Mark Franklin	A - NC State (35-34)	10-27-1984

FIELD GOALS BY CLEMSON

Yds	Player	Site - Opp. (Score CU-Opp.)	Date
61	Spencer Benton	H - Ball State (52-27)	9-8-2012
57	Obed Ariri	H - Wake Forest (26-0)	10-29-1977
57	Chris Gardocki	H - Appalachian State (48-0)	9-22-1990
55	Donald Igwebuike	A - NC State (38-29)	10-23-1982
55	Donald Igwebuike	A - Boston College (16-31)	9-10-1983
53	Donald Igwebuike	H - Duke (54-21)	10-20-1984
53	Chris Gardocki	N1 - Maryland (18-17)	9-15-1990
53	Nelson Welch	A - Maryland (23-53)	11-14-1992
53	Richard Jackson	A - Georgia Tech (27-30)	9-10-2009
52	Eddie Seigler	A - South Carolina (17-7)	11-27-1971
52	Eddie Seigler	A - Maryland (6-31)	11-11-1972
52	Obed Ariri	A - Virginia (27-24)	10-11-1980
52	Donald Igwebuike	H - Wofford (45-10)	9-5-1981
52	Donald Igwebuike	H - Wake Forest (37-14)	11-3-1984
52	Chris Gardocki	H - North Carolina (37-14)	11-5-1988
52	Nelson Welch	A - Georgia Tech (16-20)	9-26-1992
52	David Richardson	A - Wake Forest (33-16)	11-1-1997
52	Mark Buchholz	H - Wake Forest (44-10)	11-10-2007
52	Richard Jackson	H - Boston College (25-7)	9-19-2009
51	Chris Gardocki	A - Maryland (49-25)	11-12-1988
51	Chris Gardocki	H - Duke (26-7)	9-29-1990
51	Richard Jackson	A - Maryland (21-24)	10-3-2009
51	Chandler Catanzaro	H - Georgia Tech (55-31)	11-14-2013
50	Bob Burgess	A - Duke (24-8)	10-10-1973
50	Chandler Catanzaro	A - Florida State (37-49)	9-22-2012
N1	Baltimore, Md.		

FIELD GOALS BY OPPONENT

Yds	Player	Site - Team (Score CU-Opp.)	Date
60	Kevin Butler	A - Georgia (23-26)	9-22-1984
57	Vince Fusco	H - Duke (18-18)	10-16-1976
55	Dustin Hopkins	A - Florida State (13-16)	11-13-2010
54	Johnny Duncan	A - Georgia Tech (21-10)	10-4-1969
54	Scott Hagler	A - South Carolina (24-17)	11-23-1985
54	Leigh Tiffin	N1 - Alabama (10-34)	8-30-2008
53	Shayne Graham	H - Virginia Tech (0-37)	9-12-1998
53	Matt Brooks	A - Duke (13-16)	11-13-2004
52	Roger Pruett	A - Auburn (13-35)	10-23-1971
52	Sam Swank	H - Wake Forest (44-10)	11-10-2007
52	Graham Gano	A - Florida State (27-41)	11-8-2008
51	John Riley	A - Auburn (21-43)	10-14-1967
51	Kevin Butler	A - Georgia (23-26)	9-22-1984
51	Josh Scobee	H - Louisiana Tech (33-13)	9-7-2002
51	Matt Bosher	A - Miami (Fla.) (40-37)	10-24-2009
50	Scott Sisson	A - Georgia Tech (16-20)	9-26-1992
50	Bill Hollows	H - Wake Forest (21-10)	9-28-1996
50	Connor Hughes	A - Virginia (10-30)	10-7-2004
50	Roberto Aguayo	A - Florida State (17-23)	9-20-2014
50	Cole Murphy	H - Syracuse (16-6)	10-25-2014
50	Mike Weaver	A - Wake Forest (34-20)	11-6-2014
N1	Atlanta, Ga.		

PUNTS BY CLEMSON

Yds	Player	Site - Opp. (Score CU-Opp.)	Date
81	Mitch Tyner	H - Texas A&M (15-30)	10-6-1973
79	Dawson Zimmerman	H - North Texas (35-10)	9-4-2010
78	Chris Gardocki	H - South Carolina (24-15)	11-17-1990
76	Dawson Zimmerman	A - Boston College (10-16)	10-30-2010
75	Banks McFadden	A - Army (6-21)	10-2-1937
75	Booty Payne	A - Boston College (26-13)	10-11-1941
75	Jamie Somaini	A - Florida State (7-54)	11-4-2000
74	Joe Pagliei	A - South Carolina (7-14)	10-22-1953
72	David Sims	H - Virginia (17-7)	10-6-1979
71	David Sims	H - South Carolina (41-23)	11-25-1978
71	Jimmy Maners	H - Louisiana-Monroe (49-26)	9-8-2007
70	Nelson Welch	A - NC State (6-20)	10-24-1992

PUNTS BY OPPONENT

Yds	Player	Site - Team (Score CU-Opp.)	Date
81	Greg Davis	H - The Citadel (24-0)	10-4-1986
80	Jay Feltz	A - South Carolina (9-13)	11-24-1979
80	Brian Morton	H - Duke (58-7)	11-6-1999
77	Gerald Burch	A - Georgia Tech (0-13)	11-8-1958
75	Riley Dixon	A - Syracuse (49-14)	10-5-2013
74	Ryan Plackemeier	A - Wake Forest (27-31)	10-1-2005
73	Alexander Kinal	A - Wake Forest (34-20)	11-6-2014
71	Brooks Barnard	H - Maryland (35-14)	10-14-2000
70	Chuck Ramsey	H - Wake Forest (10-9)	10-30-1971

n - non-scoring play

SINGLE-GAME INDIVIDUAL BESTS

TOTAL OFFENSE YARDS BY CLEMSON

Yds	Rush,Pass	Player	Site - Opp. (Score CU-Opp.)	Date
529	103,426	Tajh Boyd	H - NC State (62-48)	11-17-2012
517	184,333	Woodrow Dantzler	A - NC State (45-37)	10-13-2001
505	127,378	Tajh Boyd	N1 - Ohio State (40-35)	1-3-2014
463	28,435	Deshaun Watson	H - North Carolina (50-35)	9-27-2014
460	63,397	Tajh Boyd	H - Georgia Tech (47-31)	10-6-2012
455	27,428	Tajh Boyd	A - Wake Forest (42-13)	10-25-2012
450	-5,455	Tajh Boyd	A - Syracuse (49-14)	10-5-2013
435	183,252	Woodrow Dantzler	A - Maryland (42-30)	10-16-1999
418	164,254	Woodrow Dantzler	A - Georgia Tech (47-44)	9-29-2001
416	30,386	Tajh Boyd	H - Auburn (38-24)	9-17-2011
416	72,344	Tajh Boyd	A - Duke (56-20)	11-3-2012

N1 - Miami Gardens, Fla. (Orange Bowl)

TOTAL OFFENSE YARDS BY OPPONENT

Yds	Rush,Pass	Player	Site - Team (Score CU-Opp.)	Date
509	-12,521	Chris Weinke	A - Florida State (7-54)	11-4-2000
482	102,380	EJ Manuel	A - Florida State (37-49)	9-22-2012
474	-19,493	Mike Glennon	H - NC State (62-48)	11-17-2012
450	-4,454	George Godsey	H - Georgia Tech (28-31)	10-28-2000
446	2,444	Jameis Winston	H - Florida State (14-51)	10-19-2013
433	26,407	Geno Smith	N2 - West Virginia (33-70)	1-4-2012
416	47,369	Chris Rix	H - Florida State (27-41)	11-3-2001
410	88,322	Joe Hamilton	A - Georgia Tech (42-45)	11-13-1999
408	-10,418	John Kaleo	A - Maryland (23-53)	11-14-1992
402	15,387	Matt Cavanaugh	N1 - Pittsburgh (3-34)	12-30-1977

N1 - Jacksonville, Fla. (Gator Bowl); N2 - Miami Gardens, Fla. (Orange Bowl)

TOTAL OFFENSE PLAYS BY CLEMSON

PL	Player	Car-Yds	C-A-Y	Site - Team (Score CU-Opp.)	Date
79	Tajh Boyd	29-22	36-50-346	N1 - Louisiana State (25-24)	12-31-2012
77	Cullen Harper	11-(-4)	38-66-372	H - Virginia Tech (23-41)	10-6-2007
65	Charlie Whitehurst	13-(-6)	34-52-420	A - Duke (34-31)	11-2-2002
64	Patrick Sapp	9-5	25-55-273	A - Maryland (23-53)	11-14-1992
62	Woodrow Dantzler	22-59	22-40-277	H - Florida State (27-41)	11-3-2001
62	Tajh Boyd	18-103	30-44-426	H - NC State (62-48)	11-17-2012
60	Charlie Whitehurst	5-58	31-55-288	H - Miami (Fla.) (30-36)	9-17-2005
60	Tajh Boyd	20-127	31-40-378	N2 - Ohio State (40-35)	1-3-2014
57	Rodney Williams	4-12	21-53-271	H - NC State (28-30)	10-24-1987
57	Woodrow Dantzler	23-67	25-34-251	H - Virginia (24-26)	9-22-2001
57	Woodrow Dantzler	25-164	18-32-254	A - Georgia Tech (47-44)	9-29-2001
57	Charlie Whitehurst	12-(-39)	22-45-320	A - Maryland (7-21)	10-4-2003
57	Tajh Boyd	11-8	27-46-367	H - North Carolina (59-38)	10-22-2011

N1 - Atlanta, Ga. (Chick-fil-A Bowl); N2 - Miami Gardens, Fla. (Orange Bowl)

TOTAL OFFENSE PLAYS BY OPPONENT

PL	Player	Car-Yds	C-A-Y	Site - Team (Score CU-Opp.)	Date
67	Casey Clausen	12-2	31-55-384	N3 - Tennessee (27-14)	1-2-2004
64	D. Bryant	8-(-10)	23-56-283	H - Duke (59-31)	12-1-2001
63	Jay Venuto	7-36	28-56-293	A - Wake Forest (35-33)	11-1-1980
63	George Godsey	6-(-4)	35-57-454	H - Georgia Tech (28-31)	10-28-2000
63	Luke McCown	11-(-5)	25-52-328	N2 - Louisiana Tech (49-24)	12-31-2001
62	Randy Allen	5-(-19)	24-57-197	H - The Citadel (24-0)	10-4-1986
61	Shane Montgomery	5-3	30-56-297	A - NC State (30-10)	10-21-1989
61	Dwight Dasher	19-61	20-42-204	H - Middle Tennessee (37-14)	9-5-2009
60	Dave Brown	12-(-32)	23-48-385	N1 - Duke (33-21)	11-30-1991

N1 - Tokyo, Japan; N2 - Boise, Idaho (Humanitarian Bowl); N3 - Atlanta, Ga. (Peach Bowl)

RUSHING YARDS BY CLEMSON

Yds	Car.	Player	Site - Opp. (Score CU-Opp.)	Date
263	32	Raymond Priester	H - Duke (34-17)	11-11-1995
260	27	Cliff Austin	H - Duke (49-14)	10-16-1982
234	33	Don King	A - Fordham (12-12)	11-8-1952
233	20	C.J. Spiller	N1 - Georgia Tech (34-39)	12-5-2009
228	25	Andre Ellington	N2 - Auburn (26-19)	9-1-2012
226	21	Wesley McFadden	A - Virginia Tech (22-10)	9-12-1987
220	18	Woodrow Dantzler	A - Virginia (31-10)	9-23-2000
216	21	James Davis	H - Georgia Tech (31-7)	10-21-2006
212	24	Andre Ellington	A - Maryland (56-45)	10-15-2011
210	22	Terrence Flagler	A - Virginia (31-17)	10-11-1986

N1 - Tampa, Fla. (ACC Championship Game); N2 - Atlanta, Ga.

RUSHING YARDS BY OPPONENT

Yds	Car.	Player	Site - Team (Score CU-Opp.)	Date
256	19	Steve Wadiak	A - South Carolina (14-14)	10-19-1950
249	45	James McDougald	A - Wake Forest (20-36)	10-9-1976
230	20	Larry Hopkins	A - Wake Forest (14-20)	10-17-1970
228	28	Mike Voight	A - North Carolina (38-35)	11-8-1975
227	24	Ted Brown	H - NC State (7-45)	10-25-1975
217	16	Brent Cunningham	A - Georgia Tech (7-28)	10-3-1970
214	29	Alvin Blount	N1 - Maryland (23-41)	11-17-1984
204	22	Bubba Bean	H - Texas A&M (15-30)	10-6-1973

N1 - Baltimore, Md.

CARRIES BY CLEMSON

Car.	Yards	Player	Site - Opp. (Score CU-Opp.)	Date
36	133	Jim Shirley	A - NC State (6-0)	10-6-1951
36	202	Ray Auger	H - Wake Forest (28-14)	10-18-1969
36	204	Raymond Priester	A - Maryland (20-9)	10-25-1997
35	201	Ray Auger	H - North Carolina (24-14)	11-16-1968
33	163	Fred Cone	A - Auburn (41-0)	11-25-1950
33	234	Don King	A - Fordham (12-12)	11-8-1952
32	92	Buddy Gore	H - South Carolina (3-7)	11-23-1968
32	143	Terry Allen	A - Duke (17-21)	9-30-1989
32	263	Raymond Priester	H - Duke (34-17)	11-11-1995

CARRIES BY OPPONENT

Car.	Yards	Player	Site - Team (Score CU-Opp.)	Date
45	249	James McDougald	A - Wake Forest (14-20)	10-9-1976
38	195	Torin Kirtsey	H - Georgia (17-19)	10-7-1995
37	203	Branden Ore	A - Virginia Tech (7-24)	10-26-2006
37	143	Montel Harris	A - Boston College (10-16)	10-30-2010
35	113	Morgan Kane	H - Wake Forest (19-28)	9-26-1998
34	174	Toney Baker	H - NC State (20-14)	11-11-2006
33	131	Morgan Kane	H - Wake Forest (21-10)	9-28-1996
32	184	Don McCauley	H - North Carolina (7-42)	11-14-1970
32	178	Charlie Wysocki	H - Maryland (0-19)	9-15-1979
32	135	Corey Croom	H - Ball State (24-10)	9-5-1992
32	145	Tashard Choice	A - Georgia Tech (3-13)	9-29-2007

PASSING YARDS BY CLEMSON


Yds	Co.-Att.	Player	Site - Opp. (Score CU-Opp.)	Date
455	20-27	Tajh Boyd	A - Syracuse (49-14)	10-5-2013
435	27-36	Deshaun Watson	H - North Carolina (50-35)	9-27-2014
428	27-38	Tajh Boyd	A - Wake Forest (42-13)	10-25-2012
426	30-44	Tajh Boyd	H - NC State (62-48)	11-17-2012
420	34-52	Charlie Whitehurst	A - Duke (34-31)	11-2-2002
397	26-41	Tajh Boyd	H - Georgia Tech (47-31)	10-6-2012
386	30-42	Tajh Boyd	H - Auburn (38-24)	9-17-2011
378	31-40	Tajh Boyd	N1 - Ohio State (40-35)	1-3-2014
377	24-29	Tajh Boyd	A - Virginia (59-10)	11-2013
372	38-66	Cullen Harper	H - Virginia Tech (23-41)	10-6-2007

N1 - Miami Gardens, Fla. (Orange Bowl)

PASSING YARDS BY OPPONENT

Yds	Comp.-Att.	Player	Site - Team (Score CU-Opp.)	Date
521	27-43	Chris Weinke	A - Florida State (7-54)	11-4-2000
493	29-53	Mike Glennon	H - NC State (62-48)	11-17-2012
454	35-57	George Godsey	H - Georgia Tech (28-31)	10-28-2000
444	22-34	Jameis Winston	H - Florida State (14-51)	10-19-2013
418	27-41	John Kaleo	A - Maryland (23-53)	11-14-1992
407	32-43	Geno Smith	N3 - West Virginia (33-70)	1-4-2012
395	30-54	Terry Harvey	A - NC State (43-22)	9-30-1995
387	23-36	Matt Cavanaugh	N1 - Pittsburgh (3-34)	12-30-1977

TAJH BOYD WAS NAMED OFFENSIVE MVP OF THE 2012 CHICK-FIL-A BOWL AFTER LEADING THE TIGERS TO A 25-24 WIN OVER LSU. BOYD TOOK PART IN A SCHOOL-RECORD 79 PLAYS OF TOTAL OFFENSE.



SINGLE-GAME INDIVIDUAL BESTS

384	31-55	Casey Clausen	N2 - Tennessee (27-14)	1-2-2004
380	27-35	EJ Manuel	A - Florida State (37-49)	9-22-2012

N1 - Jacksonville, Fla. (Gator Bowl); N2 - Atlanta, Ga. (Peach Bowl); N3 - Miami Gardens, Fla. (Orange Bowl)

PASSING ATTEMPTS BY CLEMSON

Att.	Co.	Yds	Player	Site - Opp. (Score CU-Opp.)	Date
66	38	372	Cullen Harper	H - Virginia Tech (23-41)	10-6-2007
55	25	273	Patrick Sapp	A - Maryland (23-53)	11-14-1992
55	31	288	Charlie Whitehurst	H - Miami (Fla.) (30-36)	9-17-2005
53	21	271	Rodney Williams	H - NC State (28-30)	10-27-1987
52	34	420	Charlie Whitehurst	A - Duke (34-31)	11-2-2002
50	24	301	Brandon Streeter	N1 - Mississippi State (7-17)	12-30-1999
50	36	346	Tajh Boyd	N1 - Louisiana State (25-24)	12-31-2012
48	25	237	Tommy Kendrick	A - Florida State (13-38)	11-7-1970
48	20	263	Charlie Whitehurst	N2 - Texas Tech (15-55)	12-23-2002
46	27	367	Tajh Boyd	H - North Carolina (59-38)	10-22-2011
46	24	250	Tajh Boyd	N3 - West Virginia (33-70)	1-4-2012

N1 - Atlanta, Ga. (Peach/Chick-fil-A Bowl); N2 - Orlando, Fla. (Tangerine Bowl); N3 - Miami Gardens, Fla. (Orange Bowl)

PASSING ATTEMPTS BY OPPONENT

Att.	Co.	Yds	Player	Site - Team (Score CU-Opp.)	Date
57	24	197	Kip Allen	H - The Citadel (24-0)	10-4-1986
57	35	454	George Godsey	H - Georgia Tech (28-31)	10-28-2000
56	28	283	Jay Venuto	A - Wake Forest (35-33)	11-1-1980
56	30	297	Shane Montgomery	H - NC State (30-10)	10-21-1989
56	23	283	D. Bryant	H - Duke (59-31)	12-1-2001
55	31	384	Casey Clausen	N1 - Tennessee (27-14)	1-2-2004
54	30	395	Terry Harvey	A - NC State (43-22)	9-30-1995
53	34	367	Ben Bennett	A - Duke (38-31)	10-15-1983
53	29	493	Mike Glennon	H - NC State (62-48)	11-17-2012

N1 - Atlanta, Ga. (Peach Bowl)

COMPLETIONS BY CLEMSON

Co.	Att.	Yds	Player	Site - Opp. (Score CU-Opp.)	Date
38	66	372	Cullen Harper	H - Virginia Tech (23-41)	10-6-2007
36	50	346	Tajh Boyd	N1 - Louisiana State (25-24)	12-31-2012
34	52	420	Charlie Whitehurst	A - Duke (34-31)	11-2-2002
31	55	288	Charlie Whitehurst	H - Miami (Fla.) (30-36)	9-17-2005
31	40	378	Tajh Boyd	N2 - Ohio State (40-35)	1-3-2014
30	42	386	Tajh Boyd	H - Auburn (38-24)	9-17-2011
30	44	426	Tajh Boyd	H - NC State (62-48)	11-17-2012
30	44	334	Tajh Boyd	H - Boston College (24-14)	10-12-2013
29	45	285	Cole Stoudt	A - Boston College (17-13)	10-18-2014
28	42	304	Charlie Whitehurst	A - Wake Forest (27-31)	10-1-2005
28	38	229	Cullen Harper	A - South Carolina (23-21)	11-24-2007
28	44	239	Kyle Parker	A - Florida State (13-16)	11-13-2010
28	38	367	Tajh Boyd	A - Boston College (45-31)	9-29-2012
28	41	304	Tajh Boyd	A - Maryland (40-27)	10-26-2013

N1 - Atlanta, Ga. (Chick-fil-A Bowl); N2 - Miami Gardens, Fla. (Orange Bowl)

COMPLETIONS BY OPPONENT

Co.	Att.	Yds	Player	Site - Team (Score CU-Opp.)	Date
35	57	454	George Godsey	H - Georgia Tech (28-31)	10-28-2000
34	53	367	Ben Bennett	A - Duke (38-31)	10-15-1983
33	48	271	Matt Schaub	H - Virginia (30-27)	10-11-2003
32	43	375	Kliff Kingsbury	N1 - Texas Tech (15-55)	12-23-2002
32	43	407	Geno Smith	N3 - West Virginia (33-70)	1-4-2012
31	46	368	Bruce Gadd	A - Rice (10-29)	9-23-1972
31	55	385	Casey Clausen	N2 - Tennessee (27-14)	1-2-2004
31	47	315	Matt Ryan	H - Boston College (17-20)	11-17-2007
30	49	298	Scott Secules	A - Virginia (31-17)	10-11-1986
30	56	297	Shane Montgomery	H - NC State (30-10)	10-21-1989
30	54	395	Terry Harvey	A - NC State (43-22)	9-30-1995
30	45	307	Steve Tanneyhill	A - South Carolina (38-17)	11-18-1995

N1 - Orlando, Fla. (Tangerine Bowl); N2 - Atlanta, Ga. (Peach Bowl); N3 - Miami Gardens, Fla. (Orange Bowl)

COMPLETION PERCENTAGE BY CLEMSON

Pct.	Co.-Att.	Player	Site - Opp. (Score CU-Opp.)	Date
95.0	19-20	Cole Stoudt	H - SC State (52-13)	9-7-2013
94.1	16-17	Woodrow Dantzler	H - The Citadel (38-0)	9-2-2000
90.9	20-22	Cullen Harper	H - Central Michigan (70-14)	10-20-2007
90.9	10-11	Cole Stoudt	H - Wake Forest (56-7)	9-28-2013
88.2	15-17	Kyle Parker	A - Wake Forest (30-10)	11-20-2010
85.7	12-14	DeChane Cameron	A - South Carolina (41-24)	11-23-1991
85.2	23-27	Woodrow Dantzler	A - NC State (45-37)	10-13-2001
84.6	11-13	Willie Jordan	A - Duke (21-25)	10-18-1975
84.2	16-19	Cullen Harper	H - Furman (38-10)	9-15-2007
82.8	24-29	Tajh Boyd	A - Virginia (59-10)	11-2-2013

Note: Minimum 10 passing attempts.

COMPLETION PERCENTAGE BY OPPONENT

Pct.	Co.-Att.	Player	Site - Team (Score CU-Opp.)	Date
100.0	11-11	Darian Durant	H - North Carolina (3-38)	10-20-2001
84.6	22-26	Terry Jordan	A - NC State (24-17)	10-20-1990
81.8	9-11	Bob Avellini	A - Maryland (6-31)	11-11-1972
81.2	13-16	Mike Cavan	A - Georgia (0-38)	9-26-1970
80.0	16-20	Art Schlichter	N1 - Ohio State (17-15)	12-29-1978

80.0	20-25	Cory Randolph	A - Wake Forest (27-31)	10-1-2005
78.3	18-23	Riley Skinner	A - Wake Forest (27-17)	10-7-2006
77.1	27-35	EJ Manuel	A - Florida State (37-49)	9-22-2012
75.8	25-33	Charlie Ward	A - Florida State (0-57)	9-11-1993
75.0	12-16	Dale Betty	A - Maryland (17-19)	10-15-1960
75.0	18-24	James Stevens	A - Georgia Tech (21-29)	10-29-1973
75.0	9-12	Jeff Grantz	A - South Carolina (20-56)	11-22-1975
75.0	9-12	Rusty LaRue	H - Wake Forest (24-8)	10-29-1994

N1 - Jacksonville, Fla. (Gator Bowl); Note: Minimum 10 passing attempts.

PASSING EFFICIENCY BY CLEMSON

Eff.	Player	C-A-Yds-I-TD	Site - Opp. (Score CU-Opp.)	Date
310.7	Bobby Gage	9-11-245-1-2	A - Furman (42-0)	11-8-1947
282.1	Harvey White	8-10-162-0-2	A - South Carolina (27-0)	10-22-1959
261.9	Tajh Boyd	20-27-455-2-5	A - Syracuse (49-14)	10-5-2013
261.1	Cullen Harper	20-22-273-1-5	H - Central Michigan (70-14)	10-20-2007
253.9	Cullen Harper	16-19-266-0-3	H - Furman (38-10)	9-15-2007
248.8	Nealon Greene	8-11-152-0-2	A - NC State (43-22)	9-30-1995
247.2	Woodrow Dantzler	16-17-192-0-3	H - The Citadel (38-0)	9-2-2000
241.1	Charlie Whitehurst	12-20-274-0-4	A - North Carolina (42-12)	11-9-2002
240.9	Tajh Boyd	16-23-344-3-5	A - Duke (56-20)	11-3-2012
240.4	Jimmy Addison	12-19-283-0-3	H - Virginia (40-35)	9-24-1966

Note: Minimum 10 passing attempts.

PASSING EFFICIENCY BY OPPONENT

Eff.	Player	C-A-Yds-I-TD	Site - Team (Score CU-Opp.)	Date
323.1	Jeff Grantz	9-12-158-0-5	A - South Carolina (20-56)	11-22-1975
270.5	Scotty Glacken	8-12-134-0-4	A - Duke (30-35)	10-19-1963
256.5	Billy Lothridge	7-10-128-1-3	A - Georgia Tech (9-26)	9-22-1962
242.5	Mike Elkins	11-16-213-0-3	A - Wake Forest (38-21)	10-29-1988
226.9	Clyde Walker	10-14-165-1-3	H - Florida State (7-43)	11-1-1975
213.0	Mike Tice	9-13-144-0-2	A - Maryland (7-34)	11-15-1980
207.7	Connor Shaw	14-20-210-0-3	A - South Carolina (13-34)	11-26-2011
205.2	Joe Hamilton	22-30-322-2-5	A - Georgia Tech (42-45)	11-13-1999
203.7	Donovan McNabb	13-23-309-1-3	N1 - Syracuse (0-41)	1-1-1996

N1 - Jacksonville, Fla. (Gator Bowl); Note: Minimum 10 passing attempts.

RECEPTIONS BY CLEMSON

Rec.	Yards	Player	Site - Opp. (Score CU-Opp.)	Date
16	227	Sammy Watkins	N1 - Ohio State (40-35)	1-3-2014
14	163	Sammy Watkins	A - Maryland (40-27)	10-26-2013
13	119	DeAndre Hopkins	N2 - Auburn (26-19)	9-1-2012
13	191	DeAndre Hopkins	N2 - Louisiana State* (25-24)	12-31-2012
12	133	Airese Currie	H - Middle Tennessee (37-14)	9-13-2003
11	129	Phil Rogers	A - North Carolina (13-17)	11-6-1965
11	111	Rod Gardner	H - Marshall (10-13)	9-4-1999
11	156	Chansi Stuckey	H - Florida State (35-14)	11-12-2005
11	124	Chansi Stuckey	A - Boston College (33-34)	9-9-2006
11	174	Aaron Kelly	H - Virginia Tech (23-41)	10-6-2007
11	100	Tyler Grisham	H - Virginia Tech (23-41)	10-6-2007
11	197	DeAndre Hopkins	A - Boston College (45-31)	9-29-2012
11	110	Sammy Watkins	H - NC State (62-48)	11-17-2012

* - Chick-fil-A Bowl; N1 - Miami Gardens, Fla. (Orange Bowl); N2 - Atlanta, Ga.

RECEPTIONS BY OPPONENT

Rec.	Yards	Player	Site - Opp. (Score CU-Opp.)	Date
14	209	Kelly Campbell	H - Georgia Tech (28-31)	10-28-2000
13	209	Henley Carter	H - Duke (39-22)	10-19-1968
13	149	Wes Chesson	A - Duke (10-21)	10-24-1970
13	132	Mark Militello	A - Duke (38-31)	10-15-1983
12	115	Phil Denfeld	H - Wake Forest (82-24)	10-31-1981
12	123	Tavon Austin	N1 - West Virginia (33-70)	1-4-2012
11	131	Larry Seivers	A - Tennessee (19-21)	10-2-1976
11	113	John Tice	A - Maryland (24-22)	11-13-1982
11	114	Joey Gibson	H - Appalachian State (23-12)	9-6-1997
11	225	Torry Holt	H - NC State (39-46)	10-31-1998
11	121	Peter Warrick	H - Florida State (14-17)	10-23-1999
11	78	Wali Lundy	A - Virginia (17-22)	10-12-2002
11	92	Andre Callender	H - Boston College (17-20)	11-17-2007

N1 - Miami Gardens, Fla. (Orange Bowl)

RECEIVING YARDS BY CLEMSON

Yds	Rec.	Player	Site - Opp. (Score CU-Opp.)	Date
227	16	Sammy Watkins	N1 - Ohio State (40-35)	1-3-2014
202	8	Sammy Watkins	A - Wake Forest (42-13)	10-25-2012
197	11	DeAndre Hopkins	A - Boston College (45-31)	9-29-2012
191	13	DeAndre Hopkins	N2 - Louisiana State (25-24)	12-31-2012
185	7	Artavis Scott	H - South Carolina (35-17)	11-29-2014
182	7	Rod Gardner	A - North Carolina (38-24)	10-21-2000
176	5	Martavis Bryant	H - Georgia Tech (55-31)	11-14-2013
175	7	Derrick Hamilton	A - Maryland (7-21)	10-4-2003
174	11	Aaron Kelly	H - Virginia Tech (23-41)	10-6-2007
173	7	DeAndre Hopkins	H - Georgia Tech (47-31)	10-6-2012

N1 - Miami Gardens, Fla. (Orange Bowl); N2 - Atlanta, Ga. (Chick-fil-A Bowl)

RECEIVING YARDS BY OPPONENT

Yds	Rec.	Player	Site - Opp. (Score CU-Opp.)	Date
249	8	Peter Warrick	H - Florida State (28-35)	9-20-1997
225	11	Torry Holt	H - NC State (39-46)	10-31-1998
219	7	Tobias Palmer	H - NC State (62-48)	11-17-2012

SINGLE-GAME INDIVIDUAL BESTS

209	13	Henley Carter	H - Duke (39-22)	10-19-1968
209	14	Kelly Campbell	H - Georgia Tech (28-31)	10-28-2000
193	8	Alex Amidon	A - Boston College (45-31)	9-29-2012
184	9	Marcus Badgett	A - Maryland (23-53)	11-14-1992
178	10	Delwyn Daigre	N2 - Louisiana Tech (49-24)	12-31-2001
173	7	Marvin Harrison	N1 - Syracuse (0-41)	1-1-1996
170	9	Jonathan Smith	A - Georgia Tech (39-3)	9-20-2003

N1 - Jacksonville, Fla. (Gator Bowl); N2 - Boise, Idaho (Humanitarian Bowl)

POINTS BY CLEMSON

Pts	Player	TD	XP	Site - Opp. (Score CU-Opp.)	Date
33	Maxcey Welch	5	3	H - Newberry (75-0)	10-17-1930
30	Stumpy Banks	5	0	A - Furman (38-0)	10-13-1917
24	Boo Armstrong	4	0	A - South Carolina (39-0)	11-2-1918
24	Fred Cone	4	0	A - Auburn (41-0)	11-25-1950
24	Terrence Flagler	4	0	A - Wake Forest (28-20)	11-1-1986
24	Emory Smith	4	0	A - Wake Forest (29-14)	9-16-1995
24	Travis Zachery	4	0	H - Duke (58-7)	11-6-1999
24	Travis Zachery	4	0	H - Duke (59-31)	12-1-2001
24	Chad Jasmin	4	0	A - South Carolina (63-17)	11-22-2003
24	James Davis	4	0	H - North Carolina (52-7)	9-23-2006
24	C.J. Spiller	4	0	N1 - Georgia Tech (34-39)	12-5-2009

N1 - Tampa, Fla. (ACC Championship Game)

POINTS BY OPPONENT

Pts	Player	TD	XP	Site - Opp. (Score CU-Opp.)	Date
24	Kevin McLee	4	0	A - Georgia (7-35)	10-4-1975
24	Ted Brown	4	0	H - N.C.State (7-45)	10-25-1975
24	Torry Holt	4	0	H - NC State (39-46)	10-31-1998
24	LaMont Jordan	4	0	A - Maryland (42-30)	10-16-1999
24	Tavon Austin	4	0	N1 - West Virginia (33-70)	1-4-2012
24	Todd Gurley	4	0	A - Georgia (21-45)	8-30-2014

N1 - Miami Gardens, Fla. (Orange Bowl)

FIELD GOALS BY CLEMSON

FG	Distances	Player	Site - Opp. (Score CU-Opp.)	Date
6	(21, 21, 25, 18, 44, 42)	Jad Dean	H - Texas A&M (25-24)	9-3-2005
6	(23, 33, 32, 52, 42, 35)	Richard Jackson	H - Boston College (25-7)	9-19-2009
5	(31, 42, 32, 46, 41)	Nelson Welch	H - NC State (29-19)	10-26-1991
5	(30, 53, 43, 31, 32)	Nelson Welch	A - Maryland (23-53)	11-14-1992
5	(34, 37, 47, 34, 20)	Nelson Welch	A - North Carolina (28-17)	11-5-1994
5	(38, 42, 18, 20, 47)	Chandler Catanzaro	H - Boston College (36-14)	10-8-2011
4	(49, 26, 24, 57)	Obed Ariri	H - Wake Forest (26-0)	10-29-1979
4	(30, 33, 44, 17)	Obed Ariri	A - North Carolina (19-10)	11-10-1979
4	(19, 45, 39, 30)	Obed Ariri	A - NC State (20-24)	10-25-1980
4	(47, 25, 30, 25)	Chris Gardocki	H - Georgia (34-3)	10-6-1990
4	(38, 20, 45, 44)	Chris Gardocki	A - Georgia Tech (19-21)	10-13-1990
4	(25, 47, 30, 20)	Matt Padgett	A - NC State (19-17)	9-13-1997
4	(52, 34, 30, 35)	David Richardson	A - Wake Forest (33-16)	11-1-1997
4	(25, 22, 39, 24)	David Richardson	H - Furman (33-0)	9-5-1998
4	(47, 22, 38, 37)	Aaron Hunt	H - Louisiana Tech (33-13)	9-7-2002
4	(29, 35, 22, 42)	Aaron Hunt	H - Maryland (12-30)	11-16-2002
4	(23, 35, 32, 37)	Aaron Hunt	H - Florida State (26-10)	11-8-2003
4	(21, 47, 36, 42)	Jad Dean	H - NC State (26-20)	10-30-2004
4	(27, 32, 25, 22)	Jad Dean	H - Maryland (12-13)	11-4-2006
4	(28, 46, 29, 25)	Mark Buchholz	A - NC State (42-20)	9-22-2007
4	(24, 40, 37, 18)	Chandler Catanzaro	N1 - Auburn (26-19)	9-1-2012
4	(31, 29, 25, 24)	Chandler Catanzaro	A - Maryland (40-27)	10-26-2013

N1 - Atlanta, Ga.

YARDS ON FIELD GOALS BY CLEMSON

Yds	Distances	Player	Site - Opp. (Score CU-Opp.)	Date
217	(23, 33, 32, 52, 42, 35)	Richard Jackson	H - Boston College (25-7)	9-19-2009
192	(31, 42, 32, 46, 41)	Nelson Welch	H - NC State (29-19)	10-26-1991
189	(30, 53, 43, 31, 32)	Nelson Welch	A - Maryland (23-53)	11-14-1992
172	(34, 37, 47, 34, 20)	Nelson Welch	A - North Carolina (28-17)	11-5-1994
171	(21, 21, 25, 18, 44, 42)	Jad Dean	H - Texas A&M (25-24)	9-3-2005
165	(38, 42, 18, 20, 47)	Chandler Catanzaro	H - Boston College (36-14)	10-8-2011
156	(49, 26, 24, 57)	Obed Ariri	H - Wake Forest (26-0)	10-29-1979
151	(52, 34, 30, 35)	David Richardson	A - Wake Forest (33-16)	11-1-1997
147	(38, 20, 45, 44)	Chris Gardocki	A - Georgia Tech (19-21)	10-13-1990
146	(21, 47, 36, 42)	Jad Dean	H - NC State (26-20)	10-30-2004
146	(48, 52, 46)	Mark Buchholz	H - Wake Forest (44-10)	11-10-2007

PUNT RETURN YARDS BY CLEMSON

Yds	Returns	Player	Site - Opp. (Score CU-Opp.)	Date
167	4	Don Kelley	A - Maryland (24-11)	10-20-1970
126	5	Donnell Woolford	H - Georgia Tech (33-12)	9-26-1987
119	3	C.J. Spiller	H - Boston College (25-7)	9-19-2009
116	4	Darnell Stephens	H - Maryland (40-7)	11-16-1991
107	8	Adam Humphries	H - Louisville (23-17)	10-11-2014
106	7	Tony Horne	H - Texas-El Paso (39-7)	10-4-1997
105	3	Brian Mance	H - Georgia Tech (28-31)	10-28-2000
102	2	Richie Luzzi	A - Georgia (13-31)	9-27-1969
101	3	Bobby Gage	H - NC State (6-0)	10-2-1948

KICKOFF RETURN YARDS BY CLEMSON

Yds	Returns	Player	Site - Team (Score CU-Opp.)	Date
282	6	Justin Miller	A - Florida State (22-41)	9-25-2004
207	5	Sammy Watkins	A - Maryland (56-45)	10-15-2011

174	5	David Thomas	A - Georgia Tech (9-31)	10-7-1972
160	7	John Shields	H - Alabama (13-38)	10-25-1969
159	6	Dennis Goss	A - North Carolina (13-26)	11-6-1971
158	4	Terrance Roulhac	H - South Carolina (21-21)	11-22-1986
153	2	Derrick Hamilton	A - Maryland (20-37)	11-10-2001
152	4	Justin Miller	H - Maryland (12-30)	11-16-2002
152	4	C.J. Spiller	N1 - Alabama (10-34)	8-30-2008
143	3	Bill Mathis	A - Georgia Tech (6-16)	10-25-1959
143	7	Sammy Watkins	N2 - West Virginia (33-70)	1-4-2012

N1 - Atlanta, Ga.; N2 - Miami Gardens, Fla. (Orange Bowl)

RETURN YARDS (PR, KOR, IR) BY CLEMSON

Yds	Method	Player	Site - Opp. (Score CU-Opp.)	Date
282	(282 KOR)	Justin Miller	A - Florida State (22-41)	9-25-2004
223	(167 PR, 56 IR)	Don Kelley	A - Maryland (24-11)	10-31-1970
207	(207 KOR)	Sammy Watkins	A - Maryland (56-45)	10-15-2011
174	(174 KOR)	David Thomas	A - Georgia Tech (9-31)	10-7-1972
165	(26 PR, 139 KOR)	Marcus Gilchrist	H - South Carolina (7-29)	11-27-2010
161	(9 PR, 152 KOR)	C.J. Spiller	N1 - Alabama (10-34)	8-30-2008
160	(160 KOR)	John Shields	H - Alabama (13-38)	10-25-1969
159	(159 KOR)	Dennis Goss	A - North Carolina (13-26)	11-6-1971
159	(62 PR, 97 KOR)	C.J. Spiller	N2 - Nebraska (21-26)	1-1-2009
159	(63 PR, 96 KOR)	C.J. Spiller	H - Middle Tennessee (37-14)	9-5-2009

N1 - Atlanta, Ga.; N2 - Jacksonville, Fla. (Gator Bowl)

ALL-PURPOSE YARDS BY CLEMSON


Yds	Player	Opponent	Year	Rush	Rec.	PR	KOR
345	Sammy Watkins	Maryland	2011	33	105	0	207
312	C.J. Spiller	Florida State	2009	165	67	9	71
310	C.J. Spiller	at Miami (Fla.)	2009	81	104	---	125
301	C.J. Spiller	Georgia Tech*	2009	233	5	---	63
284	Sammy Watkins	Georgia Tech	2011	7	153	---	124
282	Justin Miller	at Florida State	2004	---	---	---	282
274	Terrence Flagler	at Wake Forest	1986	209	65	---	---
268	Sammy Watkins	Ohio State^	2013	3	227	---	38
267	Tony Horne	Florida State	1997	---	131	27	109
264	Andre Ellington	Boston College	2012	132	3	---	129

* - Tampa, Fla. (ACC Championship Game); ^ - Miami Gardens, Fla. (Orange Bowl)

PUNTING AVERAGE BY CLEMSON

Avg.	Att.-Yds	Player	Site - Opp. (Score CU-Opp.)	Date
55.3	3-166	Dale Hatcher	H - Kentucky (24-6)	10-2-1982
52.0	5-260	Banks McFadden	A - George Washington (13-6)	11-3-1939
51.8	4-207	Dale Hatcher	H - Georgia (16-16)	9-17-1983
51.5	6-309	Dawson Zimmerman	H - North Texas (35-10)	9-4-2010
51.0	6-306	Dale Hatcher	A - Kentucky (21-3)	10-3-1981
50.8	4-203	Joe Paglieli	H - Maryland (12-25)	11-12-1955
50.3	3-151	Dale Hatcher	A - Duke (38-31)	10-15-1983
50.3	3-151	Jamie Somaini	A - Virginia (31-10)	9-23-2000
50.0	5-250	Chris Gardocki	H - South Carolina (24-15)	11-17-1990
50.0	3-150	Spencer Benton	H - Furman (41-7)	9-15-2012

Note: Minimum three punts.



DONNELL WOOLFORD TOTALED 126 PUNT RETURN YARDS IN 1987 AGAINST GEORGIA TECH, STILL SECOND-MOST IN CLEMSON HISTORY.



YEARLY LEADERS


SCORING

Year	Player, Pos.	TD	FG	PAT	Pts
1927	Bob McCarley, FB	5	0	1	31
1928	O.D. Padgett, BB	7	0	0	42
1929	Goat McMillan, TB	9	0	0	54
1930	Maxcey Welch, TB	10	0	4	64
1931	J.M. Lambert, WB	1	0	0	6
	E.R. Patterson, RB	1	0	0	6
	Fred Hook, TB	1	0	0	6
1932	Henry Woodward, RB	5	0	0	30
1933	Gene Willimon, TB	2	0	0	12
	Bill Dillard, RB	2	0	0	12
1934	Randy Hinson, RB	3	0	0	18
1935	Mac Folger, BB	6	0	0	36
1936	Mac Fogler, BB	8	0	0	48
1937	Red Pearson, BB	3	1	8	29
1938	Banks McFadden, TB	5	0	0	30
	Shad Bryant, WB	5	0	0	30
1939	Shad Bryant, WB	4	0	8	32
1940	Aubrey Rion, RB	4	0	4	28
1941	Charlie Timmons, FB	9	0	23	77
1942	Marion Butler, TB	6	0	0	36
1943	James Whitmire, WB	4	0	0	24
1944	Bill Rogers, FB	6	0	1	37
1945	Jim Reynolds, BB	5	0	0	30
	Marion Butler, TB	5	0	0	30
1946	Dutch Leverman, RB	4	0	0	24
	Chip Clark, WR	4	0	0	24
1947	Jim Reynolds, EB	8	0	0	48
1948	Ray Mathews, WB	13	0	0	78
1949	Fred Cone, FB	9	0	1	55
1950	Fred Cone, FB	15	0	2	92
1951	Glenn Smith, WR	7	0	0	42
1952	Billy Hair, TB	3	0	0	18
	Don King, RB	3	0	0	18
	Red Whitten, FB	3	0	0	18
	Buck George, WB	3	0	0	18
1953	Dreher Gaskins, WR	5	0	0	30
1954	Jim Coleman, RB	5	0	1	31
1955	Joe Pagliei, RB	7	0	1	43
1956	Joel Wells, RB	8	0	0	48
1957	Bob Spooner, RB	5	0	0	30
	Bill Mathis, RB	5	0	0	30
1958	Harvey White, QB	5	0	0	30
1959	Bill Mathis, RB	11	0	4	70
1960	Bill McGuirt, RB	9	0	0	54
1961	Ron Scrudato, RB	8	0	0	48
1962	Rodney Rogers, PK	0	7	13	34
1963	Frank Pearce, PK	0	4	21	33
1964	Hal Davis, RB	5	0	0	30
1965	Hugh Mauldin, RB	4	0	0	24
	Thomas Ray, QB	4	0	0	24
1966	Jacky Jackson, TB	8	0	0	48
1967	Buddy Gore, TB	9	0	0	54
1968	Ray Yauger, TB	7	0	2	42
1969	Ray Yauger, TB	11	0	2	68
1970	Eddie Seigler, PK	0	8	16	40
1971	Eddie Seigler, PK	0	11	14	47
1972	Eddie Seigler, PK	0	11	14	47
1973	Smiley Sanders, RB	10	0	0	60
1974	Mark Fellers, QB	9	0	0	54
1975	Steve Fuller, QB	6	0	0	36
1977	Lester Brown, TB	9	0	0	54
1978	Lester Brown, TB	17	0	0	102
1979	Obed Ariri, PK	0	16	14	62
1980	Obed Ariri, PK	0	23	18	87
1981	Cliff Austin, TB	9	0	0	54
1982	Cliff Austin, TB	14	0	0	84
1983	Bob Paulling, PK	0	18	36	90
1984	Donald Igwebuike, PK	0	16	41	89
1985	Kenny Flowers, TB	13	0	0	78
1986	Terrence Flagler, TB	13	0	0	78
1987	David Treadwell, PK	0	18	33	87
1988	Terry Allen, TB	10	0	0	60
1989	Chris Gardocki, PK	0	22	41	107
1990	Chris Gardocki, PK	0	22	30	96
1991	Nelson Welch, PK	0	19	31	88
1992	Nelson Welch, PK	0	22	23	89
1993	Nelson Welch, PK	0	15	17	62
1994	Nelson Welch, PK	0	16	14	62
1995	Emory Smith, FB	15	0	0	90
1996	Raymond Priester, TB	7	0	2	44
1997	David Richardson, PK	0	13	17	56
1998	David Richardson, PK	0	8	20	44
1999	Travis Zachery, TB	16	0	0	96
2000	Travis Zachery, TB	18	0	0	108
2001	Aaron Hunt, PK	0	10	44	74
2002	Aaron Hunt, PK	0	17	37	88
2003	Aaron Hunt, PK	0	18	38	92

2004	Reggie Merriweather, TB	11	0	0	66
2005	Jad Dean, PK	0	24	34	106
2006	James Davis, RB	17	0	0	102
2007	Mark Buchholz, PK	0	22	48	114
2008	Mark Buchholz, PK	0	15	40	85
2009	C.J. Spiller, RB	21	0	2	128
2010	Chandler Catanzaro, PK	0	14	34	76
2011	Chandler Catanzaro, PK	0	22	52	118
2012	Chandler Catanzaro, PK	0	18	57	111
2013	Chandler Catanzaro, PK	0	13	60	99
2014	Ammon Lakip, PK	0	21	43	106

RUSHING YARDS

Year	Player, Pos.	Car.	Yards	Avg.
1935	Joe (Net) Berry, TB	99	457	4.5
1936	Mac Fogler, FB	144	522	3.6
1937	Don Willis, WB	99	329	3.3
1938	Don Willis, FB	103	483	4.7
1939	Charlie Timmons, FB	146	556	3.8
1940	Chippy Maness, TB	86	472	5.4
1941	Charlie Timmons, FB	149	635	4.3
1942	Marion Butler, TB	145	616	4.2
1943	James Whitmire, WB	72	376	5.2
1944	Sid Tinsley, TB	126	479	3.8
1945	Dewey Quinn, FB	89	392	4.4
1946	Bobby Gage, TB	58	264	4.5
1947	Bobby Gage, TB	114	502	4.4
1948	Ray Mathews, WB	113	646	5.7
1949	Ray Mathews, TB	118	728	6.0
1950	Fred Cone, FB	184	845	4.6
1951	Billy Hair, TB	160	698	4.4
1952	Red Whitten, FB	115	445	4.0
1953	Don King, QB	79	243	3.1
1954	Joel Wells, RB	74	352	4.8
1955	Joel Wells, RB	135	782	5.8
1956	Joel Wells, RB	174	803	4.6
1957	Bob Spooner, RB	88	358	4.1
1958	Doug Cline, FB	103	450	4.3
1959	Doug Cline, FB	119	482	4.1
1960	Bill McGuirt, FB	99	320	3.2
1961	Ron Scrudato, FB	99	341	3.4
1962	Pat Crain, FB	94	348	3.7
1963	Pat Crain, FB	137	513	3.7
1964	Hal Davis, RB	87	533	6.1
1965	Hugh Mauldin, RB	194	664	3.4
1966	Buddy Gore, TB	186	750	4.0
1967	Buddy Gore, TB	230	1045	4.5
1968	Buddy Gore, TB	184	776	4.2
1969	Ray Yauger, TB	223	968	4.3
1970	Ray Yauger, TB	183	711	3.9
1971	Rick Gilstrap, TB	144	514	3.6
1972	Wade Hughes, RB	177	761	4.3
1973	Smiley Sanders, RB	113	627	5.5
1974	Ken Callicutt, RB	161	809	5.0
1975	Ken Callicutt, RB	145	572	3.9
1976	Warren Ratchford, TB	119	676	5.7
1977	Warren Ratchford, TB	118	616	5.2
1978	Lester Brown, TB	202	1022	5.1
1979	Marvin Sims, FB	158	743	4.7
1980	Chuck McSwain, TB	114	544	4.8
1981	Cliff Austin, TB	163	824	5.1
1982	Cliff Austin, TB	197	1064	5.4
1983	Kevin Mack, FB	151	862	5.7
1984	Stacey Driver, TB	139	627	4.5
1985	Kenny Flowers, TB	227	1200	5.3
1986	Terrence Flagler, TB	192	1258	6.6
1987	Terry Allen, TB	183	973	5.3
1988	Terry Allen, TB	216	1192	5.5
1989	Joe Henderson, TB	178	848	4.8
1990	Ronald Williams, TB	178	941	5.3
1991	Rodney Blunt, TB	175	747	4.3
1992	Rodney Blunt, TB	149	812	5.4
1993	Derrick Witherspoon, TB	111	519	4.7
1994	Lamont Pegues, TB	92	390	4.2
1995	Raymond Priester, TB	231	1322	5.6
1996	Raymond Priester, TB	257	1345	5.2
1997	Raymond Priester, TB	223	956	4.3
1998	Travis Zachery, TB	158	635	4.0
1999	Travis Zachery, TB	185	820	4.4
2000	Woodrow Dantzler, QB	190	1028	5.4
2001	Woodrow Dantzler, QB	221	1061	4.8
2002	Yusef Kelly, RB	125	520	4.2
2003	Duane Coleman, TB	133	615	4.6
2004	Reggie Merriweather, TB	136	670	4.9
2005	James Davis, RB	165	879	5.3
2006	James Davis, RB	203	1187	5.8
2007	James Davis, RB	214	1064	5.0
2008	James Davis, RB	171	751	4.4
2009	C.J. Spiller, RB	216	1212	5.6
2010	Jamie Harper, RB	197	760	3.9



WAYNE GALLMAN LED THE TIGERS IN RUSHING YARDS IN 2014, THE FIRST FRESHMAN TO LEAD CLEMSON SINCE JAMES DAVIS IN 2005.

2011	Andre Ellington, RB	224	1178	5.3
2012	Andre Ellington, RB	212	1081	5.1
2013	Roderick McDowell, RB	189	1025	5.4
2014	Wayne Gallman, RB	161	769	4.8

PASSING YARDS/EFFICIENCY

Year	Player	Att.	Cm.	Pct.	Yards
1935	Joe (Net) Berry	72	42	58.3	422
1936	Joe (Net) Berry	99	32	32.3	434
1937	Bob Bailey	88	35	39.8	579
1938	Bob Bailey	35	18	51.4	272
1939	Banks McFadden	70	31	44.3	581
1940	Chippy Maness	51	19	37.3	388
1941	Booty Payne	90	36	40.0	582
1942	Butch Butler	90	38	42.2	504
1943	Butch Butler	34	12	35.3	166
1944	Sid Tinsley	51	11	21.6	248
1945	Butch Butler	45	11	24.4	239
1946	Dutch Leverman	62	26	41.9	501

Year	Player	Att.	Cm.	Pct.	Yards	Eff.
1947	Bobby Gage	109	47	41.3	1002	126.7
1948	Bobby Gage	105	42	40.0	799	119.5
1949	Ray Mathews	72	24	33.3	487	100.9
1950	Billy Hair	71	29	40.8	644	128.1
1951	Billy Hair	164	67	40.9	1004	93.6
1952	Don King	69	23	33.3	317	52.5
1953	Don King	98	46	46.9	706	101.8
1954	Don King	72	32	44.4	468	92.4
1955	Don King	79	33	41.8	586	96.4
1956	Charlie Bussey	68	26	38.2	330	78.8
1957	Harvey White	95	46	48.4	841	154.6
1958	Harvey White	87	43	49.4	492	89.2
1959	Harvey White	107	56	52.3	770	123.8
1960	Lowndes Shingler	145	61	44.1	790	79.0
1961	Jim Parker	98	46	46.9	735	108.4
1962	Jim Parker	67	30	44.8	431	77.9
1963	Jim Parker	117	52	44.4	728	88.6
1964	Thomas Ray	59	21	35.6	253	60.3
1965	Thomas Ray	175	74	42.3	1019	85.0
1966	Jimmy Addison	186	103	55.4	1491	125.5
1967	Jimmy Addison	174	82	47.1	924	89.7
1968	Billy Ammons	162	74	45.7	1006	90.8
1969	Tommy Kendrick	227	107	47.1	1457	97.8
1970	Tommy Kendrick	267	133	49.8	1407	96.5
1971	Tommy Kendrick	152	64	42.1	1040	96.8
1972	Ken Pengitore	131	55	42.0	831	85.6
1973	Ken Pengitore	188	82	43.6	1370	110.4
1974	Mark Fellers	92	42	45.7	783	142.1
1975	Willie Jordan	73	40	54.8	728	158.3
1976	Steve Fuller	116	58	50.0	835	114.4
1977	Steve Fuller	205	106	51.7	1655	124.8
1978	Steve Fuller	187	101	54.0	1515	130.1
1979	Billy Lott	174	90	51.7	1184	108.4
1980	Homer Jordan	172	85	49.4	1311	111.4
1981	Homer Jordan	196	107	54.6	1630	130.5
1982	Homer Jordan	100	55	55.5	674	104.2

YEARLY LEADERS

1983	Mike Eppley	166	99	59.6	1410	146.0
1984	Mike Eppley	213	116	54.5	1494	123.8
1985	Randy Anderson	123	63	51.2	703	96.4
1986	Rodney Williams	200	98	49.0	1245	99.9
1987	Rodney Williams	209	101	48.3	1486	107.9
1988	Rodney Williams	186	78	41.9	1144	98.2
1989	Chris Morocco	134	79	59.0	1131	141.7
1990	DeChane Cameron	194	98	50.5	1185	108.6
1991	DeChane Cameron	226	126	55.7	1601	115.5
1992	Patrick Sapp	144	60	41.7	750	88.1
1993	Patrick Sapp	133	66	49.6	1084	122.0
1994	Nealon Greene	94	51	54.3	524	102.4
1995	Nealon Greene	202	116	57.4	1537	129.8
1996	Nealon Greene	219	111	50.7	1446	110.9
1997	Nealon Greene	290	180	62.1	2212	138.1
1998	Brandon Streeter	282	150	53.2	1948	116.5
1999	Woodrow Dantzler	201	112	55.7	1506	127.5
2000	Woodrow Dantzler	244	137	56.1	1871	129.7
2001	Woodrow Dantzler	334	203	60.8	2578	139.8
2002	Charlie Whitehurst	214	123	57.5	1554	128.3
2003	Charlie Whitehurst	465	288	61.9	3561	135.6
2004	Charlie Whitehurst	349	177	50.7	2067	97.3
2005	Charlie Whitehurst	340	229	67.4	2483	133.5
2006	Will Proctor	304	183	60.2	2353	135.3
2007	Cullen Harper	433	282	65.1	2991	141.0
2008	Cullen Harper	360	221	61.4	2601	126.2
2009	Kyle Parker	369	205	55.6	2526	124.4
2010	Kyle Parker	341	196	57.5	2213	117.2
2011	Tajh Boyd	499	298	59.7	3828	141.2
2012	Tajh Boyd	427	287	67.2	3896	165.6
2013	Tajh Boyd	413	283	68.5	3851	168.7
2014	Deshaun Watson	137	93	67.9	1466	188.6

Note: Leaders based on pass efficiency rating.

RECEPTIONS

Year	Player, Pos.	Rec.	Yards	Avg.
1938	Gus Goins, RE	8	123	15.4
1939	Joe Blalock, LE	15	322	21.5
1940	Joe Blalock, LE	10	211	21.1
1941	Joe Blalock, LE	13	240	18.5
1942	Marion Craig, BB	14	173	12.4
1943	Eddis Freeman, RE	8	175	21.9
1944	Eddis Freeman, LE	9	162	18.0
1945	Eddis Freeman, RE	7	156	22.3
1946	Eddis Freeman, RE	15	181	12.1
1947	John Poulos, LE	6	169	28.2
1948	Oscar Thompson, RE	19	333	17.5
1949	Glenn Smith, RE	25	446	17.8
1950	Glenn Smith, RE	22	498	22.6
1951	Glenn Smith, LE	39	632	16.2
1952	Otis Kempson, LE	15	220	14.7
1953	Dreher Gaskin, E	21	426	20.3
1954	Scott Jackson, E	11	151	13.7
1955	Joe Pagliei, RB	10	233	23.3
1956	Dalton Rivers, E	5	76	15.2
1957	Whitey Jordan, E	12	369	30.7
1958	George Usry, RB	18	171	9.5
1959	Bill Mathis, RB	18	319	17.7
1960	Harry Pavilack, RB	17	272	14.2
1961	Elmo Lam, RB	17	237	13.9
1962	Johnny Case, E	13	213	16.4
1963	Lou Fogle, E	17	218	12.8
1964	Hoss Hostetler, E	8	103	12.9
1965	Phil Rogers, FLK	36	466	12.9
1966	Phil Rogers, FLK	42	574	13.7
1967	Phil Rogers, FLK	28	429	15.3
1968	Charlie Waters, WR	22	411	18.6
	Jack Anderson, WR	22	344	15.6
1969	Charlie Waters, FLK	44	738	16.9
1970	John McMakin, TE	40	532	13.3
1971	John McMakin, TE	29	421	14.5
1972	Dennis Goss, FLK	21	385	18.3
1973	Bennie Cunningham, TE	22	341	15.5
1974	Bennie Cunningham, TE	24	391	16.3
1975	Joey Walters, WR	26	394	15.2
1976	Jerry Butler, WR	33	484	14.7
1977	Jerry Butler, WR	47	824	17.5
1978	Jerry Butler, WR	58	908	15.7
1979	Perry Tuttle, WR	36	544	15.1
1980	Perry Tuttle, WR	53	915	17.3
1981	Perry Tuttle, WR	52	883	17.0
1982	Jeff Stockstill, WR	25	247	9.9
1983	Ray Williams, WR	19	342	18.0
1984	Terrance Roulhac, WR	26	512	19.7
1985	Terrance Roulhac, WR	31	533	17.2
1986	Ray Williams, WR	20	280	14.0
	Terrance Roulhac, WR	20	228	11.4
1987	Gary Cooper, WR	34	618	18.2
1988	Keith Jennings, WR	30	397	13.2
1989	Rodney Fletcher, WR	35	556	15.9

1990	Terry Smith, WR	34	480	14.1
1991	Terry Smith, WR	52	829	15.9
1992	Terry Smith, WR	38	596	15.7
1993	Terry Smith, WR	38	776	20.4
1994	Antwuan Wyatt, WR	30	282	9.4
1995	Antwuan Wyatt, WR	45	683	15.2
1996	Kenya Crooks, WR	30	444	14.8
1997	Tony Horne, WR	70	907	13.0
1998	Brian Wofford, WR	35	535	15.3
1999	Rod Gardner, WR	80	1084	13.6
2000	Rod Gardner, WR	58	1050	18.1
2001	Derrick Hamilton, WR	53	684	12.9
2002	Kevin Youngblood, WR	59	591	10.0
2003	Kevin Youngblood, WR	70	897	12.8
2004	Airese Currie, WR	61	868	14.2
2005	Chansi Stuckey, WR	64	770	12.0
2006	Chansi Stuckey, WR	50	700	14.0
2007	Aaron Kelly, WR	88	1081	12.3
2008	Aaron Kelly, WR	67	722	10.8
2009	Jacoby Ford, WR	56	779	13.9
2010	DeAndre Hopkins, WR	52	637	12.3
2011	Sammy Watkins, WR	82	1219	14.9
2012	DeAndre Hopkins, WR	82	1405	17.1
2013	Sammy Watkins, WR	101	1464	14.5
2014	Artavis Scott, WR	76	965	12.7

PUNT RETURN YARDS

Year	Player	PR	Yards	Avg.
1938	Shad Bryant	27	487	18.0
1939	Shad Bryant	31	202	6.5
1940	Chippy Maness	22	169	7.7
1941	Butch Butler	23	225	9.8
1942	Butch Butler	24	164	6.8
1943	Butch Butler	13	114	8.8
1944	Sid Tinsley	17	142	8.4
1945	Butch Butler	26	280	10.8
1946	Hal Leonard	8	73	9.1
1947	Bobby Gage	14	98	7.0
1948	Bobby Gage	12	203	16.9
1949	Jackie Calvert	15	131	8.7
1950	Jackie Calvert	14	225	16.1
1951	Billy Hair	13	146	11.2
1952	Pete Cook	14	134	14.0
1953	Don King	4	36	9.0
1954	Joe Pagliei	7	134	19.1
1955	Jim Coleman	4	77	19.3
1956	Jim Coleman	10	113	11.3
1957	George Usry	8	59	7.4
1958	Bobby Morgan	11	154	14.0
1959	George Usry	17	183	10.8
1960	Harry Pavilack	6	112	18.7
1961	Elmo Lam	8	179	22.4
1962	Mack Matthews	4	96	24.0
1963	Hugh Mauldin	17	193	11.4
1964	Hugh Mauldin	9	100	11.1
1965	Jacky Jackson	8	73	9.1
1966	Frank Liberatore	11	122	11.1
1967	Richie Luzzi	21	143	6.8
1968	Richie Luzzi	16	178	11.1
1969	Don Kelley	19	165	8.7
1970	Don Kelley	24	389	16.2
1971	Jeff Siepe	9	148	16.4
1972	Jeff Siepe	25	125	5.0
1973	Peanut Martin	18	158	8.8
1974	Joey Walters	9	84	9.3
1975	Stan Rome	12	100	8.3
1976	Joey Walters	15	88	5.9
1977	Willie Jordan	33	300	9.1
1978	Willie Jordan	21	269	12.1
1979	Hollis Hall	27	160	5.9
1980	Terry Kinard	12	50	4.2
1981	Billy Davis	34	275	8.1
1982	Billy Davis	24	160	6.7
1983	Billy Davis	17	83	4.9
1984	Reggie Pleasant	28	173	6.2
1985	Kevin Brady	17	45	2.6
1986	Donnell Woolford	25	203	8.1
1987	Donnell Woolford	23	345	15.0
1988	Donnell Woolford	29	192	6.6
1989	James Lott	27	226	8.4
1990	Dexter Davis	32	229	7.2
1991	Darnell Stephens	29	362	12.5
1992	Robert O'Neal	17	145	8.5
1993	Andre Humphrey	13	179	13.8
1994	Dexter McCleon	13	71	5.5
1995	Antwuan Wyatt	21	249	11.9
1996	Dexter McCleon	14	105	7.5
1997	Tony Horne	32	332	10.4
1998	Travis Zachery	26	216	8.3
1999	Mal Lawyer	14	118	8.4

2000	Joe Don Reames	23	281	12.2
2001	Brian Mance	16	211	13.2
2002	Derrick Hamilton	35	377	10.8
2003	Derrick Hamilton	29	218	7.5
2004	Justin Miller	26	339	13.0
2005	Chansi Stuckey	27	199	7.4
2006	Jacoby Ford	15	166	11.1
2007	C.J. Spiller	16	137	8.6
2008	C.J. Spiller	18	189	10.5
2009	C.J. Spiller	8	210	26.3
2010	Marcus Gilchrist	23	233	10.1
2011	DeAndre Hopkins	10	49	4.9
2012	Adam Humphries	18	86	4.8
2013	Adam Humphries	20	212	10.6
2014	Adam Humphries	31	178	5.7

KICKOFF RETURN YARDS

Year	Player	KOR	Yards	Avg.
1938	Shad Bryant	5	132	26.4
1939	Shad Bryant	3	54	18.0
1940	Booty Payne	2	43	21.5
1941	Charlie Timmons	6	155	25.8
1942	Marion Craig	5	90	18.0
1943	Bill Rogers	7	138	19.7
1944	Sid Tinsley	9	247	27.4
1945	Butch Butler	8	156	19.5
1946	Bill Rogers	4	84	21.0
1947	Bobby Gage	10	244	24.4
1948	Ray Mathews	6	134	22.3
1949	Fred Cone	7	148	21.1
1950	Jackie Calvert	6	89	14.8
1951	Billy Hair	7	185	26.4
1952	Buck George	7	140	20.0
1953	Joe Pagliei	5	99	19.8
1954	Joe Pagliei	7	138	19.7
1955	Joel Wells	8	181	22.6
1956	Joel Wells	6	140	23.3
1957	George Usry	4	105	26.3
1958	Charlie Horne	6	144	24.0
1959	Bill Mathis	10	294	29.4
1960	Mack Matthews	7	104	14.9
1961	Wendal Black	10	213	21.3
1962	Mack Matthews	10	215	21.5
1963	Mack Matthews	6	139	23.2
1964	Hugh Mauldin	7	181	25.6
1965	Tom Duley	14	311	22.2
1966	Jacky Jackson	16	368	23.0
1967	Jacky Jackson	11	210	19.1
1968	Jack Anderson	10	257	25.7
1969	John Shields	25	539	21.6
1970	Bob Bosler	28	568	20.3
1971	Dennis Goss	15	355	23.7
1972	David Thomas	22	522	22.7
1973	Jay Washington	22	474	21.5
1974	Warren Ratchford	20	480	24.0
1975	Willie Scott	26	541	20.8
1976	Warren Ratchford	12	226	18.9
1977	Willie Jordan	14	298	21.3
1978	Willie Jordan	11	232	21.1
1979	Andy Headen	10	214	21.4
1980	Andy Headen	12	195	16.3
1981	Perry Tuttle	12	266	22.2
1982	Steve Griffin	9	172	19.1
1983	Ray Williams	21	494	23.5
1984	Ray Williams	19	354	18.6
1985	Ray Williams	26	502	19.3
1986	Terrance Roulhac	18	578	32.1
1987	Joe Henderson	14	407	29.1
1988	Wesley McFadden	16	324	20.3
1989	Doug Thomas	12	249	20.8
1990	Doug Thomas	11	333	30.3
1991	Larry Ryans	14	319	22

YEARLY LEADERS

2010	Marcus Gilchrist	27	639	23.7
2011	Sammy Watkins	33	826	25.0
2012	Sammy Watkins	13	257	19.8
2013	Sammy Watkins	14	293	20.9
2014	T.J. Green	21	445	21.2

^ - led the nation

ALL-PURPOSE YARDS

Year	Player, Pos.	Rush	Rec	PR	KOR	Total
1961	Elmo Lam, TB	270	237	179	26	712
1962	Mack Matthews, TB	266	30	96	215	607
1963	Hugh Mauldin, TB	218	110	63	193	584
1964	Hal Davis, TB	533	56	39	110	738
1965	Hugh Mauldin, RB	686	91	---	61	838
1966	Buddy Gore, TB	750	10	---	302	1062
1967	Buddy Gore, TB	1045	45	---	118	1208
1968	Buddy Gore, TB	776	10	---	217	1003
1969	Ray Yauger, TB	968	130	---	65	1163
1970	Ray Yauger, TB	711	112	---	---	823
1971	Rick Gilstrap, TB	514	-4	---	201	711
1972	Wade Hughes, FB	761	23	---	32	816
1973	Jay Washington, RB	428	28	---	474	930
1974	Ken Callicutt, RB	809	76	---	---	885
1975	Ken Callicutt, RB	572	47	---	---	619
1976	Warren Ratchford, TB	676	23	---	226	925
1977	Jerry Butler, WR	6	824	---	---	830
1978	Lester Brown, TB	1022	55	---	---	1077
1979	Marvin Sims, FB	743	48	---	---	791
1980	Perry Tuttle, WR	23	915	---	---	938
1981	Perry Tuttle, WR	21	883	---	266	1170
1982	Cliff Austin, TB	1064	15	---	---	1079
1983	Kevin Mack, FB	866	116	---	---	982
1984	Stacey Driver, TB	627	53	---	---	680
1985	Kenny Flowers, TB	1200	26	---	40	1266
1986	Terence Flagler, TB	1258	188	---	---	1446
1987	Terry Allen, TB	973	80	---	73	1126
1988	Terry Allen, TB	1192	125	---	7	1324
1989	Joe Henderson, TB	848	97	---	188	1133
1990	Ronald Williams, TB	941	1	---	---	942
1991	Rodney Blunt, TB	747	178	---	---	925
1992	Rodney Blunt, TB	824	17	---	---	841
1993	Andre Humphrey, CB	---	---	179	663	842
1994	Antwan Wyatt, WR	256	282	---	---	538
1995	Antwan Wyatt, WR	34	683	249	452	1418
1996	Raymond Priestler, TB	1345	115	---	---	1460
1997	Tony Horne, WR	7	907	332	536	1782

1998	Travis Zachery, TB	635	144	216	---	995
1999	Rod Gardner, WR	1	1084	---	---	1085
2000	Travis Zachery, TB	1027	313	30	---	1370
2001	Derrick Hamilton, WR	38	684	23	476	1221
2002	Derrick Hamilton, WR	208	602	377	696	1883
2003	Derrick Hamilton, WR	111	1026	218	360	1735
2004	Airese Currie, WR	8	868	---	212	1088
2005	Chansi Stuckey, WR	78	770	199	22	1069
2006	C.J. Spiller, RB	938	210	33	234	1415
2007	C.J. Spiller, RB	748	271	137	547	1723
2008	C.J. Spiller, RB	629	436	189	516	1770
2009	C.J. Spiller, RB	1212	503	210	755	2661
2010	Jamie Harper, RB	760	328	---	43	1131
2011	Sammy Watkins, WR	231	1219	12	826	2288
2012	Andre Ellington, RB	1081	232	---	178	1491
2013	Sammy Watkins, WR	11	1464	0	293	1768
2014	Mike Williams, WR	---	1030	---	---	1030

INTERCEPTIONS

Year	Player, Pos.	Int.	Yards
1938	Shad Bryant, DB	3	29
1939	Banks McFadden, DB	2	27
1940	Charlie Timmons, DB	4	5
1941	Charlie Wright, DB	4	44
1942	Butch Butler, DB	4	37
1943	Butch Butler, DB	3	3
1944	Billy G. Rogers, DB	3	22
1945	Eddis Freeman, DB	3	24
1946	Gerald Leverman, DB	2	10
1947	Ray Mathews, DB	2	66
1948	Ray Mathews, DB	5	49
1949	Jim Reynolds, DB	3	13
1950	Fred Knoebel, CB	6	68
1951	Fred Knoebel, CB	7	37
1952	Pete Cook, SS	4	47
1953	Ken Moore, DB	2	85
1954	Don King, DB	2	14
1955	Charlie Bussey, DB	2	52
1956	Joel Wells, DB	2	6
1957	Doug Cline, DB	2	34
1958	Bobby Morgan, DB	2	9
1959	George Usry, DB	3	106
1960	Joe Anderson, DB	3	29
1961	Harry Pavilack, DB	2	3
1962	Rodney Rogers, DB	3	16
1963	Jimmy Bell, DB	3	48
1964	Jimmy Bell, DB	5	0
1965	Wayne Page, DB	4	17
1966	Phil Marion, DB	4	31
1967	Richie Luzzi, DB	3	54
1968	John Fulmer, DB	3	24
1969	Dale Henry, DB	3	29
1970	Don Kelley, DB	3	156
1971	Bobby Johnson, DB	4	57
1972	Bobby Johnson, DB	3	16
1973	Lynn Carson, DB	5	65
1974	Dennis Smith, DB	6	47
1975	Peanut Martin, CB	2	9
1976	Randy Scott, LB	2	6
1977	Steve Ryan, CB	6	67
1978	Rex Varn, SS	4	148
1979	Terry Kinard, FS	3	93
1980	Eddie Geathers, CB	3	20
1981	Terry Kinard, FS	6	51
1982	Johnny Rembert, LB	6	128
1983	Ty Davis, CB	4	21
1984	Terence Mack, OLB	3	28
1985	Kenny Danforth, SS	2	24
1986	Delton Hall, CB	4	121
1987	Donnell Woolford, CB	5	0
1988	Gene Beasley, SS	3	27
1989	Robert O'Neal, FS	8	96
1990	Dexter Davis, CB	6	32
1991	Tyron Mouzon, SS	3	18
1992	Darnell Stephens, SS	3	55
1993	Dexter McCleon, CB/QB	3	14
1994	Dexter McCleon, CB	4	27
1995	Brian Dawkins, SS	6	55
1996	Peter Ford, CB	2	66
1997	Antwan Edwards, CB	4	81
1998	Antwan Edwards, CB	2	56
1999	Robert Carswell, FS	6	72
2000	Alex Ardley, CB	6	61
2001	Charles Hafley, SS	4	2
2002	Justin Miller, CB	8	50
2003	Jamaal Fudge, ROV	4	66
2004	Jamaal Fudge, ROV	3	55
2005	C.J. Gaddis, CB	3	36
2006	Cezdon Butler, CB	3	35
2007	Chris Chancellor, CB	4	12


2008	Michael Hamlin, S	6	111
2009	DeAndre McDaniel, S	8	128
2010	DeAndre McDaniel, S	4	33
2011	Jonathan Meeks, S	3	58
2012	Rashard Hall, S	4	17
2013	Jayron Kearsse, S	4	62
2014	Jadar Johnson, S	2	84

Note: Ties broken by return yards.

PUNTING AVERAGE

Year	Player	Punts	Yards	Avg.
1938	Bob Bailey	44	1631	37.1
1939	Banks McFadden	65	2828	43.5
1940	Chippy Maness	51	1989	39.0
1941	Booty Payne	47	1931	41.1
1942	Butch Butler	73	2679	36.7
1943	Butch Butler	32	1316	41.1
1944	Sid Tinsley	52	2070	39.8
1945	Butch Butler	50	1864	37.3
1946	Gerald Leverman	30	1067	35.5
1947	Bobby Gage	52	2054	39.5
1948	Bobby Gage	37	1317	35.6
1949	Jackie Calvert	26	1087	41.8
1950	Billy Hair	18	610	33.9
1951	Billy Hair	39	632	29.7
1952	Jack Shown	55	2073	37.7
1953	Don King	18	668	37.1
1954	Joe Pagliei	26	955	36.7
1955	Joe Pagliei	20	782	39.1
1956	Charlie Bussey	39	1410	36.1
1957	Charlie Horne	22	695	31.6
1958	Bill Mathis	22	787	35.8
1959	Lowndes Shingler	24	858	35.8
1960	Eddie Wernitz	38	1376	36.2
1961	Eddie Wernitz	56	2249	40.2
1962	Eddie Wernitz	41	1667	40.7
1963	Hugh Mauldin	37	1157	31.3
1964	Don Barfield	60	2191	36.5
1965	Don Barfield	62	2503	40.4
1966	Don Barfield	55	2132	38.7
1967	Sammy Cain	64	2423	37.9
1968	Sammy Cain	60	2235	37.3
1969	Sammy Cain	48	1785	37.3
1970	Jack Anderson	35	1434	41.0
1971	Tony Anderson	73	2714	37.2
1972	Tony Anderson	71	2724	38.4
1973	Mitch Tyner	61	2552	41.8
1974	Mitch Tyner	66	2649	40.1
1975	Richard Holliday	31	1083	35.0
1976	Mike O'Cain	55	2110	38.4
1977	David Sims	64	2462	38.7
1978	David Sims	50	2010	40.2
1979	David Sims	79	3468	43.9
1980	Richard Hendley	52	2001	38.5
1981	Dale Hatcher	44	1908	43.4
1982	Dale Hatcher	46	1871	40.7
1983	Dale Hatcher	47	2051	43.6
1984	Dale Hatcher	54	2361	43.7
1985	Andy Newell	57	2276	39.9
1986	Bill Spiers	59	2310	39.2
1987	Rusty Seyle	53	2011	37.9
1988	Chris Gardocki	45	1924	42.8
1989	Chris Gardocki	48	2062	43.0
1990	Chris Gardocki	58	2580	44.5
1991	Chuck Lynch	58	2146	37.0
1992	Nelson Welch	63	2525	40.1
1993	Nelson Welch	41	1579	38.5
1994	Nelson Welch	76	2980	39.2
1995	Chris McNally	50	2136	42.7
1996	Kevin Laird	69	2568	37.2
1997	Kevin Laird	67	2865	42.8
1998	Kevin Laird	75	3114	41.5
1999	Ryan Romano	65	2594	39.9
2000	Jamie Somaini	65	2552	39.3
2001	Wynn Kopp	48	1848	38.5
2002	Wynn Kopp	63	2340	37.1
2003	Cole Chason	58	2238	38.6
2004	Cole Chason	66	2656	40.2
2005	Cole Chason	50	1822	36.4
2006	Cole Chason	50	2064	41.3
2007	Jimmy Maners	55	2354	42.8
2008	Jimmy Maners	49	1985	40.5
2009	Dawson Zimmerman	55	2153	39.1
2010	Dawson Zimmerman	60	2563	42.7
2011	Dawson Zimmerman	65	2717	41.8
2012	Spencer Benton	48	1880	39.2
2013	Bradley Pinion	56	2205	39.4
2014	Bradley Pinion	75	3194	42.6

Note: Leaders based on 3.6 punts per game or largest number of punts that season if no one attempted 3.6 per game.



SAFETY ROBERT CARSWELL LED THE TIGERS WITH SIX INTERCEPTIONS IN 1999.

INDIVIDUAL SEASON BESTS

RUSHING YARDS

Rk	Player	Year	Car.	Yards	Avg.
1.	Raymond Priester	1996	257	1345	5.2
2.	Raymond Priester	1995	238	1322	5.6
3.	Terrence Flagler	1986	192	1258	6.6
4.	C.J. Spiller	2009	216	1212	5.6
5.	Kenny Flowers	1985	227	1200	5.3
6.	Terry Allen	1988	216	1192	5.5
7.	James Davis	2006	203	1187	5.8
8.	Andre Ellington	2011	223	1178	5.3
9.	Andre Ellington	2012	212	1081	5.1
10.	Cliff Austin	1982	197	1064	5.4
	James Davis	2007	214	1064	5.0
12.	Woodrow Dantzler	2001	221	1061	4.8
13.	Buddy Gore	1967	230	1045	4.5
14.	Woodrow Dantzler	2000	190	1028	5.4
15.	Travis Zachery	2000	206	1027	5.0
16.	Roderick McDowell	2013	189	1025	5.4
17.	Lester Brown	1978	202	1022	5.1

RUSHING YARDS PER GAME

Rk	Player	Year	G	Yards	Y/G
1.	Raymond Priester	1996	12	1345	112.1
2.	Raymond Priester	1995	12	1322	110.2
3.	Cliff Austin	1982	10	1064	106.4
4.	Terrence Flagler	1986	12	1258	104.8
5.	Buddy Gore	1967	10	1045	104.5
6.	Kenny Flowers	1985	12	1200	100.0
7.	Terry Allen	1988	12	1192	99.3
8.	Ray Auger	1969	10	968	96.8
9.	James Davis	2006	13	1187	91.3
10.	Andre Ellington	2011	13	1178	90.6

YARDS PER CARRY

Rk	Player	Year	Car-Yards	Y/C
1.	Billy Hair	1950	71-525	7.39
2.	C.J. Spiller	2006	129-938	7.27
3.	Andre Ellington	2009	68-491	7.22
4.	Ronald Williams	1991	82-585	7.13
5.	Terrence Flagler	1986	192-1258	6.55
6.	Jackie Calvert	1950	105-663	6.31
7.	Ray Mathews	1949	118-728	6.17
8.	Hal Davis	1984	87-533	6.13
9.	Shad Bryant	1939	84-508	6.05
10.	Banks McFadden	1939	78-468	6.01

Note: Minimum 400 yards.

RUSHING TOUCHDOWNS

Rk	Player	Year	G	Car.	Yards	Y/C	TD
1.	Lester Brown	1978	12	202	1022	5.1	17
	James Davis	2006	13	203	1187	5.8	17
3.	Travis Zachery	1999	11	185	820	4.4	16
4.	Fred Cone	1950	10	184	845	4.6	14
	Cliff Austin	1982	10	197	1064	5.4	14
	Emory Smith	1995	12	145	712	4.9	14
7.	Kenny Flowers	1985	12	227	1200	5.3	13
	Woodrow Dantzler	2000	12	190	1028	5.4	13
	Travis Zachery	2000	12	206	1027	5.0	13

10. C.J. Spiller 2009 14 216 1212 5.6 12

PASSING ATTEMPTS

Rk	Player	Year	Yards	Pct.	Co.	Att.
1.	Tajh Boyd	2011	3828	59.7	298	499
2.	Charlie Whitehurst	2003	3561	61.9	288	465
3.	Cullen Harper	2007	2991	65.1	282	433
4.	Tajh Boyd	2012	3896	67.2	287	427
5.	Tajh Boyd	2013	3851	68.5	283	413
6.	Kyle Parker	2009	2526	55.6	205	369
7.	Cullen Harper	2008	2601	61.4	221	360
8.	Charlie Whitehurst	2004	2067	50.7	177	349
9.	Kyle Parker	2010	2213	57.5	196	341
10.	Charlie Whitehurst	2005	2483	67.4	229	340

COMPLETIONS

Rk	Player	Year	Yards	Pct.	Att.	Co.
1.	Tajh Boyd	2011	3828	59.7	499	298
2.	Charlie Whitehurst	2003	3561	61.9	465	288
3.	Tajh Boyd	2012	3896	67.2	427	287
4.	Tajh Boyd	2013	3851	68.5	413	283
5.	Cullen Harper	2007	2991	65.1	433	282
6.	Charlie Whitehurst	2005	2483	67.4	340	229
7.	Cullen Harper	2008	2601	61.4	360	221
8.	Kyle Parker	2009	2526	55.6	369	205
9.	Woodrow Dantzler	2001	2578	60.8	334	203
10.	Kyle Parker	2010	2213	57.5	341	196

PASSING YARDS

Rk	Player	Year	Att.	Co.	Pct.	Yards
1.	Tajh Boyd	2012	427	287	67.2	3896
2.	Tajh Boyd	2013	413	283	68.5	3851
3.	Tajh Boyd	2011	499	298	59.7	3828
4.	Charlie Whitehurst	2003	465	288	61.9	3561
5.	Cullen Harper	2007	433	282	65.1	2991
6.	Cullen Harper	2008	360	221	61.4	2601
7.	Woodrow Dantzler	2001	334	203	60.8	2578
8.	Kyle Parker	2009	369	205	55.6	2526
9.	Charlie Whitehurst	2005	340	229	67.4	2483
10.	Will Proctor	2006	304	183	60.2	2353

PASSING YARDS PER GAME

Rk	Player	Year	G	Co.	Att.	Yards	Y/G
1.	Tajh Boyd	2012	13	287	427	3896	299.7
2.	Tajh Boyd	2013	13	283	413	3851	296.2
3.	Charlie Whitehurst	2003	13	288	465	3561	273.9
4.	Tajh Boyd	2011	14	298	499	3828	273.4
5.	Cullen Harper	2007	13	282	433	2991	230.1
6.	Charlie Whitehurst	2005	11	229	340	2483	225.7
7.	Woodrow Dantzler	2001	12	203	334	2578	214.8
8.	Cullen Harper	2008	13	221	360	2601	200.1
9.	Charlie Whitehurst	2004	11	177	349	2067	187.9
10.	Nealon Greene	1997	12	180	290	2212	184.3

PASSING EFFICIENCY

Rk	Player	Year	Co.	Att.	Yards	TD	I	Eff.
1.	Deshaun Watson	2014	93	137	1466	14	2	188.6
2.	Tajh Boyd	2013	283	413	3851	34	11	168.7
3.	Tajh Boyd	2012	287	427	3896	36	13	165.6
4.	Willie Jordan	1975	40	73	728	5	1	158.3
5.	Harvey White	1957	46	95	841	11	3	154.6
6.	Mike Eppley	1983	99	166	1410	13	9	146.0
7.	Mark Fellers	1974	42	92	783	10	5	143.1
8.	Chris Morocco	1989	79	134	1131	6	2	141.7
9.	Tajh Boyd	2011	298	499	3828	33	12	141.2
10.	Cullen Harper	2007	282	433	2991	27	6	141.0

Note: Minimum 70 passing attempts.

COMPLETION PERCENTAGE

Rk	Player	Year	Co.	Att.	Yards	Pct.
1.	Tajh Boyd	2013	283	413	3851	68.5
2.	Deshaun Watson	2014	93	137	1466	67.9
3.	Charlie Whitehurst	2005	229	340	2483	67.4
4.	Tajh Boyd	2012	287	427	3896	67.2
5.	Cullen Harper	2007	282	433	2991	65.1
6.	Cole Stoudt	2014	191	302	1892	63.2
7.	Brandon Streeter	1999	135	214	1466	63.1
8.	Nealon Greene	1997	180	290	2212	62.1
9.	Charlie Whitehurst	2003	288	465	3561	61.9
10.	Cullen Harper	2008	221	360	2601	61.4

Note: Minimum 100 passing attempts.

PASSING TOUCHDOWNS

Rk	Player	Year	Co.	Att.	Yards	TD
1.	Tajh Boyd	2012	287	427	3896	36
2.	Tajh Boyd	2013	283	413	3851	34
3.	Tajh Boyd	2011	298	499	3828	33
4.	Cullen Harper	2007	282	433	2991	27
5.	Woodrow Dantzler	2001	203	334	2578	21
	Charlie Whitehurst	2003	288	465	3561	21

7.	Kyle Parker	2009	205	369	2526	20
8.	Nealon Greene	1997	180	290	2212	16
	Will Proctor	2006	183	304	2353	16
10.	Mike Eppley	1984	116	213	1494	14
	Deshaun Watson	2014	93	137	1466	14

TOTAL OFFENSE YARDS

Rk	Player	Year	Rush	Pass	Total
1.	Tajh Boyd	2012	514	3896	4410
2.	Tajh Boyd	2013	400	3851	4251
3.	Tajh Boyd	2011	218	3828	4046
4.	Woodrow Dantzler	2001	1061	2578	3639
5.	Charlie Whitehurst	2003	49	3561	3610
6.	Cullen Harper	2007	-89	2991	2902
7.	Woodrow Dantzler	2000	1028	1871	2899
8.	Kyle Parker	2009	135	2526	2661
9.	Nealon Greene	1997	345	2212	2557
10.	Charlie Whitehurst	2005	26	2483	2509

TOTAL OFFENSE YARDS PER GAME

Rk	Player	Year	G	Rush	Pass	Total	Y/G
1.	Tajh Boyd	2012	13	514	3896	4410	339.2
2.	Tajh Boyd	2013	13	400	3851	4251	327.0
3.	Woodrow Dantzler	2001	12	1061	2578	3639	303.3
4.	Tajh Boyd	2011	14	218	3828	4046	289.0
5.	Charlie Whitehurst	2003	13	49	3561	3610	277.7
6.	Woodrow Dantzler	2000	12	1028	1871	2899	241.6
7.	Charlie Whitehurst	2005	11	26	2483	2509	228.1
8.	Cullen Harper	2007	13	-89	2991	2902	223.2
9.	Nealon Greene	1997	12	345	2212	2257	213.1
10.	Woodrow Dantzler	1999	10	588	1506	2094	209.4

ALL-PURPOSE YARDS

Rk	Player	Year	Rush	Rec.	PR	KOR	Total
1.	C.J. Spiller	2009	1212	503	210	755	2680
2.	Sammy Watkins	2011	231	1219	12	826	2288
3.	Derrick Hamilton	2002	208	602	377	696	1883
4.	Tony Horne	1997	7	907	332	536	1782
5.	C.J. Spiller	2008	629	436	189	516	1770
6.	Sammy Watkins	2013	11	1464	0	293	1768
7.	Derrick Hamilton	2003	111	1026	218	380	1735
8.	C.J. Spiller	2007	768	271	137	547	1723
9.	Andre Ellington	2012	1081	232	---	178	1491
10.	Raymond Priester	1996	1345	115	---	---	1460


RECEPTIONS

Rk	Player	Year	G	Yards	Avg.	Rec.
1.	Sammy Watkins	2013	13	1464	14.5	101
2.	Aaron Kelly	2007	13	1081	12.3	88
3.	Sammy Watkins	2011	13	1219	14.9	82
	DeAndre Hopkins	2012	13	1405	17.1	82
5.	Rod Gardner	1999	12	1084	13.6	80
6.	Artavis Scott	2014	13	965	12.7	76
7.	DeAndre Hopkins	2011	14	978	13.6	72
8.	Tony Horne	1997	12	907	13.0	70
	Kevin Youngblood	2003	13	897	12.8	70
10.	Aaron Kelly	2008	13	722	10.8	67

RECEPTIONS PER GAME

Rk	Player	Year	G	Rec.	Rec./G
1.	Sammy Watkins	2013	13	101	7.77
2.	Aaron Kelly	2007	13	88	6.77
3.	Rod Gardner	1999	12	80	6.75
4.	Sammy Watkins	2011	13	82	6.31
	DeAndre Hopkins	2012	13	82	6.31
6.	Artavis Scott	2014	13	76	5.85
7.	Tony Horne	1997	12	70	5.83
8.	Sammy Watkins	2012	10	57	5.70
9.	Airese Currie	2004	11	61	5.55
10.	Kevin Youngblood	2003	13	70	5.38

INDIVIDUAL SEASON BESTS



DALE HATCHER'S 42.4-YARD NET PUNTING AVERAGE IN 1984 IS STILL CLEMSON RECORD.

5. Ray Mathews	1948	14-379	27.1
6. Glenn Smith	1950	22-498	22.6
7. Joe Pagliei	1955	10-223	22.3
8. Craig Brantley	1975	22-475	21.6
9. Joe Blalock	1939	15-322	21.5
10. Joe Blalock	1940	10-211	21.1

Note: Minimum 10 receptions.

RECEIVING TOUCHDOWNS

Rk Player	Year	G	Rec.	Yards	Avg.	TD
1. DeAndre Hopkins	2012	13	82	1405	17.1	18
2. Sammy Watkins	2011	13	82	1219	14.9	12
Sammy Watkins	2013	13	101	1464	14.5	12
4. Aaron Kelly	2007	13	88	1081	12.3	11
5. Derrick Hamilton	2003	13	62	1026	16.5	10
6. Perry Tuttle	1981	12	52	833	17.0	8
Terrance Roulhac	1984	11	26	512	19.7	8
Tony Horne	1997	12	70	907	13.0	8
Dwayne Allen	2011	14	50	598	12.0	8
Brandon Ford	2012	12	31	411	13.3	8
Artavis Scott	2014	13	76	965	12.7	8

TOTAL TOUCHDOWNS

Rk Player	Year	Rush	Rec.	Ret.	TD
1. C.J. Spiller	2009	12	4	5	21
2. Travis Zachery	2000	13	5	0	18
DeAndre Hopkins	2012	0	18	0	18
4. Lester Brown	1978	17	0	0	17
James Davis	2006	17	0	0	17
6. Travis Zachery	1999	16	0	0	16
7. Fred Cone	1950	14	1	0	15
Emory Smith	1995	14	1	0	15
9. Cliff Austin	1982	14	0	0	14
10. Kenny Flowers	1985	13	0	0	13
Terrence Flagler	1986	10	3	0	13
Woodrow Dantzler	2000	13	0	0	13
Sammy Watkins	2011	0	12	1	13

PUNT RETURN YARDS

Rk Player	Year	PR	Avg.	Yards
1. Shad Bryant	1938	27	18.0	487
2. Don Kelley	1970	24	16.2	389
3. Derrick Hamilton	2002	35	10.8	377
4. Darnell Stephens	1991	29	12.5	362
5. Donnell Woolford	1987	23	15.0	345
6. Justin Miller	2004	26	13.0	339
7. Tony Horne	1997	32	10.4	332
8. Willie Jordan	1977	33	9.1	300
9. James Lott	1987	24	12.1	290
10. Joe Don Reames	2000	23	12.2	281

PUNT RETURN AVERAGE

Rk Player	Year	PR	Yards	Avg.
1. Brian Mance	2000	6	192	32.0

2. C.J. Spiller	2009	8	210	26.3
3. Elmo Lam	1961	8	179	22.4
4. Joe Pagliei	1954	7	134	19.1
5. Harry Pavilack	1960	6	112	18.7
6. Shad Bryant	1938	27	487	18.0
7. Bobby Gage	1948	12	203	16.9
8. Jeff Siepe	1971	9	148	16.4
9. Don Kelley	1970	24	389	16.2
10. Jackie Calvert	1950	14	225	16.1

Note: Minimum five punt returns.

KICKOFF RETURN YARDS

Rk Player	Year	KOR	Avg.	Yards
1. Sammy Watkins	2011	33	25.0	826
2. C.J. Spiller	2009	23	32.8	755
3. Derrick Hamilton	2002	32	21.8	696
4. Andre Humphrey	1993	29	22.9	663
5. Justin Miller	2004	20	33.1	661
6. Marcus Gilchrist	2010	27	23.7	639
7. Brian Mance	2001	25	23.5	588
8. Terrence Roulhac	1986	18	32.1	578
9. Bob Bosler	1970	28	20.3	568
10. C.J. Spiller	2007	19	28.8	547

KICKOFF RETURN AVERAGE

Rk Player	Year	KOR	Yards	Avg.
1. Justin Miller	2002	13	456	35.1
2. Derrick Hamilton	2003	11	380	34.5
3. Justin Miller	2004	20	661	33.1
4. C.J. Spiller	2009	23	755	32.8
5. Jacoby Ford	2006	13	426	32.8
6. Terrence Roulhac	1986	18	578	32.1
7. Derrick Hamilton	2001	15	476	31.7
8. Doug Thomas	1990	11	333	30.3
9. Bill Mathis	1959	10	294	29.4
10. Joe Henderson	1987	14	407	29.1

Note: Minimum 10 kickoff returns.

PUNTING AVERAGE

Rk Player	Year	Punts	Yards	Avg.
1. Chris Gardocki	1990	58	2580	44.5
2. David Sims	1979	79	3468	43.8
3. Dale Hatcher	1984	54	2361	43.7
4. Dale Hatcher	1983	47	2051	43.6
5. Banks McFadden	1939	65	2828	43.5
6. Dale Hatcher	1981	44	1908	43.4
7. Chris Gardocki	1989	48	2062	43.0
8. Jimmy Maners	2007	55	2354	42.8
9. Kevin Laird	1997	67	2865	42.8
10. Chris Gardocki	1988	45	1924	42.8

NET PUNTING AVERAGE

Rk Player	Year	Net
1. Dale Hatcher	1984	42.4
2. David Sims	1979	40.6
3. Dawson Zimmerman	2010	40.6
4. Dale Hatcher	1983	40.5
5. Dale Hatcher	1981	40.5
6. Bradley Pinion	2014	40.3
7. Chris Gardocki	1989	39.4
8. Chris Gardocki	1990	39.3
9. Dale Hatcher	1982	38.8
10. Cole Chason	2006	38.6

FIELD GOALS MADE

Rk Player	Year	Pct.	Att.	Made
1. Jad Dean	2005	77.4	31	24
2. Obed Ariri	1980	76.7	30	23
3. Chris Gardocki	1989	75.9	29	22
Chris Gardocki	1990	78.6	28	22
Nelson Welch	1992	78.6	28	22
Mark Buchholz	2007	61.1	36	22
Chandler Catanzaro	2011	81.5	27	22
8. Ammon Lakip	2014	75.0	28	21
9. Richard Jackson	2009	64.5	31	20
10. Chris Gardocki	1988	59.4	32	19
Nelson Welch	1991	67.9	28	19

FIELD GOALS ATTEMPTED

Rk Player	Year	Made	Pct.	Att.
1. Mark Buchholz	2007	22	61.1	36
2. Chris Gardocki	1988	19	59.4	32
3. Jad Dean	2005	24	77.4	31
Richard Jackson	2009	20	64.5	31
5. Obed Ariri	1980	23	76.7	30
6. Chris Gardocki	1989	22	75.9	29
7. Chris Gardocki	1990	22	78.6	28
Nelson Welch	1991	19	67.9	28
Nelson Welch	1992	22	78.6	28
Ammon Lakip	2014	21	75.0	28

EXTRA POINTS MADE

Rk Player	Year	Att.	Pct.	Made
1. Chandler Catanzaro	2013	61	98.4	60
2. Chandler Catanzaro	2012	59	96.6	57
3. Chandler Catanzaro	2011	53	98.1	52
4. Mark Buchholz	2007	48	100.0	48
5. Jad Dean	2006	50	92.0	46
6. Aaron Hunt	2000	47	95.7	45
7. Obed Ariri	1978	46	95.7	44
8. Aaron Hunt	2001	45	97.8	44
9. Ammon Lakip	2014	44	97.7	43
10. Donald Igwebuike	1984	41	100.0	41
Chris Gardocki	1989	41	100.0	41
Richard Jackson	2009	43	95.3	41

EXTRA POINTS ATTEMPTED

Rk Player	Year	Made	Pct.	Att.
1. Chandler Catanzaro	2013	60	98.4	61
2. Chandler Catanzaro	2012	57	96.6	59
3. Chandler Catanzaro	2011	52	98.1	53
4. Jad Dean	2006	46	92.0	50
5. Mark Buchholz	2007	48	100.0	48
6. Charles Radcliffe	1950	38	80.9	47
Aaron Hunt	2000	45	95.7	47
8. Obed Ariri	1978	44	95.7	46
Aaron Hunt	2001	45	97.8	46
10. Ammon Lakip	2014	43	97.7	44

KICK SCORING

Rk Player	Year	FG-FGA	PAT	TP
1. Chandler Catanzaro	2011	22-27	52-53	118
2. Mark Buchholz	2007	22-36	48-48	114
3. Chandler Catanzaro	2012	18-19	57-59	111
4. Chris Gardocki	1989	22-29	41-41	107
5. Jad Dean	2005	24-31	34-35	106
Ammon Lakip	2014	21-28	43-44	106
7. Richard Jackson	2009	20-31	41-43	101
8. Chandler Catanzaro	2013	13-14	60-61	99
9. Chris Gardocki	1990	22-28	30-30	96

SCORING

Rk Player	Year	TD	FG	*PAT	TP
1. C.J. Spiller	2009	21	---	2	128
2. Chandler Catanzaro	2011	---	22	52	118
3. Mark Buchholz	2007	---	22	48	114
4. Chandler Catanzaro	2012	---	18	57	111
5. Travis Zachery	2000	18	---	---	108
DeAndre Hopkins	2012	18	---	---	108
7. Chris Gardocki	1989	---	22	41	107
8. Jad Dean	2005	---	24	34	106
Ammon Lakip	2014	---	21	43	106
10. Lester Brown	1978	17	---	---	102
James Davis	2006	17	---	---	102

* - total points

INTERCEPTIONS

Rk Player	Year	Yards	TD	Int.
1. Robert O'Neal	1989	96	0	8
Justin Miller	2002	50	0	8
DeAndre McDaniel	2009	128	1	8
4. Fred Knoebel	1951	29	0	7
5. Dennis Smith	1974	47	1	6
Steve Ryan	1977	67	0	6
Terry Kinard	1981	31	0	6
Terry Kinard	1982	3	0	6
Johnny Rembert	1982	128	1	6
Dexter Davis	1990	32	1	6
Brian Dawkins	1995	55	1	6
Robert Carswell	1999	72	0	6
Alex Ardley	2000	61	0	6
Brian Mance	2002	1	0	6
Michael Hamlin	2008	111	0	6
Rashard Hall	2009	67	0	6

INTERCEPTION RETURN YARDS

Rk Player	Year	TD	Int.	Yards
1. Don Kelley	1970	1	3	156
2. Rex Varn	1978	1	4	148
3. Crezdon Butler	2008	0	4	142
4. Jimmy Quarles	1951	1	4	140
5. Johnny Rembert	1982	1	6	128
DeAndre McDaniel	2009	1	8	128
7. Arlington Nunn	1990	3	3	115
Leomont Evans	1995	0	4	115
9. Michael Hamlin	2008	0	6	111
10. Rex Varn	1977	1	4	109

CAREER LEADERS

RUSHING

RUSHING YARDS

Rk	Player	Years	Car.	Y/C	TD	Yards
1.	Raymond Priester	1994-97	805	4.93	21	3966
2.	James Davis	2005-08	753	5.15	47	3881
3.	C.J. Spiller	2006-09	606	5.85	32	3547
4.	Andre Ellington	2009-12	621	5.53	33	3436
5.	Travis Zachery	1998-01	691	4.43	41	3058
6.	Kenny Flowers	1983-86	590	4.94	26	2914
7.	Terry Allen	1987-89	523	5.31	28	2778
8.	Woodrow Dantzler	1998-01	591	4.67	27	2761
9.	Buddy Gore	1966-68	600	4.29	15	2571
10.	Ray Yauger	1968-70	555	4.39	16	2439
11.	Chuck McSwain	1979-82	483	4.80	23	2320
12.	Stacey Driver	1982-85	476	4.82	15	2293
13.	Ken Callicutt	1973-77	492	4.59	11	2256
14.	Lester Brown	1976-79	505	4.45	31	2228
15.	Rodney Blunt	1989-93	508	4.28	13	2173

CARRIES

Rk	Player	Years	Yards	Y/C	Car.
1.	Raymond Priester	1994-97	3966	4.93	805
2.	James Davis	2005-08	3881	5.15	753
3.	Travis Zachery	1998-01	3058	4.43	691
4.	Andre Ellington	2009-12	3436	5.53	621
5.	C.J. Spiller	2006-09	3547	5.85	606
6.	Buddy Gore	1966-68	2571	4.29	600
7.	Woodrow Dantzler	1998-01	2761	4.67	591
8.	Kenny Flowers	1983-86	2914	4.94	590
9.	Ray Yauger	1968-70	2439	4.39	555
10.	Steve Fuller	1975-78	1737	3.20	535
11.	Terry Allen	1987-89	2778	5.31	523
12.	Rodney Blunt	1989-93	2173	4.28	508
13.	Lester Brown	1976-79	2228	4.45	505
	Tajh Boyd	2010-13	1165	2.31	505
15.	Ken Callicutt	1973-77	2256	4.59	492


YARDS PER CARRY

Rk	Player	Years	Car.	Yards	Y/C
1.	Jackie Calvert	1948-50	194	1149	5.92
2.	C.J. Spiller	2006-09	606	3547	5.85
3.	Terrence Flagler	1983-86	379	2162	5.70
4.	Ray Mathews	1947-50	331	1886	5.70
5.	Ronald Williams	1990-92	326	1824	5.60
6.	Andre Ellington	2009-12	621	3436	5.53
7.	Doug Cline	1957-59	209	1117	5.34
8.	Roderick McDowell	2010-13	318	1699	5.34
9.	Buck George	1951-54	240	1280	5.33
10.	Terry Allen	1987-89	523	2778	5.31
11.	Hal Davis	1962-64	194	1024	5.28
12.	Wesley McFadden	1985-89	220	1135	5.16
13.	James Davis	2005-08	753	3881	5.15
14.	Joel Wells	1954-56	383	1937	5.06
15.	Cliff Austin	1978-82	423	2139	5.06

Note: Minimum 1,000 yards.

RUSHING TOUCHDOWNS

Rk	Player	Years	Car.	Yards	TD
1.	James Davis	2005-08	753	3881	47
2.	Travis Zachery	1998-01	691	3058	41
3.	Andre Ellington	2009-12	621	3436	33
4.	C.J. Spiller	2006-09	606	3547	32
5.	Lester Brown	1976-79	505	2228	31
6.	Fred Cone	1948-50	466	2172	30
7.	Terry Allen	1987-89	523	2778	28
8.	Cliff Austin	1978-82	423	2139	27
	Woodrow Dantzler	1998-01	591	2761	27



CHARLIE WHITEHURST RANKS SECOND IN CLEMSON HISTORY IN PASSING YARDS ATTEMPTS, COMPLETIONS AND TOUCHDOWNS

10.	Kenny Flowers	1983-86	590	2914	26
	Tajh Boyd	2010-13	505	1165	26

PASSING

PASSING YARDS

Rk	Player	Years	Att.	Co.	Pct.	Yards
1.	Tajh Boyd	2010-13	1402	901	64.3	11,904
2.	Charlie Whitehurst	2002-05	1368	817	59.7	9665
3.	Woodrow Dantzler	1998-01	796	460	57.8	6037
4.	Cullen Harper	2005-08	815	518	63.6	5762
5.	Nealon Greene	1994-97	805	458	56.9	5719
6.	Kyle Parker	2009,10	710	401	56.5	4739
7.	Rodney Williams	1985-88	717	333	46.4	4647
8.	Steve Fuller	1975-78	554	287	51.8	4359
9.	Tommy Kendrick	1969-71	644	303	47.0	3893
10.	Homer Jordan	1979-82	479	250	52.2	3643
11.	Brandon Streeter	1996-99	519	294	56.6	3504
12.	Mike Eppley	1980-84	449	252	56.1	3354
13.	DeChane Cameron	1988-91	470	257	54.7	3300
14.	Will Proctor	2003-06	338	201	59.5	2634
	Cole Stoudt	2011-14	421	277	65.8	2634

PASSING ATTEMPTS

Rk	Player	Years	Co.	Yards	Att.
1.	Tajh Boyd	2010-13	901	11,904	1402
2.	Charlie Whitehurst	2002-05	817	9665	1368
3.	Cullen Harper	2005-08	518	5762	815
4.	Nealon Greene	1994-97	458	5719	805
5.	Woodrow Dantzler	1998-01	460	6037	796
6.	Rodney Williams	1985-88	333	4647	717
7.	Kyle Parker	2009,10	401	4739	710
8.	Tommy Kendrick	1969-71	303	3893	644
9.	Steve Fuller	1975-78	287	4359	554
10.	Brandon Streeter	1996-99	294	3504	519
11.	Homer Jordan	1979-82	250	3643	479
12.	DeChane Cameron	1988-91	257	3300	470
13.	Mike Eppley	1980-84	252	3354	449
14.	Cole Stoudt	2011-14	277	2634	421
15.	Jimmy Addison	1965-67	202	2616	393

COMPLETIONS

Rk	Player	Years	Att.	Yards	Co.
1.	Tajh Boyd	2010-13	1402	11,904	901
2.	Charlie Whitehurst	2002-05	1368	9665	817
3.	Cullen Harper	2005-08	815	5762	518
4.	Woodrow Dantzler	1998-01	796	6037	460
5.	Nealon Greene	1994-97	805	5719	458
6.	Kyle Parker	2009,10	710	4739	401
7.	Rodney Williams	1985-88	717	4647	333
8.	Tommy Kendrick	1969-71	644	3893	303
9.	Brandon Streeter	1996-99	519	3504	294
10.	Steve Fuller	1975-78	554	4359	287
11.	Cole Stoudt	2011-14	421	2634	277
12.	DeChane Cameron	1988-91	470	3300	257
13.	Mike Eppley	1980-84	449	3354	252
14.	Homer Jordan	1979-82	479	3643	250
15.	Willie Simmons	2000-02	391	2530	204

COMPLETION PERCENTAGE

Rk	Player	Years	Co.-Att.	Pct.
1.	Cole Stoudt	2011-14	277-421	65.8
2.	Tajh Boyd	2010-13	901-1402	64.3
3.	Cullen Harper	2005-08	518-815	63.6
4.	Charlie Whitehurst	2002-05	817-1368	59.7
5.	Will Proctor	2003-06	201-338	59.5
6.	Woodrow Dantzler	1998-01	460-796	57.8
7.	Nealon Greene	1994-97	458-805	56.9
8.	Chris Morocco	1986-89	89-157	56.7
9.	Brandon Streeter	1996-99	294-519	56.6
10.	Kyle Parker	2009,10	401-710	56.5
11.	Mike Eppley	1980-84	252-449	56.1
12.	DeChane Cameron	1988-91	257-470	54.7
13.	Billy Lott	1977-79	105-198	53.0
14.	Homer Jordan	1979-82	250-479	52.2
15.	Willie Simmons	2000-02	204-391	52.2

Note: Minimum 150 passing attempts.

PASSING YARDS PER ATTEMPT

Rk	Player	Years	Att.	Yards	Y/Att.
1.	Bobby Gage	1945-48	278	2448	8.81
2.	Jackie Calvert	1948-50	101	885	8.76

PASSING EFFICIENCY LEADERS

Rk	Player	Years	Att.	Co.	Pct.	Int.	Int. Pct.	Yards	Yards/Att.	TD	TD Pct.	Eff.
1.	Deshaun Watson	2014	137	93	67.9	2	1.46	1,466	10.70	14	10.22	188.6
2.	Tajh Boyd	2010-13	1402	901	64.3	39	2.78	11,904	8.49	107	7.63	155.2
3.	Will Proctor	2003-06	338	201	59.5	11	3.25	2634	7.79	19	5.62	137.0
4.	Cullen Harper	2005-08	815	518	63.6	20	2.45	5762	7.07	42	5.15	135.0
5.	Woodrow Dantzler	1998-01	796	460	57.8	24	3.02	6037	7.58	41	5.15	132.5
6.	Mark Fellers	1972-74	124	58	46.8	7	5.64	943	7.60	12	9.68	131.3
7.	Chris Morocco	1986-89	157	89	56.7	4	2.55	1238	7.89	6	3.82	130.4
8.	Mike Eppley	1980-84	449	252	56.1	26	5.79	3354	7.47	28	6.23	127.9
9.	Bobby Gage	1945-48	278	123	44.2	27	9.71	2448	8.81	24	8.63	127.3
10.	Cole Stoudt	2011-14	421	277	65.8	11	2.61	2634	6.26	17	4.04	126.5
11.	Nealon Greene	1994-97	805	458	56.9	26	3.22	5719	7.10	35	4.35	124.5
12.	Charlie Whitehurst	2002-05	1368	817	59.7	46	3.36	9665	7.07	49	3.58	124.2
13.	Harvey White	1957-59	289	145	50.2	12	4.15	2103	7.28	18	6.22	123.6
14.	Jackie Calvert	1948-50	101	40	39.6	8	7.92	885	8.76	8	7.92	123.5
15.	Steve Fuller	1975-78	554	287	51.8	21	3.79	4359	7.87	22	3.97	123.4

Note: Minimum 100 passing attempts.



CAREER LEADERS

TOUCHDOWN RESPONSIBILITY

Rk	Player	Years	Rush	Pass	*	Tot
1.	Tajh Boyd	2010-13	26	107	0	133
2.	Woodrow Dantzler	1998-01	27	41	0	68
3.	Charlie Whitehurst	2002-05	10	49	0	59
4.	C.J. Spiller	2006-09	32	1	19	52
5.	Travis Zachery	1998-01	41	0	9	50
6.	James Davis	2005-08	47	0	2	49
7.	Cullen Harper	2005-08	5	42	0	47
8.	Steve Fuller	1975-78	22	22	0	44
9.	Nealon Greene	1994-97	8	35	0	43
10.	Ray Mathews	1947-50	20	11	8	39

* - includes receiving, punt returns, kickoff returns, interception returns and fumble returns

3.	Tajh Boyd	2010-13	1402	11,904	8.49
4.	Chris Morocco	1986-89	157	1238	7.89
5.	Steve Fuller	1975-78	554	4359	7.87
6.	Will Proctor	2003-06	338	2634	7.79
7.	Homer Jordan	1979-82	479	3643	7.61
8.	Mark Fellers	1972-74	124	943	7.60
9.	Woodrow Dantzler	1998-01	796	6037	7.58
10.	Mike Eppley	1980-84	449	3354	7.47
11.	Harvey White	1957-59	289	2103	7.28
12.	Nealon Greene	1994-97	805	5719	7.10
13.	Mike O'Cain	1974-76	182	1291	7.09
14.	Cullen Harper	2005-08	815	5762	7.07
15.	Charlie Whitehurst	2002-05	1368	9665	7.07

PASSING TOUCHDOWNS

Rk	Player	Years	Att.	Int.	TD
1.	Tajh Boyd	2010-13	1402	39	107
2.	Charlie Whitehurst	2002-05	1368	46	49
3.	Cullen Harper	2005-08	815	20	42
4.	Woodrow Dantzler	1998-01	796	24	41
5.	Nealon Greene	1994-97	805	26	35
6.	Kyle Parker	2009-10	710	23	32
7.	Mike Eppley	1980-84	449	26	28
8.	Bobby Gage	1945-48	278	27	24
	Tommy Kendrick	1969-71	644	42	24
10.	Steve Fuller	1975-78	554	21	22
11.	Will Proctor	2003-06	338	11	19
12.	Harvey White	1957-59	289	12	18
13.	Brandon Streeter	1996-99	519	26	17
	Cole Stoudt	2011-14	421	11	17
15.	Jimmy Addison	1965-67	393	27	16
	Rodney Williams	1985-88	717	27	16
	Willie Simmons	2000-02	383	13	16

INTERCEPTION AVOIDANCE

Rk	Player	Years	Int.-Att.	Pct.
1.	Deshawn Watson	2014	2-137	1.46
2.	Cullen Harper	2005-08	20-815	2.45
3.	Chris Morocco	1986-89	4-157	2.55
4.	Cole Stoudt	2011-14	11-421	2.61
5.	Patrick Sapp	1992-95	10-365	2.74
6.	Tajh Boyd	2010-13	39-1402	2.78
7.	Woodrow Dantzler	1998-01	24-796	3.02
8.	DeChane Cameron	1988-91	15-470	3.19
9.	Nealon Greene	1994-97	26-805	3.22
10.	Kyle Parker	2009-10	23-710	3.24

11.	Will Proctor	2003-06	11-338	3.25
12.	Willie Simmons	2000-02	13-391	3.32
13.	Charlie Whitehurst	2002-05	46-1368	3.36
14.	Billy Lott	1977-79	7-198	3.53
15.	Rodney Williams	1985-88	27-717	3.77

Note: Minimum 100 passing attempts.

RECEIVING

RECEPTIONS

Rk	Player, Pos.	Years	Yards	Avg.	TD	Rec.
1.	Sammy Watkins, WR	2011-13	3391	14.1	27	240
2.	Aaron Kelly, WR	2005-08	2733	11.8	20	232
3.	DeAndre Hopkins, WR	2010-12	3020	14.7	27	206
4.	Derrick Hamilton, WR	2001-03	2312	13.8	16	167
5.	Rod Gardner, WR	1997-00	2498	15.0	13	166
6.	Terry Smith, WR	1990-93	2681	16.5	15	162
7.	Perry Tuttle, WR	1978-81	2534	16.9	17	150
8.	Jacoby Ford, WR	2006-09	1986	13.9	16	143
9.	Kevin Youngblood, WR	2000-03	1713	12.1	6	142
10.	Chansi Stuckey, WR	2003-06	1760	12.5	7	141
11.	Jerry Butler, WR	1975-78	2223	16.0	11	139
12.	Brian Wofford, WR	1996-99	1857	13.5	13	138
	Airese Currie, WR	2001-04	2030	14.7	10	138
14.	Tyler Grisham, WR	2005-08	1390	10.5	8	132
15.	Adam Humphries, WR	2011-14	1097	8.6	3	127

RECEIVING YARDS

Rk	Player, Pos.	Years	Rec.	Yards
1.	Sammy Watkins, WR	2011-13	240	3391
2.	DeAndre Hopkins, WR	2010-12	206	3020
3.	Aaron Kelly, WR	2005-08	232	2733
4.	Terry Smith, WR	1990-93	162	2681
5.	Perry Tuttle, WR	1978-81	150	2534
6.	Rod Gardner, WR	1997-00	166	2498
7.	Derrick Hamilton, WR	2001-03	167	2312
8.	Jerry Butler, WR	1975-78	139	2223
9.	Airese Currie, WR	2001-04	138	2030
10.	Jacoby Ford, WR	2006-09	143	1986
11.	Brian Wofford, WR	1996-99	138	1857
12.	Chansi Stuckey, WR	2003-06	141	1760
13.	Tony Horne, WR	1994-97	120	1750
14.	Kevin Youngblood, WR	2000-03	142	1713
15.	Gary Cooper, WR	1985-89	79	1592

YARDS PER RECEPTION

Rk	Player, Pos.	Years	Rec.	Yards	Y/Rec.
1.	Martavis Bryant, WR	2011-13	61	1354	22.2
2.	Joe Blalock, TE	1939-41	38	773	20.3
3.	Gary Cooper, FLK	1985-89	79	1592	20.2
4.	Frank Magwood, WR	1979-82	51	920	18.0
5.	Glenn Smith, E	1949-51	88	1576	17.9
6.	Eddis Freeman, E	1943-46	37	655	17.7
7.	Mike Williams, WR	2013-14	77	1346	17.5
8.	Dwight Clark, WR	1975-78	33	571	17.3
9.	Bill Mathis, TB	1957-59	35	602	17.2
10.	Charlie Waters, WR	1967-69	68	1166	17.1
11.	Perry Tuttle, WR	1978-81	150	2534	16.9
12.	Terry Smith, WR	1990-93	162	2681	16.5
13.	Wayne Bell, TE	1964-66	54	883	16.4
14.	Joey Walters, WR	1974-76	59	963	16.3
15.	Bennie Cunningham, TE	1972-75	64	1044	16.3

Note: Minimum 30 receptions.

RECEIVING TOUCHDOWNS

Rk	Player, Pos.	Years	TD
1.	DeAndre Hopkins, WR	2010-12	27
	Sammy Watkins, WR	2011-13	27
3.	Aaron Kelly, WR	2005-08	20
4.	Glenn Smith, E	1949-51	18
5.	Perry Tuttle, WR	1978-81	17
6.	Terrance Roulhac, WR	1983-86	16
	Derrick Hamilton, WR	2001-03	16
	Jacoby Ford, WR	2006-09	16
9.	Terry Smith, WR	1990-93	15
10.	Tony Horne, WR	1994-97	13
	Brian Wofford, WR	1996-99	13
	Rod Gardner, WR	1997-00	13
	Martavis Bryant, WR	2011-13	13

MISCELLANEOUS

TOTAL OFFENSE YARDS

Rk	Player	Years	Plays	Rush	Pass	Total
1.	Tajh Boyd	2010-13	1907	1165	11,904	13,069
2.	Charlie Whitehurst	2002-05	1634	98	9665	9763
3.	Woodrow Dantzler	1998-01	1587	2761	6037	8798
4.	Nealon Greene	1994-97	1158	1067	5719	6786
5.	Steve Fuller	1975-78	1089	1737	4359	6096
6.	Cullen Harper	2005-08	946	-213	5762	5549
7.	Rodney Williams	1985-88	1024	863	4647	5510
8.	Kyle Parker	2009-10	818	163	4739	4902
9.	Homer Jordan	1979-82	859	971	3643	4614
10.	DeChane Cameron	1988-91	765	926	3300	4226
11.	Raymond Priester	1994-97	805	3966	-----	3966
12.	James Davis	2005-08	753	3881	-----	3881
13.	Bobby Gage	1945-48	594	1309	2448	3757
14.	Mike Eppley	1980-84	614	398	3354	3752
15.	C.J. Spiller	2006-09	609	3547	32	3579

SCORING

Rk	Player, Pos.	Years	TD	PAT	FG	TP
1.	Chandler Catanzaro, PK	2010-13	0	203-207	67-82	404
2.	Aaron Hunt, PK	2000-03	0	164-172	55-76	329
3.	C.J. Spiller, RB	2006-09	51	*2	---	308
4.	Nelson Welch, PK	1991-94	0	85-92	72-102	301
5.	Travis Zachery, TB	1998-01	50	---	---	300
6.	James Davis, RB	2005-08	49	---	---	294
7.	Obed Ariri, PK	1977-80	0	99-103	63-97	288
8.	Chris Gardocki, PK	1988-90	0	72-72	63-89	261
9.	Jad Dean, PK	2003-06	0	97-103	51-68	250
10.	David Treadwell, PK	1985-87	0	92-93	47-66	233
11.	Andre Ellington, RB	2009-12	36	*2	---	218
12.	Bob Paulling, PK	1979-83	0	107-109	34-41	209
13.	Mark Buchholz, PK	2007-08	0	88-88	37-57	199
14.	Lester Brown, RB	1976-79	32	---	---	192
15.	Fred Cone, RB	1948-50	31	3-4	---	189

* - total two-point conversion points

TOTAL TOUCHDOWNS


Rk	Player, Pos.	Rush	Rec.	PR	KOR	Total
1.	C.J. Spiller, RB	32	12	1	7	51
2.	Travis Zachery, RB	41	9	0	0	50
3.	James Davis, RB	47	2	0	0	49
4.	Andre Ellington, RB	33	2	0	1	36
5.	Lester Brown, RB	31	1	0	0	32
6.	Fred Cone, RB	30	1	0	0	31
7.	Sammy Watkins, WR	1	27	0	1	29
8.	Ray Mathews, RB	20	7	1	0	28
	Kenny Flowers, RB	26	2	0	0	28
	Terry Allen, RB	28	0	0	0	28

INTERCEPTIONS

Rk	Player, Pos.	Years	Yards	Avg.	TD	Int.
1.	Terry Kinard, FS	1979-82	147	8.6	0	17
2.	Fred Knoebel, DB	1950-52	122	8.1	0	15
	DeAndre McDaniel, S	2007-10	162	10.8	1	15
4.	Michael Hamlin, S	2005-08	243	17.4	0	14
	Rashard Hall, S	2009	186	13.3	1	14
6.	Justin Miller, CB	2002-04	94	7.2	0	13
7.	Eddie Geathers, CB	1977-80	114	9.5	0	12
	Robert O'Neal, FS	1989-92	119	9.9	0	12
	Alex Ardley, CB	1998-00	151	12.6	1	12
	Brian Mance, CB	1999-02	73	6.1	0	12

INTERCEPTION RETURN YARDS

Rk	Player, Pos.	Years	Int.	Avg.	Yards
1.	Rex Varn, FS	1976-79	10	27.5	275
2.	Michael Hamlin, S	2005-08	14	17.4	243
	Cezdon Butler, CB	2006-09	11	22.1	243
4.	Antwan Edwards, DB	1995-98	8	24.4	195
5.	Jonathan Meeks, S	2009-12	7	27.4	192



MARTAVIS BRYANT SET THE CLEMSON CAREER RECORD AT 22.2 YARDS PER RECEPTION FROM 2011-13.

CAREER LEADERS

6. Rashard Hall, S	2009-12	14	13.3	186
7. Don Kelley, DB	1969-71	6	29.7	178
8. DeAndre McDaniel, S	2007-09	15	10.8	162
9. Alex Ardley, CB	1998-00	12	12.6	151
10. Terry Kinard, FS	1979-82	17	8.6	147

STARTS

Rk Player, Pos.	Years	Starts
1. Chandler Catanzaro, PK	2010-13	52
2. Landon Walker, OT	2008-11	49
Dalton Freeman, C	2009-12	49
4. Eric Harmon, OG	1987-90	47
Jim Bundren, OT	1994-97	47
Glenn Rountree, OG	1994-97	47
Aaron Hunt, PK	2000-03	47
8. Nelson Welch, PK	1991-94	46
Cole Chason, P	2003-06	46
10. Jeb Flesch, OG	1988-91	45

STARTS BY POSITION

Offense

TE:	37 by Michael Palmer, 2006-09
OT:	49 by Landon Walker, 2008-11
OG:	47 by Eric Harmon, 1987-90; Glenn Rountree, 1994-97
C:	49 by Dalton Freeman, 2009-12
WR:	42 by Terry Smith, 1990-93
QB:	44 by Rodney Williams, 1985-88
RB:	43 by James Davis, 2005-08
PK:	52 by Chandler Catanzaro, 2010-13

Defense

DE/OLB:	43 by Levon Kirkland, 1988-91
DT:	40 by Jim Stuckey, 1976-79
ILB:	42 by Bubba Brown, 1976-79
S:	43 by Michael Hamlin, 2005-08
CB:	44 by Chris Chancellor, 2006-09
P:	46 by Cole Chason, 2003-06

GAMES

Rk Player, Pos.	Years	Games
1. Chad Diehl, FB	2007-11	57
2. Antoine McClain, OG	2008-11	54
Malliciah Goodman, DE	2009-12	54
4. Kevin Alexander, DE/LB	2006-09	53
Crezdon Butler, CB	2006-09	53
Chris Chancellor, CB	2006-09	53
Kavell Conner, LB	2006-09	53
Marcus Gilchrist, DB	2007-10	53
Byron Maxwell, CB	2007-10	53
DeAndre McDaniel, S/LB	2007-10	53

ALL-PURPOSE YARDS

Rk Player, Pos.	Years	Rush	Rec.	PR	KOR	Total
1. C.J. Spiller, RB	2006-09	3547	1420	569	2052	7588
2. Sammy Watkins, WR	2011-13	339	3391	23	1376	5129
3. Derrick Hamilton, WR	2001-03	358	2312	618	1552	4839
4. Andre Ellington, RB	2009-12	3436	505	3	642	4586
5. Travis Zachery, TB	1998-01	3058	1057	276	---	4391
6. James Davis, RB	2005-08	3881	441	---	13	4335
7. Raymond Priestner, RB	1994-97	3966	316	---	---	4282
8. Jacoby Ford, WR	2006-09	494	1986	479	1124	4083
9. Buddy Gore, TB	1966-68	2571	65	---	637	3273
10. Aaron Kelly, WR	2005-08	---	2733	16	402	3151

Michael Wade, QB/S	2007-10	53
Brandon Thompson, DT	2008-11	53
Landon Walker, OT	2008-11	53
Xavier Brewer, DB	2009-12	53
Dalton Freeman, C	2009-12	53
Rashard Hall, S	2009-12	53
Chandler Catanzaro, PK	2010-13	53
Quandon Christian, LB	2010-13	53
Adam Humphries, WR	2011-14	53
Robert Smith, S	2011-14	53
DeShawn Williams, DT	2011-14	53

SNAPS

Rk Player, Pos.	Years	Snaps
1. Dalton Freeman, C	2009-12	3361
2. Landon Walker, OT	2008-11	3131
3. Kyle Young, C	1998-01	3097
4. Glenn Rountree, OG	1994-97	3048
5. Tajh Boyd, QB	2010-13	2963
6. Charlie Whitehurst, QB	2002-05	2875
7. Eric Harmon, OG	1987-90	2870
8. Barry Richardson, OT	2004-07	2778
9. Jim Bundren, OT	1994-97	2772
10. Brandon Thomas, OL	2010-13	2765

Note: Does not include special teams snaps.

SPECIAL TEAMS

PUNT RETURN YARDS

Rk Player	Years	PR	Avg.	TD	Yards
1. Shad Bryant	1937-39	65	12.0	1	779
2. Donnell Woolford	1985-88	78	9.6	2	754
3. James Lott	1986-89	71	9.6	0	683

4. Don Kelley	1969-71	56	11.3	2	632
5. Derrick Hamilton	2001-03	68	9.1	0	618
6. Willie Jordan	1975-78	54	10.5	0	569
C.J. Spiller	2006-09	53	10.7	1	569
8. Billy Davis	1980-83	87	6.4	0	555
9. Jacoby Ford	2006-09	49	9.8	2	479
10. Adam Humphries	2011-14	69	6.9	1	476

KICKOFF RETURN YARDS

Rk Player	Years	KOR	Avg.	TD	Yards
1. C.J. Spiller	2006-09	74	27.7	7	2052
2. Derrick Hamilton	2001-03	58	26.8	2	1552
3. Justin Miller	2002-04	50	30.7	3	1534
4. Andre Humphrey	1992-95	68	21.9	0	1486
5. Sammy Watkins	2011-13	60	22.9	1	1376
6. Ray Williams	1983-86	66	20.5	0	1350
7. Jacoby Ford	2006-09	47	23.9	1	1124
8. Terrence Roulhac	1983-86	42	26.4	0	1108
9. Warren Ratchford	1974-78	44	22.0	0	848
10. Marcus Gilchrist	2007-10	32	25.1	0	804

PUNTING AVERAGE

Rk Player	Years	Punts	Yards	Avg.
1. Chris Gardocki	1988-90	151	6566	43.5
2. Dale Hatcher	1981-84	191	8191	43.0
3. Banks McFadden	1937-39	94	3967	42.2
4. Jimmy Maners	2006-08	105	4381	41.7
5. David Sims	1977-80	197	8126	41.2
6. Dawson Zimmerman	2008-11	192	7895	41.1
7. Bradley Pinion	2012-14	140	5754	41.1
8. Mitch Tyner	1973-74	127	5201	41.0
9. Jack Anderson	1968-70	56	2276	40.6
10. Chris McNally	1993-95	73	2946	40.4

Note: Minimum 50 punts.

FIELD GOALS MADE

Rk Player	Years	FG
1. Nelson Welch	1991-94	72
2. Chandler Catanzaro	2010-13	67
3. Obed Ariri	1977-80	63
Chris Gardocki	1988-90	63
5. Aaron Hunt	2000-03	55
6. Jad Dean	2003-06	51
7. David Treadwell	1985-87	47
8. Mark Buchholz	2007-08	37
9. Bob Paulling	1979-83	34
10. Donald Igwebuike	1981-84	32

EXTRA POINTS MADE

Rk Player	Years	PAT
1. Chandler Catanzaro	2010-13	203
2. Aaron Hunt	2000-03	164
3. Bob Paulling	1979-83	107
4. Obed Ariri	1977-80	99
5. Jad Dean	2003-06	97
6. David Treadwell	1985-87	92
7. Mark Buchholz	2007-08	88
8. Nelson Welch	1991-94	85
9. Charles Radcliff	1950-52	72
Chris Gardocki	1988-90	72

KICK SCORING

Rk Player	Years	Points
1. Chandler Catanzaro	2010-13	404
2. Aaron Hunt	2000-03	329
3. Nelson Welch	1991-94	301
4. Obed Ariri	1977-80	288
5. Chris Gardocki	1988-90	261
6. Jad Dean	2003-06	250
7. David Treadwell	1985-87	233
8. Bob Paulling	1979-83	209
9. Mark Buchholz	2007-08	199
10. Donald Igwebuike	1981-84	139



RODNEY WILLIAMS' 44 STARTS FROM 1985-88 ARE STILL THE MOST IN CLEMSON HISTORY FOR A QUARTERBACK.

SNAP RECORDS

CAREER

ALL PLAYERS

Rk	Player	Pos.	Years	Snaps
1.	* Dalton Freeman	C	2009-12	3361
2.	* Landon Walker	OT	2008-11	3131
3.	* Kyle Young	C	1998-01	3097
4.	* Glenn Rountree	OG	1994-97	3048
5.	Tajh Boyd	QB	2010-13	2963
6.	* Charlie Whitehurst	QB	2002-05	2875
7.	Eric Harmon	OG	1987-90	2870
8.	Barry Richardson	OT	2004-07	2778
9.	Jim Bundren	OT	1994-97	2772
10.	* Brandon Thomas	OL	2010-13	2765
11.	Robert Carswell	FS	1997-00	2760
12.	DeAndre McDaniel	S	2007-10	2750
13.	* Rashard Hall	S	2009-12	2697
14.	* Michael Hamlin	S	2005-08	2683
15.	Jeb Flesch	OG	1988-91	2657
16.	* T.J. Watkins	OG/TE	1998-01	2655
17.	Nealon Greene	QB	1994-97	2607
18.	Robert O'Neal	FS	1989-92	2547
19.	* Thomas Austin	OL	2006-09	2501
20.	Stacy Seegars	OG	1990-93	2457
21.	Antoine McClain	OG	2008-11	2438
22.	Jamaal Fudge	S	2002-05	2411
23.	* Chris Clemons	S	2005-08	2408
	Aaron Kelly	WR	2005-08	2408
25.	* Chris Chancellor	CB	2006-09	2383
26.	Cedric Johnson	OG	2001-04	2355
27.	Chad Carson	LB	1998-01	2353
28.	Dexter McCleon	CB/QB	1993-96	2349
29.	Jeff Bak	C	1985-88	2346
30.	Holland Postell	OT	1995-98	2337
31.	Rodney Williams	QB	1985-88	2335
32.	Raymond Priester	TB	1994-97	2329
33.	Nathan Bennett	OG	2003-06	2308
34.	Will Young	OG	1992-95	2293
35.	Travis Zachery	TB	1998-01	2289
36.	Alex Ardley	CB	1998-01	2283
37.	Stephone Anthony	LB	2011-14	2264
38.	* Chris Hairston	OT	2007-10	2260
39.	* Xavier Brewer	DB	2009-12	2250
40.	Brian Dawkins	S	1992-95	2247
41.	James Lott	DB	1986-89	2235
42.	Marion Dukes	OT	2003-06	2222
43.	* Tyler Shatley	OG	2010-13	2220
44.	Justin Miller	CB	2002-04	2211
45.	Tye Hill	CB	2002-05	2213
46.	John Leake	LB	2000-03	2190
47.	* Woodrow Dantzler	QB	1998-01	2183
48.	Nick Watkins	LB	2004-07	2178
49.	Crezdon Butler	CB	2006-09	2171

SEASON

BY CLASS


Class	Player	Pos.	Year	Snaps
Freshman	Kyle Parker	QB	2009	834
Sophomore	Tajh Boyd	QB	2011	997
Junior	* Dalton Freeman	C	2011	1044
Senior	* Landon Walker	OT	2011	1033

OFFENSIVE TACKLE

Rk	Player	Cl.	Year	Snaps
1.	Landon Walker	Gr.	2011	1033
2.	Brandon Thomas	Jr.	2012	987
3.	John McDermott	Jr.	1999	923
4.	Kalon Davis	Sr.	2014	903
5.	Barry Richardson	Sr.	2007	890
6.	Akil Smith	So.	1999	887
7.	Brandon Thomas	Gr.	2013	865
8.	Isaiah Battle	Jr.	2014	824
9.	Chris Hairston	Sr.	2010	821
10.	Gifford Timothy	So.	2012	820

OFFENSIVE GUARD

Rk	Player	Cl.	Year	Snaps
1.	Tyler Shatley	Jr.	2012	939
2.	Antoine McClain	Sr.	2011	921
3.	Gregory Walker	Jr.	2002	887
4.	John Phillips	Jr.	1986	864
5.	T.J. Watkins	Sr.	2001	855
6.	Cedric Johnson	Jr.	2003	850
7.	Theo Mugros	Jr.	1999	849
8.	Reid Webster	Gr.	2014	846
9.	Theo Mugros	Gr.	2000	844
10.	Tyler Shatley	Gr.	2013	837



KYLE YOUNG RANKS
THIRD IN CLEMSON
HISTORY AFTER TAKING
3,097 SNAPS AT CENTER
FROM 1998-01.

CENTER

Rk	Player	Cl.	Year	Snaps
1.	Dalton Freeman	Jr.	2011	1044
2.	Dalton Freeman	Gr.	2012	959
3.	Kyle Young	So.	1999	919
4.	Kyle Young	Gr.	2001	854
5.	Kyle Young	Jr.	2000	845
6.	Ryan Norton	So.	2013	841
7.	Tommy Sharpe	Jr.	2003	828
8.	Jeff Bak	Sr.	1988	821
9.	Dustin Fry	Jr.	2005	820
10.	Jeff Phillips	Sr.	1989	817

QUARTERBACK

Rk	Player	Cl.	Year	Snaps
1.	Tajh Boyd	So.	2011	997
2.	Tajh Boyd	Jr.	2012	959
3.	Charlie Whitehurst	So.	2003	943
4.	Cullen Harper	Jr.	2007	942
5.	Tajh Boyd	Sr.	2013	868
6.	Kyle Parker	Fr.	2009	834
7.	Woodrow Dantzler	Gr.	2001	822
8.	Rodney Williams	So.	1986	805
9.	Nealon Greene	Sr.	1997	787
10.	DeChane Cameron	Jr.	1990	778

TAILBACK

Rk	Player	Cl.	Year	Snaps
1.	Andre Ellington	Jr.	2011	754
2.	Raymond Priester	Jr.	1996	729
3.	Travis Zachery	So.	1999	625
4.	Travis Zachery	Sr.	2001	612
5.	Andre Ellington	Sr.	2012	606
6.	Roderick McDowell	Gr.	2013	603
7.	Raymond Priester	Sr.	1997	596
8.	Travis Zachery	Sr.	2000	595
9.	Raymond Priester	So.	1995	594
10.	James Davis	Jr.	2007	566

FULLBACK

Rk	Player	Cl.	Year	Snaps
1.	Emory Smith	Jr.	1995	598
2.	Wesley McFadden	Sr.	1989	532
3.	Chris Lancaster	So.	1986	526
4.	Rudy Harris	Jr.	1991	513
5.	Emory Smith	Fr.	1993	495
6.	Tracy Johnson	Jr.	1987	476
7.	Emory Smith	Sr.	1996	443
8.	Wesley McFadden	Jr.	1988	389
9.	Rudy Harris	Sr.	1992	338
10.	Howard Hall	So.	1990	335

TIGHT END

Rk	Player	Cl.	Year	Snaps
1.	Dwayne Allen	Jr.	2011	890
2.	Dwayne Allen	So.	2010	765
3.	Brandon Ford	Gr.	2012	695

4.	Michael Palmer	Sr.	2009	669
5.	Stacy Fields	Sr.	1990	617
6.	Tyrone Gibson	So.	1991	607
7.	Stacy Fields	Jr.	1989	572
8.	Michael Palmer	So.	2007	566
9.	Michael Palmer	Jr.	2008	562
10.	Lamont Hall	Sr.	1997	556

WIDE RECEIVER

Rk	Player	Cl.	Year	Snaps
1.	Rod Gardner	Jr.	1999	798
2.	Jackie Robinson	Gr.	2002	760
3.	Aaron Kelly	Jr.	2007	756
4.	DeAndre Hopkins	So.	2011	751
5.	Mike Williams	So.	2014	749
6.	Aaron Kelly	Sr.	2008	744
7.	DeAndre Hopkins	Jr.	2012	738
8.	Rod Gardner	Sr.	2000	732
9.	Brian Wofford	Sr.	1999	724
10.	Antwan Wyatt	Jr.	1995	708

DEFENSIVE END

Rk	Player	Cl.	Year	Snaps
1.	Malliciah Goodman	Jr.	2011	767
2.	Andre Branch	Sr.	2011	755
3.	Da'Quan Bowers	Jr.	2010	683
4.	Bryant McNeal	Jr.	2001	679
5.	Rahim Abdullah	So.	1997	671
6.	James Earle	Jr.	1986	669
7.	Bryant McNeal	Sr.	2002	663
8.	James Earle	Sr.	1987	662
9.	Khaleed Vaughn	So.	2001	660
10.	Ricky Sapp	Sr.	2009	656

DEFENSIVE TACKLE

Rk	Player	Cl.	Year	Snaps
1.	Rennie Moore	Sr.	2011	723
2.	Brandon Thompson	Sr.	2011	722
3.	Jovon Bush	Sr.	2001	679
4.	DeJuan Polk	Gr.	2003	627
5.	Donnell Washington	Jr.	2003	625
6.	Lorenzo Bromell	Sr.	1997	618
7.	Nick Eason	Gr.	2002	604
8.	Raymond White	Jr.	1996	602
9.	Donnell Washington	So.	2002	597
10.	Jason Holloman	Jr.	1999	596

LINEBACKER

Rk	Player	Cl.	Year	Snaps
1.	Keith Adams	So.	1999	864
2.	Chad Carson	So.	1999	818
3.	Stephone Anthony	Jr.	2013	802
4.	Chad Carson	Sr.	2001	789
5.	John Leake	Sr.	2003	759
6.	Corico Wright	So.	2010	758
7.	Leroy Hill	Jr.	2003	757
8.	Brandon Maye	So.	2009	756
9.	Keith Adams	Jr.	2000	753
10.	Eric Sampson	So.	2002	751

CORNERBACK

Rk	Player	Cl.	Year	Snaps
1.	Coty Sensabaugh	Gr.	2011	993
2.	Alex Ardley	So.	1999	850
3.	Brian Mance	Sr.	2002	823
4.	Justin Miller	So.	2003	815
5.	Marcus Gilchrist	Sr.	2010	790
6.	Tye Hill	Jr.	2004	784
7.	Dextra Polite	Sr.	1999	775
8.	Brian Mance	Jr.	2001	774
9.	Xavier Brewer	Jr.	2011	771
10.	Mackensie Alexander	Fr.	2014	766

SAFETY

Rk	Player	Cl.	Year	Snaps
1.	Marcus Gilchrist	Jr.	2009	902
2.	DeAndre McDaniel	Jr.	2009	893
3.	Charles Hafley	Gr.	2001	881
4.	Robert Carswell	Jr.	1999	870
5.	Jamaal Fudge	So.	2002	850
6.	Jonathan Meeks	Sr.	2012	835
7.	Michael Hamlin	Gr.	2008	828
8.	Travis Pugh	Jr.	2003	821
	Chris Clemons	Jr.	2007	821
10.	Robert Smith	Jr.	2013	814

* - played final season as a graduate; Note: All records from 1986-14; only snaps on offensive and defensive plays (does not include snaps on special teams plays).

INDIVIDUAL DEFENSIVE RECORDS

TACKLES

Game: 27, Keith Adams vs. South Carolina, 1999
Season: 186, Keith Adams, 1999
Career: 515, Bubba Brown, 1976-79

FIRST HITS

Game: 18, Keith Adams vs. South Carolina, 1999
Season: 119, Jeff Davis, 1981; Keith Adams, 1999
Career: 295, Jeff Davis, 1978-81

TACKLES BY A LINEMAN

Game: 21, Willie Anderson vs. South Carolina, 1974
Season: 114, Mark Heniford, 1977
Career: 314, Jim Stuckey, 1976-79

TACKLES BY A DEFENSIVE BACK

Game: 20, Charles Hafley vs. Maryland, 2001; Jamaal Fudge vs. Virginia, 2003
Season: 129, Robert Carswell, 1999
Career: 372, Robert Carswell, 1997-00

TACKLES FOR LOSS

Game: 6, Keith Adams vs. Duke, 1999; Andre Branch vs. Virginia Tech, 2011
Season: 35, Keith Adams, 1999
Career: 61, Michael Dean Perry, 1984-87

SACKS

Game: 4, Keith Adams vs. Duke, 1999; Andre Branch vs. Virginia Tech, 2011
Season: 16, Keith Adams, 1999
Career: 33, Vic Beasley, 2011-14

PASS BREAKUPS

Game: 5, Perry Williams vs. Virginia Tech, 1985
Season: 21, Tye Hill, 2004
Career: 44, Donnell Woolford, 1985-88

PASS BREAKUPS BY A DEFENSIVE LINEMAN

Game: 2, many
Season: 9, Gaines Adams, 2005
Career: 23, Levon Kirkland, 1988-91

PASSES DEFENDED

Game: 5, Perry Williams vs. Virginia Tech, 1985
Season: 21, Dextra Polite, 1999; Tye Hill, 2004
Career: 54, Donnell Woolford, 1985-88

CAUSED FUMBLES


Game: 2, many
Season: 5, Brandon Maye, 2009
Career: 10, Jeff Davis, 1978-81
 10, Ed McDaniel, 1988-91

RECOVERED FUMBLES

Game: 2, many
Season: 4, Ronnie Ducworth, 1968; B.B. Elvington, 1970; Jeff Davis, 1981; William Devane, 1983; Spencer Shuey, 2013
Career: 8, Jeff Davis, 1978-81

FUMBLE RETURN YARDS

Game: 93, Antwan Edwards at Virginia, 1998
Season: 104, Antwan Edwards, 1998
Career: 104, Antwan Edwards, 1995-98



TERRY KINARD TOTALED 19 TAKEAWAYS AS A DEFENSIVE BACK FROM 1979-82, STILL A CLEMSON CAREER RECORD.

INTERCEPTIONS

Game: 3, Kit Jackson vs. Wake Forest, 1965; Leomont Evans vs. NC State, 1995; Brian Dawkins vs. Duke, 1995; Alex Ardley vs. Maryland, 2000; Michael Hamlin vs. The Citadel, 2008
Season: 8, Robert O'Neal, 1989; Justin Miller, 2002; DeAndre McDaniel, 2009
Career: 17, Terry Kinard, 1979-82

INTERCEPTION RETURN YARDS

Game: 101, Willie Underwood vs. South Carolina, 1980 (2 IR)
Season: 156, Don Kelley, 1970 (3 IR)
Career: 275, Rex Varn, 1976-79 (10 IR)

TAKEAWAYS

Game: 3, many
Season: 9, Robert O'Neal, 1989 (8 IR, 1 FR)
Career: 19, Terry Kinard, 1979-82 (17 IR, 2 FR)

RETURN YARDS ON TAKEAWAYS

Game: 101, Willie Underwood vs. South Carolina, 1980
Season: 160, Antwan Edwards, 1998
Career: 299, Antwan Edwards, 1995-98

TACKLES BY A KICKER

Game: 2, many
Season: 9, Spencer Benton, 2009
Career: 29, Spencer Benton, 2009-12

SINGLE-GAME TACKLE BESTS

Rk	Player, Pos.	Opponent	Year	Tac.
1.	Keith Adams, LB	South Carolina	1999	27
2.	Jeff Davis, LB	North Carolina	1980	24
3.	Chad Carson, LB	Wake Forest	2001	23
4.	Bubba Brown, LB	Ohio State	1978	22
	Bubba Brown, LB	NC State	1979	22
	Jeff Davis, LB	Maryland	1980	22
	Chad Carson, LB	Georgia Tech	2000	22
8.	Willie Anderson, MG	South Carolina	1974	21
	Henry Walls, LB	Georgia Tech	1985	21
	John Leake, LB	Maryland	2002	21
11.	Jeff Davis, LB	Tulane	1981	20
	Henry Walls, LB	Boston College	1983	20
	Tim Jones, LB	Duke	1994	20
	Anthony Simmons, LB	South Carolina	1996	20
	Charles Hafley, FS	Maryland	2001	20
	Jamaal Fudge, ROV	Virginia	2003	20

SPECIAL TEAMS TACKLES*

Game: 7, Chad Speck vs. Georgia Tech, 1999
Season: 26, Rodney Thomas, 2000
Career: 47, Chad Speck, 1997-00

* - since 1986 (all other stats are from 1976-14)

LONGEST OFFENSIVE DRIVES

PLAYS					YARDS					TIME				
PL	Date	W-L	Score	Opponent	Yards	Date	W-L	Score	Opponent	Time	Date	W-L	Score	Opponent
20	10-7-1978	W	38-7	Virginia Tech	99	9-17-1988	L	21-24	Florida State	9:47	9-10-2005	W	28-24	Maryland
19	9-22-1979	W	12-7	Georgia	99	10-24-1998	L	23-28	Duke	9:45	9-23-2006	W	52-7	North Carolina
19	10-12-2002	L	17-22	Virginia	98	12-31-1993	W	14-13	Kentucky	9:34	11-7-1992	W	40-7	North Carolina
19	11-19-2005	W	13-9	South Carolina	97	11-16-1974	W	28-9	Virginia	9:34	9-17-2011	W	38-24	Auburn
19	9-29-2007	L	3-13	Georgia Tech	97	10-14-2000	W	35-14	Maryland	8:49	9-5-1998	W	33-0	Furman
18	9-26-1992	L	16-20	Georgia Tech	97	9-30-2006	W	51-0	Louisiana Tech	8:48	9-26-1992	L	16-20	Georgia Tech
18	11-7-1992	W	40-7	North Carolina	97	11-8-2008	L	27-41	Florida State	8:47	11-20-1987	L	7-20	South Carolina
18	10-7-1989	W	34-20	Virginia	97	10-29-2011	L	17-31	Georgia Tech	8:39	10-7-1978	W	38-7	Virginia Tech
18	11-20-1987	L	7-20	South Carolina	96	11-17-2001	L	15-20	South Carolina	8:17	10-25-2014	W	16-6	Syracuse
18	10-18-1986	W	35-3	Duke	96	9-3-2005	W	25-24	Texas A&M	8:15	10-28-1995	W	24-3	Georgia Tech
18	12-31-1993	W	14-13	Kentucky	96	10-7-2006	W	27-17	Wake Forest	8:13	11-21-1959	W	33-31	Wake Forest
18	1-1-1959	L	0-7	Louisiana State	96	10-7-2006	W	27-17	Wake Forest	8:13	9-9-2000	W	62-9	Missouri
18	9-5-1998	W	33-0	Furman	96	9-13-2008	W	27-9	NC State	8:11	9-19-1970	W	27-17	Virginia
18	9-29-2001	W ^(OT)	47-44	Georgia Tech	96	1-4-2012	L	33-70	West Virginia	8:09	11-2-1996	W	35-3	Maryland
18	9-17-2011	W	38-24	Auburn						8:07	9-13-2008	W	27-9	NC State

YEARLY DEFENSIVE LEADERS

TACKLES

Year	Player, Pos.	Tackles
1976	Randy Scott, LB	130
1977	Randy Scott, LB	133
1978	Bubba Brown, LB	170
1979	Bubba Brown, LB	150
1980	Jeff Davis, LB	160
1981	Jeff Davis, LB	175
1982	Terry Kinard, FS	89
1983	Henry Walls, LB	93
1984	William Perry, MG	100
1985	Henry Walls, LB	153
1986	Norman Haynes, LB	74
1987	James Earle, OLB	79
1988	Ed McDaniel, LB	104
1989	Doug Brewster, LB	100
1990	Ed McDaniel, LB	109
1991	Ed McDaniel, LB	114
1992	Tim Jones, LB	89
1993	Tim Jones, LB	109
1994	Tim Jones, LB	118
1995	Anthony Simmons, LB	150
1996	Anthony Simmons, LB	178
1997	Anthony Simmons, LB	158
1998	Chris Jones, LB	128
1999	Keith Adams, LB	186
2000	Chad Carson, LB	156
2001	Chad Carson, LB	137
2002	John Leake, LB	169
2003	Leroy Hill, LB	145
2004	Leroy Hill, LB	106
2005	Anthony Waters, LB	109
2006	Nick Watkins, LB	116
2007	Nick Watkins, LB	118
2008	Kavell Conner, LB	125
2009	Kavell Conner, LB	111
2010	DeAndre McDaniel, S	84
2011	Rashard Hall, S	89
2012	Jonathan Willard, LB	95
2013	Stephone Anthony, LB	131
2014	Stephone Anthony, LB	90

Note: From coaches film grade.

TACKLES FOR LOSS

Year	Player, Pos.	TFL
1976	Randy Scott, LB	12
1977	Randy Scott, LB	18
1978	Randy Scott, LB	11
1979	Jim Stuckey, DT	20
1980	Steve Durham, DT	8
1981	Jeff Bryant, DT	19
1982	Edgar Pickett, DE	10
1983	William Perry, MG	15
1984	William Perry, MG	27
1985	Steve Berlin, DT	9
1986	Michael Dean Perry, DT	15
1987	Michael Dean Perry, DT	24
1988	Mark Drag, MG	12
1989	Chester McGlockton, DT	10
	Wayne Simmons, OLB	10
1990	Rob Bodine, MG	14
1991	Rob Bodine, MG	27
1992	Brentson Buckner, DT	18
1993	Brentson Buckner, DT	14
1994	Darnell Stephens, OLB	13
	Wardell Rouse, OLB	13
1995	Anthony Simmons, LB	11
1996	Trevor Pryce, DT	20
1997	Anthony Simmons, LB	25
1998	Rahim Abdullah, OLB	15
	Adrian Dingle, DE	15
1999	Keith Adams, LB	35
2000	Keith Adams, LB	19
2001	Bryant McNeal, DE	12
2002	Bryant McNeal, DE	14
2003	Leroy Hill, LB	27
2004	Leroy Hill, LB	19
2005	Gaines Adams, DE	15
2006	Gaines Adams, DE	17.5
2007	Phillip Merling, DE	17
2008	Jarvis Jenkins, DT	10
	Ricky Sapp, DE	10
2009	Ricky Sapp, DE	15
2010	Da'Quan Bowers, DE	26
2011	Andre Branch, DE	17
2012	Jonathan Willard, LB	10.5
2013	Vic Beasley, DE	23
2014	Vic Beasley, DE	21.5

SACKS

Year	Player, Pos.	Sacks-Yards
1977	Archie Reese, DT	8
1978	Jonathan Brooks, DE	6
1979	Jim Stuckey, DT	10
1980	Steve Durham, DT	6-44
1981	Jeff Bryant, DT	8-61
1982	Jim Scott, DT	6-44
1983	William Perry, MG	6-40
1984	William Perry, MG	10-68
1985	Steve Berlin, DT	3-26
1986	Michael Dean Perry, DT	9-60
1987	Michael Dean Perry, DT	10-86
1988	Jesse Hatcher, OLB	7.5-58
1989	Chester McGlockton, DT	7-46
1990	Vance Hammond, DT	8.5-63
1991	Rob Bodine, MG	7.5-62
1992	Ashley Sheppard, OLB	8.5-67
1993	Brentson Buckner, DT	6.5-42
1994	Darnell Stephens, OLB	8-54
1995	Patrick Sapp, OLB	5.5-33
1996	Trevor Pryce, DT	7.5-79
1997	Anthony Simmons, LB	8-57
1998	Adrian Dingle, DE	10.5-64
1999	Keith Adams, LB	16-122
2000	Keith Adams, LB	7-74
	Nick Eason, DT	7-63
2001	Bryant McNeal, DE	8-51
2002	Bryant McNeal, DE	9-63
2003	Leroy Hill, LB	8-57
2004	Leroy Hill, LB	8-66
2005	Gaines Adams, DE	9.5-64
2006	Gaines Adams, DE	12.5-87
2007	Phillip Merling, DE	7-50
2008	many (4)	2
2009	Ricky Sapp, DE	5-33
2010	Da'Quan Bowers, DE	15.5-112
2011	Andre Branch, DE	10.5-75
2012	Vic Beasley, DE	8-55
2013	Vic Beasley, DE	13-98
2014	Vic Beasley, DE	12-95

PASS BREAKUPS

Year	Player, Pos.	PBU
1977	Mark Heniford, DE	7
1978	Steve Ryan, CB	5
1979	Eddie Geathers, CB	6
1980	Willie Underwood, SS	8
1981	Hollis Hall, CB	11
1982	Terry Kinard, FS	12
1983	Rod McSwain, CB	11
1984	Ty Davis, CB	15
1985	Delton Hall, CB	15
1986	Delton Hall, CB	14
1987	Donnell Woolford, CB	15
1988	Donnell Woolford, CB	15
1989	Jerome Henderson, CB	14
1990	Dexter Davis, CB	9
1991	Robert O'Neal, FS	11
1992	Robert O'Neal, FS	9
1993	Brian Dawkins, SS	10
1994	Dexter McCleon, CB	7
1995	Dexter McCleon, CB	13
1996	Andy Ford, CB	6
	Dexter McCleon, CB	6
1997	Antwan Edwards, DB	15
1998	Antwan Edwards, CB	14
1999	Dextra Polite, CB	17
2000	Darrel Crutchfield, CB	9
2001	Charles Hafley, SS	10
2002	Brian Mance, CB	11
2003	Justin Miller, CB	13
2004	Tye Hill, CB	21
2005	Gaines Adams, DE	9
2006	Chris Clemons, S	8
2007	Chris Chancellor, CB	9
2008	Michael Hamlin, S	10
2009	Crezdon Butler, CB	10
2010	Marcus Gilchrist, CB	10
2011	Coty Sensabaugh, CB	13
2012	Garry Peters, CB	8
2013	Bashaud Breeland, DB	13
2014	Garry Peters, CB	15

PASSES DEFENDED

Year	Player, Pos.	Int.	PBU	PD
1977	Steve Ryan, CB	6	4	10
1978	Steve Ryan, CB	4	5	9
1979	Eddie Geathers, CB	3	6	9

1980	Willie Underwood, SS	2	8	10
1981	Hollis Hall, CB	5	11	16
1982	Terry Kinard, FS	6	12	18
1983	Rod McSwain, CB	2	11	13
1984	Ty Davis, CB	2	15	17
1985	Delton Hall, CB	1	15	16
1986	Delton Hall, CB	4	14	18
1987	Donnell Woolford, CB	5	15	20
1988	Donnell Woolford, CB	1	15	16
1989	Robert O'Neal, FS	8	9	17
1990	Dexter Davis, CB	6	9	15
1991	Robert O'Neal, FS	2	11	13
1992	Robert O'Neal, FS	2	9	11
1993	Brian Dawkins, SS	6	9	15
1994	Dexter McCleon, CB	4	8	12
1995	Brian Dawkins, SS	6	9	15
	Dexter McCleon, CB	2	13	15
1996	many (3)	--	--	6
1997	Antwan Edwards, CB	4	15	19
1998	Antwan Edwards, CB	2	14	16
1999	Dextra Polite, CB	4	17	21
2000	Alex Ardley, CB	6	7	13
2001	Charles Hafley, SS	4	10	14
2002	Brian Mance, CB	6	11	17
	Justin Miller, CB	8	9	17
2003	Justin Miller, CB	2	13	15
2004	Tye Hill, CB	0	21	21
2005	Tye Hill, CB	3	7	10
2006	Chris Clemons, S	1	8	9
2007	Chris Chancellor, CB	4	9	13
2008	Michael Hamlin, S	6	10	16
2009	Crezdon Butler, CB	1	10	11
2010	Marcus Gilchrist, CB	1	10	11
2011	Coty Sensabaugh, CB	1	13	14
2012	Garry Peters, CB	1	8	9
2013	Bashaud Breeland, DB	4	13	17
2014	Garry Peters, CB	1	15	16

RECOVERED FUMBLES

Year	Player, Pos.	RF
1954	Wingo Avery, LB	3
1955	Willie Smith, DE	2
1956	Willie Smith, DE	3
1957	Ray Masneri, DE	2
1958	Bill Thomas, DL	2
1959	Harold Olson, DT	3
1960	Bob Coleman, LB	3
1961	Wendell Black, DB	3
1962	many	1
1963	many (4)	2
1964	Joe Blackwell, DL	3
1965	many (3)	2
1966	Wayne Page, DB	2
1967	George Burnett, DB	2
1968	Ronnie Ducworth, DE	4
1969	Ivan Southerland, DE	3
1970	B.B. Elvington, DT	4
1971	Larry Hefner, LB	3
	Bobby Johnson, DB	3
1972	Jeff Stocks, DE	3
1973	G.G. Galloway, DT	3
1974	Willie Anderson, MG	2
1975	Dennis Smith, DB	3
1976	many (5)	2
1977	Roy Eppes, DB	3
1978	Randy Scott, ILB	3
1979	Jeff Davis, ILB	2
1980	Jeff Davis, ILB	2
	Joe Glenn, DE	2
1981	Jeff Davis, ILB	4
1982	many (4)	2
1983	William Devane, MG	4
1984	William Perry, MG	3
1985	A.J. Johnson, FS	3
	Henry Walls, ILB	3
1986	many (8)	1
1987	Tony Stephens, MG	2
1988	Gene Beasley, SS	3
	Doug Brewster, ILB	3
1989	Levon Kirkland, OLB	3
	Vince Taylor, ILB	3
1990	many (3)	2
1991	Levon Kirkland, OLB	2
	Wayne Simmons, OLB	2
1992	many (8)	1
1993	many (3)	2
1994	LaMarick Simpson, DT	3
1995	Brian Dawkins, SS	2
1996	Kelton Dunnican, FB	3

1997	Rahim Abdullah, OLB	2
1998	Adrian Dingle, DE	3
1999	Keith Adams, LB	2
2000	many (3)	2
2001	Nick Eason, DT	2
2002	Rodney Thomas, LB	2
2003	many (9)	1
2004	Travis Pugh, FS	2
2005	Dorell Scott, DT	2
2006	Gaines Adams, DE	3
	Duane Coleman, CB	3
2007	Michael Hamlin, S	2
	Nick Watkins, LB	2
2008	Brandon Maye, LB	3
2009	many (9)	1
2010	many (5)	1
2011	Rashard Hall, S	2
	Jonathan Meeks, S	2
2012	Corey Crawford, DE	2
2013	Spencer Shuey, LB	4
2014	B.J. Goodson, LB	3

TAKEAWAYS

Year	Player, Pos.	Int.	RF	Tot.
1961	Wendell Black, DB	0	3	3
1962	Rodney Rogers, DB	3	1	4
1963	Jimmy Bell, DB	3	0	3
	Walter Cox, DL	1	2	3
1964	Jimmy Bell, DB	5	0	5
	Richard Cooper, LB	3	2	5
1965	Kit Jackson, DB	4	2	6
1966	Phil Marion, DB	4	1	5
1967	Jimmy Carter, LB	2	1	3
1968	Bob Craig, DB	3	1	4
	Ronnie Ducworth, DE	0	4	4
1969	Bob Craig, DB	3	1	4
1970	many (4)	--	--	4
1971	Bobby Johnson, DB	4	3	7
1972	Jeff Siepe, DB	3	1	4
	Jeff Stocks, DE	1	3	4
1973	Lynn Carson, DB	5	1	6
1974	Dennis Smith, DB	6	0	6
1975	Dennis Smith, DB	1	3	4
1976	Randy Scott, LB	2	2	4
1977	Steve Ryan, CB	6	0	6
1978	Steve Ryan, CB	4	2	6
1979	Jeff Davis, ILB	3	2	5
1980	Eddie Geathers, CB	3	1	4
1981	Hollis Hall, CB	5	1	6
	Terry Kinard, FS	6	0	6
1982	Terry Kinard, FS	6	1	7
1983	Ty Davis, CB	4	0	4
	William Devane, MG	0	4	4
1984	Terence Mack, OLB	3	1	4
1985	Henry Walls, ILB	2	3	5
1986	Delton Hall, CB	5	0	5
1987	Donnell Woolford, CB	5	1	6
1988	Gene Beasley, SS	3	3	6
1989	Robert O'Neal, FS	8	1	9
1990	Dexter Davis, CB	6	1	7
1991	Kenzil Jackson, ILB	2	1	3
	Tyron Mouzon, SS	3	0	3
1992	many (3)	--	--	3
1993	many (3)	--	--	4
1994	Andre Carter, FS	4	1	5
1995	Brian Dawkins, SS	6	2	8
1996	Kelton Dunnican, FB	0	3	3
1997	Antwan Edwards, DB	4	0	4
1998	Antwan Edwards, CB	2	2	4
1999	Robert Carswell, FS	6	1	7
2000	Alex Ardley, CB	6	0	6
2001	Charles Hafley, SS	4	1	5
2002	Justin Miller, CB	8	0	8
2003	Jamaal Fudge, ROV	4	1	5
2004	Justin Miller, CB	3	1	4
2005	Jamaal Fudge, S	3	1	4
	Tye Hill, CB	3	1	4
2006	many (4)	--	--	4
2007	Michael Hamlin, S	4	2	6
2008	Michael Hamlin, S	6	0	6
2009	DeAndre McDaniel, S	8	0	8
2010	DeAndre McDaniel, S	4	0	4
2011	Jonathan Meeks, S	3	2	5
2012	Rashard Hall, S	4	0	4
2013	Bashaud Breeland, DB	4	0	4
	Jayron Kearse, S	4	0	4
	Spencer Shuey, LB	0	4	4
2014	Robert Smith, S	2	2	4

INDIVIDUAL SEASON & CAREER DEFENSIVE BESTS

SEASON

TACKLES

Rk Player, Pos.	Year	Tac.
1. Keith Adams, LB	1999	186
2. Anthony Simmons, LB	1996	178
3. Jeff Davis, LB	1981	175
4. Bubba Brown, LB	1978	170
5. John Leake, LB	2002	169
6. Rodney Thomas, LB	2002	167
7. Jeff Davis, LB	1980	160
8. Anthony Simmons, LB	1997	158
9. Chad Carson, LB	2000	156
10. Henry Walls, LB	1985	153

TACKLES FOR LOSS

Rk Player, Pos.	Year	TFL
1. Keith Adams, LB	1999	35.0
2. William Perry, MG	1984	27.0
Rob Bodine, MG	1991	27.0
Leroy Hill, LB	2003	27.0
5. Da'Quan Bowers, DE	2010	26.0
6. Anthony Simmons, LB	1997	25.0
7. Michael Dean Perry, DT	1987	24.0
8. Vic Beasley, DE	2013	23.0
9. Vic Beasley, DE	2014	21.5
10. Jim Stuckey, DT	1979	20.0
Trevor Pryce, DT	1996	20.0

SACKS

Rk Player, Pos.	Year	Sacks
1. Keith Adams, LB	1999	16.0
2. Da'Quan Bowers, DE	2010	15.5
3. Vic Beasley, DE	2013	13.0
4. Gaines Adams, DE	2006	12.5
5. Vic Beasley, DE	2014	12.0
6. Adrian Dingle, DE	1998	10.5
Andre Branch, DE	2011	10.5
8. Jim Stuckey, DT	1979	10.0
William Perry, MG	1984	10.0
Michael Dean Perry, DT	1987	10.0

PASS BREAKUPS

Rk Player, Pos.	Year	PBU
1. Tye Hill, CB	2004	21
2. Dextra Polite, CB	1999	17
3. Ty Davis, CB	1984	15
Delton Hall, CB	1985	15
Donnell Woolford, CB	1987	15
Donnell Woolford, CB	1988	15
Antwan Edwards, DB	1997	15
Garry Peters, CB	2014	15
9. Reggie Pleasant, CB	1984	14
Delton Hall, CB	1986	14
Jerome Henderson, CB	1989	14
Antwan Edwards, CB	1998	14

PASSES DEFENDED

Rk Player, Pos.	Year	Int.	PBU	PD
1. Dextra Polite, CB	1999	4	17	21
Tye Hill, CB	2004	0	21	21
3. Donnell Woolford, CB	1987	5	15	20
4. Antwan Edwards, CB	1997	4	15	19
5. Terry Kinard, FS	1982	6	12	18
Delton Hall, CB	1986	4	14	18
7. Ty Davis, CB	1984	2	15	17
James Lott, CB	1987	4	13	17
Robert O'Neal, FS	1989	8	9	17
Brian Mance, CB	2002	6	11	17
Justin Miller, CB	2002	8	9	17
Bashaud Breeland, DB	2013	4	13	17

TAKEAWAYS

Rk Player, Pos.	Year	Int.	RF	Tot.
1. Robert O'Neal, FS	1989	8	1	9
2. Brian Dawkins, FS	1995	6	2	8
Justin Miller, CB	2002	8	0	8
DeAndre McDaniel, S	2009	8	0	8
5. Fred Knoebel, DB	1952	7	NA	7
Bobby Johnson, DB	1971	4	3	7
Terry Kinard, FS	1982	6	1	7
Dexter Davis, CB	1990	6	1	7
Robert Carswell, FS	1999	6	1	7
Rashard Hall, S	2009	6	1	7

CAREER

TACKLES

Rk Player, Pos.	Years	Tac.
1. Bubba Brown, LB	1976-79	515
2. Anthony Simmons, LB	1995-97	486
3. Jeff Davis, LB	1978-81	469
4. Chad Carson, LB	1998-01	448
5. John Leake, LB	2000-03	443
6. Ed McDaniel, LB	1988-91	389
7. Nick Watkins, LB	2004-07	386
8. Randy Scott, LB	1975-78	382
9. Keith Adams, LB	1998-00	379
10. Robert Carswell, FS	1997-00	374

TACKLES FOR LOSS

Rk Player, Pos.	Years	TFL
1. Michael Dean Perry, DT	1984-87	61.0
2. William Perry, MG	1981-84	60.0
3. Keith Adams, LB	1998-00	54.0
4. Vic Beasley, DE	2011-14	52.5
5. Anthony Simmons, LB	1995-97	52.0
6. Rob Bodine, MG	1989-91	48.0
Leroy Hill, LB	2001-04	48.0
8. Brentson Buckner, DT	1990-93	46.0
9. Adrian Dingle, DE	1995-98	45.0
Da'Quan Bowers, DE	2008-10	45.0

SACKS

Rk Player, Pos.	Years	Sacks
1. Vic Beasley, DE	2011-14	33.0
2. Michael Dean Perry, DT	1984-87	28.0
Gaines Adams, DE	2003-06	28.0
4. William Perry, MG	1981-84	27.0
5. Adrian Dingle, DE	1995-98	23.0
Keith Adams, LB	1998-00	23.0
7. Brentson Buckner, DT	1990-93	22.0
Bryant McNeal, DE	1999-02	22.0
9. Chester McGlockton, DT	1989-91	20.5
10. Da'Quan Bowers, DE	2008-10	19.5

PASS BREAKUPS

Rk Player, Pos.	Years	PBU
1. Donnell Woolford, CB	1985-88	44
2. Robert O'Neal, FS	1989-92	37
3. Antwan Edwards, CB	1995-98	35
Tye Hill, CB	2002-05	35
5. Delton Hall, CB	1983-86	33
6. Dexter Davis, CB	1988-90	32
Chris Chancellor, CB	2006-09	32
8. Justin Miller, CB	2002-04	31
9. Terry Kinard, FS	1979-82	30
10. Dexter McCleon, CB	1993-96	28

PASSES DEFENDED

Rk Player, Pos.	Years	Int.	PBU	PD
1. Donnell Woolford, CB	1985-88	10	44	54
2. Robert O'Neal, FS	1989-92	12	37	49
3. Terry Kinard, FS	1979-82	17	30	47
4. Justin Miller, CB	2002-04	13	31	44
5. Antwan Edwards, DB	1995-98	8	35	43
6. Dexter Davis, CB	1988-90	10	32	42
7. Chris Chancellor, CB	2006-09	9	32	41
8. Tye Hill, CB	2002-05	5	35	40
9. Delton Hall, CB	1983-86	6	33	39
10. Alex Ardley, CB	1998-00	12	26	38

CAUSED FUMBLES

Rk Player, Pos.	Years	CF
1. Jeff Davis, LB	1978-81	10
Ed McDaniel, ILB	1988-91	10
3. Danny Triplett, LB	1979-82	8
William Perry, MG	1981-84	8
Chester McGlockton, DT	1989-91	8
Malliciah Goodman, DE	2009-12	8
7. Levon Kirkland, OLB	1988-91	7
Keith Adams, LB	1998-00	7
Vic Beasley, DE	2011-14	7

RECOVERED FUMBLES

Rk Player, Pos.	Years	RF
1. Jeff Davis, LB	1978-81	8
2. William Perry, MG	1981-84	7
Levon Kirkland, OLB	1988-91	7
4. Willie Smith, DE	1954-57	6
Ronnie Ducworth, DE	1966-68	6
Gene Beasley, SS	1985-88	6
Doug Brewster, LB	1987-90	6


TAKEAWAYS

Rk Player, Pos.	Years	Int.	RF	Tot.
1. Terry Kinard, FS	1979-82	17	2	19
2. Michael Hamlin, S	2005-08	14	4	18
3. Rashard Hall, S	2009-12	14	3	17
4. DeAndre McDaniel, S	2007-10	15	1	16
5. Fred Knoebel, DB	1950-52	15	NA	15
Brian Dawkins, SS	1992-95	11	4	15
7. Eddie Geathers, CB	1977-80	12	2	14
Robert O'Neal, FS	1989-92	12	2	14
Justin Miller, CB	2002-04	13	1	14
10. Dexter Davis, CB	1988-90	10	3	13
Cezdon Butler, CB	2006-09	11	2	13

TAKEAWAY RETURN YARDS

Rk Player	Years	IR	FR	Total
1. Antwan Edwards	1995-98	8-195	2-104	10-299
2. Rex Varn	1976-79	10-275		10-275
3. Michael Hamlin	2005-08	14-243		14-243
Cezdon Butler	2006-09	11-243		11-243
5. Jonathan Meeks	2009-12	7-192	1-3	8-195
6. DeAndre McDaniel	2007-10	15-162	1-28	16-190
7. Rashard Hall	2009-12	14-186	1-(-6)	15-180
8. Don Kelley	1969-71	6-178		6-178
9. Alex Ardley	1998-00	12-151		12-151
10. Rahim Abdullah	1996-98	2-67	2-83	4-150


VIC BEASLEY BROKE THE CAREER SACK RECORD, AMASSING 33 FOR THE TIGERS FROM 2011-14.



TOP-25 NCAA STAT RANKINGS

Year	Player/Team	Category	Finish	Figure
1937	Clemson	Passing Defense/G	6	39.6
	Bob Bailey	Punting	9	40.0
1938	Shad Bryant	Punt Returns	5	18.0
1939	Clemson	Passing Defense/G	4	37.0
	Clemson	Rushing Offense/G	6	219.1
	Banks McFadden	Punting	6	42.7
1941	Clemson	Scoring Offense/G	8	25.9
	Clemson	Rushing Offense/G	9	236.9
	Clemson	Total Offense/G	10	319.9
	Charlie Timmons	Scoring	5	77
	Booty Payne	Punting	6	41.7
1944	Sid Tinsley	Punting	6	39.7
1947	Clemson	Passing Offense/G	5	147.9
1948	Clemson	Scoring Defense/G	2	5.3
	Clemson	Total Defense/G	3	176.0
	Clemson	Rushing Defense/G	10	100.1
	Ray Mathews	Scoring	7	78
1949	Jackie Calvert	Punting	7	41.8
1950	Clemson	Total Offense/G	4	431.2
	Clemson	Rushing Offense/G	8	294.2
	Fred Cone	Scoring	10	86
1951	Clemson	Interceptions	6	25
	Clemson	Passing Defense/G	20	91.2
	Clemson	Total Defense/G	20	231.7
	Billy Hair	Total Offense	6	1579
	Glenn Smith	Receptions	19	35
1953	Dreher Gaskin	Receptions	21	22
1954	Clemson	Total Defense/G	3	176.1
	Clemson	Rushing Defense/G	4	96.9
	Clemson	Punt Returns	16	14.9
	Joe Pagliei	Punting	25	36.7
1955	Joel Wells	Rushing	7	782
	Joe Pagliei	Punting	15	39.1
1956	Clemson	Passing Defense	8	526
	Joel Wells	Rushing	18	678
1957	Clemson	Interception Avoidance	11	.054
	Clemson	Scoring Defense/G	11	7.8
	Clemson	Passing Defense/G	14	59.7
	Clemson	Total Defense/G	16	215.9
	Clemson	Total Offense/G	19	327.7
	Clemson	Rushing Offense/G	22	223.2
	Harvey White	Touchdown Passes	4	11
	Harvey White	Passing Yards	17	841
	Harvey White	Total Offense	18	1038
1958	Clemson	Rushing Offense/G	11	225.8
	Clemson	Total Offense/G	21	315.3
	Bobby Morgan	Punt Returns	20	15.9
1959	Clemson	Rushing Defense/G	6	108.5
	Clemson	Scoring Offense/G	6	26.2
	Clemson	Kickoff Returns	8	24.1
	Clemson	Total Defense/G	11	197.1
	Bill Mathis	Scoring	10	70
	Bill Mathis	Kickoff Returns	14	294
1960	Clemson	Fewest Fumbles	2	6
	Clemson	Rushing Defense/G	12	114.3
	Clemson	Total Defense/G	18	214.3
	Clemson	Total Offense/G	25	305.2
	Lon Armstrong	Kick Scoring	10	33
	Bill McGuirt	Scoring	20	54
1961	Clemson	Punt Returns	5	14.8
	Clemson	Punting	14	38.8
	Clemson	Pass Offense/G	19	129.2
	Eddie Werntz	Punting	9	40.2
	Elmo Lam	Punt Returns	11	179
	Lon Armstrong	Kick Scoring	20	29
1962	Clemson	Field Goals	3	7
	Clemson	Punting	8	39.7
	Clemson	PATs	12	21
	Eddie Werntz	Punting	11	40.7
	Rodney Rogers	Kick Scoring	15	33
1963	Clemson	Total Defense/G	5	184.7
	Clemson	Rushing Defense/G	6	93.1
	Clemson	PATs	17	.958
	Clemson	Total Offense/G	20	313.9
	Hugh Mauldin	Punt Returns	12	193
	Frank Pearce	Kick Scoring	17	33
1966	Buddy Gore	Rushing	23	750
1967	Buddy Gore	Rushing	8	1045
1969	John Shields	Kickoff Returns	14	21.6
	Ray Yauger	Rushing	15	968
1970	Don Kelley	Punt Returns	6	16.2
	Jack Anderson	Punting	9	41.0
1973	Clemson	Punting	12	41.8
	Ken Pengitore	Total Offense/G	10	176.5
	Mitch Tyner	Punting	14	41.8
1977	Steve Fuller	Total Offense/G	19	172.7
1978	Clemson	Interception Avoidance	2	5
	Clemson	Punt Returns	2	13.5
	Clemson	Turnovers Lost	3	20

DAVID TREADWELL, WHO MADE THIS GAME-WINNER AGAINST GEORGIA IN 1986, LED THE NCAA IN FIELD GOAL PERCENTAGE THE NEXT YEAR.




	Clemson	Total Offense/G	4	436.7
	Clemson	Scoring Offense/G	5	31.9
	Clemson	Turnover Margin/G	5	+1.6
	Clemson	Rushing Offense/G	6	296.5
	Clemson	Passing Defense/G	8	100.3
	Clemson	Total Defense/G	15	254.2
	Lester Brown	Scoring/G	4	9.3
	Willie Jordan	Punt Returns	4	13.8
	Jerry Butler	Receptions/G	10	4.9
	Obed Ariri	Scoring/G	12	7.4
	Steve Fuller	Total Offense/G	21	182.1
1979	Clemson	Scoring Defense/G	3	8.4
	Clemson	Turnovers Lost	3	18
	Clemson	Net Punting	4	41.0
	Clemson	Total Defense/G	7	237.5
	Clemson	Rushing Defense/G	10	117.5
	David Sims	Punting	4	44.4
	Obed Ariri	Field Goals/G	5	1.36
1980	Obed Ariri	Field Goals/G	1	2.09
	Obed Ariri	Scoring/G	9	7.9
	Perry Tuttle	Receptions/G	13	4.8
1981	Clemson	Scoring Defense/G	2	8.2
	Clemson	Turnover Margin/G	6	+1.45
	Clemson	Total Defense/G	7	251.5
	Clemson	Rushing Defense/G	8	88.7
	Homer Jordan	Passing Efficiency	12	133.4
	Terry Kinard	Interceptions/G	15	0.56
	Dale Hatcher	Punting	19	43.2
1982	Clemson	Rushing Defense/G	10	97.4
	Clemson	Scoring Defense/G	10	13.4
	Johnny Rembert	Interceptions/G	8	0.6
	Cliff Austin	Rushing/G	11	106.4
	Terry Kinard	Interceptions/G	12	0.55
	Cliff Austin	Scoring/G	15	8.4
1983	Clemson	Turnover Margin/G	8	+1.27
	Clemson	Net Punting	9	40.3
	Clemson	Scoring Offense/G	10	30.7
	Clemson	Rushing Offense/G	12	250.2
	Mike Eppley	Passing Efficiency	3	146.0
	Bob Paulling	Kick Scoring/G	6	8.2
	Dale Hatcher	Punting	7	43.6
	Bob Paulling	Field Goals/G	10	1.64
	Bob Paulling	Scoring/G	11	8.2
	Ray Williams	Kickoff Returns	11	23.5
1984	Clemson	Net Punting	3	42.7
	Clemson	Scoring/G	9	31.5
	Donald Igwebuikwe	Field Goal Percentage	1	94.7
	William Perry	Tackles For Loss/G	1	2.45
	Donald Igwebuikwe	Kick Scoring/G	9	8.1
	Donald Igwebuikwe	Scoring/G	13	8.1
	Dale Hatcher	Punting	20	43.7
	Mike Eppley	Passing Efficiency	25	123.8
1985	Clemson	Rushing Offense/G	13	225.2
	Kenny Flowers	Rushing/G	24	95.6
	David Treadwell	Field Goals/G	25	1.36
1986	Clemson	Kickoff Returns	1	26.1
	Clemson	Rushing Offense/G	6	273.4
	Clemson	Rushing Defense/G	13	103.5
	Clemson	Scoring Defense/G	15	15.1
	Clemson	Total Defense/G	25	309.5
	Terrance Roulhac	Kickoff Returns	1	33.0
	Terrence Flagler	Yards/Carry	3	6.6
	Terrence Flagler	Rushing/G	13	106.9

1987	Clemson	Rushing Defense/G	2	80.0
	Clemson	Punt Returns	5	13.6
	Clemson	Total Defense/G	5	240.0
	Clemson	Scoring Defense/G	13	15.1
	Clemson	Rushing Offense/G	15	244.3
	David Treadwell	Field Goal Percentage	1	85.7
	Donnell Woolford	Punt Returns	3	15.5
	David Treadwell	Field Goals/G	5	1.8
	James Lott	Punt Returns	16	11.7
	David Treadwell	Scoring/G	16	8.2
1988	Clemson	Turnover Margin/G	2	+1.82
	Clemson	Scoring Defense/G	8	13.7
	Clemson	Rushing Offense/G	9	277.6
	Clemson	Total Defense/G	12	279.5
	Clemson	Rushing Defense/G	14	116.2
	Clemson	Scoring Offense/G	22	29.9
	Terry Allen	Rushing/G	15	103.6
	Chris Gardocki	Field Goals/G	16	1.56
1989	Clemson	Turnover Margin/G	2	+1.82
	Clemson	Rushing Defense/G	5	94.6
	Clemson	Scoring Defense/G	5	11.91
	Clemson	Total Defense/G	5	267.9
	Clemson	Net Punting	10	38.7
	Clemson	Kickoff Returns	12	22.4
	Clemson	Rushing Offense/G	16	234.9
	Clemson	Scoring Offense/G	18	31.0
	Clemson	Passing Defense/G	22	173.3
	Chris Gardocki	Field Goal/G	T-6	1.82
	Chris Gardocki	Punting	10	42.68
	Robert O'Neal	Interceptions/G	10	0.64
	Chris Gardocki	Scoring/G	22	8.91
1990	Clemson	Total Defense/G	1	216.9
	Clemson	Rushing Defense/G	2	71.7
	Clemson	Scoring Defense/G	2	9.9
	Clemson	Pass Efficiency Defense	6	87.9
	Clemson	Turnover Margin/G	8	+1.2
	Clemson	Rushing Offense/G	9	255.3
	Clemson	Net Punting	11	37.9
	Clemson	Kickoff Returns	21	21.5
	Chris Gardocki	Field Goals/G	4	1.73
	Chris Gardocki	Punting	4	44.34
	Dexter Davis	Interceptions/G	14	0.55
1991	Clemson	Rushing Defense/G	1	53.4
	Clemson	Total Defense/G	4	263.2
	Clemson	Rushing Offense/G	8	255.7
	Clemson	Scoring Defense/G	10	13.5
	Clemson	Punt Returns	13	12.1
	Clemson	Total Offense/G	25	409.7
	Rob Bodine	Tackles For Loss/G	1	2.45
	Nelson Welch	Field Goals/G	T-4	1.55
	Darnell Stephens	Punt Returns	8	14.1
1992	Clemson	Rushing Offense/G	6	257.1
	Clemson	Rushing Defense/G	13	120.1
	Nelson Welch	Field Goals/G	2	2.0
	Nelson Welch	Kick Scoring/G	3	8.1
	Nelson Welch	Scoring/G	11	8.1
1993	Clemson	Punt Returns	8	12.9
	Clemson	Turnover Margin/G	9	+1.09
	Clemson	Scoring Defense/G	15	16.3
	Clemson	Kickoff Returns	23	22.3
	Clemson	Rushing Defense/G	24	128.5
	Dexter McCleon	Punt Returns	11	12.0
	Nelson Welch	Field Goals/G	14	1.36

TOP-25 NCAA STAT RANKINGS

1994	Clemson*	Fewest Fumbles Lost	1	2	Clemson	Pass Efficiency Offense	23	132.2	Clemson	Total Defense/G	20	316.6		
	Clemson	Turnover Margin/G	1	+1.55	Clemson	Scoring Defense/G	23	19.3	Clemson	Rushing Defense/G	25	120.6		
	Clemson	Rushing Defense/G	14	113.5	Chad Carson	Tackles/G	4	13.3	Clemson	Sacks/G	25	2.8		
	Clemson	Scoring Defense/G	17	17.1	Alex Ardley	Interceptions/G	8	0.55	Jad Dean	Field Goals/G	3	2.0		
	Nelson Welch	Field Goals/G	13	1.45	Travis Zachery	Scoring/G	14	9.3	Charlie Whitehurst	Completion Percentage	5	67.4		
1995	Clemson	Rushing Offense/G	4	259.5	Woodrow Dantzler	Passing Efficiency	21	134.5	Jad Dean	Scoring/G	19	8.8		
	Clemson	Interceptions	6	21	Rod Gardner	Receiving Yards/G	24	86.9	2006	Clemson	Rushing Offense/G	5	217.9	
	Clemson	Scoring Defense/G	10	16.2	Joe Don Reames	Punt Returns	24	12.2		Clemson	Fewest Penalties/G	5	4.2	
	Clemson	Kickoff Returns	12	22.7	Woodrow Dantzler	Points Responsible For/G	25	12.6		Clemson	Kickoff Returns	6	25.4	
	Clemson	Pass Efficiency Defense	16	101.2	2001	Clemson	Kickoff Returns	10		24.9	Clemson	Sacks Allowed/G	6	1.2
	Clemson	Rushing Defense/G	18	122.0		Derrick Hamilton	Kickoff Returns	3	31.7	Clemson	Scoring Offense/G	12	32.7	
	Clemson	Turnover Margin/G	19	+0.73		Woodrow Dantzler	Total Offense/G	8	305.8	Clemson	Total Defense/G	13	280.8	
	Clemson	Punt Returns	21	11.9		Charles Hafley	Solo Tackles/G	14	7.45	Clemson	Total Offense/G	15	410.9	
	Brian Dawkins	Interceptions/G	8	0.55	Chad Carson	Tackles/G	19	11.8	Clemson	Scoring Defense/G	16	16.2		
	Jeff Sauve	Field Goals/G	10	1.36	2002	Clemson	Kickoff Returns	5	24.3	Clemson	Tackles For Loss/G	16	7.1	
	Antwan Wyatt	Kickoff Returns	12	25.0		Clemson	Interceptions	10	21	Clemson	Pass Efficiency Defense	17	106.4	
	Antwan Wyatt	Punt Returns	15	12.3		John Leake	Tackles/G	4	13.0	Clemson	Rush Defense/G	18	103.1	
	Raymond Priester	Rushing/G	18	116.9		Justin Miller	Interceptions/G	5	0.62	Clemson	Sacks/G	20	2.8	
	Emory Smith	Touchdowns	18	15	Rodney Thomas	Tackles/G	6	12.8	Clemson	Passing Defense/G	24	177.7		
	Emory Smith	Scoring/G	20	8.2	Aaron Hunt	Field Goals/G	18	1.42	Gaines Adams	Sacks/G	3	0.96		
	Nealon Greene	Passing Efficiency	22	137.6	Derrick Hamilton	All-Purpose Yards/G	20	144.8	James Davis	Scoring/G	17	7.8		
Chris McNally	Punting	23	41.8	Brian Mance	Interceptions/G	21	0.46	Gaines Adams	Tackles For Loss/G	24	1.27			
1996	Raymond Priester	Rushing/G	21	108.5	2003	Clemson	Kickoff Returns	2	27.7	2007	Clemson	Fewest Turnovers Lost	2	12
1997	Clemson	Rushing Defense/G	6	88.3		Clemson	Passing Offense/G	16	283.6		Clemson	Fewest Interceptions	4	6
	Clemson	Kickoff Returns	14	23.3		Clemson	Scoring Defense/G	20	19.2		Clemson	Total Defense/G	9	306.8
	Clemson	Scoring Defense/G	18	18.0		Leroy Hill	Tackles For Loss/G	2	2.08		Clemson	Turnover Margin/G	9	+1.00
	Clemson	Total Defense/G	18	312.5		Leroy Hill	Solo Tackles/G	5	8.5	Clemson	Scoring Defense/G	10	18.7	
	Tony Horne	Kickoff Returns	8	27.3		Charlie Whitehurst	Total Offense/G	14	277.4	Clemson	Fewest Fumbles Lost	10	6	
	Tony Horne	All-Purpose Yards/G	14	153.9		John Leake	Solo Tackles/G	21	6.8	Clemson	Fewest Penalty Yards/G	10	43.1	
	Tony Horne	Receptions/G	14	6.18		Leroy Hill	Tackles/G	22	11.2	Clemson	Pass Efficiency Defense	13	108.3	
	Nealon Greene	Passing Efficiency	19	145.1		Derrick Hamilton	All-Purpose Yards/G	23	133.5	Clemson	Passing Defense/G	13	188.5	
1998	Clemson	Rushing Defense/G	14	104.5		Aaron Hunt	Field Goals/G	23	1.38	Clemson	Kickoff Returns	15	23.9	
	Clemson	Total Defense/G	25	320.1		2004	Clemson	Kickoff Returns	3	26.3	Clemson	Fewest Penalties/G	15	5.2
	Antwan Edwards	Kickoff Returns	10	26.9			Clemson	Pass Efficiency Defense	11	103.4	Clemson	Fourth-Down Conversion %	19	62.5
1999	Clemson	Interceptions	8	19			Clemson	Fewest Penalties/G	13	5.3	Clemson	Pass Efficiency Offense	20	142.1
	Clemson	Turnover Margin/G	11	+0.82			Clemson	Fewest Penalty Yards/G	20	45.2	Clemson	Rushing Defense/G	23	118.3
	Clemson	Pass Efficiency Defense	17	105.6			Clemson	Passing Defense/G	23	191.6	Mark Buchholz	Field Goals/G	12	1.7
	Keith Adams	Tackles	1	176			Clemson	Punt Returns	24	12.0	C.J. Spiller	Kickoff Returns	14	28.8
Keith Adams	Tackles for Loss	1	33	Justin Miller	Kickoff Returns		1	33.1	Mark Buchholz	Scoring/G	18	8.8		
Keith Adams	Sacks	2	16	Tye Hill	Passes Defended/G		3	1.64	Aaron Kelly	Receptions/G	19	6.8		
Travis Zachery	Scoring/G	9	9.6	Leroy Hill	Tackles For Loss/G	8	1.59	Jimmy Maners	Punting	20	42.8			
Robert Carswell	Interceptions/G	10	0.55	Leroy Hill	Sacks/G	15	0.73	Cullen Harper	Passing Efficiency	22	141.0			
Rod Gardner	Receptions/G	12	6.6	Justin Miller	Punt Returns	21	13.0	2008	Clemson	Pass Efficiency Defense	10	101.7		
Alex Ardley	Interceptions/G	20	0.45	2005	Clemson	Fewest Fumbles Lost	4		5	Clemson	Interceptions	11	19	
Rod Gardner	Receiving Yards/G	23	91.7		Clemson	Completion Percentage	5		65.8	Clemson	Passing Defense/G	12	172.5	
2000	Clemson	Total Offense/G	10		446.5	Clemson	Fewest Penalties/G		6	4.8	Clemson	First Downs Allowed/G	12	16.0
	Clemson	Rushing Offense/G	10		236.4	Clemson	Fewest Penalty Yards/G		8	40.5	Clemson	Scoring Defense/G	13	17.3
	Clemson	Punt Returns	14		15.0	Clemson	Fewest Turnovers Lost		8	14	Clemson	Total Defense/G	18	299.9
	Clemson	Scoring Offense/G	14		36.0	Clemson	Scoring Defense/G		11	17.6	Michael Hamlin	Interceptions/G	11	0.46
	Clemson	Fewest Turnovers Lost	17		18	Clemson	Tackles For Loss/G		13	8.3	Brandon Maye	Recovered Fumbles/G	11	0.25
	Clemson	Rushing Defense/G	18		101.8	Clemson	Turnover Margin/G	16	+0.75	C.J. Spiller	Kickoff Returns	14	27.2	
	Clemson	Fewest Interceptions	20	9	Clemson	Pass Efficiency Defense	18	110.9	C.J. Spiller	All-Purpose Yards/G	21	147.5		



JUSTIN MILLER LED THE NCAA IN KICKOFF RETURN AVERAGE (33.1) AS A JUNIOR IN 2004.

TOP-25 NCAA STAT RANKINGS

KEITH ADAMS EARNED FIVE
ACC PLAYER OF THE WEEK
HONORS IN 1999, A SINGLE-
SEASON CLEMSON RECORD.

ACC PLAYER-OF-THE-WEEK LEADERS

SEASON			
Rk	Player	Pos.	POTW
1.	Keith Adams	LB	1999
2.	James Robinson	DT	1983
3.	Jeff Bryant	DL	1981
	Jeff Davis	LB	1981
	Stacy Long	OT	1989
	David Richardson	PK	1997
	Anthony Simmons	LB	1997
	Woodrow Dantzler	QB	2001
	Phillip Merling	DE	2007
	Thomas Austin	OL	2008
	C.J. Spiller	RB/ST	2009
	Tajh Boyd	QB	2011
	Sammy Watkins	WR	2011
	Tajh Boyd	QB	2012
	Vic Beasley	DE	2013
	Tajh Boyd	QB	2013
	Sammy Watkins	WR	2013

CAREER			
Rk	Player	Pos.	POTW
1.	Tajh Boyd	QB	2010-13
2.	Keith Adams	LB	1998-00
	Sammy Watkins	WR	2011-13
4.	Woodrow Dantzler	QB	1998-01
	C.J. Spiller	RB/ST	2006-09
6.	Stacy Long	OT	1986-90
	Anthony Simmons	LB	1995-97
	Thomas Austin	OL	2006-08
	Vic Beasley	DE	2011-14

BY POSITION			
Pos.	Season	Career	
OL	3, Stacy Long (1989)	5, Stacy Long (1986-90)	5, Thomas Austin (2006-08)
QB	3, Woodrow Dantzler (2001)	9, Tajh Boyd (2010-13)	3, Tajh Boyd (2011-13)
RB	2, many (4)	4, Terry Allen (1987-89)	
WR	3, Sammy Watkins (2011,13)	7, Sammy Watkins (2011-13)	
DL	4, James Robinson (1983)	5, Vic Beasley (2011-14)	
LB	5, Keith Adams (1999)	7, Keith Adams (1998-00)	
DB	2, many (6)	4, Terry Kinard (1979-82)	
ST	3, David Richardson (1997)	4, David Richardson (1995-98)	

2009	Clemson	Interceptions	5	21
	Clemson	Pass Defense/G	7	162.8
	Clemson	Punt Returns	7	14.2
	Clemson	Turnovers Forced	11	30
	Clemson	Tackles For Loss/G	12	7.29
	Clemson	Fewest Penalties/G	17	4.93
	Clemson	Total Defense/G	20	314.3
	Clemson	Pass Efficiency Defense	21	110.9
	Clemson	Kickoff Returns	24	23.8
	Clemson	Kickoff Return Defense	24	20.0
	Clemson	Scoring Defense/G	25	20.4
	DeAndre McDaniel	Interceptions/G	3	0.57
	C.J. Spiller	Kickoff Returns	3	32.8
	C.J. Spiller	All-Purpose Yards/G	4	191.4
	C.J. Spiller	Total Touchdowns	5	21
	C.J. Spiller	Scoring/G	14	9.1
	Rashard Hall	Interceptions/G	19	0.43
2010	Clemson	Tackles For Loss/G	10	7.38
	Clemson	Scoring Defense/G	13	18.8
	Clemson	First Downs Allowed/G	16	17.1
	Clemson	Total Defense/G	19	320.3
	Clemson	Pass Defense/G	22	191.9
	Clemson	Net Punting	24	38.2
	Da'Quan Bowers	Sacks/G	1	1.19
	Da'Quan Bowers	Tackles For Loss/G	2	2.00
2011	Clemson	Fewest Penalties/G	10	4.4
	Clemson	Fewest Penalty Yards/G	19	40.1
	Clemson	Passing Offense/G	21	282.3
	Clemson	Scoring Offense/G	24	33.6
	Sammy Watkins	All-Purpose Yards/G	4	176.0
	Sammy Watkins	Receiving Touchdowns	7	12
	Tajh Boyd	Passing Touchdowns	8	33
	Tajh Boyd	Passing Yards	10	3828
	Tajh Boyd	Points Responsible For/G	13	16.9
	Andre Branch	Sacks/G	15	0.75
	Chandler Catanzaro	Field Goals/G	15	1.57
	Sammy Watkins	Receiving Yards/G	16	93.8
	Tajh Boyd	Total Offense/G	18	289.0
2012	Clemson	Red Zone % Offense	1	94.9
	Clemson	Fourth-Down Conversion %	T-1	77.8
	Clemson	Pass Efficiency Offense	4	163.1
	Clemson	Third-Down Conversion %	5	51.5
	Clemson	Scoring Offense/G	6	41.0

	Clemson	Total Offense/G	9	512.7
	Clemson	First Downs/G	12	26.2
	Clemson	Passing Offense/G	13	321.6
	Clemson	Fewest Fumbles Lost	T-18	7
	Clemson	Sacks/G	T-22	2.6
	Clemson	Red Zone % Defense	T-22	75.0
	Clemson	Third-Down Conversion % Defense	24	34.0
	Tajh Boyd	Points Responsible For/G	2	21.5
	DeAndre Hopkins	Receiving Touchdowns	2	18
	DeAndre Hopkins	Receiving Yards	4	1405
	Tajh Boyd	Passing Efficiency	5	165.6
	DeAndre Hopkins	Receiving Yards/G	6	108.1
	Tajh Boyd	Total Offense/G	7	339.2
	Malliciah Goodman	Caused Fumbles	T-8	4
	Tajh Boyd	Passing Yards	10	3896
	Tajh Boyd	Passing Yards/G	14	299.7
2013	Clemson	Tackles For Loss/G	1	9.4
	Clemson	Third-Down Conversion % Defense	5	30.8
	Clemson	Completion Percentage	6	69.2
	Clemson	Pass Efficiency Offense	8	164.2
	Clemson	Scoring Offense/G	T-8	40.2
	Clemson	Passing Offense/G	9	333.1
	Clemson	Total Offense/G	10	507.7
	Clemson	Turnovers Forced	T-10	30
	Clemson	Interceptions	T-13	18
	Clemson	Sacks/G	T-13	2.9
	Clemson	First Downs	T-15	327
	Clemson	Recovered Fumbles	T-15	12
	Clemson	Passing Defense/G	16	201.0
	Clemson	Pass Efficiency Defense	19	114.2
	Clemson	First Downs Allowed	22	234
	Clemson	Scoring Defense/G	24	22.2
	Clemson	Total Defense/G	25	356.7
	Clemson	Kickoff Return Defense	25	19.4
	Vic Beasley	Tackles For Loss/G	2	1.8
	Spencer Shuey	Recovered Fumbles	T-2	4
	Vic Beasley	Sacks/G	T-3	1.0
	Sammy Watkins	Receiving Yards	5	1464
	Tajh Boyd	Passing Efficiency	6	168.7
	Tajh Boyd	Points Responsible For/G	6	20.3
	Sammy Watkins	Receiving Yards/G	7	112.6
	Tajh Boyd	Passing Touchdowns	T-7	34
	Tajh Boyd	Points Responsible For	T-7	266

	Chandler Catanzaro	Field-Goal Percentage	T-7	92.9
	Tajh Boyd	Completion Percentage	8	68.5
	Sammy Watkins	Receiving Touchdowns	T-10	12
	Vic Beasley	Caused Fumbles	T-10	4
	Tajh Boyd	Passing Yards/G	11	296.2
	Sammy Watkins	Receptions/G	11	7.8
	Tajh Boyd	Passing Yards	12	3851
	Tajh Boyd	Total Offense/G	13	327.0
	Tajh Boyd	Completions/G	T-16	21.8
	Tajh Boyd	Yards/Completion	21	13.6
	Adam Humphries	Punt Returns	24	10.6
	Sammy Watkins	All-Purpose Yards/G	25	136.0
2014	Clemson	Total Defense/G	1	260.8
	Clemson	Pass Efficiency Defense	1	98.3
	Clemson	First Downs Allowed	1	185
	Clemson	Third-Down Conversion % Defense	1	27.4
	Clemson	Tackles For Loss/G	1	10.1
	Clemson	Passing Defense/G	2	157.4
	Clemson	Scoring Defense/G	3	16.7
	Clemson	Rushing Defense/G	5	103.4
	Clemson	Fewest Penalties/G	5	4.0
	Clemson	Sacks/G	6	3.5
	Clemson	Fewest Penalty Yards/G	7	34.6
	Clemson	Red Zone % Defense	T-13	74.1
	Clemson	Completion Percentage	14	64.7
	Clemson	Winning Percentage	T-14	76.9
	Clemson	Defensive Touchdowns	T-14	4
	Clemson	Fourth-Down Conversion % Defense	T-16	33.3
	Clemson	Fewest Fumbles Lost	T-19	6
	Clemson	Net Punting	22	39.6
	Vic Beasley	Tackles For Loss/G	3	1.7
	Vic Beasley	Sacks/G	8	0.9
	B.J. Goodson	Caused Fumbles	T-10	3
	Ammon Lakip	Field Goals/G	T-13	1.6

* - NCAA record; Note: Figures do not include stats in bowl games until the 2002 season; **bold** indicates stat led the nation.

STREAK RECORDS

CONSECUTIVE GAMES (54)

by **Chad Diehl**, 2008-11; **Antoine McClain**, 2008-11
Notes: Diehl (FB) and McClain (OG) played in every game from 2008-11. Diehl set the school record with 57 career games, as he played three games in 2007 when he suffered a season-ending injury and received a medical redshirt.

CONSECUTIVE STARTS (49)

by **Dalton Freeman**, 2009-12
Notes: Freeman started each of his last 49 games at center, including every game of the 2010, 2011 and 2012 seasons.

CONSECUTIVE STARTS BY QUARTERBACK (40)

by **Tajh Boyd**, 2011-13
Notes: He started each of the last 40 games of his career at quarterback during the 2011-13 seasons and had a 32-8 record.

CONSECUTIVE 100-YARD RUSHING GAMES (5)

by **Kenny Flowers**, 1985; **Raymond Priester**, 1996,97
Notes: Flowers' streak covered the last five games of the 1985 season and included a career-high 148 yards against Minnesota in the Independence Bowl. However, that bowl game was Flowers' last 100-yard game, as he never reached the 100-yard mark as a senior due to injury.

CONSECUTIVE 100-YARD RECEIVING GAMES (3)

by **Charlie Waters**, 1969; **Tony Horne**, 1997; **Rod Gardner**, 2000; **DeAndre Hopkins**, 2012; **Sammy Watkins**, 2013
Notes: Waters' streak covered first three games of his senior year. Horne's streak covered the first three games of his senior year. Hopkins' streak covered the last game of 2011 and the first two games of 2012. Watkins had two three-game streaks in his junior year.

CONSECUTIVE 300-YARD PASSING GAMES (3)

by **Tajh Boyd**, 2013
Notes: Boyd had two three-game streaks in his senior year.

CONSECUTIVE 200-YARD PASSING GAMES (11)

by **Tajh Boyd**, 2011
Notes: Boyd passed for at least 200 yards in each of the first 11 games of his sophomore year.

CONSECUTIVE GAMES SCORING (53)

by **Chandler Catanzaro**, 2010-13
Notes: Catanzaro has scored a point in all 53 games of his career.

CONSECUTIVE GAMES SCORING TOUCHDOWN (14)

by **C.J. Spiller**, 2009
Notes: Spiller was the only player in the nation to total at least one touchdown in every game in 2009.

CONSECUTIVE PLAYS RUSHING BALL (12)

by **Raymond Priester**, 1997
Notes: Priester ran 12 straight plays at Maryland in 1997, and he ended the game with 204 yards rushing in a record-tying 36 carries.

CONSECUTIVE GAMES WITH RECEIVING TOUCHDOWN (10)

by **DeAndre Hopkins**, 2012
Notes: The previous record was five games in a row, therefore Hopkins doubled the previous mark. He had at least one receiving touchdown in 12 of the 13 games in 2012.

CONSECUTIVE GAMES WITH PASSING TOUCHDOWN (17)

by **Tajh Boyd**, 2011-13
Notes: The streak dated from the NC State game in 2011 through the Georgia game of 2013.

CONSECUTIVE COMPLETIONS (17)

by **Nealon Greene**, 1997
Notes: Greene completed his last 13 passes against Virginia and the first four versus Maryland.

CONSECUTIVE GAMES WITH COMPLETION (46)

by **Rodney Williams**, 1985-88

CONSECUTIVE PASSES WITHOUT INTERCEPTION (187)

by **Tajh Boyd**, 2012,13

CONSECUTIVE PASSES WITHOUT INTERCEPTION TO START CAREER (165)

by **Cullen Harper**, 2007

CONSECUTIVE GAMES WITH 200 TOTAL OFFENSE YARDS (11)

by **Tajh Boyd**, 2011
Notes: Boyd had at least 200 yards in each of the first 11 games in 2011. The streak was broken when he totaled 60 yards at South Carolina.

CONSECUTIVE GAMES WITH RECEPTION (36)

by **Jerry Butler**, 1975-78; **DeAndre Hopkins**, 2010-12
Notes: Butler's streak covered every game over his last three years and the last game he played as a freshman in 1975. Hopkins had at least one reception in 38 of his 39 career games.

CONSECUTIVE EXTRA POINTS MADE (88)

by **Mark Buchholz**, 2007,08
Notes: Buchholz was a perfect 88-88 on extra points in his two-year Tiger career.

CONSECUTIVE FIELD GOALS MADE (20)


by **Chandler Catanzaro**, 2011,12
Notes: Catanzaro's streak began with a game-winning 43-yard field goal against Wake Forest in 2011. He made his last eight field-goal attempts in 2011 and his first 12 field-goal attempts in 2012. The streak ended with a 48-yard attempt that missed wide-left by inches at Wake Forest. It was his only field-goal miss in 2012.

CONSECUTIVE GAMES MAKING FIELD GOAL (15)

by **Obed Ariri**, 1979-80; **Chris Gardocki**, 1988-89

CONSECUTIVE GAMES WITH 40-YARD PUNTING AVERAGE (12)

by **Dale Hatcher**, 1983,84
Notes: Hatcher had a streak of 12 games broken with a 39.6-yard average in his last game.



MARK BUCHHOLZ HOLDS THE SCHOOL RECORD WITH 88 CONSECUTIVE EXTRA POINTS MADE IN 2007 AND 2008.

TEMPERATURE & DURATION RECORDS

HOTTEST KICKOFF TEMPERATURE

Date	Opponent	W-L	Score	Temp.
9-18-2004	at Texas A&M	L	6-27	95
9-3-2011	Troy	W	43-19	95
9-20-1997	Florida State	L	28-35	93
9-18-2010	at Auburn	L	24-27	93
9-4-1999	Marshall	L	10-13	92
9-17-2005	Miami (Fla.)	L	30-36	92
9-6-2008	The Citadel	W	45-17	91
9-13-2008	NC State	W	27-9	91
9-6-2014	SC State	W	73-7	90
9-23-1961	at Florida	L	17-21	89
9-21-1963	at Oklahoma	L	14-31	89
9-8-1973	The Citadel	W	14-12	89
9-18-1982	Boston College	T	17-17	89

Note: Home games in **bold**.

COLDEST KICKOFF TEMPERATURE

Date	Opponent	W-L	Score	Temp.
10-28-1961	at Auburn	L	14-24	24
12-31-2001	Louisiana Tech	W	49-24	32
11-22-2008	at Virginia	W	13-3	35
11-9-1991	at North Carolina	W	21-6	38
11-25-1972	South Carolina	W	7-6	39
12-27-2009	Kentucky	W	21-13	39
11-14-1992	at Maryland	L	23-53	41
11-16-1996	NC State	W	40-17	41
11-15-1986	Maryland	T	17-17	42
10-13-1979	at Virginia Tech	W	21-0	43
12-3-1979	Baylor	L	18-24	43
10-1-2011	at Virginia Tech	W	23-3	43
12-3-2011	Virginia Tech	W	38-10	43

Note: Home games in **bold**.

LONGEST GAMES

Date	Opponent	W-L	Score	Time
9-19-2009	Boston College	W	25-7	*4:46
9-17-2005	Miami (Fla.)	L ^(3 OT)	30-36	4:10
1-2-2004	Tennessee	W	27-14	4:05
9-9-2006	at Boston College	L ^(2 OT)	33-34	4:00
9-4-2004	Wake Forest	W ^(2 OT)	37-30	3:58
10-1-2001	at NC State	W	45-37	3:55
10-2-2010	Miami (Fla.)	L	21-30	3:54
10-6-2007	Virginia Tech	L	23-41	3:53
1-1-2009	Nebraska	L	21-26	3:52
9-18-2010	at Auburn (OT)	L	24-27	3:52

* - includes weather delay; Note: Home games in **bold**.

SHORTEST GAMES

Date	Opponent	W-L	Score	Time
9-17-1977	at Georgia	W	7-6	2:05
10-9-1971	Duke	W	3-0	2:10
10-7-1972	at Georgia Tech	L	9-31	2:10
10-14-1972	Duke	L	0-7	2:10
10-13-1973	Virginia	W	32-26	2:10
9-28-1996	Wake Forest	W	21-10	2:16
10-13-1979	at Virginia Tech	W	21-0	2:17
10-27-1990	at Wake Forest	W	24-6	2:18
9-22-1979	Georgia	W	12-7	2:22
10-8-1988	at Virginia	W	10-7	2:23
9-7-1997	Appalachian State	W	34-0	2:23

Note: Home games in **bold**.

CONSECUTIVE GAMES WITH SACK (9)

by **Da'Quan Bowers**, 2010
Notes: Bowers was involved in a sack in nine straight games, starting at Auburn (September 18) through Wake Forest (November 20). He had a half sack at Boston College that kept the streak alive.

CONSECUTIVE GAMES WITH INTERCEPTION (4)

by **Bobby Gage**, 1948; **Terry Kinard**, 1980,81; **Dexter Davis**, 1990; **Rashard Hall**, 2009

CONSECUTIVE DOUBLE-FIGURE TACKLE GAMES (19)

by **Jeff Davis**, 1980,81

CONSECUTIVE GAMES WITH TACKLE (53)

by **DeAndre McDaniel**, 2007-10
Notes: McDaniel had a tackle in all 53 of his career games. He also had at least two tackles in each of his last 38 games.

CONSECUTIVE GAMES WITH TACKLE FOR LOSS (20)

by **Keith Adams**, 1999,00
Notes: Adams had at least one tackle for loss in every game in 1999 and the first eight games of 2000. Georgia Tech ended his streak in 2000.

TIGER STREAKS

WINNING STREAKS

Overall:	15	Began with a 35-7 win at Furman on Nov. 8, 1947 and ended with a 33-7 loss at Rice on Sept. 24, 1949.
Home:	13	Began with a 3-0 win over Auburn on Oct. 1, 1927 and ended with a 0-0 tie with Presbyterian College on Sept. 25, 1931. Began with a 43-19 win over Troy on Sept. 3, 2011 and ended with a 27-17 loss against South Carolina on Nov. 24, 2012.
Away:	10	Began with a 25-6 win over NC State in Charlotte, N.C. on Oct. 7, 1939 and ended with a 13-0 loss at Tulane on Nov. 3, 1940.
ACC Games:	20	Began with a 27-0 win over Virginia on Oct. 10, 1981 and ended with a 28-21 loss at Georgia Tech on Sept. 29, 1984.

UNBEATEN STREAKS

Overall:	16	Began with a 33-20 win over Duquesne on Nov. 12, 1949 and ended with a 21-7 loss at Pacific on Oct. 13, 1951.
Home:	25	Began with a 27-6 win over South Carolina on Nov. 22, 1980 and ended with a 22-21 loss to South Carolina on Nov. 24, 1984.
Away:	10	Began with a 25-6 win over NC State in Charlotte, N.C. on Oct. 7, 1939 and ended with a 13-0 loss at Tulane on Nov. 3, 1940. Began with a 28-21 win over Furman on Nov. 19, 1949 and ended with a 21-7 loss at Pacific on Oct. 21, 1951.
ACC Games:	20	Began with a 27-0 win over Virginia on Oct. 10, 1981 and ended with a 28-21 loss at Georgia Tech on Sept. 29, 1984.

RETURNS FOR TOUCHDOWNS

CLEMSON

Year	Type	Player	Site	Opponent	Yards
1951	IR	Archie Baker	H	Auburn	56
	IR	Jimmy Quarles	A	Rice	90
1953	BPR	Scott Jackson	A	Boston College	41
1954	PR	Ken Moore	N	Wake Forest	81
	PR	Joe Pagliei	H	Presbyterian	74
	IR	Walt Laraway	H	The Citadel	30
	BPR	Walt Laraway	H	The Citadel	39
1958	BPR	Jim Padgett	H	North Carolina	28
	FR	Charlie Horne	H	Boston College	28
1959	KOR	Bill Mathis	A	Georgia Tech	99
	IR	Paul Snyder	A	Rice	18
	IR	Harry Pavilack	A	Furman	26
1961	PR	Elmo Lam	H	Tulane	68
1962	PR	Mack Matthews	A	Wake Forest	88
	KOR	Hal Davis	H	Georgia	98
1964	BPR	Butch Robbins	A	Wake Forest	0
	IR	Ted Bunton	H	Virginia	48
1966	PR	Frank Liberatore	H	Virginia	66
	IR	Richard Garick	H	North Carolina	31
1967	PR	Frank Liberatore	H	Georgia	52
	IR	Billy Ware	A	North Carolina	23
1968	FGR	Richie Luzzi	A	Georgia	108
1970	PR	Don Kelley	A	Wake Forest	67
	IR	Don Kelley	H	Duke	102
	PR	Don Kelley	A	Maryland	85
	IR	Jewell McLaurin	A	Maryland	68
1971	FR	Smiley Sanders	H	Kentucky	1
	IR	Bobby Johnson	A	Auburn	40
1973	IR	Frank Wise	H	Wake Forest	36
1974	IR	Dennis Smith	H	South Carolina	31
1977	IR	Rex Varn	H	Maryland	93
1978	IR	Rex Varn	A	NC State	94
1979	IR	Jeff Davis	H	Wake Forest	17
1980	BPR	Bill Smith	A	Virginia	11
	IR	Willie Underwood	H	South Carolina	37
1981	BPR	Johnny Rembert	A	South Carolina	0
1982	IR	Johnny Rembert	H	Duke	43
1984	IR	Kenny Danforth	A	Virginia	22
1985	BPR	Perry Williams	H	Maryland	30
1986	IR	Delton Hall	H	Duke	67
1987	PR	Donnell Woolford	H	Georgia Tech	78
	KOR	Joe Henderson	H	Georgia Tech	95
	PR	Donnell Woolford	H	Wake Forest	67
1988	IR	Doug Brewster	A	Georgia Tech	68
1989	BPR	Tony Mauney	H	Furman	0
	IR	Wayne Simmons	A	Florida State	73
	IR	Levon Kirkland	A	Virginia Tech	47
	FR	Chester McGlockton	A	West Virginia	0
1990	IR	Arlington Nunn	H	Long Beach State	55
	KOR	Doug Thomas	H	Long Beach State	98
	KOR	Doug Thomas	A	Maryland	98
	FR	Dexter Davis	A	NC State	52
	IR	Arlington Nunn	A	Wake Forest	26
	IR	Dexter Davis	H	North Carolina	30
	IR	Arlington Nunn	N	Illinois	34
1991	PR	Darnell Stephens	H	Maryland	89
1992	IR	James Trapp	H	Florida State	39
	FR	Michael Barber	H	Chattanooga	91
	IR	Tim Jones	H	South Carolina	26
1994	FR	Chris Franklin	H	NC State	60
1995	BPR	Andy Ford	H	Western Carolina	26
	IR	Brian Dawkins	H	North Carolina	49
1996	FR	Eric Bradford	H	Furman	9
	IR	Peter Ford	H	Maryland	66
	FR	Rahim Abdullah	H	NC State	9
1997	FR	Rahim Abdullah	A	NC State	74
	IR	Rahim Abdullah	H	Duke	63
	IR	Antwan Edwards	A	South Carolina	42
	PR	Tony Horne	A	South Carolina	39
	BPR	Chad Speck	N	Auburn	18
1998	FR	Chris Jones	H	Furman	0
	FR	Antwan Edwards	A	Virginia	93
	IR	Alex Ardley	A	North Carolina	26
	IR	Howard Bartley	H	South Carolina	48
1999	IR	Terry Jolly	H	Duke	20
2000	IR	Charles Hafley	H	Missouri	27
	PR	Joe Don Reames	A	Virginia	69
	PR	Brian Mance	H	Georgia Tech	88
2001	FR	Eric Meekins	H	Wofford	29
	KOR	Derrick Hamilton	A	Maryland	100
2002	FR	Bryant McNeal	A	Georgia	55
	KOR	Justin Miller	H	NC State	80
2003	FR	J.J. Howard	H	Furman	17
	KOR	Derrick Hamilton	H	North Carolina	100
	PR	Justin Miller	H	Duke	63
2004	PR	Justin Miller	H	Wake Forest	69
	KOR	Justin Miller	A	Florida State	97

KOR	Justin Miller	A	Florida State	86
BPR	Bobby Williamson	H	Utah State	0
IR	Eric Coleman	H	NC State	20
PR	Chansi Stuckey	H	Texas A&M	47
PR	Jacoby Ford	H	Florida Atlantic	92
FR	Sergio Gilliam	H	Florida Atlantic	31
KOR	Jacoby Ford	H	Louisiana Tech	94
IR	Nick Watkins	H	Louisiana Tech	26
FR	Gaines Adams	A	Wake Forest	66
IR	Jock McKissic	H	South Carolina	82
KOR	C.J. Spiller	A	Duke	84
KOR	C.J. Spiller	H	Wake Forest	90
BPR	La'Donte Harris	A	South Carolina	10
KOR	C.J. Spiller	N	Alabama	96
IR	Chris Clemons	H	SC State	32
FR	DeAndre McDaniel	N	Nebraska	28
KOR	C.J. Spiller	H	Middle Tennessee	96
PR	Jacoby Ford	H	Middle Tennessee	61
PR	C.J. Spiller	H	Boston College	77
KOR	C.J. Spiller	A	Maryland	92
KOR	C.J. Spiller	A	Miami (Fla.)	90
IR	DeAndre McDaniel	A	Miami (Fla.)	23
KOR	C.J. Spiller	A	South Carolina	88
KOR	Andre Ellington	H	Maryland	87
IR	Xavier Brewer	H	Maryland	61
IR	Rashard Hall	A	Boston College	52
KOR	Sammy Watkins	A	Maryland	89
IR	Kourtnei Brown	H	North Carolina	20
FR	Kourtnei Brown	H	North Carolina	26
IR	Jonathan Meeks	H	Virginia Tech	74
FR	Corey Crawford	H	Maryland	16
IR	Martin Jenkins	H	SC State	52
IR	Darius Robinson	H	SC State	35
FR	Vic Beasley	H	Boston College	13
FR	Quandon Christian	H	The Citadel	22
IR	Jadar Johnson	H	SC State	60
FR	Vic Beasley	H	NC State	16
PR	Adam Humphries	H	Louisville	72
IR	Ben Boulware	N	Oklahoma	47

OPPONENTS

Year	Type	Player	Site	Opponent	Yards
1951	IR	Harry Jabbusch	A	South Carolina	13
	PR	Chuck Prezioso	A	South Carolina	74
1952	IR	Howard Chapman	A	Florida	0
1953	IR	Joe Counts	H	Presbyterian	34
	PR	Dick Nolan	H	Maryland	90
	PR	Dick Zotti	A	Boston College	70
1957	KOR	Dick Christy	H	NC State	97
1959	IR	Bobby Robinson	H	Wake Forest	69
1960	IR	John Janus	A	Boston College	60
1961	FR	Jim Costen	A	South Carolina	27
1962	IR	Ernie Arizzi	A	Maryland	68
1963	IR	Ernie Arizzi	H	Maryland	83
1964	IR	Barry Wilson	A	Georgia	16
	IR	Ron Nalewak	A	Maryland	20
1965	BPR	Larry Kohn	A	Georgia	38
1966	PR	Mike Battle	A	Southern California	74
1967	PR	Jimmy Carter	A	Auburn	61
1968	IR	Buddy McClinton	H	Auburn	53
	PR	Tyler Hellams	H	South Carolina	73
1970	IR	Bill Brafford	H	North Carolina	31
1971	KOR	Doug Kotar	H	Kentucky	98
	IR	Don Golden	H	Georgia	71
	FR	Glenn Flynn	A	Auburn	17
	BPR	Bill Brafford	A	North Carolina	37
1972	FR	David Vandiver	A	Rice	0
	IR	Clyde Power	A	Oklahoma	57
	IR	Gary Faulkner	A	Georgia Tech	49
1973	FR	Mike Lacika	H	Virginia	0
1974	FR	Joel Porter	H	Georgia Tech	19
1975	IR	Wyatt Washington	H	Tulane	76
1978	KOR	Larry Fallen	H	Virginia Tech	100
	BPR	JMike Carney	A	Maryland	0
1980	PR	Scott Woerner	A	Georgia	67
	IR	Dennis Tabron	H	Duke	87
	BPR	Earnest Butler	A	NC State	5
1982	BPR	Stan Dooley	A	Georgia	2
1983	IR	James Jones	H	North Carolina	17
1984	IR	Mark Franklin	A	NC State	81
1985	PR	Brian Williams	A	Kentucky	57
1986	BPR	Mitch Dove	H	Virginia Tech	0
	IR	Brad Edwards	H	South Carolina	61
1987	KOR	Jon Jeffries	A	Virginia Tech	92
	PR	Nate Lewis	H	Georgia	76
	IR	Brad Edwards	A	South Carolina	40
1988	PR	Deion Sanders	H	Florida State	76
	KOR	Quinton McCracken	H	Duke	96
1989	KOR	Marcus Mickel	A	Virginia Tech	90

CLEMSON'S GREATEST COMEBACKS

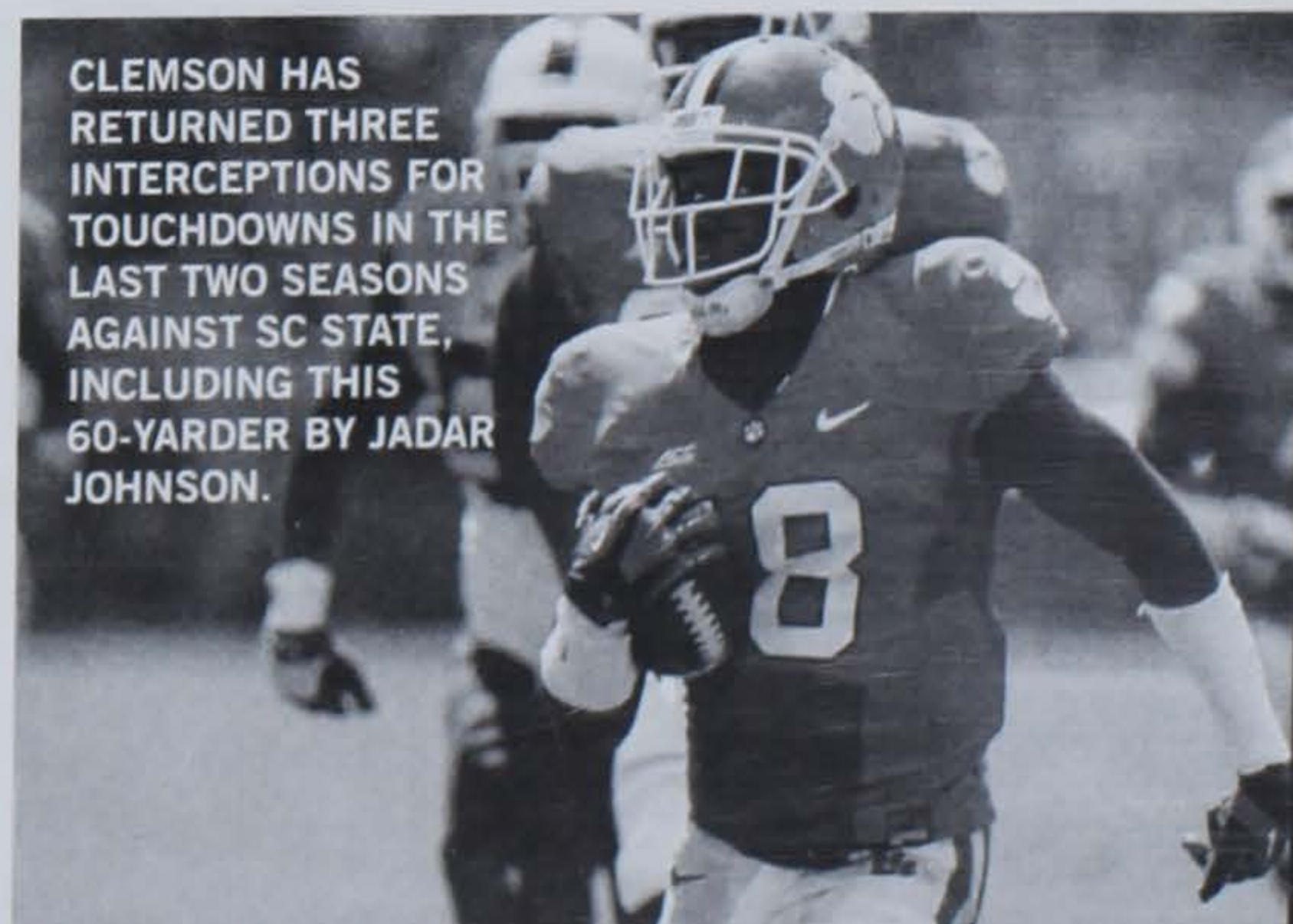
Date	Opponent	Score	Deficit	Final
10-10-1992	Virginia	0-28	28	29-28
10-15-2011	Maryland	17-35	18	56-45
9-24-1966	Virginia	18-35	17	40-35
10-21-2000	North Carolina	0-17	17	38-24
9-26-1953	Boston College	0-14	14	14-14
11-17-1962	Maryland	0-14	14	17-14
10-11-1980	Virginia	10-24	*14	27-24
11-2-2002	Duke	10-24	*14	34-31
11-6-2004	Miami (Fla.)	3-17	14	24-17
10-7-2006	Wake Forest	3-17	*14	27-17
9-17-2011	Auburn	7-21	14	38-24
11-12-2011	Wake Forest	14-28	14	31-28

* - fourth-quarter deficit; Note: Home games in bold.

1990	KOR	Leroy Gallman	H	Duke	78
1991	PR	Brian Treggs	N	California	72
1993	FR	Derrick Brooks	A	Florida State	83
1994	BPR	Ray Farmer	A	Duke	20
	IR	Benji Young	H	South Carolina	27
1996	PR	Dee Feaster	A	Florida State	79
1997	PR	Peter Warrick	H	Florida State	90
	FR	Sam Cowart	H	Florida State	0
	BPR	Tavares Tillman	A	Georgia Tech	30
	FR	Darius Clark	H	Duke	5
1998	IR	Mark Makovec	H	Wake Forest	36
	FR	Jason Perry	H	NC State	36
1999	IR	Ike Charlton	A	Virginia Tech	34
	FR	Corey Moore	A	Virginia Tech	32
2002	KOR	Fred Gibson	A	Georgia	91
	KOR	Leon Washington	A	Florida State	97
	BPR	Terrence Holt	H	NC State	39
	KOR	Jerricho Cotchery	H	NC State	42
	PR	Wes Welker	N	Texas Tech	59
2003	IR	Eric King	A	Wake Forest	85
	FR	Jyles Tucker	A	Wake Forest	12
2004	IR	Leroy Smith	A	Florida State	41
2005	BPR	Geno Hayes	H	Florida State	0
2006	KOR	Jeff Smith	A	Boston College	96
	BPR	Tony Carter	A	Florida State	69
	IR	Willie Young	H	NC State	34
2007	KOR	Darrell Blackman	A	NC State	99
	IR	D.J. Parker	H	Virginia Tech	32
	PR	Eddie Royal	H	Virginia Tech	82
	KOR	Victor Harris	H	Virginia Tech	100
2008	IR	Nate Irving	H	NC State	33
	IR	Dominique Reese	H	Georgia Tech	34
	BPR	Roderick Rollins	A	Boston College	14
	IR	Neefy Moffett	A	Florida State	18
2009	FR	Chris McCoy	H	Middle Tennessee	68
	PR	Jerrard Tarrant	A	Georgia Tech	85
	FR	Marcus Robinson	A	Miami (Fla.)	53
	IR	Jamie Robinson	H	Florida State	52
2010	IR	Antonio Allen	H	South Carolina	37
2011	FR	Bjoern Werner	H	Florida State	25
	IR	Cameron Chism	A	Maryland	46
	KOR	T.J. Thorpe	H	North Carolina	100
	PR	Mike Campanaro	H	Wake Forest	50
	FR	Darwin Cook	N	West Virginia	99
2013	FR	Mario Edwards Jr.	H	Florida State	37
2014	KOR	Todd Gurley	A	Georgia	100
	FR	Dominique Mitchell	H	SC State	35
	IR	Jamal Golden	A	Georgia Tech	85
	IR	Chris Milton	A	Georgia Tech	62

Note: Clemson home games in bold; stats from 1951-13.

CLEMSON HAS RETURNED THREE INTERCEPTIONS FOR TOUCHDOWNS IN THE LAST TWO SEASONS AGAINST SC STATE, INCLUDING THIS 60-YARDER BY JADAR JOHNSON.



SIGNEES BY STATE

1970s										
State	72	73	74	75	76	77	78	79	Tot	
Alabama	1	1			1	2	1		6	
Arizona							1		1	
Arkansas					1				1	
Connecticut					1				1	
Florida	5	4		2	2		4	1	18	
Georgia	1	2	3	7	2	1	6	7	29	
Illinois						1			1	
Maryland	1	2	1		1				5	
Michigan				1					1	
New Jersey	1	5	1		3	2	2	2	16	
New Mexico							1		1	
North Carolina	5	3	9	15	5	3	5	8	53	
Ohio					2	1	2	1	6	
Pennsylvania	2	9	2				2	3	18	
South Carolina	15	9	5	6	3	8	14	7	67	
Tennessee	3				2	5	2		12	
Virginia					4	1	1	1	7	
Totals	34	35	21	31	27	24	41	30	243	
States	9	8	6	5	12	9	12	8	17	

1980s										
State	80	81	82	83	84	85	86	87	88	89
Alabama		2								2
Connecticut					1		1			2
Delaware	1									1
Florida	3	1	3	1	1	2	4	2	2	21
Georgia	8	5	6	5	2	11	6	6	3	55
Hawaii							1			1
Kentucky			1							1
Louisiana									1	2
Maryland	1	1						1		3
Massachusetts										1
Mississippi								1	1	3
New Jersey	1				1	1	1	3	1	9
New York							1			1
North Carolina	11	4	6	1	4	10	1	3	4	45
Ohio	2	2								5
Oklahoma										2
Pennsylvania	1			1	1	2		1	1	9
South Carolina	2	6	6	8	7	4	5	6	8	59
Tennessee	1								1	3
Texas										1
Virginia	2	1	1				1	1	1	7
Totals	31	24	23	16	17	30	21	24	23	237
States	9	10	6	5	7	6	9	9	10	21

1990s										
State	90	91	92	93	94	95	96	97	98	99
Arizona		1								1
Arkansas									1	1
California		1								1
Connecticut								2		2
Delaware				1						1
Florida	2		4	4	3	6	3	4		30
Georgia	2		4	5	3	5	5	8	9	45
Kansas			1				1			2
Louisiana	1	1	1					2		6
Maryland	1	1								2
Massachusetts	1									1
Michigan			1							1
Mississippi			1	3	2	3				9
New Hampshire					1					1
New Jersey	2				2	2		1	2	9
New York			1		1	1				3
North Carolina	2	5	5		3	1	1		4	22
Ohio			1	1						2
Pennsylvania	2				1	1				4
South Carolina	8	7	6	5	7	7	8	11	9	78
Tennessee	1				1	1	1	1		6
Texas	2	1								3
Virginia		1	1	1				1	1	5
Washington, D.C.									1	1
Totals	18	23	25	22	24	27	21	28	27	236
States	7	11	10	9	10	9	7	7	7	24

2000s										
State	00	01	02	03	04	05	06	07	08	09
Alabama					4	2	1	4	1	13
Florida	3	6	4	1	6	4	5	1	9	40
Georgia	3	4	7	5	2	4	2	1	3	32
Illinois							1			1
Kentucky			1							1
Louisiana	1			1						2
Minnesota										1
New Jersey				1						1
New Mexico								1		1
New York					1					1
North Carolina	2		2			1	2	4	2	15
Ohio			1		1					2
South Carolina	6	11	9	5	7	8	6	10	10	78
Tennessee	1					1	1	1		4
Texas	1			1						2
Virginia		1		1	1	1		1		6
Totals	15	24	22	17	22	21	18	23	25	200
States	6	5	5	8	7	7	7	8	5	16

ESPN 150 SIGNEES (2010-15)

Rk	School	Total	9.	Notre Dame	36
1.	Alabama	74	10.	Auburn	35
2.	Southern California	54	11.	Clemson	32
3.	Florida	52	12.	Tennessee	29
	Florida State	52	13.	Miami (Fla.)	28
5.	Texas	48	14.	Oklahoma	26
6.	Louisiana State	45	15.	UCLA	25
7.	Ohio State	41	16.	Michigan	24
8.	Georgia	38	17.	Oregon	22

MOST RECENT SIGNEES BY STATE

State	Most Recent Signee(s)	Year
Alabama	T.J. Green	2013
Arizona	Dustin Rash	1991
Arkansas	Zac Brooks	2012
California	Bobby Forbes	1991
Connecticut	Jason Martinelli, Idris Price	1996
Delaware	Gifford Timothy, Josh Watson	2010
Florida	5 players	2015
Georgia	5 players	2015
Hawaii	Scott Pagano	2013
Illinois	Jamie Cumbie	2006
Kansas	Jason Gamble	1996
Kentucky	Justin Miller	2002
Louisiana	Nick Watkins	2003
Maryland	Justin Falcinelli	2014
Massachusetts	Christian Wilkins	2015
Michigan	Joe Carolan	1975
Minnesota	Bryce McNeal	2009
Mississippi	3 players	1995
New Hampshire	Mark Landry	1994
New Jersey	Brandon Nolen	2003
New Mexico	Brian Linthicum	2007
New York	Ebenezer Ogundeko	2013
North Carolina	4 players	2015
Ohio	Cole Stoudt	2011
Oklahoma	Greg Burk, James Trapp	1989
Pennsylvania	Brandon Streeter	1995
South Carolina	11 players	2015
Tennessee	Jay Guillermo	2012
Texas	Clint LaTray	2003
Virginia	Clelin Ferrell, Chad Smith	2015
Washington, D.C.	Robert Jackson	1991
West Virginia	Don Wiggins	1967

2010s

State	10	11	12	13	14	15	16	17	18	19	Tot
Alabama	3	1		1							5
Arkansas			1								1
Delaware	2										2
Florida		4	1	4	2	5					11
Georgia	7	3		4	6	4					20
Hawaii				1							1
Maryland				1	1						2
Massachusetts						1					1
New York			2	1							3
North Carolina	1	5	4	2	4	4					16
Ohio		1									1
South Carolina	6	13	11	9	9	11					48
Tennessee	1		1								2
Virginia						2					2
Totals	20	27	20	23	22	27					139
States	6	6	6	8	5	6					14

Note: **Bold** denotes most from a state in that season; since 1972 (when freshman eligibility began).

CLEMSON RECRUITING RANKINGS

Year	ESPN.com	Rivals.com	Scout.com
2003	N/A	67	43
2004	N/A	53	40
2005	N/A	17	21
2006	13	15	22
2007	18	16	23
2008	2	12	11
2009	19	*11	*8
2010	19	23	19
2011	8	8	11
2012	10	13	17
2013	13	14	12
2014	12	13	28
2015	9	4	15

* - average star ranking; Note: ESPN.com rankings not available prior to 2006; Clemson broke ground on the WestZone after the 2004 season.

HIGH SCHOOL ALL-AMERICANS

PARADE

Year	Player, Pos.	Hometown
1979	Damon McCurdy, LB	Atlanta, Ga.
1980	Ricky Gray, TE	Mount Rainer, Md.
1981	William Perry, MG	Aiken, S.C.
1983	Bo Holloman, DB	Myrtle Beach, S.C.
1984	Raymond Chavous, DL	Aiken, S.C.
	Richard McCullough, DL	Loris, S.C.
	Rodney Williams, QB	Columbia, S.C.
1986	Vince Robinson, QB	Jacksonville, Fla.
1987	Kelvin Hankins, OT	Camden, N.J.
	John Johnson, LB	LaGrange, Ga.
1988	Michael Carr, QB	Amite, La.
	Chris Gardocki, PK/P	Stone Mountain, Ga.
	Howard Hall, FB	Gastonia, N.C.
	Chester McGlockton, DL	Whiteville, N.C.
	Tyron Mouzon, DB	Clearwater, Fla.
1989	Rudy Harris, RB	Brockton, Mass.
	Pierre Wilson, DL	Jackson, Miss.
1997	Robert Carswell, DB	Stone Mountain, Ga.
2001	Roscoe Crosby, WR	Union, S.C.
2006	Jamie Cumbie, DL	Morris, Ill.
	Richard Jackson, PK	Greer, S.C.
	C.J. Spiller, RB	Lake Butler, Fla.
2007	Willy Korn, QB	Lyman, S.C.
2008	Da'Quan Bowers, DE	Bamberg, S.C.
2009	Malliciah Goodman, DE	Florence, S.C.
2011	Stephone Anthony, LB	Polkton, N.C.
	Mike Bellamy, RB	Nocatee, Fla.
	Lateek Townsend, LB	Bennettsville, S.C.
2014	Deshaun Watson, QB	Gainesville, Ga.
2015	Albert Huggins, DL	Orangeburg, S.C.
	Mitch Hyatt, OL	Sugar Hill, Ga.

Note: Since 1979.

USA TODAY

Year	Player, Pos.	Hometown
1987	Kelvin Hankins, OT	Camden, N.J.
	John Johnson, LB	LaGrange, Ga.
	Andrew Walker, LB*	Norwalk, Conn.
1988	Chris Gardocki, PK	Stone Mountain, Ga.
	Chester McGlockton, DL*	Whiteville, N.C.
	Tyron Mouzon, DB*	Clearwater, Fla.
1989	Rudy Harris, RB	Brockton, Mass.
	Eric Geter, DB*	Newnan, Ga.
	Robert O'Neal, DB*	Clarkston, Ga.
2001	Roscoe Crosby, WR	Union, S.C.
2002	Jeff Francouer, DB*	Liburn, Ga.
2006	Ricky Sapp, DL	Bamberg, S.C.
	C.J. Spiller, RB	Lake Butler, Fla.
	Jamie Cumbie, DL*	Morris, Ill.
2007	Marcus Gilchrist, CB*	High Point, N.C.
2008	Da'Quan Bowers, DE*	Bamberg, S.C.
2011	Stephone Anthony, LB	Polkton, N.C.
	Tony Steward, LB	Hastings, Fla.
	Mike Bellamy, RB*	Nocatee, Fla.
	Charone Peake, WR*	Moore, S.C.
2012	Bradley Pinion, P*	Concord, N.C.
2014	Deshaun Watson, QB*	Gainesville, Ga.

CLEMSON HALL OF FAME MEMBERS

Student-Athlete	Sport(s)	Years(s)	Inducted
Henry Abadi	MSOC	1972-73	2010
Gaines Adams	FB	2003-06	2012
Keith Adams	FB	1998-00	2011
Jimmy Addison	FB	1965-67	1994
Rusty Adkins	BASE	1965-67	1977
Ben Anderson	FB	1970-72	1997
Obed Ariri	FB, MSOC	1976-80	1998
Rick Aronberg	MSW	1986-90	2001
Boo Armstrong	FB	1918-20	1978
Deliah Arrington	WSOC	1999-02	2012
Jill Bakehorn	WSW	1986-89	2001
Stumpy Banks	FB	1915-19	1975
Brian Barnes	BASE	1986-89	2004
Gary Barnes	FB	1959-61	2002
Jessica Barr	WBB	1992-94	2000
Tom Barton	FB	1949-52	1987
George Bennett	IPTAY	1971-79, 93-04	1989
Kris Benson	BASE	1994-96	2005
Joe Net Berry	FB	1934-36	1981
Joe Blalock^	MBB, FB	1939-41	1973
Rob Bodine	FB	1989-91	2009
Jeff Bostic	FB	1977-79	1997
Joe Bostic	FB	1975-78	1996
Bob Bradley	ACD	1955-89	1985
Jim Brennan	MBB	1961-64	1983
Neil Brophy	MSW	1979-83	2011
Bubba Brown	FB	1976-79	1999
Lester Brown	FB	1976-79	2007
Thomas Brown	FB, MBB	1933-37	1987
Clyde Brown	MSOC	1972-75	1984
Shandy Bryan	WBB	1989-93	2006
Jeff Bryant	FB	1978-81	1996
Shad Bryant	FB	1937-39	1979
Dude Buchanan	MBB, BASE	1938-41	1991
Brentson Buckner	FB	1990-93	2013
Greg Buckner	MBB	1994-98	2005
Sheri Bueter	WSOC	1994-98	2009
Michelle Burgher	WTK	1999-01	2013
Sara Burkett	WSOC	1995-98	2004
Bob Burns	MTN	1958-62	1988
Charlie Bussey	FB	1954-56	1988
Jerry Butler	FB	1975-78	1986
Jonathan Byrd	MGO	1994-98	2006
Jackie Calvert	FB, MTK	1948-51	1977
Elden Campbell	MBB	1986-90	2000
Jack Chandler	MTK, MBB	1920-25	1984
Chip Clark	MBB, MGO, MTK	1942-46	1998
Dwight Clark	FB	1975-78	1988
Doug Cline	FB	1957-59	1991
Ty Cline	BASE	1959-60	1978
Coy Cobb	MSW	1981-85	2004
Wayne Coffman	WTK*	1985-97	2006
Julie Coin	WTN	2002-05	2012
Roger Collins	MSOC, MTK	1968-70	1978
Fred Cone^	FB	1948-50	1973
David Cooper	MTN	1967-69	1983
Sarah Cooper	ROW	2004-07	2012
Bobby Conrad	MBB	1976-80	1993
Walter Cox	FB, FB*, BASE*	1935-51	1984
Shawn Crawford	MTK	1997-00	2010
Mary Ann Cubelic	WBB	1979-83	2002
Bennie Cunningham	FB	1973-75	1984
Woodrow Dantzler	FB	1998-01	2007
Dale Davis	MBB	1987-91	1996
Jeff Davis	FB	1978-81	1989
Jim Davis	WBB	1987-04	2008
Brian Dawkins	FB	1992-95	2009
Jean Desdunes	MTN	1980-83	2009
Mark Dickson	MTN	1979-82	1999
Bill Dillard	FB	1932-34	1991
Lisa Dillard	WTK	1988-91	2001
Lucy Doolittle	ROW	1998-02	2008
Russell Dorn	BOX	1937-38	1979
Ingelise Driehuis	WTN	1986-87	2011
Cindy Duarte	WTK	1980-84	2010
John Dunkelberg	MTK	1958-60	1976
Dr. R.C. Edwards	FB^	1933	1984
Eric Eichmann	MSOC	1983-86	2003
Cliff Ellis	MBB*	1984-94	2013
Janet Ellison	WSW	1977-80	1999
John Engler	MTN	1997-01	2009
Mike Eppley	FB, MBB	1980-84	1990
Gigi Fernandez	WTN	1983	2005
R.H. Fike	IPTAY	1934-35	1978
Terrence Flagler	FB	1982-86	2013
Angel Fleetwood	WTK	1989-92	2008
Chrissy Floyd	WBB	1999-03	2013
Mac Folger	FB, MTK	1934-36	1975

Danny Ford	FB*	1979-89	1999
Jane Forman	WTN	1980-84	2003
Donna Forrester	WBB	1976-78	1996
Bill Foster	MBB*	1975-84	2001
Eddis Freeman	FB, MBB, MGO	1943-46	1998
George Fritts	FB, MTK	1939-42	1977
Steve Fuller	FB	1975-78	1985
Bobby Gage	FB	1945-48	1976
Mike Gandolfo	MTN	1977-80	2014
Chris Gardocki	FB	1988-90	2001
Dreher Gaskin	FB	1950-53	1994
Amy Geren	WBB	1995-99	2007
Rusty Gerhardt	BASE	1969-72	1982
Mutt Gee	FB	1914-17	1975
Frank Gillespie	BASE, MBB, FB	1943-46-49	1977
Lucas Glover	MGO	1997-01	2007
Buddy Gore	FB	1965-67	1986
Kim Graham	WTK	1989-93	1998
Horace Grant	MBB	1983-87	1999
John Grijan	FB	1955-57	1983
Michael Green	MTK	1990-93	2001
Khalil Greene	BASE	1999-02	2007
Ruth Grodsky	WSW	1985-88	2008
Billy Hair	FB	1950-52	1983
Dr. Jud Hair	Physician	1957-85	2000
Vincent Hamilton	MBB	1980-85	2003
R.G. Hamilton	FB	1896	1981
Dr. Byron Harder	Physician	1972-05	2005
Jim Haughey	MTK	1979-83	2003
Pam Hayden	WSW	1984-88	1995
Bert Heffernan	BASE	1985-88	2002
John Heisman	FB	1900-03	1981
Dick Hendley	BASE, FB	1946-48-51	1984
Sam Henson	WRE	1992-94	2000
Terence Herrington	MTK	1985-89	2006
Susan Hill	WTN	1977-80	1986
Doug Hoffman	BASE, MBB	1956-59	1980
P.B. Holtzendorff III	MSW, MTN	1938-41	1976
Fred Hoover	TRAIN	1958-98	1982
Frank Howard^	FB*, AD	1931-74	1973
Bob Hudson	FB, MTK	1947-51	1980
Bill Hudson	FB, MTK	1954-56	1984
Dr. I.M. Ibrahim	MSOC*	1967-94	2000
Ute Jamroz	WTK	1985-88	2000
Karen Ann Jenkins	WBB	1985-89	2012
Ralph Jenkins	FB	1943-46	1995
Frank Jervey	Benefactor	1914-83	1975
Kevin Johnson	MGO	1985-89	2002
Bob Jones	MBB, FB	1927-30	1974
Homer Jordan	FB	1979-82	1993
Whitey Jordan	BASE, FB	1955-58	2003
	FB*	1959-72, 93	
	MGO*	1963-68	
Barbara Kennedy	WBB	1978-82	1989
Steve Kenney	FB	1975-78	2006
Jimmy Key	BASE	1980-82	1999
Robin Kibben	WVB	1991-94	2013
Terry Kinard	FB	1979-82	1992
Don King	FB	1952-55	1992
Doug Kingsmore	BASE	1951-54	1985
Levon Kirkland	FB	1988-91	2001
Janet Knight	WBB	1982-86	1999
Fred Knoebel	FB, BASE	1950-52	1996
Hans Koeleman	MTK	1980-83	1995
Wojtek Krakowiak	MSOC	1997-98	2012
Tina Krebs	WTK	1982-86	1993
Mitzi Kremer	WSW	1986-89	1994
Chuck Kriese	MTN*	1975-08	2009
Joe Landrum	BASE	1946-47	1974
Matthew LeCroy	BASE	1995-97	2013
Bull Lightsey	FB	1922-24, 25	1976
Noel Loban	WRE	1977-80	1991
Stacy Long	FB	1986-88-90	2004
William Lynn	MTK	1931-34	1986
Randy Mahaffey	MBB	1964-67	1975
Wayne Mass	FB	1965-67	1993
Grayson Marshall	MBB	1984-88	2009
Bill Mathis	FB	1957-59	1979
Ray Mathews	BASE, FB	1947-50	1978
Richard Matuszewski	MTN	1983-86	2001
John Maxwell	FB	1902-03	1974
Bill McLellan	FB, AD	1952-53, 66-85	1993
Banks McFadden^	MTK, FB, MBB	1937-40	1973
Herman McGee	TRAIN	1934-80	1976
Carl McHugh	MSW*	1947-76	1983
Terrell McIntyre	MBB	1995-99	2007
Goat McMillan	FB	1928-29	1985
	FB*	1937-64	
Billy McMillon	BASE	1991-93	2012

Dr. Lee Milford	Physician	1930-54	1981
Bobbie Mims	WBB	1976-80	2001
Shane Monahan	BASE	1993-95	2011
Gene Moore	FB, BASE	1946-49	1993
Parker Moore	MGO	1973-76	1992
Cydonie Mothersill	WTK	2000-01	2013
Jamine Moton	WTK	1998-02	2011
Denise Murphy	WVB	1983-86	1999
Pender Murphy	MTN	1978-81	2010
Bruce Murray	MSOC	1984-87	1992
Larry Nance	MBB	1977-81	1995
Jess Neely	FB*, AD	1931-39	1979
Carter Newman	MTK, MBB	1924-27	1983
Rock Norman	MTK*	1940-57	1974
	FB*, MBB*	1941-46	
Nnamdi Nwokocha	MSOC	1979-81	2014
Billy O'Dell^	BASE	1952-54	1973
Ross O'Dell	MTK	1925-28	2011
Julius Ogaro	MTK	1979-81	2013
Harold Olson	FB	1957-59	2010
Harry Olszewski	FB	1965-67	1980
Suzie Owens	BASE, FB	1919-21	1980
Choppy Patterson	MBB	1959-63	1981
Chris Patton	MGO	1986-90	2000
Bob Paulling	BASE, FB	1979-83	1994
Michael Dean Perry	FB	1984-87	2000
William Perry	FB	1981-84	2002
Jim Phillips	Broadcaster	1967-03	1992
John Phillips	FB	1984-87	1999
Bob Pollock	MTK*	1988-08	2010
Dr. Robert Poole	PRES	1940-58	2006
O.K. Pressley	FB	1926-28	1978
Phil Prince	FB	1944-48	1995
Dillard Pruitt	MGG	1981-84	1998
Carl Pulkinen	BOX, MTK	1946-49	1987
Dewey Quinn	FB, MBB, BASE	1943-46	1994
Dwight Rainey	ADMIN	1975-07	2014
Flint Rhem	BASE	1920-23	1979
Jim Riggs	FB	1983-86	2014
Dr. Walter Merritt Riggs	ADMIN	1896-00	1994
Red Ritchie	ADMIN	1955-71	1980
Rick Robbins	Academics	1967-80	1982
Bobby Robinson	MGO*, AD	1974-02	2002
Kerry Robinson	WTK	1980-84	2007
Phil Rogers	FB	1965-67	1989
Tree Rollins	MBB	1973-77	1987
Clarence Rose	MGO	1978-80	2004
Duane Ross	MTK	1992-95	2014
Wallace Roy	MBB, FB, MTK	1923-26	1977
Paulette Russell	WSW	1990-93	2010
Smiley Sanders	BASE, FB	1971-74	2003
William Schilleletter	FB	1911-14	1973
Edward Scott	MBB	1999-03	2014

Randy Scott	FB	1975-78	2004
Stacy Seegars	FB	1990-93	2012
Bob Sharpe	FB	1938-40	1982
Anthony Simmons	FB	1995-97	2008
Neil Simons	BASE	1977-80	1997
Hoke Sloan	MTN**	1930-59	1977
Bob Smith	BASE*, FB*	1950-69	1988
Glenn Smith	FB	1949-51	1982
John Snee	MBB	1948-52	1976
Bill Spiers	BASE, FB	1985-87	1998
Nicole Stafford	WTN	1984-88	2004
Jodi Steffes	WVB	1998-01	2009
Cindy Stern	WVB	1996-99	2005
Harold Stowe	BASE	1957-59	1979
Jim Stuckey	FB	1976-79	1995
Jim Sutherland	MBB	1964-67	1991
Charlie Timmons	FB	1938-42	1985
Strom Thurmond	MTK	1921-23	1983
D.J. Trahan	MGO	1999-03	2010
James Trapp	FB, MTK	1989-93	2000
David Treadwell	FB	1984-87	1997
Annie Tribble	WBB*	1976-87	1994
Perry Tuttle	FB	1978-81	1991
Ito Umoh	WBB	1995-99	2008
Willie Underwood	FB	1977-80	2008
Kenneth Vickery	FAC	1971-82	2005
Don Wade	FB	1949-51	1992
Charles Warren	MGO	1994-98	2005
Charlie Waters	FB	1967-69	1981
Nelson Welch	FB	1991-94	2007
Joel Wells	FB	1954-56	1974
Shekera Weston	WTK	1997-01	2014
Craig White	BASE	1969-73	1988
Harvey White	FB	1957-59	1981
Bill Wilhelm	BASE*	1958-93	2012
Ray Williams	BASE, FB	1983-87	2013
Rodney Williams	FB	1985-88	2000
Gene Willimon	IPTAY, FB	1933-77	1986
Don Willis	FB	1935-38	1988
Billy Wingo	BASE, FB	1973-77	2008
Warren Wilson	BASE, BOX, FB, MTK	1938-41	2012
Charles Woods Jr.	FB	1936-38	1975
Donnell Woolford	FB	1985-88	2005
Sharone Wright	MBB	1991-94	2011
Wyndie Wyndham	FB	1948-50	1980
Jimmy Wynn	MTK	1962-64	1982
Bill Yarborough	MBB	1952-57	1974
Vince Yockel	MBB	1955-58	1982
Kyle Young	FB	1997-01	2006
Butch Zatezalo	MBB	1966-70	1988

* - coach, ^ - charter member; M - manager; bold denotes 2014 inductee.



FORMER TIGHT END
STANDOUT JIM RIGGS (1983-
86) WAS INDUCTED INTO THE
HALL OF FAME IN 2014.

CLEMSON RING OF HONOR MEMBERS

The Ring of Honor is the highest honor a Clemson student-athlete can receive. A recipient must first be a member of the Clemson Hall of Fame, earn at least an undergraduate degree and make a significant contribution to the heritage of Tiger athletics. Honorees will have their jersey retired.

RING OF HONOR MEMBERS

The **1981 Football Team** was inducted into the Clemson Ring of Honor during the fall of 2006 in conjunction with the team's 25-year anniversary celebration of winning the national title. Every player, coach, manager and administrator associated with that team is considered in the Ring of Honor within the team concept. The Tigers had a perfect 12-0 record that season, as they defeated Nebraska by a score of 22-15 in the 1982 Orange Bowl to claim the National Championship. For more information on Clemson's 1981 squad, see pages 64,65.

The **1984 Men's Soccer Team** won the NCAA Championship in grand style, as it became the first team in NCAA soccer history to defeat the No. 1, No. 2, No. 3 and No. 4-seeded teams in the tournament on the way to the title. Clemson defeated two-time defending champion Indiana 2-1 in the National Championship match in the Kingdome in Seattle, Wash. John Lee scored the winning goal for Dr. I.M. Ibrahim's team with 1:42 left. The team was inducted into the Clemson Ring of Honor in 2009.

The **1987 Men's Soccer Team** won the NCAA Championship with a victory over San Diego State at Historic Riggs Field, the only national championship claimed on the Clemson campus. The Tigers were led by Hermann Trophy winner Bruce Murray. The victory over the Aztecs culminated a magic run for the Tigers, who were seeded No. 23 in the 24-team tournament. A crowd of 8,332

fans celebrated the victory at the home of Clemson soccer, the largest home crowd in Tiger history.

The **2003 Men's Golf Team** won the NCAA Championship in dominating fashion. Larry Penley's Tigers won the ACC Championship, the East Regional Championship and the National Championship, the first program in NCAA golf history to win all three in the same year. Clemson won the championship by two shots on Oklahoma State's home course.



Rusty Adkins was the first baseball player named to the Clemson Ring of Honor in 1997. He is the only three-time All-American in Tiger baseball history (1965,66,67). A three-time First-Team All-ACC player, he hit .444 in 1965, an average that remained a Tiger record for 37 years. Adkins had a 41-game hitting streak that remains in the top 10 in NCAA history. He was named to the ACC's 50-Year Anniversary team in 2002.



Bob Bradley was the first administrator named to the Ring of Honor in 2005. He served Clemson for 45 years in the sports information office as director and emeritus director. He received the Arch Ward Award as the College Sports Information Directors of America Man-of-the-Year in 1976. He was inducted into the organization's Hall of Fame in 1975, the Clemson Athletic Hall of Fame in 1985, the Gator Bowl Hall of Fame in 2000 and the state of South Carolina Hall of Fame in 2001. The press box at Memorial Stadium was named in his honor during the 1988 season as well.




Jerry Butler joined teammate Steve Fuller in the Clemson Ring of Honor in 1999. The two-time All-ACC player was a First-Team AP All-American in 1978 when he joined Fuller in leading Clemson to a No. 6 national ranking and 11-1 record. He had at least one reception in 36 consecutive games, a record that still stands today. In 1979, Butler was the No. 5 overall draft pick of the NFL by the Buffalo Bills, where he played at a Pro Bowl level for seven seasons.



Jonathan Byrd was an All-American on the course and in the classroom for the Tiger golf team between 1997-00. He became the first four-time, First-Team All-ACC golfer in Clemson history. He was also an honorable mention All-American in 1998, a first-team selection in 1999 and a third-team pick in 2000. Byrd was also a two-time Academic All-American (1999,00) and is one of only two student-athletes in Clemson history to twice be named an Academic All-American and an on-the-field-of-competition All-American in school history.



Fred Cone, who was inducted into the Ring of Honor in 1997, was the first player in Clemson history to rush for at least 2,000 yards in a career. Cone played for the Tigers from 1948-50. He is fifth on the Clemson career list for rushing touchdowns with 30. Cone was a starter on two undefeated Clemson teams (1948,50), one of only two players in school history to accomplish that feat.




Dale Davis was the first men's basketball player inducted into the Ring of Honor in 1999. He was a three-time All-ACC pick from 1987-91 and a first-team pick in 1990 in leading Clemson to its first ACC regular-season championship. He is still among the ACC's top 10 in career field-goal percentage. The first-round draft pick of the Indiana Pacers played 16 seasons in the NBA. He totaled 8,706 points and 8,605 rebounds in 1,094 games in his career.



Jeff Davis, captain of the 1981 National Championship team, joined the Ring of Honor in 1995. He was a first-team All-American in 1981 when he led the team in tackles (175). Davis was also named MVP of the ACC and defensive MVP of the Orange Bowl victory (22-15) over Nebraska, the game that clinched the National Championship for the Tigers. He was also inducted into the College Football Hall of Fame in December 2007.



Danny Ford coached Clemson to the 1981 National Championship at the age of 33, still the youngest coach to win the national title. Ford won five ACC titles and six bowl games in his 11 years as the head coach of the Tigers. He had a 21-7-1 record against coaches in the College Football Hall of Fame, including wins over Joe Paterno, Barry Switzer, Woody Hayes, Vince Dooley and Tom Osborne. He fin-



JEFF DAVIS, KNOWN AS "THE JUDGE," JOINED THE RING OF HONOR IN 1995 AFTER A STANDOUT CAREER AT LINEBACKER.

CLEMSON RING OF HONOR MEMBERS

ished his Clemson career with a record of 96-29-4 and his 76.0 winning percentage is still third-best in ACC history. Ford was inducted into the Clemson Ring of Honor at the season-opening Georgia game of 2013.



Steve Fuller was a charter member of the Ring of Honor in 1994. He is one of three football players in Clemson history to be chosen an All-American on the field and in the classroom in the same year. Fuller was a two-time, first-team academic All-American and a Third-Team AP All-American in 1978. He is still the only Tiger to be named ACC Player-of-the-Year twice and was an NCAA Top Five Award winner in 1979, the only Tiger athlete to win the award.



Susan Hill is the only four-time ACC MVP in a women's sport in Clemson history and one of just two in all sports in school history. She is still the only four-time ACC MVP in women's tennis history and is one of two players to win the No. 1 singles league title four years in a row. She was the first women's athlete to be inducted into the Clemson Hall of Fame. She was a three-time first-team All-American and had a 126-20 career record. That 86.3 winning percentage is still the best in Clemson history.



Frank Howard was a charter member of the Ring of Honor in 1994. As head coach from 1940-69, he led Clemson to eight league championships, six bowl games and six top-25 seasons. Howard, who totaled 165 victories, was inducted into the College Football Hall of Fame in 1989 and is still the second-winningest coach in ACC history.



Barbara Kennedy became Clemson's first female athlete inducted into the Ring of Honor in 1999. She holds the school's along with the ACC's career mark for points (3,113) and rebounds (1,252). She was named a two-time All-American in 1981 and 1982, and three-time First-Team All-ACC player in 1980, 1981 and 1982. Kennedy remains the only two-time All-American and three-time First-Team All-ACC selection in Clemson history as well.



DANNY FORD, COACH OF THE TIGERS' 1981 NATIONAL CHAMPIONSHIP TEAM, WAS INDUCTED INTO THE RING OF HONOR PRIOR TO THE GEORGIA GAME IN 2013.



Terry Kinard, who played for the Tigers from 1979-82, was inducted into the Ring of Honor in 2001, the same year he was inducted into the College Football Hall of Fame. The safety from Sumter, S.C. was named national defensive player-of-the-year by CBS Sports during his senior season in 1982. Kinard was named to the All-Decade of the 1980's College Football team by USA Today and to the All-Century team of College Football by Sports Illustrated in 2000.




Tina Krebs was the first track athlete named to the Ring of Honor in 2003. A cross country, distance and middle distance runner from 1982-86, her versatility helped shape Clemson women's track & field. She was an eight-time All-American in cross country, indoor track and outdoor track and was a three-time NCAA Champion, still the only athlete in any sport in Clemson history to win three national titles.



Banks McFadden was one of three charter members of the Clemson Ring of Honor in 1994. He was named the nation's most versatile athlete in 1939 when he was an All-American in football and basketball in the same calendar year, the only Tiger to accomplish that feat. He led the Tigers to their first bowl bid, a 6-3 victory over Boston College in the 1940 Cotton Bowl, and to the Southern Conference basketball title. He was the No. 4 overall pick of the 1940 NFL draft, tied for the highest in school history.



Charles Warren won the 1997 NCAA Championship, the first in Clemson golf history. He defeated Brad Elder (Texas) in a one-hole playoff to win. The next year, he earned the Dave Williams Award as the top senior. The three-time All-American who led Clemson to a No. 3 national finish in 1997 and No. 2 in 1998. He retired from the PGA Tour in 2013.



FRANK HOWARD WAS A CHARTER MEMBER OF CLEMSON'S RING OF HONOR IN 1994 AFTER COMPILING 165 VICTORIES OVER HIS CAREER.

WEEKLY POLLS

PRESEASON POLLS

Year	Preseason		Final	
1958	18	NP	12	13
1959	18	NP	11	11
1960	9	NP	---	---
1978	18	NP	6	6
1982	11	9	8	PB
1984	4	8	---	---
1987	9	NP	12	10
1988	4	4	9	8
1989	12	NP	12	11
1990	10	NP	9	9
1991	9	NP	18	17
1992	13	NP	---	---
1993	23	NP	23	22
1994	25	24	---	---
1996	25	23	---	---
1997	20	21	---	---
2000	17	19	16	14
2001	19	18	---	---
2006	18	18	---	---
2008	9	9	---	---
2012	14	14	11	9
2013	8	8	8	7
2014	16	16	15	15

NP - no poll; PB - probation; Note: First poll listed is AP; second poll listed is coaches.

10-23	3-0-1	16	---
10-30	4-0-1	14	18
11-6	5-0-1	13	---
11-13	6-0-1	11	13
11-20	7-0-1	11	12
11-27	8-0-1	10	10

1951

Date	W-L	AP	USA
10-1	2-0	18	---
10-8	3-0	16	24
12-3	7-2	19	---

1955

Date	W-L	AP	USA
10-3	3-0	16	---

1956

Date	W-L	AP	USA
10-15	3-0-1	15	18
10-22	3-0-1	20	20
10-29	4-0-1	13	17
11-5	5-0-1	11	15
11-12	5-0-2	13	---
12-3	7-1-2	19	---

1957

Date	W-L	AP	USA
11-11	5-2	14	14
11-18	5-3	---	19
11-25	6-3	---	19
12-2	7-3	---	18

1958


Date	W-L	AP	USA
Pre	0-0	18	---
9-22	1-0	---	16
9-29	2-0	10	13
10-6	3-0	8	11
10-13	4-0	10	12
10-20	4-0	10	11
10-27	4-1	19	---
11-3	5-1	17	18
11-17	6-2	16	17
11-24	7-2	12	12
12-1	8-2	12	13

1960

Date	W-L	AP	USA
Pre	0-0	9	NP
9-19	0-0	9	NP
9-26	1-0	7	NP
10-3	2-0	8	11
10-10	3-0	8	11
10-17	3-1	---	17

1959

Date	W-L	AP	USA
Pre	0-0	18	---
9-21	1-0	5	9



STEVE FULLER
QUARTERBACKED THE 1978
TEAM TO A NO. 6 FINAL
RANKING IN BOTH POLLS.

1939

Date	W-L	AP	USA
11-13	6-1	16	NP
11-20	7-1	15	NP
11-27	8-1	14	NP
12-4	8-1	15	NP
12-11	8-1	12	NP

1940

Date	W-L	AP	USA
10-14	4-0	12	NP
10-21	4-0	13	NP
10-28	5-0	10	NP

1941

Date	W-L	AP	USA
10-13	4-0	13	NP
10-20	4-0	14	NP
11-17	6-1	18	NP
11-24	7-1	16	NP

1945

Date	W-L	AP	USA
11-26	6-2-1	18	NP

1948

Date	W-L	AP	USA
10-11	2-0	15	NP
10-18	3-0	14	NP
10-25	4-0	13	NP
11-1	5-0	12	NP
11-8	6-0	10	NP
11-15	7-0	9	NP
11-22	8-0	9	NP
11-29	9-0	11	NP

1950

Date	W-L	AP	USA
10-2	2-0	18	---
10-9	3-0	13	16
10-16	3-0	12	14

9-28	2-0	6	7
10-12	3-1	15	13
10-19	3-1	17	15
10-26	4-1	12	12
11-2	5-1	10	11
11-9	6-1	11	11
11-16	6-2	19	---
11-23	7-2	14	14
11-30	8-2	10	10
12-7	8-2	11	11

1960

Date	W-L	AP	USA
Pre	0-0	9	NP
9-19	0-0	9	NP
9-26	1-0	7	NP
10-3	2-0	8	11
10-10	3-0	8	11
10-17	3-1	---	17

1977

Date	W-L	AP	USA
10-17	5-1	20	19
10-24	6-1	16	16
10-31	7-1	13	13
11-7	7-1-1	15	16
11-14	7-2-1	15	15
11-21	8-2-1	13	14
11-28	8-2-1	11	10
1-3	8-3-1	19	---

1978

Date	W-L	AP	USA
Pre	0-0	18	---
9-18	1-0	---	18
10-23	5-1	20	20
10-30	6-1	16	16
11-6	7-1	15	15
11-13	8-1	12	12
11-20	9-1	10	10

11-27	10-1	7	7
12-4	10-1	7	8
1-3	11-1	6	6

1979

Date	W-L	AP	USA
11-5	6-2	18	17
11-12	7-2	14	14
11-19	8-2	13	13
11-26	8-3	18	17
12-3	8-3	18	17

1981

Date	W-L	AP	USA
9-21	3-0	19	18
9-28	3-0	14	14
10-5	4-0	9	10
10-12	5-0	6	7
10-19	6-0	4	5
10-26	7-0	3	4
11-2	8-0	2	3
11-9	9-0	2	2
11-16	10-0	2	2
11-23	11-0	2	2
11-30	11-0	1	1
1-3	12-0	1	1

1982

Date	W-L	AP	USA
Pre	0-0	11	9
9-6	0-1	16	NP
9-13	0-1	16	13
9-27	1-1-1	---	19
10-4	2-1-1	---	20
10-11	3-1-1	20	17
10-18	4-1-1	18	17
10-25	5-1-1	15	13
11-1	5-1-1	13	14
11-8	6-1-1	11	10
11-15	7-1-1	10	12
11-22	8-1-1	10	10
11-29	9-1-1	8	PB
12-6	9-1-1	7	PB
1-3	9-1-1	8	PB

1983

Date	W-L	AP	USA
11-7	7-1-1	17	PB
11-14	8-1-1	13	PB
11-21	9-1-1	12	PB
11-28	9-1-1	11	PB
12-3	9-1-1	12	PB
1-3	9-1-1	11	PB

1984

Date	W-L	AP	USA
Pre	0-0	4	8
9-3	1-0	3	5
9-10	2-0	2	4

9-17	2-0	2	PB
9-24	2-1-1	13	PB
11-12	7-2	20	PB

1986

Date	W-L	AP	USA
10-6	3-1	20	---
10-13	4-1	17	17
10-20	5-1	16	16
11-3	6-2	20	---
11-10	7-2	15	17
11-17	7-2-1	19	18
11-24	7-2-2	---	18
12-3	7-2-2	---	18
1-3	8-2-2	17	19

1987

Date	W-L	AP	USA
Pre	0-0	9	NP
9-7	1-0	10	10
9-14	2-0	8	8
9-21	3-0	9	9
9-28	4-0	8	7
10-5	4-0	8	7
10-12	5-0	7	6
10-19	6-0	7	7
10-26	6-1	14	12
11-2	7-1	10	10
11-9	8-1	9	9
11-16	9-1	8	8
11-23	9-2	13	13
11-30	9-2	13	13
12-7	9-2	14	12
1-3	10-2	12	10

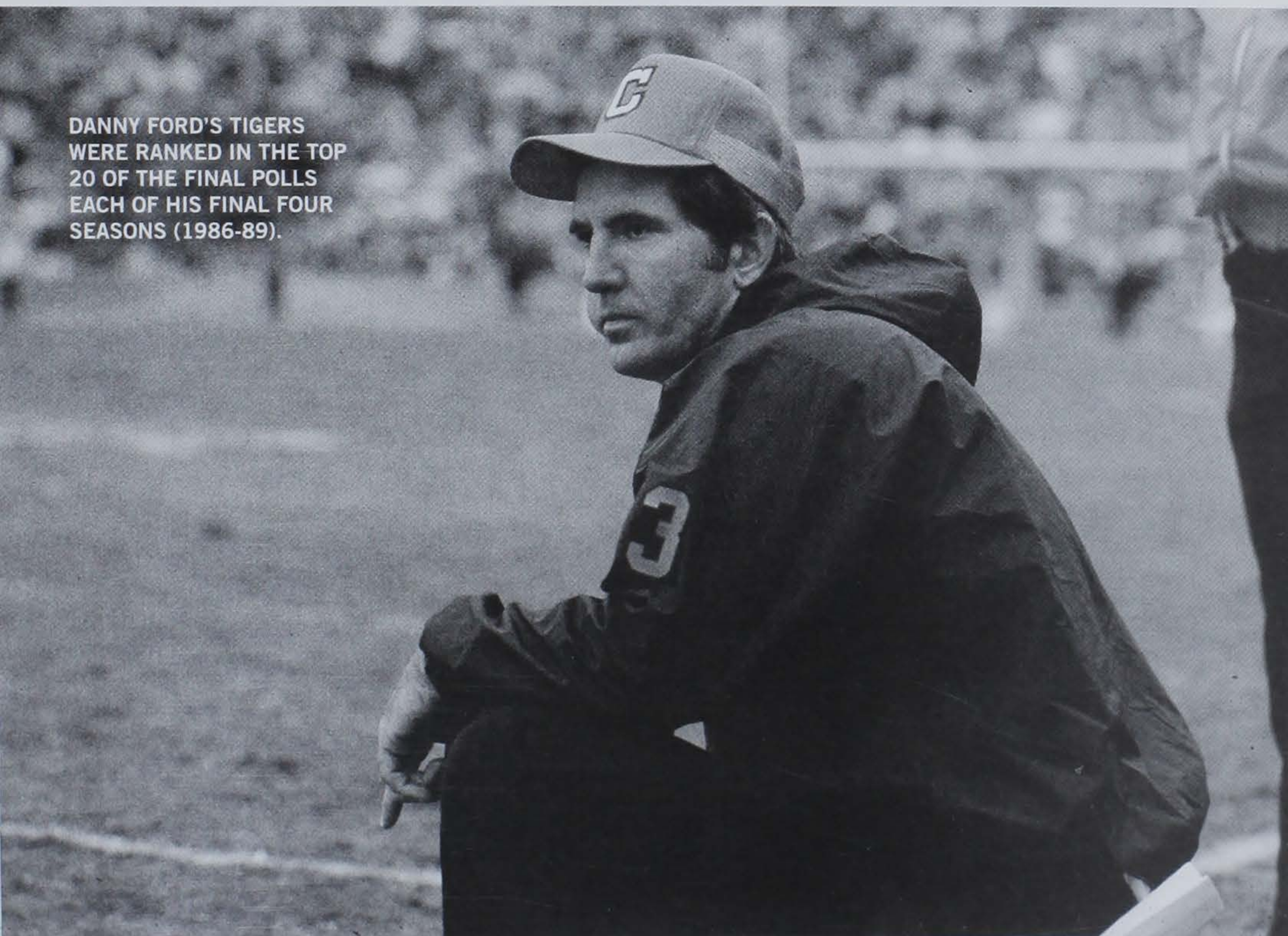
1988

Date	W-L	AP	USA
Pre	0-0	4	4
9-5	1-0	3	3
9-12	2-0	3	4
9-19	2-1	12	12
9-26	3-1	11	11
10-3	3-1	11	12
10-10	4-1	11	11
10-17	5-1	9	10
10-24	5-2	15	18
10-31	6-2	17	20
11-7	7-2	16	16
11-14	8-2	15	15
11-21	9-2	13	13
11-28	9-2	13	13
12-5	9-2	13	13
1-3	10-2	9	8

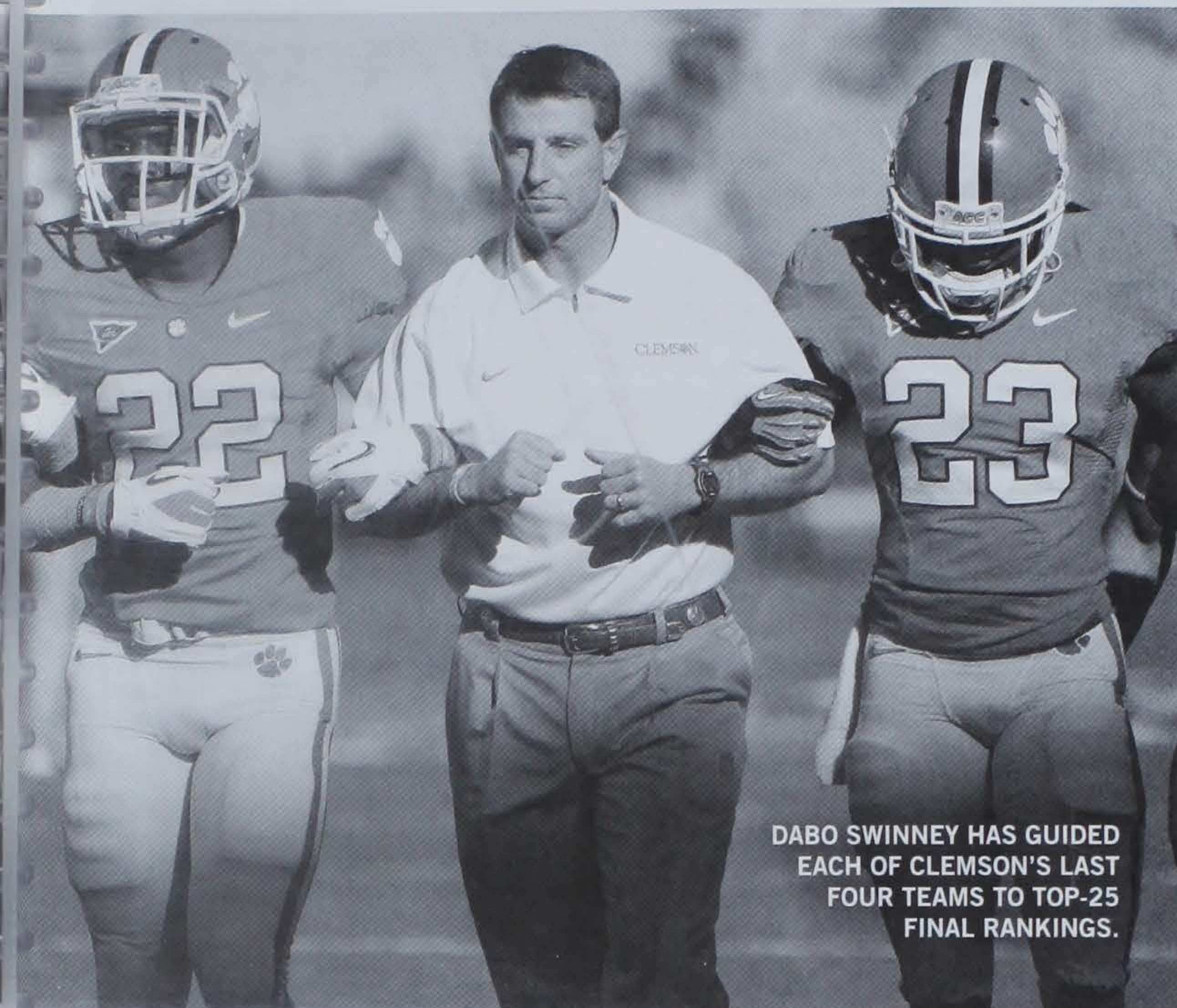
1989

Date	W-L	AP	USA
Pre	0-0	12	NP
9-4	1-0	10	9
9-11	2-0	7	6

DANNY FORD'S TIGERS
WERE RANKED IN THE TOP
20 OF THE FINAL POLLS
EACH OF HIS FINAL FOUR
SEASONS (1986-89).



WEEKLY POLLS



DABO SWINNEY HAS GUIDED EACH OF CLEMSON'S LAST FOUR TEAMS TO TOP-25 FINAL RANKINGS.

9-18	3-0	7	6
9-25	4-0	7	6
10-2	4-1	15	14
10-9	5-1	14	13
10-23	6-2	22	19
10-30	7-2	21	18
11-6	8-2	17	15
11-13	8-2	15	13
11-20	9-2	15	13
11-27	9-2	14	13
12-4	9-2	14	13
1-2	10-2	12	11

1990			
Date	W-L	AP	USA
Pre	0-0	10	NP
9-3	1-0	9	10
9-10	1-1	16	19
9-17	2-1	16	19
9-24	3-1	19	18
10-1	4-1	16	13
10-8	5-1	15	14
10-15	5-2	22	22
10-22	6-2	19	17
10-29	7-2	18	17
11-5	8-2	18	16
11-12	8-2	17	15
11-19	9-2	16	13
11-26	9-2	14	11
12-3	9-2	14	11
1-2	10-2	9	9

1991			
Date	W-L	AP	USA
Pre	0-0	9	NP

9-2	0-0	8	NP
9-8	1-0	8	NP
9-15	1-0	8	NP
9-23	2-0	7	7
9-30	3-0	6	6
10-7	3-1	18	16
10-14	3-1-1	21	21
10-21	3-1-1	19	19
10-28	4-1-1	16	16
11-4	5-1-1	15	14
11-11	6-1-1	15	14
11-18	7-1-1	14	13
11-25	8-1-1	13	12
12-2	9-1-1	13	12
1-2	9-2-1	18	17

1992			
Date	W-L	AP	USA
Pre	0-0	13	NP
8-30	0-0	13	NP
9-7	1-0	15	14
9-14	1-1	17	17
9-21	1-1	16	16
9-28	1-2	25	24
10-5	2-2	25	22
10-12	3-2	19	19
10-17	4-2	18	15
10-24	4-3	---	25

1993			
Date	W-L	AP	USA
Pre	0-0	23	NP
8-30	0-0	22	21
9-6	1-0	21	17
10-4	3-1	---	24

11-15	7-3	24	25
11-22	8-3	24	23
11-29	8-3	24	23
12-6	8-3	24	23
1-3	9-3	23	22

1994			
Date	W-L	AP	USA
Pre	0-0	25	24
8-30	0-0	24	NP
9-5	1-0	22	20

1995			
Date	W-L	AP	USA
11-6	6-3	24	25
11-13	7-3	24	24
11-20	8-3	24	22
11-27	8-3	24	22
12-4	8-3	23	21

1996			
Date	W-L	AP	USA
Pre	0-0	25	23
11-18	7-3	22	24

1997			
Date	W-L	AP	USA
Pre	0-0	20	21
8-25	0-0	20	NP
9-1	0-0	---	20
9-8	1-0	19	21
9-15	2-0	16	15
9-22	2-1	17	21

2000			
Date	W-L	AP	USA
Pre	0-0	17	19
8-27	0-0	17	18
9-3	1-0	17	19
9-10	2-0	16	16
9-17	3-0	11	11
9-24	4-0	7	8
10-1	5-0	5	5
10-8	6-0	5	4
10-15	7-0	5	4
10-22	8-0	5	4
10-29	8-1	10	10
11-5	8-2	17	15
11-12	8-2	16	14
11-19	9-2	15	12
11-26	9-2	15	13
12-3	9-2	16	13
1-6	9-3	16	14

2001			
Date	W-L	AP	USA
Pre	0-0	19	18
8-26	0-0	19	18
9-2	1-0	20	19
9-9	2-0	19	18
9-16	2-0	NP	NP
9-23	2-1	---	25
9-30	3-1	19	21
10-7	3-1	16	18
10-14	4-1	13	15
10-21	4-2	---	25
10-28	5-2	---	24

2003			
Date	W-L	AP	USA
1-5	9-4	22	22

2005			
Date	W-L	AP	USA
9-7	1-0	25	---
9-11	2-0	20	23
11-20	7-4	25	---
11-27	7-4	22	23
12-4	7-4	23	23
1-5	8-4	21	21

2006			
Date	W-L	AP	USA
Pre	0-0	18	18
9-5	1-0	18	18
9-17	2-1	19	23
9-24	3-1	18	19
10-1	4-1	15	15
10-8	5-1	12	12
10-15	6-1	12	12
10-22	7-1	10	11
10-29	7-2	19	19
11-12	8-3	25	25
11-19	8-3	24	24

2007			
Date	W-L	AP	USA
9-4	1-0	25	---
9-9	2-0	20	20
9-16	3-0	15	14
9-23	4-0	13	13
9-30	4-1	22	22
10-28	6-2	25	24
11-4	7-2	20	20
11-11	8-2	15	16
11-18	8-3	21	22
11-25	9-3	15	16
12-2	9-3	15	16
1-8	9-4	21	22

2008			
Date	W-L	AP	USA
Pre	0-0	9	9
9-2	0-1	---	22
9-7	1-1	---	23
9-14	2-1	23	21
9-21	3-1	20	19

2009			
Date	W-L	AP	USA
11-8	6-3	24	NR
11-15	7-3	18	19
11-22	8-3	15	16
11-29	8-4	25	NR
1-5	9-5	24	NR

2011			
Date	W-L	AP	USA
9-18	3-0	21	22
9-25	4-0	13	15
10-2	5-0	8	8
10-9	6-0	8	8
10-16	7-0	8	8
10-23	8-0	6	6
10-30	8-1	11	12
11-6	8-1	9	10
11-13	9-1	7	8
11-20	9-2	18	17

11-27	9-3	21	21
12-4	10-3	14	14
1-10	10-4	22	22

2012			
Date	W-L	AP	USA
Pre	0-0	14	14
9-2	1-0	12	12
9-9	2-0	11	11
9-16	3-0	10	9
9-23	3-1	17	16
9-30	4-1	15	15
10-7	5-1	16	13
10-14	5-1	14	13
10-21	6-1	14	13
10-28	7-1	10	9
11-4	8-1	10	8
11-11	9-1	11	9
11-18	10-1	12	9
11-25	10-2	15	14
12-2	10-2	14	13
1-8	11-2	11	9

2013			
Date	W-L	AP	USA
Pre	0-0	8	8
9-1	1-0	4	5
9-8	2-0	3	5
9-15	2-0	3	4
9-22	3-0	3	4
9-29	4-0	3	4
10-6	5-0	3	4
10-13	6-0	3	4
10-20	6-1	9	10
10-27	7-1	9	8
11-3	8-1	8	7
11-10	8-1	8	6
11-17	9-1	7	6
11-24	10-1	6	4
12-1	10-2	13	11
12-8	10-2	12	11
1-7	11-2	8	7

2014			
Date	W-L	AP	USA
Pre	0-0	16	16
8-31	0-1	23	24
9-7	1-1	23	24
9-14	1-1	22	24
10-5	3-2	NR	25
10-12	4-2	24	22
10-19	5-2	21	20
10-26	6-2	22	21
11-2	6-2	19	19
11-9	7-2	18	17
11-23	8-3	23	24
11-30	9-3	19	19
12-7	9-3	18	18
1-13	10-3	15	15

NP - no poll; PB - probation; Note: No coaches poll prior to 1950; **bolded** lines denote final poll.

BCS RANKINGS

Date	Rk
10-23-2000	7
10-30-2000	13
11-11-2000	13
11-27-2000	15
12-3-2000	15
10-15-2006	12
10-22-2006	12
10-29-2006	19
11-19-2006	24
10-28-2007	25
11-4-2007	21
11-11-2007	15
11-18-2007	22
11-25-2007	16
12-2-2007	15
11-15-2009	23
11-22-2009	18
10-16-2011	7
10-23-2011	5
10-30-2011	11
11-6-2011	9
11-13-2011	7
11-20-2011	17
11-27-2011	15
12-4-2011	15
10-14-2012	19
10-21-2012	18
10-28-2012	13
11-4-2012	13
11-11-2012	11
11-18-2012	11
11-25-2012	14
12-2-2012	14
10-20-2013	9
10-27-2013	8
11-3-2013	7
11-10-2013	8
11-17-2013	7
11-24-2013	6
12-1-2013	13
12-8-2013	12

CFP RANKINGS

Date	Rk
10-28-14	21
11-4-14	21
11-11-14	19
11-18-14	22
11-25-14	21
12-2-14	18
12-7-14	17

SENIOR CLASS RECORDS

OVERALL WINS				OVERALL WIN PERCENTAGE				CONFERENCE WINS				CONFERENCE WIN PERCENTAGE				HOME WINS				HOME WIN PERCENTAGE			
Rk	Class	Win %	W-L	Rk	Class	W-L	Win %	Rk	Class	Win %	W-L	Rk	Class	W-L	Win %	Rk	Class	Win %	W-L	Rk	Class	W-L	Win %
1.	2014	.792	42-11	1.	1903	19-3-1	.848	1.	2014	.813	26-6	1.	1940	13-0-2	.933	1.	2014	.929	26-2	1.	1930	13-0-1	.964
2.	1990	.833	40-8	2.	1984	37-6-2	.844	2.	2013	.750	24-8	2.	1941	16-1-1	.917	2.	2012	.857	24-4	2.	2014	26-2	.929
3.	1991	.823	39-8-1	3.	1990	40-8	.833	3.	2012	.719	23-9	3.	1939	12-2-2	.813		2013	.857	24-4	3.	1984	22-1-2	.920
4.	1989	.813	38-8-2	4.	1991	39-8-1	.823	4.	1989	.804	22-5-1		2014	26-6	.813	4.	1990	.885	23-3	4.	1991	22-2-1	.900
	2013	.717	38-15	5.	1983	36-7-2	.822		1990	.786	22-6	5.	1989	22-5-1	.804		2011	.821	23-5	5.	1960	16-2	.889
6.	1981	.787	37-10	6.	1902	19-4-1	.813		1991	.804	22-5-1		1991	22-5-1	.804	6.	1984	.880	22-1-2	6.	1990	23-3	.885
	1984	.844	37-6-2		1989	38-8-2	.813	7.	1988	.768	21-6-1	7.	1951	13-3-1	.794		1991	.900	22-2-1	7.	1958	15-2	.882
8.	1983	.822	36-7-2	8.	1941	29-6-2	.811		1996	.656	21-11	8.	1968	20-5-1	.788		1993	.865	22-3-1		1959	15-2	.882
	2012	.679	36-17	Note: Minimum 20 games.				9.	1968	.788	20-5-1	9.	1990	22-6	.786	9.	1983	.880	21-2-2	9.	1983	21-2-2	.880
10.	1982	.772	35-10-1						1997	.625	20-12	10.	1959	19-5-1	.780		1992	.860	21-3-1	10.	1993	22-3-1	.865
									2009	.625	20-12		1969	19-5-1	.780		2009	.750	21-7	Note: Minimum 14 games.			
									2011	.625	20-12	Note: Minimum 15 games.					2010	.750	21-7				

GAME-BY-GAME RESULTS VS. RANKED OPPONENTS

Date	Site	Opponent	CU AP,Coach	Opp. AP,Coach	W-L	Score
1-1-1940	N1	Boston College	12,NP	11,NP	W	6-3
11-28-1942	A	Auburn		16,NP	L	13-41
11-20-1943	A	Georgia Tech		15,NP	L	6-41
10-28-1944	A	Tennessee		20,NP	L	7-26
11-4-1944	A	Wake Forest		17,NP	L	7-13
11-13-1948	A	Wake Forest	10,NP	19,NP	W	21-14
9-30-1950	A	Missouri		17,NP	W	34-0
10-28-1950	A	Wake Forest	16,NR	17,NR	W	13-12
1-1-1951	A2	Miami (Fla.)	10,10	15,16	W	15-14
10-13-1951	A	Pacific	16,NR	20,NR	L	7-21
10-4-1952	A	Maryland		3,5	L	0-28
10-3-1953	H	Maryland		3,NP	L	0-20
11-7-1953	A	Georgia Tech		6,7	L	7-20
11-21-1953	H	Auburn		14,14	L	19-45
10-9-1954	N3	Florida		14,17	W	14-7
11-13-1954	A	Maryland		17,NR	L	0-16
11-20-1954	A	Auburn		18,18	L	6-27
11-12-1955	H	Maryland		2,2	L	12-25
11-19-1955	N4	Auburn		12,12	L	0-21
9-29-1956	A	Florida		19,NP	T	20-20
11-3-1956	H	Virginia Tech	13,17	16,NR	W	21-6
11-16-1956	A	Miami (Fla.)	13,NR	8,10	L	0-21
1-1-1957	N2	Colorado	19,NR	20,18	L	21-27
10-5-1957	H	NC State		13,15	L	7-13
11-16-1957	A	Duke	14,14	11,10	L	6-7
11-8-1958	A	Georgia Tech	17,18	NR,19	L	0-13
1-1-1959	N5	Louisiana State	12,13	1,1	L	0-7
9-19-1959	A	North Carolina	18,NP	12,NP	W	20-18
10-3-1959	A	Georgia Tech	6,7	7,12	L	6-16
12-19-1959	N6	TCU	11,11	7,8	W	23-7
10-22-1960	A	Duke		NR,18	L	6-21
10-27-1962	H	Auburn		NR,10	L	14-17
9-21-1963	A	Oklahoma		4,NP	L	14-31
9-28-1963	A	Georgia Tech		9,NP	L	0-27
10-9-1965	A	Georgia		4,5	L	9-23
10-1-1966	A	Georgia Tech		9,10	L	12-13
10-8-1966	A	Alabama		4,4	L	0-26
10-22-1966	A	Southern California		5,5	L	0-30
9-30-1967	H	Georgia		5,5	L	17-24
11-18-1967	H	NC State		10,10	W	14-6
9-27-1969	H	Georgia		7,7	L	0-30
10-11-1969	A	Auburn		20,NR	L	0-51
10-3-1970	A	Georgia Tech		15,16	L	7-28
10-10-1970	H	Auburn		9,9	L	0-44
9-25-1971	H	Georgia		14,13	L	0-28
10-9-1971	N7	Duke		14,15	W	3-0
10-23-1971	A	Auburn		5,5	L	13-35
11-6-1971	A	North Carolina		NR,19	L	13-26
9-30-1972	A	Oklahoma		2,2	L	3-52
9-14-1974	A	Texas A&M		20,NR	L	0-24
9-21-1974	A	NC State		15,18	L	10-31
9-20-1975	A	Alabama		14,18	L	0-56
9-18-1976	H	Georgia		9,9	L	0-41
11-13-1976	A	Maryland		6,7	L	0-20
9-10-1977	H	Maryland		10,NP	L	14-21
9-17-1977	A	Georgia		17,19	W	7-6
11-12-1977	H	Notre Dame	15,16	5,5	L	17-21
12-30-1977	N8	Pittsburgh	11,10	10,9	L	3-34
11-18-1978	A	Maryland	12,12	11,11	W	28-24
12-29-1978	N8	Ohio State	7,8	20,NR	W	17-15
11-3-1979	H	Wake Forest		14,14	W	31-0
11-24-1979	A	South Carolina	13,13	19,NR	L	9-13
12-31-1979	N9	Baylor	18,17	19,19	L	18-24
9-20-1980	A	Georgia		10,9	L	16-20
11-8-1980	H	North Carolina		14,14	L	19-24
11-22-1980	H	South Carolina		14,15	W	27-6
9-19-1981	H	Georgia		4,4	W	13-3
11-7-1981	A	North Carolina	2,3	8,9	W	10-8
1-1-1982	N2	Nebraska	1,1	4,4	W	22-15
9-6-1982	A	Georgia	11,9	7,7	L	7-13
11-6-1982	H	North Carolina	13,14	18,13	W	16-13
11-13-1982	A	Maryland	11,10	18,16	W	24-22
9-17-1983	H	Georgia		11,7	T	16-16
11-5-1983	A	North Carolina		10,9	W	16-3
11-12-1983	H	Maryland	17,PB	11,9	W	52-27
9-22-1984	A	Georgia	2,PB	20,17	L	23-26
9-29-1984	A	Georgia Tech	13,PB	20,NR	L	21-28
11-24-1984	H	South Carolina		9,9	L	21-22
9-20-1986	A	Georgia		14,10	W	31-28
10-25-1986	A	NC State	16,16	20,19	L	3-27
12-27-1986	N8	Stanford	21,18	20,17	W	27-21
9-19-1987	H	Georgia	8,8	18,17	W	21-20
11-21-1987	A	South Carolina	8,8	12,12	L	7-20
1-1-1988	N10	Penn State	14,12	20,19	W	35-10
9-17-1988	H	Florida State	3,4	10,12	L	21-24
10-15-1988	H	Duke	11,12	22,24	W	49-17
10-22-1988	A	NC State	9,10	24,NR	L	3-10
11-19-1988	H	South Carolina	15,15	25,21	W	29-10
1-2-1989	N10	Oklahoma	9,13	10,11	W	13-6

9-9-1989	A	Florida State	10,9	16,16	W	34-23
10-21-1989	H	NC State	NR,24	12,12	W	30-10
12-30-1989	N8	West Virginia	14,13	17,17	W	27-7
9-8-1990	A	Virginia	9,10	14,13	L	7-20
10-13-1990	A	Georgia Tech	15,14	18,15	L	19-21
10-27-1990	H	North Carolina	18,17	NR,24	W	20-3
1-1-1991	N11	Illinois	14,11	16,17	W	30-0
9-28-1991	H	Georgia Tech	7,7	19,18	W	9-7
10-26-1991	H	NC State	19,19	12,12	W	29-19
1-1-1992	N10	California	13,12	14,14	L	13-37
9-12-1992	H	Florida State	15,14	5,4	L	20-24
10-10-1992	A	Virginia	25,22	10,10	W	29-28
10-24-1992	A	NC State	18,15	23,23	L	6-20
11-7-1992	H	North Carolina		18,18	W	40-7
9-11-1993	A	Florida State	21,17	1,1	L	0-57
10-2-1993	H	NC State		24,23	W	20-14
11-6-1993	A	North Carolina		16,18	L	0-24
11-13-1993	H	Virginia		18,16	W	23-14
10-15-1994	A	Duke		25,23	L	13-19
10-22-1994	A	Florida State		7,10	L	0-17
11-5-1994	A	North Carolina		19,12	W	28-17
9-9-1995	H	Florida State		1,1	L	26-45
9-23-1995	H	Virginia		11,14	L	3-22
10-5-1996	A	Florida State		2,2	L	3-34
10-19-1996	H	Georgia Tech		22,24	W	28-25
11-9-1996	A	Virginia		15,16	W	24-16
12-28-1996	N9	Louisiana State		17,16	L	7-10
9-13-1997	A	NC State	19,21	NR,25	W	19-17
9-20-1997	H	Florida State	16,15	5,5	L	28-35
11-15-1997	H	North Carolina		8,9	L	10-17
1-2-1998	N9	Auburn		13,13	L	17-21
9-19-1998	A	Virginia		10,10	L	18-20
10-17-1998	A	Florida State		6,7	L	0-48
11-12-1998	H	Georgia Tech		22,23	L	21-24
9-11-1999	H	Virginia		22,19	W	33-14
9-23-1999	A	Virginia Tech		8,8	L	11-31
10-23-1999	H	Florida State		1,1	L	14-17
11-13-1999	A	Georgia Tech		13,14	L	42-45
12-31-1999	N9	Mississippi State		15,16	L	7-17
11-4-2000	A	Florida State	10,10	4,4	L	7-54
11-18-2000	H	South Carolina	16,14	25,NR	W	16-14
1-1-2001	N8	Virginia Tech	16,13	6,5	L	20-41
9-29-2001	A	Georgia Tech	NR,25	9,11	W	47-44
11-3-2001	H	Florida State	NR,24	14,14	L	27-41
11-10-2001	A	Maryland		13,11	L	20-37
11-17-2001	A	South Carolina		22,22	L	15-20
8-31-2002	A	Georgia		8,12	L	28-31
10-3-2002	A	Florida State		11,11	L	31-48
10-24-2002	H	NC State		12,9	L	6-38
11-16-2002	H	Maryland		19,19	L	12-30
8-30-2003	H	Georgia		11,9	L	0-30
10-11-2003	H	Virginia		25,24	W ^(OT)	30-27
11-8-2003	H	Florida State		3,3	W	26-10
1-2-2004	N9	Tennessee		6,7	W	27-14



CHAD JASMIN WAS NAMED MVP OF CLEMSON'S WIN OVER NO. 6 TENNESSEE IN THE 2004 CHICK-FIL-A PEACH BOWL.



GAME-BY-GAME RESULTS VS. RANKED OPPONENTS

9-25-2004	A	Florida State	8,11	L	22-41
10-7-2004	A	Virginia	10,9	L	10-30
11-6-2004	A	Miami (Fla.)	11,10	W ^(OT)	24-17
9-3-2005	H	Texas A&M	17,17	W	25-24
9-17-2005	H	Miami (Fla.)	20,23	13,13	L ^(3OT) 30-36
9-24-2005	H	Boston College	NR,25	L ^(OT)	13-16
11-12-2005	H	Florida State	17,16	W	35-14
11-19-2005	A	South Carolina	19,21	W	13-9
9-16-2006	A	Florida State	9,10	W	27-20
10-21-2006	H	Georgia Tech	12,12	13,13	W 31-7
9-3-2007	H	Florida State	19,21	W	24-18
10-6-2007	H	Virginia Tech	22,22	15,14	L 23-41
11-17-2007	H	Boston College	15,16	18,18	L 17-20
12-31-2007	N9	Auburn	15,16	22,21	L ^(OT) 20-23
8-30-2008	N12	Alabama	9,9	24,NR	L 10-34
10-9-2008	A	Wake Forest	21,21	L	7-12
11-8-2008	A	Florida State	24,24	L	27-41
9-10-2009	A	Georgia Tech	15,13	L	27-30
9-26-2009	H	TCU	15,14	L	10-14
10-24-2009	A	Miami (Fla.)	8,9	W ^(OT)	40-37
12-5-2009	N13	Georgia Tech	25,NR	12,12	L 34-39
9-18-2010	A	Auburn	16,15	L ^(OT)	24-27
10-2-2010	H	Miami (Fla.)	16,17	L	21-30
11-6-2010	H	NC State	23,25	W	14-13
11-27-2010	H	South Carolina	18,17	L	7-29

9-17-2011	H	Auburn	21,19	W	38-24
9-24-2011	H	Florida State	21,22	11,14	W 35-30
10-1-2011	A	Virginia Tech	13,15	11,10	W 23-3
11-26-2011	A	South Carolina	18,17	14,13	L 13-34
12-3-2011	N14	Virginia Tech	21,21	5,3	W 38-10
1-4-2012	N2	West Virginia	14,14	23,22	L 33-70
9-1-2012	N12	Auburn	14,14	NR,25	W 26-19
9-22-2012	A	Florida State	10,9	4,4	L 37-49
11-24-2012	H	South Carolina	12,9	13,12	L 17-27
12-31-2012	N9	Louisiana State	14,13	9,7	W 25-24
8-31-2013	H	Georgia	8,8	5,5	W 38-35
10-19-2013	H	Florida State	3,4	5,5	L 14-51
11-30-2013	A	South Carolina	6,4	10,9	L 17-31
1-3-2014	N2	Ohio State	12,11	7,6	W 40-35
8-30-2014	A	Georgia	16,16	12,12	L 21-45
9-20-2014	A	Florida State	22,24	1,1	L ^(OT) 17-23
11-15-2014	A	Georgia Tech	18,17	24,23	L 6-28
12-29-2014	N15	Oklahoma	18,18	NR,24	W 40-6

Total 69-115-2

PB - not ranked by UPI due to probation; N1 - Dallas, Texas (Cotton Bowl); A2,N2 - Miami, Fla. (Orange Bowl); N3 - Jacksonville, Fla.; N4 - Mobile, Ala.; N5 - New Orleans, La. (Sugar Bowl); N6 - Houston, Texas (Bluebonnet Bowl); N7 - Norfolk, Va. (Oyster Bowl); N8 - Jacksonville, Fla. (Gator Bowl); N9 - Atlanta, Ga. (Peach/Chick-fil-A Bowl); N10 - Orlando, Fla. (Citrus Bowl); N11 - Tampa, Fla. (Hall of Fame Bowl); N12 - Atlanta, Ga.; N13 - Tampa, Fla. (ACC Championship game); N14 - Charlotte, N.C. (ACC Championship game); N15 - Orlando, Fla. (Russell Athletic Bowl); Note: Clemson home games in **bold**.

HEAD COACHING RECORDS

#	Head Coach	Alma Mater	Years	Seasons	Games	Conf. Champ.	Top-25 Years	7 or less or OT	Conference	vs. Ranked
1	Walter Riggs	Auburn '93	1896,99	2	9	NA	NA	0-1	NA	NA
2	W.M. Williams	Auburn '96	1897	1	4	NA	NA	0-0	NA	NA
3	John Penton	Auburn '98	1898	1	4	NA	NA	0-0	NA	NA
4	John Heisman	Pennsylvania '92	1900-03	4	24	3	NA	2-3-2	11-1-2	NA
5	Shack Shealy	Clemson '00	1904	1	7	NA	NA	1-2-1	NA	NA
6	Eddie Cochems	Wisconsin '01	1905	1	6	NA	NA	0-1-1	NA	NA
7	Bob Williams ^B	Virginia '02	1906,09,13-15,26	6	46	1	NA	8-6-6	4-0	NA
8	Frank Shaughnessy	Notre Dame '05	1907	1	8	NA	NA	2-2	NA	NA
9	John Stone	Vanderbilt '08	1908	1	7	NA	NA	0-3	NA	NA
10	Frank Dobson	Peddie Institute	1910-12	3	24	NA	NA	0-2-1	NA	NA
11	Wayne Hart	Georgetown (Ky.) '12	1916	1	9	NA	NA	1-1	NA	NA
12	Edward Donahue	Washington & Lee '16	1917-20	4	36	NA	NA	4-4-3	NA	NA
13	E.J. Stewart	Case Western Reserve	1921,22	2	18	0	NA	1-0-2	1-5	NA
14	Bud Saunders	Missouri '11	1923-26	4	28	0	NA	5-5-1	1-9-1	NA
15	Josh Cody	Vanderbilt '17	1927-30	4	41	0	NA	9-2-1	12-9	NA
16	Jess Neely	Vanderbilt '23	1931-39	9	85	0	1	14-14-7	18-13-2	1-0
17	Frank Howard	Alabama '31	1940-69	30	295	8	6	49-45-12	*100-48-5	9-31-1
18	Hootie Ingram	Alabama '55	1970-72	3	33	0	0	4-3	8-10	1-6
19	Red Parker	Arkansas A&M '53	1973-76	4	44	0	0	9-8-2	10-11-1	0-5
20	Charley Pell	Alabama '61	1977,78	2	23	1	2	6-2-1	10-1-1	2-3
21	Danny Ford ^F	Alabama '70	1978-89	12	129	5	7	26-19-4	44-14-1	20-12-1
22	Ken Hatfield	Arkansas '65	1990-93	4	46	1	3	8-5-1	19-10-1	8-7
23	Tommy West ^W	Tennessee '76	1993-98	6	59	0	0	6-14	21-19	4-12
24	Tommy Bowden	West Virginia '77	1999-08	10	117	0	4	19-23	43-32	13-23
25	Dabo Swinney ^S	Alabama '93	2008-13	7	87	1	5	11-12	39-14	11-16
Totals				119	1,189	20	28	185-177-45 (.509)	341-196-14 (.631)	69-115-2 (.376)

#	Head Coach	Aug./Sept.	Oct.	Nov.	Dec./Jan.	Bowl	Home	Away	Neutral	Overall	Win %
1	Walter Riggs	0-0	2-2	4-1	0-0	NA	0-0	3-3	3-0	6-3	.667
2	W.M. Williams	0-0	1-2	1-0	0-0	NA	0-0	2-2	0-0	2-2	.500
3	John Penton	0-0	1-1	2-0	0-0	NA	1-0	1-1	1-0	3-1	.750
4	John Heisman	0-0	10-2-1	9-1-1	0-0	NA	4-0	11-2-1	4-1-1	19-3-2	.833
5	Shack Shealy	0-0	2-2	1-1-1	0-0	0-0	1-1	1-1-1	1-1	3-3-1	.500
6	Eddie Cochems	0-0	2-0-1	1-2	0-0	0-0	0-0-1	2-2	1-0	3-2-1	.583
7	Bob Williams ^B	2-0	9-9-5	10-10-1	0-0	0-0	6-2-2	12-12-3	3-5-1	21-19-6	.522
8	Frank Shaughnessy	1-0	2-1	1-3	0-0	0-0	2-2	1-1	1-1	4-4	.500
9	John Stone	1-0	0-3	0-3	0-0	0-0	1-1	0-3	0-2	1-6	.143
10	Frank Dobson	1-0	6-6	4-6-1	0-0	0-0	4-3	7-6	0-3-1	11-12-1	.479
11	Wayne Hart	1-0	1-3	1-3	0-0	0-0	2-1	1-1	0-4	3-6	.333
12	Edward Donahue	4-0	7-7-1	10-5-2	0-0	0-0	11-3-1	5-8-2	5-1	21-12-3	.625
13	E.J. Stewart	0-1	4-3-1	2-5-1	0-1	0-0	4-2	2-7-1	0-1-1	6-10-2	.389
14	Bud Saunders	2-2-1	4-8	4-7	0-0	0-0	7-6-1	3-9	0-2	10-17-1	.375
15	Josh Cody	6-0-1	16-1	7-9	0-1	0-0	13-0-1	9-8	7-3	29-11-1	.720
16	Jess Neely	10-4-2	15-18-3	17-13-2	1-0	1-0	16-3-2	20-27-4	7-5-1	43-35-7	.547
17	Frank Howard	34-18-4	54-57-4	72-39-4	5-4	3-3	81-30-2	72-81-8	12-7-2	165-118-12	.580
18	Hootie Ingram	3-5	6-8	3-8	0-0	0-0	7-9	3-12	2-0	12-21	.364
19	Red Parker	3-8-1	6-10-1	8-7	0-0	0-0	12-9-1	5-16-1	0-0	17-25-2	.409
20	Charley Pell	4-2	9-0	5-1-1	0-1	0-1	9-2	9-1-1	0-1	18-4-1	.804
21	Danny Ford ^F	26-11-2	36-8	28-8-2	6-2	6-2	53-12-3	36-15-1	7-2	96-29-4	.760
22	Ken Hatfield	10-4	11-5-1	9-3	2-1	1-1	22-3-1	8-9	2-1	32-13-1	.707
23	Tommy West ^W	9-11	9-10	12-4	1-3	1-3	18-13	12-12	1-3	31-28	.525
24	Tommy Bowden	29-14	21-15	18-11	4-5	3-5	45-17	23-22	4-6	72-45	.615
25	Dabo Swinney ^S	18-6	19-7	19-9	5-4	3-3	39-6	16-16	6-4	61-26	.701
Totals		164-86-11 (.649)	253-188-18 (.571)	248-159-16 (.605)	24-22 (.522)	19-18 (.513)	358-125-15 (.734)	264-277-23 (.488)	67-53-7 (.555)	689-455-45	.598

^B - coached five games in 1926; ^F - coached one game in 1978; ^W - coached one game in 1993; ^S - coached seven games in 2008; * - includes a 66-30-2 (.684) record in ACC games

FORMER HEAD COACHES



WALTER RIGGS

1896-99

Walter Riggs could easily be called the father of Clemson Football. He coached the football program at Clemson, not only because he had football experience, but he was also one of only two people on the Clemson campus to have ever seen

a football game when the sport started in 1896. (The other person was Frank Thompkins who played in the backfield on Clemson's first team in 1896).

On Sept. 30, 1896, a small crowd gathered in one of the barrack's rooms and the group discussed the feasibility of organizing a football association. A committee of three was appointed to consult Professor Riggs as to management of a football team and to ask his aid as coach.

When the Tigers traveled to Furman for their first game on Oct. 31, 1896, it was the first time that many of the players had ever seen a full-sized regulation football field.

Riggs stepped down as football coach after the first season because the players wanted him to devote all his time to being a professor in the engineering department.

Riggs could easily be called a loyal man, as he answered the need of the Clemson football team again in 1899. The Clemson Athletic Association was low on money and could not afford to hire a coach. Therefore, he again answered the call of the school and became head coach in 1899 for free.

Riggs originally came to Clemson from Auburn. He graduated with top honors in 1892 with a B.S. degree in electrical and mechanical engineering. At Auburn, he was captain and catcher of the baseball team as well as the manager and left end of the football team. He also served as class president and was the director of the Glee Club.

Upon his graduation at Auburn, he was assistant to the president of the college until 1896, then he made his trek to Clemson.

Riggs later became president of Clemson on March 7, 1911 and in 1915, a new football stadium with other athletic facilities was named in his honor as Riggs Field. It is currently the home of the Tiger soccer team. In two years of coaching, Riggs guided the Tigers to a career record of 6-3.



W.M. WILLIAMS

1897

Clemson's second coach, W.M. Williams, was a native of West Point, Ga. He played at Auburn on the teams of 1894, 1895 and 1896, under the coaching of John Heisman. He was considered the best blocking halfback in the south.

Williams led Clemson to the state championship and to a 2-2 season. During his time as coach, Clemson played two games in three days. Clemson was victorious over the Charlotte Y on October 23, but lost to North Carolina 28-0 on October 25.



JOHN PENTON

1898

The Tigers' third coach, J.A. Penton of Alabama, was captain and starting guard on the University of Virginia teams of 1893, 1894 and 1895. He was captain of the '95 Virginia Team that beat North Carolina to win the Championship of

the South. Penton also played fullback at Auburn in '97 under John Heisman's coaching. Under Penton, Clemson won 55-0 over Bingham in its first home game, as W.C. Forsythe kicked every point after touchdown (11). In his only season at Clemson, Penton guided Clemson to a 3-1 record and the state championship.



CLEMSON'S FIRST FOOTBALL HEAD COACH, WALTER RIGGS (TOP LEFT), IS PICTURED WITH THE 1899 FOOTBALL TEAM.



JOHN HEISMAN

1900-03

One of the most famous football coaches in the nation, John Heisman, coached at Clemson from 1900-03. He turned Clemson from virtually an unknown college to a southern powerhouse at the turn of the century. Heisman attended

Brown University, taking the two-year law course offered at that time, and was a center on the football team. During the fall of 1889, he transferred to Pennsylvania. He lettered in football at both schools and graduated from Pennsylvania in 1893.

In the spring of 1894, Walter Riggs was a graduate manager for the football team at Auburn. It fell on his shoulders to find a coach for the season of 1895. Riggs wrote to Carl Williams, the Pennsylvania captain of 1894, asking him to suggest a suitable coach. He replied recommending J.W. Heisman, an ex-Pennsylvania player, and his coach at Oberlin.

After several weeks, Riggs finally found Heisman in Texas, where he was raising tomatoes. Having sunk all of his capital into the tomato venture, he was glad to return to his old love. He readily went to coach at Auburn for \$500 a year.

His coaching career began at Oberlin in 1892 and lasted 36 years. It included positions at Akron, Auburn, Clemson, Georgia Tech, Pennsylvania, Washington & Jefferson and Rice. He had an overall career record of 185-70-17.

John Heisman invented the hidden ball trick, the handoff, the double lateral and the "flea flicker." He pioneered the forward pass, arguing that it would scatter the mob. Heisman also originated the center snap and the word hike (previously the center used to roll the ball on the ground to the quarterback).

Heisman guided Clemson to conference titles in 1900 and 1902, and he led the Tigers to their first "bowl game" in 1903, when Clemson and Cumberland met on November 26 for the "Championship of the South." Cumberland, who had earlier defeated Auburn, Alabama and Vanderbilt, was considered to be champion of the southern states of Louisiana, Mississippi, Alabama, Tennessee and Kentucky. The game was played on a neutral site, Montgomery, Ala. Cumberland and Clemson fought to an 11-11 tie. After the news got back to Clemson that the game was a tie, the students and the local townspeople built a bonfire and paraded around the campus.

Overall, Heisman took Clemson to a 19-3-2 record in his four seasons. His 83.3 winning percentage is still

the best in Clemson history. He was also the Clemson baseball coach from 1901-1903.



SHACK SHEALY

1904

Shack Shealy holds the distinction of being the only Tiger to have coached his alma mater. He lettered at Clemson from 1896-99 and later played two years at Iowa State. Shealy was a four-year starter playing right guard, end and

in his senior year, he played in the backfield. He only coached Clemson one year (1904) and led the Tigers to a 3-3-1 record, including wins over Alabama, Georgia and Tennessee.



EDDIE COCHEMS

1905

Ed Cochems lettered at Wisconsin in 1899, 1900 and 1901. He was described as a great halfback or end on the strong Wisconsin teams at the turn of the century, including the 1901 undefeated team. In his playing career, he had a 100-yard

kickoff return in a 35-0 win over Chicago in 1901, and had four touchdowns against Notre Dame in 1900. After his playing days, he immediately went into coaching. He was the head coach of North Dakota in 1902 and 1903 and served briefly as an assistant with former teammate, Art Curtis at Wisconsin in 1904.

Cochems led Clemson to a 3-2-1 record overall, including wins over Georgia and Auburn. After his Clemson career, he was head coach and athletic director at St. Louis in 1906. After the forward pass was legalized in 1906, Cochems did something with the pass at once in his first year at St. Louis, while other coaches stuck with the running game. He taught his players not to throw the ball end-over-end, but instead like a projectile - a spiral. He called this new weapon a projectile pass.

Historians credit Cochems as being the first coach to use and perfect the first legal pass in a game. The first studied refinements in throwing the ball, which led to the spiral, occurred in 1906 under Cochems. Brad Robinson of St. Louis threw the first forward pass to Jack Schneider on Sept. 5, 1906 in Waukensha against Carroll.



FORMER HEAD COACHES



BOB WILLIAMS 1906,09,13-15,26

Bob Williams is one of the few coaches in the nation to have coached football at two rivals. Williams coached football at both Clemson and South Carolina. Before coming to Clemson, he coached at Davidson in 1905. He coached at South Carolina for two years and guided the Gamecocks to a 6-1 record in 1902 and an 8-2 slate in 1903.

In his career at South Carolina, he administered the most unexpected defeat of Clemson, as he beat a heavily favored Heisman team, 12-6 in 1902.

He served the Tigers as head coach a total of four terms (1906,09,13-15,26). Between 1915-26, Williams practiced law in Roanoke, Va. and was the city's mayor.

One of the highlights of his career included leading the 1906 team to an unbeaten season (4-0-3), which included wins over Georgia, Auburn, Tennessee and a Heisman-coached Georgia Tech squad.



FRANK SHAUGHNESSY 1907

Frank Shaughnessy was known for his ability as a sports administrator. He served many positions, from a pro hockey coach to the International Baseball League Commissioner. A graduate in pharmacy at Notre Dame, he was captain of the baseball and football teams during his senior season. After his graduation in 1905, he coached baseball at Notre Dame. The summer before coming to Clemson, he played for Ottawa of the Eastern League. That summer, he played left field and ended the season with a .352 batting average. He also played with Washington and the Philadelphia Athletics.

At Clemson, he coached the baseball teams during 1907 and 1908, and he was head football mentor in 1907, where he posted a 4-4 record.

Shaughnessy made his name in baseball, but he took part in many other sports. Besides being a sports legend at Notre Dame, he managed the NHL's Ottawa Senators to the 1915 Stanley Cup Finals and coached football teams at Clemson, Washington & Lee and McGill. He retired as the president of the International Baseball league.

In a game against Kansas, Shaughnessy ran 107 yards for the only Irish score, as Kansas won the game 24-5. Football fields were 110 yards back then and touchdowns were five points. This is still a Notre Dame record.



JOHN STONE 1908

John Stone is one of three coaches to have graduated from Vanderbilt and later become the head football coach at Clemson. While at Vanderbilt, he was a member of the All-Southern Football team for four years. He was a big man for his time, standing 6'2". Clemson was 1-6 in 1908, but the Tigers lost many of their star players and substitutes from 1907 due to a college prank that saw 306 students expelled.



FRANK DOBSON 1910-12

Frank Dobson was a pro baseball player before coming to Clemson, as he was the property of the Pittsburgh Nationals. Walter Riggs, President of the Clemson Athletic Association, thought it was unfair to keep shuffling coaches year after year. He offered Dobson a three-year contract, which was the first contract offered and signed by a Clemson coach.

At Clemson, he coached football, basketball and

baseball. He was Clemson's first basketball coach, leading it to its only undefeated season (4-0) in history in the inaugural season (1911-12). In 1912-13, Clemson had a 9-5 record. He was head baseball coach from 1911-13.



WAYNE HART 1916

Wayne Hart served as head coach at Clemson in 1916 and coached the Tigers to a 3-6 record. Under Hart, the Tigers defeated Furman and South Carolina. He played three seasons at tackle for Georgetown.

Hart also played one season at George Washington. He was a member of the All-South Atlantic team on four occasions. Hart also served as an assistant coach at Georgetown.

In 1913, Hart coached the Washington Vigilants, a professional football team, and did not lose a single contest. During his last two seasons prior to his arrival to Clemson, he coached various sports at Technical High School in Washington, D.C.



EDWARD DONAHUE 1917-20

Edward Donahue had to be one of the most organized men in the country. During the 1918-19 academic year, Donahue was the head coach of four Clemson sports... football, basketball, baseball and track. During his four-year career, he served as basketball and baseball coach for two years and head track coach for one season.

He was an outstanding athlete at Washington & Lee, where he played in the backfield on the football team and played catcher on the baseball diamond. Upon graduation, he was an assistant in football and was the head baseball and basketball coach.



E.J. STEWART 1921,22

E.J. Stewart was head football coach for two years at Clemson, 1921-22. However, he coached more than one sport during his stay at Tigertown. In the spring of 1921, Stewart coached the baseball and track teams while conducting spring football practice. During the fall, Stewart's football team had a 1-6-2 record, but he improved to a 5-4 slate in 1922. He went on to coach the track teams in 1922 and 1923.

Stewart was a standout athlete in football, baseball, basketball and track at Case Western Reserve University in Cleveland, Ohio. Upon his graduation, Stewart played, organized and served as head coach of the Massillon (Ohio) Professional football team.

Stewart also coached at Nebraska and Texas. At Nebraska, he led the Cornhuskers to a combined record of 11-4 in 1916 and 1917. The Cornhuskers also captured the Missouri Valley Conference title during both seasons. After leaving Nebraska, he entered the automobile business as President and Treasurer of the Stewart Motor Co. Due to the economic conditions at the time, he decided to go back into coaching.



BUD SAUNDERS 1923-26

Bud Saunders graduated from Missouri in 1911 with a bachelors degree in Law. At Missouri, he played both football and basketball. Saunders wanted to play two other sports, but a conference rule forbid a student-athlete from participating in more than two sports.

Saunders served as football coach at Knox College

before arriving at Clemson. In football, Saunders coached for four seasons from 1923-26. He also coached the basketball teams in 1924 and 1925. Saunders' best season in football came during the 1923 campaign, as he led the Tigers to a 5-2-1 record.



JOSH CODY 1927-30

Josh Cody, fondly known as "big man," will always be a favorite to Clemson fans. Cody, a big man in stature at 6-2, 220 pounds, led Clemson to victories over South Carolina for four straight years. He is the only coach in Clemson history who has been around more than two seasons who never lost a football game to South Carolina. He also defeated Furman three straight years. Cody had a 13-0-1 record in home games and posted a 72 percent winning mark overall, the fourth-best mark in Clemson history.

After a 5-3-1 start in 1927, Cody guided Clemson to back-to-back 8-3 seasons in 1928 and 1929. On May 6, 1929 to show appreciation, he was given a new Buick by the alumni, student body and faculty. This presentation took place in front of Tillman Hall.

In his final season (1930), the Tigers finished with a final record of 8-2. Cody also coached basketball at Clemson for five years and guided Clemson to a 16-9 slate in 1930. During the 1928-30 seasons, he guided Clemson to a 22-4 mark at home.



JESS NEELY 1931-39

Clemson played in its first bowl game under Jess Neely in the 1940 Cotton Bowl. The Tigers, unknown at the time, became a household word after defeating heavily-favored Boston College 6-3 in the Cotton Bowl. It was the Tigers' first victory over a top-20 ranked team in school history. Clemson had a 43-35-7 record during Neely's tenure.

Neely came to Clemson in 1931 and his recruitment of Banks McFadden took Clemson to another level. In 1938, Neely coached Clemson to a second-place finish in the Southern Conference with a 7-1-1 record.

In 1939, Banks McFadden became Clemson's second All-American, and the team concluded the season with a trip to Dallas for the Cotton Bowl. Neely left Clemson in January 1940 and moved on to Rice, where he took that school to new heights. Neely is a member of the College Football Hall of Fame. Neely's landmark accomplishments in the 1930s at Clemson contributed significantly to Clemson's outstanding football tradition.



FRANK HOWARD 1940-69

Frank Howard succeeded Jess Neely in 1940 when Neely moved on to Rice. He got the job when he seconded his own nomination during a meeting of the president and athletic council. He signed a one-year contract, then lost the document and never had another in his 30 years as head coach.

He graduated from Alabama in 1931, where he was a star lineman. He played in the 1930 Rose Bowl, then started his coaching career under Neely at Clemson in 1931, and was a part of a rebirth of Tiger football in the late 1930s. He was an assistant on the 1939 team that posted a 9-1 mark and beat Boston College 6-3 in the Tigers' first bowl game.

In 1940, he began his head coaching career with a bang as he won the Southern Conference championship, the first of eight conference titles Howard won in his coaching career, still a Tiger coaching record.

FORMER HEAD COACHES

FRANK HOWARD, SEEN BLOWING A KISS GOODBYE TO THE LONGTIME TRADITIONAL "BIG THURSDAY" GAME AGAINST SOUTH CAROLINA IN 1959, WAS THE FIFTH-WINNINGEST COACH IN THE COUNTRY WHEN HE RETIRED.



Howard had his most successful season in 1948 when he took Clemson to an 11-0 record, the Tigers' first perfect season since 1900. The campaign included a Southern Conference championship, a Gator Bowl win over Missouri and a No. 11 final ranking. He nearly duplicated the feat in 1950 when he guided Clemson to a No. 10 AP final ranking, a 9-0-1 finish and a 15-14 win over Miami (Fla.) in the Orange Bowl.

When he retired in 1969, Howard was the fifth winningest coach in the nation with 165 victories, quite an accomplishment considering only 38 percent of his games were at home. He had 96 wins as an ACC coach, now third in conference history, and he captured six (five outright and one co-championship) ACC titles, a record Bobby Bowden broke in 1998. Howard's teams appeared in six bowl games, 63 of his players were drafted by the NFL, and 37 played in the league.

Howard, a native of Barlow Bend, Ala., had six top-20 seasons, won eight conference titles (two Southern, six ACC), won 100 conference games and was a two-time ACC Coach-of-the-Year. He coached 25 academic All-ACC selections and five Academic All-Americans. Eleven of his players were chosen on-the-field All-Americans. Howard was inducted into the College Football Hall of Fame in 1989 and he was inducted into the Clemson Ring of Honor in 1994.



HOOTIE INGRAM 1970-72

Hootie Ingram will be best remembered as the coach who made the Tiger Paw famous. Before his first year as head coach in the summer of 1970, Clemson introduced the Tiger Paw as the official logo of Clemson University's Athletic

teams.

Ingram graduated from Alabama in 1955. He also received his master's in school administration from Alabama and later became Crimson Tide athletic director. The native of Tuscaloosa, Ala. was an All-Southeastern Conference defensive back for the Crimson Tide his senior year. He had his best season (5-6) at Clemson in 1971. He also finished second in the ACC standings with a 4-2 league mark in 1971. Ingram was later inducted into the Orange Bowl Hall of Fame.



RED PARKER 1973-76

Red Parker spent four years at Clemson as head coach. His 1974 squad lived up to the theme "Excitement Galore, Clemson Football '74" and had a 7-4 record, with victories over

Georgia, Georgia Tech and South Carolina. Before arriving in Tigertown, Parker spent seven years (1966-72) as head coach at The Citadel. He guided the Bulldogs to a 8-3 record during in the 1971 campaign.

Parker earned a bachelor's degree in physical education from Arkansas A&M in 1953. Prior to his graduation, he earned three letters each in football, basketball and track, as a runningback-defensive back, second-baseman/shortstop and sprinter. He later served as head coach at Harmony Grove High School in Arkansas.



CHARLEY PELL 1977,78

Charley Pell, who was Clemson's head coach in 1977,78 authored college football's Cinderella story in 1977. The Albertville, Ala. product took a team that was 3-6-2 in 1976, and led the 1977 Tigers to an 8-2-1 regular-season mark and a berth in

the Gator Bowl. It was Clemson's first final top-20 season since 1959. He coached Clemson to a 10-1 regular season in the 1978 season before he left to become head coach at Florida. Clemson's 1978 team beat Ohio State in the Gator Bowl and finished ranked No. 6 in the AP poll in his second year as Clemson's head coach.

He was a near unanimous choice as ACC Coach-of-the-Year in 1977 and 1978, the first coach, regardless of sport, to win ACC Coach-of-the-Year honors in each of his first two years. A two-way starter and three-year letterwinner at Alabama, Pell was on its 1961 National Championship team.

He came to Clemson in 1976 and served as assistant head coach and defensive coordinator. Pell passed away in June 2001 after battling cancer.



DANNY FORD 1978-89

Danny Ford had an auspicious beginning to his head coaching career. He gained a 17-15 win over Ohio State in the 1978 Gator Bowl. The 30-year-old coach, the youngest in Division I at the time, also defeated a college football legend

in a contest that put Clemson on the national map, as he defeated Woody Hayes in the latter's last game. He had taken over the coaching reigns on Dec. 10, 1978 when Charley Pell resigned to become head coach at Florida.

Ford kept things going in 1979 with wins over Georgia and Notre Dame and another trip to a bowl (Peach). In 1981, he helped Clemson reach the summit of college football by winning the national title. His Tigers downed three top-10 teams during the course of the 12-0 season

that concluded with a 22-15 win over Nebraska in the Orange Bowl. Ford was named National Coach-of-the-Year.

The wins continued in 1982 and 1983, as Clemson had consecutive 9-1-1 years. Clemson finished in the top 12 in both years, and had a 30-2-2 record over a three-year period, best in the nation.

Clemson won three straight ACC titles under his guidance between 1986-88. In 1989, Clemson registered a 10-2 season and top 12 national ranking, the fourth straight season Clemson finished in the final AP top 20. He closed his career with a 27-7 win over West Virginia in the Gator Bowl, his sixth bowl win in eight tries and his fourth in succession.

Ford was the third winningest active coach in the nation on a percentage basis at the end of the 1989 season. He finished with a 96-29-4 career ledger at Clemson and remains one of only two coaches in ACC history with better than a 75 percent winning mark (minimum of four years). He finished with a 76-percent winning percentage and five ACC Championships, second only to Frank Howard's six crowns.

The 1969 Alabama graduate is still the youngest coach to win the national title, as he was just 33-years-old when the Tigers shocked the college football world in 1981. He coached 71 first-team All ACC selections and 26 All-Americans. Forty-two of his former Tigers were drafted by the NFL, and he earned 18 wins over AP top-20 teams during his career, more than any other Clemson coach. Additionally, 11 of his former players won Super Bowl Championship rings. At one stretch his teams were ranked in the AP top 20 for 41 consecutive polls, a Clemson record. He had a 21-7-1 record against coaches that are now in the Hall of Fame.

Ford is a member of the Clemson Hall of Fame, the state of South Carolina Hall of Fame and the Orange Bowl Hall of Fame.

Ford was an All-SEC pick and All-SEC Academic choice at Alabama. He attended Alabama initially on a basketball/football scholarship, but he only played football after his freshman season. Ford played in three bowl games for the Crimson Tide. He later served as head coach at Arkansas from 1994-97. Ford was inducted into the Clemson Ring of Honor on August 31, 2013.



KEN HATFIELD 1990-93

Ken Hatfield led the Tigers to a 32-13-1 record over his four year tenure, led the squad to three bowl appearances and an ACC title. With a victory over Illinois in the 1991 Hall of Fame Bowl, Hatfield became the first Clemson coach to win 10

games in his first year and his .833 winning percentage was the best for a first-year Clemson coach since 1900, when John Heisman was 6-0. That season included six victories over teams with winning records, more than any other team that year with the exception of National Champion Georgia Tech.

Hatfield was also just the eighth coach in the previous 13 years to take a team to a top-10 AP final ranking in his first year with the program, as the Tigers finished the season ranked No. 9 in the AP poll. The Helena, Ark. native would also lead the 1991 and 1993 Tiger teams to top 25-rankings. Clemson became the third school that Hatfield coached to a top-20 ranking, as his 1983 Air Force team ranked No. 15 and he led four Arkansas teams to top-20 rankings. He became the sixth coach in NCAA history to accomplish that feat.

Hatfield played for three years at Arkansas (1962-64) and was a starter on the 1964 National Championship team. The defensive back earned his fame as the nation's top punt returner in 1963 and 1964. He is still the only player to finish in the top two in the nation in punt returns three straight years, as he finished second in 1962. He retired as Rice's head coach in 2005 with 168 career wins. He is now retired and living in Arkansas.



FORMER HEAD COACHES



TOMMY WEST

1993-98

Tommy West's five-year resumé as Clemson head coach included four bowl appearances, 12 road victories, 86 school records and unparalleled academic excellence. West took Clemson to three straight bowl games between the 1995 and

1997 seasons, just the second Clemson coach in history to take the Tigers to bowl games in three straight seasons.

Academically, 61 Tigers made the ACC Academic Honor Roll in his last four years, twice as many as the best previous four-year total in school history.

West took over as head coach on Nov. 29, 1993 and less than a month later had a bowl victory. The former Tennessee tight end succeeded Ken Hatfield, who left four days after a victory over South Carolina to end the 1993 season.

It was West's second tour of duty with Clemson. He had been a linebackers coach under Danny Ford between 1982-89. Clemson was 69-20-4 and had six AP top 20 finishes in that eight-year era.

West coached the Tigers in the 1993 Peach Bowl, a thrilling 14-13 victory over Kentucky. He became the first coach in college history to gain victory in a bowl game in his first game without having coached the team in any capacity earlier in the year.

West's best season was 1995, as Clemson finished the regular season with five straight victories by 17 points or more and was invited to the Gator Bowl. Clemson was ranked in the top 25 of every poll at the end of the 1995 regular season. That Clemson team also finished fourth in the nation in rushing offense.

West recruited some of the top players in Clemson history. The school was in the top 10 in the nation in NFL draftees during the 1998 and 1999 selection process, and all 11 players were recruited by West. The list included three first-round defensive selections (Trevor Pryce, Anthony Simmons, Antwan Edwards). Clemson

was the only school in the nation to have six defensive players drafted in 1999 and the only school to have a first-round defensive choice in 1997, 1998 and 1999.

The native of Gainesville, Ga. finished his career with a 31-28 record and had four wins over top-25 teams. He was the head coach at Memphis from 2001-09 and he led the Tigers to a nine-win season and the program's first bowl appearance in 32 years in 2003. He took Memphis to five bowls overall, and overall he coached in nine bowl games as a head coach. West was the defensive coordinator at Southern Mississippi in 2012 and is now an assistant coach at Middle Tennessee.



TOMMY BOWDEN

1999-08

Tommy Bowden was a consistent winner over his nine-and-a-half years as Clemson's head coach. From 1999-08, he never had a losing season, and that included a streak of eight consecutive winning seasons from 2000-07. Dur-

ing those seasons, only four other Division I coaches had a winning season in all eight of those years with the same program.

Bowden was a two-time ACC Coach-of-the-Year, joining Frank Howard, Charley Pell and Danny Ford with that distinction. He first won the honor in 1999, his first year when he took over a team that had been 3-8 the previous season, to a 6-6 season against a top-10 schedule according to the Sagarin ratings. Clemson played three undefeated teams during the regular season (Marshall, Virginia Tech, Florida State).

His first year included a nationally-televised game against Florida State that featured the first-ever Division I coaching matchup of father and son. Bobby Bowden's Seminoles won that game by a score of 17-14, Florida State's closest game in an undefeated National Championship season. The game attracted over 85,000 fans and the largest media contingent in the

history of Memorial Stadium. There were nine Bowden Bowls overall, with Bobby winning five, but Tommy won four of the last five.

Bowden took Clemson to an 8-0 start and a No. 3 national ranking in 2000 before finishing with a 9-2 regular-season record and a No. 14 final ranking. The regular season concluded with a 16-14 victory over a top-25 South Carolina team. A 50-yard pass from Woodrow Dantzler to Rod Gardner is regarded as one of the most-exciting plays in Clemson history. The following year, Dantzler went on to become the first quarterback in Division I history to reach 2,000 passing yards and 1,000 rushing yards in a single season.

Bowden also won ACC Coach-of-the-Year honors in 2003 when he led the Tigers to a 9-4 record. That season, the Tigers won their last four games, including a 26-10 win over No. 3 Florida State. That is tied for the highest-ranked team Clemson has beaten in school history. Clemson defeated South Carolina 63-17 in the regular-season finale and completed the season with a 27-14 win over No. 6 Tennessee in the Peach Bowl. Clemson finished the year in the top 25 of both polls as well.

Bowden finished with a 7-2 record against the Gamecocks. The 77.8 winning percentage is the best in school history among Tiger coaches who served the program at least five years. All seven of his wins were over Hall of Fame Head Coaches Lou Holtz and Steve Spurrier.

After a 3-3 start to the 2008 season, Bowden resigned on October 13, four days after a 12-7 loss at Wake Forest. He had a 72-45 record (.615) at Clemson for those nine-and-a-half seasons. Bowden never had a losing season, overall or in the ACC, during his nine complete seasons. He led the Tigers to eight bowl games.

Bowden resides in Florida and is a college football commentator for Jefferson-Pilot Network and Fox Sports.

TOMMY BOWDEN, SON OF ONE OF THE NCAA'S WINNINGEST COACHES BOBBY BOWDEN, WAS HEAD COACH OF THE TIGERS FROM 1999-2008.



ASSISTANT COACHES

ADAMS, DWIGHT (Henderson State '58) - Linebackers 1973-75; Defensive Ends 1976-78
AGNEW, F.H. - 1918
AKE, WALLY (William & Mary '72) - Inside Linebackers 1990-93
ALDRIDGE, MILES (Gardner-Webb '71) - Linebackers 1985-89; Defensive Coordinator/Defensive Backs 1993,94; Outside LB/Co-Coordinator, 1995
ALLISON, RODNEY (Texas Tech '78) - Defensive Ends 1999-02
ANDERSON, WILLIE (Clemson '75) - Head J.V. 1977-79; Tight Ends 1979; Defensive Ends 1980,81; Defensive Line 1982
ANDREWS, MICKEY (Alabama '65) - Coordinator/Def. Backs 1977,78; Defensive Backs 1979,80
BAKER, ART (Presbyterian College '53) - Freshmen 1965; Offensive Backs 1966-69
BANKS, B.C. (STUMPY) (Clemson '18) - Backs 1920,21
BARFIELD, DOUG (Southern Mississippi '57) - Offensive Backs 1970,71
BASS, TOM (Maryville '60) - Freshmen 1967-69; Defensive Line 1970-72; Defensive Ends 1973-75; Offensive Backs 1976; Administrative Assistant 1977-79
BECKISH, LARRY (Wichita State '63) - Offensive Ends 1968-70; Freshmen 1972; Offensive Ends 1973-76
BECKMAN, LARRY (Florida '66) - Offensive Line 1990-92
BIBEE, DAVID (Tennessee '75) - Outside Linebackers 1997; Defensive Backs 1998
BISACCIA, RICH (Yankton '83) - Running Backs 1993-98
BLACKWELL, DAVID (East Carolina '97) - Linebackers/Recruiting Coordinator 2003-06; Linebackers 2007,08
BOLT, WAYNE (East Carolina '79) - Tight Ends 1986-89
BOWMAN, R.V.T. - Assistant 1896-98
BRINSON, LARRY (Florida '83) - Running Backs 1990-1993
BROOKS, DAN (Western Carolina '76) - Defensive Tackles 2009,10; Associate Head Coach/Defensive Tackles 2011-14
BUGAR, MIKE (Florida State '67) - Defensive Line 1977-79
BURNS, BURTON (Nebraska '76) - Running Backs 1999-06
BURSON, JOE (Georgia '66) - Freshmen 1970; Defensive Ends 1971,72; Defensive Backs 1973-76
BUSTLE, RICKY (Clemson '77) - Defensive Backs 1979
CALDWELL, ROBBIE (Furman '77) - Offensive Line 2011-14
CARLTON, BOBBY (Newberry '67) - Freshmen 1975
CARSON, JULES (Clemson '14) - Freshmen 1915, 1927-30
CARTER, RONNIE (Arkansas A&M '67) - Freshmen 1973,74; Offensive Line 1975

CHRISTENSEN, CLYDE (North Carolina '79) - Co-Offensive Coordinator/Quarterbacks 1993-95
COHEN, RUSS (Vanderbilt '17) - Defensive Back 1947-54
CONE, FRED (Clemson '51) - Recruiting Coordinator 1961-72
CONOVER, LARRY - Line 1920
COX, CARY (Clemson '49) - Freshmen 1949
COX, WALTER (Clemson '39) - Offensive Line 1940,43,44,46-50
CRAIG, JOHNSON - Freshmen 1933
CROWE, JACK (Alabama-Birmingham '70) - Quarterbacks 1986-88
D'ANDREA, BILL (Indiana State '72) - Graduate Assistant 1983; Offensive Line 1986-89
DAVIS, JOE (Southwestern) - Ends 1931-39
DENNING, DON (Presbyterian College '60) - Recruiting Coordinator 1981; Defensive Backs 1982-85
DICKERSON, RON (Kansas State '71) - Defensive Coordinator 1991,92
DILLARD, BILL (Clemson) - Freshmen 1937,38
EARLE, JAMES (Clemson '89) - Tight Ends 1993,94
ELLIOTT, TONY (Clemson '02) - Running Backs 2011-14
EMORY, ED (East Carolina '60) - Freshmen 1973; Offensive Backs 1974,75; Offensive Line 1976
ENSMINGER, STEVE (Louisiana State '79) - Offensive Coordinator/QBs 1997,98
FORD, DANNY (Alabama '70) - Assistant Head Coach/Offensive Line 1977,78
FOX, LAWRENCE - 1919,20
FRAZIER, R.A. - 1908
FRITTS, GEORGE (Clemson '42) - Line 1943
GANDY, A.P. - Freshmen 1914
GANTT, JOHN W. (Clemson) - Backs 1903-07
GEE, J. B. (Clemson '07) - Line 1927
GETTYS, E.F. (Clemson '22) - Line 1922
GILLIAM, TINK - Freshmen 1925,26
GOODALE, B.E. (Big Ben) (Clemson) - Freshmen 1922,25,29
GOODMAN, JIM (Florida '74) - Recruiting Coordinator 1991-1993
GRACE, RONNIE (Clemson '62) - Freshmen 1968,69; Defensive Line 1970
GUYON, JOE (Carlisle Institute) - Line 1928,29
HALEY, BRICK (Alabama A&M '89) - Outside Linebackers 1998
HALLMAN, CURLEY (Texas A&M '69) - Linebackers 1979,80; Defensive Backs 1981
HAMILTON - 1922
HARBISON, CHARLIE (Gardner-Webb '82) - Defensive Backs 1995-97,08; Co-Defensive Coordinator/Defensive Backs 2009-12
HARPER, SMOKEY - 1927
HARPER, TOM (Kentucky '53) - Assistant Head Coach, Defensive Line 1981-88
HARVEY, B.C. (Clemson '28) - Line 1928
HEFFNER, PETE - Backs 1930-32
HERRIN, LES (Western Carolina '71) - Linebackers 1981-84, Defensive Line 1989-1993; Assistant Head Coach/Defensive Line 1993,94,96-98, Assistant Head Coach/Tight Ends/Tackles 1995
HERRING, REGGIE (Florida State '81) - Inside Linebackers 1993-01, Defensive Coordinator 1997-01
HINES, JACK (West Virginia '71) - Defensive Backs 1999-01; Linebackers 2002; Whips/Rovers 2003; Tight Ends 2004,05
HINSHAW, ROGER (Appalachian State '72) - Outside Linebackers, 1990-1993
HINSON, RANDY (Clemson '36) - Freshmen 1939,40; 1946-48
HOAGLAND, EARL (Purdue) - Offensive Backs 1935,36
HOBBY, MARION (Tennessee '95) - Defensive Line 2005; Defensive Ends 2011; Co-Defensive Coordinator/Defensive Ends 2012,13
HOLLAND, JIM (Appalachian State '71) - Freshmen 1975
HOLLAND, JOE (Clemson '07) - Backs 1909
HOLLAND, LAWSON (Clemson '75) - Receivers 1979-85
HOWARD, FRANK (Alabama '31) - Line 1931-39
JOHNSON, BOBBY (Clemson '73) - Defensive

Coordinator/Defensive Backs 1993.
JOHNSON, ELLIS (The Citadel '75) - Outside Linebackers 1993-96; Defensive Line 1995; Co-Defensive Coordinator 1995; Defensive Coordinator 1996
JONES, BOB (Clemson '30) - Freshmen 1931-39; Offensive Ends/Defensive Ends 1940-65; Defensive Ends 1965-69
JORDAN, WHITEY (Clemson '59) - Freshmen 1959-64; Offensive Ends 1965-67; Offensive Coordinator 1968,69,93; Offensive Line 1970; Offensive Ends 1971,72
KINES, JOE (Jacksonville State '66) - Linebackers 1977,78
KING, BUDDY (Clemson '73) - Offensive Line 1976-1982
KIRK, JERRY (East Tennessee State '63) - Defensive Line 1977
KOENNING, VIC (Kansas State '83) - Defensive Coordinator/Defensive Backs 2005-08
LAYCOCK, JIMMYE (William & Mary '70) - Offensive Coordinator/Offensive Backs 1977-79
LATINA, JOHN (Virginia Tech '79) - Offensive Line 1993-98
LONG, BOBBY (Clemson '69) - Recruiting Coordinator 1968-70
LOVETT, JOHN (C.W. Post '73) - Defensive Coordinator/Defensive Backs 2002-04
MACINTYRE, GEORGE (Miami (Fla.) '61) - Defensive Backs 1970-72
MAJOR, C.S. (Auburn) - Line 1913
MAXWELL, JOHN (Clemson '04) - Backs 1904
MAY, T.E. - 1922-24
MCCORVEY, WOODY (Alabama State '72) - Tight Ends 1983-85; Wide Receivers 1986-89
McFADDEN, BANKS (Clemson '40) - Defensive Backs 1941,46-49; Freshmen 1950-54; Defensive Backs 1955-69
McLELLAN, BILL (Clemson '54) - Freshmen 1966-69
McLEOD, A.P. (Furman) - Line 1927
McMILLAN, GOAT (Clemson '30) - Offensive Backs 1937-41,46-54; Freshmen 1955-64
McWHORTER, MAC (Georgia '73) - Offensive Tackles/Tight Ends 1996-98
MOODY, DARRELL (NC State '70) - Offensive Coordinator/Quarterbacks 1996
MOORE, TOM (The Citadel '67) - Junior Varsity 1971-75; Defensive Backs 1976; Receivers 1977,78; Graduate Assistant 1988
MORRIS, CHAD (Texas A&M '92) - Offensive Coordinator/Quarterbacks 2011-14
MORRIS, W.C. - 1916,19
MOSS, C.S. (Clemson) - Freshmen 1933
MURRY, DON (Arkansas A&M '66) - Offensive Coordinator/Quarterbacks 1974,75, Running Backs 1973-76
NAPIER, BILLY (Furman '03) - Tight Ends 2006; Tight Ends/Recruiting Coordinator 2007,08; Quarterbacks/Recruiting Coordinator 2008; Offensive Coordinator, Quarterbacks 2009,10
NORMAN, ROCK (Roanoke '15) - Freshmen 1940-42,46-54
NORWOOD, GORDON (Arkansas '69) - Freshmen 1970-72
O'CAIN, MIKE (Clemson '77) - Graduate Assistant 1977; Quarterbacks 2000-04; Offensive Coordinator 2004
OLIVER, BILL (Alabama '62) - Defensive Backs 1986-89; Defensive Coordinator 1989
ORGEL, FRANK (Georgia '61) - Defensive Line 1980
OWEN, DUKE (Georgetown '53) - Freshmen 1970; Offensive Line 1971-75
PADGETT, FRANK (Clemson '21) - Line 1926
PATTON, BOB (Clemson '53) - Freshmen 1966
PEARMAN, DANNY (Clemson '87) - Offensive Tackles & Tight Ends 2008; Assistant Head Coach/Offensive Tackles/Tight Ends 2009,10; Assistant Head Coach/Special Teams Coordinator/Tight Ends 2011-14
PELL, CHARLEY (Alabama '63) - Assistant Head Coach/Defensive Coordinator 1976
POWELL, ANDRÉ (Indiana '89) - Running Backs 2007-08; Running Backs/Special Teams Coordinator 2009,10
RAMSEY, GEORGE - Backs 1933,35
REED, MIKE (Boston College '94) - Defensive Backs 2013,14
REEDY, CHUCK (Appalachian State '71) - Of-

fensive Backs 1978-89
RICHARDS, CUL - Line 1924,25
RODRIGUEZ, RICH (West Virginia '86) - Assistant Head Coach/Offensive Coordinator/Quarterbacks 1999,00
ROGERS, TOM (Duke) - Ends 1942
RUMPH, CHRIS (South Carolina '94) - Defensive Line 2006-10
SATTERFIELD, STEVE (South Carolina '60) - Freshmen 1971; Offensive Backs 1972,73
SANDERS, RED (Vanderbilt '26) - Backs 1928-30
SCHILLETTER, WILLIAM A. (Clemson '15) - Line 1915,19
SCOTT, BRAD (South Florida '79) - Assistant Head Coach/Tight Ends 1999-03; Assistant Head Coach/Offensive Coordinator 2000-03; Assistant Head Coach/Offensive Line 2004-06; Associate Head Coach/Offensive Line 2007-10
SCOTT, JEFF (Clemson '02) - Wide Receivers 2008, Recruiting Coordinator/Wide Receivers 2009-14
SEGARS, KEN (Clemson) - Freshmen 1939
SHAW, ED - Backs 1921
SHIVELY, DOUG (Kentucky '59) - Linebackers 1970-72
SMITH, BOB (Furman '34) - Defensive Line 1950-62; Defensive Coordinator/Defensive Line 1963-65, Defensive Coordinator/Linebackers 1966-69
SMITH, THIELEN (Louisiana State '77) - Defensive Line 1999-03; Whips/Rovers 2004
SPENCE, ROB (Iona '81) - Offensive Coordinator/Quarterbacks 2005-08
STEELE, KEVIN (Tennessee '81) - Defensive Coordinator/Linebackers 2009-11
STEELMAN, HAROLD (Arkansas '55) - Defensive Line 1973-76
STOCKSTILL, RICK (Florida State '82) - Quarterbacks 1989-93; Wide Receivers 1994-02; Passing Game Coordinator 1993; Co-Offensive Coordinator 1993-95; Recruiting Coordinator 1998-02
STOKLEY, NELSON (Louisiana State '68) - Quarterbacks 1980-85; Offensive Coordinator 1982-85
SWINGER, BILL (SC State '65) - Freshmen 1973-75
SWINNEY, DABO (Alabama '93) - Wide Receivers 2003-06; Assistant Head Coach/Wide Receivers 2007,08
TROTT, BOBBY (North Carolina '76) - Defensive Coordinator 1990
VAN DER HEYDEN, LARRY (Iowa State '62) - Offensive Line 1979-92, Offensive Coordinator 1990-92
VENABLES, BRENT (Kansas State '92) - Defensive Coordinator/Linebackers 2012-14
WADE, DON (Clemson '52) - Freshmen 1953-58; Offensive Line 1959-67; Administrative Assistant 1983-88
WALLER, CHARLEY (Oglethorpe '42) - Offensive Backs 1957-65
WARE, BILLY (Clemson '70) - Defensive Backs 1978; Defensive Ends 1979; Administrative Assistant 1980
WEST, RON (Clemson '79) - Offensive Line 1999-03; Outside Linebackers 2004-08
WEST, TOMMY (Tennessee '75) - Defensive Ends 1982-89
WHITE, W.P. (Clemson '10) - Offensive 1910
WHITT, RICK (Catawba '76) - Defensive Backs 1980,81; Defensive Ends 1982,83
WILD, ORMAND (Clemson '54) - Freshmen 1965
WILLIAMS, R.C. - 1908
WILSON, RICHARD (Arkansas '81) - Wide Receivers 1990-92
WISE, CARL (King '37) - Offensive Backs 1955,56
WRENN, CLYDE (NC State '65) - Freshmen 1972; Recruiting Coordinator 1973-77, 1985-90
YOUNG, THEO (Arkansas '88) - Wide Receivers 1993

Note: Only includes coaches who served during the season.



BILL D'ANDREA



LETTERMEN

A		
Player	VL	Year(s)
Aaron, Jack	3	1961,62,63
Abdullah, Rahim	3	1996,97,98
*Abell, Frank	2	1931,32
Abney, Terrence	1	1992
Abrams, Jimmy	2	1966,67
Adams, Eddie	1	2008
*Adams, J.P.	3	1914,15,16
Abreu, Ed	1	1978
Adams, Dymon	1	1998
*Adams, Gaines	4	2003,04,05,06 ^{cc}
Adams, Keith	3	1998,99,00
Adams, Spencer	2	2009,10
Adams, Rod	1	1991
Addison, Jimmy	3	1965,66,67 ^{cc}
*Adkins, Gary	4	1976,77,78,79
Aiken, Martin	2	2013,14
Albergotti, Toby	1	2002
Alexander, Gary	3	1973,74,75
Alexander, Kevin	4	2006,07,08,09
Alexander, Mackensie	1	2014
Alford, Hugh	1	1945
*Alford, J.L.	1	1916
*Aliffi, Vic	2	1961,63
*Allen, Banks	2	1906,07
Allen, Dwayne	3	2009,10,11
Allen, Michael	4	1995,96,97,98
Allen, Terry	3	1987,88,89
Allen, Thad	4	1974,75,76,77
Alley, Kendall	3	1981,82,83
*Allison, J.W. (Switzer)	4	1917,18,19,20
Altman, Ed	2	1996,97
Ammons, Billy	3	1966,67,68 ^{cc}
*Anderson, Ben	3	1970,71,72
Anderson, Jack	3	1968,69,70
*Anderson, Joe	3	1960,61,62
*Anderson, Randy	3	1985,86,87
Anderson, Sam	3	1958,59,60
Anderson, Tony	3	1970,71,72
Anderson, Willie	3	1972,73,74 ^{cc}
Andreas, Karl	3	1971,72,73
Andreo, Ron	3	1959,60,61 ^{cc}
Andrews, Daniel	4	2008,09,10,11
Ankuta, Neuf	2	1954,55
Anthony, Shaq	2	2012,13
Anthony, Stephone	4	2011,12,13,14 ^{cc}
Anthony, Vernie	2	1981,82
Ard, Wendall	2	1943,44
Ardley, Alex	3	1998,99,00
Ariiri, Obed	4	1977,78,79,80
*Armstrong, F.E. (Boo)	3	1918,19,20 ^c
*Armstrong, Hoyt	1	1921
Armstrong, Junior	1	1930
Armstrong, Lon	3	1959,60,61
Arrington, Vandell	3	1981,82,83
*Arthur, Gary	3	1966,67,68
*Asbill, Henry	3	1927,28,29
Ashe, Terrance	4	2007,08,09,10
Austin, Cliff	4	1978,80,81,82
Austin, Javis	2	1997,98
*Austin, P.B. (Plowboy)	2	1925,26
Austin, Thomas	4	2006,07,08,09 ^{cc}
*Avery, Wingo	3	1953,54,55 ^{cc}


B		
Player	VL	Year(s)
Baham, Curtis	3	2003,04,05
*Bailes, J.P.	3	1919,20,21
*Bailes, W.B.	1	1922
*Bailey, Bob	3	1936,37,38
Bailey, Greg	1	1987
Bailey, Matt	4	1998,99,00,01
Bailey, Rick	3	1982,83,84
Bak, Jeff	4	1985,86,87,88
Baker, Adrian	1	2014
Baker, Archie	3	1950,51,52
Baker, Bryan	1	2007
Baker, Carl	1	1996
Baker, Wayne	3	1969,70,71
Baldwin, Bob	1	1964
Baldwin, Mike	1	1974
Balles, Joe	2	1961,63
Banasiewicz, Brent	3	1995,96,98
*Banks, B.C. (Stumpy)	5	1915,16,17,18,19 ^c
Barbary, Bill	2	1955,57
Barber, Mike	4	1991,92,93,94
Barfield, Don	3	1964,65,66
Barnes, Daniel	1	2010

Barnes, Gary	3	1959,60,61
Barnes, Tavaris	4	2011,12,13,14
Barnette, Jimmy	2	1968,69
*Barnwell, T.G.	1	1902
Barry, Durrell	4	2006,07,08,09
Barter, Lynn	2	1971,72
*Bartlet, J.H.	1	1917
Bartley, Howard	3	1996,97,98
Barton, Paul	1	1994
Barton, Tom	3	1950,51,52
Basich, Rick	1	1980
Basileo, Derek	1	1997
*Bates, Joe A. (Warhorse)	3	1909,10,11
*Bates, J. Mc	1	1918
Battle, Isaiah	3	2012,13,14
Bauman, Charlie	4	1977,78,79,80
Beasley, David	4	2011,12,13,14
Beasley, Gene	4	1985,86,87,88
Beasley, Kenny	1	1985
Beasley, Vic	4	2011,12,13,14
Bell, Jimmy	3	1962,63,64 ^{cc}
Bell, Randy	1	1967
Bell, Larry	2	1969,70
Bell, Wayne	3	1964,65,66
Bell, William	1	1988
Bellamy, Mike	1	2011
*Bellows, C.A.	1	1900
Belton, Mitch	3	1988,89,90
Bench, Elmer	4	1994,95,96,97
Bengel, Gordy	3	1971,72,73
Benish, Dan	4	1979,80,81,82
Bennett, Charles	4	2002,03,04,05 ^{cc}
Bennett, Nathan	4	2003,04,05,06
Benton, Spencer	4	2009,10,11,12
Berlin, Steve	3	1983,84,85 ^{cc}
Berry, Mike	1	1989
*Berry, Joe (Net)	3	1934,35,36 ^c
Berryhill, Tony	3	1979,80,81
Bethea, Fitzhugh	1	1983
Bethea, Frank	3	1973,74,75
Bever, Joe	1	2002
Beville, Scott	3	1988,89,90
Billie, Tramaine	4	2003,04,05,07
*Bissell, Paul L.	3	1909,10,11 ^c
*Black, Carl	3	1936,38,39 ^{cc}
*Black, Manuel	3	1934,35,36 ^{cc}
Black, Nick	3	2000,01,02
Black, Tommy	1	1961
*Black, Wendall	3	1959,60,61
Blackwelder, Tim	1	1975
Blackwell, Joe	2	1963,64
*Blain, J.M.	1	1896
*Blakeney, Rock	1	1930
*Blalock, Joe	3	1939,40,41
Blanks, Travis	2	2012,13
Blanton, Bo	2	1979,80
*Blease, J.W.	2	1898,00
*Blessing, Jim	2	1939,40
Blinsky, Nick	1	1993
Blunt, Rodney	4	1990,91,92,93
Bodine, Rob	3	1989,90,91 ^{cc}

Bodrick, Altroy	4	1998,99,00,02
Bolin, Doug	1	1991
Bollinger, Rich	1	1976
Bolubasz, John	3	1971,72,73
Boozer, Tom	3	1972,73,74
Bosler, Bob	3	1970,71,72
Bost, Ed	3	1959,60,61
Bostic, Jeff	3	1977,78,79
Bostic, Joe	4	1975,76,77,78
Boulware, Ben	2	2013,14
Bounds, David	1	1981
Bowen, Joe	2	1953,55
Bowers, Da'Quan	3	2008,09,10
Bowick, Ray	1	1958
Bowlan, Roland	2	1973,74
Bowles, H. Julian	3	1923,24,25
Bowles, M.G. (Monk)	3	1929,30,31
Bowman, Nick	3	1979,80,81
Boyd, Tajh	4	2010,11,12,13 ^{cc}
Boyer, Shelton	3	1983,84,85
Boyette, Johnny	3	1962,64,65 ^{cc}
*Boykin, Bolivar	1	1909
*Box, Carlton	1	1984
Bradford, Eric	2	1995,96
*Bradley, L.T. (Prep)	1	1925
*Brady, Kevin	2	1984,85
Branch, Andre	4	2008,09,10,11 ^{cc}
*Brandon, T.B.	3	1914,15,16
Brantley, Craig	3	1973,74,75
Brantley, Derrick	2	2001,02
Branton, Joey	3	1965,66,67
Bratton, Bruce	4	1988,89,90,91
Bray, Cliff	3	1976,77,78
*Breedlove, Billy	1	1956
*Breedon, Joe	1	1901
Breeland, Bashaud	3	2011,12,13
Brevard, Darrell	1	2013
Brewer, Xavier	4	2009,10,11,12 ^{cc}
Brewster, Doug	4	1987,88,89,90
Brice, Michael	1	1996
Brickley, Glenn	1	1985
Brisacher, Art	3	1971,72,73
Brisendine, Rod	1	1946
*Bristol, W.H.	3	1912,13,14
*Britt, Ben	3	1910,11,12 ^c
*Britt, D.C. (Toots)	2	1907,09
*Britt, S.L.	1	1910
Broadwater, Crosby	2	1986,87
Brodie, Bunny	2	1948,49
*Brock, W.T.	2	1896,97 ^c
Bromell, Lorenzo	2	1996,97
Brooks, Jonathan	4	1975,76,77,78
Brooks, Zac	2	2012,13
Broomfield, Donald	4	1995,96,97,98 ^{cc}
Brown, Dave	1	1962
Brown, Gary	4	1979,80,81,82
*Brown, H.W.	1	1916
Brown, Jaron	4	2009,10,11,12 ^{cc}
Brown, Kantrell	4	2008,09,10,11
Brown, Ken	4	1980,81,83,84
Brown, Kourtnei	4	2007,08,10,11

Brown, Lester	4	1976,77,78,79
Brown, Lockie	1	1981
Brown, Marlon (Bubba)	4	1976,77,78,79 ^{cc}
Brown, Mike	3	1989,90,91
Brown, Norris	4	1989,90,91,92
Brown, Ray	4	1979,81,82,83
Brown, Ricky	3	1971,72,73
Brown, Roy	4	1980,81,82,83
*Brown, Tom I.	3	1933,34,35
*Browne, G.H. (Skeet)	1	1913
Browning, Kyle	3	2003,04,05
Browning, Sebo	1	1984
Brumley, Lacy	4	1974,75,76,77
*Brunson, Jack	3	1948,49,50
Brunson, Lawrence	2	1984,85
*Bruorton, H.B.	3	1954,55,56
*Bryant, Bill	3	1935,36,37
Bryant, Dwayne	3	1990,91,92
Bryant, Jeff	4	1978,79,80,81
*Bryant, Joe	3	1950,51,52
Bryant, Martavis	3	2011,12,13
*Bryant, Shad	3	1937,38,39
Bryant, Terry	4	1997,98,99,00
Buchholz, Mark	2	2007,08
Buckner, Brentson	4	1990,91,92,93
Buckner, Mike	3	1971,72,73 ^{cc}
Buford, William	1	1992
Bukowsky, Dick	3	1969,70,71
Bullard, Wilbur	1	1983
Bulman, Matt	1	1994
Bundren, Jim	4	1994,95,96,97
Bunton, Donnie	3	1955,56,57
Bunton, Ted	3	1962,63,64 ^c
Burbick, Bruce	1	1967
Burgess, Robert	2	1973,74
Burgner, Grady	3	1967,68,69
Burley, Rion	1	1993
*Burnett, George	3	1966,67,68
Burnette, Derek	2	1992,93
Burnette, Kevin	1	2003
Burrell, T.J.	2	2013,14
*Burton, C.C.	2	1921,22
Burton, Dave	1	1965
Burton, Richard	1	1984
Buscher, L.E.	2	1934,36
Bush, Jack	3	1955,56,57
Bush, Jovon	4	1998,99,00,01
*Bussey, Charlie	3	1954,55,56 ^c
Bussie, Arthur	2	1990,91
Bustle, Rickey	3	1974,75,76
Butcher, Brian	3	1980,81,82
Butler, Butch	4	1941,42,43,45
Butler, Crezdon	4	2006,07,08,09
Butler, Jerry	3	1976,77,78
Butler, Matt	4	1995,96,97,98
Butler, Richard	3	1982,83,84
Buttermore, Curt	3	1972,73,74
Butz, Sam	1	1945
*Byers, Monty	1	1942
Byers, Roderick	3	2012,13,14
*Byrd, Gary	3	1950,51,52
Byrd, Gary	4	1999,00,01,02

C		
Player	VL	Year(s)
*Cagle, Bully	3	1940,41,42
Cagle, John	3	1966,67,68
Cagle, Mavis	4	1944,45,46,47
Cain, Harold	3	1974,75,76
Cain, Jack	3	1978,79,80
Cain, Sammy	3	1967,68,69
Caldwell, Charlie	2	1969,70
Caldwell, Mark	1	1980
Calhoun, Darren	4	1990,91,92,93
Callahan, Sonny	1	1971
Callicutt, Ken	4	1973,74,75,77
Calvert, Forrest	2	1950,53
*Calvert, Jackie	3	1948,49,50
*Calvert, Jim	2	1949,50
Cameron, DeChane	3	1989,90,91 ^{cc}
*Camp, Bill	1	1904
Campbell, Blake	1	1988
Campbell, Jeremy	4	2006,07,08,09
Candler, Steedley	1	1967
*Cann, George	2	1920,21
Cannon, Brandon	3	2003,05,06
*Cannon, C.L.	1	1907
*Cannon, W.M.	1	1915
Caplan, Stu	2	1964,65
Capote, Christian	3	2005,06,07




DWAYNE ALLEN

LETTERMEN

Caputo, Paul	3	1990,91,92
Carey, Chris	1	2006
Carothers, Rocky	3	1948,49,50
Carr, Brian	1	2003
Carr, Michael	1	1989
Carson, Chad	4	1998,99,00 ^{cc} ,01 ^{cc}
* Carson, Gene	2	1948,49
* Carson, Jules L. (Doc)	4	1910,11,12,13
Carson, Lynn	2	1973,75
Carswell, Robert	4	1997,98,99,00
Carter, Andre	4	1993,94,95,96
* Carter, Bert	1	1906
Carter, Henry	4	1984,86,87,88
Carter, Oscar	2	1969,70
Carter, Ryan	1	2014
Case, Johnny	3	1961,62,63
Cassady, Sonny	3	1968,69,70
Cassidy, Richard	1	1992
Catanzaro, Chandler	4	2010,11,12,13
* Cathcart, Joe	1	1933
Catoe, Jimmy	3	1966,67,68 ^c
Cauble, Charlie	1	1969
* Caughman, F. Porter	1	1907
* Caughman, Kenny	3	1911,12,13
Chamberlain, Force	3	1970,71,72
Chambers, Sadat	4	2006,07,08,09
Chancellor, Chris	4	2006,07,08,09 ^{cc}
Chancellor, Demerick	1	2006
Chandler, Tommy	1	1949
Charpia, Bo	1	2001
Charpia, Ryan	2	2003,04
Charpia, Rusty	3	1986,87,88
Chappelear, Glenn	1	1984
Chappell, Henry	1	1943
Chappell, James	3	1995,96,97
* Charleston, Pat	3	1983,84,85
Chason, Cole	4	2003,04,05,06
Chatlin, Rabbit	3	1957,58,59
Chavis, Miguel	4	2007,08,09,10
Chavous, Raymond	4	1985,86,87,88
Cheatham, Andy	3	1982,83,84
Cheek, Randy	2	1980,81
Chester, Jermyn	3	2000,01,02
Childers, Stan	1	1971
Childers, Tim	3	1981,82,83
Childers, Tracy	2	1962,63 ^c
Childers, Wilson	3	1965,66,67
Childress, Gary	4	1997,98,99,00
* Childress, John	3	1948,49,50
Childress, O.J.	4	1995,96,97,98
Chipley, Bill	2	1940,41
Choice, Adam	1	2014
* Chovan, Phil	1	1938
* Chreitzberg, C.K.	1	1898
* Chreitzberg, A.M.	1	1896
Christian, Quandon	4	2010,11,12,13 ^{cc}
Chuy, Don	2	1961,62
Ciniero, Geoff	2	1985,86
Ciurciu, Vince	2	1998,99
Clamp, John	1	1991
Clanton, Ray	4	1945,46,47,48
* Clardy, Warren	1	1904
Clark, Brian	3	1979,80,81
* Clark, Chip	3	1942,45,46 ^c
Clark, Donnell	4	2003,04,05,06
Clark, Dwight	4	1975,76,77,78
* Clark, W.C.	2	1906,07
Clay, Antonio	3	2005,06,07
Clayton, David	1	1984
Clear, Brandon	3	2008,09,10
Clear, Byron	2	2008,09
Clemons, Chris	4	2005,06,07,08
Cleveland, Olin	2	1945,46
Clifford, Chris	2	1975,76
Clifford, Mark	1	1979
* Cline, Doug	3	1957,58,59
Cloy, Mason	4	2008,09,10,11
Cobb, Joe	1	1989
Cobb, Maret	3	1972,73,74
* Cochran, J.T. (Boots)	3	1908,09,10
Cockfield, Barry	1	1966
Coffey, Bob	2	1974,75
* Cogburn, H.L.	1	1903
* Colbert, W.C. (Pinky)	3	1919,20,21
Coleman, Bob	3	1959,60,61
* Coleman, Dan	3	1937,38,40
Coleman, Duane	4	2003,04,05,06
Coleman, Eric	4	2001,02,03,04 ^{cc}
Coleman, Jim	3	1954,55,56
* Coles, Marion (Pony)	3	1910,11,12

* Coles, Stick	3	1906,07,08 ^c
Coley, James	4	1985,86,87,88
Collins, Jason	3	1994,95,97
* Collins, Joe	1	1928
Collins, Michael	2	2003,04
Compton, Gary	2	1958,59
Cone, Fred	3	1948,49,50 ^c
* Connelly, Bill	2	1909,10
Conner, Kavell	4	2006,07,08,09 ^{cc}
* Cook, Pete	3	1950,51,52
Cooper, Gary	4	1986,87,88,89
Cooper, Jay	3	1964,65,66
Cooper, Richard	2	1963,64
Cooper, Sam	4	2011,12,13,14 ^{cc}
Cooper, Scotty	3	2007,08,09
Cordileone, Lou	3	1957,58,59
* Cornell, Mike	3	1973,74,75
Coursey, Tom	1	1949
* Cox, Carol	4	1945,47,48,49
* Cox, Cary	2	1946,47 ^c
Cox, Ed	1	1949
* Cox, Jack	2	1948,49
* Cox, M.E.	2	1914,15
* Cox Jr., Walter	2	1938,39
Cox, Walter III	3	1961,62,63
* Cox, Wyatt	2	1957,58
Craig, Arthur	3	1965,55,67
Craig, Bob	3	1966,68,69
Craig, Joe	1	2011
* Craig, Johnson	2	1931,32
* Craig, Marion (Hawk)	3	1940,41,42 ^{cc}
Crain, Pat	3	1962,63,64
Crain, Willis	1	1954
Crawford, Barclay	3	1950,51,52
Crawford, Corey	4	2011,12,13,14
Crawford, Craig	2	1983,84
Crawford, Eddie	1	1974
Creed, Steve	1	2003
Crite, Brendon	3	1980,81,82
Crolley, Ronnie	3	1959,60,61
Crooks, Kenya	3	1994,95,96
Cropp, Willie	2	1966,68
Crosby, Roscoe	1	2001
Cross, Marvin	3	1992,93,94
* Crout, Sammy	2	1958,59
Crowder, Tyrone	1	2014
Croxton, Bill	3	1933,34,35
Cruce, Jeff	2	1983,84
Crutchfield, Darrel	4	1997,98,99,00
* Cumbie, Alton	2	1944,45
Cumbie, Jamie	3	2006,07,09
Cunningham, Bennie	3	1973,74,75 ^{cc}
Cunningham, James	1	1975
* Cummings, Pony	3	1932,33,34
Currie, Airese	4	2001,02,03,04 ^{cc}
Currie, Rudy	3	1995,96,97
Curry, Carlos	4	1992,93,94,95
Curtis, Ralph	1	1946
Curtis, Rodney	1	1985
* Cuttino, H.B. (Hop)	2	1925,26
Cyrgalis, Pat	1	1999

D		
Player	VL	Year(s)
Daigneault, Doug	2	1958,59
* Dailey, B.T.	1	1915
Daniel, Ralph	3	1969,70,71
Danforth, Kenny	3	1983,84,85
Dantzler, Ellis	3	1963,64,65
Dantzler, Woodrow	4	1998,99,00,01 ^{cc}
Davidson, C.J.	2	2013,14
* Davidson, L.S.	2	1925,26
Davis, Billy	4	1980,81,82,83
Davis, Chip	4	1986,87,88,89
Davis, Cortez	1	2012
Davis, David	4	1988,89,90,91
Davis, Dexter	3	1988,89,90
* Davis, Footsie	3	1930,31,32
* Davis, Guy	3	1926,27,28
Davis, Hal	3	1962,63,64
Davis, Heide	3	1970,71,72
Davis, James	4	2005,06,07,08 ^{cc}
Davis, Jason	4	1990,91,92,93
Davis, Jeff	4	1978,79,80,81 ^{cc}
Davis, Jerry	2	1972,73
Davis, Jud	4	1944,45,47,48
Davis, Kalon	4	2011,12,13,14
Davis, Orlando	1	1995
* Davis, St. Clair	1	1928
Davis, Ty	3	1982,83,84



MIKE EPPLEY

Davisson, Kyle	1	2008
Dawkins, Brian	4	1992,93,94,95
Dawson, Eric	1	1985
Day, Dean	1	1981
Dean, Jad	4	2003,04,05,06
* Deahardt, Luke	4	1946,47,48,49
Deahardt Jr., Luke	1	1971
DeBardelaben, Bob	2	1958,59
DeBeer, Tim	4	2003,04,05,06
Decock, Bruce	3	1971,72,73
* DeCosta, E.J. (Beef)	2	1901,02
* Deitz, Frank	2	1939,40
* DeLoach, Billy	1	1949
Deluliis, Frank	4	1985,86,87,88
Delusme, Ronny	3	2001,02,03
Demaras, Steven	1	2011
Demery, Pete	1	1981
Demps, Reggie	2	1989,90
DePew, Bill	2	1968,69
DePrimio, Nick	1	2003
* Derrick, O.L. (Puss)	3	1903,05 ^c ,06
Derriso, Steve	4	1990,91,92,93
DeSimone, Dick	3	1954,56,57
DeStefano, Patrick	1	2013
DeSue, Tony	4	1993,94,95,96
Devane, William	4	1980,81,82,83
Dial, Alex	1	1992
* Dickson, Laury	1	1905
Dieckmann, Phillip	1	2004
Diehl, Chad	4	2008,09,10,11 ^{cc}
Diggs, Bubba	4	1978,79,81,82
* Dillard, Bill	3	1932,33,34
DiMucci, Dan	3	1949,50,51
Dingle, Adrian	4	1995,96,97,98
Diomande, Andrew	1	2006
Dixon, Bruce	1	1989
Dixon, Terrance	1	1992
Dodd, Kevin	2	2012,14
Dolce, Chris	2	1978,79
Donaldson, Richard	3	1982,83,84
Dorn, Jim	3	1969,70,71
* Dotterer, E.G. (Gilly)	2	1922,23
Dotherow, Fudge	1	1962
* Douthit, Claude (Pug)	4	1898,99,00,01 ^c
Downer, Cole	2	2004,05
Downs, Anthony	2	1994,95
* Dozier, Ted	3	1931,32,33
Drag, Mark	4	1985,86,87,88
Driver, Stacey	4	1982,83,84,85
* Duckett, Graves	1	1916
* Duckworth, Joe	3	1898,99,00
Ducworth, C.H.	1	1974
Ducworth, George	3	1968,69,70
Ducworth, Ronnie	3	1966,67,68 ^{cc}
Ducworth, Thomas	1	1973
Dukes, Marion	4	2003,04,05,06
* Dukes, Mike	3	1956,57,58
Duley, Tom	1	1965
Dumas, Charlie	3	1962,63,64
Duncan, John	1	1984

Dunhan, David	4	2002,03,04,05
* Dunlap, Tom	2	1919,20
Dunn, Adrien	1	2014
Dunn, K.D.	4	1981,82,83,84
Dunnican, Kelton	3	1994,95,96
* Durham, Steve	4	1977,78,79,80
Dye, Tyshon	1	2014
Dye, Xavier	4	2007,08,09,10
Dyer, Clint	3	1945,46,48
* Dyess, Jimmie	1	1929

E		
Player	VL	Year(s)
Earle, James	4	1984,85,86,87
* Earle, J.C.	1	1900
Early, John	1	2008
Eason, Nick	4	1999,00,01,02 ^{cc}
Easton, Lance	2	1991,92
Eaves, Robin	1	1990
Eberhart, Terry	1	1958
Edwards, Antwan	4	1995,96,97,98
Eidson, Wesley	2	1967,68
Eley, Thomas	1	1975
Ellenburg, Charlie	2	1966,67
Ellington, Andre	4	2009,10,11,12 ^{cc}
Elliott, Tony	4	2000,01,02,03 ^{cc}
Ellis, David	2	1999,00
Ellis, Joe	3	1981,83,84
Ellis, Wesley	3	1996,97,98
* Ellison, Gill	2	1904,05
Elvington, B.B.	3	1968,69,70 ^{cc}
* Emanuel, Emmett	3	1920,21,22 ^c
* Emerson, Jack	1	1947
Engel, Karl	1	1962
English, Tom	1	1968
Enzor, Scott	2	1985,86
Eppes, Roy	2	1976,77
Eppley, Mike	3	1982,83,84 ^{cc}
* Epps, M.H. (Pepper)	1	1910
Esgro, Greg	1	1984
* Eskew, H.L. (Bud)	3	1925,26,27 ^c
Ethridge, Brooks	1	1970
Ethridge, Don	3	1969,70,71
Etta-Tawo, Etta	1	2006
Evans, Charlie	1	1962
Evans, David	3	1997,98,99
Evans, Leomont	4	1992,93,94,95
Eyler, Rick	2	1968,70
* Ezell, J.F. (Sam)	2	1909,10
* Ezell, R.B. (Doc)	1	1912

F		
Player	VL	Year(s)
Fabers, Leon	2	1972,73
Facciolo, Mike	3	1964,65,66 ^c
Faerber, Nelson	3	2006,07,08
Fajgenbaum, Phillip	4	2010,11,12,13
Farnham, Dave	3	1969,70,71
Farr, James	4	1980,81,82,83 ^{cc}
Feaster, Rodney	4	1999,00,01,02



LETTERMEN

Fellers, Mark	3	1972,73,74 ^{cc}
* Fellers, Stan	3	1932,33,34
Few, Bill	3	1955,56,57
* Fewell, J.A. (Jake)	2	1924,25
Fewster, Butch	3	1990,91,92
Fields, Stacy	4	1987,88,89,90 ^{cc}
* Finklea, Gary	3	1923,24,25 ^c
* Finley, States Right G.	2	1916,17
Fisher, Brad	3	1979,80,81
Fitzpatrick, Pat	1	1978
Flagler, Terrence	4	1982,84,85,86 ^{cc}
* Flathman, Gene	1	1936
Fleming, F	2	1907,08
* Fleming, J.M. (Fatty)	1	1925
* Fleming, Vic	2	1930,31
* Fleming, W.H.	2	1929,30
Flesch, Jeb	4	1988,89,90,91
Fletcher, Rodney	2	1988,89
Flowers, Bradley	1	2007
Flowers, Kenny	4	1983,84,85,86
* Floyd, George	2	1939,40
* Floyd, Joe	1	1993
Fogle, Lou	3	1961,62,63
* Folger, Mac	3	1934,35,36
Forbush, Matt	1	2005
Forbush, Wes	1	2013
Ford, Andy	4	1993,94,95,96
Ford, Brandon	4	2009,10,11,12
Ford, Jacoby	4	2006,07,08,09
Ford, Peter	4	1993,94,95,96
* Fordham, Red	2	1930,31 ^c
Forney, Warren	4	1991,92,94,95
Foster, Jon	1	1988
* Forsythe, J.A. (PeeWee)	3	1901,02,03
* Forsythe, W.C.	4	1898,99,00,01
Fortner, Jeff	2	1991,92
Fountain, Maurice	4	2001,02,03,04
Fox, Angelo	2	1987,88
Fox, DoMarco	4	1996,97,98,99
Francis, Touré	3	2000,01,03
Franklin, Chris	2	1993,94
* Franklin, Harry	2	1941,42
Freeman, Dalton	4	2009,10,11,12 ^{cc}
* Freeman, Eddis	4	1943,44,45,46
* Frew, W.L. (Red)	1	1918
Frierson, Bob	1	1982
* Fritts, George	3	1939,40,41
Fry, Dustin	4	2003,04,05,06
Fry, Roman	4	2003,04,05,06
Fudge, Jamaal	4	2002,03,04,05 ^{cc}
Fuller, Steve	4	1975,76,77 ^{cc} ,78 ^{cc}
Fulmer, John	3	1967,68,69
Fulmer, Zach	1	2013
Funderburk, Mike	1	1968
Furr, Stephen	3	2002,04,05
* Furtick, Fritz	4	1903,04,05,06 ^c

G

Player	VL	Year(s)
Gabriel, Elsmore	2	2006,07
Gaddis, C.J.	3	2004,05,06
* Gage, Bobby	4	1945,46,47,48
Gaillard, Jerry	4	1978,79,80,81
* Gainer, Chick	4	1943,46,47,48
Gaither, Darius	1	2007
Gallman, Wayne	1	2014
Galloway, G.G.	4	1972,73,74,75
Galuska, Pete	3	1969,70,71
Gamble, Jason	2	1997,98
* Gandy, A.P. (Hop)	4	1909,11,12,13 ^c
* Gantt, W.A.	1	1905
* Gantt, Jonnie	1	1902
Gardner, Joel	2	2000,01
Gardner, Rod	4	1997,98,99,00 ^{cc}
Gardocki, Chris	3	1988,89,90
Garick, Richard	3	1966,67,68
* Garrison, Bill	2	1902,03
* Garrison, C.C.	1	1923
Garrison, Gene	1	1953
* Gaskin, Dreher	3	1950,51,53 ^{cc}
Gasque, Mike	2	1980,81
* Gassaway, Jim	2	1928,29
* Gaston, Clark	3	1961,62,63
* Gaston, R.T.	3	1905,06,07
Geathers, Eddie	3	1978,79,80
* Gee, C.F. (Little Mutt)	3	1912,13,14
* Gee, J.G. (Mutt)	4	1914,15,16,17
Gehret, Guy	3	1972,73,74
Gemas, Kevin	2	1983,84
Gennerich, Gary	3	1970,71,72

* Gentry, Charlie	3	1896,97,98
* Gentry, Frank	3	1950,51,52
Geohaghan, Ronald	1	2013
* George, A.P.	2	1899,00
* George, Buck	4	1951,52,53,54 ^{cc}
Gerald, Henry	1	1965
Gerrald, Steve	1	1988
Geter, Eric	4	1989,90,91,92
* Gettys, E.F. (Red)	4	1918,19,20,21
Gibbs, Steve	4	1974,76,77,78
Gibson, Cameron	1	1988
Gibson, Ford	2	1972,75
Gibson, Tyrone	3	1989,91,92
Gilchrist, Marcus	4	2007,08,09,10 ^{cc}
Gillespie, Bill	1	1943
* Gillespie, Dick	2	1948,50
Gillespie, Frank	3	1946,47,48
Gillespie, Nathan	3	2000,01,02
Gilliam, Sergio	4	2003,04,05,06
* Gilmer, Grover G.	4	1917,19,20,21
* Gilmer, Frank	3	1908,09,10
Gilstrap, Clay	2	1986,87
Gilstrap, Earl	2	1970,71
Gilstrap, Rick	3	1969,70,71
Glaze, Coleman	3	1960,61,62
Glenn, Ed	2	1993,94
Glenn, Joe	4	1979,80,81,82
Gobble, Robert	1	1958
Godfrey, Steve	2	1976,77 ^{cc}
Goehring, Jim	2	1976,77
Goff, Johnnie Mac	1	1968
Goggins, Harold	4	1975,76,77,78
* Goins, Gus	3	1936,37,38
Goldberg, Bob	2	1977,78
Goode, Alex	1	2014
Goodine, Duane	1	2000
* Gooding, R.F. (Fatty)	1	1904
Goodloe, John	1	1977
Goodman, Malliciah	4	2009,10,11,12
Goodson, B.J.	3	2012,13,14
Goodson, Robert	1	1996
Goudelock, David	2	1990,91
Gordon, Chuck	1	1976
Gore, Buddy	3	1966,67,68
Gore, Joe	3	2012,13,14
Goss, Dennis	2	1971,72
Graham, Bernie	2	1950,51
* Graham, George	1	1944
Granger, Ty	4	1985,86,87,88
Grant, Jamarcus	3	2006,07,08,09
Grant, Kelvin	2	2003,04
Gravely, Mike	1	1974
* Gray, Bill	1	1911
Gray, Ricky	1	1980
Grdijan, John	3	1955,56,57 ^{cc}
* Green, Harry	2	1901,02
Green, Mervin	1	1988
Green, T.J.	2	2013,14
Green, Zach	2	2004,06
Greene, Adrian	2	1996,97
Greene, Earle	2	1955,56
Greene, Gerry	1	1991
* Greene, Johnny	1	1955
Greene, Nealon	4	1994,95,96,97
Greenawalt, Stan	1	1973
* Gresham, Metz	1	1929
Gressette, Larry	3	1951,52,53
Gressette, Nathan	3	1951,52,53 ^{cc}
Grier, Marrio	2	1992,93
Griffin, Steve	4	1982,84,85,86
Griffith, Frank	2	1954,55
* Grigsby, Billy Luke	3	1948,49,50
Grimes, Tyler	3	1986,87,88
Grisham, Tyler	4	2005,06,07,08 ^{cc}
* Groover, Cory	2	2004,05
Gue, Tommy	3	1959,60,61
Guess, Henry	4	1992,93,94,95
Guillermo, Jay	2	2013,14
* Gunnells, Bill	2	1928,29
Gunnells, Dan	3	1965,66,67
Guy, Ruben	1	1932

H


Player	VL	Year(s)
Haddock, Lee	2	1970,71
Hafley, Charles	4	1998,99,00,01 ^{cc}
Hagen, Arthur	1	1944
Haglan, J.D.	3	1976,77,78
* Hair, Billy	3	1950,51,52 ^{cc}
* Hair, J.C.	3	1924,26,27

Hairston, Chris	4	2007,08,09,10 ^{cc}
Hall, Ben	4	2001,02,03,04
* Hall, Bill	3	1938,39,40 ^{cc}
Hall, Delton	4	1983,84,85,86
Hall, Hollis	3	1979,80,81
Hall, Howard	4	1989,90,91,92
Hall, Lamont	4	1994,95,96,97
Hall, Les	4	1989,90,91,92
Hall, Rashard	4	2009,10,11,12 ^{cc}
* Hall, R.M. (Fatty)	3	1926,27,28
Hall, Wade	2	1960,63
* Hamer, Ray	3	1939,40,41
Hamilton, Derrick	3	2001,02,03
* Hamilton, R.G.	1	1896 ^c
Hamlin, Michael	4	2005,06,07 ^{cc} ,08 ^{cc}
* Hammett, L.O.	1	1918
Hammond, Brian	1	1985
Hammond, Vance	4	1987,88,89,90 ^{cc}
Hamrick, Tucker	1	1999
* Hane, J.K.	3	1924,25,28
Haney, Don	1	1993
Hankins, Kelvin	3	1989,90,91
Hankinson, Crimmins	2	1953,54
* Hankle, Witt H.	3	1908,09,10 ^c
Hansford, Ogden	3	1974,75,78
* Hanvey, Ernest	1	1913
* Hanvey, George	2	1897,98
* Hanvey, Jock T.	4	1896,97,02,03
* Hardin, L.G.	1	1916
Harman, Dean	1	1991
Harmon, Eric	4	1987,88,89,90
* Harmon, H.M. (Duck)	3	1914,15,16
* Harmon, S.E. (Pat)	3	1922,23,24
Harper, Charles	1	2002
Harper, Cullen	3	2006,07 ^{cc} ,08 ^{cc}
Harper, J.C.	4	1985,86,87,88
Harper, Jamie	3	2008,09,10
Harps, Wayne	4	1986,87,88,89
Harrell, Cliff	4	2002,03,04,05
Harrell, Ricky	3	1970,71,72
* Harris, H.S. (Lazy Bill)	3	1914,15,16
Harris, John	3	1990,91,92
* Harris, L.D.	1	1919
Harris, La'Donte	4	2004,05,06,07
Harris, Reggie	3	1986,87,88
Harris, Rudy	3	1990,91,92
Harrison, Will	1	2011
Hart, Chris	1	1989
* Hart, Willard L. (Bub)	2	1916,17
* Harvey, B.C. (Chubby)	2	1925,26 ^c
* Harvey, Randy	2	1967,68
* Harvey, S.A. (Speck)	1	1922
Harvey, Travis	2	1993,95
Harvin, Lionell	3	1929,30,31
* Harvley, Clyde	1	1931
Haselden, David	1	2002
Hatcher, Dale	4	1981,82,83,84
Hatcher, Jesse	2	1987,88
Hauser, Tad	1	1980
Hausgen, Ed	4	1992,93,94,95
* Hayden, C.J.	1	1911

Hayes, Rudy	3	1956,57,58 ^{cc}
Haynes, Joey	1	1987
Haynes, Norman	3	1985,86,87
Headen, Andy	4	1979,80,81,82
Hecht, Bill	3	1963,64,65 ^{cc}
* Heffner, L.B.	1	1920
Hefner, Larry	3	1969,70,71 ^{cc}
Heilig, Don	1	1959
* Heinemann, John	3	1931,32,33 ^c
Hemby, Ryan	2	2001,02
Hemphill, James	1	1993
* Hendee, H.M. (Tick)	2	1925,26
Henderson, Brock	1	2010
Henderson, Jerome	4	1987,88,89,90
Henderson, Joe	3	1987,88,89
* Hendley, Dick	4	1946,48,49,50
Hendley, Richard	3	1980,81,82
* Hendricks, L.L.	2	1896,97
Heniford, Mark	4	1974,75,76,77
Heniford, Todd	1	1984
* Henley, Cliff	2	1934,35
Henry, Dale	3	1969,70,71
Henry, William	3	2001,02,03
* Herlong, Doug	2	1948,51
* Herlong, Henry	1	1930
Herrin, Deke	1	1998
Hewitt, Andre	1	1993
Hicks, Harry	1	1954
Hicks, Ken	1	1972
Hill, Brian	1	2008
Hill, Jerome	2	1974,75
Hill, Leroy	4	2001,02,03,04 ^{cc}
Hill, Tye	4	2002,03,04,05
* Hilderbrand, Noltan	1	1953
* Hinson, Randy	3	1933,34,35
Hinton, Marcus	4	1992,93,94,95
* Holland, Joe	1	1904 ^c
Holland, Lawson	1	1974
Holloman, Duke	2	1983,84
Holloman, Jason	4	1997,98,99,00
* Holohan, R.F. (Butch)	4	1921,22,23 ^c ,24
Homonoff, Edward	2	1973,74
Hood, Greg	2	1992,93
Hook, Charlie	3	1965,66,68
* Hook, Fred	2	1931,32
Hooper, Ricardo	3	1986,87,88
Hope, Leon	3	1973,74,75
Hopkins, DeAndre	3	2010,11,12
Hopkins, Stan	2	1971,72
Hopper, Germone	2	2013,14
Horne, Charlie	3	1956,57,58
Horne, Tony	4	1994,95,96,97
Horton, Tate	3	1933,34,35
Hostetler, Hoss	3	1964,66,67
Hough, James	1	1945
Houskin, Marcus	2	2000,01
Howard, D.J.	4	2011,12,13,14
Howard, Jimmy	3	1961,62,63
Howard, J.J.	4	2000,01,02,03
Howell, Trey	1	1988
Hubert, Pooley	2	1950,53



LETTERMEN



ADAM HUMPHRIES

Hudson, Alex	3	1980,82,83
Hudson, Bill	3	1954,55,56
Hudson, Billy	3	1976,77,78
Hudson, Bob	4	1947,48,49,50
Huey, Terrance	1	2001
* Hudson, J.C.	3	1950,51,52
Hughes, Wade	2	1971,72 ^{cc}
Hulsey, Corey	3	1996,97,98
Humphrey, Andre	4	1992,93,94,95
Humphries, Adam	4	2011,12,13,14 ^{cc}
Humphries, Barry	3	2006,07,08
Hunt, Aaron	4	2000,01,02,03
Hunt, Revonne	1	1951
* Hunter, Bill	3	1942,46,47
Hunter, Brian	1	1992
Hunter, Hamp	3	1953,54,55
* Hunter, N.M. (Buster)	3	1899,00,01
Hunter, Stanley	1	2008
Hunter, Thomas	4	2003,04,05,06
Huntley, Chuck	2	1970,73
Hutchins, Roger	2	1991,92
Hutchinson, Bobby	3	2006,07,08
* Hydrick, Onan	2	1908,09
Hynes, Dave	3	1960,61,62 ^c

Player	VL	Year(s)
Igwebuike, Donald	4	1981,82,83,84
* Inabinet, B.C.	3	1953,54,55
* Inabinet, Clarence J.	3	1933,34,35
Inge, Mark	3	1986,87,88
Ingle, Reid	3	1982,83,84
Ingram, Keith	1	1987
Inman, Don	1	1984
Isaacs, Mike	3	1983,84,85

Player	VL	Year(s)
Jackson, Jack	1	1969
Jackson, Jackie Lee	3	1966,67,68
Jackson, Jacky	3	1965,66,67
Jackson, Kenzil	4	1989,90,91,92
Jackson, Kit	3	1965,66,67
* Jackson, M.E.	1	1921
Jackson, Rashaad	4	2005,06,07,08
Jackson, Richard	2	2009,10
* Jackson, Robert	3	1993,94,95
* Jackson, Scott	3	1952,53,54 ^{cc}
Jackson, Steven	3	2003,04,05 ^{cc}
* Jackson, S.L. (Stonewall)	3	1922,23,24
* Jackson, Wister	2	1938,39
James, Charlie	2	1988,89
James, Freddie	3	1998,99,00
* James, M.B. (Jimmy)	4	1911,12,13,14
* Jameson, Hugh	3	1939,40,41
Jamison, Brandon	1	2002
Jamison, Vontrell	2	2003,04
Jansen, John	3	1984,85,86
Jarrett, Grady	4	2011,12,13,14 ^{cc}
Jasmin, Chad	4	2000,01,02,03

Jaynes, Danny	2	1976,77
Jehlen, George	3	1974,75,76
Jenkins, Corbin	2	2013,14
Jenkins, James	1	1994
Jenkins, Jarvis	4	2007,08,09,10 ^{cc}
Jenkins, Martin	4	2010,11,13,14
Jenkins, Marvis	1	2001
* Jenkins, Ralph	4	1943,44 ^c ,45 ^c ,46 ^{cc}
* Jennings, A.T.	1	1914
Jennings, Keith	4	1985,86,87,88
* Jeter, J.P.	1	1913
Jetton, Neal	3	1973,74,75 ^{cc}
Jewell, Donnie	1	1993
Johnson, A.J.	2	1984,85
Johnson, Bashon	1	1996
Johnson, Bobby	3	1970,71,72
Johnson, Cedric	4	2001,02,03,04
Johnson, Jadar	2	2013,14
Johnson, John	4	1987,88,89,90
Johnson, Kevin	2	2000,01
Johnson, Kyle	2	2008,09
Johnson, Ricky	3	1963,64,65
Johnson, Tracy	4	1985,86,87,88
Jollay, Mike	2	1985,86
Jolley, Bobby	1	1951
Jolly, Terry	4	1997,98,99,00
* Jones, Bob	3	1928,29,30
Jones, Bob	2	1972,73
Jones, Chris	4	1995,96,97,98
Jones, C.J.	1	2013
Jones, Jimmy	1	1949
Jones, Kellen	2	2013,14
Jones, Marquan	4	2008,09,10,11 ^{cc}
Jones, Tim	4	1991,92,93,94 ^{cc}
Jordan, Homer	3	1980,81,82 ^{cc}
* Jordan, Leonard	1	1941
Jordan, Whitey	3	1955,56,57
Jordan, Willie	4	1975,76,77,78
Joseph, Mansa	2	2010,11
Joye, David	2	1990,91
Justus, Johnny	3	1928,29,30 ^c

Player	VL	Year(s)
* Kaigler, Ben	1	1902
* Kaigler, J.G.	3	1898,99,00
Kaltenback, Leon	3	1955,56,57 ^{cc}
* Kane, Mark	2	1953,54 ^{cc}
* Kangeter, Jonnie	3	1910,11,12
Katana, Ted	2	1965,66
* Kay, L.R.	2	1917,19
Kearse, Jayron	2	2013,14
* Keasler, A.L. (Gus)	2	1904,05
* Keel, J.W. (Rastus)	1	1906
Keller, Morris	1	1959
Kelley, Don	3	1969,70,71
Kelley, Freddy	3	1965,66,67
Kelley, Steve	1	1973
Kelly, Aaron	4	2005,06,07,08
Kelly, Chad	1	2013

Kelly, Yusef	4	2000,02,03,04
* Kempson, Otis	3	1950,51,52
Kendrick, Tommy	3	1969,70,71
Kennedy, Frank	2	1950,51
Kennedy, Tony	4	1988,89,90,91
Kenney, Steve	3	1976,77,78
Kesack, Gary	3	1974,75,76
Keys, Larry	3	1965,66,67
* Keyserling, H.L. (Golden)	1	1920
Kier, Brian	3	1974,76,77
Killen, Pat	1	1959
Kinard, Terry	4	1979,80,81,82 ^{cc}
King, Anthony	3	1976,77,78
King, Buddy	3	1970,71,72 ^{cc}
* King, Don	4	1952,53,54,55 ^c
King, Jack	2	1968,69
King, Jimmy	3	1959,60,61
* King, L.O.	2	1901,02
King, Tommy	3	1959,60,61
* Kinsler, J.H.	1	1900
Kirkconnell, Ben	1	1932
Kirkland, Levon	4	1988,89,90,91 ^{cc}
* Kissam, Roddy	3	1933,34,35
Kitchens, Ronnie	3	1967,68,69
Knight, Herman	2	1949,51
* Klugh, W.W.	2	1925,26
* Knoebel, Fred	3	1950,51,52
Knott, Hal	1	1959
Knowles, Matthew	1	2008
Koon, Eugene	2	2001,02
Kopp, Wynn	2	2001,02
Kormanicki, Dave	2	1968,69
Korn, Willy	2	2008,09
Kreis, Kevin	1	1976
Kubu, Jon	1	1989
Kunz, Michael	1	1994

Player	VL	Year(s)
* Lachicotte, A.S. (Boo)	1	1910
Laird, Kevin	4	1995,96,97,98
Lakip, Ammon	2	2013,14
Lam, Elmo	3	1960,61,62 ^c
Lambert, Cory	4	2006,07,08,09
* Lambert, John	1	1931
LaMontagne, Joe	3	1951,52,53
Lancaster, Chris	4	1985,86,87,88
Landry, Mark	4	1994,95,96,97
Langford, Charlie	1	1979
* Langston, J.L.	1	1920
Lanzendoen, Jim	1	1973
* Laraway, Walt	3	1953,54,55
Latimer, Al	1	1978
* Latimer, Bill	1	1906
* Lawrence, Bert	1	1902
Lawrence, Floyd	1	1956
Lawrence, Reggie	3	1988,89,90
Lawson, Larry	1	1970
Lawson, Shaq	2	2013,14
* Lawton, Streak	2	1935,36
Lawton, Winston	1	1969
Lawyer, Mal	4	1996,97,98,99
Lazzara, Tony	3	1999,00,01
Leake, John	4	2000,01,02,03
Learn, Randy	4	1979,80,81,82
LeBel, David	3	1973,74,75
* Lee, A.C. (Bun)	1	1907
Lee, Harry	2	1934,35
Lee, Mark	2	1974,75
Lee, Tyrone	4	2000,01,02,03
Leggett, Jordan	2	2013,14
LeJeune, Brent	3	1991,92,93
Lemay, Jason	1	1999
Leonard, Colin	3	2005,06,07
Leonard, Hal	2	1946,47
Leonard-Horwith, Shawn	1	2010
Leverman, Gerald	1	1945
* Lewis, Alex P.	3	1911,12,13
Lewis, Carlton	3	2009,10,11
* Lewis, Gus	2	1900,01
* Lewis, Harold	3	1935,36,37 ^c
Lewis, Haydrian	4	2005,06,07,08
* Lewis, J.B.	3	1898,99,1900
Lewis, Marcus	1	2000
Lewis, Merritt	3	1932,33,34
Lewis, Micah	1	2001
Lewis, Stacy	2	1989,90
Lewis, Zane	3	1995,96,97
Lewter, Steve	3	1969,70,71
Lhotsky, Joe	3	1966,67,68


Liberatore, Frank	3	1964,66,67 ^{cc}
* Lightsey, F.B. (Bull)	3	1922,24,25
* Lightsey, L.M. (Yen)	4	1917,18,19,20
Lindsey, Otis	2	1981,82
* Link, A.C.	1	1926
Linthicum, Brian	1	2007
* Littlejohn, C.E. (Mule)	3	1913,14,15
* Locklair, Ed (Pop)	1	1941
Locklair, Mike	3	1966,67,68
Locurcio, Todd	1	1993
Logan, Jimmy	1	1966
* Logan, J.R.	2	1912,13
Long, Evans	1	1930
Long, Stacy	4	1986,88,89,90
Lott, Billy	3	1977,78,79 ^{cc}
Lott, James	4	1986,87,88,89
Lovelace, Chris	1	1993
* Lowman, P.I. (Pi)	2	1918,19
Lowther, Rush	1	2005
Luckie, Billy	1	1996
Lundeen, Danny	2	1970,71
* Luzzi, Richie	3	1966,67,68
* Lykes, Powell	2	1905,06
* Lynah, Jim	2	1900,01
Lynch, Chuck	1	1991
Lynn, Dave	3	1958,59,60 ^{cc}
Lytton, Jeff	3	1983,84,85

Player	VL	Year(s)
Maass, Andrew	1	2014
Mac Lain, Eric	3	2012,13,14
Mack, Kevin	4	1980,81,82,83
Mack, Terence	4	1983,84,85,86 ^{cc}
Macklin, Travis	3	1996,97,98
Macko, Paul	3	2006,07,08
Mader, Eric	2	1989,90
* Magee, Watson	3	1936,37,38
* Magill, Dick	3	1927,28,29
* Magill, W.K. (Rummy)	3	1913,14,15 ^c
Magwood, Frank	3	1980,81,82
* Major, C.S. (Dopey)	4	1913,14,15,16 ^c
Mance, Brian	4	1999,00,01,02
Maners, Jimmy	2	2007,08
Maness, Ed (Chippy)	3	1938,39,40
Mann, Wes	3	1983,84,85
Mannella, Dave	1	1979
Manos, Pete	3	1949,50,51
* Marazza, Dick	3	1954,55,56
Mariable, Dorian	4	1986,87,88,89
Marion, Phil	3	1964,65,66
Marler, Malcolm	4	1973,74,75,76 ^{cc}
* Marshall, L.E.	1	1926
* Martin, Bob	3	1946,47,48 ^{cc}
Martin, Carl	2	1981,82
Martin, Jermaine	1	2007
* Martin, J.M.	3	1909,10,11
Martin, Khang	1	1993
Martin, Marcus	2	1997,98
Martin, Peanut	3	1972,73,75
* Martin, W.N.	2	1925,27
* Masneri, Ray	3	1956,57,58
Mass, Wayne	3	1965,66,67
Massaro, Cary	3	1980,81,82
Massengill, Wells	1	1972
Mathews, Mike	1	1971
Mathews, Ray	4	1947,48,49,50
Mathews, Tony	2	1973,74
* Mathis, A.J.	1	1898
Mathis, Bill	3	1957,58,59
* Matthews, Bill	2	1915,16
Matthews, Mack	3	1960,62,63
Mattos, Tommy	3	1952,53,54
* Mauldin, Hugh	3	1963,64,65
Mauney, Marcus	1	2000
Mauney, Tony	4	1988,89,90,91
Maxwell, Byron	4	2007,08,09,10
* Maxwell, Jeff	2	1896,97
* Maxwell, John	2	1902,03
* Mayberry, Bob	4	1979,80,81,82
Maye, Brandon	3	2008,09,10
Mayer, Charlie	3	1969,70,71
McBride, Dan	1	1973
McCall, Jeff	4	1979,80,81,82
McCanless, Jim	3	1955,56,58
* McCarley, Bob	3	1927,28,29
McCauley, Jim	1	1949
McClain, Antoine	4	2008,09,10,11
McCleon, Dexter	4	1993,94,95,96 ^c
McClinton, Todd	3	2001,02,03



LETTERMEN

McCloud, Gerald	1	2003
McClure, Bruce	3	1963,64,65
* McConnell, H.S.	2	1914,15
* McConnell, R.E.	2	1925,26
McConnell, S.W.	3	1934,35,36
* McConnell, T.S.	3	1934,35,36
McCoy, Bob	1	1944
McCown, Fred	1	1942
McCown, Slick	2	1933,34
* McCown, T.M.	1	1918
McCrorey, Andy	4	1992,93,94,95
McCullough, Jay Jay	2	2013,14
McCullough, Richard	4	1985,86,87,88
McCurry, Damon	1	1979
McDaniel, DeAndre	4	2007,08,09,10 ^{cc}
McDaniel, Ed	4	1988,89,90,91
McDermott, John	3	1998,99,00
McDowell, Garry	2	1974,75
McDowell, Roderick	4	2010,11,12,13
McDuffie, Chris	4	2004,05,06,07
McElmurray, Mac	3	1964,65,66
McElrathbey, Ray Ray	1	2006
McElveen, Donny	1	2013
* McElveen, Norwood	3	1939,40,41
* McFadden, Banks	3	1937,38,39
* McFadden, R.D.	1	1908
* McFadden, R.H. (Doc)	2	1906,07
McFadden, Wesley	4	1985,87,88,89 ^{cc}
McGee, Edgar	3	1965,66,67
* McGill, C.A.	1	1925
* McGlockton, Chester	3	1989,90,91
* McGlone, T.F.	1	1926
McGuirt, Bill	2	1960,61
McInally, Chris	2	1993,95
* McIver, Rick	2	1904,05
McKelvey, J.J.	4	1999,00,01,02
McKenney, Pat	2	1985,86
McKenzie, Damonte	4	1995,97,98,99
* McKenzie, W.W.	1	1918
* McKeown, J.A.	1	1903
McKissic, Jock	4	2005,06,07,08 ^{cc}
McLane, Riley	2	1966,67
McLaurin, Duncan	1	2005
McLaurin, Jewell	2	1969,70
* McLaurin, J.N.	4	1904,05,06,07 ^c
McLees, Jimmy	2	1990,91
McLellan, Bill	2	1953,54
McLellan, Cliff	1	1981
* McLendon, Ed	1	1939
* McLendon, Lem	1	1955
McLeod, Matt	2	1996,97
McMahan, Dave	2	1969,70
McMakin, John	3	1969,70,71 ^{cc}
* McMillan, Goat	2	1928,29
McMillan, Raiford	3	1926,27,28
* McMillan, W.L. (Red)	3	1913,14,15
McNeal, Bryant	4	1999,00,01,02 ^{cc}
McNeal, Bryce	1	2010
McSwain, Chuck	4	1979,80,81,82
McSwain, Rod	4	1980,81,82,83
Meadowcroft, Charlie	3	1963,64,65
Meadows, Dwayne	3	1984,85,86
Means, Harold	3	1996,97,98
Medlin, Jamal	1	2008
Medlin, Rick	3	1967,68,69
Meekins, Eric	4	1999,00,01,02
Meeks, Chuck	1	1982
Meeks, Jonathan	4	2009,10,11,12 ^{cc}
* Mellette, F.M.	1	1911
* Melton, L.H. (Doc)	2	1923,24
Merling, Phillip	3	2005,06,07
Merritt, Will	4	1998,99,00,01
Merriweather, Reggie	4	2003,04,05,06
Michael, Benny	3	1966,67,68
* Midkiff, Bob	1	1926
Miller, Bill	1	1962
Miller, Billy	1	1943
* Miller, Bob	2	1931,32 ^c
* Miller, H.E.	2	1937,38
* Miller, Jack	3	1944,47,48
Miller, Jim	1	1948
Miller, Josh	4	2005,06,07,08
Miller, Justin	3	2002,03,04
Miller, Ron	1	1958
Miller, Tif	1	2001
Mills, Jeff	2	1974,75
Milton, Eldridge	4	1981,83,84,85
Milton, Fred	3	1968,69,70
* Mimms, Charlie	1	1946
Mitchell, Joedy	1	1996



ROD McSWAIN

Moncrief, Richard	4	1990,91,92,93 ^c
* Monledous, Zag	2	1927,28
* Mooneyham, Jack	3	1949,50,51
Montone, Neil	1	1947
Monts, Tavaghn	3	2001,03,04
* Moore, Gene	3	1947,48,49 ^c
Moore, Ken	3	1952,53,54
Moore, Otis	4	1986,87,88,89 ^c
Moore, Rennie	4	2007,09,10,11
Moore, Ted	1	1964
Moore, Wayne	1	1996
Moorer, John	3	1945,46,47 ^{ac}
* Moorer, Tom	2	1938,39
* Morgan, Bobby	2	1958,59
Morgan, Dwayne	2	1994,95
* Morgan, Lewis	1	1946
Morocco, Chris	4	1986,87,88,89
Morris, David	1	1973
Morris, Kelvin	1	2002
Morris, Maverick	1	2014
Morrison, Pete	1	1961
* Moss, Charlie	3	1930,31,32
Mougros, Theo	4	1997,98,99,00
Mouzon, Tyron	4	1988,89,90,91
* Mulherin, Eddie	1	1928
Mullen, Ray	2	1965,66
Mulligan, Wayne	3	1966,67,68
* Mullins, H.D. (Horse)	2	1923,24
Murchison, Antwon	3	2006,07,08
Murray, Al	3	1972,73,74
Murray, John	1	1978
Myrick, Chip	3	2003,04,05
Myrick, Rocky	1	1979

N		
Player	VL	Year(s)
Nanney, Lee	4	1978,79,80 ^{cc} ,81 ^{cc}
Nelson, Bryce	2	1992,93
Nelson, Maurice	3	2004,05,06
Nelson, Roosevelt	3	2002,03,04
Ness, Jim	3	1972,73,74 ^{cc}
Neville, J.L.	1	1943
Newell, Andy	1	1985
Newell, Mike	2	1969,70
* Nimitz, H.J. (Foots)	1	1916
Nix, Eric	3	1984,85,86
Nobles, Kasey	3	2008,09,10
Noelte, Dave	1	1982
Norris, Wilson	2	2008,09
Norton, Ryan	3	2012,13,14
Nunamacher, Jeff	4	1985,86,87,88
Nunn, Arlington	4	1987,88,89,90

O		
Player	VL	Year(s)
O'Brien, Chuck	4	1987,88,90,91
O'Cain, Mike	3	1974,75,76 ^{cc}
O'Daniel, Dorian	1	2014
O'Dell, Billy	3	1953,54,55
* O'Dell, John H.	2	1918,19

* O'Dell, Wayne	1	1941
* Odom, W.F.	1	1908
Ogle, Chris	2	1989,90
Ogren, Jeff	1	2007
Ogundeko, Ebenezer	1	2014
Ohan, Chinedu	2	1987,88
* O'Kuroski, Whitey	3	1937,38,39
Olson, Dave	3	1958,59,60
Olson, David	1	2014
Olson, Harold	3	1957,58,59
* Olszewski, Harry	3	1965,66,67
* O'Neal, Belton (Speck)	1	1920
O'Neal, Brad	2	1969,70
O'Neal, Robert	4	1989,90,91,92 ^{cc}
Orban, Turk	1	1936
Osborne, Ronnie	3	1959,60,61
O'Sullivan, Cameron	1	2008
Otorubio, Adubarie	1	1985
Outlaw, Brian	3	1999,00,01
Owen, Henry	4	1998,99,00,01
* Owens, J.C. (Susie)	2	1919,20
Owens, Mark	1	1993

P		
Player	VL	Year(s)
* Padgett, F.M.	1	1918
* Padgett, G.D.	1	1931
* Padgett, Jim	2	1957,58
Padgett, Matt	2	1996,97
* Padgett, O.D.	2	1928,29 ^c
Padgett, Wade	3	1939,40,41 ^c
Pagano, Scott	1	2014
Page, Neely	2	1998,99
Page, Wayne	2	1965,66
Pagliei, Joe	3	1953,54,55
Palmer, Cary	1	1989
* Palmer, E.D. (Frog)	1	1925
Palmer, Johnny	3	1963,64,65
Palmer, Michael	4	2006,07,08,09 ^{cc}
Paredes, Bob	2	1951,54
Parete, Anthony	4	1981,82,83,84
* Parker, Ace	2	1940,41
* Parker, Harry L.	2	1912,13
Parker, Justin	2	2010,11
Parker, Kyle	2	2009,10
Parker, Jim	2	1962,63 ^{cc}
Pasley, Jim	2	1939,40
Pate, Gene	1	2003
Pate, Milton	2	1951,52
Patrick, Chris	1	1932
* Patterson, Gene	2	1931,32
* Patton, Bob	3	1949,50,51 ^c
Patton, Julian	1	2013
Paulling, Bob	4	1979,81,82,83
Pavilack, Harry	3	1959,60,61
* Payne, Booty	2	1940,41
Payne, Jim	3	1956,57,58
* Payne, Joe	3	1937,38,39 ^c
Payne, Oliver	2	1936,37
Peake, Charone	3	2011,12,14

Pearce, Frank	3	1963,64,65
* Pearce, Roy	2	1939,40
Pearman, Danny	3	1985,86,87
* Pearman, Fred	3	1899,00,01
Pearson, Alex	2	2006,07
Pearson, Ben	3	1937,38,39
Peeler, Coby	2	1993,94
Peeples, Ken	3	1972,73,74 ^{cc}
Pegues, Lamont	2	1994,95
* Pegues, E.S.	1	1899
Pengitore, Ken	3	1971,72,73 ^{cc}
* Pennington, Clyde	1	1935
Pennington, Curtis	3	1936,37,38 ^{cc}
* Perry, Bill	1	1911
* Perry, L. (Tom)	1	1911
Perry, Michael Dean	4	1984,85,86,87 ^{cc}
* Perry, Tracy	4	1976,77,78,79
Perry, William	4	1981,82,83,84 ^{cc}
Peters, Garry	4	2011,12,13,14
Petoskey, Ted	2	1963,64
Phillips, Erik	1	1992
Phillips, Hank	4	1986,87,88,89
Phillips, Harley	2	1943,44
Phillips, Jim	1	1945
Phillips, John	4	1984,85,86,87 ^{cc}
Pickens, Jesse	1	2004
Pickett, Edgar	4	1980,81,82,83
Pierce, Hal	3	1940,41,42
Pilgrim, Brandon	4	2003,05,06,07
Pilot, Joe	1	1958
* Pinckney, E.H.	1	1909
Pinion, Bradley	3	2012,13,14
* Pitts, Lewis	2	1927,28
Plantin, Tony	4	1994,95,96,97
Pleasant, Reggie	3	1982,83,84
* Poe, Billy	3	1944,45,46
Polite, Dextra	3	1997,98,99
Polk, DeJuan	4	2000,01,02,03 ^{cc}
* Pollitzer, H.R. (Polly)	1	1902
Poole, Bob	3	1961,62,63
* Poole, R.F. (Sarg)	2	1915,16
Pope, Brad	3	1994,95,96
Pope, Jamie	1	1979
Portas, Lou	2	1964,65
Porter, Matt	2	2012,13
Postell, Holland	4	1995,96,97,98 ^{cc}
* Potts, R.C. (Daddy)	3	1917,18,19
Poulos, John	4	1944,47,48,49
* Pressley, E.H. (Buck)	2	1912,13
* Pressley, O.K.	3	1926,27,28 ^c
* Pressley, Harlan	1	1927
Price, John	3	1970,71,72
* Price, L.C.	1	1925
Price, Phillip	3	2009,10,11
* Priest, Buck	2	1930,31
Priester, Buck	3	1953,54,55
Priester, Raymond	4	1994,95,96,97 ^{cc}
Prince, Phil	4	1944,46,47,48 ^{cc}
Pringle, Harom	2	1992,93
* Pritchett, Jess	1	1937
Proctor, Will	3	2003,05,06
Pruett, Chip	2	1978,79
* Pruitt, June	2	1945,46
Pryce, Trevor	1	1996
* Proctor, Landrum	2	1930,31
Puckett, David	3	1988,89,90
Pugh, Travis	4	2001,02,03,04
Pusey, Mike	1	1975
Putnam, Trevor	3	1993,94,95

Q		
Player	VL	Year(s)
Quarles, Jimmy	2	1951,52
Quick, Rodney	3	1983,84,85
Quinn, Dewey	2	1945,46
Quesenbury, Sonny	2	1957,58

R		
Player	VL	Year(s)
Raber, Brian	4	1983,84,85,86
Rabon, George	1	2009
* Radcliff, Charles	3	1950,51,52
Radford, Kevin	1	1980
Rambert, Bernard	4	1999,00,01,02
Ramsey, Ben	4	2007,08,09,10
Ramtahal, Eldred	1	1992
* Randle, E.L. (Cat)	3	1913,14,15
* Randle, M.B. (Little Cat)	3	1918,19,20
Randolph, Bernard	2	1993,95
Rankin, Gary	2	1963,64



LETTERMEN

Romano, Ryan	1	1999
Rome, Stan	1	1975
* Roper, T.H. (Pug)	2	1918,19
Rose, Anthony	3	1979,80,81
Rose, Chuck	3	1978,79,80
Ross, Don	3	1952,53,54
* Ross, Jack	3	1942,46,47
Ross, Kenzi	4	1997,98,99,00
* Rothell, Claude	2	1941,42
Roulhac, Terrance	4	1983,84,85,86
Rountree, Glenn	4	1994,95,96,97
Rouse, Wardell	2	1993,94
Rowell, Spivey	1	1944
* Roy, Wallace	3	1923,24,25
Ruffner, Bo	3	1965,66,67
Ruffner, Jim	1	1964
Rushton, Gil	4	1945,48,49,50
Russell, Chris	2	2006,07
Russell, J.A.	1	1943
Russell, Jimmy	1	1976
Rutledge, Bill	1	1943
Ryans, Larry	4	1989,90,91,92
Ryan, Steve	2	1977,78


Player	VL	Year(s)
* Sadler, Hope	2	1902 ^c ,03 ^c
Salim, Hamid	1	1996
* Salisbury, Tom	4	1943,44,47,48
* Salley, Grady	3	1928,29,30
Samnik, Mike	2	1990,91
Sampson, Eric	3	2001,03,04
* Sams, Hal	1	1916
* Sanders, Al	3	1935,36,37
Sanders, Matt	3	2009,10,11
Sanders, Smiley	3	1971,72,73
* Sandifer, Red	2	1940,41
Sanford, Chuck	3	1983,84,85
Sapp, Patrick	4	1992,93,94,95
Sapp, Ricky	4	2006,07,08,09 ^{cc}
Sasser, David	3	1971,72,73
Saunders, Bo	2	1945,46
Sauve, Jeff	4	1991,92,94,95
Scheibel, Tim	1	1994
Schell, Matt	3	1999,00,01
* Schilleter, W.A. (Shorty)	4	1911,12,13,14 ^c
Schlink, David	1	2005
* Schneck, J.R.	2	1918,19
Schonhar, Todd	2	1985,86
* Schroder, F.E.	1	1912
Schuessler, Nick	1	2014
Scott, Artavis	1	2014
Scott, Dorell	4	2005,06,07,08
Scott, Jeff	3	2000,01,02
Scott, Jim	3	1981,82,83
Scott, Randy	4	1975,76 ^{cc} ,77 ^{cc} ,78 ^{cc}
Scott, Shane	3	1989,90,91
Scott, William	2	1974,75
Scrudato, Ron	3	1959,60,61
Sealy, Sonny	1	1982
Sease, Jody	2	1984,85
Sease, Tommy	2	1955,56
Seay, Pitts	1	1943
Seckinger, Stanton	3	2012,13,14
Seegars, Stacy	4	1990,91,92,93
Seigler, Eddie	3	1970,71,72
* Segars, Al	1	1937
* Segars, Kent	1	1936
Sellers, Joe	2	1963,65
Sensabaugh, Coty	4	2008,09,10,11 ^{cc}
Seth, Mike	3	1997,98,99
Setzekorn, Ken	2	1984,85
Seyle, Rusty	3	1986,87,88
Sharpe, Bill	1	1964
* Sharpe, Bob	3	1938,39,40 ^c
Sharpe Jr., Bob	2	1975,76
* Sharpe, F.J.	1	1931
Sharpe, Tommy	3	2002,03,04
Shatley, Tyler	4	2010,11,12,13 ^{cc}
Shaw, Milt	1	1994
* Shealy, A.S. (Shack)	4	1896,97,98 ^c ,99
Shealy, Pat	2	1971,72
Shell, Bob	3	1970,72,73
Sheppard, Ashley	4	1989,90,91,92 ^{cc}
Shields, John	2	1968,69
* Shingler, Lowndes	3	1958,59,60 ^{cc}
Shirley, Jim	3	1950,51,52
Shish, Paul	1	1969
* Shockley, J.A.	1	1922
Shore, Henry	3	1933,34,35 ^c

Shown, Jack	2	1952,53
Shuey, Spencer	4	2010,11,12,13 ^{cc}
Shuford, Don	3	1934,35,36
* Siegel, Reuben	3	1929,30,31
Seipe, Jeff	3	1970,71,72
Silver, Dennis	1	1974
Simmons, Anthony	3	1995,96,97
Simmons, Caleb	1	2010
* Simmons, T.D. (Shag)	1	1919
* Simmons, Ralph	1	1937
* Simmons, Wayne	4	1989,90,91,92 ^{cc}
Simmons, Willie	3	2000,01,02
Simpson, Don	1	1943
Simpson, LaMarick	4	1992,93,94,95
Simpson, Tyrone	3	1989,90,93
* Sims, David	4	1977,78,79,80
Sims, Marvin	3	1977,78,79
* Sitton, Vet	2	1902,03
Sizer, Danny	3	1988,89,90
Skiffey, Jim	1	1962
Skinner, Matt	2	2009,10
Smalls, Andy	3	1950,52,53
Smart, Bill	1	1944
Smith, Akil	2	1998,99
Smith, Bill	4	1977,78,79,81
Smith, Brent	2	2003,06
Smith, Bryant	1	1998
Smith, Darrell	4	2010,11,12,13
Smith, David	4	2008,09,10,11
Smith, Dennis	3	1973,74,75 ^{cc}
Smith, Emory	4	1993,94,95,96
Smith, Glenn	3	1949,50,51
Smith, Gregg	1	1976
Smith, Harold	1	1959
Smith, Jack	2	1958,59
Smith, Joey	2	1979,80
Smith, Joshua	1	2003
Smith, Lynn	1	1979
Smith, Matt	3	1977,78,79
Smith, Randy	1	1965
Smith, Richard	4	1985,86,87,88
Smith, Robert	4	2011,12,13,14
Smith, Ronnie	4	1974,75,76,77
Smith, Sterling	2	1949,50
* Smith, Terry	4	1990,91,92,93
Smith, Thorny	1	1968
Smith, Willie	3	1954,55,57
* Snead, W.F. (Bill)	1	1901
* Snowden, Moon	1	1927
Snyder, Paul	3	1957,58,59 ^{cc}
Sobeski, Michael	4	2011,12,13,14
Solomon, Louis	4	1992,93 ^{cc} ,94 ^{cc} ,95 ^c
Soloman, Homer	1	1930
Somaini, Jamie	2	1999,00
Soowal, Jeff	3	1976,77,78
Sorrells, Brian	1	2007
Southerland, Ivan	3	1967,68,69 ^c
* Sowell, Frank	1	1930

Sox, Greg	1	1986
* Spearman, Jack	2	1920,21 ^c
Speck, Chad	4	1997,98,99,00 ^{cc}
Spector, Robbie	3	1988,89,90
Speros, Jim	1	1980
Speweik, Brandon	1	2008
Spiers, Bill	1	1986
Spiller, C.J.	4	2006,07,08,09 ^{cc}
Spooner, Bob	3	1955,56,57
Spry, David	4	1983,85,86,87
Squires, Tappey	1	1969
Stacy, Jack	1	1942
Stanford, Calloway	1	1940
Stephens, Darnell	4	1991,92,93,94
Stephens, Tony	2	1986,87
Stevens, Alex	3	1932,33,34
* Stevens, R.G.	1	1909
Steward, Tony	4	2011,12,13,14
Stewart, Dante	1	2012
* Stewart, J.D.	1	1924
Stewart, Watt	1	1944
Stocks, Jeff	3	1971,72,73
Stockstill, Jeff	3	1980,81,82
Stockunas, Jason	2	1997,99
Stone, Don	1	1973
Stone, Preston	1	2008
Stone, Tyler	1	2007
Stoudt, Cole	4	2011,12,13,14
Stough, Tim	4	1973,74,75,76
Strait, John	1	2000
Strayer, Phil	1	1969
Streeter, Brandon	3	1997,98,99
* Stribling, J.W.	3	1913,14,15
* Strother, Frank	1	1923
Stuckey, Chansi	4	2003,04,05,06 ^{cc}
Stuckey, Jim	4	1976,77,78,79
Stuermann, Russell	1	2001
Sublette, Richard	1	1948
* Suggs, H.L.	2	1914,15
* Sullivan, Frank	3	1897,98,99
Sultis, Jim	3	1945,46,47
* Summers, J.C. (Chuck)	2	1905,06
Sursavage, Butch	3	1965,66,67
Sursavage, Jim	3	1968,69,70 ^{cc}
Suttle, Jeff	4	1980,81,82,83
Sutton, George	1	1962
* Sweatte, Johnny	1	1941
* Swetenburg, J.R.	2	1920,21
Swift, Bob	1	1963
Swing, Dale	3	1982,83,84
Swofford, Bob	3	1927,28,29
* Swygert, George	2	1896,97
Symmes, Brian	1	2012

Player	VL	Year(s)
* Talley, J.H.	1	1926
Tankersley, Cordrea	2	2013,14

Tate, Trey	4	2002,03,04,05
Taylor, Bruce	1	1990
Taylor, Jeff	1	1989
* Taylor, Jerry	2	1961,62
Taylor, J.W.	1	1943
Taylor, Rendrick	4	2005,06,07,09
Taylor, Vince	4	1986,87,88,89
Temples, Jamison	1	1992
* Tennant, A.B. (Dutch)	4	1921,22,23,24
Testerman, Don	2	1974,75
* Thackston, L.P.	3	1917,18,19
Thomas, Bill	3	1956,57,58 ^c
Thomas, Brandon	4	2010,11,12,13 ^{cc}
Thomas, David	1	1972
* Thomas, Doug	4	1987,88,89,90
Thomas, Franklin	2	1992,93
Thomas, Rodney	4	1999,00,01,02
Thomas, Ronnie	2	2000,02
Thomason, Johnny	1	1955
Thompson, Brandon	4	2008,09,10,11 ^{cc}
Thompson, Dave	3	1968,69,70
* Thompson, Doug	1	1955
* Thompson, J.W.	1	1916
Thompson, John	3	1996,97,98
Thompson, Marion	3	1950,51,52
* Thompson, Oscar	3	1946,47,48
Thornton, Mark	2	1978,79
* Thornton, R.E.	1	1918
Thorsland, Oscar	3	1960,61,62
Thurlow, Cody	1	2013
Thurman, Cardell	1	1992
Tice, Johnny	1	1954
* Tillman, Henry	1	1902
Tillotson, Brian	1	1994
* Timmerman, W.P. (Pap)	2	1926,27
* Timmons, Charlie	3	1939,40,41
Timothy, Gifford	3	2011,12,13
Tinsley, Sid	3	1940,41,44 ^{cc}
* Tisdale, Charlie	3	1938,39,40
Todd, Moe	1	1969
Tolley, Charlie	2	1967,69 ^c
* Tomkins, F.G.	1	1896
Tomkins, James	3	1966,67,68
Townsend, Lateek	2	2011,12
Trapp, James	4	1989,90,91,92
Trayham, Arden	1	1943
Traylor, Drew	2	2010,11
Treadwell, David	3	1985,86,87
* Trembley, Jimmy	1	1969
Tremel, Taylor	1	2006
Trexler, Bru	2	1937,39
Trimble, Jamie	3	1994,95,96
Triplett, Danny	4	1979,80,81,82
* Trobaugh, Allen	1	1938
* Trobaugh, Earl	1	1938
Troy, Mike	2	1963,64
Trumpore, Arthur	1	1943
* Troutman, John	3	1933,34,35




BRANDON STREETER



LETTERMEN

KEVIN YOUNGBLOOD



Tucker, Kyle	1	2003
Tucker, Richard	1	1988
* Turbeville, A.C.	1	1912
* Turbeville, Horace	1	1956
Turner, Bo	2	1945,46
* Turner, H.M. (Tuck)	1	1907
* Turnipseed, Rhett	1	1922
Turpin, Bucky	2	1966,67
Tuten, Rich	3	1976,77,78
Tuttle, Perry	4	1978,79,80,81 ^{cc}
Tyler, O.J.	2	1974,76
Tyner, Mitch	2	1973,74

U

Player	VL	Year(s)
Underwood, Willie	4	1977,78,79,80 ^{cc}
Usher, Lewis	4	1991,92,93,94
Usry, George	3	1957,58,59

V

Player	VL	Year(s)
* Valentine, Jack	1	1926
Van Gieson, Sam	1	2012
Varn, Guy	1	1983
Varn, Rex	4	1976,77,78,79
Vaughan, Bradley	1	2001
Vaughan, Mark	1	1985
Vaughn, Khaleed	4	2000,01,02,03
Vaughn, Nigel	2	2002,03
* Veronee, Jack	3	1959,60,61
Vincent, Cortney	3	2005,06,07
* Vogel, R.T.	2	1896,97

W

Player	VL	Year(s)
Wade, Chris	1	2007
* Wade, Connie	2	1966,67
Wade, D.A.	1	1952
* Wade, Don	3	1949,50,51
* Wade, Grady	1	1920
Wade, Michael	4	2007,08,09,10 ^{cc}
Wade, Mike	1	1981
Wade, Scott	1	2002
Wagner, Larry	1	1958
Waldrep, Joe	2	1964,65
Waldrep, Perry	1	1967
Walker, Duane	4	1984,85,86,87
Walker, Gregory	4	2000,01,02,03 ^{cc}
Walker, Henry	2	1946,47
* Walker, John E.	3	1923,24,25
Walker, Landon	4	2008,09,10,11 ^{cc}
* Walker, Norman	4	1897,98,99 ^{cc}
* Walker, R.H.	2	1909,10
Walker, Roy	2	2005,06
* Wall, J.E.	1	1926
* Wall, Pete	2	1953,55
Wallace, Nelson	4	1973,74,75,76
Walls, Henry	3	1983,84,85
Walters, Henry	2	1970,71

Walters, Joey	3	1974,75,76 ^{cc}
Ward, Billy	3	1962,63,64
Ward, Diamond	3	1995,96,97
Ward, Jimmy	3	1950,51,52
Ware, Billy	3	1966,67,68
* Warr, Elza	2	1926,27
* Warren, George	2	1906,07
Washburn, Brady	2	1999,00
Washington, Donnell	3	2001,02,03
Washington, Jay	2	1972,73
Waters, Anthony	4	2003,04,05,06 ^{cc}
Waters, Charlie	3	1967,68,69
Watkins, Carlos	2	2012,14
Watkins, Nick	4	2004,05,06,07
Watkins, Sammy	3	2011,12,13
Watkins, T.J.	4	1998,99,00,01
Watson, Ben	2	1969,70
* Watson, Charles	2	1933,34
Watson, Deshaun	1	2014
Watson, John	1	1985
Watson, Josh	4	2011,12,13,14
Watson, Matt	1	2002
Watson, Ronald	4	1981,82,83,84
Watson, Ronald	1	2009
Watson, Speedy	2	1994,95
Watson, Taylor	3	2012,13,14
Watts, Justin	5	1996,97,98,99,00
Watts, Waldo	2	1969,70
Weaver, Billy	2	1962,63
* Webb, Clare (Tanny)	4	1911,12,13,14
Webb, Gary	3	1976,77,78
* Webb, H.B.	1	1922
* Webb, Hugh	1	1940
Webb, Jack	2	1957,58
* Webb, Mike	1	1904
Webb, Travers	4	1973,75,76,77
Webster, Reid	4	2011,12,13,14
Weddington, Rick	2	1976,77
Weeks, Jimmy	3	1975,76,77
Weeks, Scott	1	1981
Welchel, Ken	2	1976,77
* Welch, Maxcey	1	1930
Welch, Nelson	4	1991,92,93,94
Wells, Jeff	4	1980,82,83,84
Wells, Jim	2	1976,77
Wells, Jimmy	3	1951,52,53
Wells, Joel	3	1954,55,56 ^{cc}
Werner, Chuck	3	1966,68,69
Wernitz, Eddie	3	1960,61,62
* Werts, Rufus	2	1931,32
Wertz, J.B.	2	1922,23
Wessinger, Ron	1	1989
West, Calvin	3	1959,60,61 ^{cc}
West, Fernandez	2	1988,89
West, Ron	1	1978
Whetsell, Britton	1	2008
Whingter, Matt	1	2000
Whipple, Rod	1	2002
White, Clyde	3	1952,53,54 ^{cc}

White, Harvey	3	1957,58,59 ^{cc}
* White, J.D.	1	1896
White, Paul	1	2000
White, Raymond	4	1994,95,96,97 ^{cc}
White, Tore	2	2000,01
* White, W.P.	2	1908,09
Whitehurst, Charlie	4	2002,03,04,05 ^{cc}
* Whitley, Curtis	3	1988,90,91
Whitmire, Jim	4	1943,46,47,48
Whitten, Red	3	1952,53,54
* Wiehl, E.M.	1	1916
Wiggins, Don	2	1969,70
Wiggins, Korrin	2	2013,14
Wiggs, Milton	1	1945
Wiksell, Chris	1	2004
* Wild, Ormond	1	1953
* Wiles, Bill	3	1935,36,37
* Willhite, F.T. (Rusty)	1	1921
Willard, Jonathan	4	2009,10,11,12
Williams, Anthony	2	2001,02
Williams, Bobby	3	1947,48,49
* Williams, Bratton	2	1923,24
Williams, Braxton	2	1982,83
Williams, Braxton K.	4	1998,99,00,01
Williams, Brett	4	1993,94,95,96
Williams, DeShawn	4	2011,12,13,14
Williams, Eric	1	1996
* Williams, Jack	3	1920,21,22
Williams, Jerome	2	1986,89
Williams, Jerrold	2	2012,13
Williams, Keith	3	1983,84,85
Williams, Kwam	2	2005,06
* Williams, M.H.	2	1917,19
Williams, Mike	2	2013,14
* Williams, Pat	4	1985,86,87,88
Williams, Paul	1	1978
Williams, Perry	4	1983,84,85,86
Williams, Ray	4	1983,84,85,86
Williams, Rodney	4	1985,86,87,88 ^{cc}
Williams, Ronald	3	1990,91,92
Williams, Scott	4	1981,82,83,84
* Williams, Tommie	1	1904
Williams, Tommy	2	1953,54
Williams, Toney	3	1976,77,78
Williams, Undre	2	1994,95
Williamson, Bobby	4	2002,03,04,05
Williamson, Jimmy	3	1972,74,75 ^{cc}
* Willimon, Gene	2	1932,33
Wills, Albert	1	1950
* Willis, Don	3	1936,37,38
* Wilson, C.C. (Red)	4	1921,22,23,24
Wilson, Jim	1	1959
Wilson, Mac	3	1969,70,71
Wilson, Mond	4	1994,95,96,97
Wilson, Pierre	4	1990,91,92,93
Wilson, Ralph	1	1944
* Windham, E.E.	1	1907
Windham, Kermit	1	1936
Wingo, Billy	4	1973,74,75,76

Winslow, Charles	4	1992,93,94,95
Wirth, Frank	3	1969,71,72 ^{cc}
Wise, Frank	4	1972,73,74,75
* Withers, George	3	1950,51,52
Witherspoon, Derrick	4	1990,91,92,93
Witherspoon, Terry	4	1997,98,99,00
* Witsell, F.L. (Fish)	3	1915,16,17 ^c
* Wofford, Brian	4	1996,97,98,99
Wood, Benji	1	1994
Woodruff, Foggy	3	1928,29,30
* Woods, Charlie	3	1936,37,38 ^c
* Woods, Footsie	2	1941,45
Woods, Joe	2	1995,96
* Woods, Smith	1	1903
* Woodward, Henry	3	1932,33,34 ^c
Woodward, Morgan	3	1999,00,01
* Woodward, H.M. (Jake)	3	1900,09,10
Woolford, Donnell	4	1985,86,87,88 ^{cc}
* Wray, A.F. (Bull)	2	1921,22
* Wray, Jack	2	1924,25
Wright, Charlie	3	1940,41,42 ^c
Wright, Corico	4	2009,10,11,12
Wright, John	2	2009,10
Wright, Tom	2	1940,41
* Wrihtenberry, Earl	3	1950,51,52
Wurst, Jim	3	1980,81,82
Wyatt, Antwuan	3	1993,94,95
Wyatt, Charlie	2	1952,53
Wyatt, Rick	4	1976,77,78,79
* Wyndham, Wyndie	3	1948,49,50
Wynn, Stephon	3	1991,93,94
Wyse, Fred	3	1935,36,37

Y

Player	VL	Year(s)
* Yarborough, Mule	2	1929,30
Yarbrough, Al	3	1933,34,35
Yauger, Ray	3	1968,69,70 ^{cc}
Yeomans, Ken	1	1980
Young, Eric	3	1977,78,79
Young, Kyle	4	1998,99,00,01
Young, Will	3	1993,94,95
Youngblood, Kevin	3	2000,02,03
Yow, Ken	1	1983

Z

Player	VL	Year(s)
Zachery, Travis	3	1998,99,00
Zager, Emil	1	1958
Zanders, Sam	2	1996,97
* Zeigler, F.M.	3	1920,21,22
Zeiler, David	1	1994
Zimmerman, Dawson	4	2008,09,10,11

* - deceased; ^c - captain; ^{ac} - alternate captain;
^{cc} - co-captain; Note: **Bold** denotes returning letterman.

AWARD WINNERS

ABC NEWS PERSON-OF-THE-WEEK

2006 - Ray Ray McElrathbey, CB

ACADEMIC All-ACC

1954 - Billy O'Dell, B
 1955 - Charlie Bussey, B
 1956 - Charlie Bussey, B
 1957 - Charlie Horne, B
 Harvey White, B
 1958 - Doug Cline, B
 Jim Padgett, T
 Harvey White, B
 1959 - Lou Cordileone, T
 1960 - Lowndes Shingler, B
 1961 - Tommy King, E
 1962 - Oscar Thorsland, E
 1963 - Jim Parker, QB
 Tracy Childers, G
 1964 - Jimmy Bell, QB
 Richard Cooper, G
 1965 - Frank Pearce, K
 Edgar McGee, OE
 Wayne Mass, OT
 Jimmy Addison, QB
 Floyd Rogers, DT
 1967 - Jimmy Addison, QB
 1969 - Don Kelley, DB
 Rick Medlin, FB
 Jim Sursavage, OE
 1970 - Ben Anderson, DB
 Don Kelley, DB
 Jim Sursavage, LB
 1971 - Ben Anderson, DB
 Bobby Johnson, DB
 Don Kelley, OE
 1972 - Ben Anderson, DB
 Karl Andreas, TE
 Bobby Johnson, DB
 1973 - Art Brisacher, OG
 Jeff Stocks, DE
 Karl Andreas, TE
 1974 - Maret Cobb, C
 Mark Fellers, QB
 1975 - Mark Lee, DB
 1976 - Steve Fuller, QB
 Jimmy Weeks, OT
 1977 - Steve Fuller, QB
 Rick Weddington, FLK
 Jimmy Wells, OG
 1978 - Steve Fuller, QB
 Matt Smith, DE
 1981 - Tony Berryhill, C
 1983 - Mike Eppley, QB

1984 - Mike Eppley, QB
 1985 - Bruce Bacon, WR
 Scott Enzor, LB
 Lance Masters, CB
 Andy Newell, P
 John Watson, OT
 1986 - Geoff Ciniero, DB
 Ty Granger, OT
 David Treadwell, PK
 Todd Schonhar, QB
 1987 - Ty Granger, OT
 David Treadwell
 1988 - Ty Granger, OT
 Mark Drag, MG
 Stacy Fields, TE
 1989 - Wesley McFadden, FB
 Arlington Nunn, SS
 Stacy Fields, TE
 Bruce Bratton, OT
 1990 - Bruce Bratton, OT
 Stacy Fields, TE
 1991 - Bruce Bratton, OT
 1992 - Warren Forney, DT
 1993 - Stacy Seegars, OG
 1994 - Ed Glenn, TE
 Warren Forney, DT
 1995 - Andye McCrorey, LB
 1996 - Jim Bundren, OT
 Glenn Rountree, OG
 1997 - Jim Bundren, OT
 Brian Wofford, WR
 1999 - Chad Carson, LB
 Kyle Young, C
 2000 - Chad Carson, LB
 Will Merritt, OG
 Kyle Young, C
 Braxton K. Williams, LB
 2001 - Chad Carson, LB
 Kyle Young, C
 Will Merritt, OG
 Derrick Hamilton, WR
 Khaleed Vaughn, DE
 2002 - William Henry, OT
 Rodney Thomas, LB
 Khaleed Vaughn, DE
 2003 - Tony Elliott, WR
 William Henry, OT
 Justin Miller, CB
 2004 - Jad Dean, PK
 Tommy Sharpe, C
 2006 - Thomas Hunter, TE
 Alex Pearson, FB
 2007 - Thomas Austin, OL

Mark Buchholz, PK
 Jimmy Maners, P
 Michael Palmer, TE
 Alex Pearson, FB
 2008 - Thomas Austin, OL
 Mark Buchholz, PK
 Jimmy Maners, P
 Brandon Maye, LB
 C.J. Spiller, RB
 2009 - Thomas Austin, OG
 Mason Cloy, OG
 Dalton Freeman, C
 Rashard Hall, S
 Brandon Maye, LB
 Michael Palmer, TE
 Dawson Zimmerman, P
 2010 - Jaron Brown, WR
 Mason Cloy, OL
 Dalton Freeman, C
 Rashard Hall, S
 Brandon Maye, LB
 Dawson Zimmerman, P
 2011 - Jaron Brown, WR
 Chandler Catanzaro, PK
 Brandon Ford, TE/WR
 Dalton Freeman, C
 Dawson Zimmerman, P
 2012 - Jaron Brown, WR
 Chandler Catanzaro, PK
 Brandon Ford, TE
 Dalton Freeman, C
 Tyler Shatley, OG
 Gifford Timothy, OT
 2013 - Ben Boulware, LB
 Chandler Catanzaro, PK
 Daniel Rodriguez, WR
 Tyler Shatley, OG
 2014 - Daniel Rodriguez, WR
 Artavis Scott, WR
 Deshaun Watson, QB

ACADEMIC ALL-AMERICANS

1956 - Charlie Bussey, QB
 1957 - Harvey White, QB
 1959 - Lou Cordileone, OT
 1971 - Don Kelley, DB
 1971 - Ben Anderson, DB
 1977 - Steve Fuller, QB
 1978 - Steve Fuller, QB
 1984 - Mike Eppley, QB
 1991 - Bruce Bratton, OT
 1994 - Ed Glenn, TE
 1995 - Andye McCrorey, LB
 1999 - Kyle Young, C; Chad Carson, LB
 2000 - Kyle Young, C; Chad Carson, LB
 2001 - Kyle Young, C; Chad Carson, LB
 2012 - Dalton Freeman, C

ACC 50-YEAR ANNIVERSARY TEAM

Joe Bostic, OT; Jerry Butler, WR; Bennie Cunningham, TE; Jeff Davis, LB; Steve Fuller, QB; Terry Kinard, FS; Michael Dean Perry, DT; William Perry, MG; Anthony Simmons, LB

ACC CHAMPIONSHIP GAME MVP

2009 - C.J. Spiller, RB
 2011 - Tajh Boyd, QB

ACC COACH-OF-THE-YEAR

Presented annually by the Atlantic Coast Sports Writers Association to the outstanding coach in the conference for that season.

1958 - Frank Howard
 1966 - Frank Howard
 1974 - Red Parker
 1977 - Charley Pell
 1978 - Charley Pell
 1981 - Danny Ford
 1983 - Danny Ford (UPI)
 1999 - Tommy Bowden
 2003 - Tommy Bowden
 2009 - Dabo Swinney (Sporting News)

ACC DEFENSIVE PLAYER-OF-THE-YEAR

1999 - Keith Adams, LB
 2004 - Leroy Hill, LB
 2006 - Gaines Adams, DE
 2010 - Da'Quan Bowers, DE
 2014 - Vic Beasley, DE

ACC PLAYER-OF-THE-YEAR

Presented annually by the Atlantic Coast Sports Writers Association to the outstanding player in the conference for that season.

1967 - Buddy Gore, TB
 1977 - Steve Fuller, QB
 1978 - Steve Fuller, QB
 1981 - Jeff Davis, LB
 1984 - William Perry, MG
 1987 - Michael Dean Perry, DT
 2009 - C.J. Spiller, RB
 2012 - Tajh Boyd, QB

ACC ROOKIE-OF-THE-YEAR

Presented by the Atlantic Coast Sportswriters Association to the outstanding first-year player in the conference that season.

1979 - Chuck McSwain, TB
 1987 - Terry Allen, TB
 1990 - Ronald Williams, TB
 1995 - Anthony Simmons, LB
 2005 - James Davis, RB
 2011 - Sammy Watkins, WR

ACC SENIOR SCHOLASTIC AWARD

1995 - Ed Glenn, TE
 2001 - Kyle Young, C
 2002 - Chad Carson, LB
 2003 - Jeff Scott, WR
 2009 - Jimmy Maners, P
 2011 - Caleb Simmons, OL

AFCA ASSISTANT COACH-OF-THE-YEAR

2013 - Chad Morris, Offensive Coordinator

AFCA GOODWORKS TEAM

Presented to 22 college players from across the country who are standouts on the field and community service.

1999 - Robert Carswell, FS
 2000 - Nick Eason, DT
 2009 - Xaver Dye, WR

ALGERNON SYDNEY SULLIVAN AWARD

Presented to the Clemson student, chosen in recognition of excellence in maintaining high ideals of living, spiritual qualities and generous and disinterested service to others.

1956 - Joe Bowen, E
 1970 - Jim Sursavage, LB
 1994 - Warren Forney, DT
 2002 - Chad Carson, LB

ALL-BOWL TEAM


1940 Cotton	Banks McFadden, QB
	Bob Sharpe, C
1978 Gator	Joe Bostic, OG
1979 Peach	Jim Stuckey, DT
1981 Orange	Jeff Davis, LB
1987 Citrus	John Phillips, OG
1988 Citrus	Jesse Hatcher, OLB
1989 Gator	Levon Kirkland, OLB
1990 Hall of Fame	Eric Harmon, OG
	Chris Gardocki, PK
1993 Peach	Brentson Buckner, DT
1999 Peach	Keith Adams, LB
2001 Humanitarian	Kyle Young, C
2003 Peach	Chad Jasmin, RB
	Justin Miller, CB
2012 Chick-fil-A	DeAndre Hopkins, WR
2014 Orange	Tajh Boyd, QB
	Sammy Watkins, WR
2014 Russell Athletic	Grady Jarrett, DT

ALL-SOUTH

1937 - Charlie Woods, C; Don Willis, B
 1938 - Gus Goins, E; Don Willis, B
 1939 - George Fritts, T; Bob Sharpe, C
 1939 - Banks McFadden, B
 1948 - Bobby Gage, B
 1950 - Wyndie Wyndham, LB; Bob Patton, T
 1952 - Tom Barton, G

ALL-SOUTH ATLANTIC

1930 - Red Fordham, C
 1934 - Randy Hinson, B
 1935 - Clarence Inabinet, G
 1935 - Bob Jones, E
 1936 - Mac Folger, B



TAJH BOYD WAS MVP OF THE 2011 ACC CHAMPIONSHIP GAME AFTER LEADING CLEMSON TO A WIN OVER VIRGINIA TECH.



AWARD WINNERS

ALL-SIAA

- 1902 - Hope Sadler, E
John Maxwell, QB
1903 - Vet Sittin, E
O.L. Derrick, G
John Maxwell, QB
Jock Harvey, FB
1904 - O.L. Derrick, T
1905 - O.L. Derrick, T
Fritz Furtick, HB
1913 - W. A. Schletter, T
1917 - Mutt Gee, C
1919 - L.M. Lightsey, G
R.C. Potts, G
Stumpy Banks, B
1920 - L.M. Lightsey, G

ALL-SOUTHERN CONFERENCE

- 1922 - L.M. Lightsey, T
1928 - O.K. Pressley, C
1929 - Goat McMillan, TB
1935 - Tom Brown, T
Clarence Inabinet, G
1937 - Charlie Woods, C
Bob Bailey, B
1938 - Gus Goins, E
Don Willis, B
1939 - Joe Blalock, E
George Fritts, T
Banks McFadden, B
Shad Bryant, B
1940 - Joe Blalock, E
George Fritts, T
Charlie Timmons, B
1941 - Joe Blalock, E
George Fritts, T
Charlie Timmons, B
1942 - Chip Clark, E
1944 - Ralph Jenkins, C
1945 - Ralph Jenkins, C
Bob Turner, T
1948 - Frank Gillespie, G
Bobby Gage, B
1949 - Ray Mathews, B
1950 - Glenn Smith, E
Fred Cone, B
1951 - Glenn Smith, E
Billy Hair, B
1952 - Don King, B

ARMED FORCES MERIT AWARD

Presented by the Football Writers of America.
2014 - Daniel Rodriguez, WR

ATLANTA TOUCHDOWN CLUB AWARD

Given annually to the top back and lineman in the South by the members of the Atlanta Touchdown Club.
1977 - Steve Fuller, Back
1979 - Jim Stuckey, Tackle
1981 - Jeff Davis, Linebacker
1990 - Stacy Long, Offensive Tackle
1991 - Jeb Flesch, Offensive Guard

BEAR BRYANT AWARD FINALIST

2011 - Dabo Swinney

BOB JAMES SCHOLARSHIP

Presented by the ACC to Clemson male athlete in who has been an outstanding student-athlete.
1984 - Mike Eppley, QB
1985 - John Watson, OT
1987 - David Treadwell, PK
1992 - Bruce Bratton, OT

BOBBY DODD NATIONAL COACH-OF-THE-YEAR AWARD

2011 - Dabo Swinney

BOWL GAME MVPs

- 1939 Cotton Banks McFadden, B
1948 Gator Bobby Gage, QB
1950 Orange none chosen
1951 Gator none chosen
1956 Orange none chosen
1958 Sugar none chosen
1959 Bluebonnet Lowndes Shingler, QB
1977 Gator Jerry Butler, WR
1978 Gator Steve Fuller, QB
1979 Peach none chosen

- 1981 Orange Homer Jordan, QB
Jeff Davis, LB
1985 Independence Kenny Flowers, FB
1986 Gator Rodney Williams, QB
1987 Citrus Rodney Williams, QB
Dorian Marable, LB
1988 Citrus Terry Allen, TB
Jesse Hatcher, OLB
1989 Gator Levon Kirkland, OLB
1990 Hall of Fame DeChane Cameron, QB
1991 Citrus DeChane Cameron, QB
Chester McGlockton, DT
1993 Peach Brentson Buckner, DT
Emory Smith, FB
1995 Gator Peter Ford, CB
1996 Peach Raymond Priester, TB
Trevor Pryce, DT
1997 Peach Rahim Abdullah, OLB
1999 Peach Keith Adams, LB
2000 Gator Rod Gardner, WR
2001 Humanitarian Woodrow Dantzler, QB
2002 Tangerine John Leake, LB
Kevin Youngblood, WR
2003 Peach Leroy Hill, LB
Chad Jasmin, RB
2005 Champs Sports James Davis, RB
2007 Chick-fil-A C.J. Spiller, RB
2008 Gator Da'Quan Bowers, DE
2009 Music City C.J. Spiller, RB
2012 Chick-fil-A Tajh Boyd, QB
2013 Orange Sammy Watkins, WR
2014 Russell Athletic Cole Stoudt, QB
Note: Year is season, not necessarily date.

BRANDON STREETER AWARD

Given to a Clemson student-athlete who overcomes injury to exceed on the field.

- 1999-00 - Brandon Streeter, Football
2002-03 - Kevin Youngblood, Football
2007-08 - Jacoby Ford, Football
2011-12 - Phillip Price, Football

BRIAN DAWKINS LIFETIME ACHIEVEMENT AWARD

- 2012 - Brian Dawkins
2013 - Bill Smith
2014 - Warren Forney

BRIAN PICCOLO AWARD

Presented by the Atlantic Coast Conference to the year's most courageous football player in memory of the late Wake Forest and Chicago Bear halfback.
1978 - Rex Varn, DB
1980 - Jack Cain, DB
1986 - Ray Williams, WR
1995 - Warren Forney, DT

BRONKO NAGURSKI AWARD

National Award given by Football Writers Association to the nation's top defensive player.
2010 - Da'Quan Bowers, DE

CBS DEFENSIVE PLAYER-OF-THE-YEAR

National Award given by CBS Sports and Chevrolet to the nation's outstanding defensive player.
1982 - Terry Kinard, DB

CITIZENS SAVINGS ATHLETIC FOUNDATION HALL OF FAME

Clemson representatives have received recognition from the Citizen Savings Foundation (formerly the Helms Athletic Foundation) which is located in Los Angeles, Calif.

Athletic Director - Frank Howard, 1941-71 (Elected 1979)

Coach - Frank Howard, 1940-69 (Elected 1973)

Player - Banks McFadden, Back 1937-38-39 (Elected 1969)

SID - Bob Bradley, 1954-89 (Elected 1972); Joe Sherman, 1934-47 (Elected 1980)

Athletic Trainer - Fred Hoover, 1958-98 (Elected 1982)

CLEMSON RING OF HONOR

Member (Retired Jersey)	Clemson	Inducted
Banks McFadden (#66)	1937-69	1994
Frank Howard	1931-69	1994
Steve Fuller (#4)	1975-78	1994
Jeff Davis (#45)	1978-81	1995
Fred Cone (#31)	1948-50	1997
Jerry Butler (#15)	1975-78	1999
Terry Kinard (#43)	1979-82	2001
Bob Bradley (SID)	1955-89	2005

- 1981 Team 1981 2006
Danny Ford 1978-89 2013

DANNY FORD SCHOLARSHIP AWARD

- 2009 - Jess Bowers, DL
2010 - Michael Wade, QB/S
2011 - Dawson Zimmerman, P
2012 - Chandler Catanzaro, PK
2013 - Andrew Maass, WR
2014 - David Estes, LS

DISTINGUISHED SERVICE AWARD

- 1963 - Roy Pearce ('41)
Bob Jones ('30)
Porter Caughman ('08)
1965 - Walter Cox ('39)
1966 - Banks McFadden ('40)
1967 - Rhett Turnipsee ('22)
John M. Flemming ('26)
1968 - James Gee ('17)
Claude Hayden ('12)
1970 - States R.G. Finley ('18)
1977 - Herman Nimitz ('17)
1979 - Jesse H. Yarborough ('30)
1980 - Gene Willimon ('33)
1981 - Louis P. Batson, Jr. ('48)
1982 - Bill McLellan ('54)
1983 - Phil Prince ('49)
Billy G. Rogers ('49)
1984 - Bill Hunter ('45)
1986 - Wallace Roy ('26)
1987 - John Tice ('55)
1992 - Lawrence Gressette ('92)
2002 - John E. Walker ('58)
2003 - Charlie Bussey ('57)
2008 - Randy Smith ('66)
2013 - Jimmy Addison ('68)

EARL H. BLAIK FELLOWSHIP

A scholarship given annually, sponsored by the NCAA, to a deserving scholar-athlete in the memory of the legendary Army coach, Earl Blaik
1964 - Jimmy Bell, QB

EDDIE ROBINSON NATIONAL COACH-OF-THE-YEAR

1981 - Danny Ford

EDDIE ROBINSON NATIONAL COACH-OF-THE-YEAR FINALIST

2011 - Dabo Swinney

FCA National Coach of the Year

2014 - Dabo Swinney

FEDEX ORANGE BOWL FOOTBALL WRITERS ASSOCIATION COURAGE AWARD

- 2006 - Ray Ray McElrathbey, CB
2012 - Daniel Rodriguez, WR

FRANCIS AWARD

Presented for Leadership

- 1988 - Jeff Bak, C
1989 - Wesley McFadden, FB
1990 - Stacy Fields, TE

- 1991 - Rob Bodine, MG
1992 - Ashley Sheppard, OLB
1993 - Richard Moncrief, QB
1994 - Tim Jones, LB
1995 - Warren Forney, DT
1996 - Raymond White, DT
1997 - Lamont Hall, TE
1998 - Donald Broomfield, DT
1999 - Brandon Streeter, QB
2000 - Chad Carson, LB; Kyle Young, C
2001 - Chad Carson, LB
2002 - Jackie Robinson, WR
2003 - Tony Elliott, WR
2004 - Tommy Sharpe, C
2005 - Tye Hill, CB
2006 - Anthony Waters, LB
2007 - Cullen Harper, QB; Michael Hamlin, S
2008 - Jock McKissic, DT
2009 - Thomas Austin, OG
2010 - Marcus Gilchrist, CB
2011 - Dwayne Allen, TE
2012 - Dalton Freeman, C
2013 - Tajh Boyd, QB
2014 - Grady Jarrett, DT

FRANK HOWARD AWARD

For achievement bringing honor to Clemson.

- 1970 - Charlie Waters, Football
1971 - Jim Sursavage, Football
1972 - John McMakin, Football
1973 - Ben Anderson, Football
1974 - Henry Abadi, Men's Soccer
1975 - Bennie Cunningham, Football
1976 - Denny Walling, Baseball
1977 - Tree Rollins, Men's Basketball
1978 - Steve Fuller, Football
1979 - Steve Fuller, Football
Jerry Butler, Football
1980 - Noel Loban, Wrestling
1981 - Obed Ariri, Football
1982 - National Championship Football Team
1983 - Terry Kinard, Football
1984 - Mike Eppley, Football & Men's Basketball
1985 - Vincent Hamilton, Men's Basketball
1986 - Tina Krebs, Women's Track & Cross Country
1987 - Horace Grant, Men's Basketball
1988 - Pam Hayden, Women's Swimming
1989 - Mitzi Kremer, Women's Swimming
Kevin Johnson, Golf
1990 - Chris Patton, Golf
1991 - Lisa Dillard, Women's Track
1992 - Michael Green, Men's Track
1993 - Kim Graham, Women's Track
1994 - Sam Henson, Wrestling
1995 - Shane Monahan, Baseball
1996 - Kris Benson, Baseball
1997 - Mitch Sprengelmeyer, Men's Tennis
1998 - Shawn Crawford, Men's Track
1999 - Wojtek Krakowiak, Men's Soccer
2000 - Shawn Crawford, Men's Track
2001 - Cydonie Mothersill, Women's Track
2002 - Jamine Moton, Women's Track



DA'QUAN BOWERS WON THE BRONKO NAGURSKI AWARD IN 2010.

AWARD WINNERS

- 2003 - National Championship Golf Team
- 2004 - Julie Coin, Women's Tennis
- 2005 - Gisele Oliveira, Women's Track
- 2006 - Kim Routh, Women's Swimming
- 2007 - Travis Padgett, Men's Track
Kyle Stanley, Golf
- 2008 - Travis Padgett, Men's Track
- 2009 - Jacoby Ford, Men's Track/Football
- 2010 - Patricia Mamona, Women's Track
- 2011 - Da'Quan Bowers, Football
- 2012 - Richie Shaffer, Baseball
- 2013 - Tajh Boyd, Football
- 2014 - Sammy Watkins, Football
- 2015 - TBA

GENE STALLINGS HUMANITARIAN AWARD

- 2014 - Dabo Swinney

BANK OF AMERICA HAMILTON/MORROW AWARDS

Most Valuable Player

- 1936 - Mac Folger, TB
- 1937 - Red Pearson, BB
- 1938 - Charlie Woods, C
- 1939 - Banks McFadden, B
- 1948 - Jack Miller, PK
- 1950 - Fred Cone, FB
- 1958 - Bill Thomas, C
- 1959 - Bill Mathis, HB
- 1961 - Ron Scrudato, FB
- 1962 - Don Chuy, T
- 1963 - Pat Crain, FB
- 1964 - Hal Davis, HB
- 1965 - Thomas Ray, QB
- 1966 - Jimmy Addison, QB
- 1967 - Harry Olszewski, OG
- 1968 - Ray Yauger, TB
- 1969 - Ray Yauger, TB
- 1970 - Ray Yauger, TB
- 1971 - Larry Hefner, LB
- 1972 - Wade Hughes, TB
- 1973 - Ken Pengitore, QB
- 1974 - Mark Fellers, QB
- 1975 - Craig Brantley, FLK
- 1976 - Mike O'Cain, QB
- 1977 - Steve Fuller, QB
- 1978 - Steve Fuller, QB
- 1979 - Bubba Brown, LB; Billy Lott, QB
- 1980 - Obed Ariri, PK
- 1981 - Homer Jordan, QB
- 1982 - Terry Kinard, FS; Cliff Austin, TB
- 1983 - Kevin Mack, FB
- 1984 - William Perry, MG
- 1985 - Kenny Flowers, TB
- 1986 - Terrence Flagler, TB
- 1987 - Michael Dean Perry, DT; John Phillips, OG
- 1988 - Rodney Williams, QB; Donnell Woolford, CB
- 1989 - Chris Morocco, QB; Levon Kirkland, OLB
- 1990 - Chris Gardocki, PK; John Johnson, OLB
- 1991 - DeChane Cameron, QB; Rob Bodine, MG
- 1992 - Rodney Blunt, TB; Robert O'Neal, FS
- 1993 - Terry Smith, WR; Brentson Buckner, DT
- 1994 - Louis Solomon, QB; Tim Jones, LB
- 1995 - Raymond Priester, TB; Brian Dawkins, SS
- 1996 - Anthony Simmons, LB; Raymond Priester, TB
- 1997 - Anthony Simmons, LB; Tony Horne, WR
- 1998 - Chris Jones, LB; Mal Lawyer, WR
- 1999 - Keith Adams, LB; Rod Gardner, WR
- 2000 - Nick Eason, DL; Woodrow Dantzler, QB; Rod Gardner, WR
- 2001 - Chad Carson, LB; Woodrow Dantzler, QB
- 2002 - Nick Eason, DT; J.J. McKelvey, WR; Bryant McNeal, DE
- 2003 - Leroy Hill, LB; Charlie Whitehurst, QB
- 2004 - Leroy Hill, LB; Airese Currie, WR
- 2005 - Tye Hill, CB; Charlie Whitehurst, QB
- 2006 - Gaines Adams, DE; Chansi Stuckey, WR
- 2007 - Michael Hamlin, S; Cullen Harper, QB
- 2008 - Michael Hamlin, S; C.J. Spiller, RB
- 2009 - DeAndre McDaniel, S; C.J. Spiller, RB
- 2010 - Da'Quan Bowers, DE; Jamie Harper, RB
- 2011 - Tajh Boyd, QB; Andre Branch, DE
- 2012 - Tajh Boyd, QB; DeAndre Hopkins, WR; Grady Jarrett, DT; Jonathan Willard, LB
- 2013 - Vic Beasley, DE; Tajh Boyd, QB; Spencer Shuey, LB; Sammy Watkins, WR
- 2014 - Vic Beasley, DE; Kalon Davis, OL; Grady Jarrett, DT; Mike Williams, WR



GRADY JARRETT WAS ONE OF THE TEAM MVP WINNERS IN 2014.

HAMPSHIRE SOCIETY INDUCTEE

- 2011 - Dawson Zimmerman, P
- 2012 - Jaron Brown, WR
Dalton Freeman, C
- 2013 - Chandler Catanzaro, PK

IPTAY ATHLETE-OF-THE-YEAR

Presented by Mr. & Mrs. Eugene P. Willimon to Clemson's most outstanding athlete each year based on athletic accomplishments with consideration given to character, leadership and academics.

- 1978-79 Steve Fuller, Football
- 1979-80 Noel Loban, Wrestling
- 1980-81 Hans Koeleman, Men's Track
- 1981-82 Barbara Kennedy, Women's Basketball
- 1982-83 Terry Kinard, Football
- 1983-84 Mike Eppley, Football & Men's Basketball
- 1984-85 Vincent Hamilton, Men's Basketball
- 1985-86 Chuck Baldwin, Baseball
- 1986-87 Horace Grant, Men's Basketball
- 1987-88 Mitzi Kremer, Women's Swimming
- 1988-89 Brian Barnes, Baseball
- 1989-90 Lisa Dillard, Women's Track
- 1990-91 Dale Davis, Men's Basketball
- 1991-92 James Trapp, Men's Track
- 1992-93 Michael Green, Men's Track
- 1993-94 Sam Henson, Wrestling
- 1994-95 Duane Ross, Men's Track
- 1995-96 Kris Benson, Baseball
- 1996-97 Charles Warren, Golf
- 1997-98 Anthony Simmons, Football
- 1998-99 Jonathan Byrd, Golf
- 1999-00 Jonathan Byrd, Golf
- 2000-01 Rod Gardner, Football
- 2001-02 Khalil Greene, Baseball
D.J. Trahan, Golf
- 2002-03 D.J. Trahan, Golf
- 2003-04 Gisele Oliveira, Women's Track
- 2004-05 Julie Coin, Women's Tennis
- 2005-06 Tyler Colvin, Baseball
Tye Hill, Football
- 2006-07 Gaines Adams, Football
- 2007-08 Cliff Hammonds, Men's Basketball
- 2008-09 Varsity 4+ Rowing Team
- 2009-10 C.J. Spiller, Football
- 2010-11 Miller Moss, Men's Track
- 2011-12 Tanner Smith, Men's Basketball
- 2012-13 Brianna Rollins, Women's Track
- 2013-14 K.J. McDaniels, Men's Basketball
- 2014-15 TBA

JACOBS BLOCKING TROPHY (ACC)

Presented annually by Hugh & William Jacobs of Clinton, S.C. in memory of their late father, Dr. William P. Jacobs, to the outstanding blocker in the ACC, based on a vote by ACC assistant coaches.

- 1959 - Doug Cline, FB
- 1966 - Wayne Mass, T
- 1967 - Harry Olszewski, G
- 1977 - Joe Bostic, G
- 1983 - James Farr, G

- 1987 - John Phillips, OG

JACOBS BLOCKING TROPHY (STATE)

Presented annually by Hugh and William Jacobs of Clinton, S.C., in memory of their late father, Dr. William P. Jacobs, to the outstanding blocker in the state of South Carolina, based on a vote of assistant coaches.

- 1928 - O.D. Padgett, BB
- 1930 - Grady Salley, WB
- 1937 - Don Willis, FB
- 1938 - Don Willis, FB
- 1942 - Marion Craig, BB
- 1944 - Alton Cumbie, BB
- 1945 - Alton Cumbie, BB
- 1948 - Robert Martin, BB
- 1950 - Dick Hendley, BB
- 1955 - Dick Marazza, T
- 1957 - Bill Thomas, C
- 1959 - Doug Cline, FB
- 1965 - Bo Ruffner, FB
- 1966 - Wayne Mass, T
- 1967 - Harry Olszewski, G
- 1968 - Joe Lhotsky, T
- 1970 - Dave Thompson, G
- 1973 - Ken Peebles, T
- 1974 - Ken Peebles, G
- 1977 - Joe Bostic, G
- 1978 - Joe Bostic, G
- 1982 - Bob Mayberry, T
- 1983 - James Farr, OG
- 1986 - John Phillips, OG
- 1987 - John Phillips, OG
- 1990 - Stacy Long, OT
- 1991 - Jeb Flesch, OG
- 1992 - Stacy Seegars, OG

JIM TATUM AWARD

Presented to the top scholar among ACC football players.

- 1994 - Ed Glenn, TE
- 2001 - Kyle Young, C

JOHN MACKEY AWARD

National Award given to the nation's top tight end.

- 2011 - Dwayne Allen, TE

KEITH JACKSON AWARD OF EXCELLENCE

Presented by ESPN and Cingular Wireless

- 2006 - Ray Ray McElrathbey, CB

LIBERTY MUTUAL NATIONAL COACH-OF-THE-YEAR AWARD FINALIST

- 2009 - Dabo Swinney
- 2011 - Dabo Swinney
- 2012 - Dabo Swinney
- 2013 - Dabo Swinney

McFADDEN AWARD

Presented to top college football player in South Carolina by the Greenville Touchdown Club.

- 1993 - Terry Smith, WR
- 1996 - Anthony Simmons, LB

- 1997 - Anthony Simmons, LB
- 1999 - Keith Adams, LB
- 2001 - Woodrow Dantzler, QB
- 2003 - Charlie Whitehurst, QB
- 2006 - Gaines Adams, DE
- 2007 - Cullen Harper, QB
- 2009 - C.J. Spiller, RB
- 2011 - Sammy Watkins, WR
- 2012 - Tajh Boyd, QB
- 2013 - Sammy Watkins, WR
- 2014 - Vic Beasley, DE

McKELVIN AWARD

Given annually to the Athlete-of-the-Year in the Southern Conference and/or ACC.

- 1947-48 Frank Gillespie (Football, Basketball, Baseball)
- 1995-96 Kris Benson (Baseball)

NATIONAL AWARD CANDIDATES

Year	Player	Award	Final
1982	Terry Kinard	CBS Defensive	1
1983	William Perry	Outland	10
1984	William Perry	Lombardi	4
1987	Michael Dean Perry	Outland	3
1990	Stacy Long	Outland	3
	Levon Kirkland	Butkus	5
1991	Ed McDaniel	Butkus	4
1997	Tony Horne	Biletnikoff	10
	Anthony Simmons	Butkus	10
1998	Antwan Edwards	Thorpe	10
1999	Keith Adams	Football News Defensive	15
2000	Keith Adams	Bednarik	3
		Butkus	3
		Football News Defensive	5
	Kyle Young	Rimington	3
	Chad Speck	Tatupu	5
	Woodrow Dantzler	O'Brien	8
	Rod Gardner	Biletnikoff	10
	Robert Carswell	Thorpe	12
2001	Kyle Young	Rimington	5
	Woodrow Dantzler	O'Brien	12
2002	Aaron Hunt	Groza	20
2004	Justin Miller	Thorpe	12
2005	Jad Dean	Groza	3
	Tye Hill	Thorpe	3
2006	Gaines Adams	Nagurski	5
		Hendricks	6
		Lombardi	12
		Bednarik	16
	James Davis	Walker	10
2008	Cullen Harper	Unitas	10
2009	C.J. Spiller	Walker	4
2010	Da'Quan Bowers	Hendricks	1
		Nagurski	1
		Bednarik	3
		Lombardi	3
	Dawson Zimmerman	Guy	10
2011	Dwayne Allen	Mackey	1
	Andre Branch	Hendricks	6
	Dalton Freeman	Rimington	6
	Tajh Boyd	O'Brien	10
		Maxwell	16
	Sammy Watkins	Biletnikoff	10
		Walter Camp	10
	Dawson Zimmerman	Wuerffel	13
	Chandler Catanzaro	Groza	20
2012	Dalton Freeman	Rimington	6
	Tajh Boyd	Manning	10
		Unitas	15
		Walter Camp	15
		O'Brien	16
	DeAndre Hopkins	Biletnikoff	10
	Chandler Catanzaro	Groza	20
2013	Sammy Watkins	Biletnikoff	3
	Tajh Boyd	Unitas	5
		Manning	10
		Maxwell	16
		O'Brien	16
	Vic Beasley	Hendricks	6
		Lombardi	12
		Bednarik	16
	Spencer Shuey	Lott	20
2014	Vic Beasley	Bednarik	3
		Lombardi	4
		Hendricks	5
		Lott	15
	Stephone Anthony	Butkus	15
	Ammon Lakip	Groza	20



AWARD WINNERS

NATIONAL COORDINATOR-OF-THE-WEEK

Year	Player	Opponent	Outlet
2011	Chad Morris	Auburn	Rivals
	Kevin Steele	Virginia Tech	Rivals

NATIONAL COORDINATOR-OF-THE-YEAR

Year	Coordinator	Position	Outlet
2011	Chad Morris	OC	Rivals
2014	Brent Venables	DC	Football Scoop

NATIONAL FOOTBALL FOUNDATION HALL OF FAME

These men have received the highest honor the game of football accords in their selection to the Hall of Fame, which is located in Atlanta, Ga.

Coaches

John Heisman, 1900-03 (Inducted 1954)
 Jess Neely, 1931-39 (Inducted 1971)
 Frank Howard, 1940-69 (Inducted 1989)

Players

Banks McFadden (B), 1937-39 (Inducted 1959)
 Terry Kinard (S), 1979-82 (Inducted 2001)
 Jeff Davis (LB), 1978-81 (Inducted 2007)

NATIONAL FOOTBALL FOUNDATION & HOF SCHOLAR-ATHLETE AWARD

Given in recognition of excellence in football and academics, this award carries a stipend for postgraduate work.

1964 - Jimmy Bell, QB
 1968 - Jimmy Addison, QB
 1972 - Ben Anderson, DB
 1978 - Steve Fuller, QB
 2001 - Kyle Young, C

NATIONAL FRESHMAN-OF-THE-YEAR

Year	Player	Outlet
1995	Anthony Simmons	UPI
2011	Sammy Watkins	College Football News Rivals Sporting News

NATIONAL PLAYER-OF-THE-WEEK

Year	Player	Opponent	Outlet
1951	Glenn Smith	Auburn	AP
1958	Harvey White	Vanderbilt	AP
1974	Ken Callicutt	North Carolina	UPI
	Willie Anderson	South Carolina	SI
1978	Bubba Brown	NC State	SI
1980	Willie Underwood	South Carolina	SI
1995	Brian Dawkins	Duke	SI
1999	Brandon Streeter	Virginia	USA
	Keith Adams	Duke	Nagurski
2000	Woodrow Dantzler	Virginia	CNN.com
2001	Woodrow Dantzler	Georgia Tech	USA
		NC State	SN, CollegeFootballNews.com, SI.com
2005	Jad Dean	Texas A&M	USA
2006	James Davis	Georgia Tech	WC, USA, Rivals.com
2009	C.J. Spiller	Miami (Fla.)	WC
2011	Sammy Watkins	Maryland	Capital One Cup Rivals
	Tajh Boyd	North Carolina	Capital One Cup
	Kourtnei Brown*	North Carolina	WC
2012	Andre Ellington	Auburn	Maxwell
	Jonathan Meeks	Virginia Tech	Thorpe
	Tajh Boyd	NC State	WC
2013	Tajh Boyd	Georgia	Athlon Maxwell
	Vic Beasley	NC State	Bednarik
2014	Deshaun Watson	North Carolina	Capital One

* - defense

NATIONAL TEAM-OF-THE-WEEK

Year	Opponent	Outlet
2003	Florida State	Football Writers
2011	Florida State	Football Writers

NATION'S MOST VERSATILE ATHLETE

Banks McFadden, Football, Basketball, Track, 1939-40

NCAA POSTGRADUATE SCHOLARSHIP

Given to a deserving scholar-athlete who is entering postgraduate work in conjunction with NCAA scholarship fund.

1964 - Jimmy Bell
 1968 - Jimmy Addison

1972 - Ben Anderson
 1979 - Steve Fuller
 1985 - John Watson
 2001 - Kyle Young

NCAA TOP-FIVE AWARD

Given by the NCAA to the nation's top five outstanding senior student-athletes of the preceding calendar year.

1979 - Steve Fuller, Football

RENWICK-FLANDERS AWARD

Most Improved Player

1973 - Curt Buttermore, OG
 1974 - Mark Fellers, QB
 1975 - Jimmy Weeks, OT
 1976 - Bubba Brown, LB
 1977 - Steve Ryan, FS
 1978 - Lester Brown, TB
 1979 - Jeff Davis, LB
 1980 - Lee Nanney, OT
 1981 - Brad Fisher, OT
 1982 - Brian Butcher, OT
 1983 - Bob Paulling, PK
 1984 - Reid Ingle, OT
 1985 - John Watson, OT
 1986 - Tony Stephens, MG
 1987 - Tony Stephens, MG
 1988 - Mark Drag, MG
 1989 - Hank Phillips, C
 1990 - Arlington Nunn, SS
 1991 - Rodney Blunt, TB
 1992 - Warren Forney, DT
 1993 - Tim Jones, LB
 1994 - Andre Carter, FS
 1995 - Patrick Sapp, OLB
 1996 - Jamie Trimble, C
 1997 - Lorenzo Bromell, DE
 1998 - Kyle Young, OG
 1999 - Dextra Polite, CB
 2000 - Nick Eason, DE
 2001 - Derrick Hamilton, WR
 2002 - Justin Miller, CB
 2003 - Tye Hill, CB
 2004 - Tye Hill, CB
 2005 - Chansi Stuckey, WR
 2006 - Cole Chason, P
 2007 - Cullen Harper, QB
 2008 - Jacoby Ford, WR
 2009 - Rashard Hall, S
 2010 - Jarvis Jenkins, DT
 2011 - Chandler Catanzaro, PK
 2012 - Grady Jarrett, DT
 2013 - Stephone Anthony, LB
 Roderick McDowell, RB
 2014 - Tony Steward, LB
 Reid Webster, OL


RETIRED NUMBERS

#4 Steve Fuller, QB
 #28 C.J. Spiller, RB
 #66 Banks McFadden, B

R.F. POOLE AWARD

Recognition of best Tiger offensive and defensive players in the Clemson-South Carolina game.

Year	Offense	Defense
1971	Tommy Kendrick	Larry Hefner
1972	Heidi Davis	Jim Williamson
1973	Smiley Sanders	Mike Buckner
1974	Ken Callicutt	Willie Anderson
1975	Harold Goggins	G.G. Galloway
1976	Tracy Perry	Rex Varn
1977	Steve Fuller	Roy Epps
1978	Lester Brown	Bubba Brown
1979	Obed Ariri	Jim Stuckey
1980	Homer Jordan	Willie Underwood
1981	Chuck McSwain	Bill Smith
1982	Homer Jordan	Terry Kinard
1983	Stacy Driver	James Robinson
1984	Steve Reese	Terence Mack
1985	Kenny Flowers	Raymond Chavous
1986	Ricardo Hooper	Donnell Woolford
1987	Danny Pearman	Donnell Woolford
1988	Rodney Williams	Jesse Hatcher
1989	Rodney Fletcher	Levon Kirkland
1990	Ronald Williams	Chester McGlockton
1991	DeChane Cameron	Levon Kirkland
1992	Les Hall	Tim Jones
1993	Emory Smith	Andre Humphrey



C.J. SPILLER'S #28 JERSEY WAS RETIRED AFTER A CAREER THAT SAW HIM COMPILER 7,588 ALL-PURPOSE YARDS.

1994 - Lamont Pegues	Mike Barber
1995 - Antwan Wyatt	Leomont Evans
1996 - Raymond Priestler	Dexter McCleon
1997 - Nealon Greene	Antwan Edwards
1998 - Javis Austin	Howard Bartley
1999 - Woodrow Dantzler	Keith Adams
2000 - Rod Gardner	Chad Carson
2001 - Kyle Young	Khaleed Vaughn
2002 - Charlie Whitehurst	Bryant McNeal
2003 - Chad Jasmin	Maurice Fountain
2004 - Reggie Merriweather	Leroy Hill
2005 - James Davis	Jamaal Fudge
2006 - C.J. Spiller	Jock McKissic
2007 - Aaron Kelly	Chris Chancellor
2008 - Starting Offensive Line	Chris Chancellor, Chris Clemons
2009 - Michael Palmer	Jamie Cumbie
2010 - DeAndre Hopkins	Brandon Thompson
2011 - Andre Ellington	Rashard Hall
2012 - Andre Ellington	Xavier Brewer
2013 - Brandon Thomas	Grady Jarrett
2014 - 8 players	11 players

SENIOR CLASS AWARD

Year	Player, Pos.	Final
2011	Dawson Zimmerman, P	10
2012	Rashard Hall, S	31

SHINGLER/DR. R.C. EDWARDS SPORTSMANSHIP AWARD (Athletic Department-Wide Award)

1979 - Charlie Bauman, MG
 1981 - Jack Cain, DB
 1982 - Jerry Gaillard, WR
 1983 - Mike Eppley, QB
 1985 - Mike Eppley, QB
 1986 - Andy Newell, P
 1987 - Bill Spiers, P
 1988 - David Treadwell, PK
 1989 - Rodney Williams, QB
 1990 - Wesley McFadden, RB
 1991 - Chris Gardocki, PK
 1995 - Warren Forney, DT
 2000 - Brandon Streeter, QB
 2002 - Chad Carson, LB
 2004 - Tony Elliott, WR
 2006 - Charlie Whitehurst, QB

SILVER ANNIVERSARY ACC TEAM

Selected by the ACC Sports Writers Association honoring the players who participated in the conference during the first 25 years.
 Harry Olszewski, OG, 1965-67 (selected in 1977)

SILVER ANNIVERSARY ALL-AMERICAN

Selected by Sports Illustrated honoring successful men who played college football in 1932.
 Buck Priestler, HB, Class of 1932 (selected in 1957)

SOUTH CAROLINA ATHLETIC HALL OF FAME

1960 - Banks McFadden
 1961 - Frank Howard
 1968 - Rock Norman
 1969 - Joe Blalock
 1973 - Fred Cone
 1974 - Joel Wells

1976 - Bob Jones
 1977 - Bill Mathis
 1978 - Bobby Gage, John Heisman
 1979 - Bill A. Hudson, Bob Hudson, Bob Sharpe
 1980 - Charlie Waters
 1981 - Jess Neely
 1982 - Danny Ford
 1986 - Dwight Clark, B.C. Inabinet
 1987 - Tom Barton
 1990 - Harry Olszewski
 1991 - Steve Fuller
 1993 - Mac Folger, Bennie Cunningham, Bob Jones
 1995 - Jim Stuckey
 1997 - Jerry Butler
 1999 - Jeff Bostic
 2000 - Buddy Gore
 2001 - Bob Bradley, Jeff Davis
 2002 - Terry Kinard
 2003 - Perry Tuttle
 2004 - Jeff Bryant, Dreher Gaskin
 2005 - Gary Barnes, Michael Dean Perry, William Perry
 2007 - Bill Spiers
 2008 - Levon Kirkland
 2010 - Joe Bostic
 2011 - Chester McGlockton, Gene Moore
 2013 - Homer Jordan, Bill McLellan, Jim Phillips
 2014 - Brian Dawkins, Rodney Williams
 2015 - Terry Allen

SPORTS ILLUSTRATED'S ALL-CENTURY TEAM

Terry Kinard, S

SWEDE NELSON SPORTSMANSHIP AWARD

Selected by the Boston Touchdown Club and awarded to the player who most exemplifies sportsmanship in college athletics for the United States.
 1953 - Don King, B

TEAGUE AWARD

Given annually and selected by the sportswriters in North Carolina and South Carolina to the Amateur Athlete-of-the-Year in the two states.
 1940 - Banks McFadden
 1950 - Fred Cone

USA TODAY ALL-DECADE TEAM

Presented by USA Today to the top-22 college players of the decade.
 1980s - Terry Kinard, FS

WEAVER-JAMES CORRIGAN POSTGRADUATE SCHOLARSHIP

Given by the ACC to a deserving scholar-athlete in memory of ACC Commissioners.

1972 - Ben Anderson
 1978 - Steve Fuller
 1995 - Ed Glenn
 1996 - Andye McCrorey
 2002 - Chad Carson, Kyle Young
 2003 - Jackie Robinson
 2004 - Tony Elliott
 2007 - Thomas Hunter
 2010 - Michael Wade
 2011 - Dawson Zimmerman
 2012 - Rashard Hall
 2013 - Chandler Catanzaro



ALL-AMERICA TIGER STATS

O.K. PRESSLEY
C • Third Team, 1928

BANKS McFADDEN
B • First Team, 1939

Year	GP-GS	Comp.	Att.	Int	Yds	Pct	Car.	Yds	Avg	Rec.	Yds	Avg
1937	9-0	0	2	1	0	.000	34	185	5.4	8	164	20.5
1938	9-6	10	20	0	169	.500	66	342	5.2	2	26	13.0
1939	9-8	31	70	6	581	.443	78	469	6.0	1	23	23.0
Totals	27-14	41	92	7	750	.446	178	996	5.6	11	213	19.4

Year	Plays	Off.	Y/P	TD	Pts	Int-Yds	Punts	Yds	Avg
1937	36	185	5.13	2	13	1-0	19	640	34.0
1938	86	511	5.94	5	31	1-5	29	1139	39.3
1939	148	1050	7.09	5	30	2-27	65	2828	43.5
Totals	270	1746	6.47	12	74	4-32	113	4607	40.8

JOE BLALOCK
E • First Team, 1940,41

Year	GP-GS	Rec.	Yds	Avg	TD	Pts	Int-Yds	Rush	Avg	C-A-I-Yds
1939	10-9	15	322	21.47	3	18	0-0	4-21	5.3	1-3-0-23
1940	9-8	10	211	21.10	4	24	1-45	15-58	3.9	1-8-0-22
1941	9-9	13	240	18.50	4	26	0-0	16-64	4.0	0-1-0-0
Totals	28-26	38	773	20.34	11	68	1-45	35-143	4.1	2-12-0-45

RALPH JENKINS
C • Second Team, 1945

BOBBY GAGE
TB/S • Second Team, 1948

Passing										Rushing		
Year	GP-GS	Comp	Att.	Int	Yds	TD	Pct	Eff.	Att	Yds	Avg	Int-Yds
1945	8-4	8	14	1	171	1	.571	169.0	44	214	4.9	2-33
1946	5-4	24	44	3	388	2	.545	129.9	53	250	4.7	1-10
1947	9-9	47	115	13	1002	10	.409	120.2	114	502	4.4	2-16
1948	11-10	44	105	10	887	11	.419	129.3	105	343	3.3	5-38
Totals	33-27	123	278	27	2448	24	.442	127.2	316	1309	4.1	10-97

Year	KOR-Yds	PR-Yds	Plays	Off	Y/P	TD	Pts	Punts	Yds	Avg
1945	2-43	8-64	58	385	6.6	0	0	22	779	35.4
1946	4-86	5-74	97	638	6.6	2	12	15	530	35.3
1947	10-244	14-98	229	1504	6.6	7	42	52	1950	37.5
1948	5-118	12-203	210	1230	5.9	1	7	37	1317	35.6
Totals	21-491	39-439	594	3757	6.3	10	61	126	4576	36.3

JACKIE CALVERT
TB/S • First Team, 1950

Year	GP-GS	Cmp	Att	Int	Yds	TD	Pct	Eff	Att	Yds	Avg	TD	Rec	Yds
1948	5-0	1	6	0	10	0	.167	83.37	20	143	7.2	1	0	0
1949	10-7	16	51	5	318	2	.314	77.71	62	292	4.7	7	5	133
1950	11-9	23	44	3	557	6	.523	188.85	105	663	6.3	4	5	119
Totals	26-16	40	101	8	885	8	.396	123.50	187	1098	5.9	12	10	252

Year	Plays	Off.	Y/P	PR-Yds	KR-Yds	Int-Yds	TD	Pts	Punts	Yds	Avg
1948	26	153	5.9	4-77	1-15	1-15	1	6	1	49	49.0
1949	112	610	5.4	15-131	6-98	2-37	7	42	26	1087	41.8
1950	149	1220	8.2	14-225	6-89	2-7	6	36	4	178	44.5
Totals	287	1983	6.9	33-433	13-202	5-59	14	84	31	1314	42.4

TOM BARTON
G • Second Team, 1952

JOEL WELLS
B • Third Team, 1955

Year	GP-GS	Att	Yds	Avg	TD	Rec.	Yds	Avg	TD	PR-Yds	Int-Yds	KR-Yds
1954	10-7	74	352	4.8	3	3	34	11.3	0	2-13	1-0	2-20
1955	10-10	135	782	5.8	5	3	87	29.0	1	7-56	2-37	8-181
1956	11-11	156	678	4.3	6	4	80	20.0	0	2-16	2-6	6-140
Totals	31-28	365	1812	5.0	14	10	201	20.1	1	11-85	5-43	16-341

LOU CORDILEONE
T • First Team, 1959

WAYNE MASS
OT • First Team, 1966

HARRY OLSZEWSKI
OG • First Team, 1967

DAVE THOMPSON
OG • First Team, 1970

BENNIE CUNNINGHAM
TE • Consensus First Team, 1974 • First Team, 1975

Year	GP-GS	Rec.	Yds	Avg	TD	Rush	Yds	Avg	TD
1973	11-11	22	341	15.5	1	11	73	6.6	0
1974	11-11	24	391	16.3	7	3	4	1.3	0
1975	11-11	18	312	17.3	2	3	4	1.3	0
Totals	33-33	64	1044	16.3	10	17	81	4.8	0

JOE BOSTIC
OG • First Team, 1977,78

JERRY BUTLER
WR • First Team, 1978

Year	GP-GS	Rec.	Yds	Avg	TD	Rush	Yds	KOR	Yds
1975	5-0	1	7	7.0	0	0	0	3	46
1976	11-11	33	484	14.6	4	3	23	3	32
1977	12-12	47	824	17.5	4	3	13	0	0
1978	12-12	58	908	15.7	3	0	0	0	0
Totals	40-35	139	2223	16.0	11	6	36	6	78

STEVE FULLER
QB • Third Team, 1978

Year	GP-GS	Comp	Att	Yds	Int	TD	Pct	Car	Yds	Avg	TD
1975	8-1	22	46	354	3	2	47.8	47	148	3.1	0
1976	11-9	58	116	835	6	5	50.0	157	503	3.2	6
1977	12-12	106	205	1655	8	8	51.7	178	437	2.5	6
1978	12-12	101	187	1515	4	7	54.0	153	649	4.2	10
Totals	43-34	287	554	4359	21	22	51.8	535	1737	3.2	22

JIM STUCKEY
DT • First Team, 1979

Year	GP-GS	Tot	Hits	Ast	TL	Sacks	CF-RF	PBU
1976	10-4	33	19	14	4	0	0-0	0
1977	12-12	88	46	42	5	4	1-1	2
1978	12-12	87	46	41	7	4	1-0	2
1979	12-12	106	63	43	20	10	1-0	0
Totals	46-40	314	174	140	36	18	3-1	4

OBED ARIRI
PK • First Team, 1980


Year	GP-GS	0-20	21-29	30-39	40-49	50+	Total	PATs	Pts
1977	12-11	1-1	2-2	3-3	3-6	1-8	10-20	23-24	53
1978	12-11	0-0	8-9	3-6	3-10	0-0	14-25	44-46	86
1979	12-11	2-2	4-7	6-6	4-6	0-1	16-22	14-15	62
1980	11-11	1-1	9-10	8-8	4-7	1-4	23-30	18-18	87
Totals	47-44	4-4	23-28	20-23	14-29	2-13	63-97	99-103	288

JEFF DAVIS
LB • First Team, 1981

Year	GP-GS	Tot	Hit	Ast	TFL	Sacks	PBU	Int-Yd	CF-RF
1978	5-0	11	5	6	0-0	0-0	1	1-10	3-2
1979	12-12	123	63	60	6-25	0-0	5	3-17	0-0
1980	11-11	160	108	52	2-7	0-0	4	0-0	3-2
1981	12-12	175	119	56	10-37	4-27	6	0-0	4-4
Totals	40-35	469	295	174	18-69	4-27	16	4-27	10-8

PERRY TUTTLE
WR • First Team, 1981

Year	GP-GS	Rec.	Yds	Avg	TD	LG	Rush	Yds	Avg	TD	KOR-Yds
1978	11-0	9	192	21.3	1	39	5	55	11.0	0	0-0
1979	12-12	36	544	15.1	4	81	2	12	6.0	0	0-0
1980	11-11	53	915	17.3	4	63	2	23	11.5	0	0-0
1981	12-12	52	883	17.0	8	80	3	21	7.0	0	12-266
Totals	46-35	150	2534	16.9	17	81	12	111	9.3	0	12-266



PERRY TUTTLE WAS A FIRST-TEAM ALL-AMERICAN IN 1981 AFTER HAULING IN EIGHT TOUCHDOWN CATCHES FOR THE NATIONAL CHAMPIONSHIP TEAM.



ALL-AMERICA TIGER STATS

JEFF BRYANT

DT • Second Team, 1981

Year	GP-GS	Tot	Hit	Ast	TFL	Sacks	PBU	CF-RF
1978	12-0	31	13	18	1-6	0-0	0	0-0
1979	12-0	37	22	15	0-0	0-0	0	0-0
1980	11-8	52	31	21	7-42	5-45	1	0-1
1981	12-12	92	69	23	19-74	8-61	2	2-1
Totals	47-20	212	135	77	27-122	13-106	3	2-2

LEE NANNEY

OT • Second Team, 1981

Year	GP-GS	Plays
1978	1-0	10
1979	12-12	630
1980	11-11	645
1981	12-12	816
Totals	36-35	2101

TERRY KINARD

DB • First Team, 1981 • Unanimous First Team, 1982

Year	GP-GS	Tot	Hit	Ast	TFL	PBU	Int-Yd-LG	CF-RF	PR-Yds-Avg
1979	12-3	35	15	20	0-0	5	3-93-40	0-0	0-0-0
1980	9-9	73	36	37	0-0	7	2-0-0	2-1	12-50-4.2
1981	12-12	95	74	21	1-5	6	6-51-19	1-0	0-0-0
1982	11-11	89	62	27	1-1	12	6-3-3	1-1	0-0-0
Totals	44-35	292	187	105	2-6	30	17-147-40	4-2	12-50-4.2

JOHNNY REMBERT

LB • Third Team, 1982

Year	GP-GS	Tot	Hit	Ast	TFL	Sacks	PBU	Int-Yds	CF
1981	12-1	22	19	3	1-5	0-0	3	2-15	0
1982	10-9	64	37	27	8-23	1-2	5	6-128	3
Totals	22-10	86	56	30	9-28	1-2	8	8-143	3

JAMES ROBINSON

DT • Second Team, 1983

Year	GP-GS	Tot	Hits	Ast	TFL	Sacks	CF-RF	PBU
1979	12-0	7	5	2	3-9	1-5	0-0	0
1980	11-5	47	33	14	5-23	2-12	0-0	2
1981	11-2	42	28	14	4-22	3-20	0-2	3
1983	11-11	83	57	26	13-20	5-43	2-2	5
Totals	45-18	179	123	56	25-74	11-80	2-4	10

JAMES FARR

OG • Third Team, 1983

Year	GP-GS	Plays	KD
1980	11-1	125	9
1981	12-12	506	32
1982	11-11	602	35
1983	11-11	654	46
Totals	45-35	1887	122

WILLIAM PERRY

DT • Third Team, 1982 • Consensus First Team, 1983 • First Team, 1984

Year	GP-GS	Tot	Hit	Ast	TFL	Sacks	CF-RF	PBU	BK
1981	12-4	48	33	15	9-50	4-44	1-2	0	0
1982	11-7	52	30	22	9-66	5-38	3-1	0	0
1983	11-4	61	38	23	15-67	6-40	2-1	1	0
1984	11-11	100	67	33	27-111	10-69	2-3	1	1
Totals	45-26	261	168	93	60-294	25-191	8-7	2	1

DONALD IGWEBUIKE

PK • Third Team, 1984

Year	GP-GS	0-29	30-39	40-49	+50	FGM-A	LK	XPM-XPA	Pts
1981	12-9	2-2	6-7	1-4	1-4	10-17	52	1-1	31
1982	11-2	0-0	1-1	1-2	1-1	3-4	55	0-0	9
1983	10-0	1-1	0-0	1-1	1-3	3-5	55	1-1	10
1984	11-11	4-4	4-5	6-6	2-2	16-17	53	41-41	89
Totals	44-22	7-7	11-13	9-13	5-10	32-43	55	43-43	139

DALE HATCHER


P • Second Team, 1984

Year	GP-GS	P	Yds	Avg	-20	+50	LP	HB	Net
1981	11-10	44	1908	43.4	17	13	64	1	40.5
1982	11-11	46	1871	40.7	21	8	63	1	38.8
1983	11-11	47	2051	43.6	15	10	57	0	40.9
1984	11-11	54	2361	43.7	16	13	68	0	42.4
Totals	44-43	191	8191	42.9	69	44	68	2	40.7

STEVE REESE

OG • Second Team, 1985

Year	GP-GS	Plays	KD
1982	10-0	100	12
1983	11-7	462	30
1984	11-11	572	42
1985	12-12	850	82
Totals	44-30	1984	166



JEFF BRYANT EARNED SECOND-TEAM ALL-AMERICA HONORS IN 1981 AFTER COMPILING 19 TACKLES FOR LOSS AND EIGHT SACKS.

TERRENCE FLAGLER

TB • First Team, 1986

Year	GP-GS	Att	Yds	Avg	TD	LG	Rec.	Yds	Avg	TD	KOR	Yds
1982	9-0	29	120	4.0	0	14	0	0	0.0	0	4	108
1983	2-1	31	202	6.5	0	35	2	21	10.5	0	1	8
1984	10-2	75	350	4.7	5	43	8	63	7.5	2	0	0
1985	9-0	52	232	4.3	2	47	10	54	5.4	0	0	0
1986	12-10	192	1258	6.6	10	88	16	188	11.8	3	0	0
Totals	42-13	379	2162	5.7	17	88	36	326	9.1	5	5	116

JOHN PHILLIPS

OG • First Team, 1986 • Second Team, 1987

Year	GP-GS	Plays	KD
1984	11-0	50	0
1985	12-8	621	42
1986	12-12	864	100
1987	12-12	795	103
Totals	47-32	2330	245

DAVID TREADWELL

PK • Consensus First Team, 1987

Year	GP-GS	0-29	30-39	40-49	+50	Tot	PAT	LK	Pts
1985	11-11	4-6	8-8	5-8	0-2	17-24	25-25	49	76
1986	12-12	7-7	3-5	2-8	0-0	12-20	34-34	46	70
1987	11-11	7-8	7-8	4-6	0-0	18-22	33-34	43	87
Totals	34-34	18-21	18-21	11-22	0-2	47-66	92-93	49	233

MICHAEL DEAN PERRY

DT • First Team, 1987

Year	GP-GS	Tot	Hits	Ast	TFL	Sacks	CF-RF	PBU
1984	11-10	75	48	27	15-63	7-37	3-0	1
1985	7-6	34	19	15	7-20	2-5	1-0	6
1986	12-5	56	31	25	15-84	9-60	0-0	5
1987	11-11	74	52	22	24-128	10-86	1-0	3
Totals	41-32	239	150	89	61-295	28-188	5-0	15

DONNELL WOOLFORD

CB • First Team, 1987 • Consensus First Team, 1988

Year	GP-GS	Tot	Hits	Ast	TFL	Int-Yd	PR-Yd	Avg	PBU
1985	12-0	21	12	9	0-0	1-34	1-14	14.0	2
1986	11-11	53	37	16	3-3	3-(-8)	25-203	8.1	12
1987	12-12	52	38	14	4-8	5-0	23-345	15.0	15
1988	12-12	61	45	16	5-18	1-0	29-192	6.6	15
Totals	47-35	187	132	55	12-29	10-26	78-754	9.7	44



ALL-AMERICA TIGER STATS

STACY LONG

OT • First Team 1989 • Consensus First Team 1990

Year	GP-GS	Plays	KD
1986	5-1	39	3
1988	12-1	344	17
1989	12-12	734	69
1990	11-11	601	52
Totals	40-25	1718	141

CHRIS GARDOCKI

PK • Third Team, 1989 • Second Team 1990

Year	GP-GS	0-29	30-39	40-49	+50	Tot	PAT	LK	Pts	KO	TB
1988	12-12	6-7	7-11	4-8	2-6	19-32	1-1	52	58	1	0
1989	12-12	10-10	2-5	10-13	0-1	22-29	41-41	49	107	32	9
1990	12-12	8-8	7-9	4-5	3-6	22-28	30-30	57	96	66	24
Totals	36-36	24-25	16-25	18-26	5-13	63-89	72-72	57	261	99	33

Year	Punts	Yds	-20	+50	Ret-Yd	LP	HB	Net	Avg
1988	45	1924	7	8	23-206	66	0	38.1	42.76
1989	48	2062	15	7	16-171	63	0	39.4	42.96
1990	58	2580	12	15	33-300	78	1	39.3	44.48
Totals	151	6566	34	30	72-677	78	1	39.1	43.48

ROB BODINE

MG • First Team, 1991

Year	GP-GS	Plays	Hits	Ast	Tot	TFL	Sacks	PBU	CF-RF	QP
1989	12-12	420	28	32	60	7-26	2-17	1	0-0	6
1990	11-11	484	42	36	78	14-47	5.5-32	1	1-1	11
1991	12-12	560	72	36	108	27-111	7.5-62	0	2-1	11
Totals	35-35	1464	142	104	246	48-184	15-111	2	3-2	28

JEB FLESCHE

OG • Consensus First Team, 1991

Year	GP-GS	Plays	KD
1988	12-9	512	52
1989	12-12	759	85
1990	12-12	681	53
1991	12-12	705	77
Totals	48-45	2657	267

LEVON KIRKLAND

OLB • Second Team, 1990 • First Team, 1991

Year	GP-GS	Plays	Hits	Ast	Tot	TFL	Sacks	PBU	CF-RF	QP	Int-Yd
1988	12-7	446	38	33	71	9-70	5.5-62	2	2-1	6	1-22
1989	12-12	463	38	39	77	9-70	6.5-64	7	2-3	16	3-47
1990	12-12	483	30	28	58	10-30	1.5-15	8	2-1	18	0-0
1991	12-12	536	47	20	67	12-55	5.5-35	6	1-2	15	0-0
Totals	48-43	1928	153	120	273	40-225	19-176	23	7-7	55	4-69

ED McDANIEL

LB • First Team, 1991

Year	GP-GS	Plays	Hits	Ast	Tot	TFL	Sacks	CF-RF	PBU	Int-Yd
1988	12-9	570	62	42	104	4-11	0-0	3-1	4	0-0
1989	12-6	363	32	30	62	3-4	0-0	1-0	5	0-0
1990	12-12	547	75	34	109	13-53	1-13	4-2	2	1-10
1991	12-11	554	72	42	114	10-22	0-0	2-1	3	0-0
Totals	48-38	2034	241	148	389	30-90	1-13	10-4	14	1-10

STACY SEEGARS

OG • Second Team, 1992 • First Team, 1993

Year	GP-GS	Plays	KD
1990	6-0	69	2
1991	12-12	808	50
1992	11-11	791	103
1993	12-12	789	58
Totals	41-35	2457	213

NELSON WELCH

PK • Third Team, 1992

Year	GP-GS	0-29	30-39	40-49	50+	Tot	LK	PAT	Pts
1991	12-12	8-10	6-8	5-6	0-3	19-27	47	31-35	88
1992	11-11	9-10	4-7	7-9	2-2	22-28	53	23-25	89
1993	12-12	9-11	4-5	2-8	0-0	15-24	47	17-18	62
1994	11-11	5-6	6-8	5-8	0-0	16-22	47	14-14	62
Totals	46-46	31-37	20-28	19-31	2-5	72-101	53	85-92	301

BRIAN DAWKINS

SS • Second Team, 1995

Year	GP-GS	Plays	Hits	Asts	Tot	TFL	PBU	Int-Yds-TD	CF-RF	BK
1992	11-0	29	14	11	25	0-0	0	0-0-0	1-0	0
1993	12-12	740	43	23	66	3-7	10	3-13-0	2-1	1
1994	11-11	724	52	19	71	2-8	4	2-33-0	0-1	1
1995	12-12	754	60	29	89	4-22	9	6-55-1	1-2	1
Totals	46-35	2247	169	82	251	9-37	23	11-101-1	4-4	3

ANTHONY SIMMONS

ILB • Third Team, 1995 • First Team, 1996 • Consensus First Team, 1997

Year	GP-GS	Play	Hits	Ast	Tot	TFL	Sacks	PBU
1995	12-11	568	78	72	150	11-43	3.5-24	3
1996	12-12	709	92	86	178	16-58	7-58	2
1997	12-12	665	95	63	158	25-101	8-57	4
Totals	36-35	1942	265	221	486	52-202	18.5-139	9

JIM BUNDREN

OT • Second Team, 1997

Year	GP-GS	Plays	KD
1994	11-11	563	33
1995	12-12	650	24
1996	12-12	790	31
1997	12-12	769	43
Totals	47-47	2772	131

ANTWAN EDWARDS

DB • Third Team, 1998

Year	GP-GS	Plays	Hits	Ast	Tot	Int-Yds	PR-Yds	PBU	KOR-Yds
1995	12-0	212	23	18	41	0-0	4-57	2	2-40
1996	12-12	595	54	29	83	2-58	2-18	4	3-43
1997	11-11	694	38	14	52	4-81	0-0	15	12-280
1998	10-10	543	24	19	43	2-56	6-82	14	13-350
Totals	45-33	2044	139	80	219	8-195	12-157	35	30-713

KEITH ADAMS

ILB • First Team, 1999 • Consensus First Team, 2000

Year	GP-GS	Plays	Hits	Ast	Tot	TFL	Sacks	Int	PBU	CF-RF	QP
1998	11-0	176	14	31	45	0-0	0-0	0-0	0	1-0	1
1999	12-12	864	119	67	186	35-171	16-122	0-0	3	2-2	25
2000	12-12	753	81	67	148	19-99	7-74	1-27	3	4-0	19
Totals	35-24	1793	214	165	379	54-270	23-196	1-27	6	7-2	45

ROD GARDNER

WR • First Team, 2000

Year	GP-GS	Plays	Rec.	Yds	Avg.	TD	LG	20+	Y/G	KOR-Yds
1997	12-2	259	8	101	12.6	1	41	2	8.4	0-0
1998	11-3	317	20	263	13.2	1	63	2	23.1	0-0
1999	12-10	798	80	1084	13.6	4	49	15	90.3	0-0
2000	12-11	722	58	1050	18.1	7	50	20	87.5	8-168
Totals	47-26	2096	166	2498	15.0	13	63	39	53.1	8-168

ROBERT CARSWELL

FS • Third Team, 2000

Year	GP-GS	Plays	Hit	Ast	Tot	TFL	Sacks	Int	QP	PBU	CF-RF
1997	12-6	405	30	21	51	2-10	0-0	0-0	0	6	1-0
1998	11-11	705	56	46	102	4-7	0-0	0-0	0	4	0-0
1999	12-12	869	89	40	129	1-2	0-0	6-72	0	3	1-1
2000	12-12	780	45	47	92	1-2	1-2	2-29	0	2	0-2
Totals	47-41	2759	220	154	374	8-21	1-2	8-101	0	15	2-3

KYLE YOUNG

C • Second Team, 2000 • Third Team, 2001

Year	GP-GS	Plays	KD
1998	11-4	479	41
1999	12-12	919	83
2000	12-12	766	120
2001	12-12	854	168
Totals	47-40	3018	412

BRIAN MANCE

CB • Fourth Team, 2002

Year	GP-GS	Plays	Hit	Ast	Tot	TFL	Int.	PBU	CF-RF	PR	KOR
1999	12-0	49	12	3	15	1-4	0-0	0	0-0	0-0	0-0
2000	12-3	279	24	15	39	1-2	3-72	5	1-1	6-192	6-157
2001	11-11	774	31	17	48	0-0	3-0	7	0-0	16-211	25-588
2002	13-13	823	50	12	62	1-14	6-1	11	2-0	4-31	2-43
Totals	48-27	1925	117	47	164	3-20	12-73	23	3-1	26-434	33-788

LEROY HILL

LB • Third Team, 2004

Year	GP-S	Plays	Hit	Ast	Tot	TFL	Sacks	Int	QP	PBU	CF-RF
2001	10-0	135	19	12	31	1-1	0-0	0-0	0	1	0-0
2002	13-0	47	16	13	29	1-1	0-0	0-0	0	0	0-1
2003	13-13	757	110	35	145	27-92	8-57	3-4	8	2	1-1
2004	11-11	677	74	32	106	19-88	8-66	0-0	7	1	0-0
Totals	47-24	1616	219	92	311	48-182	16-123	3-4	15	4	1-2

JUSTIN MILLER

KR • Second Team, 2004

Year	GP-S	Plays	Hit	Ast	Tot	TFL	Int	PBU	CF-RF	KOR	PR ^TD
2002	13-8	674	43	18	61	0-0	8-50	9	2-0	13-456	0-0
2003	13-13	819	45	9	54	2-7	2-30	13	1-0	17-417	8-73
2004	11-11	718	46	8	54	0-0	3-14	9	0-1	20-661	26-339
Totals	37-32	2211	134	35	169	2-7	13-94	31	3-1	50-1534	34-412

ALL-AMERICA TIGER STATS

TYE HILL

CB • First Team, 2005

Year	GP-S	Plays	Hit	Ast	Tot	TFL	Sacks	Int	QP	PBU	CF-RF
2003	13-11	678	34	3	37	1-7	1-7	2-(-2)	0	7	1-0
2004	11-11	784	38	14	52	2-12	1-9	0-0	0	21	0-0
2005	12-12	717	41	13	54	5-14	1-1	3-35	0	7	1-1
Totals	36-34	2179	113	30	143	8-33	3-17	5-33	0	35	2-1

Year	GP-S	Plays	Car.	Yds	Avg	TD	LG	Rec	Yds	TD
2002	13-0	129	42	225	5.4	2	32	3	7	0

GAINES ADAMS

DE • Unanimous First Team, 2006

Year	GP-S	Plays	Hit	Ast	Tot	TFL	Sacks	Int	QP	PBU	CF-RF
2003	12-0	172	11	4	15	4-8	1-1	0-0	7	2	0-0
2004	11-1	346	22	13	35	8-26	5-20	0-0	5	4	0-0
2005	12-12	627	37	19	56	15-83	9.5-64	0-0	29	9	3-0
2006	13-13	582	42	20	62	17.5-106	12.5-87	0-0	25	6	2-3
Totals	48-26	1727	112	56	168	44.5-223	28-172	0-0	66	21	5-3

NATHAN BENNETT

OG • Third Team, 2006

Year	GP-GS	Plays	KD
2003	13-7	599	45
2004	11-10	510	44
2005	10-8	550	74.5
2006	13-13	649	100
Totals	47-38	2308	263.5

CHRIS McDUFFIE

OG • Second Team, 2007

Year	GP-GS	Plays	KD
2004*	10-0	128	0
2005	11-0	92	11
2006	13-5	340	50
2007	12-11	619	84
Totals	46-16	1179	145

* - played defense and had 12 tackles

BARRY RICHARDSON

OT • First Team, 2007

Year	GP-GS	Plays	KD
2004	11-7	471	19
2005	12-12	733	47
2006	13-13	684	75
2007	13-12	890	65
Totals	49-44	2778	206

C.J. SPILLER

RB/KR • Unanimous First Team, 2009

Year	G-S	Snaps	Car	Yds	Avg	TD	Rec	Yds	TD	PR	KOR
2006	13-1	322	129	938	7.3	10	19	210	2	11-33	13-234
2007	13-5	508	145	768	5.3	3	34	271	2	16-137	19-547
2008	12-1	359	116	629	5.4	7	34	436	3	18-189	19-516
2009	14-12	505	216	1212	5.6	12	36	503	4	8-210	23-755
Totals	52-19	1694	606	3547	5.9	32	123	1420	11	53-569	74-2052

THOMAS AUSTIN

OG • Third Team, 2009

Year	GP-GS	Plays	KD
2006	8-0	117	22
2007	13-12	780	90
2008	13-13	795	98
2009	14-14	809	106
Totals	48-39	2501	316

DeANDRE McDANIEL

S • First Team, 2009 • Third Team, 2010

Year	G-S	Snaps	Hit	Ast	Tot	TFL	Sacks	Int	QP	PBU	CF-RF	PR
2007	13-0	438	27	6	33	4-11	0-0	2-0	3	6	0-0	1-7
2008	13-8	630	54	23	77	4-23	0-0	1-1	8	6	2-1	0-0
2009	14-14	892	74	28	102	5-17	2-11	8-128	3	2	1-0	0-0
2010	13-13	790	64	20	84	5.5-17	0-0	4-33	2	6	0-0	0-0
Totals	53-35	2750	219	77	296	18.5-68	2-11	15-162	16	20	3-1	1-7

Da'QUAN BOWERS

DE • Unanimous First Team, 2010

Year	G-S	Snaps	Hit	Ast	Tot	TFL	Sacks	Int	QP	PBU	CF-RF
2008	13-6	480	39	8	47	8-26	1-8	0-0	15	3	0-1
2009	12-11	475	37	21	58	11-36	3-20	0-0	12	1	1-1
2010	13-13	683	62	12	74	26-153	15.5-112	1-0	20	2	1-0
Totals	38-30	1638	138	41	179	45-215	19.5-140	1-0	47	6	2-2

DWAYNE ALLEN

TE • Consensus First Team, 2011

Year	GP-GS	Rec.	Yds	Avg	TD	Rush	Yds	Avg	TD
2009	14-6	10	108	10.8	3	0	0	---	0
2010	13-13	33	373	11.3	1	0	0	---	0
2011	14-14	50	598	12.0	8	0	0	---	0
Totals	41-33	93	1079	11.6	12	0	0	---	0

ANDRE BRANCH

DE • Second Team, 2011

Year	GP-GS	Snaps	Hit	Ast	Tot	TFL	Sacks	Int	QP	PBU	CF-RF
2008	7-0	143	9	2	11	1-2	0-0	0-0	1	1	0-0
2009	14-0	337	33	13	46	8-57	2-17	0-0	7	2	0-0
2010	13-13	651	36	19	55	7.5-31	5-21	0-0	15	7	0-0
2011	14-14	755	64	21	85	17-86	10.5-75	0-0	17	1	1-1
Totals	48-27	1886	142	55	197	33.5-176	17.5-113	0-0	40	11	1-1

SAMMY WATKINS

WR/KR • First Team, 2011 • First Team, 2012 • First Team, 2013

Year	GP-GS	Rec.	Yds	Avg	TD	LG	Rush	Yds	Avg	TD	KOR-Yds
2011	13-10	82	1219	14.9	12	65	32	231	7.2	0	33-826
2012	10-7	57	708	12.4	3	61	14	97	6.9	1	13-257
2013	13-12	101	1464	14.5	12	96	6	11	1.8	0	14-293
Totals	36-29	240	3391	14.1	27	96	52	339	6.5	1	60-1376

TAJH BOYD

QB • First Team, 2012

Year	GP-GS	Comp	Att	Yds	Int	TD	Pct	Car	Yds	Avg	TD	Eff.
2010	7-0	33	63	329	3	4	52.4	23	33	1.4	1	107.7
2011	14-14	298	499	3828	12	33	59.7	142	218	1.5	5	141.2
2012	13-13	287	427	3896	13	36	67.2	186	514	2.8	10	165.6
2013	13-13	283	413	3851	11	34	68.5	154	400	2.6	10	168.7
Totals	47-40	901	1402	11,904	39	107	64.3	505	1165	2.3	26	155.2

DALTON FREEMAN

C • First Team, 2012

Year	GP-GS	Plays	KD
2009	13-9	547	44
2010	13-13	811	58
2011	14-14	1044	41
2012	13-13	959	28
Totals	53-49	3361	171

DeANDRE HOPKINS

WR • Second Team, 2012

Year	GP-GS	Rec.	Yds	Avg	TD	LG	Rush	Yds	Avg	TD	KOR-Yds
2010	12-8	52	637	12.3	4	45	0	0	---	0	2-32
2011	14-11	72	978	13.6	5	50	0	0	---	0	0-0
2012	13-13	82	1405	17.1	18	62	0	0	---	0	0-0
Totals	39-32	206	3020	14.7	27	62	0	0	---	0	2-32

VIC BEASLEY


DE • Consensus First Team, 2013 • Consensus First Team, 2014

Year	GP-GS	Snaps	Hit	Ast	Tot	TFL	Sacks	Int	QP	PBU	CF-RF
2011	9-0	16	1	1	2	0-0	0-0	0-0	0	0	0-0
2012	13-0	288	14	4	18	8-55	8-55	0-0	8	2	1-0
2013	13-13	560	36	8	44	23-135	13-98	0-0	12	6	4-1
2014	13-12	557	32	5	37	21.5-116	12-95	0-0	9	3	2-1
Totals	48-25	1421	83	18	101	52.5-306	33-248	0-0	29	11	7-2

GRADY JARRETT

DT • Third Team, 2014

Year	GP-GS	Snaps	Hit	Ast	Tot	TFL	Sacks	Int	QP	PBU	CF-RF
2011	9-0	61	1	1	2	0-0	0-0	0-0	1	0	0-0
2012	13-11	512	27	22	49	8.5-25	2-16	0-0	10	1	0-1
2013	13-13	539	46	37	83	11-15	2-2	0-0	14	0	0-2
2014	13-13	530	37	36	73	10-40	1.5-11	0-0	12	0	2-1
Totals	48-37	1642	111	96	207	29.5-80	5.5-29	0-0	37	1	2-4



GRADY JARRETT WAS A THIRD-TEAM ALL-AMERICAN IN 2014 AFTER LEADING CLEMSON TO A NO. 1 RANKING IN TOTAL DEFENSE.

ALL-ACC SELECTIONS

Year	Player	Pos.	Cl.	T
1953	Dreher Gaskin	E	Sr.	2
	Don King	B	So.	2
1954	Clyde White	T	Sr.	1
	Scott Jackson	E	Sr.	2
	Don King	B	Jr.	2
1955	Joel Wells	TB	Jr.	1
1956	Joel Wells	TB	Sr.	1
	Charlie Bussey	QB	Sr.	2
	John Grdijan	G	Jr.	2
	Dalton Rivers	E	Sr.	2
1957	Harvey White	QB	So.	1
	John Grdijan	G	Sr.	2
	Ray Masneri	E	Jr.	2
1958	Jim Padgett	T	Sr.	1
	Ray Masneri	E	Sr.	2
	Bill Thomas	C	Sr.	2
	Harvey White	B	Jr.	2
1959	Gary Barnes	E	So.	1
	Doug Cline	FB	Sr.	1
	Bill Mathis	HB	Sr.	1
	Harold Olson	T	Sr.	1
	Lou Cordileone	T	Sr.	2
	Paul Snyder	C	Sr.	2
1960	Lowndes Shingler	QB	Sr.	1
	Dave Lynn	G	Sr.	2
	Bill McGuirt	B	Jr.	2
1961	Tommy King	E	Sr.	1
1962	Don Chuy	T	Sr.	1
1963	Pat Crain	FB	Jr.	1
	Billy Weaver	G	Sr.	1
	Jack Aaron	T	Sr.	2
	Ted Bunton	C	Jr.	2
	Lou Fogle	E	Sr.	2
1965	Johnny Boyette	OT	Sr.	1
	Bill Hecht	LB	Sr.	1
	Hugh Mauldin	TB	Sr.	1
	Butch Sursavage	DE	So.	1
1966	Jimmy Addison	QB	Jr.	1
	Wayne Mass	OT	Jr.	1
	Harry Olszewski	OG	Jr.	1
	Wayne Page	DB	Sr.	1
	Butch Sursavage	DE	Jr.	1
1967	Jim Catoe	LB	Jr.	1
	Ronnie Ducworth	DE	Jr.	1
	Buddy Gore	TB	Jr.	1
	Frank Liberatore	DB	Sr.	1
	Wayne Mass	OT	Sr.	1
	Harry Olszewski	OG	Sr.	1
1968	John Cagle	DT	Sr.	1
	Jimmy Catoe	LB	Sr.	1
	Ronnie Ducworth	DE	Sr.	1
	Buddy Gore	TB	Sr.	1
	Joe Lhotsky	OT	Sr.	1
1969	Ivan Southerland	DE	Sr.	1
	Charlie Waters	OE	Sr.	1
	Ray Yauger	TB	Jr.	1
1970	Don Kelley	DB	Jr.	1
	Dave Thompson	OG	Sr.	1
1971	Wayne Baker	DE	Sr.	1
	Larry Hefner	LB	Sr.	1
	John McMakin	TE	Sr.	1
1972	Frank Wirth	DT	Sr.	1
1973	Peanut Martin	DB	So.	1
	Ken Peebles	OT	Jr.	1
	Ken Pengitore	QB	Jr.	1
1974	Willie Anderson	MG	Sr.	1
	Bennie Cunningham	TE	Jr.	1
	Jim Ness	DB	Sr.	1
	Ken Peebles	OT	Sr.	1
1975	Bennie Cunningham	TE	Sr.	1
1977	Joe Bostic	OG	Jr.	1
	Jonathan Brooks	DE	Jr.	1
	Lacy Brumley	OT	Sr.	1
	Jerry Butler	SE	Jr.	1
	Steve Fuller	QB	Jr.	1
	Steve Ryan	DB	Jr.	1
	Randy Scott	LB	Jr.	1
1978	Joe Bostic	OG	Sr.	1
	Jonathan Brooks	DE	Sr.	1
	Bubba Brown	LB	Jr.	1
	Lester Brown	TB	Jr.	1
	Jerry Butler	SE	Sr.	1
	Steve Fuller	QB	Sr.	1
	Steve Kenney	OT	Sr.	1
	Steve Ryan	DB	Sr.	1
	Randy Scott	LB	Sr.	1
	Jim Stuckey	DT	Jr.	1
1979	Jeff Bostic	OG	Sr.	1
	Bubba Brown	LB	Sr.	1


	Steve Durham	DT	Jr.	1
	David Sims	P	Jr.	1
	Jim Stuckey	DT	Sr.	1
	Rex Varn	DB	Sr.	1
1980	Obed Ariri	PK	Sr.	1
	Perry Tuttle	FLK	Jr.	1
1981	Dan Benish	DT	Jr.	1
	Tony Berryhill	C	Sr.	1
	Jeff Bryant	DT	Sr.	1
	Jeff Davis	LB	Sr.	1
	Homer Jordan	QB	Jr.	1
	Terry Kinard	FS	Jr.	1
	Perry Tuttle	FLK	Sr.	1
1982	Cliff Austin	TB	Sr.	1
	Andy Headen	DE	Sr.	1
	Terry Kinard	FS	Sr.	1
	Frank Magwood	WR	Sr.	*1
	Bob Paulling	PK	Jr.	*1
	William Perry	MG	So.	1
	Johnny Rembert	LB	Sr.	1
1983	K.D. Dunn	TE	Jr.	1
	James Farr	OG	Sr.	1
	Rod McSwain	DB	Sr.	1
	Bob Paulling	PK	Sr.	1
	William Perry	MG	Jr.	1
	Edgar Pickett	DE	Sr.	1
	James Robinson	DT	Sr.	1
	Henry Walls	LB	Fr.	*1
1984	Mike Eppley	QB	Sr.	*1
	Dale Hatcher	P	Sr.	1
	Donald Igwebuike	PK	Sr.	1
	William Perry	MG	Sr.	1
	Steve Reese	OG	Jr.	1
	Terrance Roulhac	WR	So.	1
	Ronald Watson	DB	Sr.	1
1985	Steve Berlin	DT	Sr.	1
	Kenny Flowers	TB	Jr.	1
	Steve Reese	OG	Sr.	1
	Jim Riggs	TE	Jr.	1
1986	Terrence Flagler	TB	Sr.	1
	Delton Hall	CB	Sr.	1
	Terence Mack	DE	Sr.	1
	Michael Dean Perry	DT	Jr.	1
	John Phillips	OG	Jr.	1
	Jim Riggs	TE	Sr.	1
1987	Terry Allen	TB	Fr.	1
	Jeff Nunamacher	OT	Jr.	1
	Michael Dean Perry	DT	Sr.	1
	John Phillips	OG	Sr.	1
	Tony Stephens	MG	Sr.	1
	David Treadwell	PK	Sr.	1
	Donnell Woolford	CB	Jr.	1
1988	Terry Allen	TB	So.	1
	Mark Drag	MG	Sr.	1
	Jeff Nunamacher	OT	Sr.	1
	Donnell Woolford	CB	Sr.	1
	Chris Gardocki	P	Fr.	*2
	Jesse Hatcher	OLB	Sr.	*2
	James Lott	FS	Jr.	*2
	Richard McCullough	DT	Sr.	*2
1989	Doug Brewster	LB	Jr.	1
	Chris Gardocki	PK/P	So.	1

	Vance Hammond	DT	Jr.	1
	Levon Kirkland	OLB	So.	^1
	Stacy Long	OT	Jr.	1
	James Lott	FS	Sr.	1
	Otis Moore	DT	Sr.	^1
	Robert O'Neal	FS	Fr.	*1
	Hank Phillips	C	Sr.	^1
	Dexter Davis	CB	So.	*^2
	Jeb Flesch	OG	So.	*2
	John Johnson	OLB	Jr.	*2
1990	Rob Bodine	MG	Jr.	1
	Dexter Davis	CB	Jr.	1
	Chris Gardocki	PK/P	Jr.	1
	Vance Hammond	DT	Sr.	1
	Eric Harmon	OG	Sr.	1
	Levon Kirkland	OLB	Jr.	1
	Stacy Long	OT	Sr.	1
	Ronald Williams	TB	Fr.	1
	Doug Brewster	LB	Sr.	2
	Jeb Flesch	OG	Jr.	2
	John Johnson	OLB	Sr.	2
	Ed McDaniel	LB	Jr.	2
1991	Rob Bodine	MG	Sr.	1
	Mike Brown	C	Sr.	1
	Jeb Flesch	OG	Sr.	1
	Levon Kirkland	OLB	Sr.	1
	Ed McDaniel	LB	Sr.	1
	Chester McGlockton	DT	Jr.	1
	Robert O'Neal	FS	Jr.	1
	Terry Smith	WR	So.	1
	Nelson Welch	PK	Fr.	1
	Bruce Bratton	OT	Sr.	2
	Ronald Williams	TB	So.	2
1992	Stacy Seegars	OG	Jr.	1
	Brentson Buckner	DT	Jr.	2
	Ashley Sheppard	OLB	Sr.	2
	Robert O'Neal	FS	Sr.	2
	Nelson Welch	PK	So.	2
1993	Brentson Buckner	DT	Sr.	1
	Stacy Seegars	OG	Sr.	1
	Brian Dawkins	SS	So.	2
	Andre Humphrey	CB	So.	2
	Tim Jones	LB	Jr.	2
	Brent LeJeune	OT	Jr.	2
	Nelson Welch	PK	Jr.	2
1994	Tim Jones	LB	Sr.	1
	Marvin Cross	DT	Jr.	2
	Brian Dawkins	SS	Jr.	2
	Wardell Rouse	OLB	Sr.	2
	Nelson Welch	PK	Sr.	2
1995	Brian Dawkins	SS	Sr.	1
	Anthony Simmons	LB	Fr.	1
	LaMarick Simpson	DT	Sr.	1
	Will Young	OG	Sr.	1
	Leomont Evans	FS	Sr.	2
	Dwayne Morgan	OT	Sr.	2
	Raymond Priester	TB	So.	2
	Jeff Sauve	PK	Sr.	2
1996	Jim Bundren	OT	Jr.	1
	Trevor Pryce	DT	Jr.	1
	Anthony Simmons	LB	So.	1
	Lamont Hall	TE	Jr.	2

	Dexter McCleon	CB	Sr.	2
	Raymond Priester	TB	Jr.	2
	Glenn Rountree	OG	Jr.	2
	Jamie Trimble	C	Sr.	2
1997	Jim Bundren	OT	Sr.	1
	Tony Horne	KR	Sr.	1
	Raymond Priester	TB	Sr.	1
	Glenn Rountree	OG	Sr.	1
	Anthony Simmons	LB	Jr.	1
	Lorenzo Bromell	DE	Sr.	2
	Antwan Edwards	DB	Jr.	2
	Tony Horne	WR	Sr.	2
	Raymond White	MG	Sr.	2
1998	Antwan Edwards	CB	Sr.	1
	Rahim Abdullah	OLB	Jr.	2
	Adrian Dingle	DE	Sr.	2
	Corey Hulsey	OG	Jr.	2
	Holland Postell	OT	Sr.	2
1999	Keith Adams	LB	So.	1
	Robert Carswell	FS	Jr.	1
	Rod Gardner	WR	Jr.	2
	Terry Jolly	DT	Jr.	2
	Dextra Polite	CB	Sr.	2
2000	Keith Adams	LB	Jr.	1
	Alex Ardley	CB	Jr.	1
	Robert Carswell	FS	Sr.	1
	Terry Jolly	DT	Sr.	1
	Kyle Young	C	Jr.	1
	Travis Zachery	RB	Jr.	1
	Rod Gardner	WR	Sr.	2
	Will Merritt	OG	Jr.	2
2001	Woodrow Dantzler	QB	Sr.	1
	Chad Carson	LB	Sr.	2
	Charles Hafley	DB	Sr.	2
	Will Merritt	OG	Sr.	2
	Kyle Young	C	Sr.	2
2002	Nick Eason	DT	Sr.	1
	Brian Mance	CB	Sr.	2
	Bryant McNeal	DE	Sr.	2
	Justin Miller	DB	Fr.	2
2003	Leroy Hill	LB	Jr.	1
	Derrick Hamilton	WR	Jr.	2
	Derrick Hamilton	KR	Jr.	2
	Gregory Walker	OT	Sr.	2
	Donnell Washington	DT	Jr.	2
2004	Airese Currie	WR	Sr.	1
	Leroy Hill	LB	Sr.	1
	Justin Miller	DB	Jr.	2
	Justin Miller	KR	Jr.	2
2005	Tye Hill	CB	Sr.	1
	Chansi Stuckey	WR	Jr.	1
	Jad Dean	PK	Jr.	2
	Roman Fry	OG	Jr.	2
	Charlie Whitehurst	QB	Sr.	2
2006	Gaines Adams	DE	Sr.	1
	Nathan Bennett	OG	Sr.	1
	James Davis	RB	So.	1
	Barry Richardson	OT	Jr.	1
	Chansi Stuckey	WR	Sr.	1
	Dustin Fry	C	Sr.	2
	C.J. Spiller	RB	So.	2
2007	James Davis	RB	Jr.	1

	Aaron Kelly	WR	Jr.	1
	Chris McDuffie	OG	Sr.	1
	Barry Richardson	OT	Sr.	1
	Michael Hamlin	S	Jr.	2
	Cullen Harper	QB	Jr.	2
2008	Michael Hamlin	S	Sr.	1
	C.J. Spiller	ST	Jr.	1
	Thomas Austin	OL	Jr.	2
	Aaron Kelly	WR	Sr.	2
	C.J. Spiller	RB	Jr.	2
2009	DeAndre McDaniel	S	Jr.	1
	Michael Palmer	TE	Sr.	1
	C.J. Spiller	KR	Sr.	1
	Thomas Austin	OG	Sr.	2
	Jacoby Ford	WR	Sr.	2
	Chris Hairston	OT	Jr.	2
	Ricky Sapp	DE	Sr.	2
	C.J. Spiller	RB	Sr.	2
2010	Da'Quan Bowers	DE	Jr.	1
	Chris Hairston	OT	Sr.	1
	Jarvis Jenkins	DT	Sr.	1
	DeAndre McDaniel	S	Sr.	1
	Dwayne Allen	TE	So.	2
2011	Dwayne Allen	TE	Jr.	1
	Tajh Boyd	QB	So.	1
	Andre Branch	DE	Sr.	1
	Dalton Freeman	C	Jr.	1
	Sammy Watkins	WR	Fr.	1
	Chandler Catanzaro	PK	So.	2
	Andre Ellington	RB	Jr.	2
	Brandon Thompson	DT	Sr.	2
	Sammy Watkins	KR	Fr.	2
2012	Tajh Boyd	QB	Jr.	⁽¹⁾ 1
	Andre Ellington	RB	Sr.	⁽¹⁾ 1
	Brandon Ford	TE	Sr.	⁽¹⁾ 1
	Dalton Freeman	C	Sr.	⁽¹⁾ 1
	DeAndre Hopkins	WR	Jr.	⁽¹⁾ 1
	Brandon Thomas	OT	Jr.	⁽²⁾ 1
	Chandler Catanzaro	PK	Jr.	⁽²⁾ 2
	Rashard Hall	S	Sr.	2
2013	Vic Beasley	DE	Jr.	⁽¹⁾ 1
	Sammy Watkins	WR	Jr.	⁽¹⁾ 1
	Tajh Boyd	QB	Sr.	⁽²⁾ 2
	Bashaud Breeland	CB	Jr.	⁽³⁾ 2
	Brandon Thomas	OT	Sr.	⁽¹⁾ 2
	Stephone Anthony	LB	Jr.	⁽³⁾ 3
	Chandler Catanzaro	PK	Sr.	⁽³⁾ 3
	Roderick McDowell	RB	Sr.	⁽³⁾ 3
	Tyler Shatley	OG	Sr.	⁽³⁾ 3
	Spencer Shuey	LB	Sr.	⁽³⁾ 3
2014	Stephone Anthony	LB	Sr.	⁽¹⁾ 1
	Vic Beasley	DE	Sr.	⁽¹⁾ 1
	Grady Jarrett	DT	Sr.	⁽¹⁾ 1
	Garry Peters	CB	Sr.	⁽¹⁾ 2
	Artavis Scott	WR	Fr.	⁽³⁾ 2
	Mike Williams	WR	So.	⁽³⁾ 2

* - AP; ^ - UPI; Note: Coaches All-ACC selection in ^(superscripts); coaches began picking an All-ACC team in 2012; third-team selections began in 2013.



STACY LONG WAS FIRST-TEAM ALL-ACC AT OFFENSIVE TACKLE IN 1989 AND 1990.

PRO PLAYERS (ALL OUTDOOR LEAGUES)

ABDULLAH, RAHIM, OLB (1998)
Cleveland Browns, 1999,00
Edmonton Eskimos (CFL), 2002-04
Calgary Stampeders (CFL), 2005,06

ADAMS, GAINES, DE (2006)
Tampa Bay Buccaneers, 2007-09
Chicago Bears, 2009
2007 All-Rookie Team
First-Round Draft Choice, fourth player chosen, 2007

ADAMS, KEITH, LB (2000)
Dallas Cowboys, 2001,02
Berlin Thunder (NFLE), 2002
Philadelphia Eagles, 2002-05
Miami Dolphins, 2006
Cleveland Browns, 2007

ALEXANDER, KEVIN, DE (2009)
Denver Broncos, 2010

***ALLEN, DWAYNE, TE** (2011)
Indianapolis Colts, 2012-14
2012 All-Rookie Team

ALLEN, TERRY, TB (1989)
Minnesota Vikings, 1991-94
Washington Redskins, 1995-98
New England Patriots, 1999
New Orleans Saints, 2000
Baltimore Ravens, 2001
1996 Pro Bowl; 1996 All-Pro

ARIRI, OBED, PK (1980)
Washington Federals (USFL), 1983
Tampa Bay Buccaneers, 1984
Washington Redskins, 1987

AUSTIN, CLIFF, TB (1982)
New Orleans Saints, 1983,84
Atlanta Falcons, 1984-86
Tampa Bay Buccaneers, 1987

AUSTIN, THOMAS, C (2009)
New England Patriots, 2010
Houston Texans, 2011
Carolina Panthers, 2012
Indianapolis Colts, 2013

BALDWIN, BOB, B (1964)
Baltimore Colts, 1966,67

BARBER, MIKE, LB (1994)
Seattle Seahawks, 1995-97
Indianapolis Colts, 1998,99
New York/New Jersey Hitmen (XFL), 2001

BARNES, GARY, OE (1961)
Green Bay Packers, 1962,63
Dallas Cowboys, 1963
Chicago Bears, 1964
Atlanta Falcons, 1966,67
First player signed and to score points for Atlanta; 1962 NFL World Champion

BENISH, DAN, DT (1982)
Atlanta Falcons, 1983-86
Washington Redskins, 1987,88
1987 Super Bowl Champion

BENNETT, CHARLES, DE (2005)
Tampa Bay Buccaneers, 2006,07
Tennessee Titans, 2008

BENNETT, NATHAN, OG (2006)
Baltimore Ravens, 2008

BOSTIC, JEFF, C (1979)
Washington Redskins, 1980-93
1982,87,91 Super Bowl Champion; 1983 Pro Bowl

BOSTIC, JOE, OG (1978)
St. Louis Cardinals, 1979-88
1979 NFL All-Rookie

***BOWERS, Da'QUAN, DE** (2010)
Tampa Bay Buccaneers, 2011-14

BOYER, SHELTON, WR (1985)
Miami Dolphins, 1987 (replacement player)

***BRANCH, ANDRE, DE** (2011)
Jacksonville Jaguars, 2012-14

***BREELAND, BASHAUD, CB** (2013)
Washington Redskins, 2014
2014 NFL All-Rookie

BREWSTER, DOUG, LB (1990)
Saskatchewan Roughriders (CFL), 1991
Winnipeg Blue Bombers (CFL), 1993

BROMELL, LORENZO, DE (1997)
Miami Dolphins, 1998-01
Minnesota Vikings, 2002
Oakland Raiders, 2003
New York Giants, 2004
1998 NFL All-Rookie Team

BROOKS, JONATHAN, LB (1978)
Detroit Lions, 1979

Atlanta Falcons, 1980
Philadelphia Stars (USFL), 1983,84
1984 USFL Champions

***BROWN, JARON, WR** (2012)
Arizona Cardinals, 2013,14

***BROWN, KOURTNEI, DE** (2011)
Houston Texans, 2014

BROWN, LESTER, TB (1979)
Saskatchewan Roughriders (CFL), 1980,81
Montreal Concordes (CFL), 1983
Toronto Argonauts (CFL), 1984,85
Winnipeg Blue Bombers (CFL), 1986

BRYANT, JEFF, DT (1981)
Seattle Seahawks, 1982-93
First-Round Draft Choice, sixth player chosen, 1982

BUCKNER, BRENTSON, DT (1993)
Pittsburgh Steelers, 1994-96
Played in 1996,03 Super Bowls
Kansas City Chiefs, 1997
Cincinnati Bengals, 1997
San Francisco 49ers, 1998-00
Carolina Panthers, 2001-05

BUNDREN, JIM, C (1997)
New York Jets, 1998
Cleveland Browns, 1999,00
Miami Dolphins, 2002

***BUTLER, CREZDON, CB** (2009)
Pittsburgh Steelers, 2010
Arizona Cardinals, 2011,12
Washington Redskins, 2012
Buffalo Bills, 2012
San Diego Chargers, 2013
Tampa Bay Buccaneers, 2014

BUTLER, JERRY, WR (1978)
Buffalo Bills, 1979-87
AFC Offensive Rookie-of-the-Year by UPI/Sporting News
First-Round Draft Choice, fifth player chosen, 1979

CAGLE, JOHN, DT/LB/G (1968)
Boston Patriots, 1969

CALLICUTT, KEN, TB (1977)
Detroit Lions, 1978-82

CAMERON, DeCHANE, QB (1991)
Edmonton Eskimos (CFL), 1992

CARSWELL, ROBERT, DB (2000)
San Diego Chargers, 2001,02

***CATANZARO, CHANDLER, PK** (2013)
Arizona Cardinals, 2014
2014 NFL All-Rookie

CHAVIS, MIGUEL, FB (2010)
Pittsburgh Steelers, 2011 (injured reserve)

CHILDRESS, O.J., LB (1998)
New York Giants, 1999
Amsterdam Admirals (NFLE), 2000
Carolina Panthers, 2000

CHIPLEY, BILL, E/DB (1941)
Boston Yanks, 1947,48
New York Bulldogs, 1949

CHUY, DON, OG (1962)
Los Angeles Rams, 1963-68
Philadelphia Eagles, 1969

CIURCIU, VINCE, LB (1999)
Tampa Bay Buccaneers, 2003
Carolina Panthers, 2003-06
Minnesota Vikings, 2007,08
Detroit Lions, 2009,10

CLARK, BRIAN, OG (1981)
Denver Broncos, 1982 (taxi squad)

CLARK, DWIGHT, WR (1978)
San Francisco 49ers, 1979-87
Led NFC in Receiving, 1981,82; 1981 and 1984 Super Bowl Champion; 1982,83 NFL Pro Bowl; 1982 NFL MVP

***CLEMONS, CHRIS, S** (2008)
Miami Dolphins, 2009-13
Arizona Cardinals, 2014

CLINE, DOUG, LB (1959)
Houston Oilers, 1960-66
San Diego Chargers, 1966

COLEY, JAMES, TE (1988)
Chicago Bears, 1990-92
Indianapolis Colts, 1991

CONE, FRED, B/PK (1950)
Green Bay Packers, 1951-57
Dallas Cowboys, 1960
1955 NFL Field-Goal leader

***CONNER, KAVELL, LB** (2009)
Indianapolis Colts, 2010-13
San Diego Chargers, 2014
2010 NFL All-Rookie

COOPER, GARY, WR (1989)
Montreal Machine (WLA), 1991

CORDILEONE, LOU, DE/DT/OG (1959)
New York Giants, 1960
San Francisco 49ers, 1961
Los Angeles Rams, 1962
Pittsburgh Steelers, 1962,63
New Orleans Saints, 1967,68
First-Round Draft Choice, 1959

CROSBY, ROSCOE, WR (2003)
Indianapolis Colts, 2005

CRUTCHFIELD, DARREL, DB (2000)
Philadelphia Eagles, 2001
Edmonton Eskimos (CFL), 2003,04
Montreal Alouettes (CFL), 2006

CUMBIE, JAMIE, DT (2009)
Oakland Raiders, 2010

CUNNINGHAM, BENNIE, TE (1975)
Pittsburgh Steelers, 1976-83,85
First-Round Draft Choice, 28th player chosen, 1976
1978, 1979 Super Bowl Champion

CURRIE, AIRESE, WR (2004)
Chicago Bears, 2005,06

DAIGNEAULT, DOUG, B (1959)
Ottawa Roughriders (CFL), 1960-63
Winnipeg Blue Bombers (CFL), 1964,65

DANFORTH, KENNY, SS (1985)
Los Angeles Raiders, 1987 (replacement player)

DANTZLER, WOODROW, QB (2001)
Dallas Cowboys, 2002
Atlanta Falcons, 2003
Frankfurt Galaxy, 2005 (NFLE)

DAVIS, BILLY, LB (1983)
St. Louis Cardinals, 1984

DAVIS, DEXTER, CB (1990)
Phoenix Cardinals, 1991,92
Los Angeles Rams, 1993-95

DAVIS, JAMES, RB (2008)
Cleveland Browns, 2009,10
Washington Redskins, 2010
Detroit Lions, 2011

DAVIS, JEFF, LB (1981)
Tampa Bay Buccaneers, 1982-87
Captain of Tampa Bay, 1984-87

DAVIS, TY, CB (1984)
New York Giants, 1985,86 (Injured reserve entire 1986 season with Super Bowl Champions)
Detroit Lions, 1987

DAWKINS, BRIAN, SS (1995)
Philadelphia Eagles, 1996-08
Denver Broncos, 2009-11
1996 All-Rookie; 1999,01,02,04,05,06,08,09,11 Pro Bowl; 2001,02,04,06 All-Pro

DIGGS, BUBBA, TE (1981)
Washington Federals (USFL), 1983

DINGLE, ADRIAN, DE (1998)
San Diego Chargers, 1999-04

DOLCE, CHRIS, OG (1979)
Washington Federals (USFL), 1983

DOWNER, COLE, TE (2005)
Amsterdam Admirals (NFLE), 2006

DRIVER, STACY, TB (1985)
Cleveland Browns, 1987 (replacement player)

DUKES, MIKE, LB (1958)
Houston Oilers, 1960-63
Boston Patriots, 1964,65
New York Jets, 1965

DUNN, K.D., TE (1984)
Tampa Bay Buccaneers, 1985
Washington Redskins, 1987
New York Jets, 1988
Montreal Machine (WLA), 1991

DURHAM, STEVE, DE (1980)
Baltimore Colts, 1982

EASON, NICK, DT (2002)
Denver Broncos, 2003
Scottish Claymores (NFLE), 2003
Cleveland Browns, 2004-06
Pittsburgh Steelers, 2007-10
Arizona Cardinals, 2011,12
2008 Super Bowl Champion

EDWARDS, ANTWAN, CB (1998)
Green Bay Packers, 1999-03
Miami Dolphins, 2004
Atlanta Falcons, 2005
First-round draft pick, 1999

***ELLINGTON, ANDRE, RB** (2012)
Arizona Cardinals, 2013,14
2013 NFL All-Rookie

EPPES, ROY, DB (1977)
Tampa Bay Bandits (USFL), 1983
Arizona Wranglers (USFL), 1984

EVANS, LEOMONT, FS (1995)
Washington Redskins, 1996-99
Los Angeles Xtreme (XFL), 2001

FARR, JAMES, OG (1983)
Washington Federals (USFL), 1984
Orlando Renegades (USFL), 1985

FLAGLER, TERRENCE, TB (1986)
San Francisco 49ers, 1987-89
Dallas Cowboys, 1990
Phoenix Cardinals, 1990,91
First-Round Draft Choice, 25th player chosen, 1987
1988 and 1989 Super Bowl Champion

FLOWERS, KENNY, TB (1986)
Atlanta Falcons, 1987,1989

***FORD, JACOBY, WR** (2009)
Oakland Raiders, 2010-12
2010 NFL All-Rookie

***FREEMAN, DALTON, C** (2012)
New York Jets, 2013,14

FRITTS, GEORGE, OT (1941)
Philadelphia Eagles, 1945

FRY, DUSTIN, C (2006)
St. Louis Rams, 2007,08
Carolina Panthers, 2009

FUDGE, JAMAAL, S (2005)
Jacksonville Jaguars, 2006,07
Atlanta Falcons, 2008,09



JOE BOSTIC
PLAYED 10
SEASONS IN
THE NFL WITH
THE ST. LOUIS
CARDINALS
(1979-88).

PRO PLAYERS (ALL OUTDOOR LEAGUES)

FULLER, STEVE, QB (1978)
 Kansas City Chiefs, 1979-83
 Los Angeles Rams, 1983
 Chicago Bears, 1984-87
 San Diego Chargers, 1988
 First-Round Draft Choice, 23rd player chosen, 1979; 1985 Super Bowl Champion

GADDIS, C.J., CB (2006)
 Atlanta Falcons, 2007

GAGE, BOBBY, TB (1948)
 Pittsburgh Steelers, 1949-50
 First-round draft pick, sixth player chosen, 1948

GAMBLE, JASON, C (1998)
 Scottish Claymores (NFL), 2000
 Orlando Rage (XFL), 2001

GARDNER, ROD, WR (2000)
 Washington Redskins, 2001-04
 Carolina Panthers, 2005
 Green Bay Packers, 2005
 Kansas City Chiefs, 2006
 First-Round Draft Choice, 2001

GARDOCKI, CHRIS, P/PK (1990)
 Chicago Bears, 1991-94
 Indianapolis Colts, 1995-98
 Cleveland Browns, 1999-03
 Pittsburgh Steelers, 2004-06
 1996 Pro Bowl
 2005 Super Bowl Champion

GETER, ERIC, DB (1992)
 Las Vegas Posse (CFL), 1994

***GILCHRIST, MARCUS**, DB (2010)
 San Diego Chargers, 2011-14

***GOODMAN, MALLICIAH**, DE (2012)
 Atlanta Falcons, 2013,14

GREENE, NEALON, QB (1997)
 Toronto Argonauts (CFL), 1998-01
 Saskatchewan Roughriders (CFL), 2002-05
 Montreal Alouettes (CFL), 2006

GRIFFIN, STEVE, TB (1986)
 Atlanta Falcons, 1987

GRISHAM, TYLER, WR (2008)
 Pittsburgh Steelers, 2009-11

***HAIRSTON, CHRIS**, OT (2010)
 Buffalo Bills, 2011-14

HALL, BEN, TE (2004)
 Arizona Cardinals, 2005
 Amsterdam Admirals (NFL), 2006,07

HALL, DELTON, CB (1986)
 Pittsburgh Steelers, 1987-91
 San Diego Chargers, 1992,93
 1987 All-Rookie Team

HALL, HOLLIS, DB (1981)
 Arizona Wranglers (USFL), 1983
 Houston Gamblers (USFL), 1984

HALL, LAMONT, TE (1997)
 Rhein Fire (NFL), 1999
 Green Bay Packers, 1999
 New Orleans Saints, 2000-05

HAMILTON, DERRICK, DT (2003)
 San Francisco 49ers, 2004-06
 Tampa Bay Buccaneers, 2007

HAMLIN, MICHAEL, S (2008)
 Dallas Cowboys, 2009,10
 Jacksonville Jaguars, 2010

HAMMOND, VANCE, DT (1990)
 Sacramento Goldminers (CFL), 1994

HARPER, JAMIE, RB (2010)
 Tennessee Titans, 2011,12

HARRELL, RICKY, C (1972)
 New York Jets, 1973

HARRIS, RUDY, FB (1992)
 Tampa Bay Buccaneers, 1993,94

HATCHER, DALE, P (1984)
 Los Angeles Rams, 1985-89, 91
 Miami Dolphins, 1993
 1985 All-Pro, 1985 All-Rookie, 1985 Pro Bowl
 First Kicker Chosen in 1985 Draft

HAYES, RUDY, LB (1958)
 Pittsburgh Steelers, 1959,60,62

HEADEN, ANDY, LB (1982)
 New York Giants, 1983-88
 1986 Super Bowl Champion

HEFNER, LARRY, LB (1971)
 Green Bay Packers, 1972-75

HENDERSON, JEROME, CB (1990)
 New England Patriots, 1991-93, 96
 Buffalo Bills, 1993,94
 Philadelphia Eagles, 1995
 New York Jets, 1997,98
 Played in 1994 and 1996 Super Bowl

HENDLEY, DICK, BB (1950)
 Pittsburgh Steelers, 1951

HENRY, WILLIAM, OT (2003)
 Frankfurt Galaxy (NFL), 2005
 Seattle Seahawks, 2005

HILL, LEROY, LB (2004)
 Seattle Seahawks, 2005-12

HILL, TYE, CB (2005)
 St. Louis Rams, 2006-08
 Atlanta Falcons, 2009
 Detroit Lions, 2010
 First-Round Draft Choice, 2006
 All-Rookie Team, 2006

***HOPKINS, DeANDRE**, WR (2012)
 Houston Texans, 2013,14
 First-Round Draft Choice, 27th player chosen, 2013
 2013 NFL All-Rookie

HORNE, TONY, WR (1997)
 St. Louis Rams, 1998-00
 1999 Super Bowl Champion; NFL Kickoff Return Champion, 1999

HUDSON, BILL, DT (1956)
 Montreal Alouettes (CFL), 1957-60
 San Diego Chargers, 1961,62
 Boston Patriots, 1963
 1962 Pro Bowl

HUDSON, BOB, DE/LB/DB (1950)
 New York Giants, 1951,52
 Philadelphia Eagles, 1953-55,57,58
 Washington Redskins, 1959
 Dallas Texans, 1960
 Denver Broncos, 1960,61

HULSEY, COREY, OG (1998)
 Buffalo Bills, 2001
 Oakland Raiders, 2003-06

IGWEBUIKE, DONALD, PK (1984)
 Tampa Bay Buccaneers, 1985-89

Minnesota Vikings, 1990
 Baltimore (CFL), 1994

INABINET, CLARENCE, OG (1935)
 Rochester Tigers, 1936

JACKSON, STEVEN, FB (2005)
 Carolina Panthers, 2006

JAMISON, BRANDON, LB (2002)
 Atlanta Falcons, 2005
 Carolina Panthers, 2006,07

JAMISON, VONTRELL, DE (2004)
 Dallas Cowboys, 2005

***JENKINS, JARVIS**, DT (2010)
 Washington Redskins, 2011-14

JENKINS, RALPH, C (1946)
 Pittsburgh Steelers, 1947

JENNINGS, KEITH, WR (1988)
 Dallas Cowboys, 1989
 Montreal Machine (WFLA), 1991
 Chicago Bears, 1991-97
 Las Vegas Outlaws (XFL), 2001

JOHNSON, JOHN, OLB (1990)
 San Francisco 49ers, 1991-93
 Cincinnati Bengals, 1994
 New Orleans Saints, 1995

JOHNSON, TRACY, FB (1988)
 Houston Oilers, 1989
 Atlanta Falcons, 1990,91
 Seattle Seahawks, 1992-95
 Tampa Bay Buccaneers, 1996

JOLLY, TERRY, DT (2000)
 Barcelona Dragons (NFL), 2002

JONES, CHRIS, LB (1998)
 Barcelona Dragons (NFL), 2000

JORDAN, HOMER, QB (1982)
 Saskatchewan Roughriders (CFL), 1983-85
 Ottawa Roughriders (CFL), 1985
 Winnipeg Blue Bombers (CFL), 1986
 Cleveland Browns, 1987 (replacement player)

***KELLY, AARON**, WR (2008)
 Hamilton Tiger-Cats, 2011,12
 Winnipeg Blue Bombers, 2013,14

KENNEY, STEVE, OT (1978)
 Philadelphia Eagles, 1979-86
 Detroit Lions, 1986,87
 1980 Super Bowl participant

KINARD, TERRY, DB (1982)
 New York Giants, 1983-89
 Houston Oilers, 1990
 First-Round Draft Choice, 10th player chosen, 1983
 1983 All-Rookie Team; 1986 Super Bowl Champion; 1988 Pro Bowl

KIRKLAND, LEVON, OLB (1991)
 Pittsburgh Steelers, 1992-00
 Seattle Seahawks, 2001
 Philadelphia Eagles, 2002
 Played in 1996 Super Bowl; 1996,97 Pro Bowl; 1996,97 All-Pro; NFL All-Decade Team (1990s)

LATIMER, AL, DB (1978)
 Philadelphia Eagles, 1979
 San Francisco 49ers, 1980
 Winnipeg Blue Bombers (CFL), 1981
 Detroit Lions, 1982-84

LEAKE, JOHN, LB (2003)
 Atlanta Falcons, 2005,06
 Green Bay Packers, 2005

MACK, KEVIN, RB (1983)
 Los Angeles Express (USFL), 1984
 Cleveland Browns, 1985-93
 1985, 1987 Pro Bowl; 1985 All-Rookie Team

MACK, TERENCE, DE (1986)
 St. Louis Cardinals, 1987

MANCE, BRIAN, CB (2002)
 Amsterdam Admirals (NFL), 2004

MASS, WAYNE, T (1967)
 Chicago Bears, 1968-70
 Miami Dolphins, 1971
 New England Patriots, 1972
 Philadelphia Eagles, 1972

MATHEWS, RAY, B/WR (1950)
 Pittsburgh Steelers, 1951-59
 Dallas Cowboys, 1960
 Calgary Stampeders (CFL), 1961
 1952, 1953, 1955 NFL Pro Bowl

MATHIS, BILL, RB (1959)
 New York Titans, 1960-62
 New York Jets, 1963-69

1968 Super Bowl Champion; 1961 All-Pro; 1961, 1963 AFL Pro Bowl

***MAXWELL, BYRON**, CB (2010)
 Seattle Seahawks, 2011-14
 2013 Super Bowl Champion

McCALL, JEFF, FB/TE (1982)
 Los Angeles Raiders, 1983 (taxi squad)

McCANLESS, JIM, OG (1958)
 Houston Oilers, 1960

***McCLAIN, ANTOINE**, OT (2011)
 Baltimore Ravens, 2012
 Buffalo Bills, 2013
 Chicago Bears, 2014

McCLEON, DEXTER, CB (1996)
 St. Louis Rams, 1997-02
 Kansas City Chiefs, 2003-05
 Houston Texans, 2006
 1999 Super Bowl Champion

McCULLOUGH, RICHARD, DT (1988)
 Denver Broncos, 1989,90

McDANIEL, ED, ILB (1991)
 Minnesota Vikings, 1992-01
 1998 Pro Bowl

McFADDEN, BANKS, B (1939)
 Brooklyn Dodgers, 1940

McGLOCKTON, CHESTER, DT (1991)
 Oakland Raiders, 1992-97
 Kansas City Chiefs, 1998-00
 Denver Broncos, 2001,02
 New York Jets, 2003
 1994-96 All-Pro; 1994-97 Pro Bowl

McKENZIE, DAMONTE, DT (1998)
 Dallas Cowboys, 2000
 Rhein Fire (NFL), 2002
 Amsterdam Admirals (NFL), 2003

McMAKIN, JOHN, TE (1971)
 Pittsburgh Steelers, 1972-74
 Detroit Lions, 1975
 Seattle Seahawks, 1976
 1974 Super Bowl Champion

McNEAL, BRYANT, DE (2002)
 Denver Broncos, 2003,04
 Seattle Seahawks, 2005
 Oakland Raiders, 2006

McSWAIN, CHUCK, RB (1982)
 Dallas Cowboys, 1983,84
 New England Patriots, 1987

McSWAIN, ROD, DB (1983)
 New England Patriots, 1984-90
 Played in 1986 Super Bowl

***MEEKS, JONATHAN**, S (2012)
 Buffalo Bills, 2013,14

MERLING, PHILLIP, DE (2007)
 Miami Dolphins, 2008-11
 Green Bay Packers, 2012
 Washington Redskins, 2013

MILLER, JUSTIN, CB (2004)
 New York Jets, 2005-09
 Oakland Raiders, 2008,09
 2006 Pro Bowl

MILTON, ELDRIDGE, LB (1985)
 Chicago Bears, 1987

MOORE, OTIS, DT (1989)
 Birmingham Fire (WFLA), 1991,92

MORGAN, DWAYNE, OT (1995)
 Toronto Argonauts (CFL), 1998,99,02
 Atlanta Falcons, 2003

MULLIGAN, WAYNE, C (1969)
 St. Louis Cardinals, 1969-73
 New York Jets, 1974,75

OLSON, HAROLD, OT (1959)
 Buffalo Bills, 1960-62
 Denver Broncos, 1963,64
 1962 All-Pro

OLSZEWSKI, HARRY, OG (1967)
 Montreal Alouettes (CFL), 1969,70


O'NEAL ROBERT, FS (1992)
 Indianapolis Colts, 1993-95
 Amsterdam (World League), 1996,97

PAGLIEI, JOE, B (1955)
 Calgary Stampeders (CFL), 1956
 Philadelphia Eagles, 1959
 New York Titans, 1960

PALMER, MICHAEL, TE (2009)
 Atlanta Falcons, 2010-12
 Pittsburgh Steelers, 2013,14

PATTON, BOB, DT (1951)
 New York Giants, 1952

PEEPLER, KEN, OG (1974)
 Winnipeg Blue Bombers (CFL), 1975



BYRON MAXWELL WON A SUPER BOWL IN 2013 AS A STARTING CORNERBACK FOR THE SEATTLE SEAHAWKS.

PRO PLAYERS (ALL OUTDOOR LEAGUES)

PERRY, MICHAEL DEAN, DT (1987)
Cleveland Browns, 1988-94
Denver Broncos, 1995-97
Kansas City Chiefs, 1997
1988 All-Rookie Team; 1989-91, 1993 All-Pro; 1989-91, 1993,94,96 Pro Bowl

PERRY, WILLIAM, MG/FB (1984)
Chicago Bears, 1985-1992
Philadelphia Eagles, 1993,94
London Monarchs, 1996
1985 Super Bowl Champion; 1985 All-Rookie Team
First-Round Draft Choice, 22nd player chosen, 1985

PLEASANT, REGGIE, CB (1984)
Atlanta Falcons, 1985
Tampa Bay Buccaneers, 1986
Toronto Argonauts (CFL), 1987-94
Edmonton Eskimos (CFL), 1996,97
1988 All-CFL; 1988-91 All-Division; 1991 Grey Cup Champion

POOLE, BOB, End (1963)
San Francisco 49ers, 1964,65
Houston Oilers, 1966,67

POTTS, ROBERT, T (1919)
Frankford Yellow Jackets, 1926
NFL World Champion, 1926

PRIESTER, RAYMOND, RB (1997)
Tennessee Oilers, 1998

PROCTOR, WILL, QB (2006)
Montreal Alouettes (CFL), 2007
Calgary Stampeders, 2008
2008 Grey Cup Champion

PRYCE, TREVOR, DT (1996)
Denver Broncos, 1997-05
Baltimore Ravens, 2006-10
New York Jets, 2010
First-Round Draft Choice, 28th player chosen, 1997
1997,98 Super Bowl Champion; 1999-02 Pro Bowl

REESE, ARCHIE, DE (1977)
San Francisco 49ers, 1978-81
1981 Super Bowl Champion
Los Angeles Raiders, 1982,83
Pittsburgh Maulers (USFL), 1984

REEVES, MARION, TB (1973)
Philadelphia Eagles, 1974
Winnipeg Blue Bombers (CFL), 1975,76

REMBERT, JOHNNY, LB (1982)
New England Patriots, 1983-92
1988 All-Pro; 1988 Pro Bowl

RICHARDSON, BARRY, OT (2007)
Kansas City Chiefs, 2008-11
St. Louis Rams, 2012
Detroit Lions, 2013

RIGGS, JIM, TE (1986)
Cincinnati Bengals, 1987-92
Washington Redskins, 1993

ROBINSON, JAMES, DT (1983)
Los Angeles Express (USFL), 1984,85

ROME, STAN, WR (1975)
Kansas City Chiefs, 1979-82
Washington Redskins (USFL), 1983

ROUNTREE, GLENN, G (1997)
Carolina Panthers, 1998
Denver Broncos, 1999
Barcelona Dragons (NFL), 2000
Memphis Maniax (XFL), 2001

ROUSE, WARDELL, OLB (1994)
Tampa Bay Buccaneers, 1995,96
Rhein Fire (NFL), 1998

RYANS, LARRY, WR (1992)
Detroit Lions, 1993
Tampa Bay Buccaneers, 1996
Rhein Fire (NFL), 1998,99
Los Angeles Xtreme (XFL), 2001

SAPP, PATRICK, OLB (1995)
San Diego Chargers, 1996,97
Arizona Cardinals, 1998,99
Memphis Maniax (XFL), 2001

***SAPP, RICKY**, DE (2009)
Philadelphia Eagles, 2010 (injured reserve)
New York Jets, 2011-13
Houston Texans, 2013,14

SAUVE, JEFF, PK (1995)
Rhein Fire (NFL), 1999

SCOTT, DORELL, DT (2008)
St. Louis Rams, 2009-11

SCOTT, JIM, DL (1983)

Orlando Renegades (USFL), 1985

SCOTT, RANDY, LB (1978)
Winnipeg Blue Bombers (CFL), 1980
Calgary Stampeders (CFL), 1980

***SENSABAUGH, COTY**, CB (2011)
Tennessee Titans, 2012-14

***SHATLEY, TYLER**, OL (2013)
Jacksonville Jaguars, 2014

SHEPPARD, ASHLEY, OLB (1992)
Minnesota Vikings, 1993-95
Jacksonville Jaguars, 1995
Los Angeles Rams, 1995

SIMMONS, ANTHONY, LB (1997)
Seattle Seahawks, 1998-04
First-Round Draft Choice, 15th player chosen, 1998

SIMMONS, WAYNE, OLB (1992)
Green Bay Packers, 1993-96
Kansas City Chiefs, 1997,98
1993 All-Rookie Team; 1996 Super Bowl Champion

SIMS, MARVIN, FB (1979)
Baltimore Colts, 1980,81

SMITH, AKIL, OT (2001)
Washington Redskins, 2002
Barcelona Dragons (NFL), 2003

SMITH, EMORY, FB (1995)
Scottish Claymores (NFL), 1999

SMITH, RICHARD, DB (1988)
Raleigh-Durham Skyhawks (WLA), 1991

SMITH, RONNIE, LB (1977)
Saskatchewan Roughriders (CFL), 1980

***SPILLER, C.J.**, RB (2009)
Buffalo Bills, 2010-13
First-Round Draft Pick, Ninth player chosen 2013 Pro Bowl

STEPHENS, DARNELL, OLB (1995)
Tampa Bay Buccaneers, 1995,96

STUCKEY, CHANSI, WR (2006)
New York Jets, 2007-09
Cleveland Browns, 2009,10
Arizona Cardinals, 2011

STUCKEY, JIM, DT (1979)
San Francisco 49ers, 1980-86
New York Jets, 1986
San Diego Chargers, 1987
First-Round Draft Pick, 20th player chosen, 1980
1981 and 1984 Super Bowl Champion

SWIFT, BOB, FB/C/G (1963)
British Columbia Lions (CFL), 1964,65
Toronto Argonauts (CFL), 1966-70
Winnipeg Blue Bombers (CFL), 1971-78
1972,74 All-Pro

TAYLOR, RENDRICK, TE (2009)
Tampa Bay Buccaneers, 2010

TESTERMAN, DON, RB (1975)
Seattle Seahawks, 1976-78
Washington Redskins, 1979
Miami Dolphins, 1980

***THOMAS, BRANDON**, OL (2013)
San Francisco 49ers, 2014 (injured reserve)

THOMAS, DOUG, WR (1990)
Seattle Seahawks, 1991-93

THOMAS, RODNEY, LB (2002)
Amsterdam Admirals (NFL), 2004

***THOMPSON, BRANDON**, DT (2011)
Cincinnati Bengals, 2012-14

THOMPSON, DAVE, C/OG/T (1970)
Detroit Lions, 1971-73
New Orleans Saints, 1974,75

THORSLAND, OSCAR, End (1962)
Ottawa Roughriders (CFL), 1963

TIMMONS, CHARLIE, B (1941)
Brooklyn Dodgers, 1946

TINSLEY, SID, TB (1944)
Pittsburgh Steelers, 1945

TRAPP, JAMES, DB (1992)
Oakland Raiders, 1993-98
Baltimore Ravens, 1999-02
Jacksonville Jaguars, 2003
2000 Super Bowl Champion

TREADWELL, DAVID, PK (1987)
Denver Broncos, 1989-92
New York Giants, 1993,94
1989 Pro Bowl; 1989 All-Rookie Team

TRIPLETT, DANNY, LB (1982)
Washington Redskins (USFL), 1984

TUTEN, RICH, DL (1978)
Ottawa Roughriders (CFL), 1980

NFL GAME LEADERS

Player	Years	Seasons	GP
Chris Gardocki	1991-06	16	244
Brian Dawkins	1996-11	16	224
Jeff Bostic	1980-93	14	184
Trevor Pryce	1997-10	14	184
Chester McGlockton	1992-03	12	179
Levon Kirkland	1992-02	11	176
Jeff Bryant	1982-93	12	175
Brentson Buckner	1994-05	12	174
Charlie Waters	1970-82	11	160
James Trapp	1993-03	11	149
Michael Dean Perry	1988-97	10	148
Dexter McCleon	1996-06	10	148
William Perry	1986-95	10	138
Bill Mathis	1960-69	10	137
Dwight Clark	1979-87	9	134
Joe Bostic	1979-88	10	132
Terry Allen	1991-01	10	130
Johnny Rembert	1983-92	10	126
Donnell Woolford	1989-97	9	126
Ed McDaniel	1992-01	10	125
Terry Kinard	1983-90	8	121
Tracy Johnson	1989-96	8	121

Note: Years are total seasons played at least one game; years lost to injury do not count; **bold** denotes active player.

NFL SEASON LEADERS

Player	Years	GP	Seasons
Chris Gardocki	1991-06	244	16
Brian Dawkins	1996-11	224	16
Jeff Bostic	1980-93	184	14
Trevor Pryce	1997-10	184	14
Jeff Bryant	1982-93	175	12
Chester McGlockton	1992-03	179	12
Brentson Buckner	1994-05	174	12
Charlie Waters	1970-82	160	11
Levon Kirkland	1992-02	176	11
James Trapp	1993-03	149	11
Ray Mathews	1951-60	114	10
Bob Hudson	1951-61	106	10
Bill Mathis	1960-69	137	10
Bennie Cunningham	1975-85	118	10
Joe Bostic	1979-88	132	10
Johnny Rembert	1983-92	126	10
William Perry	1986-95	138	10
Michael Dean Perry	1988-97	148	10
Terry Allen	1991-02	130	10
Ed McDaniel	1992-01	125	10
Dexter McCleon	1997-06	148	10

Note: Years are total seasons played at least one game; years lost to injury do not count; **bold** denotes active player.

TUTTLE, PERRY, WR (1981)
Buffalo Bills, 1982,83
First-Round Draft Choice, 1982
Tampa Bay Buccaneers, 1984
Atlanta Falcons, 1984
Winnipeg Blue Bombers (CFL), 1986-91
1987 All-CFL; 1990 Grey Cup Champion;
Inducted into Winnipeg Blue Bombers Hall of Fame, 1997

VAUGHN, KHALEED, DE (2003)
Atlanta Falcons, 2004
Carolina Panthers, 2005

WALKER, GREGORY, OG (2003)
New York Giants, 2004

WALLS, HENRY, LB (1985)
New York Jets, 1987 (replacement player)
Montreal Machine (WLA), 1991

WALTERS, JOEY, WR/DB (1976)
Winnipeg Blue Bombers (CFL), 1977
Saskatchewan Roughriders (CFL), 1977,78,80-82
British Columbia Lions (CFL), 1979
Washington Redskins (USFL), 1983,84
Orlando Renegades (USFL), 1985
Houston Oilers, 1987
1982 All-CFL; Set CFL receiving record, 1982

WASHINGTON, DONNELL, DT (2003)
Green Bay Packers, 2004,05 (injured reserve)

WASHINGTON, JAY, RB (1973)
Winnipeg Bombers (CFL), 1974-79
Saskatchewan Roughriders (CFL), 1980
CFL Rushing Leader, 1976

WATERS, ANTHONY, LB (2006)
San Diego Chargers, 2007,08

New Orleans Saints, 2009,10
2009 Super Bowl Champion

WATERS, CHARLIE, CB (1969)
Dallas Cowboys, 1970-78,80,81
1971 and 1977 Super Bowl Champion;
1977, 1978 All-Pro; 1976-78 Pro Bowl;
Selected to All-Time Cowboys team

***WATKINS, SAMMY**, WR (2013)
Buffalo Bills, 2014
2014 NFL All-Rookie

WELLS, JOEL, B (1956)
Montreal Alouettes (CFL), 1957-60
New York Giants, 1961

WHITE, HARVEY, QB (1959)
Boston Patriots, 1960
First player ever signed by Patriots

***WHITEHURST, CHARLIE**, QB (2005)
San Diego Chargers, 2006-09,12,13
Seattle Seahawks, 2010,11
Tennessee Titans, 2014

WHITLEY, CURTIS, C (1991)
San Diego Chargers, 1992-94
Played in 1995 Super Bowl
Carolina Panthers, 1995,96
1995 All-Pro by Sports Illustrated
Oakland Raiders, 1997

WILLARD, JONATHAN, LB (2012)
Tennessee Titans, 2013

WILLIAMS, BRETT, DE (1996)
Seattle Seahawks, 1998

WILLIAMS, KEITH, LB (1986)
Los Angeles Raiders, 1987 (replacement player)

WILLIAMS, PERRY, CB (1986)
New England Patriots, 1987 (replacement player)

WILLIAMS, RAY, WR (1986)
Cleveland Browns, 1987 (replacement player)

WILLIAMS RONALD, RB (1992)
Hamilton Tiger-Cats (CFL), 1997-01
Edmonton Eskimos (CFL), 2002

WITHERSPOON, DERRICK, RB (1993)
Shreveport Pirates, 1994
Philadelphia Eagles, 1995-97


WITHERSPOON, TERRY, FB (2000)
Dallas Cowboys, 2001

WOOLFORD, DONNELL, CB (1988)
Chicago Bears, 1989-96
Pittsburgh Steelers, 1997
Carolina Panthers, 1998
1993 Pro Bowl

WORTHY, FRED, End (1983 (Track))
Oakland Invaders (USFL), 1984

YOUNGBLOOD, KEVIN, WR (2003)
Atlanta Falcons, 2004-06

* - active; Note: Super Bowl years are seasons, not year played; includes outdoor football only; includes practice squad players.



NFL DRAFT PICKS


Date	Rd	Pick	Player, Pos.	Team
12/9/38	5	40	Don Willis, B	Giants
	16	142	Gus Goins, E	Cardinals
12/9/39	1	4	*Banks McFadden, B	Dodgers
	13	120	Joe Payne, G	Giants
	18	161	Shad Bryant, B	Cardinals
12/22/41	5	35	Joe Blalock, E	Lions
	19	176	*Charlie Timmons, B	Redskins
4/8/43	20	189	Marion Butler, B	Bears
4/6/45	10	93	Billy Poe, B	Bears
1/14/46	6	43	Marion Woods, G	Steelers
	15	136	Jim Hough, G	Packers
	29	276	Frank Saunders, T	Packers
12/16/46	8	57	*Bill Chipley, E/DB	Yanks
	16	138	*Ralph Jenkins, C	Steelers
	27	246	Tom Salisbury, G	Giants
12/21/48	1	6	*Bobby Gage, B	Steelers
	2	14	Bobby Gage, B	Colts (AAFC)
	7	71	Frank Gillespie, G	Eagles
1/18/51	3	27	*Fred Cone, B	Packers
	7	81	*Ray Mathews, B	Steelers
	11	131	Wyndie Wyndham, LB	Yanks
1/12/52	12	146	*Bob Hudson, E	Giants
	22	262	*Dick Hendley, B	Steelers
	25	300	Jackie Calvert, B	Rams
1/22/53	5	59	*Bob Patton, T	Giants
	13	148	Billy Hair, B	Packers
1/22/53	6	66	Tom Barton, G	Steelers
	10	121	Dreher Gaskins, E	Lions
	18	209	Jim Shirley, B	Bears
1/28/54	24	285	Earl Wrightenberry, T	Cardinals
1/27/55	24	285	Nathan Gressette, T	Eagles
	16	190	Clyde White, G	Eagles
	21	244	Buck George, B	Redskins
1/12/56	28	334	Wingo Avery, C	Eagles
	4	43	B.C. Inabinet, T	Colts
	22	254	Dick Marazza, T	Lions
1/31/57	25	292	Billy O'Dell, B	Steelers
	2	18	*Joel Wells, B	Packers
1/28/58	3	34	*Bill Hudson, T	Cardinals
	17	200	Bill Thomas, C	Rams
1/21/59	24	280	Jim Padgett, C	Eagles
	14	158	Jack Smith, T	Eagles
1960	14	162	*Mike Dukes, B	49ers
	16	192	Morris Keller, T	Colts
	20	230	Jim Payne, G	Eagles
@	20	235	*Rudy Hayes, B	Steelers
	1	12	*Lou Cordileone, T	Giants
	@		Lou Cordileone, T	Bills (AFL)
@	2	13	*Harold Olson, T	Cardinals
	@		Harold Olson, T	Bills (AFL)
	@		*Harvey White, QB	Patriots (AFL)
@	8	88	*Bill Mathis, HB	49ers
	@		Bill Mathis, HB	Broncos (AFL)
	14	168	*Doug Cline, FB	Giants
@			Doug Cline, FB	Oilers (AFL)



BANKS McFADDEN WAS THE FOURTH OVERALL PICK OF THE 1939 DRAFT, STILL TIED FOR THE HIGHEST SELECTION EVER FOR A CLEMSON PLAYER.

12/5/60	12	156	Lowndes Shingler, QB	Cowboys
	9		Lowndes Shingler, QB	Raiders (AFL)
12/27/60	5	63	Ron Osborne, T	Colts
	10	134	Jimmy King, T	Cardinals
	14		Jimmy King, T	Oilers (AFL)
12/4/61	3	41	*Gary Barnes, E	Packers
	9	69	Gary Barnes, E	Titans (AFL)
	29	231	Ron Osborne, T	Oilers (AFL)
12/3/62	5	67	*Don Chuy, T	Rams
	5	38	Don Chuy, T	Oilers (AFL)
12/2/63	2	23	Pat Crain, HB	Bears
	8	102	*Bob Poole, E	49ers
	15	118	Pat Crain, HB	Oilers (AFL)
11/28/64	14	190	Johnny Case, E	Colts
	5		^ John Boyette, T	Bills (AFL)
	17	237	John Boyette, T	Browns
11/27/65	7		^ Randy Smith, LB	Jets (AFL)
	9		^ Wayne Page, DE	Chargers (AFL)
	12	177	Ricky Johnson, T	Cardinals
11/18/66	12	182	Wayne Page, DE	Bears
			! Randy Smith, LB	Falcons

3/14/67	14	360	Floyd Rogers, T	Browns
1/30/68	3	64	*Harry Olszewski, G	Browns
	4	99	*Wayne Mass, T	Bears
	5	134	Jackie Jackson, RB	Browns
	9	230	Frank Liberatore, DB	Redskins
1/28/69	8	201	*Wayne Mulligan, C	Cardinals
	14	344	*John Cagle, LB	Patriots
1/27/70	3	66	*Charlie Waters, DB	Cowboys
	11	283	Ivan Southerland, T	Cowboys
	14	347	Jack King, G	49ers
1/28/71	2	30	*Dave Thompson, LB	Lions
2/1/72	3	63	*John McMakin, TE	Steelers
	9	217	Don Kelley, DB	Steelers
	14	346	*Larry Hefner, LB	Packers
1/30/73	6	155	*Rick Harrell, C	Jets
	11	266	Ed Seigler, PK	Bears
1/29/74	6	131	\$ Jay Washington, RB	Chiefs
4/8/76	1	28	*Bennie Cunningham, TE	Steelers
	10	282	*Don Testerman, RB	Dolphins
	11	303	Craig Brantley, WR	Giants
	15	424	Gary Alexander, T	Colts
	5	127	*Archie Reese, DT	49ers
5/2/78	8	213	% Roy Eppes, DB	Jets
	11	305	Lacy Brumley, OT	Broncos
5/3/79	1	5	*Jerry Butler, WR	Bills
	1	23	*Steve Fuller, QB	Chiefs
	3	64	*Joe Bostic, OT	Cardinals
	4	92	*Jonathan Brooks, LB	Lions
	10	249	*Dwight Clark, WR	49ers
	11	277	*Stan Rome, WR	Chiefs
4/29/80	1	20	*Jim Stuckey, DT	49ers
	7	189	\$ Lester Brown, RB	Cowboys
	12	324	*Marvin Sims, FB	Colts
4/28/81	6	140	*Steve Durham, DT	Seahawks
	7	178	*Obed Ariri, PK	Colts
4/27/82	1	6	*Jeff Bryant, DT	Seahawks
	1	19	\$* Perry Tuttle, WR	Bills
	5	128	*Jeff Davis, LB	Buccaneers
	7	188	% Hollis Hall, DB	Chargers
	9	225	Tony Berryhill, C	Colts
	12	327	*Brian Clark, OG	Broncos
4/26/83	1	10	*Terry Kinard, FS	Giants
	3	66	*Cliff Austin, TB	Saints
	4	101	*Johnny Rembert, LB	Patriots
	5	135	*Chuck McSwain, RB	Cowboys
	7	194	*Jeff McCall, FB	Raiders
	8	205	*Andy Headen, LB	Giants
	11	282	% Danny Triplett, LB	Rams
	11	290	Bob Mayberry, OG	Seahawks
5/1/84	11	298	Brian Butcher, OG	Vikings
	12	318	Frank Magwood, WR	Giants
	3	63	*Rod McSwain, DB	Falcons
	6	143	% Jim Scott, DE	Giants
	8	213	Bob Paulling, PK	Cardinals
	11	295	Edgar Pickett, LB	Vikings



BENNIE CUNNINGHAM GOT THE CALL FROM THE PITTSBURGH STEELERS WITH THE 28TH PICK OF THE FIRST ROUND IN THE 1976 DRAFT.



NFL DRAFT PICKS

	12	320	William Devane, DT	Dolphins
	12	326	Murray Jarman, WR	Broncos
	1	11	* Kevin Mack, FB	+Browns
	2	31	% James Robinson, DT	+Giants
	3	84	% James Farr, OG	+Raiders
4/30/85	1	22	* William Perry, MG	Bears
	3	58	* Ty Davis, CB	Giants
	3	77	* Dale Hatcher, P	Rams
	5	116	* K.D. Dunn, TE	Cardinals
	6	152	\$* Reggie Pleasant, CB	Falcons
	10	260	* Donald Igwebuike, PK	Buccaneers
4/28/87	1	25	* Terrence Flagler, RB	49ers
	2	31	* Kenny Flowers, TB	Falcons
	2	38	* Delton Hall, CB	Steelers
	4	103	* Jim Riggs, TE	Bengals
4/24/88	2	50	* Michael Dean Perry, DT	Browns
	3	81	Tony Stephens, MG	Saints
	12	322	James Earle, LB	Steelers
4/23/89	1	11	* Donnell Woolford, CB	Bears
	4	97	* Richard McCullough, DT	Broncos
	5	113	* Keith Jennings, WR	Cowboys
	10	257	Ty Granger, OT	Buccaneers
	10	271	* Tracy Johnson, FB	Oilers
4/22/90	9	241	* Terry Allen, TB	Vikings
	10	260	Gary Cooper, WR	Saints
	10	274	Otis Moore, DT	Giants
4/21/91	2	41	* Jerome Henderson, CB	Patriots
	2	51	* Doug Thomas, WR	Seahawks
	2	53	* John Johnson, OLB	49ers
	3	78	* Chris Gardocki, P/PK	Bears
	4	86	* Dexter Davis, CB	Cardinals
	5	117	\$ Vance Hammond, DT	Cardinals
	10	271	Eric Harmon, OG	Eagles
	11	301	Stacy Long, OT	Bears
4/26/92	1	16	* Chester McGlockton, DT	Raiders
	2	38	* Levon Kirkland, OLB	Steelers
	5	117	* Curtis Whitley, C	Chargers
	5	125	* Ed McDaniel, ILB	Vikings
4/24/93	1	15	* Wayne Simmons, OLB	Packers
	3	72	* James Trapp, CB	Raiders
	4	91	* Rudy Harris, FB	Buccaneers
	4	106	* Ashley Sheppard, OLB	Vikings
	6	164	* Robert O'Neal, FS	Dolphins
4/24/94	2	50	* Brentson Buckner, DT	Steelers
	7	203	Andre Hewitt, OT	Browns
4/23/95	6	179	* Wardell Rouse, OLB	Buccaneers
4/20/96	2	50	* Patrick Sapp, OLB	Chargers
	2	61	* Brian Dawkins, SS	Eagles
	5	138	* Leomont Evans, FS	Redskins
4/19/97	1	28	* Trevor Pryce, DE	Broncos
	2	40	* Dexter McCleon, CB	Rams

4/18/98	1	15	* Anthony Simmons, ILB	Seahawks
	4	102	* Lorenzo Bromell, DT	Dolphins
	5	129	# Raymond Priestner, TB	Rams
	6	159	# Glenn Rountree, OG	Rams
	7	210	* Jim Bundren, OT	Dolphins
4/17/99	1	25	* Antwan Edwards, CB	Packers
	2	45	* Rahim Abdullah, OLB	Browns
	5	139	* Adrian Dingle, DE	Chargers
	5	169	Chris Jones, LB	Vikings
	7	231	* O.J. Childress, LB	Giants
	7	249	Donald Broomfield, DT	Bengals
4/21/01	1	15	* Rod Gardner, WR	Redskins
	7	232	* Keith Adams, LB	Titans
	7	244	* Robert Carswell, FS	Chargers
4/25/03	4	114	* Nick Eason, DT	Broncos
	4	128	* Bryant McNeal, DE	Broncos
4/24/04	3	72	# Donnell Washington, DT	Packers
	3	77	* Derrick Hamilton, WR	49ers
4/23/05	2	57	* Justin Miller, CB	Jets
	3	98	* Leroy Hill, LB	Seahawks
	5	140	* Airese Currie, WR	Bears
4/29/06	1	15	* Tye Hill, CB	Rams
	3	81	* Charlie Whitehurst, QB	Chargers
	7	241	* Charles Bennett, DE	Buccaneers
4/28/07	1	4	* Gaines Adams, DE	Buccaneers
	3	96	* Anthony Waters, LB	Chargers
	5	139	* Dustin Fry, C	Rams
	5	159	# C.J. Gaddis, DB	Eagles
	7	235	* Chansi Stuckey, WR	Jets
4/26/08	2	32	* Phillip Merling, DE	Dolphins
	6	170	* Barry Richardson, OT	Chiefs
4/27/09	4	103	* Dorell Scott, DT	Rams
	5	165	* Chris Clemons, S	Dolphins
	5	166	* Michael Hamlin, S	Cowboys
	6	195	* James Davis, RB	Browns
4/22/10	1	9	* C.J. Spiller, RB	Bills
	4	108	* Jacoby Ford, WR	Raiders
	5	134	* Ricky Sapp, DE	Eagles
	5	164	* Crezdon Butler, DB	Steelers
	7	240	* Kavell Conner, LB	Colts
4/29/11	2	41	* Jarvis Jenkins, DT	Redskins
	2	50	* Marcus Gilchrist, CB	Chargers
	2	51	* Da'Quan Bowers, DE	Buccaneers
	4	122	* Chris Hairston, OT	Bills
	4	130	* Jamie Harper, RB	Titans
	6	173	* Byron Maxwell, CB	Seahawks
4/26/12	2	38	* Andre Branch, DE	Jaguars
	3	64	* Dwayne Allen, TE	Colts
	3	93	* Brandon Thompson, DT	Bengals
	4	115	* Coty Sensabaugh, CB	Titans
4/25-27/13	1	27	* DeAndre Hopkins, WR	Texans

HIGHEST NFL DRAFT PICKS

Pick	Rd	Year	Player, Pos.	Team
4	1	1939	Banks McFadden, B	Dodgers
4	1	2007	Gaines Adams, DE	Buccaneers
4	1	2014	Sammy Watkins, WR	Bills
5	1	1979	Jerry Butler, WR	Bills
6	1	1949	Bobby Gage, QB	Steelers
6	1	1982	Jeff Bryant, DT	Seahawks
8	1	2015	Vic Beasley, DE	Falcons
9	1	2010	C.J. Spiller, RB	Bills
10	1	1983	Terry Kinard, FS	Giants
11	1	1989	Donnell Woolford, CB	Bears
12	1	1960	Lou Cordileone, T	Giants
13	2	1960	Harold Olson, T	Cardinals
15	1	1993	Wayne Simmons, LB	Packers
15	1	1998	Anthony Simmons, LB	Seahawks
15	1	2001	Rod Gardner, WR	Redskins
15	1	2006	Tye Hill, CB	Rams
16	1	1992	Chester McGlockton, DT	Raiders
18	2	1957	Joel Wells, B	Packers
19	1	1982	Perry Tuttle, WR	Bills
20	1	1980	Jim Stuckey, DT	49ers
22	1	1985	William Perry, MG	Bears
23	1	1979	Steve Fuller, QB	Chiefs
23	2	1963	Pat Crain, RB	Bears
25	1	1987	Terrence Flagler, RB	49ers
25	1	1999	Antwan Edwards, CB	Packers
27	3	1951	Fred Cone, RB	Packers
27	1	2013	DeAndre Hopkins, WR	Texans

	4	127	* Malliciah Goodman, DE	Falcons
	5	143	* Jonathan Meeks, S	Bills
	6	187	* Andre Ellington, RB	Cardinals
5/8-10/14	1	4	* Sammy Watkins, WR	Bills
	3	100	Brandon Thomas, OT	49ers
	4	102	* Bashaud Breeland, CB	Redskins
	4	118	* Martavis Bryant, WR	Steelers
	6	213	Tajh Boyd, QB	Jets
4/30-5/2/14	1	8	Vic Beasley, DE	Falcons
	1	31	Stephone Anthony, LB	Saints
	5	137	Grady Jarrett, DT	Falcons
	5	165	Bradley Pinion, P	49ers
	6	188	Tony Steward, LB	Bills


* - played in NFL; \$ - played in Canada; % - played in USFL; @ - one of many "first-round" selections in old AFL draft system; ^ - AFL redshirt draft; # - made practice squad only; ! - supplemental draft; + - supplemental draft of USFL players



NFL ALUMNI GAMES & SEASONS

Player, Pos.	GP	Yrs	Rd	Pick
Rahim Abdullah, OLB	29	2	2	45
Gaines Adams, DE	47	3	1	4
Keith Adams, LB	85	7	7	232
Kevin Alexander, DE	8	1		FA
Dwayne Allen, TE	30	3	3	64
Terry Allen, TB	130	10	9	241
Obed Ariri, PK	18	2	7	178
Cliff Austin, RB	58	5	3	66
Thomas Austin, OG	8	3		FA
Bob Baldwin, B	9	1		FA
Mike Barber, LB	51	5		FA
Gary Barnes, OE	60	5	3	41
Dan Benish, DT	55	5		FA
Charles Bennett, DE	3	1	7	241
Jeff Bostic, C	184	14		FA
Joe Bostic, OG	132	10	3	64
Da'Quan Bowers, DE	50	4	2	51
Andre Branch, DE	38	3	2	38
Bashaud Breeland, CB	16	1	4	102
Lorenzo Bromell, DE	77	7	4	102
Jonathan Brooks, LB	20	2	4	92
Jaron Brown, WR	32	2		FA
Jeff Bryant, DT	175	12	1	6
Martavis Bryant, WR	10	1	4	118
Brentson Buckner, DT	174	12	2	50
Jim Bundren, C	27	2	7	210
Crezdon Butler, CB	37	5	5	164
Jerry Butler, WR	88	7	1	5
John Cagle, DT/LB/G	6	1	14	344
Ken Callicutt, TB	66	5		FA
Robert Carswell, SS	18	2	7	244
Chandler Catanzaro, PK	16	1		FA
O.J. Childress, LB	4	1	7	231
Bill Chipley, E/DB	30	3	8	57
Don Chuy, OG	82	7	5	67
Vince Ciurciu, FB/LB	74	7		FA
Dwight Clark, WR	134	9	10	249
Chris Clemons, S	73	6	5	165
Doug Cline, LB	95	7	14	168
James Coley, TE	23	2		FA
Fred Cone, B/PK	94	8	3	27
Kavell Conner, LB	68	5	7	240
Lou Cordileone, OT	75	6	1	12
Darrel Crutchfield, CB	4	1		FA
Bennie Cunningham, TE	118	10	1	28
Airese Currie, WR	1	1	5	140
Woodrow Dantzler, RB	14	2		FA
Billy Davis, DB	1	1		FA

Dexter Davis, CB	59	6	4	86
James Davis, RB	9	2	6	195
Jeff Davis, LB	83	6	5	128
Ty Davis, CB	7	1	3	58
Brian Dawkins, SS	224	16	2	61
Adrian Dingle, DE	70	5	5	139
Stacy Driver, TB	2	1		FA
Mike Dukes, LB	81	6	14	162
K.D. Dunn, TE	33	5	5	116
Steve Durham, DE	8	1	6	145
Nick Eason, DT	117	9	4	114
Antwan Edwards, CB	71	7	1	25
Andre Ellington, RB	27	2	6	187
Leomont Evans, FS	59	4	5	138
Terrence Flagler, TB	41	5	1	25
Kenny Flowers, TB	16	2	2	31
Jacoby Ford, WR	38	3	4	108
George Fritts, OT	10	1		FA
Dustin Fry, C	4	1	5	139
Jamaal Fudge, DB	31	3		FA
Steve Fuller, QB	90	7	1	23
Bobby Gage, TB	22	2	1	6
Rod Gardner, WR	91	6	1	15
Chris Gardocki, P/PK	244	16	3	78
Marcus Gilchrist, CB	62	4	2	50
Malliciah Goodman, DE	30	2	4	127
Marrio Grier, FB	32	2	6	195
Steve Griffin, TB	4	1		FA
Tyler Grisham, WR	4	1		FA
Chris Hairston, OT	25	2	4	122
Delton Hall, CB	76	6	2	38
Lamont Hall, TE	94	6		FA
Derrick Hamilton, WR	2	1	3	77
Michael Hamlin, S	12	2	5	166
Jamie Harper, RB	23	2	4	130
Rick Harrell, C	4	1	6	155
Rudy Harris, FB	18	2	4	91
Dale Hatcher, P	99	7	3	77
Rudy Hayes, LB	28	3	20	235
Andy Headen, LB	74	6	8	205
Larry Hefner, LB	34	4	14	346
Jerome Henderson, CB	98	8	2	41
Dick Hendley, QB	7	1	22	262
Leroy Hill, LB	97	8	3	98
Tye Hill, CB	40	5	1	15
DeAndre Hopkins, WR	32	2	1	27
Tony Horne, WR	39	3		FA
Bill Hudson, DT	32	3	3	34
Bob Hudson, DE/LB/DB	106	10	12	146




JAMES TRAPP PLAYED 149 GAMES OVER 11 SEASONS AND WON A SUPER BOWL WITH THE BALTIMORE RAVENS IN 2000.

Corey Hulsey, OG	40	5		FA
Donald Igwebuike, PK	80	6	10	260
Brandon Jamison, LB	22	2		FA
Jarvis Jenkins, DT	44	3	2	41
Ralph Jenkins, C	NA	1	16	138
Keith Jennings, WR	92	8	5	113
John Johnson, OLB	46	5	2	53
Tracy Johnson, FB	121	8	10	271
Steve Kenney, OT	89	7		FA
Terry Kinard, DB	121	8	1	10
Levon Kirkland, OLB	176	11	2	38
Al Latimer, DB	40	4		FA
John Leake, LB	25	2		FA
Kevin Mack, RB	99	9		USFL
Terrence Mack, DE	5	1		FA
Wayne Mass, T	59	5	4	99
Ray Mathews, E	114	10	7	81
Bill Mathis, RB	137	10	8	88
Byron Maxwell, DB	47	4	6	173
Jim McCanless, OG	1	1		FA
Dexter McCleon, CB	148	10	2	40
Richard McCullough, DT	16	2	4	97
Ed McDaniel, ILB	125	10	5	125
Banks McFadden, B	11	1	1	4
Chester McGlockton, DT	179	12	1	16
John McMakin, TE	60	5	3	63
Chuck McSwain, RB	19	3	5	135
Rod McSwain, DB	90	7	3	63
Jonathan Meeks, S	8	2	5	143
Phillip Merling, DE	53	6	2	32
Justin Miller, CB	45	5	2	57
Eldridge Milton, LB	3	1		FA
Dwayne Morgan, OT	5	1		FA
Wayne Mulligan, C	87	7	8	201
Harold Olson, OT	70	5	2	13
Robert O'Neal, FS	2	1	6	164
Joe Pagliei, B	18	2		FA
Michael Palmer, TE	74	5		FA
Bob Patton, OT	12	1	5	59
Michael Dean Perry, DT	148	10	2	50
William Perry, MG/FB	138	10	1	22
Reggie Pleasant, CB	3	1	6	152
Bob Poole, E	50	4	8	102
Robert Potts, T	16	1		FA
Trevor Pryce, DT	184	14	1	28
Archie Reese, DE	83	6	5	127
Marion Reeves, TB	14	1		FA
Johnny Rembert, LB	126	10	4	101
Barry Richardson, OT	65	6	6	170

Jim Riggs, TE	82	7	4	103
Stan Rome, WR	42	4		FA
Wardell Rouse, OLB	16	1	6	179
Larry Ryans, WR	3	1		FA
Patrick Sapp, OLB	63	4	2	50
Ricky Sapp, DE	17	3	5	134
Charley Sarratt, QB	8	1	12	101
Dorell Scott, DT	33	3	4	103
Coty Sensabaugh, CB	43	3	4	115
Ashley Sheppard, OLB	21	3	4	106
Anthony Simmons, LB	87	7	1	15
Wayne Simmons, OLB	90	6	1	15
Marvin Sims, FB	32	2	12	324
C.J. Spiller, RB	70	5	1	9
Darnell Stephens, OLB	14	2		FA
Chansi Stuckey, WR	55	4	7	235
Jim Stuckey, DT	93	7	1	20
Don Testerman, RB	49	4	10	282
Doug Thomas, WR	39	3	2	51
Brandon Thompson, DT	30	3	3	93
Dave Thompson, OL	56	5	2	30
Sid Tinsley, TB	9	1		FA
James Trapp, DB	149	11	3	72
David Treadwell, PK	93	6		FA
Perry Tuttle, WR	24	3	1	19
Khaleed Vaughn, DE	3	1		FA
Gregory Walker, OG	7	1		FA
Henry Walls, LB	3	1		FA
Joey Walters, WR/DB	5	1		FA
Anthony Waters, LB	20	3	3	96
Charlie Waters, CB	160	11	3	66
Sammy Watkins, WR	16	1	1	4
Joel Wells, B	14	1	2	18
Harvey White, QB^	9	1	1	NA
Charlie Whitehurst, QB	20	5	3	81
Curtis Whitley, C	72	6	5	117
Perry Williams, CB	3	1		FA
Derrick Witherspoon, RB	34	3		FA
Terry Witherspoon, RB	3	1		FA
Donnell Woolford, CB	126	9	1	11
Kevin Youngblood, WR	1	1		FA

^ - one of many first-round AFL selections; FA - free agent; USFL - drafted by the USFL, then moved to the NFL through dispersal draft; Note: Includes players who have appeared in at least one game; years denote number of seasons played in at least one game; **bold** denotes player who played in an NFL game in 2014.



NICK EASON SPENT NINE SEASONS IN THE NFL AS A DEFENSIVE TACKLE.

NFL ALUMNI HONORS

NFL ALL-DECADE TEAM

1990s - Levon Kirkland, LB, Steelers
2000s - Brian Dawkins, S, Eagles

NFL PLAYER-OF-THE-YEAR

1982 - ^Dwight Clark, WR, 49ers

AFC ROOKIE-OF-THE-YEAR

1979 - *Jerry Butler, WR, Bills

ALL-ROOKIE TEAM

1979 - Jerry Butler, WR, Bills
Joe Bostic, OG, Cardinals
1980 - Jim Stuckey, DT, 49ers
1982 - Jeff Bryant, DT, Seahawks
1983 - Terry Kinard, FS, Giants
1985 - Kevin Mack, RB, Browns
William Perry, MG/FB, Bears
Dale Hatcher, P, Rams
1987 - Delton Hall, CB, Steelers
1988 - Michael Dean Perry, DT, Browns
1989 - David Treadwell, PK, Broncos
1993 - Wayne Simmons, OLB, Packers
1996 - Brian Dawkins, SS, Eagles
1998 - Lorenzo Bromell, DE, Dolphins
2001 - Rod Gardner, WR, Redskins
2006 - Tye Hill, CB, Rams
2007 - Gaines Adams, DE, Buccaneers
2010 - Kavell Conner, LB, Colts
Jacob Ford, WR, Raiders
2012 - Dwayne Allen, TE, Colts
2013 - Andre Ellington, RB, Cardinals
DeAndre Hopkins, WR, Texans
2014 - Bashaud Breeland, CB, Redskins
Chandler Catanzaro, PK, Cardinals
Sammy Watkins, WR, Bills

ALL-PRO SELECTIONS

1952 - Ray Mathews, RB, Steelers
1961 - Bill Mathis, FB, Jets
1962 - Harold Olson, T, Bills
1977 - Charlie Waters, DB, Cowboys
1978 - Charlie Waters, DB, Cowboys
1980 - Jerry Butler, WR, Bills
1981 - Dwight Clark, WR, 49ers
1982 - Dwight Clark, WR, 49ers
1983 - Jeff Bostic, C, Redskins
1985 - Dale Hatcher, P, Rams
1988 - ^Johnny Rembert, LB, Patriots
1989 - Michael Dean Perry, DT, Browns
David Treadwell, PK, Broncos
1990 - Michael Dean Perry, DT, Browns
1991 - Michael Dean Perry, DT, Browns



1992 - Michael Dean Perry, DT, Browns
1993 - Michael Dean Perry, DT, Browns
1994 - Michael Dean Perry, DT, Browns
Chester McGlockton, DT, Raiders
Terry Allen, RB, Vikings
1995 - Michael Dean Perry, DT, Broncos
Terry Allen, TB, Redskins
Chester McGlockton, DT, Raiders
^Curtis Whitley, C, Panthers
1996 - Chester McGlockton, DT, Raiders
Chris Gardocki, P, Colts
Terry Allen, TB, Redskins
Levon Kirkland, LB, Steelers
Michael Dean Perry, DT, Broncos
1997 - Levon Kirkland, LB, Steelers
1999 - Trevor Pryce, DT, Broncos
Tony Horne, KR, Rams
2000 - Chris Gardocki, P, Browns
Trevor Pryce, DT, Broncos
2001 - Brian Dawkins, DB, Eagles
Trevor Pryce, DT, Broncos
2002 - Brian Dawkins, DB, Eagles
2004 - Brian Dawkins, DB, Eagles
2006 - Brian Dawkins, DB, Eagles
Justin Miller, KR, Jets
2009 - Brian Dawkins, DB, Broncos

PRO BOWL SELECTIONS

1952 - Ray Mathews, HB, Steelers

1955 - Ray Mathews, HB, Steelers
1961 - Bill Mathis, RB, Jets
1962 - Bill Hudson, DT, Chargers
1963 - Bill Mathis, RB, Jets
1976 - Charlie Waters, DB, Cowboys
1977 - Charlie Waters, DB, Cowboys
1978 - Charlie Waters, DB, Cowboys
1980 - Jerry Butler, WR, Bills
1982 - Dwight Clark, WR, 49ers
1983 - Dwight Clark, WR, 49ers
Jeff Bostic, C, Redskins
1985 - Kevin Mack, RB, Browns
Dale Hatcher, P, Rams
1987 - Kevin Mack, RB, Browns
1988 - Johnny Rembert, LB, Patriots
Terry Kinard, FS, Giants
1989 - Michael Dean Perry, DT, Browns
David Treadwell, PK, Broncos
Johnny Rembert, LB, Patriots
1990 - Michael Dean Perry, DT, Browns
1991 - Michael Dean Perry, DT, Browns
1993 - Michael Dean Perry, DT, Browns
Donnell Woolford, CB, Bears
1994 - Michael Dean Perry, DT, Browns
Chester McGlockton, DT, Raiders
1995 - Chester McGlockton, DT, Raiders
1996 - Chester McGlockton, DT, Raiders
Michael Dean Perry, DT, Broncos
Levon Kirkland, ILB, Steelers

Chris Gardocki, P, Colts
Terry Allen, TB, Redskins
1997 - Chester McGlockton, MG, Raiders
Levon Kirkland, LB, Steelers
1998 - Ed McDaniell, LB, Vikings
1999 - Brian Dawkins, DB, Eagles
Trevor Pryce, DT, Broncos
2000 - Trevor Pryce, DT, Broncos
2001 - Brian Dawkins, DB, Eagles
Trevor Pryce, DT, Broncos
2002 - Brian Dawkins, DB, Eagles
Trevor Pryce, DT, Broncos
2004 - Brian Dawkins, DB, Eagles
2005 - Brian Dawkins, DB, Eagles
2006 - Brian Dawkins, DB, Eagles
Justin Miller, KR, Jets
2008 - Brian Dawkins, DB, Eagles
2009 - Brian Dawkins, DB, Broncos
2011 - Brian Dawkins, DB, Broncos
2012 - C.J. Spiller, RB, Bills
Note: By season, not calendar year game was played.

LED LEAGUE IN A CATEGORY

1952 - Ray Mathews, Steelers
Yards/All-Purpose Play,
Punt Returns for Touchdowns
1955 - Fred Cone, Packers
NFL in Field Goals (16-24)
Ray Mathews, Steelers
NFL Punt Returns for Touchdowns
1982 - Dwight Clark, 49ers
NFL in Receptions, Yards/Touch
1985 - Dale Hatcher, Rams
NFL in Net Punting
1989 - David Treadwell, Broncos
AFC in Scoring
1996 - Chris Gardocki, Colts
NFL in Net Punting
Terry Allen, Redskins
NFL in Touchdowns, Rushing Touchdowns
1999 - Tony Horne, Rams
NFL in Kickoff Return Average,
Kickoff Returns for Touchdowns
2006 - Justin Miller, Jets
NFL in Kickoff Return Average
2012 - C.J. Spiller, Bills
NFL Running Backs in Yards/Carry
2013 - Andre Ellington, Cardinals
NFL Running Backs, Yards/Carry

* - UPI, Sporting News; ^ - Sports Illustrated

YEAR-BY-YEAR ATTENDANCE

Year	Overall Games	Overall Attendance	Avg. Overall Attendance	Home Games	Home Attendance	Avg. Home Attendance	National Ranking	Year	Games	Attendance	Ranking	Year	Games	Attendance	Ranking
1960	10	247,780	24,778	5	141,080	28,286	---	1987	12	825,836	68,820	8	602,526	75,316	10
1961	10	310,000	31,000	5	132,000	26,400	---	1988	12	758,727	63,227	6	490,502	81,750	5
1962	10	291,640	29,164	5	158,000	31,600	---	1989	12	759,468	63,289	6	473,566	78,927	7
1963	10	318,587	31,859	4	103,496	25,874	---	1990	12	717,293	59,774	6	475,174	79,196	7
1964	10	260,725	26,073	4	112,000	28,000	---	1991	12	839,423	69,952	7	534,597	76,371	10
1965	10	333,736	33,374	4	113,000	28,250	---	1992	11	805,150	73,195	6	460,732	76,789	7
1966	10	355,286	35,529	4	146,237	36,559	---	1993	12	749,349	62,446	7	467,914	66,845	15
1967	10	389,618	38,962	5	206,275	41,255	---	1994	11	698,782	63,526	6	422,633	70,439	14
1968	10	386,432	38,643	4	147,434	36,859	---	1995	12	701,512	58,459	6	427,782	71,297	15
1969	10	339,936	33,994	4	136,252	34,063	---	1996	12	690,889	57,574	6	403,393	67,232	18
1970	11	367,347	33,395	6	205,376	34,229	---	1997	12	718,786	59,899	6	409,918	68,320	19
1971	11	398,222	36,200	5	154,741	30,948	---	1998	11	687,782	62,526	7	478,192	68,313	20
1972	11	398,732	36,248	5	192,456	38,491	---	1999	12	750,332	62,528	5	391,510	78,302	13
1973	11	411,477	37,407	6	188,500	31,417	---	2000	12	832,469	69,373	7	548,647	78,378	15
1974	11	440,384	40,034	6	251,424	41,904	---	2001	12	736,364	61,364	6	480,911	80,152	15
1975	11	487,436	44,312	5	195,873	39,174	---	2002	13	842,318	64,794	7	542,675	77,525	17
1976	11	459,845	41,804	5	221,486	44,297	---	2003	13	885,840	68,142	7	532,551	76,079	19
1977	12	580,067	48,339	5	235,152	47,030	---	2004	11	769,814	69,983	6	472,939	78,823	17
1978	12	599,793	49,983	6	321,763	53,627	---	2005	12	779,519	64,960	6	469,391	78,232	18
1979	12	641,109	53,426	6	353,576	58,929	---	2006	13	898,975	69,152	7	570,542	81,506	14
1980	11	567,436	51,586	6	369,770	61,628	---	2007	13	909,108	69,931	7	569,342	81,335	16
1981	12	683,871	56,989	6	371,152	61,859	20	2008	13	896,367	68,951	7	554,145	79,164	18
1982	11	592,902	53,900	6	380,679	63,446	18	2009	14	925,267	66,091	7	530,553	75,793	17
1983	11	701,937	63,812	7	521,898	74,557	10	2010	13	872,001	67,077	7	542,280	77,469	18
1984	11	750,847	68,259	6	467,670	77,945	8	2011	14	997,796	71,271	7	545,713	77,959	17
1985	12	749,282	62,440	6	460,413	76,736	6	2012	13	899,651	69,204	7	569,988	81,427	15
1986	12	765,771	63,814	5	393,500	78,700	6	2013	13	932,224	71,710	7	574,333	82,048	15
								2014	13	907,657	69,820	7	572,262	81,752	15

YEAR-BY-YEAR TEAM RECORDS

Year	Home	Away	Neutral	Conf.	Finish	Overall	Win %	Scoring	Captain(s)	Head Coach(es)
1896	0-0	2-1	0-0	-----	-----	2-1	.667	36-18	R.G. Hamilton	Walter Riggs
1897	0-0	2-2	0-0	-----	-----	2-2	.500	28-58	W.T. Brock	W.M. Williams
1898	1-0	1-1	1-0	-----	-----	3-1	.750	110-20	Shack Shealy	John Penton
1899	0-0	1-2	3-0	-----	-----	4-2	.667	109-50	J.N. Walker	Walter Riggs
1900	1-0	3-0	2-0	3-0	1st	6-0	1.000	222-10	J.N. Walker	John Heisman
1901	1-0	1-0-1	1-1	1-0-1	-----	3-1-1	.700	190-38	Claude Douthit	John Heisman
1902	2-0	4-1	0-0	5-1	1st	6-1	.857	152-22	Hope Sadler	John Heisman
1903	0-0	3-1	1-0-1	2-0-1	T-1st	4-1-1	.750	167-22	Hope Sadler	John Heisman
1904	1-1	1-1-1	1-1	-----	-----	3-3-1	.500	50-45	John B. Holland	Shack Shealy
1905	0-0-1	2-2	1-0	-----	-----	3-2-1	.583	101-63	O.L. Derrick	Eddie Cochems
1906	3-0-1	1-0-1	0-0-1	4-0	T-1st	4-0-3	.786	38-4	Fritz Furtick	Bob Williams
1907	2-2	1-1	1-1	-----	-----	4-4	.500	67-45	J.M. McLaurin	Frank Shaughnessy
1908	1-1	0-3	0-2	-----	-----	1-6	.143	26-102	Sticker Coles	John Stone
1909	2-0	2-2	2-1	-----	-----	6-3	.667	93-43	C.M. Robbs	Bob Williams
1910	1-1	3-2	0-0-1	-----	-----	4-3-1	.563	106-54	W.H. Hankel	Frank Dobson
1911	1-2	2-1	0-2	-----	-----	3-5	.375	71-119	Paul Bissell	Frank Dobson
1912	2-0	2-3	0-1	-----	-----	4-4	.500	176-126	W.B. Britt	Frank Dobson
1913	1-1	3-2	0-1	-----	-----	4-4	.500	112-98	A.P. Gandy	Bob Williams
1914	0-0	4-3-1	1-0	-----	-----	5-3-1	.611	168-123	W.A. Schilleletter	Bob Williams
1915	0-0-1	2-1-1	0-3	-----	-----	2-4-2	.375	113-48	W.K. McGill	Bob Williams
1916	2-1	1-1	0-4	-----	-----	3-6	.333	81-147	S.S. Major	Wayne Hart
1917	1-1	3-0	2-1	-----	-----	6-2	.750	183-64	F.L. Witsell	Edward Donahue
1918	3-1	1-1	1-0	-----	-----	5-2	.714	198-101	Stumpy Banks	Edward Donahue
1919	4-0	1-2-2	1-0	-----	-----	6-2-2	.700	152-55	Stumpy Banks	Edward Donahue
1920	3-1-1	0-5	1-0	-----	-----	4-6-1	.409	98-146	Boo Armstrong	Edward Donahue
1921	1-1	0-5-1	0-0-1	0-3	14th	1-6-2	.222	48-187	J.H. Spearman	E.J. Stewart
1922	3-1	2-2	0-1	1-2	11th	5-4	.556	170-109	E.H. Emanuel	E.J. Stewart
1923	3-0-1	2-2	0-0	1-1-1	12th	5-2-1	.688	91-65	Butch Holohan	Bud Saunders
1924	2-2	0-2	0-2	0-3	T-18th	2-6	.250	80-96	Charlie Robinson	Bud Saunders
1925	0-3	1-4	0-0	0-4	T-20th	1-7	.125	27-160	G.I. Finklea	Bud Saunders
1926	2-2	0-5	0-0	0-3	18th	2-7	.222	20-169	B.C. Harvey	Bud Saunders (4), Bob Williams (5)
1927	3-0-1	2-3	0-0	2-2	8th	5-3-1	.611	73-84	Bud Eskew	Josh Cody
1928	3-0	3-2	2-1	4-2	T-7th	8-3	.727	192-77	O.K. Pressley	Josh Cody
1929	4-0	2-2	2-1	3-3	12th	8-3	.727	236-110	O.D. Padgett	Josh Cody
1930	3-0	2-1	3-1	3-2	12th	8-2	.800	239-82	Johnnie Justus	Josh Cody
1931	0-1-1	0-2-1	1-3	1-4	20th	1-6-2	.222	19-164	A.D. Fordham	Jess Neely
1932	2-1	1-4-1	0-0	0-4	20th	3-5-1	.389	89-111	Bob Miller	Jess Neely
1933	2-0-1	0-4-1	1-2	1-1	6th	3-6-2	.364	50-98	John Heinemann	Jess Neely
1934	2-0	2-4	1-0	2-1	5th	5-4	.556	89-85	Henry Woodward	Jess Neely
1935	2-0	3-3	1-0	2-1	4th	6-3	.667	147-99	Henry Shore	Jess Neely
1936	2-1	3-4	0-0	3-2	5th	5-5	.500	98-95	Net Berry	Jess Neely
1937	2-0	2-4-1	0-0	2-0-1	3rd	4-4-1	.500	128-64	H.D. Lewis	Jess Neely
1938	2-0	4-1	1-0-1	3-0-1	2nd	7-1-1	.833	145-56	Charlie Woods	Jess Neely
1939	2-0	5-1	2-0	4-0	2nd	9-1	.900	165-45	Joe Payne	Jess Neely
1940	2-0	3-2-1	1-0	4-0	1st	6-2-1	.722	182-73	Red Sharpe	Frank Howard
1941	2-0	3-2	2-0	5-1	3rd	7-2	.778	233-90	Wade Padgett	Frank Howard
1942	2-1	1-4	0-1-1	2-3-1	9th	3-6-1	.350	100-138	Charlie Wright	Frank Howard
1943	0-2	1-2	1-2	2-3	T-7th	2-6	.250	94-185	Ralph Jenkins	Frank Howard
1944	2-0	1-5	1-0	3-1	3rd	4-5	.444	165-179	Ralph Jenkins	Frank Howard
1945	3-1	3-2-1	0-0	2-1-1	4th	6-3-1	.650	211-73	Ralph Jenkins	Frank Howard
1946	2-1	1-4	1-0	2-3	11th	4-5	.444	147-174	Chip Clark	Frank Howard
1947	2-1	2-4	0-0	1-3	12th	4-5	.444	206-146	Cary Cox	Frank Howard
1948	4-0	5-0	2-0	5-0	1st	11-0	1.000	274-76	Bob Martin, Phil Prince	Frank Howard
1949	2-2-1	2-2	0-0-1	2-2	8th	4-4-2	.500	232-216	Gene Moore	Frank Howard
1950	4-0	5-0-1	0-0	3-0-1	2nd	9-0-1	.950	343-76	Fred Cone	Frank Howard
1951	4-0	3-2	0-1	3-1	4th	7-3	.700	196-97	Bob Patton	Frank Howard
1952	1-1	1-5-1	0-0	-----	*	2-6-1	.278	112-157	George Rodgers	Frank Howard
1953	2-2	1-3-1	0-0	1-2	6th	3-5-1	.389	139-172	Dreher Gaskin, Nathan Gressette	Frank Howard
1954	3-1	0-4	2-0	1-2	5th	5-5	.500	193-121	Buck George, Scott Jackson, Mark Kane, Clyde White	Frank Howard
1955	3-1	3-1	1-1	3-1	3rd	7-3	.700	206-144	Don King	Frank Howard
1956	4-0	3-1-2	0-1	4-0-1	1st	7-2-2	.727	167-101	Charlie Bussey	Frank Howard
1957	3-1	4-2	0-0	4-3	T-3rd	7-3	.700	216-78	John Grijan, Leon Kaltenback	Frank Howard
1958	5-0	3-2	0-1	5-1	1st	8-3	.727	169-138	Bill Thomas	Frank Howard
1959	3-1	5-1	1-0	6-1	1st	9-2	.818	285-103	Paul Snyder, Harvey White	Frank Howard
1960	5-0	1-4	0-0	4-2	4th	6-4	.600	197-124	Dave Lynn, Lowndes Shingler	Frank Howard
1961	3-2	2-3	0-0	3-3	T-3rd	5-5	.500	199-126	Ron Andreo, Calvin West	Frank Howard
1962	2-3	4-1	0-0	5-1	2nd	6-4	.600	168-130	Dave Hynes	Frank Howard
1963	2-1-1	3-3	0-0	5-2	T-3rd	5-4-1	.550	181-140	Tracy Childers	Frank Howard
1964	2-2	1-5	0-0	2-4	7th	3-7	.300	105-135	John Boyett, Ted Bunton	Frank Howard
1965	3-1	2-4	0-0	4-3	1st	5-5	.500	117-137	Bill Hecht, Floyd Rogers	Frank Howard
1966	4-0	2-4	0-0	6-1	1st	6-4	.600	174-177	Mike Facciolo	Frank Howard
1967	3-2	3-2	0-0	6-0	1st	6-4	.600	166-128	Jimmy Addison, Frank Liberatore	Frank Howard
1968	2-2	2-3-1	0-0	4-1-1	2nd	4-5-1	.450	184-179	Billy Ammons, Ronnie Ducworth	Frank Howard
1969	2-2	2-4	0-0	3-3	T-3rd	4-6	.400	178-250	Ivan Southerland, Charlie Tolley	Frank Howard
1970	2-4	1-4	0-0	2-4	T-6th	3-8	.273	164-313	B.B. Elvington, Jim Sursavage, Ray Yauger	Frank Howard
1971	2-3	1-3	2-0	4-2	2nd	5-6	.455	155-202	Larry Hefner, John McMakin	Hootie Ingram
1972	3-2	1-5	0-0	2-4	5th	4-7	.364	143-245	Wade Hughes, Buddy King, Frank Wirth	Hootie Ingram
1973	3-3	2-3	0-0	4-2	3rd	5-6	.455	231-263	Mike Buckner, Ken Pengitore	Red Parker
1974	6-0	1-4	0-0	4-2	T-2nd	7-4	.636	246-250	Willie Anderson, Mark Fellers, Jim Ness, Ken Peebles	Red Parker
1975	1-4	1-5	0-0	2-3	5th	2-9	.182	177-381	Bennie Cunningham, Neal Jetton, Dennis Smith, Jimmy Williamson	Red Parker
1976	2-2-1	1-4-1	0-0	0-4-1	7th	3-6-2	.364	172-237	Malcolm Marler, Mike O'Cain, Randy Scott, Joey Walters	Red Parker
1977	3-2	5-0-1	0-1	4-1-1	2nd	8-3-1	.708	228-163	Steve Fuller, Steve Godfrey, Randy Scott	Charley Pell
1978	6-0	4-1	1-0	6-0	1st	11-1	.917	368-131	Steve Fuller, Randy Scott	Charley Pell (11), Danny Ford (1)
1979	4-2	4-1	0-1	4-2	T-2nd	8-4	.667	205-116	Bubba Brown, Billy Lott	Danny Ford
1980	4-2	2-3	0-0	2-4	T-4th	6-5	.545	217-222	Lee Nanney, Willie Underwood	Danny Ford
1981	6-0	5-0	1-0	6-0	1st	12-0	1.000	338-105	Jeff Davis, Lee Nanney, Perry Tuttle	Danny Ford
1982	5-0-1	3-1	1-0	6-0	1st	9-1-1	.864	289-147	Homer Jordan, Terry Kinard	Danny Ford
1983	6-0-1	3-1	0-0	-----	*	9-1-1	.864	338-200	James Farr, James Robinson	Danny Ford



YEAR-BY-YEAR TEAM RECORDS

Year	Home	Away	Neutral	Conf.	Finish	Overall	Win %	Scoring	Captain(s)	Head Coach(es)
1984	5-1	2-3	0-0	-----	*	7-4	.636	346-215	Mike Eppley, William Perry	Danny Ford
1985	3-3	3-2	0-1	4-3	T-3rd	6-6	.500	244-222	Steve Berlin, Steve Reese	Danny Ford
1986	3-1-1	4-1-1	1-0	5-1-1	1st	8-2-2	.750	296-187	Terrence Flagler, Terence Mack	Danny Ford
1987	7-1	2-1	1-0	6-1	1st	10-2	.833	333-176	Michael Dean Perry, John Phillips	Danny Ford
1988	5-1	4-1	1-0	6-1	1st	10-2	.833	342-157	Rodney Williams, Donnell Woolford	Danny Ford
1989	5-1	4-1	1-0	5-2	3rd	10-2	.833	368-138	Wesley McFadden, Otis Moore	Danny Ford
1990	6-0	3-2	1-0	5-2	T-2nd	10-2	.833	333-109	Stacy Fields, Vance Hammond	Ken Hatfield
1991	6-0-1	2-1	1-1	6-0-1	1st	9-2-1	.792	317-185	Rob Bodine, DeChane Cameron, Levon Kirkland	Ken Hatfield
1992	4-2	1-4	0-0	3-5	7th	5-6	.455	261-213	Robert O'Neal, Ashley Sheppard, Wayne Simmons	Ken Hatfield
1993	6-1	2-2	1-0	5-3	3rd	9-3	.750	198-192	Richard Moncrief	Ken Hatfield (11), Tommy West (1)
1994	4-2	1-4	0-0	4-4	6th	5-6	.455	164-188	Tim Jones, Louis Solomon	Tommy West
1995	3-3	5-0	0-1	6-2	3rd	8-4	.667	303-219	Louis Solomon	Tommy West
1996	5-1	2-3	0-1	6-2	T-2nd	7-5	.583	245-241	Dexter McCleon	Tommy West
1997	3-3	4-1	0-1	4-4	5th	7-5	.583	292-219	Raymond Priester, Raymond White	Tommy West
1998	3-4	0-4	0-0	1-7	T-8th	3-8	.273	218-272	Donald Broomfield, Holland Postell	Tommy West
1999	3-2	3-3	0-1	5-3	2nd	6-6	.500	322-253	Keith Adams, Ryan Romano, Brandon Streeter	Tommy Bowden
2000	6-1	3-1	0-1	6-2	2nd	9-3	.750	416-253	Chad Carson, Rod Gardner, Chad Speck	Tommy Bowden
2001	3-3	3-2	1-0	4-4	T-4th	7-5	.583	369-339	Chad Carson, Woodrow Dantzler, Charles Hafley	Tommy Bowden
2002	5-2	2-3	0-1	4-4	5th	7-6	.538	330-349	Nick Eason, Bryant McNeal, Jackie Robinson	Tommy Bowden
2003	6-1	2-3	1-0	5-3	3rd	9-4	.692	365-250	Tony Elliott, DeJuan Polk, Gregory Walker	Tommy Bowden
2004	5-1	1-4	0-0	4-4	T-6th	6-5	.545	236-229	Eric Coleman, Airese Currie, Leroy Hill	Tommy Bowden
2005	4-2	3-2	1-0	4-4	3rd (Atl.)	8-4	.667	316-211	Charles Bennett, Jamaal Fudge, Steven Jackson, Charlie Whitehurst	Tommy Bowden
2006	5-2	2-2	1-1	5-3	T-2nd (Atl.)	8-5	.615	425-210	Gaines Adams, Chansi Stuckey, Anthony Waters	Tommy Bowden
2007	5-2	4-1	0-1	5-3	T-2nd (Atl.)	9-4	.692	430-243	Michael Hamlin, Cullen Harper	Tommy Bowden
2008	5-2	2-2	0-2	4-4	T-3rd (Atl.)	7-6	.539	327-225	James Davis, Tyler Grisham, Michael Hamlin, Cullen Harper, Jock McKissic	Tommy Bowden (6), Dabo Swinney (7)
2009	6-1	2-3	1-1	6-2	1st (Atl.)	9-5	.643	436-286	Thomas Austin, Chris Chancellor, Kavell Conner, Michael Palmer, Ricky Sapp, C.J. Spiller	Dabo Swinney
2010	5-2	1-4	0-1	4-4	T-4th (Atl.)	6-7	.462	312-244	Marcus Gilchrist, Chris Hairston, Jarvis Jenkins, DeAndre McDaniel, Michael Wade	Dabo Swinney
2011	7-0	2-3	1-1	6-2	^1st (Atl.)	10-4	.714	470-410	Andre Branch, Chad Diehl, Marquan Jones, Coty Sensabaugh, Brandon Thompson, Landon Walker	Dabo Swinney
2012	6-1	3-1	2-0	7-1	T-1st (Atl.)	11-2	.846	533-323	Xavier Brewer, Jaron Brown, Andre Ellington, Dalton Freeman, Rashard Hall, Jonathan Meeks	Dabo Swinney
2013	6-1	4-1	1-0	7-1	2nd (Atl.)	11-2	.846	522-288	Tajh Boyd, Quandon Christian, Darius Robinson, Tyler Shatley, Spencer Shuey, Brandon Thomas	Dabo Swinney
2014	7-0	2-3	1-0	6-2	2nd (Atl.)	10-3	.769	401-217	Stephone Anthony, Sam Cooper, Adam Humphries, Grady Jarrett	Dabo Swinney
Totals	358-125-15	264-277-23	67-53-7	341-198-14		689-455-45	.598	24,273-17,878	207 Captains	25 Head Coaches

* - ineligible for conference title; ^ - ACC Championship game winner; Note: Clemson's Southern Conference record was 66-56-6 (.539) and won two SoCon titles; Clemson's record against ACC regular-season opponents (including 18 games vs. South Carolina) is 260-141-6 (.646), including 13 ACC titles and one co-championship.

FOURTH QUARTER WINS

Year	Opponent	Site	Score	Decisive Play	Time Left
1948	Wake Forest	A	21-14	Fred Cone 1 run	11:56
	Auburn	A	7-6	Ray Mathews 1 run	6:35
	South Carolina	A	13-7	Oscar Thompson recovers blocked punt	4:15
1949	Auburn	N	20-20		
1950	South Carolina	A	14-14	Fred Cone TD	
	Miami (Fla.)	A	15-14	Sterling Smith tackles Frank Smith for a safety	6:00
1954	Florida	A	14-7	Don King 1 run	14:54
1955	Virginia Tech	A	21-16	Charlie Bussey-Joel Wells 60 pass	4:06
	Wake Forest	A	19-13	Billy O'Dell 1 run	2:20
1956	NC State	A	13-7	Charlie Horne 10 run	5:26
	Florida	A	20-20	Bob Spooner 1 run	0:32
1957	Wake Forest	H	13-6	Harvey White-Doug Cline 22 pass	1:36
1958	Vanderbilt	A	12-7	Harvey White 3 run	0:03
	NC State	A	13-6	George Usry 1 run	12:16
	Virginia	H	20-15	Lowndes Shingler 1 run	14:00
	North Carolina	H	26-21	Doug Cline 2 run	2:52
1959	Wake Forest	H	33-31	George Usry 1 run	4:24
1960	Virginia Tech	H	13-7	Lowndes Shingler 4 run	4:08
1962	NC State	A	7-0	Pat Crain 1 run	4:43
	Maryland	A	17-14	Rodney Rogers 23 FG	1:31
	South Carolina	H	20-17	Rodney Rogers 24 FG	1:24
1963	North Carolina	A	11-7	Jim Parker 1 run	7:54
1965	Virginia	A	20-14	Thomas Ray-Wayne Bell 16 pass	2:06
1966	Duke	H	9-6	Jimmy Addison-Phil Rogers 25 pass	2:32
	Wake Forest	A	23-21	Wilson Childers, James Tompkins tackle for a safety	0:25
	Virginia	H	40-35	Addison 75 pass to Jacky Jackson	3:49
1967	Duke	A	13-7	Buddy Gore 9 run	
1968	NC State	A	24-19	Ray Yauger 7 run	0:53
1971	Wake Forest	H	10-9	Eddie Seigler 29 FG	0:37
1973	Virginia	H	32-27	Ken Pengitore-Jim Lanzendoen 28 pass	6:44
1974	Georgia Tech	H	21-17	Mike O'Cain-Bennie Cunningham 3 pass	8:26
	Georgia	H	28-24	Mike O'Cain 1 run	8:44
1975	Wake Forest	H	16-14	Willie Jordan 34 FG	0:05
1976	The Citadel	H	10-7	Ciro Piccirillo 23 FG	0:54
	Florida State	A	15-12	Steve Fuller 1 run	6:36
1977	NC State	H	7-3	Steve Fuller-Jerry Butler 19 pass	12:46
	South Carolina	A	31-27	Steve Fuller-Jerry Butler 20 pass	0:49
1978	North Carolina	H	13-9	Lester Brown 1 run	9:48
1980	Virginia	A	27-24	Obed Ariri 52 FG	0:06
1982	Boston College	H	17-17	Donald Igwebuike 43 FG	5:40
1983	Wake Forest	H	24-17	Stacey Driver 2 run	4:13
1985	Virginia Tech	A	20-17	David Treadwell 36 FG	0:00

Year	Opponent	Site	Score	Decisive Play	Time Left
1986	Virginia	H	27-24	Kenny Flowers 12 run	13:45
	Georgia	A	31-28	David Treadwell 46 FG	0:00
	Maryland	A	17-17	David Treadwell 21 FG	0:10
	South Carolina	H	21-21	David Treadwell 31 FG	2:50
1987	Georgia	H	21-20	David Treadwell 21 FG	0:02
	Duke	H	17-10	Tracy Johnson 4 run	6:46
	North Carolina	A	13-10	David Treadwell 30 FG	0:32
1988	Virginia	A	10-7	Rodney Williams-Chip Davis 14 pass	1:52
	Oklahoma	N	13-6	Terry Allen 4 run	10:28
1990	Maryland	A	18-17	DeChane Cameron-Rudy Harris 11 pass	7:59
	NC State	A	24-17	Howard Hall 1 run	3:12
1991	Georgia Tech	H	9-7	Ronald Williams 2 run	2:06
	Virginia	H	20-20	Nelson Welch 40 FG	0:46
1992	Virginia	A	29-28	Nelson Welch 32 FG	0:55
1993	South Carolina	A	16-13	Nelson Welch 31 FG	11:53
	Kentucky	N	14-13	Patrick Sapp-Terry Smith 21 pass	0:20
1996	Georgia Tech	H	28-25	Nealon Greene 1 run	4:10
1997	NC State	A	19-17	Matt Padgett 20 FG	0:19
	Duke	H	29-20	Rahim Abdullah 63 interception return	OT
2000	South Carolina	H	16-14	Aaron Hunt 25 FG	0:03
2001	Georgia Tech	A	47-44	Woodrow Dantzler 6 run	OT
2002	Duke	A	34-31	Aaron Hunt 21 FG	0:08
	South Carolina	H	27-20	Bernard Rambert 2 run	9:38
2003	Virginia	H	30-27	Charlie Whitehurst-Kevin Youngblood 4 pass	OT
2004	Wake Forest	H	37-30	Charlie Whitehurst-Kyle Browning 11 pass	OT
	Maryland	H	10-7	Reggie Merriweather 2 run	0:23
	Miami (Fla.)	A	24-17	Reggie Merriweather 2 run	OT
2005	Texas A&M	H	25-24	Jad Dean 42 FG	0:02
	Maryland	A	28-24	Reggie Merriweather 38 run	2:58
	South Carolina	A	13-9	James Davis 2 run	5:58
2006	Florida State	A	27-20	James Davis 1 run	0:08
2007	South Carolina	A	23-21	Mark Buchholz 35 FG	0:00
2008	Boston College	A	27-21	Cullen Harper-Aaron Kelly 4 pass	7:10
2009	Miami (Fla.)	A	40-37	Kyle Parker-Jacoby Ford 26 pass	OT
2010	NC State	H	14-13	Jamie Harper 4 run	6:18
2011	Wake Forest	H	31-28	Chandler Catanzaro 43 FG	0:00
2012	Louisiana State	N	25-24	Chandler Catanzaro 37 FG	0:00
2013	Ohio State	N	40-35	Tajh Boyd-Stanton Seckinger 5 pass	6:16
2014	Boston College	A	17-13	C.J. Davidson 32 run	9:35

Note: Above is a list of games since 1948 in which Clemson scored the last points of the game in the fourth quarter or overtime to erase a deficit or tie, and win or tie a game; games must have been decided by seven points or less, or in overtime; home wins in **bold**.



YEARLY CLEMSON STATS

YEAR	GAMES	PLAYS	TOTAL PLAYS	YARDS PER GAME	YARDS PER PLAY	CARRIES	RUSHING YARDS	YARDS PER GAME	YARDS PER CARRY	PASS ATTEMPTS	COMPLETIONS	PASSING YARDS	HAD INTERCEPTED	COMPLETION %	YARDS PER GAME	PUNTING AVERAGE	PUNT RETURNS	PUNT RETURN YARDS	KICKOFF RETURNS	KICKOFF RETURN YARDS	INTERCEPTIONS	INTERCEPTION YARDS	FIRST DOWNS	POINTS PER GAME	TURNOVERS
1938	9	461	2151	239.0	4.7	396	1638	182.0	4.1	65	32	513	4	49.2	57.0	38.0	41	584	15	321	9	111	94	16.2	10
1939	10	558	2820	282.0	5.1	480	2185	218.5	4.6	78	33	635	7	42.3	63.5	41.0	43	271	12	230	14	116	113	16.5	26
1940	9	552	2391	265.7	4.3	448	1794	199.3	4.0	104	33	597	6	31.7	66.3	37.0	43	372	11	155	19	209	108	20.2	8
1941	9	582	2977	330.8	5.1	439	2226	247.3	5.1	143	43	751	10	30.1	83.4	40.5	52	560	20	428	12	150	111	25.9	23
1942	10	535	1876	187.6	3.5	399	1277	127.7	3.2	106	43	599	15	41.0	59.9	37.3	43	296	17	307	12	149	95	10.0	29
1943	8	387	1456	182.0	3.8	306	1057	132.1	3.5	81	25	399	10	30.9	49.9	36.4	28	237	16	289	12	70	60	11.8	23
1944	9	482	2070	230.0	4.3	394	1696	188.4	4.3	88	21	374	16	23.9	41.6	38.6	36	256	33	648	14	102	105	18.3	26
1945	10	548	2600	260.0	4.7	453	2064	206.4	4.6	95	27	536	13	28.4	53.6	36.0	53	466	23	429	19	235	104	21.1	30
1946	9	442	2046	255.8	4.6	309	995	124.4	3.2	133	62	1051	15	46.6	131.4	36.2	22	137	57	488	12	121	90	15.6	24
1947	9	483	2673	297.0	5.5	330	1340	148.9	4.1	153	67	1333	19	43.8	148.1	41.2	28	224	22	419	7	120	95	22.9	35
1948	11	646	3456	315.1	5.3	503	2456	223.2	4.9	143	53	1000	15	37.1	90.9	42.7	37	634	16	341	21	234	140	24.9	39
1949	10	598	3124	312.4	5.2	418	2003	200.3	4.8	180	62	1121	13	34.4	112.1	40.3	20	252	38	557	14	145	141	23.2	22
1950	10	630	3881	388.1	6.2	504	2648	264.8	5.3	126	53	1233	8	42.0	137.0	36.7	24	307	21	305	17	169	139	32.9	19
1951	10	671	3319	331.9	4.9	487	2186	218.6	4.5	184	73	1133	15	40.0	113.3	32.9	36	302	22	392	25	361	164	19.6	27
1952	9	552	2179	242.1	3.9	420	1595	177.2	3.8	132	45	584	19	34.1	64.9	36.4	29	262	27	533	16	145	100	12.4	36
1953	9	568	2750	305.6	4.8	426	1792	199.1	4.2	142	60	958	15	42.2	106.4	36.4	12	125	32	473	14	150	127	15.6	39
1954	10	616	2916	291.6	4.7	506	2081	208.1	4.1	110	44	835	11	40.0	83.5	36.6	30	489	25	405	10	139	151	19.3	33
1955	10	600	3057	305.7	5.1	485	2200	220.0	4.5	115	44	857	13	38.3	85.7	31.1	16	202	25	516	13	154	156	20.6	23
1956	11	629	2512	251.2	4.0	548	2166	216.6	4.0	81	25	346	7	30.9	34.6	35.3	21	214	22	469	12	145	152	14.6	22
1957	10	646	3277	327.7	5.1	517	2232	223.2	4.3	130	57	1045	8	43.9	104.5	33.2	22	214	19	350	7	135	170	21.6	24
1958	11	744	3344	304.0	4.5	604	2426	220.5	4.0	140	69	918	9	49.3	83.5	32.0	40	450	29	570	8	61	178	15.4	23
1959	11	746	3300	300.0	4.4	581	2128	193.5	3.7	165	77	1168	10	46.7	106.2	34.5	47	531	28	668	20	349	184	25.9	24
1960	10	724	3060	306.0	4.2	535	1944	194.4	3.6	189	81	1116	10	42.9	111.6	36.2	34	374	27	467	11	161	176	19.7	23
1961	10	708	3075	307.5	4.3	499	1783	178.3	3.6	209	91	1292	14	43.5	129.2	38.8	36	572	29	584	8	119	172	19.9	25
1962	10	695	2897	289.7	4.2	545	2054	205.4	3.8	150	63	843	16	42.0	84.3	39.7	25	299	29	658	13	118	170	16.8	33
1963	10	741	3139	313.9	4.2	565	1959	195.9	3.5	176	72	1180	16	40.9	118.0	30.1	38	407	32	652	8	58	166	18.1	42
1964	10	644	2245	224.5	3.5	493	1696	168.6	3.4	151	44	559	16	29.1	55.9	36.5	32	261	28	570	19	145	128	10.5	32
1965	10	680	2789	278.9	4.1	472	1569	156.9	3.3	208	91	1220	15	43.8	122.0	39.1	28	229	29	612	10	51	161	11.7	31
1966	10	614	3056	305.6	4.9	419	1520	152.0	3.6	195	105	1536	15	53.8	153.6	38.9	35	281	37	852	12	123	150	17.4	30
1967	10	711	3121	312.1	4.4	483	1887	188.7	3.9	228	105	1234	13	46.0	123.4	37.9	37	387	25	426	10	116	167	16.6	21
1968	10	722	3094	309.4	4.3	503	1803	180.3	3.6	219	98	1291	19	44.7	129.1	36.7	30	302	30	702	17	94	156	18.4	37
1969	10	711	3157	315.7	4.4	430	1402	140.2	3.3	281	133	1755	24	47.5	175.5	38.1	25	215	44	952	12	102	165	17.8	43
1970	11	760	2760	250.9	3.6	458	1201	109.2	2.6	302	145	1559	12	48.0	141.7	36.8	27	403	57	1187	14	344	159	14.9	19
1971	11	746	2845	258.6	3.8	554	1582	143.8	3.8	192	82	1263	14	42.7	114.8	36.7	24	254	32	656	19	176	158	14.1	30
1972	11	742	2928	266.2	3.9	590	2058	187.1	3.5	152	64	870	9	42.1	79.1	38.4	32	194	41	763	15	74	160	13.0	26
1973	11	796	4009	364.5	5.0	591	2497	227.0	4.1	205	90	1512	10	43.9	137.5	41.8	31	227	43	831	19	213	204	21.0	31
1974	11	749	3659	332.6	4.9	611	2543	231.2	4.2	138	62	1116	8	44.9	101.5	39.5	27	285	37	744	13	132	196	22.4	29
1975	11	746	3722	338.4	5.0	538	1924	174.9	3.6	208	111	1798	9	53.3	163.5	34.8	22	145	49	876	6	59	195	16.1	35
1976	11	750	3707	337.0	4.9	573	2463	223.8	4.3	177	87	1245	10	49.2	113.2	38.2	16	88	34	547	9	24	206	15.6	34
1977	12	852	4075	339.6	4.8	639	2369	197.4	3.7	213	111	1706	8	52.1	142.2	38.4	37	335	32	648	8	234	216	19.0	30
1978	12	946	5134	427.8	5.4	741	3469	289.1	4.7	205	111	1665	5	54.1	138.8	39.4	23	288	25	486	24	327	273	30.7	21
1979	12	911	3901	325.1	4.3	725	2689	224.1	3.7	186	93	1212	10	50.0	101.0	43.0	29	193	24	363	16	216	228	17.1	21
1980	11	813	3675	334.1	4.5	590	1993	181.2	3.4	223	109	1682	13	48.8	152.8	37.7	28	175	32	502	12	175	203	19.7	36
1981	12	910	4698	391.5	5.2	705	2977	248.1	4.2	205	112	1721	10	54.6	143.4	42.1	37	333	20	409	23	190	254	28.2	24
1982	11	796	3869	354.2	4.9	618	2604	236.7	4.2	178	98	1265	12	55.1	115.0	39.9	24	160	17	312	21	261	210	26.3	24
1983	11	778	4219	383.5	5.4	588	2752	250.2	4.7	190	104	1467	11	54.7	133.4	43.3	17	83	34	648	20	208	219	30.7	24
1984	11	768	4184	380.4	4.5	521	2326	211.5	4.5	247	137	1858	12	55.5	168.9	44.0	32	206	27	522	16	114	221	31.5	27
1985	12	860	4283	356.9	5.0	603	2688	224.0	4.5	257	125	1595	10	48.6	132.9	39.9	19	100	43	915	11	86	235	20.3	33
1986	12	917	4570	380.8	5.0	705	3245	270.4	4.6	212	104	1325	11	49.1	110.4	38.5	36	313	39	977	16	180	242	24.7	24
1987	12	887	4542	378.5	5.1	661	2972	247.7	4.5	226	109	1570	12	48.2	130.8	38.3	53	720	34	724	19	147	235	27.8	29
1988	12	874	4615	384.6	5.3	673	3241	270.1	4.8	201	85	1374	4	42.3	114.5	41.1	41	269	27	538	15	171	241	28.5	13
1989	12	873	4561	380.1	5.2	678	2841	234.9	4.2	195	117	1720	6	60.0	139.8	42.7	36	354	26	581	21	318	253	30.7	15
1990	12	882	4265	355.4	4.8	667	2956	246.3	4.4	215	107	1309	5	49.7	109.1	43.7	52	422	29	627	16	181	225	27.7	17
1991	12	918	4836	403.0	5.3	658	3019	251.6	4.6	260	140	1817	11	53.8	151.4	35.6	49	555	31	623	9	39	253	26.4	29
1992	11	824	4054	368.5	4.9	580	2828	257.1	4.9	224	103	1226	5	42.2	111.5	40.0	37	268	35	650	14	258	205	23.7	18
1993	12	804	3728	310.7	4.6	602	2131	177.6	3.5	202	100	1597	10	49.5	133.1	34.									

YEARLY OPPONENT STATS

YEAR	GAMES	PLAYS	TOTAL PLAYS	YARDS PER GAME	YARDS PER PLAY	CARRIES	RUSHING YARDS	YARDS PER GAME	YARDS PER CARRY	PASS ATTEMPTS	COMPLETIONS	PASSING YARDS	HAD INTERCEPTED	COMPLETION %	YARDS PER GAME	PUNTING AVERAGE	PUNT RETURNS	PUNT RETURN YARDS	KICKOFF RETURNS	KICKOFF RETURN YARDS	INTERCEPTIONS	INTERCEPTION YARDS	FIRST DOWNS	POINTS PER GAME	TURNOVERS	
1938	9	491	1742	193.6	3.5	386	1211	134.6	3.1	105	39	531	9	37.1	33.0							4	84	6.2	17	
1939	10	519	1575	157.5	3.0	410	1126	112.6	2.7	109	32	449	14	29.4	44.9							7	80	4.5	26	
1940	9	468	1652	183.6	3.5	339	1094	121.6	3.2	129	46	558	19	35.7	62.0							6	92	8.3	27	
1941	9	487	1886	209.6	3.9	334	904	100.4	2.7	153	74	982	12	48.4	109.1							10	83	10.1	26	
1942	10	597	2349	234.9	3.9	467	1625	162.5	3.5	130	49	724	12	38.0	72.4							15	101	13.8	25	
1943	8	462	2418	302.3	5.2	349	1582	197.8	4.5	113	54	836	12	47.8	104.5							10	98	23.1	32	
1944	9	519	2436	270.7	4.7	410	1797	199.7	4.4	109	40	639	14	36.7	71.0							16	105	19.9	28	
1945	10	533	1932	193.2	3.6	364	1105	110.5	3.0	169	60	827	19	35.5	82.7							13	91	7.3	34	
1946	9	489	2127	265.9	4.3	336	1164	145.5	3.5	153	62	963	1	40.5	120.4							15	98	19.3	29	
1947	9	544	2189	243.7	4.0	404	1223	135.9	3.0	140		966	7		107.3							19	104	16.2	23	
1948	11		1949	177.2			1116	101.5		161	61	833	21	37.9	75.7							15	99	6.9	31	
1949	10	621	3169	316.9	5.1	460	2168	216.8	4.7	161	76	1001	14	47.2	100.1							13	147	21.6	33	
1950	10	570	2255	225.5	4.0	354	1365	136.5	3.9	216	83	890	17	38.4	89.0	38.3	14	153				8	79	97	6.2	35
1951	10	618	2259	225.9	3.7	442	1383	138.3	3.1	176	61	876	13	34.7	87.6	39.2	32	429				29	103	9.7	28	
1952	9	620	2317	257.4	3.7	459	1436	159.6	3.1	161	62	881	16	38.5	97.9	37.2	35	269	28	412		19	193	113	17.4	32
1953	9	518	2461	273.4	4.8	367	1478	164.2	4.0	151	54	983	14	35.7	109.2	31.0	15	401	28	767		15	230	116	19.1	27
1954	10	528	1761	176.1	3.3	388	969	96.9	2.5	140	66	792	10	47.1	79.2	35.5	19	161	41	748		11	218	96	12.1	23
1955	10	561	2478	247.8	4.4	427	1624	162.4	3.8	134	49	854	13	37.0	85.4	34.3	8	142	33	709		13	85	138	14.4	28
1956	11	635	2448	244.8	3.9	511	1922	192.2	3.8	124	48	526	12	38.8	52.6	33.6	19	122	27	506		7	44	133	7.4	30
1957	10	592	2159	215.9	3.6	463	1562	156.2	3.4	129	49	597	7	37.9	59.7	33.3	6	63	40	808		8	62	111	7.8	15
1958	11	646	2673	243.0	4.1	454	1517	137.9	3.3	192	88	1156	8	45.9	105.1	37.5	22	179	29	604		9	48	148	12.5	23
1959	11	603	2130	193.6	3.5	430	1174	106.7	2.7	189	80	956	8	42.3	86.9	36.3	24	151				20	114	8.5	26	
1960	10	573	2143	214.3	3.7	389	1143	114.3	2.9	184	94	1000	11	51.0	100.0	34.1	19	165	37	766		10	116	12.4	17	
1961	10	567	2340	234.0	4.1	399	1275	127.5	3.2	198	88	1265	8	44.4	126.5	37.8	27	265	38	725		14	151	114	12.6	17
1962	10	577	2403	240.3	4.2	395	1213	121.3	3.0	182	91	1198	13	50.0	119.0	37.3	27	296	36	776		16	266	127	13.0	22
1963	10	544	1847	184.7	3.4	344	931	93.1	2.7	200	79	916	8	39.5	91.6	36.5	18	183	37	834		16	219	104	14.0	25
1964	10	641	2710	271.0	4.2	439	1605	160.5	3.4	202	87	1105	19	43.1	110.5	32.3	30	317	28	531		16	229	141	13.5	34
1965	10	622	2515	251.5	4.0	448	1514	151.4	3.4	174	79	1001	10	45.4	100.1	37.8	29	339	15	439		15	154	141	13.7	29
1966	10	681	3164	316.4	4.6	444	1753	175.3	3.9	237	117	1411	12	49.4	141.1	39.6	27	229	33	694		15	158	169	17.7	21
1967	10	661	2577	257.7	3.9	455	1396	139.6	3.1	206	92	1181	9	44.7	118.1	35.8	36	389	34	748		13	102	137	12.8	21
1968	10	748	3386	338.6	4.5	483	1319	131.9	2.8	285	143	2067	17	50.2	206.7	37.3	28	331	39	811		19	183	174	17.9	34
1969	10	784	3579	357.9	4.6	542	1933	193.3	3.6	252	117	1646	12	46.0	164.6	37.8	28	206	27	591		24	213	190	25.0	25
1970	11	838	4768	433.4	5.7	578	2781	252.8	4.9	260	148	1987	14	56.9	180.6	38.3	42	381	32	596		12	118	228	28.5	31
1971	11	766	3352	304.7	4.4	534	2078	188.9	3.9	232	108	1282	19	46.6	116.5	40.0	38	255	36	682		14	204	182	18.4	32
1972	11	773	3896	354.2	5.0	561	2433	221.2	4.3	212	104	1463	15	49.0	133.0	38.1	29	310	31	633		10	196	198	22.3	29
1973	11	814	4072	370.2	5.0	624	2850	259.1	4.6	190	93	1222	19	49.5	111.1	39.8	27	252	44	919		10	87	223	23.9	37
1974	11	789	3950	359.1	5.0	580	2586	235.1	4.5	209	102	1414	13	48.8	128.5	39.2	27	280	40	781		8	82	211	22.7	28
1975	11	785	4434	403.1	5.6	648	3416	310.5	5.3	137	75	1017	6	54.7	92.5	39.9	32	248	33	674		9	213	237	34.6	18
1976	11	809	4201	381.9	5.2	586	2586	235.1	4.4	223	115	1615	9	51.5	146.8	38.8	25	192	22	346		10	73	226	21.5	26
1977	12	845	3582	298.5	4.2	603	2054	171.2	3.4	242	101	1528	21	41.7	127.2	41.9	24	65	41	799		8	104	202	13.6	35
1978	12	775	3151	262.6	4.1	546	1843	153.6	3.4	229	112	1308	24	48.9	109.0	40.1	27	91	61	1128		5	55	181	10.9	38
1979	12	759	2846	237.2	3.7	496	1354	112.8	2.7	263	119	1492	16	45.2	124.3	40.3	44	260	29	596		10	108	151	9.7	24
1980	11	760	3338	303.4	4.4	493	1652	150.2	3.4	267	148	1686	11	55.4	153.3	37.4	22	175	30	587		14	329	184	20.2	28
1981	12	810	3023	251.9	3.7	461	1169	97.4	2.5	349	164	1854	23	47.0	154.5	40.3	15	127	36	659		10	87	201	8.8	41
1982	11	776	3557	323.4	4.6	400	1068	97.1	2.7	376	209	2489	20	55.6	226.3	37.7	9	87	27	545		12	94	207	13.4	35
1983	11	804	4036	366.9	5.0	425	1588	144.4	3.7	379	214	2448	19	56.5	222.5	38.6	20	148	20	396		11	94	244	18.2	38
1984	11	809	3853	350.2	4.8	506	1921	174.6	3.8	303	146	1932	16	48.2	175.6	40.0	16	72	28	521		12	225	221	19.5	27
1985	12	887	4331	360.9	4.9	568	2167	180.6	3.8	319	180	2164	11	56.4	180.3	38.2	24	190	25	561		9	70	248	18.5	28
1986	12	816	3687	307.3	4.5	394	1253	104.4	3.2	422	204	2434	16	48.3	202.8	42.1	21	184	54	965		11	138	205	15.6	23
1987	12	755	2945	245.4	3.9	416	991	82.6	2.4	339	167	1954	19	49.3	162.8	40.6	21	207	64	1291		12	89	164	14.7	28
1988	12	788	3329	277.4	4.2	444	1394	116.2	3.1	344	171	1935	15	49.7	161.3	40.3	25	215	64	1237		4	2	208	13.1	34
1989	12	746	3184	265.3	4.2	367	1159	96.6	3.2	379	185	2025	21	48.8	168.6	36.6	16	171	58	1390		6	16	179	11.5	38
1990	12	747	2630	219.2	3.5	402	848	70.9	2.1	345	167	1782	16	48.4	194.5	37.5	34	323	51	1310		5	3	159	9.9	34
1991	12	793	3271	272.6	4.1	402	733	61.1	1.8	391	192	2538	9	49.1	211.5	38.7	23	210	53	1082		11	58	170	15.4	19
1992	11	754	3656	332.4	4.9	413	1321	120.1	3.2	341	183	2335	14	53.7	212.3	36.9	32	307	46	925		5	46	189	19.4	22
1993	12	815	4053	337.8	4.9	437	1550	129.2	3.5	378	203	2503	17	53.7	200.6	41.6	21	144	34	736		10	72	218	16.0	30
1994	11	735	3638	330.7	5.0	379																				

ALL-TIME RESULTS

1896 (2-1)

Head Coach - Walter Riggs (1st Season)

Date	Site	W-L	Score	Opponent	AP Ranks	OFRD	OFRK
10-31	A	W	14-6	Furman		2-3	
11-12	A	L	6-12	South Carolina		1-3	
11-21	A	W	16-0	Wofford		2-2	

1897 (2-2)

Head Coach - W.M. Williams (1st Season)

Date	Site	W-L	Score	Opponent	AP Ranks	OFRD	OFRK
10-9	A	L	0-24	Georgia		2-1	
10-23	A	W	10-0	Charlotte "Y"			
10-25	A	L	0-28	North Carolina		7-3	
11-10	A	W	18-6	South Carolina		0-3	

1898 (3-1)

Head Coach - John Penton (1st Season)

Date	Site	W-L	Score	Opponent	AP Ranks	OFRD	OFRK
10-8	A	L	8-20	Georgia		4-2	
10-20	H	W	55-0	Bingham			
11-17	A	W	24-0	South Carolina		1-2	
11-24	N1	W	23-0	Georgia Tech		0-3	

N1 - Augusta, Ga.

1899 (4-2)

Head Coach - Walter Riggs (2nd Season)

Date	Site	W-L	Score	Opponent	AP Ranks	OFRD	OFRK
10-7	A	L	0-11	Georgia		2-3-1	
10-14	N1	W	10-0	Davidson		1-3-1	
10-28	A	L	0-34	Auburn		3-1-1	
11-9	A	W	34-0	South Carolina		2-3	
11-18	N1	W	24-0	NC State		1-2-2	
11-30	N2	W	41-5	Georgia Tech		0-5	

N1 - Rock Hill, S.C.; N2 - Greenville, S.C.

1900 (6-0 OVERALL; 3-0 SIAA, 1ST)

Head Coach - John Heisman (1st Season)

Date	Site	W-L	Score	Opponent	AP Ranks	OFRD	OFRK
10-19	H	W	64-0	Davidson		4-2	
10-22	A	W	21-0	Wofford		1-2-1	
11-1	A	W	51-0	South Carolina		4-3	
11-10	A	W	39-5	Georgia		2-4	
11-24	N1	W	12-5	Virginia Tech		3-3-1	
11-29	N2	W	35-0	Alabama		2-3	

N1 - Charlotte, N.C.; N2 - Birmingham, Ala.

1901 (3-1-1 OVERALL; 1-0-1 SIAA)

Head Coach - John Heisman (2nd Season)

Date	Site	W-L	Score	Opponent	AP Ranks	OFRD	OFRK
10-5	H	W	122-0	Guilford		0-4	
10-19	A	T	6-6	Tennessee		3-3-2	
10-26	A	W	29-5	Georgia		1-5-2	
10-31	N1	L	11-17	Virginia Tech		6-1	
11-28	N2	W	22-10	North Carolina		7-2	

N1 - Columbia, S.C.; N2 - Charlotte, N.C.

1902 (6-1 OVERALL; 5-1 SIAA, 1ST)

Head Coach - John Heisman (3rd Season)

Date	Site	W-L	Score	Opponent	AP Ranks	OFRD	OFRK
10-4	H	W	11-5	NC State		3-4-2	
10-18	A	W	44-5	Georgia Tech		0-6-2	
10-24	A	W	28-0	Furman		4-3-3	
10-30	A	L	6-12	South Carolina		6-1	
11-8	H	W	36-0	Georgia		4-2-1	
11-15	A	W	16-0	Auburn		2-4-1	
11-27	A	W	11-0	Tennessee		6-2	

1903 (4-1-1 OVERALL; 2-0-1 SIAA, T-1ST)

Head Coach - John Heisman (4th Season)

Date	Site	W-L	Score	Opponent	AP Ranks	OFRD	OFRK
10-10	A	W	29-0	Georgia		3-4	
10-17	A	W	73-0	Georgia Tech		2-5	
10-28	N1	W	24-0	NC State		4-4	
11-14	A	L	6-11	North Carolina		6-3	
11-21	A	W	24-0	Davidson		1-4	
11-26	N2	T	11-11	#Cumberland		4-1-1	

- SIAA Championship Game; N1 - Columbia, S.C.; N2 - Montgomery, Ala.

1904 (3-3-1)

Head Coach - Shack Shealy (1st Season)

Date	Site	W-L	Score	Opponent	AP Ranks	OFRD	OFRK
10-8	N1	W	18-0	Alabama		7-3	
10-15	H	L	0-5	Auburn		5-0	
10-22	H	W	10-0	Georgia		1-5	
10-27	N2	L	5-11	Sewanee		7-1	
11-5	A	T	11-11	Georgia Tech		8-1-1	
11-12	A	W	6-0	Tennessee		3-5-1	
11-24	A	L	0-18	NC State		3-1-2	

N1 - Birmingham, Ala.; N2 - Columbia, S.C.

1905 (3-2-1)

Head Coach - Eddie Cochems (1st Season)

Date	Site	W-L	Score	Opponent	AP Ranks	OFRD	OFRK
10-14	H	T	5-5	Tennessee		3-5-1	
10-21	A	W	35-0	Georgia		1-5	
10-25	N1	W	25-0	Alabama		6-4	
11-11	A	W	26-0	Auburn		2-4	
11-18	A	L	0-41	Vanderbilt		7-1	
11-30	A	L	10-17	Georgia Tech		6-0-1	

N1 - Columbia, S.C.

1906 (4-0-3 OVERALL; 4-0 SIAA, T-1ST)

Head Coach - Bob Williams (1st Season)

Date	Site	W-L	Score	Opponent	AP Ranks	OFRD	OFRK
10-13	H	T	0-0	Virginia Tech		5-2-2	
10-20	H	W	6-0	Georgia		2-4-1	
10-25	N1	T	0-0	NC State		3-1-4	
11-3	A	T	0-0	Davidson		3-2-1	
11-10	H	W	6-4	Auburn		1-5-1	
11-19	H	W	16-0	Tennessee		1-6-2	

11-29 A W 10-0 Georgia Tech 5-3-1
N1 - Columbia, S.C.

1907 (4-4)

Head Coach - Frank Shaughnessy (1st Season)

Date	Site	W-L	Score	Opponent	AP Ranks	OFRD	OFRK
9-28	H	W	5-0	Gordon Military			
10-9	H	W	35-0	Maryville			
10-21	H	L	0-4	Tennessee		7-2-1	
10-31	N1	W	15-6	North Carolina		4-4-1	
11-4	A	L	0-12	Auburn		6-2-1	
11-7	N2	L	0-8	Georgia		4-3-1	
11-9	H	L	6-10	Davidson		4-1-1	
11-28	A	W	6-5	Georgia Tech		4-4	

N1 - Columbia, S.C.; N2 - Augusta, Ga.

1908 (1-6)

Head Coach - John Stone (1st Season)

Date	Site	W-L	Score	Opponent	AP Ranks	OFRD	OFRK
9-26	H	W	15-0	Gordon Military			
10-10	H	L	0-6	Virginia Tech		5-4	
10-17	A	L	0-41	Vanderbilt		7-2-1	
10-28	N1	L	0-13	Davidson		6-2-2	
11-5	N2	L	0-6	Georgia		5-2-1	
11-14	A	L	5-6	Tennessee		7-2	
11-26	A	L	6-30	Georgia Tech		6-3	

N1 - Columbia, S.C.; N2 - Augusta, Ga.

1909 (6-3)

Head Coach - Bob Williams (2nd Season)

Date	Site	W-L	Score	Opponent	AP Ranks	OFRD	OFRK
9-27	H	W	26-0	Gordon Military			
10-2	A	L	0-6	Virginia Tech		6-1	
10-9	N1	W	17-5	Davidson		3-4-2	
10-16	N2	L	0-3	Alabama		5-1-2	
10-23	H	W	19-0	Port Royal			
11-4	A	W	6-0	South Carolina		2-6	
11-10	N3	W	5-0	Georgia		1-4-2	
11-13	A	W	17-0	The Citadel		4-3-2	
11-25	A	L	3-29	Georgia Tech		7-2	

N1 - Charlotte, N.C.; N2 - Birmingham, Ala.; N3 - Augusta, Ga.

1910 (4-3-1)

Head Coach - Frank Dobson (1st Season)

Date	Site	W-L	Score	Opponent	AP Ranks	OFRD	OFRK
9-24	H	W	26-0	Gordon Military			
10-1	H	L	0-3	Mercer		6-3	
10-8	A	W	24-0	Samford		1-7	
10-15	A	W	32-0	The Citadel		3-4	
10-22	A	L	0-17	Auburn		6-1	
11-3	A	W	24-0	South Carolina		4-4	
11-10	N1	T	0-0	Georgia		6-2-1	
11-24	A	L	0-34	Georgia Tech		5-3	

N1 - Augusta, Ga.

1911 (3-5)

Head Coach - Frank Dobson (2nd Season)

Date	Site	W-L	Score	Opponent	AP Ranks	OFRD	OFRK
10-14	H	L	0-29	Auburn		4-2-1	
10-21	H	W	15-0	Samford		1-6-1	
10-25	H	L	5-6	Florida		5-1	
11-2	A	W	27-0	South Carolina		1-4-2	
11-4	A	W	18-0	The Citadel		5-2-2	
11-9	N1	L	0-23	Georgia		7-1-1	
11-18	N2	L	6-30	Mercer		4-6-1	
11-30	A	L	0-31	Georgia Tech		6-2-1	

N1 - Augusta, Ga.; N2 - Columbus, Ga.

1912 (4-4)

Head Coach - Frank Dobson (3rd Season)


Date	Site	W-L	Score	Opponent	AP Ranks	OFRD	OFRK
10-5	A	W	59-0	Samford		1-6	
10-12	H	W	26-0	Riverside			
10-19	A	L	6-27	Auburn		6-1-1	
10-26	H	W	52-14	The Citadel		3-4	
10-31	A	L	7-22	South Carolina		5-2-1	
11-7	N1	L	5-27	Georgia		6-1-1	
11-16	A	W	21-13	Mercer		5-3-1	
11-28	A	L	0-23	Georgia Tech		5-3-1	

N1 - Augusta, Ga.

1913 (4-4)

Head Coach - Bob Williams (3rd Season)

Date	Site	W-L	Score	Opponent	AP Ranks	OFRD	OFRK
10-4	H	W	6-3	Davidson		2-5	
10-11	A	L	0-20	Alabama		6-3	
10-18	H	L	0-20	Auburn		8-0	
10-30	A	W	32-0	South Carolina		4-3	
11-6	N1	L	15-18	Georgia		6-2	
11-8	A	W	7-3	The Citadel		3-4-2	



THE 1911 TIGERS, LED BY HEAD COACH FRANK DOBSON (STANDING), DEFEATED SOUTH CAROLINA AND THE CITADEL.

ALL-TIME RESULTS

11-17	A	W	52-0	Mercer	2-5-1
11-27	A	L	0-34	Georgia Tech	7-2
N1 - Augusta, Ga.					

1914 (5-3-1)

Head Coach - Bob Williams (4th Season)

Date	Site	W-L	Score	Opponent	AP Ranks	OFRD	OFRK
10-3	A	T	0-0	Davidson		5-1-1	
10-10	A	L	0-27	Tennessee		9-0	
10-17	A	L	0-28	Auburn		8-0-1	
10-22	A	W	57-0	Furman		2-5	
10-29	A	W	29-6	South Carolina		5-5-1	
10-31	A	W	14-0	The Citadel		2-5	
11-7	A	W	35-13	Georgia		3-5-1	
11-14	N1	W	27-23	Virginia Military		4-4	
11-26	A	L	6-26	Georgia Tech		6-2	
N1 - Richmond, Va.							

1915 (2-4-2)

Head Coach - Bob Williams (5th Season)

Date	Site	W-L	Score	Opponent	AP Ranks	OFRD	OFRK
9-25	A	W	94-0	Furman		5-3	
10-2	H	T	6-6	Davidson		5-3-1	
10-9	A	W	3-0	Tennessee		4-4	
10-16	N1	L	0-14	Auburn		6-2	
10-28	A	T	0-0	South Carolina		5-3-1	
11-6	N2	L	7-9	North Carolina		4-3-1	
11-13	N3	L	3-6	Virginia Military		6-2-1	
11-25	A	L	0-13	Georgia		5-2-2	
N1 - Anderson, S.C.; N2 - Greenville, S.C.; N3 - Richmond, Va.							

1916 (3-6)

Head Coach - Wayne Hart (1st Season)

Date	Site	W-L	Score	Opponent	AP Ranks	OFRD	OFRK
9-30	H	W	7-6	Furman		4-5	
10-7	N1	L	0-26	Georgia		6-3	
10-14	H	L	0-14	Tennessee		8-0-1	
10-20	A	L	0-28	Auburn		6-2	
10-26	A	W	27-0	South Carolina		2-7	
11-11	N2	L	7-37	Virginia Military		4-5	
11-16	N3	L	0-3	The Citadel		6-1-1	
11-22	H	W	40-0	Presbyterian College		4-3	
11-30	N4	L	0-33	Davidson		5-3-1	
N1 - Anderson, S.C.; N2 - Richmond, Va.; N3 - Orangeburg, S.C.; N4 - Charlotte, N.C.							

1917 (6-2)

Head Coach - Edward Donahue (1st Season)

Date	Site	W-L	Score	Opponent	AP Ranks	OFRD	OFRK
9-28	H	W	13-0	Presbyterian College		8-1	
10-13	A	W	38-0	Furman		3-5	
10-19	H	L	0-7	Auburn		6-2-1	
10-25	A	W	21-13	South Carolina		3-5	
11-1	A	W	27-16	Wofford		5-4	
11-8	N1	W	20-0	The Citadel		3-3	
11-17	N2	W	55-7	Florida		2-4	
11-29	N3	L	9-21	Davidson		6-4	
N1 - Orangeburg, S.C.; N2 - Jacksonville, Fla.; N3 - Charlotte, N.C.							

1918 (5-2)

Head Coach - Edward Donahue (2nd Season)

Date	Site	W-L	Score	Opponent	AP Ranks	OFRD	OFRK
9-27	H	W	65-0	Camp Sevier			
10-5	A	L	0-28	Georgia Tech		6-1	
11-2	A	W	39-0	South Carolina		2-1-1	
11-9	H	L	13-66	Camp Hancock			
11-16	N1	W	7-0	The Citadel		0-2-1	
11-23	H	W	67-7	Furman		3-5-1	
11-29	H	W	7-0	Davidson		2-1-1	
N1 - Columbia, S.C.							

1919 (6-2-2)

Head Coach - Edward Donahue (3rd Season)

Date	Site	W-L	Score	Opponent	AP Ranks	OFRD	OFRK
9-27	H	W	53-0	Erskine		2-5	
10-3	H	W	7-0	Davidson		4-4-2	
10-11	A	L	0-28	Georgia Tech		7-3	
10-17	A	L	0-7	Auburn		8-1	
10-25	H	W	14-0	Tennessee		3-3-3	
10-30	A	W	19-6	South Carolina		1-7-1	
11-7	H	W	19-7	Presbyterian College		4-3-2	
11-13	N1	W	33-0	The Citadel		4-4-1	
11-21	A	T	7-7	Furman		6-2-1	
11-27	A	T	0-0	Georgia		4-2-3	
N1 - Orangeburg, S.C.							

1920 (4-6-1)

Head Coach - Edward Donahue (4th Season)

Date	Site	W-L	Score	Opponent	AP Ranks	OFRD	OFRK
9-24	H	W	26-0	Erskine		5-3	



JOSH CODY (CENTER) COACHED THE TIGERS TO A 29-11-1 RECORD IN FOUR SEASONS FROM 1927-30.

10-1	H	T	7-7	Presbyterian College	5-1-1
10-2	H	W	26-6	Newberry	1-7
10-9	H	W	13-7	Wofford	0-8-1
10-15	H	L	0-21	Auburn	7-2
10-23	A	L	0-26	Tennessee	7-2
10-28	A	L	0-3	South Carolina	5-4
11-6	A	L	0-7	Georgia Tech	8-1
11-11	N1	W	26-0	The Citadel	2-6
11-20	A	L	0-14	Furman	9-1
11-25	A	L	0-55	Georgia	8-0-1
N1 - Orangeburg, S.C.					

1921 (1-6-2)

Head Coach - E.J. Stewart (1st Season)

Date	Site	W-L	Score	Opponent	AP Ranks	OFRD	OFRK
10-1	A	L	0-14	Centre		10-0	
10-7	H	W	34-0	Presbyterian College		1-7	
10-14	A	L	0-56	Auburn		5-3	
10-21	A	T	0-0	Furman		7-2-1	
10-27	A	L	0-21	South Carolina		5-1-2	
11-5	A	L	7-48	Georgia Tech		8-1	
11-10	N1	T	7-7	The Citadel		3-3-2	
11-18	H	L	0-13	Erskine		6-2	
11-24	A	L	0-28	Georgia		7-2-1	
N1 - Orangeburg, S.C.							

1922 (5-4)

Head Coach - E.J. Stewart (2nd Season)

Date	Site	W-L	Score	Opponent	AP Ranks	OFRD	OFRK
9-30	H	L	0-21	Centre		6-3	
10-7	H	W	57-0	Newberry		2-5	
10-13	H	W	13-0	Presbyterian College		6-2-1	
10-26	A	W	3-0	South Carolina		5-4	
11-4	A	L	7-21	Georgia Tech		7-2	
11-11	A	W	18-0	The Citadel		3-5	
11-18	H	W	52-0	Erskine		0-8	
11-25	A	L	6-20	Furman		8-3	
12-2	N1	L	14-47	Florida		7-2	
N1 - Jacksonville, Fla.							

1923 (5-2-1)

Head Coach - Bud Saunders (1st Season)

Date	Site	W-L	Score	Opponent	AP Ranks	OFRD	OFRK
9-29	H	T	0-0	Auburn		3-3-3	
10-6	H	W	32-0	Newberry		2-8	
10-13	A	L	7-28	Centre		7-1-1	
10-25	A	W	7-6	South Carolina		4-6	
11-3	A	L	6-25	Virginia Tech		6-3	
11-9	H	W	12-0	Davidson		3-7	
11-17	H	W	20-0	Presbyterian College		4-3-1	
11-29	A	W	7-6	Furman		9-2	

1924 (2-6)

Head Coach - Bud Saunders (2nd Season)

Date	Site	W-L	Score	Opponent	AP Ranks	OFRD	OFRK
9-27	H	W	60-0	Elon		0-7	
10-4	A	L	0-13	Auburn		4-4-1	
10-11	H	W	14-0	Presbyterian College		1-6-1	

10-23	A	L	0-3	South Carolina	7-3
11-1	H	L	6-50	Virginia Tech	4-2-3
11-8	N1	L	0-7	Davidson	7-2-1
11-15	N2	L	0-20	The Citadel	6-4
11-27	H	L	0-3	Furman	5-5
N1 - Charlotte, N.C.; N2 - Anderson, S.C.					

1925 (1-7)

Head Coach - Bud Saunders (3rd Season)

Date	Site	W-L	Score	Opponent	AP Ranks	OFRD	OFRK
9-26	H	L	9-14	Presbyterian College		3-6	
10-3	H	L	6-13	Auburn		5-3-1	
10-10	A	L	6-19	Kentucky		6-3	
10-22	A	L	0-33	South Carolina		7-3	
10-29	A	L	0-13	Wofford		3-7	
11-7	H	L	0-42	Florida		8-2	
11-14	A	W	6-0	The Citadel		6-4	
11-26	A	L	0-26	Furman		7-3	

1926 (2-7)

Head Coach (Games 1-4) - Bud Saunders (4th Season)

Head Coach (Games 5-9) - Bob Williams (6th Season)

Date	Site	W-L	Score	Opponent	AP Ranks	OFRD	OFRK
9-18	H	W	7-0	Erskine		1-7	
9-25	H	L	0-14	Presbyterian College		7-2	
10-2	A	L	0-47	Auburn		5-4	
10-9	H	W	7-3	NC State		4-6	
10-21	A	L	0-24	South Carolina		6-4	
10-28	A	L	0-3	Wofford		2-8	
11-6	A	L	0-33	Florida		2-6-2	
11-13	H	L	6-15	The Citadel		7-3	
11-25	A	L	0-30	Furman		8-1	

1927 (5-3-1)

Head Coach - Josh Cody (1st Season)

Date	Site	W-L	Score	Opponent	AP Ranks	OFRD	OFRK
9-24	H	T	0-0	Presbyterian College		3-3-3	
10-1	H	W	3-0	Auburn		0-7-2	
10-8	A	L	6-18	NC State		9-1	
10-14	H	W	25-6	Erskine		2-4-1	
10-20	A	W	20-0	South Carolina		4-5	
10-29	H	W	6-0	Wofford		2-4-3	
11-5	A	W	13-0	The Citadel		3-6-1	
11-12	A	L	0-32	Georgia		9-1	
11-24	A	L	0-28	Furman		10-1	

1928 (8-3)

Head Coach - Josh Cody (2nd Season)

Date	Site	W-L	Score	Opponent	AP Ranks	OFRD	OFRK
9-22	H	W	30-0	Newberry		3-5	
9-29	H	W	6-0	Davidson		2-8	
10-6	A	W	6-0	Auburn		1-8	
10-12	N1	W	7-0	NC State		4-3-1	
10-19	H	W	52-0	Erskine		3-7	
10-25	A	W	32-0	South Carolina		6-2-2	
11-3	A	L	7-26	Mississippi		5-4	
11-10	N2	W	12-0	Virginia Military		5-3-2	
11-17	N3	L	6-27	Florida		8-1	

ALL-TIME RESULTS

11-29	A	W	27-12	Furman	5-4
12-8	A	L	7-12	The Citadel	6-3-1
N1 - Florence, S.C.; N2 - Lynchburg, Va.; N3 - Jacksonville, Fla.					

1929 (8-3)

Head Coach - Josh Cody (3rd Season)

Date	Site	W-L	Score	Opponent	AP Ranks	OFRD	OFRK
9-21	H	W	68-0	Newberry		0-5	
9-28	N1	W	32-14	Davidson		5-5	
10-5	H	W	26-7	Auburn		2-7	
10-11	N2	W	26-0	NC State		1-8	
10-18	A	W	30-0	Wofford		3-6	
10-24	A	W	21-14	South Carolina		6-5	
11-2	A	L	6-44	Kentucky		6-1	
11-9	N3	L	0-12	Virginia Military		8-2	
11-16	A	L	7-13	Florida		8-2	
11-23	H	W	13-0	The Citadel		5-4-1	
11-28	H	W	7-6	Furman		5-4-1	

N1 - Charlotte, N.C.; N2 - Florence, S.C.; N3 - Norfolk, Va.

1930 (8-2)

Head Coach - Josh Cody (4th Season)

Date	Site	W-L	Score	Opponent	AP Ranks	OFRD	OFRK
9-20	H	W	28-7	Presbyterian College		9-1	
9-27	H	W	32-0	Wofford		2-9	
10-3	N1	W	13-7	The Citadel		4-5-2	
10-11	N2	W	27-0	NC State		2-8	
10-17	H	W	75-0	Newberry		0-5-3	
10-23	A	W	20-7	South Carolina		6-4	
11-1	A	L	0-27	Tennessee		9-1	
11-8	N3	W	32-0	Virginia Military		3-6	
11-15	N4	L	0-27	Florida		6-3-1	
11-27	A	W	12-7	Furman		6-3-1	

N1 - Florence, S.C.; N2 - Charlotte, N.C.; N3 - Norfolk, Va.; N4 - Jacksonville, Fla.

1931 (1-6-2)

Head Coach - Jess Neely (1st Season)

Date	Site	W-L	Score	Opponent	AP Ranks	OFRD	OFRK
9-25	H	T	0-0	Presbyterian College		2-5-2	
10-3	A	L	0-44	Tennessee		9-0-1	
10-10	N1	W	6-0	NC State		3-6	
10-16	N2	L	0-6	The Citadel		5-4-1	
10-22	A	L	0-21	South Carolina		5-4-1	
10-31	H	L	0-12	Oglethorpe			
11-7	N3	L	6-7	Virginia Military		3-6-1	
11-14	N4	L	7-74	Alabama		9-1	
11-26	A	T	0-0	Furman		5-2-2	

N1 - Charlotte, N.C.; N2 - Florence, S.C.; N3 - Norfolk, Va.; N4 - Montgomery, Ala.

1932 (3-5-1)

Head Coach - Jess Neely (2nd Season)

Date	Site	W-L	Score	Opponent	AP Ranks	OFRD	OFRK
9-23	H	W	13-0	Presbyterian College		5-2-1	
10-1	A	L	14-32	Georgia Tech		4-5-1	
10-8	A	L	0-13	NC State		6-1-2	
10-14	H	W	19-0	Ersine		1-8	
10-20	A	L	0-14	South Carolina		5-4-2	
10-29	A	T	7-7	Davidson		4-4-1	
11-5	A	W	18-6	The Citadel		4-5	
11-11	H	L	18-32	Georgia		2-5-2	
11-24	A	L	0-7	Furman		8-1	

1933 (3-6-2)

Head Coach - Jess Neely (3rd Season)

Date	Site	W-L	Score	Opponent	AP Ranks	OFRD	OFRK
9-23	H	T	6-6	Presbyterian College		4-2-2	
9-30	A	L	2-39	Georgia Tech		5-5	
10-7	H	W	9-0	NC State		1-5-3	
10-13	A	T	0-0	%George Washington		5-3-1	
10-19	A	L	0-7	South Carolina		6-3-1	
10-28	N1	L	0-13	Mississippi		6-3-2	
11-4	N2	W	13-0	Wake Forest		0-5-1	
11-11	A	L	13-14	Wofford		3-6	
11-18	N3	L	0-13	Mercer		4-3-2	
11-25	H	W	7-0	The Citadel		3-5-1	
11-30	A	L	0-6	Furman		6-1-2	

* - first night game; N1 - Meridian, Miss.; N2 - Charlotte, N.C.; N3 - Savannah, Ga.

1934 (5-4)

Head Coach - Jess Neely (4th Season)

Date	Site	W-L	Score	Opponent	AP Ranks	OFRD	OFRK
9-22	H	W	6-0	Presbyterian College		3-4-2	
9-29	A	L	7-12	Georgia Tech		1-9	
10-6	A	L	6-20	Duke		7-2	
10-13	A	L	0-7	Kentucky		5-5	
10-25	A	W	19-0	South Carolina		5-4	
11-3	A	W	12-6	NC State		2-6-1	

11-10	A	L	0-40	Alabama	10-0
11-17	N1	W	32-0	Mercer	3-6-1
11-29	H	W	7-0	Furman	5-4
N1 - Savannah, Ga.					

1935 (6-3)

Head Coach - Jess Neely (5th Season)

Date	Site	W-L	Score	Opponent	AP Ranks	OFRD	OFRK
9-21	H	W	25-6	Presbyterian College		2-7	
9-28	A	W	28-7	Virginia Tech		4-3-2	
10-5	H	W	13-7	Wake Forest		2-7	
10-12	A	L	12-38	Duke		8-2	
10-24	A	W	44-0	South Carolina		3-7	
11-2	N1	W	13-0	Mercer		4-5	
11-9	A	L	0-33	Alabama		6-2-1	
11-16	A	W	6-0	The Citadel		4-3-1	
11-28	A	L	6-8	Furman		8-1	

N1 - Augusta, Ga.

1936 (5-5)

Head Coach - Jess Neely (6th Season)

Date	Site	W-L	Score	Opponent	AP Ranks	OFRD	OFRK
9-19	H	W	19-0	Presbyterian College		3-6	
9-26	H	W	20-0	Virginia Tech		5-5	
10-3	A	L	0-32	Alabama		8-0-1	4
10-10	A	L	0-25	Duke		9-1	11
10-16	A	L	0-6	%Wake Forest		5-4	
10-22	A	W	19-0	South Carolina		5-7	
10-31	A	W	14-13	Georgia Tech		5-5-1	
11-7	A	W	20-0	The Citadel		4-6	
11-14	A	L	6-7	Kentucky		6-4	
11-26	H	L	0-12	Furman		7-2	

1937 (4-4-1)

Head Coach - Jess Neely (7th Season)

Date	Site	W-L	Score	Opponent	AP Ranks	OFRD	OFRK
9-18	H	W	46-0	Presbyterian College		0-10	
9-25	A	L	0-7	Tulane		5-4-1	
10-2	A	L	6-21	Army		7-2	
10-9	A	L	0-14	Georgia		6-3-2	
10-21	A	W	34-6	South Carolina		5-6-1	
10-30	H	W	32-0	Wake Forest		3-6	
11-6	A	L	0-7	Georgia Tech		6-3-1	
11-13	A	W	10-9	Florida		4-7	
11-25	A	T	0-0	Furman		4-3-2	

1938 (7-1-1 OVERALL; 3-0-1 SoCON, 2ND)

Head Coach - Jess Neely (8th Season)

Date	Site	W-L	Score	Opponent	AP Ranks	OFRD	OFRK
9-17	H	W	26-0	Presbyterian College		6-4	
9-24	A	W	13-10	Tulane		7-2-1	19
10-1	A	L	7-20	Tennessee		11-0	#2
10-8	N1	T	7-7	Virginia Military		6-1-4	
10-20	A	W	34-12	South Carolina		6-4-1	
10-28	A	W	7-0	%Wake Forest		4-5-1	
11-5	N2	W	27-0	George Washington		5-4	

11-12	A	W	14-0	Kentucky	2-7
11-24	H	W	10-7	Furman	2-7-1
N1 - Charlotte, N.C.; N2 - Greenville, N.C.					

1939 (9-1 OVERALL; 4-0 SoCON, 2ND)

Ranked No. 12 by AP

Head Coach - Jess Neely (9th Season)

Date	Site	W-L	Score	Opponent	AP Ranks	OFRD	OFRK
9-23	H	W	18-0	Presbyterian College		4-3-2	
9-30	A	L	6-7	Tulane		8-1-1	5
10-7	N1	W	25-6	NC State		2-8	
10-19	A	W	27-0	South Carolina		3-6-1	
10-28	A	W	15-7	Navy		3-5-1	
11-3	A	W	13-6	%George Washington		5-3	
11-11	H	W	20-7	Wake Forest		7-3	
11-18	A	W	21-6	Rhodes	16/-	3-5-1	
11-25	A	W	14-3	Furman	15/-	5-4	
1-1	N2	W	6-3	Boston College	12/11	9-2	#12/11

N1 - Charlotte, N.C.; N2 - Dallas, Texas (Cotton Bowl)

1940 (6-2-1 OVERALL; 4-0 SoCON, 1ST)

Head Coach - Frank Howard (1st Season)

Date	Site	W-L	Score	Opponent	AP Ranks	OFRD	OFRK
9-21	A	W	38-0	Presbyterian College		6-4	
9-28	H	W	26-0	Wofford		3-4-2	
10-5	N1	W	26-7	NC State		3-6	
10-12	H	W	39-0	Wake Forest		7-3	
10-24	A	W	21-13	South Carolina	13/-	3-6	
11-2	A	L	0-13	Tulane	10/-	5-5	
11-9	A	L	7-21	Auburn		6-4-1	
11-16	A	T	12-12	Rhodes			
11-23	A	W	13-7	Furman		5-4	

N1 - Charlotte, N.C.

1941 (7-2 OVERALL; 5-1 SoCON, 3RD)

Head Coach - Frank Howard (2nd Season)

Date	Site	W-L	Score	Opponent	AP Ranks	OFRD	OFRK
9-20	H	W	41-12	Presbyterian College		6-3	
9-27	N1	W	36-7	Virginia Military		4-6	
10-4	N2	W	27-6	NC State		4-5-2	
10-11	A3	W	26-13	Boston College		7-3	
10-23	A	L	14-18	South Carolina	14/-	4-4-1	
10-31	A	W	19-0	%George Washington		1-7-1	
11-15	H	W	29-0	Wake Forest		5-5-1	
11-22	A	W	34-6	Furman	18/-	3-4-2	
11-29	A	L	7-28	Auburn	16/-	4-5-1	

N1 - Lynchburg, Va.; N2 - Charlotte, N.C.; A3 - Boston, Mass. (Fenway Park)

1942 (3-6-1 OVERALL; 2-3-1 SoCON, 9TH)

Head Coach - Frank Howard (3rd Season)

Date	Site	W-L	Score	Opponent	AP Ranks	OFRD	OFRK
9-19	H	W	32-13	#Presbyterian College		6-4	
9-26	N1	T	0-0	Virginia Military		3-5-1	
10-3	N2	L	6-7	NC State		4-4-2	
10-10	A3	L	7-14	Boston College		8-2	

**BANKS McFADDEN (#66) AND THE TIGERS
ADVANCED TO THE 1940 COTTON BOWL AND
BEAT BOSTON COLLEGE TO CAP A 9-1 SEASON.**



ALL-TIME RESULTS

DREHER GASKIN HELPED
THE TIGERS TO A 7-3
OVERALL RECORD IN 1951.



10-22	A	W	18-6	South Carolina	1-7-1
10-31	A	L	6-19	Wake Forest	6-2-1
11-7	H	L	0-7	George Washington	3-6
11-14	A	L	6-24	Jacksonville N.A.S.	9-3
11-21	H	W	12-7	Furman	3-6
11-28	A	L	13-41	Auburn	-16 6-4-1

- first game at Memorial Stadium; N1 - Lynchburg, Va.; N2 - Charlotte, N.C.; A3 - Boston, Mass. (Fenway Park)

1943 (2-6 OVERALL; 2-3 SoCON, T-7TH)

Head Coach - Frank Howard (4th Season)

Date	Site	W-L	Score	Opponent	AP Ranks	OFRD	OFRK
9-25	H	L	12-13	Presbyterian College		6-6	
10-2	N1	W	19-7	%NC State		3-6	
10-9	N2	L	7-12	Virginia Military		2-6	
10-21	A	L	6-33	South Carolina		5-2	
10-30	H	L	12-41	Wake Forest		4-5	
11-6	A	W	26-6	Davidson		0-5	
11-13	N3	L	6-32	Georgia Pre-Flight		5-1	
11-20	A	L	6-41	Georgia Tech	-15	8-3	#13

N1 - Charlotte, N.C.; N2 - Roanoke, Va.; N3 - Greenville, S.C.

1944 (4-5 OVERALL; 3-1 SoCON, T-3RD)

Head Coach - Frank Howard (5th Season)

Date	Site	W-L	Score	Opponent	AP Ranks	OFRD	OFRK
9-23	H	W	34-0	Presbyterian College		3-6	
9-30	A	L	0-51	Georgia Tech		8-3	#13
10-7	N1	W	13-7	NC State		7-2	
10-19	A	W	20-13	South Carolina		3-4-2	
10-28	A	L	7-26	Tennessee	-120	7-1-1	#12
11-4	A	L	7-13	Wake Forest	-17	8-1	
11-11	H	W	57-12	Virginia Military		1-8	
11-18	A	L	20-36	Tulane		4-3	
11-24	A	L	7-21	Georgia		7-3	

N1 - Charlotte, N.C.

1945 (6-3-1 OVERALL; 2-1-1 SoCON, 4TH)

Head Coach - Frank Howard (6th Season)

Date	Site	W-L	Score	Opponent	AP Ranks	OFRD	OFRK
9-22	H	W	76-0	Presbyterian College		1-6	
9-29	A	L	0-20	Georgia		9-2	#18
10-6	A	W	13-0	%NC State		3-6	
10-13	H	W	7-6	Pensacola N.A.S.			
10-25	A	T	0-0	South Carolina		2-4-3	
11-2	A	L	6-7	%Miami (Fla.)		9-1-1	#
11-10	H	W	35-0	Virginia Tech		2-6	
11-17	A	W	47-20	Tulane		2-6-1	
11-24	A	W	21-7	Georgia Tech		4-6	
12-1	H	L	6-13	Wake Forest	16/-	5-3-1	

1946 (4-5 OVERALL; 2-3 SoCON, 11TH)

Head Coach - Frank Howard (7th Season)

Date	Site	W-L	Score	Opponent	AP Ranks	OFRD	OFRK
9-21	H	W	39-0	Presbyterian College		7-2	
9-27	A	L	12-35	%Georgia		11-0	#3
10-5	H	L	7-14	NC State		8-3	#18
10-12	A	L	7-19	Wake Forest		6-3	
10-24	A	L	14-26	South Carolina		5-3	
11-2	A	W	14-7	Virginia Tech		3-4-3	#
11-9	A	L	13-54	Tulane		3-7	
11-16	H	W	20-6	Furman		2-8	
11-23	N1	W	21-13	Auburn		4-6	

N1 - Montgomery, Ala.

1947 (4-5 OVERALL; 1-3 SoCON, 12TH)

Head Coach - Frank Howard (8th Season)

Date	Site	W-L	Score	Opponent	AP Ranks	OFRD	OFRK
9-20	H	W	42-0	Presbyterian College		4-5-1	
9-26	A1	L	22-32	%Boston College		5-4	
10-4	H	L	14-16	Wake Forest		6-4	
10-11	A	L	0-18	%NC State		5-3-1	17
10-23	A	L	19-21	South Carolina		6-2-1	
10-31	A	L	6-21	%Georgia		7-4-1	#
11-8	A	W	35-7	Furman		2-7	
11-15	A	W	34-13	%Duquesne		2-8	
11-22	H	W	34-18	Auburn		2-7	

A1 - Boston, Mass. (Braves Field)

1948 (11-0 OVERALL; 5-0 SoCON, 1ST)

Ranked No. 11 by AP

Head Coach - Frank Howard (9th Season)

Date	Site	W-L	Score	Opponent	AP Ranks	OFRD	OFRK
9-25	H	W	53-0	%Presbyterian College		5-4	
10-2	H	W	6-0	%NC State		3-6-1	
10-9	A	W	21-7	Mississippi State		4-4-1	
10-21	A	W	13-7	South Carolina	14/-	3-5	
10-29	A1	W	26-19	%Boston College	13/-	5-2-2	
11-6	H	W	41-0	Furman	12/-	2-6-1	
11-13	A	W	21-14	Wake Forest	10/19	6-4	#20/-
11-20	H	W	42-0	Duquesne	9/-	2-7	
11-27	N2	W	7-6	Auburn	11/-	1-8-1	
12-4	A	W	20-0	The Citadel	10/-	2-7	
1-1	N3	W	24-23	Missouri	11/-	8-3	#

^ - first home night game; A1 - Boston, Mass. (Braves Field); N2 - Mobile, Ala.; N3 - Jacksonville, Fla. (Gator Bowl)

1949 (4-4-2 OVERALL; 2-2 SoCON, 8TH)

Head Coach - Frank Howard (10th Season)

Date	Site	W-L	Score	Opponent	AP Ranks	OFRD	OFRK
9-17	H	W	69-7	Presbyterian College		5-4	
9-24	A	L	7-33	%Rice		10-1	#5/-
10-1	A	W	7-6	%NC State		3-7	
10-8	H	T	7-7	%Mississippi State		0-8-1	
10-20	A	L	13-27	South Carolina		4-6	
10-29	H	L	21-35	%Wake Forest		4-6	
11-5	H	L	27-40	Boston College		4-4-1	
11-12	H	W	33-20	%Duquesne		3-6	
11-19	A	W	28-21	Furman		2-6-1	
11-26	N1	T	20-20	Auburn		2-4-3	

N1 - Mobile, Ala.

1950 (9-0-1 OVERALL; 3-0-1 SoCON, 2ND)

Ranked No. 10th by AP, No. 12 by UPI

Head Coach - Frank Howard (11th Season)

Date	Site	W-L	Score	Opponent	AP Ranks	OFRD	OFRK
9-23	H	W	54-0	%Presbyterian College		5-5	
9-30	A	W	34-0	Missouri	-17	4-5-1	
10-7	H	W	27-0	%NC State	18/-	5-4-1	
10-19	A	T	14-14	South Carolina	12/-	3-4-2	
10-28	A	W	13-12	Wake Forest	16/17	6-1-2	
11-4	H	W	53-20	Duquesne	14/-	2-6-1	
11-11	A1	W	35-14	Boston College	13/-	0-9-1	
11-18	H	W	57-2	Furman	11/-	2-8-1	
11-25	A	W	41-0	Auburn	11/-	0-10	
1-1	A2	W	15-14	Miami (Fla.)	10/15	9-1-1	#15/13

A1 - Boston, Mass. (Braves Field); A2 - Miami, Fla. (Orange Bowl)

1951 (7-3 OVERALL; 3-1 SoCON, 5TH)

Ranked No. 19 by AP

Head Coach - Frank Howard (12th Season)

Date	Site	W-L	Score	Opponent	AP Ranks	OFRD	OFRK
9-22	H	W	53-6	%Presbyterian College		5-4	
9-29	A	W	20-14	%Rice		5-5	
10-6	A	W	6-0	%NC State	18/-	3-7	
10-13	A	L	7-21	%Pacific	16/20	6-5	
10-25	A	L	0-20	South Carolina		5-4	
11-3	H	W	21-6	Wake Forest		6-4	
11-10	H	W	21-2	Boston College		3-6	
11-17	A	W	34-14	Furman		3-6-1	
11-24	H	W	34-0	Auburn		5-5	
1-1	N1	L	0-14	Miami (Fla.)	19/-	8-3	#

N1 - Jacksonville, Fla. (Gator Bowl)

1952 (2-6-1)

Head Coach - Frank Howard (13th Season)

Date	Site	W-L	Score	Opponent	AP Ranks	OFRD	OFRK
9-20	H	W	53-13	%Presbyterian College		3-6	
9-27	H	L	7-14	Villanova		7-1-1	
10-4	A	L	0-28	Maryland	-3	7-2	13/13
10-11	A	L	13-54	Florida		8-3	#15/-
10-23	A	L	0-6	South Carolina		5-5	
10-31	A1	W	13-0	%Boston College		4-4-1	
11-8	A	T	12-12	Fordham		2-5-1	
11-15	A	L	14-27	Kentucky		5-3-2	20/20
11-22	A	L	0-3	Auburn		2-8	

A1 - Boston, Mass. (Braves Field)

1953 (3-5-1 OVERALL; 1-2 ACC, 6TH)

Head Coach - Frank Howard (14th Season)

Date	Site	W-L	Score	Opponent	AP Ranks	OFRD	OFRK
9-19	H	W	33-7	%Presbyterian College		5-3-1	
9-26	A1	T	14-14	Boston College		5-3-1	
10-3	H	L	0-20	*Maryland	-3	10-1	#1/1
10-9	A	L	7-39	%Miami (Fla.)		4-5	
10-22	A	L	7-14	*South Carolina		7-3	
10-31	H	W	18-0	*Wake Forest		3-6-1	
11-7	A	L	7-20	Georgia Tech	-6	9-2-1	#8/9
11-14	A	W	34-13	The Citadel		2-7-0	
11-21	H	L	19-45	Auburn	-14	7-3-1	#17/-

A1 - Boston, Mass. (Fenway Park)

1954 (5-5 OVERALL; 1-2 ACC, 5TH)

Head Coach - Frank Howard (15th Season)

Date	Site	W-L	Score	Opponent	AP Ranks	OFRD	OFRK
9-18	H	W	33-0	%Presbyterian College		6-3	
9-25	A	L	7-14	Georgia		6-3-1	
10-2	H	L	7-18	Virginia Tech		8-0-1	16/-
10-9	N1	W	14-7	%Florida	-14	5-5	
10-21	A	L	8-13	*South Carolina		6-4	
10-30	N2	W	32-20	*Wake Forest		2-7-1	
11-6	H	W	27-6	Furman		5-5	
11-13	A	L	0-16	*Maryland	-17	7-2-1	#8/12
11-20	A	L	6-27	Auburn	-18	8-3	#13/-
11-27	H	W	59-0	The Citadel		2-8	

N1 - Jacksonville, Fla.; N2 - Charlotte, N.C.

1955 (7-3 OVERALL; 3-1 ACC, 3RD)

Head Coach - Frank Howard (16th Season)

Date	Site	W-L	Score	Opponent	AP Ranks	OFRD	OFRK
9-17	H	W	33-0	%Presbyterian College		3-5-1	
9-24	A	W	20-7	*Virginia		1-9	
10-1	H	W	26-7	Georgia		4-6	
10-8	A	L	7-21	%Rice	16/-	2-7-1	
10-20	A	W	28-14	*South Carolina		3-6	
10-29	H	W	19-13	*Wake Forest		5-4-1	
11-5	N1	W	21-16	Virginia Tech		6-3-1	
11-12	H	L	12-25	*Maryland	-2	10-1	#3/3
11-19	N2	L	0-21	Auburn	-12	8-2-1	#8/8
11-26	A	W	40-20	Furman		1-9	

N1 - Roanoke, Va.; N2 - Mobile, Ala.

1956 (7-2-2 OVERALL; 4-0-1 ACC, 1ST)

Ranked No. 19 by AP

Head Coach - Frank Howard (17th Season)

Date	Site	W-L	Score	Opponent	AP Ranks	OFRD	OFRK
9-22	H	W	27-7	%Presbyterian College		4-6	
9-29	A	T	20-20	Florida	-19	6-3-1	
10-6	A	W	13-7	%NC State		3-7	
10-13	A	W	17-0	*Wake Forest		2-5-3	
10-25	A	W	7-0	*South Carolina	20/-	7-3	
11-3	H	W	21-6	Virginia Tech	13/16	7-2-1	
11-10	A	T	6-6	*Maryland	11/-	2-7-1	
11-16	A	L	0-21	%Miami (Fla.)	13/8	8-1-1	6/6
11-24	H	W	7-0	*Virginia		4-6	
12-1	H	W	28-7	Furman		2-8	
1-1	N1	L	21-27	Colorado	19/20	8-2-1	#20/18

N1 - Miami, Fla. (Orange Bowl)

ALL-TIME RESULTS

1957 (7-3 OVERALL; 4-3 ACC, T-3RD)

Ranked No. 18 by UPI

Head Coach - Frank Howard (18th Season)

Date	Site	W-L	Score	Opponent	AP Ranks	OFRD	OFRK
9-21	H	W	66-0	Presbyterian College		0-8-1	
9-28	A	L	0-26	*North Carolina		6-4	
10-5	H	L	7-13	*NC State	-13	7-1-2	15/-
10-12	A	W	20-6	*Virginia		3-6-1	
10-24	A	W	13-0	*South Carolina		5-5	
11-2	A	W	20-7	%Rice		7-4	#8/7
11-9	H	W	26-7	*Maryland		5-5	
11-16	A	L	6-7	*Duke	14/11	6-3-2	#16/14
11-23	H	W	13-6	*Wake Forest		0-10	
11-30	A	W	45-6	Furman		3-7	

1958 (8-3 OVERALL; 5-1 ACC, 1ST)

Ranked No. 12 by AP, No. 13 by UPI

Head Coach - Frank Howard (19th Season)

Date	Site	W-L	Score	Opponent	AP Ranks	OFRD	OFRK
9-20	H	W	20-15	*Virginia	18/-	1-9	
9-27	H	W	26-21	*North Carolina		6-4	
10-4	A	W	8-0	*Maryland	10/-	4-6	
10-11	A	W	12-7	%Vanderbilt	8/-	5-2-3	
10-23	A	L	6-26	*South Carolina	10/-	7-3	15/-
11-1	H	W	14-12	*Wake Forest	19/-	3-7	
11-8	A	L	0-13	Georgia Tech	17/19 ^u	5-4-1	
11-15	A	W	13-6	*NC State		2-7-1	
11-22	H	W	34-12	Boston College	16/-	7-3	
11-29	H	W	36-19	Furman	12/-	2-7	
1-1	N1	L	0-7	Louisiana State	12/1	11-0	#1/1

N1 - New Orleans, La. (Sugar Bowl)

1959 (9-2 OVERALL; 6-1 ACC, 1ST)

Ranked No. 11 by AP

Head Coach - Frank Howard (20th Season)

Date	Site	W-L	Score	Opponent	AP Ranks	OFRD	OFRK
9-19	A	W	20-18	*North Carolina	18/12	5-5	
9-26	A	W	47-0	*Virginia	5/-	0-10	
10-3	A	L	6-16	Georgia Tech	6/7	6-5	#
10-10	H	W	23-0	*NC State		1-9	
10-22	A	W	27-0	*South Carolina	17/-	6-4	
10-31	A	W	19-0	%Rice	12/-	1-7-2	
11-7	H	W	6-0	*Duke	10/-	4-6	
11-14	H	L	25-28	*Maryland	11/-	5-5	
11-21	H	W	33-31	*Wake Forest	19/-	6-4	
11-28	A	W	56-3	Furman	14/-	3-7	
12-19	N1	W	23-7	TCU	11/7	8-3	#7/8

N1 - Houston, Texas (Bluebonnet Bowl)

1960 (6-4 OVERALL; 4-2 ACC, 4TH)

Head Coach - Frank Howard (21st Season)

Date	Site	W-L	Score	Opponent	AP Ranks	OFRD	OFRK
9-24	A	W	28-7	*Wake Forest	9/-	2-8	
10-1	H	W	13-7	Virginia Tech	7/-	6-4	
10-8	H	W	21-7	*Virginia	8/-	0-10	
10-15	A	L	17-19	*Maryland	8/-	6-4	
10-22	A	L	6-21	*Duke	-18 ^u	8-3	#10/11
10-29	A	L	20-22	Vanderbilt		3-7	
11-5	H	W	24-0	*North Carolina		3-7	
11-12	H	W	12-2	*South Carolina [^]		3-6-1	
11-19	A	L	14-25	Boston College		3-6-1	
11-26	H	W	42-14	Furman		5-4	

[^] - first South Carolina game at Clemson

1961 (5-5 OVERALL; 3-3 ACC, T-3RD)

Head Coach - Frank Howard (22nd Season)

Date	Site	W-L	Score	Opponent	AP Ranks	OFRD	OFRK
9-23	A	L	17-21	Florida		4-5-1	
9-30	H	L	21-24	*Maryland		7-3	
10-7	A	W	27-0	*North Carolina		5-5	
10-14	H	L	13-17	*Wake Forest		4-6	
10-21	A	W	17-7	*Duke		7-3	#20/14
10-28	A	L	14-24	Auburn		6-4	
11-4	H	W	21-6	Tulane		2-8	
11-11	A	L	14-21	*South Carolina		4-6	
11-18	H	W	35-6	Furman		7-3	
11-25	H	W	20-0	*NC State		4-6	

1962 (6-4 OVERALL; 5-1 ACC, 2ND)

Head Coach - Frank Howard (23rd Season)

Date	Site	W-L	Score	Opponent	AP Ranks	OFRD	OFRK
9-22	A	L	9-26	Georgia Tech		7-3-1	#
9-29	A	W	7-0	*NC State		3-6-1	
10-6	A	W	24-7	*Wake Forest		0-10	
10-13	H	L	16-24	Georgia		3-4-3	
10-20	H	L	0-16	*Duke		8-2	-14
10-27	H	L	14-17	Auburn	-10 ^u	6-3-1	
11-3	H	W	17-6	*North Carolina		3-7	
11-10	A	W	44-3	Furman		4-6	
11-17	A	W	17-14	*Maryland		6-4	
11-24	H	W	20-17	*South Carolina		4-5-1	

1963 (5-4-1 OVERALL; 5-2 ACC, T-3RD)

Head Coach - Frank Howard (24th Season)

Date	Site	W-L	Score	Opponent	AP Ranks	OFRD	OFRK
9-21	A	L	14-31	Oklahoma	-4	8-2	10/8
9-28	A	L	0-27	Georgia Tech	-9	7-3	
10-5	H	L	3-7	*NC State		8-3	#
10-12	H	T	7-7	\$Georgia		4-5-1	
10-19	A	L	30-35	*Duke		5-4	
10-26	A	W	35-0	*Virginia		2-7	
11-2	H	W	36-0	*Wake Forest		1-9	
11-9	A	W	11-7	*North Carolina		9-2	#-19
11-16	H	W	21-6	*Maryland		3-7	
11-28	A	W	24-20	*South Carolina [^]		1-8	

[^] - only South Carolina game played on Thanksgiving Day (moved from Nov. 23 due to the death of President John F. Kennedy)

1964 (3-7 OVERALL; 2-4 ACC, 7TH)

Head Coach - Frank Howard (25th Season)

Date	Site	W-L	Score	Opponent	AP Ranks	OFRD	OFRK
9-19	H	W	28-0	Furman		3-7	
9-26	A	L	0-9	*NC State		5-5	
10-3	A	L	7-14	Georgia Tech		7-3	
10-10	A	L	7-19	Georgia		7-3-1	#
10-17	A	W	21-2	*Wake Forest		5-5	
10-24	A	L	10-14	TCU		4-6	
10-31	H	W	29-7	*Virginia		5-5	
11-7	H	L	0-29	*North Carolina		5-5	
11-14	A	L	0-34	*Maryland		5-5	
11-21	H	L	3-7	*South Carolina		3-5	

1965 (5-5 OVERALL; 4-3 ACC, T-1ST)

Head Coach - Frank Howard (26th Season)

Date	Site	W-L	Score	Opponent	AP Ranks	OFRD	OFRK
9-18	H	W	21-7	*NC State		6-4	
9-25	A	W	20-14	*Virginia		4-6	

10-2	A	L	6-38	Georgia Tech		7-3-1	
10-9	A	L	9-23	Georgia	-4	6-4	
10-16	A	W	3-2	*Duke		6-4	
10-23	H	W	3-0	TCU		6-5	#
10-30	H	W	26-13	*Wake Forest		3-7	
11-6	A	L	13-17	*North Carolina		4-6	
11-13	H	L	0-6	*Maryland		4-6	
11-20	A	L	16-17	*South Carolina		5-5	

1966 (6-4 OVERALL; 6-1 ACC, 1ST)

Head Coach - Frank Howard (27th Season)

Date	Site	W-L	Score	Opponent	AP Ranks	OFRD	OFRK
9-24	H	W	40-35	*Virginia		4-6	
10-1	A	L	12-13	Georgia Tech	-9	9-2	#8/8
10-8	A	L	0-26	Alabama	-4	11-0	#3/3
10-15	H	W	9-6	*Duke		5-5	
10-22	A	L	0-30	Southern California	-5	7-4	#-18
10-29	A	W	23-21	*Wake Forest		3-7	
11-5	H	W	27-3	*North Carolina		2-8	
11-12	A	W	14-10	*Maryland		4-6	
11-19	A	L	14-23	*NC State		5-5	
11-26	H	W	35-10	*South Carolina		1-9	

1967 (6-4 OVERALL; 6-0 ACC, 1ST)

Head Coach - Frank Howard (28th Season)

Date	Site	W-L	Score	Opponent	AP Ranks	OFRD	OFRK
9-23	H	W	23-6	*Wake Forest		4-6	
9-30	H	L	17-24	Georgia	-5	7-4	#-18
10-7	A	L	0-10	Georgia Tech		4-6	#
10-14	A	L	21-43	Auburn		6-4	
10-21	A	W	13-7	*Duke		4-6	
10-28	H	L	10-13	Alabama		8-2-1	#8/7
11-4	A	W	17-0	*North Carolina		2-8	
11-11	H	W	28-7	*Maryland		0-9	
11-18	H	W	14-6	*NC State	-10	9-2	#-17
11-25	A	W	23-12	*South Carolina		5-5	

1968 (4-5-1 OVERALL; 4-1-1 ACC, 2ND)

Head Coach - Frank Howard (29th Season)

Date	Site	W-L	Score	Opponent	AP Ranks	OFRD	OFRK
9-21	A	T	20-20	*Wake Forest		2-7-1	
9-28	A	L	13-31	Georgia		8-1-2	#8/4
10-5	A	L	21-24	Georgia Tech		4-6	
10-12	H	L	10-21	Auburn		7-4	#16/-
10-19	H	W	39-22	*Duke		4-6	
10-26	A	L	14-21	Alabama		8-3	#17/12
11-2	A	W	24-19	*NC State		6-4	
11-9	A	W	16-0	*Maryland		2-8	
11-16	H	W	24-14	*\$North Carolina		3-7	
11-23	H	L	3-7	*South Carolina		4-6	

1969 (4-6 OVERALL; 3-3 ACC, T-3RD)

Head Coach - Frank Howard (30th Season)

Date	Site	W-L	Score	Opponent	AP Ranks	OFRD	OFRK
9-20	A	W	21-14	*Virginia		3-7	
9-27	H	L	0-30	Georgia	-7	5-5-1	#
10-4	A	W	21-10	Georgia Tech		4-6	
10-11	A	L	0-51	Auburn	-20	8-3	#20/15
10-18	H	W	28-14	*Wake Forest		3-7	
10-25	H	L	13-38	Alabama		6-5	#
11-1	H	W	40-0	*\$Maryland		3-7	
11-8	A	L	27-34	*Duke		3-6	
11-15	A	L	15-32	*North Carolina		5-5	
11-22	A	L	13-27	*South Carolina		7-4	#

1970 (3-8 OVERALL; 2-4 ACC, T-6TH)

Head Coach - Hootie Ingram (1st Season)

Date	Site	W-L	Score	Opponent	AP Ranks	OFRD	OFRK
9-12	H	W	24-0	The Citadel		5-6	
9-19	H	W	27-17	*Virginia		5-6	
9-26	A	L	0-38	Georgia		5-5	
10-3	A	L	7-28	Georgia Tech	-15	9-3	#13/17
10-10	H	L	0-44	Auburn	-9	9-2	#10/9
10-17	A	L	20-36	*Wake Forest		6-5	
10-24	H	L	10-21	*\$Duke		6-5	
10-31	A	W	24-11	*Maryland		2-9	
11-7	A	L	13-38	%Florida State		7-4	
11-14	H	L	7-42	*\$North Carolina		8-4	#
11-21	H	L	32-38	*South Carolina		4-6-1	

1971 (5-6 OVERALL; 4-2 ACC, 2ND)

Head Coach - Hootie Ingram (2nd Season)

Date	Site	W-L	Score	Opponent	AP Ranks	OFRD	OFRK
9-11	H	L	10-13	Kentucky		3-8	
9-25	H	L	0-28	Georgia	-14	11-1	#7/8
10-2	A	L	14-24	Georgia Tech		6-6	#
10-9	N1	W	3-0	*Duke	-14	6-5	
10-16	N2	W	32-15	*Virginia		3-8	
10-23	A	L	13-35	Auburn	-5	9-2	#12/5
10-30	H	W	10-9	*Wake Forest		6-5	



FRANK HOWARD (IN HAT) COACHED CLEMSON TO SIX ACC CHAMPIONSHIPS DURING HIS HALL OF FAME CAREER (1940-69).



ALL-TIME RESULTS



THE 1982 TEAM FOLLOWED UP A NATIONAL CHAMPIONSHIP SEASON WITH A 9-1-1 OVERALL RECORD AND NO. 8 FINAL RANKING IN THE AP POLL.

11-6	A	L	13-26	* North Carolina	-/19 ^U	9-3	#-/18
11-13	H	W	20-14	* Maryland		2-9	
11-20	H	L	23-31	* NC State		3-8	
11-27	A	W	17-7	South Carolina		6-5	

N1 - Norfolk, Va.; N2 - Richmond, Va.

1972 (4-7 OVERALL; 2-4 ACC, 5TH)

Head Coach - Hootie Ingram (3rd Season)

Date	Site	W-L	Score	Opponent	AP Ranks	OFRD	OFRK
9-9	H	W	13-0	The Citadel		5-6	
9-23	A	L	10-29	%Rice		5-5-1	
9-30	A	L	3-52	Oklahoma	-/2	11-1	#2/2
10-7	A	L	9-31	Georgia Tech		7-4-1	#20/-
10-14	H	L	0-7	* Duke		5-6	
10-21	H	W	37-21	* Virginia		4-7	
10-28	A	W	31-0	* Wake Forest		2-9	
11-4	H	L	10-26	* North Carolina		11-1	#12/14
11-11	A	L	6-31	* Maryland		5-5	
11-18	A	L	17-42	* NC State		8-3	#17/-
11-25	H	W	7-6	\$South Carolina		4-7	

1973 (5-6 OVERALL; 4-2 ACC, 3RD)

Head Coach - Red Parker (1st Season)

Date	Site	W-L	Score	Opponent	AP Ranks	OFRD	OFRK
9-8	H	W	14-12	The Citadel		3-8	
9-22	A	L	14-31	Georgia		7-4-1	#
9-29	A	L	21-29	Georgia Tech		5-6	
10-6	H	L	15-30	Texas A&M		5-6	
10-13	H	W	32-27	* Virginia		4-7	
10-20	A	W	24-8	* Duke		2-8	
10-27	H	L	6-29	* NC State		9-3	#16/-
11-3	H	W	35-8	* Wake Forest		1-9	
11-10	A	W	37-29	* North Carolina		4-7	
11-17	H	L	13-28	* Maryland		8-4	#20/18
11-24	A	L	20-32	South Carolina		7-4	

1974 (7-4 OVERALL; 4-2 ACC, T-2ND)

Head Coach - Red Parker (2nd Season)

Date	Site	W-L	Score	Opponent	AP Ranks	OFRD	OFRK
9-14	A	L	0-24	Texas A&M	-/20	8-3	16/15
9-21	A	L	10-31	* %NC State	-/15	9-2-1	#11/9
9-28	H	W	21-17	Georgia Tech		6-5	
10-5	H	W	28-24	Georgia		6-6	#
10-12	A	L	0-41	* Maryland		8-4	#13/13
10-19	H	W	17-13	* Duke		6-5	
10-26	A	L	28-29	Tennessee		7-3-2	#20/15
11-2	A	W	21-9	* Wake Forest		1-10	
11-9	H	W	54-32	* North Carolina		7-5	#
11-16	H	W	28-9	* Virginia		4-7	
11-23	H	W	39-21	South Carolina		4-7	

1975 (2-9 OVERALL; 2-3 ACC, 5TH)

Head Coach - Red Parker (3rd Season)

Date	Site	W-L	Score	Opponent	AP Ranks	OFRD	OFRK
9-13	H	L	13-17	Tulane			
9-20	A	L	0-56	%Alabama	-/14	11-1	#3/3
9-27	A	L	28-33	Georgia Tech		7-4	
10-4	A	L	7-35	Georgia		9-3	#19/19
10-11	H	W	16-14	* Wake Forest		3-8	
10-18	A	L	21-25	* Duke		4-5-2	
10-25	H	L	7-45	* NC State		7-4-1	
11-1	H	L	7-43	Florida State		3-8	

11-8	A	W	38-35	* North Carolina		3-7-1	
11-15	H	L	20-22	* Maryland		9-2-1	#13/11
11-22	A	L	20-56	South Carolina		7-5	#

1976 (3-6-2 OVERALL; 0-4-1 ACC, 7TH)

Head Coach - Red Parker (4th Season)

Date	Site	W-L	Score	Opponent	AP Ranks	OFRD	OFRK
9-11	H	W	10-7	The Citadel		6-5	
9-18	H	L	0-41	Georgia	-/9	10-2	#10/10
9-25	A	T	24-24	%Georgia Tech		4-6-1	
10-2	A	L	19-21	Tennessee		6-5	
10-9	A	L	14-20	* Wake Forest		5-6	
10-16	H	T	18-18	* Duke		5-5	
10-23	A	L	21-38	* NC State		3-7	
10-30	A	W	15-12	%Florida State		5-6	
11-6	H	L	23-27	* North Carolina		9-3	#
11-13	A	L	0-20	* Maryland	-/6	11-1	#8/11
11-20	H	W	28-9	\$South Carolina		6-5	

1977 (8-3-1 OVERALL; 4-1-1 ACC, 2ND)

Ranked No. 19 by AP

Head Coach - Charley Pell (1st Season)

Date	Site	W-L	Score	Opponent	AP Ranks	OFRD	OFRK
9-10	H	L	14-21	* Maryland	-/10	8-4	#
9-17	A	W	7-6	Georgia	-/17	5-6	
9-24	A	W	31-14	Georgia Tech		6-5	
10-1	A	W	31-13	\$Virginia Tech		3-7-1	
10-8	H	W	31-0	* \$Virginia		1-9-1	
10-15	A	W	17-11	* Duke		5-6	
10-22	H	W	7-3	* NC State	20/-	8-4	#-/19
10-29	H	W	26-0	* Wake Forest	16/-	1-10	
11-5	A	T	13-13	* North Carolina	13/-	8-3-1	#17/14
11-12	H	L	17-21	Notre Dame	15/5	11-1	#1/1
11-19	A	W	31-27	South Carolina	15/-	5-7	
12-30	N1	L	3-34	%Pittsburgh	11/10	9-2-1	#8/7

N1 - Jacksonville, Fla. (Gator Bowl)

1978 (11-1 OVERALL; 6-0 ACC, 1ST)

Ranked No. 6 by AP, No. 6 by UPI

Head Coach (Games 1-11) - Charley Pell (2nd Season)

Head Coach (Game 12) - Danny Ford (1st Season)

Date	Site	W-L	Score	Opponent	AP Ranks	OFRD	OFRK
9-16	H	W	58-3	The Citadel		5-6	
9-23	A	L	0-12	Georgia	8/-	9-2-1	#16/15
9-30	H	W	31-0	Villanova		5-6	
10-7	H	W	38-7	Virginia Tech		4-7	
10-14	A	W	30-14	* Virginia		2-9	
10-21	H	W	28-8	* Duke		4-7	
10-28	A	W	33-10	* NC State	20/-	9-3	#18/19
11-4	A	W	51-6	* Wake Forest	16/-	1-10	
11-11	H	W	13-9	* North Carolina	15/-	5-6	
11-18	A	W	28-24	* Maryland	12/11	9-3	#20/-
11-25	H	W	41-23	South Carolina	10/-	5-5-1	
12-29	N1	W	17-15	%Ohio State	7/20	7-4-1	#

N1 - Jacksonville, Fla. (Gator Bowl)

1979 (8-4 OVERALL; 4-2 ACC, T-2ND)

Head Coach - Danny Ford (2nd Season, 1st Full Season)

Date	Site	W-L	Score	Opponent	AP Ranks	OFRD	OFRK
9-8	H	W	21-0	Furman		5-6	
9-15	H	L	0-19	* Maryland		7-4	
9-22	H	W	12-7	Georgia		6-5	

10-6	H	W	17-7	* Virginia		2-8	
10-13	A	W	21-0	Virginia Tech		5-6	
10-20	A	W	28-10	* Duke		2-8	
10-27	H	L	13-16	* NC State		7-4	
11-3	H	W	31-0	* Wake Forest	-/14	8-4	#
11-10	A	W	19-10	* North Carolina	18/-	8-3	#15/14
11-17	A	W	16-10	Notre Dame	14/-	7-4	
11-24	A	L	9-13	South Carolina	13/19	8-4	#
12-31	N1	L	18-24	Baylor	18/19	8-4	#14/15

N1 - Atlanta, Ga. (Peach Bowl)

1980 (6-5 OVERALL; 2-4 ACC, T-4TH)

Head Coach - Danny Ford (3rd Season, 2nd Full Season)

Date	Site	W-L	Score	Opponent	AP Ranks	OFRD	OFRK
9-13	H	W	19-3	Rice		5-6	
9-20	A	L	16-20	Georgia	-/10	12-0	#1/1
9-27	H	W	17-10	Western Carolina		3-7-1	
10-4	H	W	13-10	Virginia Tech		8-4	#
10-11	A	W	27-24	* Virginia		4-7	
10-18	H	L	17-34	* Duke		2-9	
10-25	A	L	20-24	* \$NC State		6-5	
11-1	A	W	35-33	* Wake Forest		5-6	
11-8	H	L	19-24	* North Carolina	-/14	11-1	#10/9
11-15	A	L	7-34	* Maryland		8-4	#
11-22	H	W	27-6	South Carolina	-/14	8-4	#

1981 (12-0 OVERALL; 6-0 ACC, 1ST)

National Champion

Ranked No. 1 by AP, No. 1 by UPI

Head Coach - Danny Ford (4th Season, 3rd Full Season)

Date	Site	W-L	Score	Opponent	AP Ranks	OFRD	OFRK
9-5	H	W	45-10	Wofford		6-5	
9-12	A	W	13-5	%Tulane		6-5	
9-19	H	W	13-3	Georgia	-/4	10-2	#6/5
10-3	A	W	21-3	Kentucky	14/-	3-8	
10-10	H	W	27-0	* Virginia	9/-	1-10	
10-17	A	W	38-10	* Duke	6/-	6-5	
10-24	H	W	17-7	* NC State	4/-	4-7	
10-31	H	W	82-24	* Wake Forest	3/-	4-7	
11-7	A	W	10-8	* North Carolina	2/8	10-2	#9/8
11-14	H	W	21-7	* Maryland	2/-	4-7	
11-21	A	W	29-13	South Carolina	2/-	6-6	
1-1	N1	W	22-15	%Nebraska	1/4	9-3	#11/9

N1 - Miami, Fla. (Orange Bowl)

1982 (9-1-1 OVERALL; 6-0 ACC, 1ST)

Ranked No. 8 by AP

Head Coach - Danny Ford (5th Season, 4th Full Season)

Date	Site	W-L	Score	Opponent	AP Ranks	OFRD	OFRK
9-6	A	L	7-13	%Georgia	11/7	11-1	#4/4
9-18	H	T	17-17	Boston College	16/-	8-3-1	#
9-25	H	W	21-10	Western Carolina		6-5	
10-2	H	W	24-6	Kentucky		0-10-1	
10-9	A	W	48-0	* %Virginia		2-9	
10-16	H	W	49-14	* Duke	20/-	6-5	
10-23	A	W	38-29	* NC State	18/-	6-5	
11-6	H	W	16-13	* North Carolina	13/18	8-4	#18/13
11-13	A	W	24-22	* Maryland	11/18	8-4	#20/20
11-20	H	W	24-6	South Carolina	10/-	4-7	
11-28	N1	W	21-17	* Wake Forest	10/-	3-8	

N1 - Tokyo, Japan



ALL-TIME RESULTS

1983 (9-1-1 OVERALL; 7-0 ACC)

Ranked No. 10 by USA Today, No. 11 by AP

Head Coach - Danny Ford (6th Season, 5th Full Season)

Date	Site	W-L	Score	Opponent	AP Ranks	OFRD	OFRK
9-3	H	W	44-10	*Western Carolina		11-3	
9-10	A	L	16-31	%Boston College		9-3	#19/20
9-17	H	T	16-16	Georgia	-/11	10-1-1	#4/4
9-24	H	W	41-14	*Georgia Tech		3-8	
10-8	H	W	42-21	*Virginia		6-5	
10-15	A	W	38-31	*Duke		3-8	
10-22	H	W	27-17	*NC State		3-8	
10-29	H	W	24-17	*Wake Forest		4-7	
11-5	A	W	16-3	*North Carolina	-/10	8-4	#
11-12	H	W	52-27	*Maryland	17/11	8-4	#
11-19	A	W	22-13	South Carolina	13/-	5-6	

Note: Not eligible for ACC title.

1984 (7-4 OVERALL; 5-2 ACC)

Head Coach - Danny Ford (7th Season, 6th Full Season)

Date	Site	W-L	Score	Opponent	AP Ranks	OFRD	OFRK
9-1	H	W	40-7	Appalachian State	4/-	4-7	
9-8	A	W	55-0	%*Virginia	3/-	8-4	#20/17
9-22	A	L	23-26	Georgia	2/20	7-4-1	#
9-29	A	L	21-28	*Georgia Tech	13/20	6-4	
10-6	H	W	20-12	*North Carolina		5-5-1	
10-20	H	W	54-21	*Duke		2-9	
10-27	A	W	35-34	*NC State		3-8	
11-3	H	W	37-14	*Wake Forest		6-5	
11-10	H	W	17-10	Virginia Tech		8-4	#
11-17	A1	L	23-41	*Maryland	20/-	9-3	#12/11
11-24	H	L	21-22	South Carolina	-/9	10-2	#11/13

A1 - Baltimore, Md.; Note: Not eligible for ACC title.

1985 (6-6 OVERALL; 4-3 ACC, T-3RD)

Head Coach - Danny Ford (8th Season, 7th Full Season)

Date	Site	W-L	Score	Opponent	AP Ranks	OFRD	OFRK
9-14	A	W	20-17	Virginia Tech		6-5	
9-21	H	L	13-20	Georgia		7-3-2	#
9-28	H	L	3-14	*Georgia Tech		9-2	#19/18
10-5	A	L	7-26	%Kentucky		5-6	
10-12	H	W	27-24	*Virginia		6-5	
10-19	A	W	21-9	*Duke		4-7	
10-26	H	W	39-10	*NC State		3-8	
11-2	H	W	26-10	*Wake Forest		4-7	
11-9	A	L	20-21	*North Carolina		5-6	
11-16	H	L	31-34	*\$Maryland		9-3	#18/19
11-23	A	W	24-17	South Carolina		5-6	
12-21	N1	L	13-20	%Minnesota		7-5	#

N1 - Shreveport, La. (Independence Bowl)

1986 (8-2-2 OVERALL; 5-1-1 ACC, 1ST)

Ranked No. 17 by AP, No. 18 by USA Today, No. 19 by UPI

Head Coach - Danny Ford (9th Season, 8th Full Season)

Date	Site	W-L	Score	Opponent	AP Ranks	OFRD	OFRK
9-13	H	L	14-20	Virginia Tech		10-1-1	#20/-
9-20	A	W	31-28	Georgia	-/14	8-4	#
9-27	A	W	27-3	*Georgia Tech		5-6	
10-4	H	W	24-0	The Citadel		3-8	
10-11	A	W	31-17	%*Virginia	20/-	3-8	
10-18	H	W	35-3	*Duke		17/-	4-7

10-25	A	L	3-27	*NC State	16/20	8-3	#
11-1	A	W	28-20	*Wake Forest		5-6	
11-8	H	W	38-10	*North Carolina		7-5	
11-15	A1	T	17-17	*Maryland	15/-	5-5-1	
11-22	H	T	21-21	South Carolina	19/-	3-6-2	
12-27	N2	W	27-21	Stanford	21/20	8-4	#

A1 - Baltimore, Md.; N2 - Jacksonville, Fla. (Gator Bowl)

1987 (10-2 OVERALL; 6-1 ACC, 1ST)

Ranked No. 10 by UPI, No. 11 by USA Today, No. 12 by AP

Head Coach - Danny Ford (10th Season, 9th Full Season)

Date	Site	W-L	Score	Opponent	AP Ranks	OFRD	OFRK
9-5	H	W	43-0	Western Carolina	9/-	4-7	
9-12	A	W	22-10	Virginia Tech	10/-	2-9	
9-19	H	W	21-20	Georgia	8/18	9-3	#13/14
9-26	H	W	33-12	*Georgia Tech	9/-	2-9	
10-10	H	W	38-21	*Virginia	8/-	8-4	#
10-17	H	W	17-10	*Duke	7/-	5-6	
10-24	H	L	28-30	*NC State	7/-	4-7	
10-31	H	W	31-17	*Wake Forest	14/-	7-4	
11-7	A	W	13-10	*North Carolina	10/-	5-6	
11-14	H	W	45-16	*Maryland	9/-	4-7	
11-21	A	L	7-20	%South Carolina	8/12	8-4	#15/15
1-1	N1	W	35-10	Penn State	14/20	8-4	#

N1 - Orlando, Fla. (Citrus Bowl)

1988 (10-2 OVERALL; 6-1 ACC, 1ST)

Ranked No. 8 by UPI, No. 9 by AP, No. 10 by USA Today

Head Coach - Danny Ford (11th Season, 10th Full Season)

Date	Site	W-L	Score	Opponent	AP Ranks	OFRD	OFRK
9-3	H	W	40-7	Virginia Tech	4/-	3-8	
9-10	H	W	23-3	\$Furman	3/-	13-2	
9-17	H	L	21-24	\$Florida State	3/10	11-1	#3/3
9-24	A	W	30-13	*Georgia Tech	12/-	3-8	
10-8	A	W	10-7	*Virginia	11/-	7-4	
10-15	H	W	49-17	*Duke	11/22	7-3-1	
10-22	A	L	3-10	*NC State	9/24	8-3	#17/-
10-29	A	W	38-21	*Wake Forest	15/-	6-4-1	
11-5	H	W	37-14	*North Carolina	17/-	1-10	
11-12	A	W	49-25	*Maryland	16/-	5-6	
11-19	H	W	29-10	South Carolina	15/25	8-4	#
1-2	N1	W	13-6	Oklahoma	9/10	9-3	#14/14

N1 - Orlando, Fla. (Citrus Bowl)

1989 (10-2 OVERALL; 5-2 ACC, 3RD)

Ranked No. 11 by UPI, No. 12 by AP, No. 12 by USA Today

Head Coach - Danny Ford (12th Season, 11th Full Season)

Date	Site	W-L	Score	Opponent	AP Ranks	OFRD	OFRK
9-2	H	W	30-0	Furman	12/-	12-2	
9-9	A	W	34-23	%Florida State	10/16	10-2	#3/2
9-16	A	W	27-7	%Virginia Tech	7/-	6-4-1	
9-23	H	W	31-7	*Maryland	7/-	3-7	
9-30	A	L	17-21	*\$Duke	7/-	8-4	#
10-7	H	W	34-20	*Virginia	15/-	10-3	#18/15
10-14	H	L	14-30	*Georgia Tech	14/-	7-4	
10-21	H	W	30-10	*NC State	-/12	7-5	#
10-28	H	W	44-10	*Wake Forest	22/-	2-8	
11-4	A	W	35-3	*North Carolina	21/-	1-10	
11-18	A	W	45-0	%South Carolina	15/-	6-4-1	
12-30	N1	W	27-7	%West Virginia	14/17	8-3-1	#21/-

N1 - Jacksonville, Fla. (Gator Bowl)

1990 (10-2 OVERALL; 5-2 ACC, T-2ND)

Ranked No. 9 by AP, No. 9 by UPI, No. 9 by USA Today

Head Coach - Ken Hatfield (1st Season)

Date	Site	W-L	Score	Opponent	AP Ranks	OFRD	OFRK
9-1	H	W	59-0	Long Beach State	10/-	6-5	
9-8	A	L	7-20	*Virginia	9/14	8-4	#23/15
9-15	A1	W	18-17	*Maryland	10/-	6-5	
9-22	H	W	48-0	Appalachian State	17/-	6-5	
9-29	H	W	26-7	*Duke	19/-	4-7	
10-6	H	W	34-3	Georgia	16/-	4-7	
10-13	A	L	19-21	*Georgia Tech	15/18	11-0-1	#2/1
10-20	A	W	24-17	*NC State	22/-	7-5	#
10-27	A	W	24-6	*Wake Forest	19/-	3-8	
11-3	H	W	20-3	*North Carolina	18/24 ^U	6-5	
11-17	H	W	24-15	South Carolina	17/-	6-5	
1-1	N2	W	30-0	Illinois	14/16	8-4	#25/24

A1 - Baltimore, Md.; N2 - Tampa, Fla. (Hall of Fame Bowl)

1991 (9-2-1 OVERALL; 6-0-1 ACC, 1ST)

Ranked No. 17 by USA Today, No. 18 by AP

Head Coach - Ken Hatfield (2nd Season)

Date	Site	W-L	Score	Opponent	AP Ranks	OFRD	OFRK
9-7	H	W	34-0	Appalachian State	8/-	8-4	
9-21	H	W	37-7	Temple	8/-	2-9	
9-28	H	W	9-7	*Georgia Tech	7/19	8-5	#
10-5	A	L	12-27	%Georgia	6/-	9-3	#17/20
10-12	H	T	20-20	*Virginia	18/-	8-3	#
10-26	H	W	29-19	*NC State	19/12	9-3	#
11-2	H	W	28-10	*Wake Forest	16/-	3-8	
11-9	A	W	21-6	%*North Carolina	15/-	7-4	
11-16	H	W	40-7	*Maryland	15/-	2-9	
11-23	A	W	41-24	South Carolina	14/-	3-6-2	
12-1	N1	W	33-21	*Duke	13/-	4-7	
1-1	N2	L	13-37	California	13/14	10-2	#8/8

N1 - Tokyo, Japan; N2 - Orlando, Fla. (Citrus Bowl)

1992 (5-6 OVERALL; 3-5 ACC, 7TH)

Head Coach - Ken Hatfield (3rd Season)

Date	Site	W-L	Score	Opponent	AP Ranks	OFRD	OFRK
9-5	H	W	24-10	Ball State	13/-	5-6	
9-12	H	L	20-24	*%Florida State	15/5	11-1	#2/2
9-26	A	L	16-20	*%Georgia Tech	16/-	5-6	
10-3	H	W	54-3	Chattanooga	25/-	2-9	
10-10	A	W	29-28	*Virginia	25/10	7-4	
10-17	H	W	21-6	*Duke	19/-	2-9	
10-24	A	L	6-20	*NC State	18/23	9-3	#17/17
10-31	A	L	15-18	*Wake Forest		8-4	#25/-
11-7	H	W	40-7	*North Carolina	-/18	9-3	#19/18
11-14	A	L	23-53	*Maryland		3-8	
11-21	H	L	13-24	\$South Carolina		5-6	

1993 (9-3 OVERALL; 5-3 ACC, 3RD)

Ranked No. 22 by USA Today, No. 23 by AP

Head Coach (Games 1-11) - Ken Hatfield (4th Season)

Head Coach (Game 12) - Tommy West (1st Season)

Date	Site	W-L	Score	Opponent	AP Ranks	OFRD	OFRK
9-4	H	W	24-14	\$Nevada-Las Vegas	22/-	3-8	
9-11	A	L	0-57	*Florida State	21/1	12-1	#1/1
9-25	H	W	16-13	*Georgia Tech		5-6	
10-2	H	W	20-14	*NC State	-/24	7-5	#
10-9	A	W	13-10	*Duke		3-8	
10-16	H	L	16-20	*\$Wake Forest		2-9	
10-23	H	W	27-0	East Tennessee State		5-6	
10-30	H	W	29-0	*\$Maryland		2-9	
11-6	A	L	0-24	*%North Carolina	-/16	10-3	#21/20
11-13	H	W	23-14	*Virginia	-/18	7-5	#
11-20	A	W	16-13	South Carolina	24/-	4-7	
12-31	N1	W	14-13	%Kentucky	23/-	6-6	#

N1 - Atlanta, Ga. (Peach Bowl)

1994 (5-6 OVERALL; 4-4 ACC, 5TH)

Head Coach - Tommy West (2nd Season, 1st Full Season)

Date	Site	W-L	Score	Opponent	AP Ranks	OFRD	OFRK
9-3	H	W	27-6	Furman	24/-	3-8	
9-10	H	L	12-29	* NC State	22/-	9-3	#17/17
9-17	A	L	6-9	* Virginia		9-3	#15/13
10-1	H	W	13-0	* Maryland		4-7	
10-8	A	L	14-40	Georgia		6-4-1	
10-15	A	L	13-19	* Duke	-/25	8-4	#
10-22	A	L	0-17	* Florida State	-/7	11-1	#4/5
10-29	H	W	24-8	* Wake Forest		3-8	
11-5	A	W	28-17	* North Carolina	-/19	8-4	#-/21
11-12	H	W	20-10	* Georgia Tech		1-10	
11-19	H	L	7-33	South Carolina		7-5	#

ALL-TIME RESULTS

9-16	A	W	29-14	*%Wake Forest	1-10	
9-23	H	L	3-22	*\$Virginia	-/11	9-4 #16/16
9-30	A	W	43-22	*NC State		3-8
10-7	H	L	17-19	%Georgia		6-6 #
10-21	A	W	17-0	*Maryland		6-5
10-28	A	W	24-3	*Georgia Tech		6-5
11-4	H	W	17-10	*North Carolina		7-5 #
11-11	H	W	34-17	*\$Duke	24/-	3-8
11-18	A	W	38-17	South Carolina	24/-	4-6-1
1-1	N1	L	0-41	\$Syracuse	23/-	9-3 #19/17

N1 - Jacksonville, Fla. (Gator Bowl)

1996 (7-5 OVERALL; 6-2 ACC, 2ND)

Head Coach - Tommy West (4th Season, 3rd Full Season)

Date	Site	W-L	Score	Opponent	AP Ranks	OFRD	OFRK
8-31	A	L	0-45	*North Carolina		10-2	#10/10
9-7	H	W	19-3	Furman		9-4	
9-21	A	L	24-38	%Missouri		5-6	
9-28	H	W	21-10	*\$Wake Forest		3-8	
10-5	A	L	3-34	*%Florida State	-/2	11-1	#3/3
10-12	A	W	13-6	*Duke		0-11	
10-19	H	W	28-25	*Georgia Tech	-/22	5-6	
11-2	H	W	35-3	*Maryland		5-6	
11-9	A	W	24-16	*Virginia	-/15	7-5	#
11-16	H	W	40-17	*NC State		3-8	
11-23	H	L	31-34	South Carolina	22/-	5-6	
12-28	N1	L	7-10	%Louisiana State	-/17	10-2	#12/-

N1 - Atlanta, Ga. (Peach Bowl)

1997 (7-5 OVERALL; 4-4 ACC, 5TH)

Head Coach - Tommy West (5th Season, 4th Full Season)

Date	Site	W-L	Score	Opponent	AP Ranks	OFRD	OFRK
9-6	H	W	23-12	Appalachian State	18/-	7-4	
9-13	A	W	19-17	*NC State	19/25 ^u	6-5	
9-20	H	L	28-35	*Florida State	16/5	11-1	#3/3
9-27	A	L	20-23	*%Georgia Tech	17/-	7-5	#
10-4	H	W	39-7	Texas El-Paso		4-7	
10-11	H	L	7-21	*%Virginia		7-4	
10-25	A	W	20-9	*Maryland		2-9	
11-1	A	W	33-16	*Wake Forest		5-6	
11-8	H	W	29-20	*Duke ^(OT)		2-9	
11-15	H	L	10-17	*North Carolina	-/8	11-1	#6/4
11-22	A	W	47-21	%South Carolina		5-6	
1-2	N1	L	17-21	%Auburn	-/13	10-3	#11/11

N1 - Atlanta, Ga. (Peach Bowl)

1998 (3-8 OVERALL; 1-7 ACC, 8TH)

Head Coach - Tommy West (6th Season, 5th Full Season)

Date	Site	W-L	Score	Opponent	AP Ranks	OFRD	OFRK
9-5	H	W	33-0	Furman		5-6	
9-12	H	L	0-37	Virginia Tech		9-3	#23/19
9-19	A	L	18-20	*Virginia	-/10	9-3	#18/18
9-26	H	L	19-29	*Wake Forest		3-8	
10-3	A	L	14-21	*North Carolina		7-5	#
10-10	H	W	23-0	*Maryland		3-8	
10-17	A	L	0-48	*%Florida State	-/6	11-2	#3/3
10-24	A	L	23-28	*Duke		4-7	
10-31	H	L	39-46	*NC State		7-5	#
11-12	H	L	21-24	*%Georgia Tech	-/22	10-2	#9/9
11-21	H	W	28-19	%South Carolina		1-10	

1999 (6-6 OVERALL; 5-3 ACC, 2ND)

Head Coach - Tommy Bowden (1st Season)

Date	Site	W-L	Score	Opponent	AP Ranks	OFRD	OFRK
9-4	H	L	10-13	%Marshall		13-0	#10/10
9-11	H	W	33-14	*Virginia	-/22	7-5	#
9-23	A	L	11-31	%Virginia Tech	-/8	11-1	#2/3
10-2	H	W	31-20	*North Carolina		3-8	
10-9	A	L	31-35	*%NC State		6-6	
10-16	A	W	42-30	*Maryland		5-6	
10-23	H	L	14-17	*%Florida State	-/1	12-0	#1/1
10-30	A	W	12-3	*Wake Forest		7-5	#
11-6	H	W	58-7	*Duke		3-8	
11-13	A	L	42-45	*Georgia Tech	-/13	8-4	#20/21
11-20	A	W	31-21	South Carolina		0-11	
12-30	N1	L	7-17	%Mississippi State	-/15	10-2	#13/12

N1 - Atlanta, Ga. (Peach Bowl)

2000 (9-3 OVERALL; 6-2 ACC, 2ND)

Ranked No. 14 by USA Today, No. 16 by AP

Head Coach - Tommy Bowden (2nd Season)

Date	Site	W-L	Score	Opponent	AP Ranks	OFRD	OFRK
9-2	H	W	38-0	%The Citadel	17/-	2-9	
9-9	H	W	62-9	Missouri	17/-	3-8	
9-16	H	W	55-7	*Wake Forest	16/-	2-9	
9-23	A	W	31-10	*Virginia	11/-	6-6	#
9-30	A	W	52-22	*Duke	7/-	0-11	
10-7	H	W	34-27	*NC State	5/-	8-4	#
10-14	H	W	35-14	*Maryland	5/-	5-6	
10-21	A	W	38-24	*North Carolina	5/-	6-5	

ROD GARDNER HELPED
CLEMSON TO A 9-3 RECORD
AS A SENIOR IN 2000.



10-28	H	L	28-31	*Georgia Tech	5/-	9-3	#17/19
11-4	A	L	7-54	*%Florida State	10/4	11-2	#5/4
11-18	H	W	16-14	South Carolina	16/25	8-4	#19/21
1-1	N1	L	20-41	Virginia Tech	16/6	11-1	#6/6

N1 - Jacksonville, Fla. (Gator Bowl)

2001 (7-5 OVERALL; 4-4 ACC, T-4TH)

Head Coach - Tommy Bowden (3rd Season)

Date	Site	W-L	Score	Opponent	AP Ranks	OFRD	OFRK
9-1	H	W	21-13	\$Central Florida	18/-	6-5	
9-8	H	W	38-14	Wofford	20/-	4-7	
9-22	H	L	24-26	*Virginia	19/-	5-7	
9-29	A	W	47-44	*Georgia Tech ^(OT)	25 ^u /9	8-5	#24/-
10-13	A	W	45-37	*NC State	16/-	7-5	#
10-20	H	L	3-38	*North Carolina	13/-	8-5	#
10-27	A	W	21-14	*Wake Forest	25/-	6-5	
11-3	H	L	27-41	*Florida State	24 ^u /14	8-4	#15/15
11-10	A	L	20-37	*%Maryland	-/13	10-2	#11/10
11-17	A	L	15-20	South Carolina	-/22	9-3	#13/13
12-1	H	W	59-31	*Duke		0-11	
12-31	N1	W	49-24	¶Louisiana Tech		7-5	#

¶ - played in snow; N1 - Boise, Idaho (Humanitarian Bowl)

2002 (7-6 OVERALL; 4-4 ACC, T-5TH)

Head Coach - Tommy Bowden (4th Season)

Date	Site	W-L	Score	Opponent	AP Ranks	OFRD	OFRK
8-31	A	L	28-31	%Georgia	-/8	13-1	#3/3
9-7	H	W	33-13	Louisiana Tech		4-8	
9-14	H	W	24-19	*\$Georgia Tech		7-6	#
9-21	H	W	30-7	\$Ball State		6-6	
10-3	A	L	31-48	*%Florida State	-/11	9-5	#21/23
10-12	A	L	17-22	*Virginia		9-5	#22/25
10-19	H	W	31-23	*Wake Forest		7-6	#
10-24	H	L	6-38	*%NC State	-/12	11-3	#12/11
11-2	A	W	34-31	*Duke		2-10	
11-9	A	W	42-12	*North Carolina		3-9	
11-16	H	L	12-30	*%\$Maryland	-/19	11-3	#13/13
11-23	H	W	27-20	%South Carolina		5-7	
12-23	N1	L	15-55	Texas Tech		9-5	#

N1 - Orlando, Fla. (Tangerine Bowl)

2003 (9-4 OVERALL; 5-3 ACC, 3RD)

Ranked No. 22 by AP, No. 22 by USA Today

Head Coach - Tommy Bowden (5th Season)

Date	Site	W-L	Score	Opponent	AP Ranks	OFRD	OFRK
8-30	H	L	0-30	Georgia	-/11	11-3	#7/6
9-6	H	W	28-17	Furman		6-5	
9-13	H	W	37-14	Middle Tennessee		4-8	
9-20	A	W	39-3	*%Georgia Tech		7-6	#
10-4	A	L	7-21	*Maryland		10-3	#17/20
10-11	H	W	30-27	*Virginia ^(OT)	-/25	8-5	#
10-16	A	L	15-17	*%NC State		8-5	#
10-25	H	W	36-28	*North Carolina		2-10	
11-1	A	L	17-45	*Wake Forest		5-7	

2004 (6-5 OVERALL; 4-4 ACC, T-6TH)

Head Coach - Tommy Bowden (6th Season)

Date	Site	W-L	Score	Opponent	AP Ranks	OFRD	OFRK
9-4	H	W	37-30	*Wake Forest ^(2OT)	15/-	4-7	
9-11	H	L	24-28	*%Georgia Tech	20/-	7-5	#
9-18	A	L	6-27	%Texas A&M		7-5	#
9-25	A	L	22-41	*Florida State	-/8	9-3	#15/14
10-7	A	L	10-30	*%Virginia	-/10	8-4	#23/23
10-16	H	W	35-6	Utah State		3-8	
10-23	H	W	10-7	*Maryland		5-6	
10-30	H	W	26-20	*NC State		5-6	
11-6	A	W	24-17	*%\$Miami (Fla.) ^(OT)	-/11	9-3	#11/11
11-13	A	L	13-16	*Duke		2-9	
11-20	H	W	29-7	South Carolina		6-5	

2005 (8-4 OVERALL; 4-4 ACC, 3RD (ATLANTIC))

Ranked No. 21 by AP, No. 21 by USA Today

Head Coach - Tommy Bowden (7th Season)

Date	Site	W-L	Score	Opponent	AP Ranks	OFRD	OFRK
9-3	H	W	25-24	%Texas A&M	-/17	5-6	
9-10	A	W	28-24	*Maryland	25/-	5-6	
9-17	H	L	30-36	*Miami (Fla.) ^(3OT)	20/13	9-3	#17/18
9-24	H	L	13-16	*Boston College ^(OT)	-/25 ^u	9-3	#18/17
10-1	A	L	27-31	*Wake Forest		5-6	
10-13	A	W	31-10	*%NC State		7-5	#
10-22	H	W	37-7	Temple		0-11	
10-29	A	L	9-10	*Georgia Tech		7-5	#
11-5	H	W	49-20	*Duke		1-10	
11-12	H	W	35-14	*Florida State	-/17	8-5	#22/23
11-19	A	W	13-9	%South Carolina	-/19	7-5	#
12-27	N1	W	19-10	%Colorado	23/-	7-6	#

N1 - Orlando, Fla. (Champs Sports Bowl)

2006 (8-5 OVERALL; 5-3 ACC, T-2ND (ATLANTIC))

Head Coach - Tommy Bowden (8th Season)

Date	Site	W-L	Score	Opponent	AP Ranks	OFRD	OFRK
9-2	H	W	54-6	Florida Atlantic	18/-	5-7	
9-9	A	L	33-34	*Boston College ^(2OT)	18/-	10-3	#20/20
9-16	A	W	27-20	*%Florida State	-/9	7-6	#
9-23	H	W	52-7	*North Carolina	19/-	3-9	
9-30	H	W	51-0	%Louisiana Tech	18/-	3-10	
10-7	A	W	27-17	*\$Wake Forest	15/-	11-3	#18/17
10-12	N1	W	63-9	%Temple	12/-	1-11	
10-21	H	W	31-7	*%Georgia Tech	12/13	9-5	#
10-26	A	L	7-24	*%Virginia Tech	10/-	10-3	#19/18
11-4	H	L	12-13	*Maryland	19/-	9-4	#
11-11	H	W	20-14	*NC State		3-9	
11-25	H	L	28-31	South Carolina	24/-	8-5	#

ALL-TIME RESULTS



DA'QUAN BOWERS HELPED THE TIGERS TO A BERTH IN THE ACC CHAMPIONSHIP GAME IN 2009.

11-28	A	L	17-34	South Carolina	15/-	7-6	#
12-5	N1	L	34-39	%Georgia Tech	25/12	11-3	#13/13
12-27	N2	W	21-13	%Kentucky		7-6	#
N1 - Tampa, Fla. (ACC Championship Game); N2 - Nashville, Tenn. (Music City Bowl)							

2010 (6-7 OVERALL; 4-4 ACC, T-4TH (ATLANTIC))

Head Coach - Dabo Swinney (3rd Season, 2nd Full Season)							
Date	Site	W-L	Score	Opponent	AP Ranks	OFRD	OFRK
9-4	H	W	35-10	North Texas		3-9	
9-11	H	W	58-21	Presbyterian College		2-9	
9-18	A	L	24-27	%Auburn ^(OT)	-/16	14-0	#1/1
10-2	H	L	21-30	*Miami (Fla.)	-/16	7-6	#
10-9	A	L	16-21	*North Carolina		8-5	#
10-16	H	W	31-7	*Maryland		9-4	#23/24
10-23	H	W	27-13	*Georgia Tech		6-7	#
10-30	A	L	10-16	*Boston College		7-6	#
11-6	H	W	14-13	*NC State	-/23	9-4	#25/25
11-13	A	L	13-16	*%Florida State		10-4	#17/16
11-20	A	W	30-10	*Wake Forest		3-9	
11-27	H	L	7-29	%South Carolina	-/18	9-5	#22/22
12-31	N1	L	26-31	South Florida		8-5	#
N1 - Charlotte, N.C. (Meineke Car Care Bowl)							

2011 (10-4 OVERALL; 6-2 ACC, 1ST (ATLANTIC))

Ranked No. 22 by AP, No. 22 by USA Today							
Head Coach - Dabo Swinney (4th Season, 3rd Full Season)							
Date	Site	W-L	Score	Opponent	AP Ranks	OFRD	OFRK
9-3	H	W	43-19	Troy		3-9	
9-10	H	W	35-27	Wofford		8-4	
9-17	H	W	38-24	Auburn	-/21	8-5	#
9-24	H	W	35-30	*Florida State	21/11	9-4	#23/23
10-1	A	W	23-3	*%Virginia Tech	13/11	11-3	#21/17
10-8	H	W	36-14	*Boston College	8/-	4-8	
10-15	A	W	56-45	*%Maryland	8/-	2-10	
10-22	H	W	59-38	*North Carolina	8/-	7-6	#
10-29	A	L	17-31	*%Georgia Tech	6/-	8-5	#
11-12	H	W	31-28	*Wake Forest	9/-	6-7	#
11-19	A	L	13-37	*NC State	7/-	8-5	#
11-26	A	L	13-34	%South Carolina	18/14	11-2	#9/8
12-3	N1	W	38-10	%Virginia Tech	21/5	11-3	#21/17
1-4	N2	L	33-70	%West Virginia	14/23	10-3	#17/18
N1 - Charlotte, N.C. (ACC Championship Game); N2 - Miami Gardens, Fla. (Orange Bowl)							

2012 (11-2 OVERALL; 7-1 ACC, T-1ST (ATLANTIC))

Ranked No. 9 by USA Today, No. 11 by AP							
Head Coach - Dabo Swinney (5th Season, 4th Full Season)							
Date	Site	W-L	Score	Opponent	AP Ranks	OFRD	OFRK
9-1	N1	W	26-19	%Auburn	14/25 ^U	3-9	
9-8	H	W	52-27	Ball State	12/-	9-4	#
9-15	H	W	41-7	Furman	11/-	3-8	
9-22	A	L	37-49	*%Florida State	10/4	12-2	#10/8
9-29	A	W	45-31	*Boston College	17/-	2-10	

10-6	H	W	47-31	*Georgia Tech	15/-	7-7	#
10-20	H	W	38-17	*Virginia Tech	14/-	7-6	#
10-25	A	W	42-13	*%Wake Forest	14/-	5-7	
11-3	A	W	56-20	*%Duke	10/-	6-7	#
11-10	H	W	45-10	*Maryland	10/-	4-8	
11-17	H	W	62-48	*NC State	11/-	7-6	#
11-24	H	L	17-27	%South Carolina	12/13	11-2	#8/7
12-31	N2	W	25-24	%Louisiana State	14/9	10-3	#14/12
N1 - Atlanta, Ga.; N2 - Atlanta, Ga. (Chick-fil-A Bowl)							

2013 (11-2 OVERALL; 7-1 ACC, 2ND (ATLANTIC))

Ranked No. 7 by USA Today, No. 8 by AP							
Head Coach - Dabo Swinney (6th Season, 5th Full Season)							
Date	Site	W-L	Score	Opponent	AP Ranks	OFRD	OFRK
8-31	H	W	38-35	%Georgia	8/5	8-5	#
9-7	H	W	52-13	SC State	4/-	8-4	
9-19	A	W	26-14	*%NC State	3/-	3-9	
9-28	H	W	56-7	*Wake Forest	3/-	4-8	
10-5	A	W	49-14	*Syracuse	3/-	7-6	#
10-12	H	W	24-14	*Boston College	3/-	7-6	#
10-19	H	L	14-51	*%Florida State	3/5	14-0	#1/1
10-26	A	W	40-27	*Maryland	9/-	7-6	#
11-2	A	W	59-10	*Virginia	9/-	2-10	
11-14	H	W	55-31	*%Georgia Tech	8/-	7-6	#
11-23	H	W	52-6	The Citadel	7/-	5-7	
11-30	A	L	17-31	%South Carolina	6/10	11-2	#4/4
1-3	N1	W	40-35	%Ohio State	12/7	12-2	#12/10
N1 - Miami Gardens, Fla. (Orange Bowl)							

2014 (10-3 OVERALL; 6-2 ACC, 2ND (ATLANTIC))

Ranked No. 15 by USA Today, No. 15 by AP							
Head Coach - Dabo Swinney (7th Season, 6th Full Season)							
Date	Site	W-L	Score	Opponent	AP Ranks	OFRD	OFRK
8-30	A	L	21-45	Georgia	16/12	10-3	#9/9
9-6	H	W	73-7	SC State	23/-	8-4	
9-20	A	L	17-23	*%Florida State ^(OT)	22/1	13-1	#5/6
9-27	H	W	50-35	*%North Carolina		6-7	#
10-4	H	W	41-0	*NC State		8-5	#
10-11	H	W	23-17	*Louisville		9-4	#24/24
10-18	A	W	17-13	*Boston College	24/-	7-6	#
10-25	H	W	16-6	*%Syracuse	21/-	3-9	
11-6	A	W	34-20	*%Wake Forest	19/-	3-9	
11-15	A	L	6-28	*Georgia Tech	18/24	11-3	#8/7
11-22	H	W	28-0	Georgia State		1-11	
11-29	H	W	35-17	South Carolina	23/-	7-6	#
12-29	N1	W	40-6	%Oklahoma	18/-	8-5	#
N1 - Orlando, Fla. (Russell Athletic Bowl)							

* - ACC regular-season game; # - played in a bowl game; % - night game; \$ - played in rain; ^U - coaches poll; OFRD - opponent final record; OFRK - opponent final ranking (AP ranking listed first, followed by coaches ranking; Note: Home games in bold; Clemson ranking listed first, followed by opponent rankings for "AP Ranks."

12-29	N2	L	20-28	Kentucky		8-5	#
N1 - Charlotte, N.C.; N2 - Nashville, Tenn. (Music City Bowl)							

2007 (9-4 OVERALL; 5-3 ACC, T-2ND (ATLANTIC))

Ranked No. 21 by AP, No. 22 by USA Today							
Head Coach - Tommy Bowden (9th Season)							
Date	Site	W-L	Score	Opponent	AP Ranks	OFRD	OFRK
9-3	H	W	24-18	*%Florida State	-/19	7-6	#
9-8	H	W	49-26	Louisiana-Monroe	25/-	6-6	
9-15	H	W	38-10	Furman	20/-	6-5	
9-22	A	W	42-20	*NC State	15/-	5-7	
9-29	A	L	3-13	*Georgia Tech	13/-	7-6	#
10-6	H	L	23-41	*%Virginia Tech	22/15	11-3	#9/9
10-20	H	W	70-14	Central Michigan		8-6	#
10-27	A	W	30-17	*Maryland		6-7	#
11-3	A	W	47-10	*Duke	25/-	1-11	
11-10	H	W	44-10	*Wake Forest	20/-	9-4	#
11-17	H	L	17-20	*%Boston College	15/18	11-3	#10/11
11-24	A	W	23-21	%South Carolina	21/-	6-6	
12-31	N1	L	20-23	%Auburn ^(OT)	15/22	9-4	#15/14
N1 - Atlanta, Ga. (Chick-fil-A Bowl)							

2008 (7-6 OVERALL; 4-4 ACC, T-3RD (ATLANTIC))

Head Coach (Games 1-6) - Tommy Bowden (10th Season)							
Head Coach (Game 7-13) - Dabo Swinney (1st Season)							
Date	Site	W-L	Score	Opponent	AP Ranks	OFRD	OFRK
8-30	N1	L	10-34	%Alabama	9/24	12-2	#6/6
9-6	H	W	45-17	The Citadel	22 ^U /-	4-8	
9-13	H	W	27-9	*NC State	23 ^U /-	6-7	#
9-20	H	W	54-0	SC State	23/-	10-3	
9-27	H	L	17-20	*Maryland	20/-	8-5	#
10-9	A	L	7-12	*%Wake Forest	-/21	8-5	#
10-18	H	L	17-21	*Georgia Tech		9-4	#22/22
11-1	A	W	27-21	*Boston College		9-5	#
11-8	A	L	27-41	*Florida State	-/24	9-4	#21/23
11-15	H	W	31-7	*Duke		4-8	
11-22	A	W	13-3	*Virginia		5-7	
11-29	H	W	31-14	\$South Carolina		7-6	#
1-1	N2	L	21-26	Nebraska		9-4	#
N1 - Atlanta, Ga.; N2 - Jacksonville, Fla. (Gator Bowl)							

2009 (9-5 OVERALL; 6-2 ACC, 1ST (ATLANTIC))

Ranked No. 24 by AP							
Head Coach - Dabo Swinney (2nd Season, 1st Full Season)							
Date	Site	W-L	Score	Opponent	AP Ranks	OFRD	OFRK
9-5	H	W	37-14	%Middle Tennessee		10-3	#
9-10	A	L	27-30	*%Georgia Tech	-/15	11-3	#13/13
9-19	H	W	25-7	*\$Boston College		8-5	#
9-26	H	L	10-14	\$TCU	-/15	12-1	#6/6
10-3	A	L	21-24	*Maryland		2-10	
10-17	H	W	38-3	*\$Wake Forest		5-7	
10-24	A	W	40-37	*Miami (Fla.) ^(OT)	-/8	9-4	#19/19
10-31	H	W	49-3	\$Coastal Carolina		5-6	
11-7	H	W	40-24	*%Florida State		7-6	#
11-14	A	W	43-23	*NC State	24/-	5-7	
11-21	H	W	34-21	*Virginia	18/-	3-9	



ARTAVIS SCOTT PUT ON A SHOW IN HIS FIRST RIVALRY GAME AGAINST SOUTH CAROLINA IN 2014, CATCHING SEVEN PASSES FOR 185 YARDS IN A 35-17 WIN.





Jaron **BROWN**
Arizona Cardinals

Byron **MAXWELL**
Seattle Seahawks

C.J. **SPILLER**
Buffalo Bills

Sammy **WATKINS**
Buffalo Bills

Martavis **BRYANT**
Pittsburgh Steelers

Andre **ELLINGTON**
Arizona Cardinals

Marcus **GILCHRIST**
San Diego Chargers

Coty **SENSABAUGH**
Tennessee Titans

Andre **BRANCH**
Jacksonville Jaguars

Dwayne **ALLEN**
Indianapolis Colts

Chris **HAIRSTON**
Buffalo Bills

Malliciah **GOODMAN**
Atlanta Falcons

DeAndre **HOPKINS**
Houston Texans

Chandler **CATANZARO**
Arizona Cardinals

Charlie **WHITEHURST**
Tennessee Titans

Bashaud **BREELAND**
Washington Redskins

Kavell **CONNER**
San Diego Chargers

Jarvis **JENKINS**
Washington Redskins



Charone
PEAKE
Wide Receiver

Artavis
SCOTT
Wide Receiver

Mike
WILLIAMS
Wide Receiver

Eric
MAC LAIN
Offensive Lineman

Joe
GORE
Offensive Tackle

Deshaun
WATSON
Quarterback

Ryan
NORTON
Offensive Lineman

Stanton
SECKINGER
Tight End

Wayne
GALLMAN
Running Back

2015 CLEMSON FOOTBALL SCHEDULE



9.5
WOFFORD



9.12
APPALACHIAN ST.



9.17
at Louisville*



10.3
NOTRE DAME



10.10
GEORGIA TECH*



10.17
BOSTON COLLEGE*



10.24
at Miami (Fla.)*



10.31
at NC State*



11.7
FLORIDA STATE*



11.14
at Syracuse*



11.21
WAKE FOREST*



11.28
at South Carolina

* - ACC regular-season game; Home games in **BOLD CAPS**



Mackensie
ALEXANDER
Cornerback

Korrin
WIGGINS
Linebacker/Safety

B.J.
GOODSON
Linebacker

Jayron
KEARSE
Safety

D.J.
READER
Defensive Tackle

Shaq
LAWSON
Defensive End

Ben
BOULWARE
Linebacker

Kevin
DODD
Defensive End